



## WEEK 13

**Los Angeles Rams (4-7) at New England Patriots (9-2)**

Sunday, December 4, 2016 • Gillette Stadium • 10:00 a.m. PST



### 2016 SCHEDULE

#### REGULAR SEASON 4-7

Sept. 12	at San Francisco (Mon.)	7:20 p.m.	L, 28-0
<b>Sept. 18</b>	<b>Seattle</b>	<b>1:05 p.m.</b>	<b>W, 9-3</b>
Sept. 25	at Tampa Bay	1:05 p.m.	W, 37-32
Oct. 2	at Arizona	1:25 p.m.	W, 17-13
<b>Oct. 9</b>	<b>Buffalo</b>	<b>1:25 p.m.</b>	<b>L, 30-19</b>
Oct. 16	at Detroit	10:00 a.m.	L, 31-28
<b>Oct. 23</b>	<b>New York Giants (London)</b>	<b>6:30 a.m.</b>	<b>L, 17-10</b>
	<b>BYE WEEK</b>		
<b>Nov. 6</b>	<b>Carolina</b>	<b>1:07 p.m.</b>	<b>L, 13-10</b>
Nov. 13	at New York Jets	10:00 a.m.	W, 9-6
<b>Nov. 20</b>	<b>Miami</b>	<b>1:05 p.m.</b>	<b>L, 14-10</b>
Nov. 27	at New Orleans	10:00 a.m.	L, 49-21
Dec. 4	at New England	10:00 a.m.	FOX
<b>Dec. 11</b>	<b>Atlanta</b>	<b>1:25 p.m.</b>	<b>FOX</b>
Dec. 15	at Seattle (Thur.)	5:25 p.m.	NBC/NFLN/Twitter
<b>Dec. 24</b>	<b>San Francisco (Sat.)</b>	<b>1:25 p.m.</b>	<b>FOX</b>
<b>Jan. 1</b>	<b>Arizona</b>	<b>1:25 p.m.</b>	<b>FOX</b>

### RAMdom FACT

*In just his second-career start, QB Jared Goff threw three touchdown passes in the first half against the New Orleans Saints, the first Rams passer to throw three touchdowns in the first half of a game since 2010.*

### MEDIA AVAILABILITY

<b>Mon., Nov. 28</b>	Coach Fisher Press Conference 5:00 p.m.
<b>Tues., Nov. 29</b>	Practice 3:00-4:00 p.m. Coach Fisher available on field Open locker room 4:00-4:45 p.m.
<b>Wed., Nov. 30</b>	Practice 2:00-4:00 p.m. Coach Fisher available on field OC Rob Boras available QB Jared Goff available Open locker room 4:00-4:45 p.m. Patriots Conference Calls TBD
<b>Thur., Dec. 1</b>	No Availability
<b>Fri., Dec. 2</b>	Practice 10:30-12:15 p.m. Coach Fisher available on field DC Gregg Williams available RB Todd Gurley available Open locker room 12:15-1:00p.m.

### RAMS COMMUNICATIONS PORTAL

*Visit the Rams Media Information Portal*

For weekly releases, media guide, access to the Rams media credential system, and other pertinent media information at

[www.TheRams.com/MediaInfo](http://www.TheRams.com/MediaInfo)

### RAMS TO PLAY FINAL AFC OPPONENT OF THE SEASON



WRs Tavon Austin and Kenny Britt celebrating a touchdown.

Los Angeles - The Rams (4-7) are set to play their final AFC East opponent in the New England Patriots (9-2) in the team's final cross-country trip of the season.

In his second game as a professional, QB Jared Goff completed 20-of-32 passing attempts for 214 yards. Goff threw three touchdowns in the first half, marking the first time a Rams QB has thrown three first half touchdown strikes since 2010. The rookie passer finished with a 100.3 QB rating in his first-career road start.

WR Kenny Britt finished the contest with 52 yards receiving on five receptions - establishing a single-season best 788 receiving yards. Britt now has single-season career-bests in receptions (54) in addition to receiving yards.

Britt, WR Tavon Austin, and TE Lance Kendricks were all on the receiving of Goff touchdown throws. Kendricks now has 17 career receiving touchdowns, one score short of matching the franchise record for touchdowns by a tight end.

RB/KR Benny Cunningham returned five kickoffs for 163 yards (32.6 yards/return) including a 61-yarder, his longest return of the season, and ranks third in the NFL with a 28.2 yard average through 11 games.

The Patriots enter the contest on a two-game winning streak, and have won six of their last seven games.

### RAMS PUBLIC RELATIONS

ARTIS TWYMAN:	Senior Director, Communications ATwyman@Rams.NFL.com
JULIA FARON:	Manager, Media Relations JFaron@Rams.NFL.com
TIFFANY WHITE:	Communications Coordinator TWhite@Rams.NFL.com
TRAVIS LANGER:	Media Information Coordinator TLanger@Rams.NFL.com
JOANNA HUNTER:	Corporate Communications JHunter@Rams.NFL.com

### BROADCAST INFORMATION



#### TELEVISION:

**FOX Ch. 11**  
**Play-By-Play:** Kevin Burkhardt  
**Color Analyst:** John Lynch  
**Sideline Reporter:** Pam Oliver



#### RAMS RADIO:

**ESPN 710 AM, 100.3 The Sound FM**  
**Play-By-Play:** J.B. Long  
**Color Analyst:** Maurice Jones-Drew  
**Sideline Reporter:** D'Marco Farr



#### SPANISH RADIO:

**ESPN Deportes, 1330 AM**  
**Announcers:** Mario Solis & Troy Santiago



#### NATIONAL RADIO:

**Sports USA**  
**Play-By-Play:** Larry Kahn  
**Color Analyst:** Hank Bauer  
**Sideline Reporter:** Troy West



## NOTABLE CONNECTIONS

### Former Rams:

- Patriots Offensive Coordinator and QB coach **Josh McDaniels** was the Offensive Coordinator and Quarterbacks Coach for the Rams in the 2011 season.
- Patriots DE **Chris Long** starred on the Rams DL from 2008-2015, winning the NFL Alumni Lineman of the Year award in 2011.
- Patriots DL coach **Brendan Daly** assumed the same position for the Rams from 2009-2011.
- Patriots WR Danny Amendola played for the Rams from 2009-12 playing in 42 games for the organization.

### Former Patriots:

- Rams OL coach **Paul Boudreau** held the same position with the Patriots from 1997-98.
- Los Angeles asst. OL coach **Andy Dickerson** was an operations assistant with the Patriots from 2004-05.

### Boston Ties:

- Additionally, **Boudreau** attended Boston College and coached at Brown, Mass. Maritime and Northeastern.

### Hometown Connections:

- Los Angeles DB **Lamarcus Joyner**, C/G **Demetrius Rhane**, and Patriots RB **James White** and DL **Jabaal Sheard** are all natives of Ft. Lauderdale, Fla. Joyner and White were teammates at St. Thomas Aquinas High School, where they won a High School National Championship together in 2009.
- Patriots OT **Sebastian Vollmer**, Rams DT **Michael Brockers**, and T **Pace Murphy** all hail from Houston, Texas.

### Professional Connections:

- Between 1993-1995 Rams Assistant Head Coach **Dave McGinnis** was the LB coach in Chicago. During the same tenure, Patriots RB coach **Ivan Fears** held the position of WR coach for the Bears.
- From 2006-2008, Rams defensive quality control coach **Jeff Imamura** was a DL assistant with the Vikings. During that same time, Patriots WR coach **Chad O'Shea** was an offensive assistant and WR coach in Minnesota. In addition, Patriots DL coach **Brendan Daly** was an assistant DL coach for the Vikings during Imamura's tenure. From 2012-2013, Imamura was promoted to Assistant Secondary/Safeties Coach in Minnesota, while Daly was promoted to DL coach.
- Before his tenure with the Rams, assistant OL coach **Andy Dickerson** was a coaches' assistant/defensive quality control coach for the New York Jets in 2007-2008. Patriots TE coach **Brian Daboll** coached the Jets QBs during the same years. The two coaches would later reunite in Cleveland from 2009-2010, where Dickerson was a defensive quality control coach, eventually becoming the assistant OL coach in 2010. Daboll was the Offensive Coordinator for the Browns from 2009-2010.
- While Dickerson spent time with the Jets and the Browns, he worked with Patriots assistant special teams coach **Raymond Ventrone** when Ventrone played safety in New York (2007), and Cleveland (2009-2010)

### College Connections:

- Rams RB **Todd Gurley** and Patriots WR **Mike Mitchell** and C **David Andrews** played on the same Georgia Bulldog offense from 2012-2014.
- In 2011, Rams G **Jamon Brown** and Patriots TE **Greg Scruggs** played on the same Louisville Cardinal team.
- Los Angeles DB **Lamarcus Joyner** and New England G **Tre' Jackson** played at Florida State from 2011-2013.
- Patriots OL **LaAdrian Waddle** and Rams S **Cody Davis** played all four years for the Texas Tech Red Raiders together from 2009-2012. Rams WR **Bradley Marquez** was also a member of that Texas Tech team from 2011-2012.
- Rams RB **Malcolm Brown** and Patriots DT **Malcolm Brown** not only share

the same name, but share the same alma mater in the University of Texas. The two were on the same Longhorn team from 2012-2014.

- Rams WR **Kenny Britt** played two seasons with Patriots DL **Jonathan Freeny** at Rutgers from 2007-2008. Britt played for the Scarlet Knights from 2006-2008, the same time Patriots S **Devin McCourty** played for the Rutgers defense.
- Patriots LB **Dont'a Hightower** and Rams LB/S **Mark Barron** won two BCS National Championships in 2009 and 2011, while starring on the same Alabama Crimson Tide defense.
- Rams DT **Michael Brockers** played at LSU from 2009-2011 with Patriots LB **Barkevious Mingo**. The two helped the Tigers to an SEC Championship in 2011.
- Rams T **Greg Robinson** and Patriots S **Brandon King** played on the same Auburn Tiger team in 2013. Patriots CB **Jonathan Jones** also played with Robinson and King during the 2013 campaign.
- Patriots Special Teams Coordinator **Joe Judge** and Rams S/LB **Mark Barron** overlapped years together with the Alabama Crimson Tide. Judge was a special teams assistant from 2009-2011, while Barron starred at safety. The two won a pair of BCS National Championships in 2009 and 2011.



Rams RB Todd Gurley and Patriots C David Andrews

## TALE OF THE TAPE

Category	2016 Rams (Rk)	2016 Patriots (Rk)
Points Per Game	15.5 (32)	26.6 (6)
Total Offense	295.1 (31)	386.2 (6)
Rush Offense	83.1 (29)	115.8 (7)
Pass Offense	212.0 (29)	270.4 (6)
Time Of Possession Average	29:39	30:14
Opponent Points Per Game	21.5 (13)	17.9 (3)
Total Defense	339.8 (9)	353.2 (14)
Rush Defense	112.3 (20)	99.5 (13)
Pass Defense	227.5 (7)	253.6 (18)
Sacks Made/Yards	22/161	22/135
Interceptions By/Yards	6/15	5/35
Turnover Differential	-4 (22)	+3 (9t)
Punt Return Average	8.6 (18t)	8.6 (18t)
Kickoff Return Average	25.5 (7)	19.1 (27)
Punt Coverage	4.5 (1)	5.5 (4t)
Kickoff Coverage	19.7 (6)	18.8 (4)

## BY THE NUMBERS

3

QB Jared Goff threw for three touchdowns in the first half against New Orleans, becoming the first Rams QB to toss three scores in the first half since 2010. Goff became the third rookie to throw three touchdowns in their first career road start over the past 20 years.

7

Los Angeles has scored on seven-of-11 opening offensive series through Week 12 of the 2016 season.

+16

The Rams have outscored their opponents by 16 points in the first quarter of its 12 games of 2016, the third-best first quarter scoring margin in the NFC and eight best in the NFL.

17

TE Lance Kendricks has scored 17 career touchdowns, the second most by any tight end in franchise history.

51

DT Aaron Donald has recorded 51 combined QB pressures and knock-downs through 11 games, the second-highest total in the NFL. Donald is the only DT in the top-five in the category.





# WEEK 13: LOS ANGELES RAMS AT NEW ENGLAND PATRIOTS



## RAMS PERFORMANCES AGAINST THE PATRIOTS

DE William Hayes.....	2 GP .....	4 tackles .....	3 solo tackles .....	1 TFL.....	7-yard loss
TE Lance Kendricks .....	1 GP .....	4 targets .....	4 receptions .....	32 yards....	8.0 yards/rec.
P Johnny Hekker .....	1 GP .....	4 punts .....	198 yards .....	48.8 yard avg.....	44.8 yard net

## SERIES HISTORY

Record vs. Patriots.....	Patriots, 7-5
Series points.....	Patriots - 268, Rams - 222
Last regular season game.....	Patriots, 45-7 (10/28/2012)
Rams largest winning margin.....	14, Two times
Patriots largest winning margin.....	38, 45-7 (10/28/2012)
Current series streak .....	Patriots, Three games
Rams longest win streak .....	Four games (1989-2001)
Patriots longest win streak .....	Three games (2004-present)
Most points, Rams .....	32, Rams, 32-18 (12/13/1998)
Most points, Patriots.....	45, Patriots, 45-7 (10/28/2012)
Most points, both teams.....	62, Patriots, 40-22 (11/7/2004)
Fewest points, Rams.....	7, Two times
Fewest points, Patriots.....	0, Rams, 14-0 (9/13/1992)
Fewest points, both teams.....	14, Rams, 14-0 (9/13/1992)

## LAST TIME VS. PATRIOTS

The last time the Rams and Patriots faced each other was in a 2012 International Series contest, played at Wembley Stadium in London, England.



WR Brian Quick

New England walked away with a 45-7 victory in the Week 8 contest. Patriots QB Tom Brady threw for 304 yards on 23 completions with four touchdowns.

The Rams scored on their opening drive, capped off by a 50-yard touchdown pass.

## 2016 RAMS LEADERS

<b>Passing</b>	<b>Comp.</b>	<b>Att.</b>	<b>Yards</b>	<b>TDs</b>	<b>INTs</b>	<b>Rtg.</b>
Case Keenum	191	313	2,169	9	11	76.7
Jared Goff	37	63	348	3	1	83.3
<b>Rushing</b>	<b>Att.</b>	<b>Yards</b>	<b>Avg.</b>	<b>Long</b>	<b>TDs</b>	
Todd Gurley	200	641	3.2	24	4	
<b>Receptions</b>	<b>Rec.</b>	<b>Yards</b>	<b>Avg.</b>	<b>Long</b>	<b>TDs</b>	
Kenny Britt	54	788	14.6	47	4	
<b>Receiving Yards</b>	<b>Yards</b>	<b>Rec.</b>	<b>Avg.</b>	<b>Long</b>	<b>TDs</b>	
Kenny Britt	788	54	14.6	47	4	
<b>Tackles</b>	<b>Total</b>	<b>Solo</b>	<b>Asst.</b>			
Alec Ogletree	125	96	29			
<b>Sacks</b>	<b>No.</b>	<b>Yards</b>				
Aaron Donald	6.0	45				
<b>Interceptions</b>	<b>No.</b>	<b>Yards</b>	<b>Avg.</b>	<b>Long</b>	<b>TD</b>	
Mark Barron	2	8	4.0	7	0	
<b>Punting</b>	<b>No.</b>	<b>Yards</b>	<b>Avg.</b>	<b>Net Avg.</b>	<b>In20</b>	<b>Long</b>
Johnny Hekker	64	2,989	46.7	44.9	35	78
<b>Punt Returns</b>	<b>Ret</b>	<b>FC</b>	<b>Yards</b>	<b>Avg.</b>	<b>Long</b>	<b>TDs</b>
Tavon Austin	29	14	260	9.0	47	0
<b>Kickoff Returns</b>	<b>Ret.</b>	<b>Yards</b>	<b>Avg.</b>	<b>Long</b>	<b>TDs</b>	
Benny Cunningham	18	507	28.2	61	0	

## 2016 PATRIOTS LEADERS

<b>Passing</b>	<b>Comp.</b>	<b>Att.</b>	<b>Yards</b>	<b>TDs</b>	<b>INTs</b>	<b>Rtg.</b>
Tom Brady	175	256	2,201	18	1	116.7
<b>Rushing</b>	<b>Att.</b>	<b>Yards</b>	<b>Avg.</b>	<b>Long</b>	<b>TDs</b>	
LeGarrette Blount	212	869	4.1	44	12	
<b>Receptions</b>	<b>Rec.</b>	<b>Yards</b>	<b>Avg.</b>	<b>Long</b>	<b>TDs</b>	
Julian Edelman	64	617	9.6	33	2	
<b>Receiving Yards</b>	<b>Yards</b>	<b>Rec.</b>	<b>Avg.</b>	<b>Long</b>	<b>TDs</b>	
Julian Edelman	617	64	9.6	33	2	
<b>Tackles</b>	<b>Total</b>	<b>Solo</b>	<b>Asst.</b>			
Patrick Chung	65	40	25			
<b>Sacks</b>	<b>No.</b>	<b>Yards</b>				
Trey Flowers	4.0	24				
<b>Interceptions</b>	<b>No.</b>	<b>Yards</b>	<b>Avg.</b>	<b>Long</b>	<b>TD</b>	
Jamie Collins	2	31	15.5	18	0	
<b>Punting</b>	<b>No.</b>	<b>Yards</b>	<b>Avg.</b>	<b>Net Avg.</b>	<b>In20</b>	<b>Long</b>
Ryan Allen	46	2,031	44.2	40.9	15	57
<b>Punt Returns</b>	<b>Ret</b>	<b>FC</b>	<b>Yards</b>	<b>Avg.</b>	<b>Long</b>	<b>TDs</b>
Danny Amendola	14	7	115	8.2	30	0
<b>Kickoff Returns</b>	<b>Ret.</b>	<b>Yards</b>	<b>Avg.</b>	<b>Long</b>	<b>TDs</b>	
Cyrus Jones	7	156	22.3	43	0	

## UPCOMING MILESTONES

- Rams K **Greg Zuerlin** ranks eighth in franchise history in total points scored with 461 points, 64 points shy of passing former RB **Marshall Faulk** as the fifth-leading scorer in Rams' history. Former K **Jeff Wilkins** holds the Rams all-time scoring record with 1,223 points.
- Against the Jets, P **Johnny Hekker** passed **Sean Landeta** for the third most punts in franchise history with 380 career punts, Hekker now has 400 career punts, 33 away from moving into second place, and 58 punts away from the most punts in franchise history (452).
- Rams RB **Todd Gurley** will break into the franchise's top-20 all-time rushers if he amasses over 1,000 yards rushing in his second professional season, Gurley has 641 yards rushing through Week 12.
- Rams WR/PR **Tavon Austin** is currently tied for third place in Rams history with three career punt returns for touchdowns - CB **LeRoy Irvin** and WR **Henry Ellard** hold the franchise record with four career punt return touchdowns. Austin has 130 career punt returns, six short of surpassing Ellard for the second-most in franchise history.
- In Los Angeles' Week 12 contest at New Orleans, Rams TE **Lance Kendricks** scored his 17th-career touchdown, passing **Billy Traux** for sole possession of second place for touchdowns by a TE in franchise history. The Rams' franchise record for touchdowns by a tight end is held by **Damone Johnson** who scored 18 in his time as a Ram.
- Against the Miami Dolphins, Rams WR **Kenny Britt** established a single-season high in receptions with 49 catches, a week later against New Orleans, Britt tallied 52-yards receiving bringing his season total to 788, his best single-season output in his eight year career.





# COACHES CORNER



In January of 2012, Owner/Chairman E. Stanley Kroenke hired Jeff Fisher to be the 22nd full-time head coach in franchise history.

The 2015 season featured a breakout performance from RB Todd Gurley who led all rookies in rushing and finished third among all NFL runners in rushing yards (1,106). His rookie campaign led him to the Pro Bowl and earned Associated Press Offensive Rookie of the Year honors. Gurley's production came behind a young offensive line, including PFWA All-Rookie T Rob Havenstein, which consisted of 31 starts from rookies.

Collectively, the defense tied for 10th in the NFL in takeaways, were sixth in third down defense and 11th in sacks, despite injuries to key starters.

The Rams' 2014 defense boasted one of the league's best units over the second half of the season. In the team's last eight games, the Rams ranked fourth in rushing yards per game (84.4), fifth in points allowed per game (16.8) and tied for fourth in sacks (26). They tied for the sixth most takeaways (15) over that time frame as well. The final stretch included a run of 12-consecutive quarters in which St. Louis did not allow a touchdown, including back-to-back shutouts in wins over Oakland and Washington.

The 2013 season was highlighted by the Rams' first top-10 finish against the run since 2001, which continued a trait that has been consistent of Fisher's teams throughout his coaching career. In 20 full seasons as a head coach, Fisher's teams have finished in the top 10 against the run 13 times.

Fisher joined the Rams after spending 16 full seasons as head coach of the Tennessee Titans, 11 as executive vice president. In his tenure with Tennessee, he guided the Titans to six playoff appearances (1999, 2000, 2002, 2003, 2007, 2008), three division titles (2000, 2002, 2008), two AFC Championship games (1999, 2002) and one Super Bowl appearance (XXXIV). From 1999-2010, only three teams had more playoff berths (Indianapolis, Philadelphia and New England). In the 2000s, Fisher totaled 97 victories, the most successful decade in franchise history.

Fisher's teams have featured a stout rushing defense, as well demonstrated the ability to run the ball effectively. His rush defense ranked in the Top 10 in 12 out of 16 seasons with the Titans, a trend that as previously noted, continued in 2013. Fisher's rushing offense finished in the Top 10 eight times during that same time span. Prior to Fisher's arrival in St. Louis, the Rams finished 31st in the NFL in rushing defense. St. Louis ranked 15th in the category in 2012, and RB Zac Stacy rushed for 973 yards in 12 starts, the third-highest rookie total in franchise history.

One of the Titans' most memorable seasons under Fisher was the 1999 campaign, where he led the team to its first AFC Championship and an appearance in Super Bowl XXXIV. The Titans became only the sixth Wild Card team to earn a trip to the Super Bowl since the NFL added the playoff round in 1978. Fisher guided the Titans to a streak of 13 consecutive wins against AFC Central Division opponents dating back to 1998. It marked the longest streak in the history of the Central Division and the third longest in the NFL since the 1970 merger.

Fisher originally joined the Oilers/Titans' coaching staff in 1994, after spending two seasons as the defensive backs coach for the San Francisco 49ers. He was elevated to head coach in November 1994, replacing Jack Pardee, for the final six games of the season. Fisher was instrumental in guiding the transition following the Oilers' move to Tennessee in 1996.

Prior to San Francisco, Fisher reunited with his college coach John Robinson, serving as the Los Angeles Rams' defensive coordinator.

Fisher began his coaching career as an assistant to Buddy Ryan and the Philadelphia Eagles in 1986, coaching the defensive backs for three seasons before becoming the NFL's youngest defensive coordinator in 1988.


A former defensive back at the University of Southern California, Fisher played for Robinson in a star-studded defensive backfield that included future NFL stars Ronnie Lott, Dennis Smith and Joey Browner. Fisher's career college statistics included five interceptions and 108 tackles. The versatile Fisher also served as the Trojans' backup kicker and earned Pac-10 All-Academic honors in 1980.

Originally a seventh-round draft selection of the Chicago Bears in 1981, Fisher appeared in 49 games as a defensive back and return specialist in five NFL seasons. He earned a Super Bowl ring following Chicago's 1985 Super Bowl season, despite spending the year on injured reserve with an ankle injury that prematurely ended his playing career. During that season, Fisher began his post-playing career by assisting Ryan as an "unofficial" coach as the Bears ultimately defeated the New England Patriots in Super Bowl XX.

He left Chicago in 1985 holding a number of team records including: number of punt return yards for a season with 509 yards in 1981, number of punt returns in a season with 58 in 1984, and number of punt returns in one game with eight on Dec. 16, 1984, at Detroit. He also recorded the longest punt return by a Bear in 39 years with an 88-yard return for a touchdown on Sept. 20, 1981, against Tampa Bay.

A native of Southern California, Fisher was a high school All-America wide receiver at Taft High School in Woodland Hills, Calif. Fisher is an avid fisherman and golfer and he also does considerable work off the field.

He also gives back to the NFL, serving on the NFL Competition Committee from 2000-15. We was a co-chairman of the committee from 2001-10. Although he was out of coaching in 2011, Fisher served as an advisor to the Competition Committee, and he officially rejoined the group in 2012 after he was hired by the Rams. The committee is instrumental in guiding the league through rule changes and ways to improve the game.



Bill Belichick completed his 41st season as an NFL coach in 2015 and coached the Patriots to their seventh straight AFC East title and advanced to the AFC Championship Game for the fifth straight season. Belichick won 12 regular-season games in 2015 for the 10th time in his career and matched Oakland's John Madden (1973-77) by reaching his fifth consecutive conference title game. He tied Don Shula and Tom Landry with his 13th division championship and became the first head coach in NFL history to win seven consecutive division titles.

Bill Belichick enters 2016 tied with Pittsburgh's Chuck Noll for most Super Bowl wins by an NFL head coach. He is one of only five head coaches with four or more titles in NFL history and is also the only head coach in NFL history to win three Super Bowl championships in a four-year span. Belichick leads all active coaches and is currently fourth all-time with 246 total victories as a head coach. Belichick's winning percentage of .667 ranks second in NFL history among coaches with 150 or more wins, trailing only George Halas (.682). He has led the Patriots to a winning record for 15 consecutive seasons (2001-15). The only other NFL coach to have at least 10 consecutive winning seasons with one team since the 1970 merger was Tom Landry with 16 (1970-85). Belichick has also notched 23 postseason wins in his career, most by a head coach in NFL history.

Belichick, who was hired by Patriots Chairman and CEO Robert Kraft on Jan. 27, 2000, heads into his 17th season with the Patriots. In 16 seasons, Belichick has delivered our Super Bowl championships, six conference titles, 13 division crowns and 22 playoff victories, while posting an overall record of 209-78. Entering 2016, the Patriots have won seven consecutive division championships, matching the seven won by the L.A. Rams (1973-79). Belichick directed the Patriots to victories in Super Bowls XXXVI (2001), XXXVIII (2003), XXXIX (2004) and XLIX (2014), and in 2007 he became the only NFL head coach to guide his team to a 16-0 regular season. From 2003 to 2004, Belichick directed the Patriots to a winning streak of 21 consecutive games, including the postseason.

Belichick began his coaching career after graduating from Wesleyan University and accepting a staff assistant position with the Baltimore Colts in 1975. At the age of 23, he was named special assistant to Head Coach Ted Marchibroda. In 1976, Belichick joined Rick Forzano's staff with the Detroit Lions as an assistant special teams coach. The following year, he was given his first positional coaching assignment as the Lions' tight ends and receivers coach. In 1978, Denver Broncos Head Coach Red Miller hired Belichick as the assistant special teams coach and assistant to defensive coordinator Joe Collier.

Belichick then spent 12 seasons with the New York Giants (1979-1990) before becoming head coach of the Cleveland Browns (1991-95). He later joined Bill Parcells for several seasons as assistant head coach/secondary with New England (1996) and assistant head coach/secondary with the N.Y. Jets (1997-99) before returning to Foxborough. Belichick returned to the Patriots as head coach after three seasons with the New York Jets as the team's assistant head coach/secondary coach, holding the responsibility of calling the team's defensive plays. In 1998, the Jets surrendered just 266 points, propelling the team to its first division title. After finishing the regular season with a franchise-best 12-4 overall record, the Jets advanced to the AFC Championship Game. In his first season with the Jets in 1997, his defense surrendered just 287 points, an average of 17.9 points per game, marking a significant 10.5-point per-game improvement from 1996.

Throughout his career, Coach Belichick has been active in a wide array of charitable endeavors in New England, New York, Cleveland and beyond.

Coach Belichick has been involved in the establishment of scholarship programs in New England, Maryland and Ohio. In 2013, the Bill Belichick Foundation was launched, a nonprofit organization created to provide coaching, mentorship and financial assistance to individuals, communities and organizations with a focus on the sports of football and lacrosse. The foundation has seen results of its work all over the globe. The program "Fields of Growth" was awarded a grant in 2014 via the foundation to build a lacrosse field in Uganda, and the group decided to name it in honor of the coach. Belichick has also supported and participated in events to aid Wesleyan University, his alma mater, which established a full, four-year scholarship for incoming students, named the Belichick Scholarship. Additionally, he has presented the Steve Belichick Award in conjunction with the Annapolis Touchdown Club. The award, presented in the name of Coach Belichick's father, a longtime Naval Academy assistant coach, honors an Annapolis resident deeply involved in sports without seeking a spotlight for their achievements.

Upon returning to New England in 2000, Belichick established an annual scholarship recognizing an outstanding student athlete at Annapolis High School.

Coach Belichick has received prestigious awards from two alma maters: Wesleyan University and Phillips Academy in Andover, Mass. At Wesleyan's commencement in 2002, Coach Belichick received the prestigious Baldwin Medal, awarded annually by the Wesleyan University Alumni Association. It recognizes outstanding contributions to public interest and to Wesleyan. In 2005, he received a Doctor of Humane Letters degree from Wesleyan. He was inducted into the Wesleyan University Athletic Hall of Fame in 2008. He is proud to remain close to his Phillips Academy roots, where he was bestowed the Distinguished Alumni Award in 1987 and the Distinguished Service Award in 2008.

Bill Belichick was born April 16, 1952, in Nashville, Tenn., and raised in Annapolis, Md. His father, Steve, played fullback for the Detroit Lions in 1941 and coached for 33 years at the Naval Academy. Bill was a standout prep athlete at Annapolis High, where he has since been inducted into the school's Hall of Fame. He attended Phillips Academy in Andover, Mass., before enrolling at Wesleyan, where he earned his bachelor's degree in economics in 1975.



## PROJECTED STARTERS

### OFFENSE

**WR Kenny Britt** – Leads the team in receiving yards (788) and receptions (54), which are both single-season bests. Averages 71.6 yards per game and 14.6 yards per reception. His 788 yards are the seventh-most by NFC pass catchers.

**LT Greg Robinson** – Second overall pick in 2014 NFL Draft started 38 consecutive games, before sitting out the Rams Week 12 contest at New Orleans.

**LG Rodger Saffold** – Seventh-year pro has played in 79 career games with 76 starts, including all 11 during the 2016 campaign. Has started at four different positions in 79 career starts - 37 at LT, 22 at LG, 13 at RG, and four at RT.

**C Tim Barnes** – Started 31 games, including 27-consecutive dating back to the start of the 2015 campaign. Originally joined Rams practice squad in 2011 before securing a roster spot. Won the starting center spot during the 2015 training camp, a spot he has maintained through Week 12 of the 2016 season.

**RG Cody Wichmann** – Started 10-of-11 games at RG during the 2016 campaign after starting the final seven games of the 2015 season at RG. Selected in the sixth round of the 2015 NFL Draft (215th Overall) by the Rams. Was active but did not play Week 6 vs. Detroit with an injury.

**RT Rob Havenstein** – A second-round selection (No. 57 overall) by the Rams in the 2015 NFL Draft. Battled back from an injury during the 2016 offseason. Started each of the 11 Rams' 2016 games, and all 22 career games played.

**TE Lance Kendricks** – A sixth-year pro, played in 88 games with 74 career starts. Ranks third on the team in receptions (41) and third in receiving yards (420). Ranks second in franchise history for touchdowns by a tight end with 17, one short of matching the franchise record.

**WR Brian Quick** – Hauled in 30 catches for 445 yards, the second-highest receiving total on the team. Posted three touchdowns. Averages 14.8 yards per reception, the ninth-best average in the NFC through Week 12.

**WR Tavon Austin** – Ranks second on the team in receptions (44), and fourth in receiving yards (401). As a returner, has fielded 29 punts for 260 yards, including a 47-yarder against Arizona to set-up the game-winning touchdown. Found the end zone for the first time of the 2016 campaign by way of a 43-yard pass in the Rams Week 3 win at Tampa Bay. Was on the receiving end of QB Jared Goff's first-career touchdown.

**QB Jared Goff** – Completed 37-of-63 passing attempts for 348 yards with three touchdowns and one interception through his first two games as a pro. Threw for three touchdowns in the first half of the Rams Week 12 contest at New Orleans. Drafted No. 1 overall by the Rams after starting all 37 games possible during three seasons at Cal. First quarterback in school history to start first game as a true freshman.

**RB Todd Gurley** – Carried the ball 200 times for 641 yards with four touchdowns. Caught 30 passes for 241 yards through 11 games of the 2016 campaign. Hauled in a season-long 31-yard reception against the Saints in Week 12.

#### KEY CONTRIBUTORS

**RB Benny Cunningham** – Returned 18 kicks for 507 yards, his 26.5 yards per return ranks third in the NFL through Week 12. In the Rams Week 12 contest at New Orleans, recorded a season-best 61 yard return. On the season, has 20 rushes for 102 yards (5.1 yards/rush) and 16 receptions for 91 yards.

**TE Cory Harkey** – Bruising tight end/fullback serves as lead blocker in the run game. Played in all 11 contests during the 2016 campaign, earning the start against San Francisco in the season opener.

### DEFENSE

**LDE William Hayes** – Corralled Seahawks QB Russell Wilson for his first sack of the season in a Week 2 match-up. Inactive for Week 4 and 5 contests. Recorded 41 total tackles and two sacks on the season. The nine-year vet has started 41-of-119 games played.

**LDT Aaron Donald** – A third-year professional started 39-of-43 games played, including 11 during the 2016 season. Leads the team sacks (6.0), QB hits (19) and QB pressures (37). The two-time Pro Bowler has two games with multiple sacks on the season, five in his career. Voted a team captain by his peers. The Pittsburgh product leads all NFL DT in sacks during the 2016 and ranks close to the top edge rushers in the NFL in sacks.

**RDT Michael Brockers** – Started the first four 2016 contests before being inactive for the team's Week 5 contest against Buffalo. Started 69-of-70 career games played. Recorded 37 total tackles, five quarterback pressures and two quarterback hits in 2016.

**RDE Robert Quinn** – Recorded Los Angeles' first sack of the 2016 season. The former first-round draft pick entered his sixth season after undergoing offseason surgery. Named to the Pro Bowl twice (2014, 2015). Registered a strip-sack in two consecutive games (vs. Sea, at TB), leads the league in forced fumbles since the start of the 2012 season with 18.

**MLB Alec Ogletree** – Transitioned to MLB for his fourth NFL season after spending the first three at WLB. Voted a team captain by his teammates. Leads Los Angeles in tackles with 125, including 96 solo stops. Posted nine PDs, one forced fumble, one interception and one fumble recovery through 11 games. Snared his first interception of the season with a game-clinching pick at NYJ (10/13).

**WS Mark Barron** – Fifth-year pro out of Alabama started 61-of-72 career games played. Ranks second on the Rams with 110 total tackles through 11 games in 2016. Registered his first INT of the season against the Bucs, followed by intercepting Cardinals QB Carson Palmer a week later. Set a career-high 19 tackles in win over Browns during the 2015 season. Transitioned from pure safety to safety-LB hybrid.

**LCB Trumaine Johnson** – Fifth-year pro started 42-of-64 career games played, including the first five of 2016, before suffering an ankle injury. Returned to the starting line up for the team's Week 9 contest against Carolina. Totaled 37 tackles through Week 12 and intercepted AZ QB Carson Palmer for his first INT of the season. Led the team and finished tied for third in the NFL with seven interceptions during the 2015 season.

**MCB Lamarcus Joyner** – Appeared in all 11 contests for the Rams during the 2016 season including six starts. Leads Los Angeles CBs with 55 tackles, which ranks fourth on the team. Added eight PDs through Week 11. Recorded his first sack of the season, fourth of his career against the Dolphins in the teams' Week 11 contest.

**RCB E.J. Gaines** – Got his first action of the 2016 season in the team's Week 4 win at Arizona. Started his first game of the season vs. Buffalo in a Week 6 home game. Posted 45 tackles, and seven PDs through Week 12 of the 2016 slate.

**SS T.J. McDonald** – Fourth-year pro out of USC started all 11 2016 contests. Recorded first INT of the season at Arizona, the third of his career. Tallied 61 total tackles and eight PDs through Week 12. Recorded his fifth career sack and first of 2016 at Tampa Bay.

**FS Maurice Alexander** – Started all 11 2016 contests at free safety. Tied for fourth on the team in QB pressures (12) and recorded 49 total tackles. Started 16-of-34 career games played.

#### KEY CONTRIBUTORS

**DE Eugene Sims** – Seventh-year pro has appeared in all 11 2016 contests with three starts. Posted 36 total tackles and 1.5 sacks. Started nine games in 2015 and finished with 45 tackles, tying a career-high.

**DT Dominique Easley** – Third-year pro out of Florida is in his first season with the Rams. In Los Angeles' Week 11 game against the Miami Dolphins recorded his first-career multiple-sack contest. Added 37 tackles and 2.5 sacks on the season, in addition to forcing two fumbles.



# RAMS ASSISTANT COACHING STAFF NOTES

## 'COACH EM UP



Offensive Coordinator Rob Boras

Rob Boras is in his first full season as the Rams' offensive coordinator, and fifth season with the club, after assuming the role last season in Week 14.

Los Angeles has scored on its opening drive in seven of its 11 games this season. In his first professional road start, QB Jared Goff became the first rookie QB in 20 years to throw three touchdown passes with Boras calling the plays.

As the interim offensive coordinator for the final four games of the 2015 season, Keenum led the offense under Boras and the team went on its only three-game win-streak before falling to the 49ers in the season finale in OT.

Boras originally joined the Rams in 2012 as the team's tight ends coach and held that position for three seasons.

## GETTIN' AFTER IT

Defensive Coordinator Gregg Williams has led the Rams defense since the start of the 2014 season.

Williams' defenses are predicated on getting after the passer, forcing turnovers and creating negative plays.

Since the start of the 2015 season, the Rams defense has tallied 211 negative plays, which is the most in the NFL during that time frame.

The 2016 Rams defense ranks sixth in opponent's passing yards per play (6.25), seventh in passing yards per game (227.5), ninth in total defense (339.8), and eighth in yards per play (5.26).

Additionally, the Los Angeles defense is holding opponents to just 21.5 points per game through Week 12 of the 2016 NFL season.



Defensive Coordinator Gregg Williams

## SPECIAL EFFORTS



Special Teams Coordinator John Fassel

Since taking control of the Rams' special teams units in 2012, they have flourished under special teams coordinator John Fassel.

P Johnny Hekker leads the league in net average, net yards, and opponent return average since 2012.

Hekker became the first punter in the NFL to record a 75-plus yard punt in back-to-back weeks since 1984, including a career-best 78-yard boot against the Jets in the teams' Week 10 contest.

The punt return team has scored four touchdowns since 2012, tied for the third-most in the NFL during that time frame.

On the coverage side, the Rams punt team ranks first in the NFL during the 2016 season in opponents' punt return average, allowing only 4.5 yards per punt return.

## HELPING HANDS

Rams Head Coach Jeff Fisher added three new offensive coaches to his staff for the 2016 campaign:



Mike Groh, Wide Receivers / Passing Game Coordinator

Mike Groh joined the Rams as the team's passing game coordinator/wide receivers coach after spending the previous three seasons coaching receivers for the Chicago Bears (2013-15). He is the son of Al Groh, a former head coach of the New York Jets and a longtime NFL assistant.

Skip Peete is also in his first season with Los Angeles following a stint with Chicago. He will coach running backs. Peete, a veteran of 18 seasons as an NFL assistant, inherits a group led by Todd Gurley, who earned Pro Bowl honors as a rookie.



Skip Peete, Running Backs Coach

John Lilly was hired to coach tight ends after Rob Boras was promoted to offensive coordinator. This season marks his first as an NFL coach. Before joining the Rams, Lilly coached tight ends at the University of Georgia from 2008-2015. During his eight seasons at UGA, the Bulldogs won 74 games, including five bowl victories and two SEC East titles.



John Lilly, Tight Ends Coach

## 2016 COACHING STAFF

Head Coach.....	Jeff Fisher
Assistant Head Coach.....	Dave McGinnis
Offensive Coordinator.....	Rob Boras
Special Teams Coordinator.....	John Fassel
Defensive Coordinator.....	Gregg Williams
Assistant Strength.....	J. Aggabao
Offensive Line.....	Paul Boudreau
Linebackers.....	Frank Bush
Senior Defensive Assistant.....	Chuck Cecil
Assistant Offensive Line.....	Andy Dickerson
Defensive Backs.....	Brandon Fisher
Strength & Conditioning.....	Rock Gullickson
Wide Receivers/Passing Game Coordinator.....	Mike Groh
Quality Control/Defense.....	Jeff Imamura
Tight Ends.....	John Lilly
Running Backs.....	Skip Peete
Assistant Defensive Line.....	Clyde Simmons
Defense.....	Mike Singletary
Assistant Wide Receivers.....	Kenan Smith
Quality Control/Offense.....	Barrett Trotter
Defensive Line.....	Mike Waufle
Quarterbacks.....	Chris Weinke
Defensive Backs.....	Dennard Wilson



## RAMS TEAM NOTES

### SACKING IT TO THE MAN

Since 2012, when Head Coach Jeff Fisher joined the Rams organization, his team has recorded 208 sacks, the third-most in the NFL during that time frame, trailing only the Denver Broncos and Carolina Panthers.

The Rams sack effort in that timespan has been led by DE Robert Quinn, who has totalled 49 sacks, tied for the fifth-highest individual total in the NFL since 2012.

In his three seasons, DT Aaron Donald has sacked opposing quarterbacks 26.0 times, the highest output by any interior defensive lineman since Donald entered the league.



*DE Robert Quinn and DT Aaron Donald*

#### 2012-Present Team Sacks

	<b>Total</b>
1. Denver Broncos	221.0
2. Carolina Panthers	215.0
<b>3. Los Angeles Rams</b>	<b>208.0</b>
4. Green Bay Packers	203.0
5. Buffalo Bills	201.0

### ALOHA RAMS



*Rams 2016 Pro Bowlers*

Three Rams were voted to the 2016 Pro Bowl in P Johnny Hekker, RB Todd Gurley and DT Aaron Donald. It was Donald's second consecutive trip to the all-star game, and Hekker's second trip in three years, while Gurley made his first appearance following his rookie campaign.

Los Angeles has four Pro Bowlers that have combined for seven Pro Bowl appearances. DE Robert Quinn played in the 2014 and 2015 Pro Bowls.

<b>Player</b>	<b>Current Rams Pro Bowl Appearances</b>	<b>Year</b>
DT Aaron Donald	2	2015, 2016
RB Todd Gurley	1	2016
P Johnny Hekker	2	2014, 2016
DE Robert Quinn	2	2014, 2015

### HOMEGROWN

The Rams only have eight players that have played a game for another NFL team, including: S/LB Mark Barron, WR Kenny Britt, DB Marqui Christian, DT Dominique Easley, DB Steve Williams, DE William Hayes, QB Case Keenum, and DT Cam Thomas.


Of those seven, Britt and Hayes played for Head Coach Jeff Fisher with the Tennessee Titans.

Britt was a member of the Titans from 2009-13, while Hayes played for Tennessee from 2008-11



*WR Kenny Britt and Head Coach Jeff Fisher as members of the Titans*

### HOME IS WHERE THE HEART IS



The Los Angeles Rams once again call the Los Angeles Memorial Coliseum home, the original home of the Los Angeles Rams from 1946-1979 and once again from 2016 through the 2018 campaign.

Los Angeles has a regular-season record of 143-78-8 in games played at the Coliseum. Los Angeles also hosted 10 playoff contests at the Coliseum, posting a record of 5-5 in postseason action.

Los Angeles went 7-0 at home twice in its first 34 seasons in the Coliseum, during the 1973 and 1977 seasons.

The Rams' historic return to Los Angeles was highlighted by a home opening win over the Seattle Seahawks. The 91,046 in attendance aided Los Angeles in limiting the Seahawks to just three points as the Rams won the contest 9-3.

### A FORCE TO BE RECKONED WITH



*DE Robert Quinn*

The Rams defense has made a habit out of swarming the ball on defense and forcing turnovers. Since 2012, Los Angeles has forced 71 fumbles, tied for the fourth-most in the league during that time frame, and the second-most by an NFC Team.

DE Robert Quinn leads the NFL in forced fumbles since 2012, with 18.

#### 2012-Present Team Forced Fumbles

	<b>Total</b>
1. New England Patriots	83
2. Carolina Panthers	75
3. Denver Broncos	73
<b>4t. Los Angeles Rams</b>	<b>71</b>
4t. Seattle Seahawks	71

### AYE, AYE CAPTAIN



*Rams 2016 Team Captains*

The Rams players voted P Johnny Hekker, QB Case Keenum, RB Todd Gurley, DT Aaron Donald and LB Alec Ogletree as their five team captains entering the 2016 campaign.

Of the five season-long captains, Hekker is the only one who has previously served as a captain for the Rams.



# RAMS TEAM NOTES

## 2016 HONOR ROLL



P Johnny Hekker at NYJ, Week 10, 2016

Los Angeles P Johnny Hekker received NFC Special Teams Player of the Week honors after booting a career-long 78 yard punt at the New York Jets in Week 10. Hekker finished the contest with a 50.3 net average and four punts downed inside the Jets' 20-yard line. It was the former Beavers second time receiving the honor.

DT Aaron Donald was named the NFC Defensive Player of the Week following the Rams Week 4 win over Arizona, marking the third time in Donald's career he has been recognized as the NFC Defensive Player of the Week (Week 1 and Week 14 in 2015).

On the Rams 53-man roster, six players have combined for 14 NFC Defensive or Special Teams Player of the Week accolades.

Player	Award	Week (Season)
Tavon Austin	NFC ST POW	Week 10 (2013)
Tavon Austin	NFC ST POW	Week 14 (2014)
Tavon Austin	NFC ST POW	Week 1 (2015)
Benny Cunningham	NFC ST POW	Week 15 (2015)
Aaron Donald	NFC Def POW	Week 1 (2015)
Aaron Donald	NFC Def POW	Week 14 (2015)
<b>Aaron Donald</b>	<b>NFC Def POW</b>	<b>Week 4 (2016)</b>
Johnny Hekker	NFC ST POW	Week 5 (2012)
<b>Johnny Hekker</b>	<b>NFC ST POW</b>	<b>Week 10 (2016)</b>
Robert Quinn	NFC ST POW	Week 8 (2011)
Robert Quinn	NFC Def POW	Week 1 (2013)
Greg Zuerlein	NFC ST POW	Week 4 (2012)
Greg Zuerlein	NFC ST POW	Week 13 (2012)

## FIRST CLASS



Head Coach Jeff Fisher, QB Jared Goff, General Manager Les Snead

The Los Angeles Rams entered the 2016 NFL Draft with the No. 1 overall pick, having acquired it in a historical trade with the Tennessee Titans. With that pick, the Rams selected QB Jared Goff -- the 22nd quarterback taken with the first overall pick during the common draft era (since 1967).

With the debut of QB Jared Goff earning his first start in the team's Week 11 contest against the Miami Dolphins, all seven draft selections from the 2016 draft will have played, with three rookies earning a start in the first 10 games of the season.

The Rams used five of their remaining six selections to bolster the offensive side of the ball, including a pair of fourth rounders in TE Tyler Higbee (No. 110 overall), and WR Pharoh Cooper (No. 117 overall). Los Angeles then had three selections in the sixth round, which it used on TE Temarrick Hemingway (No. 177 overall), LB Josh Forrest (No. 190 overall) and WR Mike Thomas (No. 206 overall).

Pos.	Player	School	Selection (overall)
QB	Jared Goff	California	Rd. 1 (1)
TE	Tyler Higbee	Western Kentucky	Rd. 4 (110)
WR	Pharoh Cooper	South Carolina	Rd. 4 (117)
TE	Temarrick Hemingway	South Carolina St.	Rd. 6 (177)
LB	Josh Forrest	Kentucky	Rd. 6 (190)
WR	Mike Thomas	Southern Miss.	Rd. 6 (206)

## YOUNG GUNS



WR Pharoh Cooper and QB Jared Goff

As of Sept. 1, the 2016 Rams are the youngest team in the NFL with an average age of 25.60 years old. The Browns are the league's second-youngest team with an average age of 25.62.

WR Pharoh Cooper is the youngest player on the Rams 53-man roster at 21.5 years old, which is the 23rd youngest player in the National Football League this season.

Cooper is joined by fellow QB Jared Goff as the youngest players on the Rams active roster. Goff celebrated his 22nd birthday on Oct. 14.

## IN GOOD COMPANY

RB Todd Gurley is the fourth player in Rams history to win Offensive Rookie of the Year honors, joining QB Sam Bradford (2010), RB Jerome Bettis (1993) and RB Eric Dickerson (1983).

In Week 15 against Tampa Bay, Gurley joined Hall of Famers Bettis and Dickerson as the only players in Rams history to rush for 1,000 yards as rookies.


With 10 touchdowns, Gurley passed Bettis' rookie number in that category, although he fell well short of Dickerson's NFL rookie record of 18. However, Gurley, who missed the first two games of the season while recovering from a college knee injury, nearly matched Bettis' rookie yards per carry average and finished ahead of Dickerson's.

Dickerson and Bettis each went on to rush for more than 1,000 yards in their second seasons as pros.


As a second-year pro, Dickerson set the NFL single-season rushing record as he recorded 2,105 yards, a record that has stood since the 1984 season.

Here's a look at how Gurley's overall numbers compare to Bettis and Dickerson.

Best Rookie Seasons By a Running Back in Rams history					
Year	Player	Att.	Yards	TDs	Yards/Att.
2015	Todd Gurley	229	1,106	10	4.8
1993	Jerome Bettis	294	1,429	7	4.9
1983	Eric Dickerson	390	1,808	18	4.6



RB Jerome Bettis



RB Eric Dickerson

## LONGEST TENURED RAMS



DE Eugene Sims

There are six current Rams who have played at least 75 games for the franchise, led by DE Eugene Sims, who has played in 94 career games for the Rams.

LS Jake McQuaide (91), TE Lance Kendricks (88), DE Robert Quinn (80), OL Rodger Saffold (79), and P Johnny Hekker (75) join Sims for most games played as a Ram on the active roster.

Pos.	Player	Games Played for the Rams
DE	Eugene Sims	94
LS	Jake McQuaide	91
TE	Lance Kendricks	88
DE	Robert Quinn	80
OL	Rodger Saffold	79
P	Johnny Hekker	75
K	Greg Zuerlein	73
C	Tim Barnes	72





## RAMS OFFENSIVE NOTES

### BIG CATCH BRITT



WR Kenny Britt

Through Week 12, WR Kenny Britt averages 14.6 yards per reception, which is the 11th-best average in the NFC and the 23rd-best average in the league. His 788 yards are the seventh-most by NFC pass catchers.

Britt leads the Rams through the first 11 contests of the 2016 campaign in receiving yards (788) and receptions (54). Both of his season totals are the most in a single season in his eight seasons as a professional.

Britt led the Rams with 681 receiving yards in 2015. His average of 18.2 yards per catch ranked second in the NFL.

Since joining the Rams in 2014, Kenny Britt has proved to be one of the most explosive receivers in the league. Britt ranks ninth in the NFL in yards per catch.

2014- Present Yards Per Reception	Avg.
1t. DeSean Jackson, WAS	18.4
2t. Martavis Bryant, PIT	17.3
2t. Malcom Floyd, SD	17.3
4t. Tyrell Williams, SD	16.6
4t. Torrey Smith, BAL, SF	16.6
6. Michael Floyd, AZ	16.5
7t. Sammy Watkins, BUF	16.2
7t. T.Y. Hilton, IND	16.2
<b>9. Kenny Britt, LA</b>	<b>16.1</b>

### LINING THEM UP

The Rams used four of their first seven selections in the 2015 draft on offensive linemen, and their young linemen gained invaluable experience while setting the groundwork for the future.

Los Angeles used the same starting five offensive linemen through the first five contests of the 2016 season, before RG Jamon Brown received the start after Cody Wichmann suffered an injury. Three linemen have started all 11 games for the Rams including, Rodger Saffold (LG/LT), Tim Barnes (C), and Rob Havenstein (RT), while Wichmann has started 10 games at RG.



T Rob Havenstein


Havenstein, a massive 6-8 tackle from Wisconsin, was the team's second round (57th overall) pick in 2015, and he started 13 games on the right side as a rookie. Havenstein was not whistled for a penalty and according to coaches, he did not allow a sack a season ago.

2015 Third-round pick Jamon Brown started nine games at guard before suffering a season-ending injury against the Bears during the 2015 season. A Sixth-round pick a season ago, Cody Wichmann stepped in for Brown and started the final seven games.

Wichmann and Brown competed for the starting right guard position during the team's 2016 preseason slate.

T Andrew Donnal and C/G Demetrius Rhaney have also contributed on special teams and in a reserve role.

### GOFF TO A GOOD START



QB Jared Goff

Rams QB Jared Goff threw three touchdowns in the first half of his second-career start in a Week 12 match-up with the New Orleans Saints, marking the first time a Rams passer has tossed three touchdowns in the first half since 2010.

Goff became the third rookie to throw three touchdowns in their first career road start over the past 20 years.

The Cal product's first professional touchdown came on the Rams' opening drive of their Week 12 game at New Orleans on a 24-yard pass to WR Tavon Austin. The score marked the seventh time in the team's first 11 games that it scored on its first possession.

#### Jared Goff Touchdown Passes

Play	Date/Opponent
24-yard pass to WR Tavon Austin	11/27/16/NO
Six-yard pass to WR Kenny Britt	11/27/16/NO
15-yard pass to TE Lance Kendricks	11/27/16/NO

### TAVON AWESOME

Rams jack-of-all-trades weapon Tavon Austin is continuing to contribute in multiple ways after enjoying a breakout year a season ago.

Austin has accounted for 657 total yards during the 2016 season, including 401 yards receiving, 260 punt return yards, 91 yards rushing and five yards in kickoff return. The West Virginia product has added three touchdowns this season.

A season ago, Austin tied RB Todd Gurley for the most touchdowns among Rams with 10, which gave the Rams two players in double digits in the category for the first time since 2006 (S. Jackson & T. Holt).

During the 2015 campaign, Austin led the Rams with 52 receptions and was third with 473 receiving yards. He also carried the ball 52 times for 434 yards and scored four of his 10 touchdowns via runs.

Austin had 10 total touchdowns in 2015, tied for third most among NFC receivers. He found the end zone three different ways: five receiving touchdowns, four rushing and one on a punt return.

Austin's 75-yard punt return in Week 1 of 2015 was just the third longest of his career. He's the only player in NFL history with a punt return of 75 or more yards in each of his first three seasons. Austin needs just one more punt return for touchdown to tie the Rams' all-time record.

Now in his fourth NFL season, Austin has 21 career touchdowns: 11 receiving, seven rushing and three punt returns. That total is the third most among wide receivers in the 2013 draft class.

Most Career Touchdowns by WRs, 2013 Draft	TDs
<b>1t. Tavon Austin, LA</b>	<b>22</b>
1t. DeAndre Hopkins, HOU	22
3. Terrance Williams, DAL	18
4t. Keenan Allen, SD	16
4t. Cordarrelle Patterson, MIN	16



WR Tavon Austin




## RAMS OFFENSIVE NOTES

### SIR LANCE (SCORES) A LOT

Lance Kendricks ranks third on the team in receptions (41) and receiving yards (420) through the first 10 games of the 2016 season.

Against the Carolina Panthers, in the Rams Week 9 contest, Kendricks recorded 90 yards on seven catches. The 90 yards receiving was Kendricks' second-highest output in his NFL career, while the seven catches are tied for the most catches in a game in his six years in the league, a feat he achieved in back-to-back games.

The former Badger found the endzone for the first time of the 2016 campaign in the team's Week 6 game at Detroit.



TE Lance Kendricks

With his next touchdown catch, Kendricks moves closer to Rams history.

Against the Saints in Week 12, Kendricks scored his 17th career touchdown, and he's now in sole possession for second in franchise history among tight ends in the category. Kendricks tied Billy Traux (16, 1964-70) in Week 6 and is now just one score behind the franchise leader, Damone Johnson (18, 1986-92).

Throughout his first five seasons with the Rams, Kendricks has been a reliable target. He has totalled 2,053 yards on 195 catches, averaging 10.5 yards per reception.

Rams All-Time Leaders, TDs by a TE	TDs
1. Damone Johnson, 1986-92	18
2. Lance Kendricks, 2011-present	17
3. Billy Traux, 1964-70	16
4. Bob Klein, 1969-76	15
5. Troy Drayton, 1993-96	14

### DO IT ALL AUSTIN

Rams WR/PR Tavon is one-of-five players in franchise history to have 400+ rushing, receiving, KR and PR yards in the franchise's top-40 all-purpose yards.

The West Virginia product is the highest ranked WR, and just one of four non-RBs in the top-40.

In his career, Austin has totalled 1,534 yards receiving, 1,199 yards in punt returns, 900 yards rushing, and 438 yards on kickoff returns.



WR Tavon Austin

#### Rams non-RB all-time leaders in all-purpose yards

Player	Rush	Rec.	KR	PR	Total
Jon Arnett	2,892	1,911	2,590	683	8,076
Cullen Bryant	3,119	1,148	1,760	707	6,734
<b>Tavon Austin</b>	<b>900</b>	<b>1,534</b>	<b>438</b>	<b>1,199</b>	<b>4,071</b>
Verda Smith	664	1,025	1,453	814	3,956
Fred Gehrke	1,150	503	852	508	3,013



WR/PR Tavon Austin's 47-yard punt return against Arizona in Week 4

### SCORING IN MULTIPLES

Los Angeles WR Brian Quick has three receiving touchdowns on the season.



WR Brian Quick scoring the Rams' 1st TD of 2016

On the season, Quick ranks second on the team in receiving yards (445) and tied for fourth in receptions (30). WR Kenny Britt and RB Todd Gurley are tied with a team-best four total touchdowns, while Quick has added 3 touchdowns through 11 games of the 2016 season.

Quick scored the Rams first touchdown of the season in the team's Week 3 contest at Tampa Bay before posting his second-career multiple touchdown game at Arizona in a Week 4 NFC West contest.

WRs Tavon Austin and Kenny Britt lead all Ram pass catchers with three multiple receiving touchdown contests. Britt recorded his first multiple touchdown contest as a member of the Rams against Detroit in the teams' Week 6 contest.

#### Rams WRs career multiple receiving touchdown games

Player	Date	Opp.	TDs	Outcome
Tavon Austin	9/15/13	@ Atl.	2	Loss
Tavon Austin	11/10/13	@ Ind.	2	Win
Tavon Austin	10/4/15	@ Ari.	2	Win
Kenny Britt	10/16/16	@ Det.	2	Loss
Kenny Britt (Tenn.)	10/24/10	vs. Phi.	3	Win
Kenny Britt (Tenn.)	9/11/11	@ Jac.	2	Loss
Brian Quick	10/5/14	@ Phi.	2	Loss
Brian Quick	10/2/16	@ Ari.	2	Win

### THE EARLY BIRD GETS THE SCORE

The Los Angeles Rams offensive unit has scored on its first possession in seven of its first 11 games.



WR Brian Quick scoring the Rams' 1st TD of 2016

The Rams have outscored their opponents 57-41 in the first quarter through Week 12 of the 2016 season.

The Rams have a +16 score differential following the first quarter of their first 10 contests, the eighth-best output in the NFL and 3rd-best in the NFC.

#### NFC Leaders in first quarter points differential

NFC Team	1Q Point Differential
1. Dallas Cowboys	+33
2. Atlanta Falcons	+22
<b>3. Los Angeles Rams</b>	<b>+16</b>
4. Washington Redskins	+15

Los Angeles' first touchdown of the season came by way of a touchdown from WR Brian Quick to cap off the Rams opening drive against the Tampa Bay Buccaneers. Three of the Rams four wins have come when the team scores on its opening possession

#### Rams 2016 Opening Drive Scores

Week	Opponent	Scoring Play
Week 2	Seattle	39 yard FG
Week 3	at Tampa Bay	44 yard TD pass
Week 5	Buffalo	37 yard FG
Week 6	at Detroit	20 yard TD pass
Week 7	NY Giants	10 yard TD pass
Week 10	at NY Jets	20 yard FG
Week 12	at New Orleans	24 yard TD pass



# RAMS OFFENSIVE NOTES

## EXPLOSIVES



WR Brian Quick

An explosive play is classified as a passing play of more than 20 yards or a rushing play greater than 10 yards.

During the 2016 season, the Rams are tied for 12th in the league with 36 explosive passes.

The Los Angeles air attack has recorded five passing touchdowns of at least 20 yards.


The 36 explosive passes average 30.7 yards, which ranks 17th of the 32 NFL teams.

### 2016 20+ Yard Passing Plays Sorted By Average

Player	20+ yard passing plays	Explosive Avg.
1. Miami Dolphins	33	34.5
2. New York Giants	32	34.1
3. Denver Broncos	29	33.6
4. New England Patriots	40	33.4
5. San Diego Chargers	39	33.3
6. Baltimore Ravens	28	33.3
7. Atlanta Falcons	49	33.2
8. Buffalo Bills	25	33.2
9. Oakland Raiders	40	32.3
10. San Francisco 49ers	26	32.1
11. Washington Redskins	48	31.9
12. Dallas Cowboys	29	31.8
13. Seattle Seahawks	35	31.5
14. Carolina Panthers	34	31.3
15. Detroit Lions	36	31.2
16. New Orleans Saints	40	30.9
17. Los Angeles Rams	36	30.7

## GAINING QUICK YARDS

Whenever WR Brian Quick is on the field, he is a threat to make a big play. Quick ranks sixth in the NFC in reception average, hauling in 30 receptions for 445 yards, averaging 14.8 yards per reception.



WR Brian Quick

Quick's 14.8 yards per reception is the 20th-best average in the NFL through week 12.

### 2016 NFC Yards Per Reception

Player	Rec.	Yards	Yards/Rec.
1. Julio Jones, ATL	65	1,140	17.5
2. Marvin Jones, DET	42	730	17.4
3. Vance McDonald, SF	22	382	17.4
4. Victor Cruz, NYG	27	462	17.1
5. Dez Bryant, DAL	33	550	16.7
6. Alshon Jeffery, CHI	40	630	15.8
7. DeSean Jackson, WAS	38	585	15.4
8. Kelvin Benjamin, CAR	48	736	15.3
9. Brian Quick, LA	30	445	14.8

## BIG GAME GURLEY



RB Todd Gurley

Rams RB Todd Gurley surpassed the 125-yard rushing mark five times in his NFL career. The Rams are 4-1 when Gurley posts more than 125 yards rushing.

There were only six RBs that rushed for over 125 yards in multiple games since the start of the 2015 season.

Gurley and Minnesota RB Adrian Peterson are tied for most 125+ yard rushing games during the 2015 campaign, each surpassing the mark five times.

### RBs with multiple 125+ yard rushing games from 2015-Present

Player	Games
1t. Todd Gurley, LA	5
1t. Adrian Peterson, MIN	5
3. DeAngelo Williams, PIT	4
4t. Darren McFadden, DAL	2
4t. Thomas Rawls, SEA	2
4t. Chris Ivory, NYJ	2



QB Jared Goff



WR Kenny Britt



## RAMS DEFENSIVE NOTES

### RAM TOUGH

It's safe to say Aaron Donald turned in one of the best seasons ever by a Rams interior defensive lineman during the 2015 campaign.

Donald has recorded 6.0 sacks through the first 11 games of the 2016 season, including two games with at least 1.5 sacks, bringing his career multiple sack game total to five.

Last year, Donald became just the third Rams defensive tackle to reach double digits in sacks since the NFL began recognizing the stat in 1982. He completed the season one sack shy of surpassing D'Marco Farr for the most in franchise history by a DT.

Donald finished his 2015 season tied for the NFL lead in sacks among 4-3 defensive tackles, and over the last two years, no other defensive tackle has more sacks than the Rams' two-time Pro Bowler.



DT Aaron Donald

#### Most Sacks by a Rams DT, Single Season

Player	Sacks
1. D'Marco Farr, 1995	11.5
<b>2. Aaron Donald, 2015</b>	<b>11.0</b>
3. Sean Gilbert, 1993	10.5
<b>4. Aaron Donald, 2014</b>	<b>9.0</b>
5. D'Marco Farr, 1999	8.5

### ROB'N THE BALL



DE Robert Quinn

Rams DE Robert Quinn has made a career out of terrorizing opponent's backfields. Since 2012, Quinn leads the National Football League in forced fumbles with 18.

LB Alec Ogletree has forced 11 fumbles since 2012, which is tied for the 12th-highest output in the NFL.

As a team, the Rams have forced 70 fumbles since Head Coach Jeff Fisher took control of the team in 2012. The 70 forced fumbles is tied for the fourth-most in the NFL during that timeframe.

#### Individual Forced Fumble Totals 2012-Present

Player	Forced Fumbles
<b>1. Robert Quinn, LA</b>	<b>18</b>
2t. Von Miller, DEN	15
2t. Charles Tillman, CHI/CAR	15
2t. J.J. Watt, HOU	15
2t. Cameron Wake, MIA	15
6t. Ryan Kerrigan, WAS	14
6t. Carlos Dunlap, CIN	14
6t. Charles Johnson, CAR	14

#### Team Forced Fumble Totals 2012-Present

Player	Forced Fumbles
1. New England Patriots	83
2. Carolina Panthers	75
3. Denver Broncos	73
<b>4t. Los Angeles Rams</b>	<b>71</b>
4t. Seattle Seahawks	71

### A PRODUCTIVE PRESENCE



DT Aaron Donald

Rams DT Aaron Donald has made a living in opponents backfields since entering the league in 2014.

From the start of the 2014 season, Donald ranks second in the league in tackles for a loss, tallying 55 in 43 games played.

During the 2016 season, he has racked up the second most quarterback hurries (26) and posted 22 knock downs through Week 12. Donald is the only defensive tackle in the top-five in the category.

A season ago, Donald tied for sixth in sacks (11.0) and is second in both tackles for loss (22) and quarterback hits. Donald is the only interior lineman who ranks in the top five a season ago in tackles for loss or quarterback hits.

#### 2014 - Present NFL Leaders - Most Tackles for Loss

Player	TFL
1. J.J. Watt, HOU	59
<b>2. Aaron Donald, LA</b>	<b>55</b>
3. Khalil Mack, OAK	49
4. Ndamukong Suh, DET/MIA	45
5. Ryan Kerrigan, WAS	43

#### 2016 NFL Leaders - Total QB Hurries and Knockdowns

Player	QBH and Knockdowns
1. Brandon Graham, PHI	52.5
<b>2. Aaron Donald, LA</b>	<b>51.0</b>
3. Von Miller, DEN	45.0
4. Olivier Vernon, NYG	41.0
5. Khalil Mack, OAK	40.5

### BIG PLAY HAYES



DE William Hayes

DE William Hayes provided the Rams with a "super sub" throughout his first three seasons with the team. He became a regular starter midway through the 2015 season and was a big reason why the Rams finished in the top 10 in sacks once again.

Battling through an ankle injury sustained in the team's Week 3 win at Tampa Bay, Hayes has recorded 41 tackles, 14 quarterback pressures, six quarterback hits and 2.0 sacks in nine games played during the 2016 season.

Hayes posted a single-game career-high 3.0 sacks in the team's 2015 Week 16 win at Seattle a season ago and finished the year with 5.5.

He recorded 41 QB pressures during the 2015 campaign, second among Rams to only DT Aaron Donald. In Week 7 against Cleveland, he posted 2.0 sacks and forced two fumbles. Hayes has 21.5 sacks in 62 games with the Rams and 29.5 in his career.

After posting a career-high 7.0 sacks in 2012, Hayes was a free agent but chose to stay with the Rams. He began his career with the Tennessee Titans and rejoined Head Coach Jeff Fisher in 2012 shortly after Fisher took the Rams job.



# RAMS DEFENSIVE NOTES

## A TRU PLAYMAKER

CB Trumaine Johnson leads the 2012 Draft Class with 16 interceptions and was among the NFL's best cornerbacks in 2015 as he enjoyed a breakout season.



*CB Trumaine Johnson*

Johnson tied for third in the league with seven interceptions on the year and was second among all NFL cornerbacks. He had picks in three of the Rams' final four games, including a Week 14 win in which he returned an interception 58 yards for a touchdown. Johnson shadowed Lions WR Calvin Johnson throughout the game and helped hold the Pro Bowler to just one reception in the game.

The former Montana Grizzly recorded his first interception of the 2016 campaign in the end zone as he picked off Cardinals QB Carson Palmer in the Rams Week 4 win at Arizona.

Johnson's 16 career interceptions are tied for the fourth most since he entered the NFL, and he has more picks than any other player in his draft class.

<b>Most Interception, 2012 Draft Class</b>	<b>INTs</b>
1. Trumaine Johnson, LA	16
2. Stephon Gilmore, BUF	13
3t. Harrison Smith, MIN	12
3t. Luke Kuechly, CAR	12
3t. Janoris Jenkins, NYG	12

<b>Most Interception, 2015 Season</b>	<b>INTs</b>
1t. Reggie Nelson, CIN	8
1t. Marcus Peters, KC	8
3t. Trumaine Johnson, LA	7
3t. Kurt Coleman, CAR	7
5. Marcus Williams, NYJ	6

## BROCKERS BRINGIN' IT

Building off a successful 2015 season, DT Michael Brockers is tied for second on the team for the most tackles by a defensive tackle (37) during the 2016 season.



*DT Michael Brockers*

Additionally, the LSU product has tallied five quarterback pressures and two quarterback hits despite missing the team's Week 5 contest against Buffalo and Week 7 contest against the Giants.

Brockers finished the 2015 season with career highs in tackles (74) and tackles for loss (12). His tackle for loss total tied for third among all Rams.

Brockers had 3.0 sacks last season and 14.5 for his career.

Brockers is one-of-five Rams defensive linemen who joined the team as a first-round draft pick. He was an All-Rookie selection by the Pro Football Writers of America in 2012.

## MAN IN THE MIDDLE

Since entering the league in 2014, DT Aaron Donald leads the league in sacks by a DT.



*DT Aaron Donald*

Donald has a team-best 6.0 sacks through 11 games of the 2016 season.

Donald recorded 11.0 sacks as a rookie, the second-highest total by a Rams DT in franchise history and followed it up with 9.0 sacks in 2015.


The Pittsburgh alumni recorded 1.5 sacks against Arizona in the team's Week 4 contest, which earned him his third-career NFC Defensive Player of the week honors. Donald recorded 2.0 sacks in the Rams Week 9 contest against the Carolina Panthers, his second multiple-sack game of the season and fifth of his career, he has recorded at least half a sack in four of the last five games.

### 2014-Present Sacks by DTs

<b>Player</b>	<b>Sacks</b>
1. Aaron Donald, LA	26.0
2. Gerald McCoy, TB	23.0
3. Ndamukong Suh, DET/MIA	19.5
4. Geno Atkins, CIN	18.5
5. Fletcher Cox, PHI	17.5

## COUNT IT ALL FOR LOSS

Both against the run and the pass, the Rams defense was among the NFL's best in 2015 and has carried it over to 2016 when it comes to making plays behind the line of scrimmage.



*DT Aaron Donald*

The Rams defense has forced 79 negative plays by opposing offenses in 2016, tied for the fourth most in the NFL.

The Rams finished the 2015 11th in the NFL in sacks (41), and according to StatsPass.com, the Rams recorded an NFL-best 132 total negative plays - 82 against the run and 50 versus the pass in 2015. In addition to leading the league in total negative plays, the Rams tied for the lead in negative runs a season ago.

### 2015 - Present NFL Leaders, Opponent Negative Plays

<b>Team</b>	<b>Plays</b>
1. Los Angeles Rams	211
2. Miami Dolphins	197
3t. Arizona Cardinals	194
3t. Jacksonville Jaguars	194
5. Philadelphia Eagles	191



# RAMS DEFENSIVE NOTES

## ON THE MARK



LB/S Mark Barron

LB/S Mark Barron entered the Rams' starting lineup in Week 5 of the 2015 season, and he made his impact felt. He led the Rams with 135 tackles in 2015.

Barron has started all 11 contests of the 2016 campaign and ranks second on the team with 110 tackles. He has led or tied for the most tackles on the team in six of the Rams' 11 games.

Against the Panthers in a Week 9 match-up, Barron led the team with 11 total tackles and blasted Panthers QB Cam Newton for his first sack of the 2016 season.

The Alabama product recorded his first INT of the season against Tampa Bay in the team's Week 3 contest, and followed it up by intercepting Cardinals QB Carson Palmer in the team's Week 4 match-up.

In the team's 2015 Week 7 win over Cleveland, Barron recorded a career-high 19 tackles, which is the most by any Ram in a game since 2001, and was close to matching it against the New Orleans Saints in the 2016 Week 12 match-up, finishing with 18 tackles. Coaches also credited Barron with two tackles for loss, two forced fumbles and a quarterback hit against the Browns.

While Barron played safety in college and during his first three NFL seasons, he was deployed much like a linebacker in the Rams' current scheme. When LB Alec Ogletree suffered an injury in Week 4 of the 2015 season, Barron stepped in to the starting position on the weak side.

In addition to his team-leading tackle total in 2015, Barron finished with five QB pressures, eight QB hits, three forced fumbles and five passes defended.

Barron entered the NFL with the Tampa Bay Buccaneers, who drafted him with the seventh overall pick in 2012. He was traded to the Rams midway through the 2014 campaign in exchange for a fourth and sixth round picks in the 2015 draft. Barron played in nine games with the Rams in 2014 and had 3.0 sacks.

## PREVENTING POINTS



DT Aaron Donald

The Los Angeles defense has limited its opponents to just 41 first quarter points in 11 games during the 2016 season, the fourth fewest first quarter points of any NFC team this season.

Adversely, the Rams have outscored their opponents by 16 points in the first quarter, including scoring on seven of the team's first possessions through 11 ballgames.

### 2016 Defensive First Quarter Points Allowed


Team	1Q Points Allowed
1. Oakland Raiders	26
2. New England Patriots	29
3. San Diego Chargers	32
4. Dallas Cowboys	35
5. Detroit Lions	38
6. Chicago Bears	39
7. Baltimore Ravens	40
<b>8t. Los Angeles Rams</b>	<b>41</b>
8t. Seattle Seahawks	41

## IT'S 1, 2, 3 AND OUT...

The Los Angeles Rams defensive unit ranks fourth in the league in three-and-out percentage through Week 12 of the 2016 NFL season.

The Rams defense has been on the field for 129 series, and recorded 35 three-and-out possessions (27.1%).

The 35 three-and-out series is tied for the third-most in the NFL and second amongst NFC franchises.



S Maurice Alexander

### 2016 - Defensive Three-and-Out Percentages

Team	Three-and-Out Pct.
1. Chicago Bears	28.1%
2. Houston Texans	27.9%
3. Carolina Panthers	27.4%
<b>4. Los Angeles Rams</b>	<b>27.1%</b>
5. Baltimore Ravens	26.3%

## HITTING THEM FIRST



CB Trumaine Johnson and DE Robert Quinn

A contributing factor to the Rams three-and-out success starts on first down. Through 11 games, Los Angeles is the third-best defensive team in the league on first down plays.

The Los Angeles defensive unit has seen opponents play 316 first-down snaps. Of those snaps, the Rams have only surrendered a four-plus yard gain 140 times. The 44.3% of first down plays going for more than four yards is the third-lowest percentage of any NFL team through Week 12.

### 2016 Opponent First Down Efficiency

Team	Pct. 1st Down Plays 4+ Yds.
1. Baltimore Ravens	41.0%
2. Jacksonville Jaguars	42.4%
<b>3. Los Angeles Rams</b>	<b>44.3%</b>
4. Denver Broncos	45.0%
5. New York Jets	45.3%



S T.J. McDonald



## RAMS SPECIAL TEAMS NOTES

### GREG THE LEG



K Greg Zuerlein

Rams K Greg "The Leg" Zuerlein is one of the most prolific long-distance kickers in NFL history.

Zuerlein started the 2016 campaign connecting on his first 10-consecutive FG attempts, including a season-long 54-yarder vs. Buffalo.

Against Buffalo, Zuerlein made his 100th-career field goal, he now has connected on 107 field goals and 133 PATs in his five-year NFL career.

At Minnesota (11/8/15), he broke his own team record with a 61-yard field goal. In the process, he became just the second kicker

in NFL history to make two 60 yard field goals in a career, joining Sebastian Janikowski. Coincidentally, Rams Special Teams Coordinator John Fassel held the same position with the Raiders when Janikowski accomplished his feat.

Zuerlein owns five of the six longest field goals made in Rams history, and his 61-yard kick in Minnesota was the longest in the NFL during the 2015 season.

With 458 career points scored, Zuerlein ranks eighth in Rams history in the category.

Zuerlein has been one of the best deep ball kickers in the league since he arrived in 2012. At Washington, Sept. 20, 2015, Zuerlein made a 52-yard kick. With 16 career kicks from 50 yards or more, Zuerlein ranks second in team history in field goals of 50 yards or more. He passed Josh Brown last season to move into second. He's tied for the third-most 50-yard field goals in the NFL since 2012.

Kickers have made only 15 field goals of 60 yards or more in NFL history, and Zuerlein has two of them.

#### Longest Field Goals, NFL History

Player, Team	Year	Length
Matt Prater, DEN	2013	64
David Akers, SF	2012	63
Tom Dempsey, NO	1970	63
Jason Elam, DEN	1998	63
Sebastian Janikowski, OAK	2011	63
Matt Bryant, TB	2006	62
<b>Greg Zuerlein, LA</b>	<b>2015</b>	<b>61</b>
Jay Feely, ARI	2012	61
Sebastian Janikowski, OAK	2009	61
Justin Tucker, BAL	2013	61
<b>Greg Zuerlein, LA</b>	<b>2012</b>	<b>60</b>
Morten Andersen, NO	1991	60
Rob Bironas, TEN	2006	60
Dan Carpenter, MIA	2010	60
Steve Cox, CLE	1984	60

#### Most FG made from 50 yards or more, Rams History


Player	Years	Number
Jeff Wilkins	1997-07	26
<b>Greg Zuerlein</b>	<b>2012-15</b>	<b>18</b>
Josh Brown	2008-11	15
Tony Zendejas	1991-94	8
Mike Lansford	1982-90	4

### JOHNNY ON THE SPOT

Johnny Hekker started the 2016 season on a strong note with 10 punts in Week 1 against San Francisco. Hekker recorded a 42.0 net average in the 2016 season opener.

Through the first 11 contests of the 2016 season, Hekker leads the league in punts downed inside the 20-yard line with 35 placed deep inside enemy territory with only one touchback.

Hekker booted a then career-long 75 yard punt against the Carolina Panthers in the Rams' Week 9 contest, and bested himself a week later with a 78-yarder against the New York Jets earning him NFC Special Teams Player of the Week honors. His 44.6 net average ranks second among NFL punters during the 2016 season.



P Johnny Hekker

Hekker led the NFL in 2015 in net average (43.7), gross average (47.9) and punts downed inside the opponents' 20 yard-line (41). Since the NFL began tracking inside 20 punts in 1976, Hekker is the first player to lead the league in gross, net and punts placed inside the 20-yard line in the same season, a feat achieved a season ago.

Hekker's net average was the fourth-highest single-season total in league history. He also owns the NFL record in the category, a number that was established in 2013. His 47.9 gross average set a new career high and is the second-highest in franchise history.

Impressively, Hekker also led the league in number of punts with 96, which makes his consistency in leading the league in net and gross punting even more impressive. He's one of just four punters ever to punt more than 80 times in a season and net 42 yards or more per punt.

In 75 career games, Hekker has recorded a net average of 45.0 yards or more on 26 different occasions. The former Beaver recorded his first net average of over 45.0 yards against Tampa Bay in the team's 2016 Week 3 road victory, and a career-best 55.5 net average against Buffalo (10/9/16).

He netted 45.0 or more eight times in 2015, including a career high of 49.8 in the team's Week 8 win over San Francisco. His net average was 48.0 a week earlier against Cleveland. He had a 45.1 net average in Week 4 at Arizona, a 46.1 net average in Week 2 at Washington, and in Week 10, he posted 47.8 against Chicago. In the season finale at San Francisco, he netted 47.8 yards per punt.

He was named the NFC's Special Teams Player of the Month for October, 2015 after leading the conference with a net average of 44.3 yards per punt during that time frame.

Hekker's 41 punts inside opponents' 20-yard line in 2015 set a new franchise record in the category. He accomplished that number while having only six of his 96 punts hit the end zone for touchbacks.

Hekker is a former high school quarterback, and the Rams put his passing skills to use on a regular occasion. In the 2015 Week 5 contest at Green Bay, he completed a 20-yard pass to Cody Davis on a fake punt. In five NFL seasons, Hekker is 6-of-10 passing on fakes, including a touchdown pass on a fake field goal as a rookie in 2012.

#### Highest Net Punting Average in a Season (Since 1976)

Player	Punts	Net Avg
<b>1. Johnny Hekker, LA - 2013</b>	<b>78</b>	<b>44.2</b>
2. Andy Lee, SF - 2011	78	44.0
3. Shane Lechler, OAK - 2009	96	43.9
<b>4. Johnny Hekker, LA - 2015</b>	<b>91</b>	<b>43.7</b>
5. Sam Koch, BAL - 2014	60	43.3

#### Punters with 80+ punts, 42+ Net Average in a Season

Player	Punts	Net Avg.
Shane Lechler, OAK - 2009	96	43.9
<b>Johnny Hekker, LA - 2015</b>	<b>96</b>	<b>43.7</b>
Brandon Fields, MIA - 2013	85	42.4
<b>Johnny Hekker, LA - 2014</b>	<b>80</b>	<b>42.3</b>



## RAMS SPECIAL TEAMS NOTES

### BENNY'S SPECIAL EFFORT

RB/KR Benny Cunningham continues to add dynamic plays not only spelling Todd Gurley on offense, but also on special teams.

Cunningham is averaging 28.2 yards per kickoff return through Week 12 of the 2016 campaign, the third-best average in the league, including a season-long 61 yarder at New Orleans.

A season ago, Cunningham returned a kickoff 102 yards. It was the fifth-longest kickoff return in Rams history and the fourth-longest in the NFL last season. He was named the NFC Special Teams Player of The Week for his efforts.

Cunningham ranks first in Rams history for kickoff return average, boasting a 27.3 yard/return average, the highest of any Rams returner in team history with at least 75 kickoff returns. Cunningham just reached the career minimum, moving him to the top of the list.



RB Benny Cunningham

### SHORT-CHANGED RETURN

The Rams special teams units have flourished since Head Coach Jeff Fisher took over control of the team prior to the 2012 season.

P Johnny Hekker and the Rams coverage units have backed opponents up deep in their own territory and limited opponents to average just 6.6 yards per punt return, which is the lowest average in the NFL since the start of the 2012 season.

Through Week 12 of the 2016 season, Los Angeles has held its opponents to just 4.5 yards per punt return, the lowest average in the NFL this season.



S Cody Davis

Special teams standouts, RB Chase Reynolds, S Cody Davis, WR Bradley Marquez and LB Bryce Hager lead Los Angeles in special teams tackles through the first 10 games of the 2016 campaign with 7 special teams tackles.

WR Bradley Marquez and S Cody Davis led the 2015 Rams special teams units with 15 tackles and 11 tackles, respectively.

2012-Present Team Punting Leaders	Avg. Opp. Return
1. Los Angeles Rams	6.6
2. Minnesota Vikings	7.4
3. Kansas City Chiefs	7.6
4. Green Bay Packers	7.7
5. New England Patriots	7.9

### FROM WAY, WAY FAR AWAY

Since entering the league in 2012, K Greg Zuerlein has provided a solid threat from long range. The Missouri Western Alumni is tied for the 6th-most made field goals from more than 50 yards.

Zuerlein's 18 50+ yard field goals also ranks third in the NFC.

Most Made Field Goals from 50+ Yards in the NFL since 2012	
Player	Number of Made 50+ FGs
1. Blair Walsh, MIN	24
2t. Dan Bailey, DAL	21
2t. Justin Tucker, BAL	21
4t. Phil Dawson, CLE/SF	20
4t. Adam Vinateri, IND	17
6. Matt Prater, DEN/DET	19
7t. Greg Zuerlein, LA	18
7t. Sebastian Janikowski, OAK	18

Most Made Field Goals from 50+ Yards, Current NFC Kickers	
Player	Number of Made 50+ FGs
1. Dan Bailey, DAL	21
2. Greg Zuerlein, LA	18

### BOOTING THE BALL

P Johnny Hekker continues to be not only one of the most accurate punters in the NFL, but has developed to be a complete special teams weapon at flipping the field.

Hekker became the first punter in the NFL to record a 75-plus yard punt in back-to-back games since Patriots' Luke Prestridge in 1984.

The Oregon State product established a career-long 75 yard punt in the team's Week 9 contest against the Carolina Panthers, a record that stuck for a week before he booted a 78-yarder against the New York Jets in the Rams Week 10 contest.

There have been eight 70-plus punts through the first 12 weeks of the NFL campaign, Hekker and Jaguars' Brad Norton each have a 78-yarder to their name.



P Johnny Hekker

### RETURN TO SENDER

In addition to limiting opposing teams punt return unit to only 6.6 yards per return, the Rams punt return unit is tied for the third-most punts returned for touchdowns (4) since 2012.

WR/PR Tavon Austin ranks 13th in the NFL in punt return average for the 2016 season, averaging 9.0 yards per return. In the team's Week 4 win at Arizona, Austin returned a punt 47-yards late in the game to setup the Rams go-ahead touchdown.

The West Virginia product is the only player in NFL history with a punt return of 75 or more yards in each of his first three seasons. Austin needs just one more punt return for touchdown to tie the Rams' all-time record.

Now in his fourth NFL season, Austin has 22 career touchdowns: 12 receiving, seven rushing and three punt returns.

2012-Present Team Punt Return TDs	Touchdowns
1t. Minnesota Vikings	5
1t. Philadelphia Eagles	5
3t. Los Angeles Rams	4
3t. Green Bay Packers	4
5t. Nine Teams	3



WR/PR Tavon Austin





---

## 2016 RAMS COACHING STAFF

---

Head Coach.....	<b>Jeff Fisher</b>
Assistant Head Coach.....	<b>Dave McGinnis</b>
Offensive Coordinator.....	<b>Rob Boras</b>
Special Teams Coordinator.....	<b>John Fassel</b>
Defensive Coordinator.....	<b>Gregg Williams</b>
Assistant Strength and conditioning.....	<b>J. Aggabao</b>
Offensive Line.....	<b>Paul Boudreau</b>
Linebackers.....	<b>Frank Bush</b>
Senior Defensive Assistant.....	<b>Chuck Cecil</b>
Assistant Offensive Line.....	<b>Andy Dickerson</b>
Defensive Backs.....	<b>Brandon Fisher</b>
Strength & Conditioning.....	<b>Rock Gullickson</b>
Wide Receivers/Passing Game Coordinator.....	<b>Mike Groh</b>
Defensive Quality Control.....	<b>Jeff Imamura</b>
Tight Ends.....	<b>John Lilly</b>
Running Backs.....	<b>Skip Peete</b>
Assistant Defensive Line.....	<b>Clyde Simmons</b>
Defense.....	<b>Mike Singletary</b>
Assistant Wide Receivers.....	<b>Kenan Smith</b>
Offensive Assistant.....	<b>Barrett Trotter</b>
Defensive Line.....	<b>Mike Waufle</b>
Quarterbacks.....	<b>Chris Weinke</b>
Defensive Backs.....	<b>Dennard Wilson</b>

---

## 2016 RAMS PRONUNCIATION GUIDE

---

11	<b>TAVON</b> Austin.....	TAY-von
68	<b>JAMON</b> Brown.....	juh-MON
41	<b>MARQUI</b> Christian.....	MAR-key
10	<b>PHAROH</b> Cooper.....	FAIR-oh
64	Andrew <b>DONNAL</b> .....	don-NEL
30	Todd <b>GURLEY</b> .....	GUR-lee
54	Bryce <b>HAGER</b> .....	HAY-gur
79	Rob <b>HAVENSTEIN</b> .....	HAY-vin-stine
84	<b>TEMARRICK</b> Hemingway.....	Tuh-MARE-ick
15	Bradley <b>MARQUEZ</b> .....	MAR-kez
44	Jake <b>McQUAIDE</b> .....	Mc-KWAYD
65	Demetrius <b>RHANEY</b> .....	RAIN-ee
69	Cody <b>WICHMANN</b> .....	WICK-man
4	Greg <b>ZUERLEIN</b> .....	ZURR-line



---

# 2016 RAMS UNOFFICIAL DEPTH CHART

---

## OFFENSE

---

<b>WR</b>	18 Kenny Britt	15 Bradley Marquez	10 <u>Pharoh Cooper</u>	
<b>TE</b>	46 Cory Harkey	84 <u>Temarrick Hemingway</u>		
<b>LT</b>	73 Greg Robinson	72 <u>Pace Murphy</u>		
<b>LG</b>	76 Rodger Saffold	68 Jamon Brown		
<b>C</b>	61 Tim Barnes	65 Demetrius Rhaney		
<b>RG</b>	69 Cody Wichmann	64 Andrew Donnal		
<b>RT</b>	79 Rob Havenstein			
<b>TE</b>	88 Lance Kendricks	89 <u>Tyler Higbee</u>		
<b>WR</b>	11 Tavon Austin	83 Brian Quick	13 Michael Thomas	
<b>QB</b>	16 <u>Jared Goff</u>	17 Case Keenum	14 Sean Mannion	
<b>HB</b>	30 Todd Gurley	23 Benny Cunningham	39 Malcolm Brown	34 Chase Reynolds

## DEFENSE

---

<b>LDE</b>	95 William Hayes	93 Ethan Westbrooks	96 Matt Longacre	
<b>LDT</b>	99 Aaron Donald	91 Dominique Easley		
<b>RDT</b>	90 Michael Brockers	92 Cam Thomas		
<b>RDE</b>	94 Robert Quinn	97 Eugene Sims		
<b>MLB</b>	52 Alec Ogletree	54 Bryce Hager	55 <u>Nicholas Grigsby</u>	
<b>LCB</b>	22 Trumaine Johnson	41 Marqui Christian	24 <u>Blake Countess</u>	
<b>MCB</b>	20 Lamarcus Joyner			
<b>RCB</b>	33 E.J. Gaines	35 <u>Michael Jordan</u>	21 Steve Williams	
<b>WS</b>	26 Mark Barron	58 <u>Cory Littleton</u>		
<b>FS</b>	31 Maurice Alexander	38 Cody Davis		
<b>SS</b>	25 T.J. McDonald			

## SPECIALISTS

---

<b>P</b>	6 Johnny Hekker			
<b>K</b>	4 Greg Zuerlein			
<b>H</b>	6 Johnny Hekker			
<b>LS</b>	44 Jake McQuaide			
<b>PR</b>	11 Tavon Austin			
<b>KR</b>	23 Benny Cunningham	11 Tavon Austin		



## 2016 RAMS ALPHABETICAL ROSTER

NO.	PLAYER	POS	HT	WT	DOB	AGE	EXP	COLLEGE	H.S. HOMETOWN	ACQUIRED
31	Alexander, Maurice	S	6-1	220	2/16/1991	25	3	Utah State	St. Louis, Mo.	D4-'14
11	Austin, Tavon	WR	5-8	176	3/15/1990	26	4	West Virginia	Baltimore, Md.	D1A-'13
61	Barnes, Tim	C	6-4	306	5/14/1988	28	5	Missouri	Longwood, Mo.	FA-'11
26	Barron, Mark	LB/S	6-2	213	10/27/1989	27	5	Alabama	Mobile, Ala.	T(TB)-'14
18	Britt, Kenny	WR	6-3	223	9/18/1988	28	8	Rutgers	Bayonne, N.J.	UFA(TEN)-'14
90	Brockers, Michael	DT	6-5	326	12/21/1990	25	5	LSU	Houston, Texas	D1-'12
68	Brown, Jamon	G	6-4	323	3/15/1993	23	2	Louisville	Fern Creek, Ky.	D3A-'15
39	Brown, Malcolm	RB	5-11	224	5/15/1993	23	1	Texas	Cibolo, Texas	FA-'15
41	Christian, Marqui	DB	6-1	205	10/27/1994	22	R	Midwestern State	Spring, Texas	W(AZ) - '16
10	Cooper, Pharoh	WR	5-11	207	3/7/1995	21	R	South Carolina	Havelock, N.C.	D4B-'16
24	Countess, Blake	DB	5-10	185	8/8/1993	23	R	Auburn	Owings Mills, MD	FA-'16
23	Cunningham, Benny	RB	5-10	217	7/7/1990	26	4	Middle Tennessee	Nashville, Tenn.	FA-'13
38	Davis, Cody	S	6-1	206	6/6/1989	27	4	Texas Tech	Stephenville, Texas	FA-'13
99	Donald, Aaron	DT	6-1	285	5/23/1991	25	3	Pittsburgh	Pittsburgh, Pa.	D1B-'14
64	Donnal, Andrew	T	6-6	316	3/3/1992	24	2	Iowa	Monclova, Ohio	D4-'15
91	Easley, Dominique	DT	6-2	285	4/28/1992	24	3	Florida	Staten Island, N.Y.	FA-'16
33	Gaines, E.J.	CB	5-10	190	2/23/1992	24	2	Missouri	Independence, Mo.	D6A-'14
16	Goff, Jared	QB	6-4	215	10/14/1994	22	R	California	Novato, Calif.	D1-'16
55	Grigsby, Nicholas	LB	6-2	230	7/2/1992	24	R	Pittsburgh	Trotwood, Ohio	FA-'16
30	Gurley, Todd	RB	6-1	227	8/3/1994	22	2	Georgia	Tarboro, N.C.	D1-'15
54	Hager, Bryce	LB	6-1	235	5/4/1992	24	2	Baylor	Austin, Texas	D7A-'15
46	Harkey, Cory	TE	6-4	259	6/17/1990	26	5	UCLA	Chino Hills, Calif.	FA-'12
79	Havenstein, Rob	T	6-8	321	5/13/1992	24	2	Wisconsin	Mount Airy, Md.	D2-'15
95	Hayes, William	DE	6-3	278	5/2/1985	31	9	Winston-Salem State	High Point, N.C.	UFA (TEN)-'12
6	Hekker, Johnny	P	6-5	236	2/8/1990	26	5	Oregon State	Bothell, Wash.	FA-'12
84	Hemingway, Temarrick	TE	6-5	210	7/30/1993	23	R	South Carolina State	Loris, S.C.	D6A-'16
89	Higbee, Tyler	TE	6-6	250	1/1/1993	23	R	Western Kentucky	Clearwater, Fla.	D4A-'16
22	Johnson, Trumaine	CB	6-2	208	1/1/1990	26	5	Montana	Stockton, Calif.	D3-'12
35	Jordan, Michael	CB	6-1	200	10/21/1992	24	R	Missouri Western	St. Louis, Mo.	FA-'16
20	Joyner, Lamarcus	DB	5-8	184	11/27/1990	26	3	Florida State	Ft. Lauderdale, Fla.	D2-'14
17	Keenum, Case	QB	6-1	205	2/17/1988	28	4	Houston	Abilene, Texas	T(HOU)-'15
88	Kendricks, Lance	TE	6-3	250	1/30/1988	28	6	Wisconsin	Milwaukee, Wisc.	D2-'11
58	Littleton, Cory	LB	6-3	227	11/18/1993	23	R	Washington	Spring Valley, Calif.	FA-'16
96	Longacre, Matt	DE	6-3	260	9/21/1991	25	2	Northwest Missouri St.	Omaha, Nebr.	FA-'15
14	Mannon, Sean	QB	6-6	233	4/25/1992	24	1	Oregon State	Pleasanton, Calif.	D3B-'15
15	Marquez, Bradley	WR	5-10	196	12/14/1992	23	2	Texas Tech	Odessa, Texas	FA-'15
25	McDonald, T.J.	S	6-2	217	1/26/1991	25	4	USC	Fresno, Calif.	D3A-'13
44	McQuaide, Jake	LS	6-2	244	12/7/1987	28	6	Ohio State	Cincinnati, Ohio	FA-'11
72	Murphy, Pace	T	6-6	308	3/2/1994	22	R	NW Louisiana	Houston, Texas	FA-'16
52	Ogletree, Alec	LB	6-2	245	9/25/1991	25	4	Georgia	Newnan, Ga.	D1B-'13
83	Quick, Brian	WR	6-3	218	6/5/1989	27	5	Appalachian State	Columbia, S.C.	D2A-'12
94	Quinn, Robert	DE	6-4	264	5/18/1990	26	6	North Carolina	Ladson, S.C.	D1-'11
34	Reynolds, Chase	RB	6-0	205	10/22/1987	29	4	Montana	Drummond, Mont.	FA-'11
65	Rhaney, Demetrius	C/G	6-2	301	6/22/1992	24	2	Tennessee State	Ft. Lauderdale, Fla.	D7D-'14
73	Robinson, Greg	T	6-5	332	10/21/1992	24	3	Auburn	Thibodaux, La.	D1A-'14
76	Saffold, Rodger	G	6-5	332	6/6/1988	28	7	Indiana	Bedford, Ohio	D2-'10
97	Sims, Eugene	DE	6-6	269	3/18/1986	30	7	West Texas A&M	Mt. Olive, Miss.	D6B-'10
92	Thomas, Cam	DT	6-4	330	12/12/1986	29	7	North Carolina	Eagle Springs, S.C.	FA-'16
13	Thomas, Michael	WR	6-1	200	8/16/1994	22	R	Southern Mississippi	Chicago, Ill.	D6C-'16
93	Westbrooks, Ethan	DL	6-4	267	11/15/1990	26	3	West Texas A&M	Oakland, Calif.	FA-'14
69	Wichmann, Cody	G	6-5	319	3/2/1992	24	2	Fresno State	Mariposa, Calif.	D6B-'15
21	Williams, Steve	CB	5-10	188	3/7/1991	25	3	California	Dallas, Texas	FA-'16
4	Zuerlein, Greg	K	6-0	196	12/27/1987	28	5	Missouri Western	Lincoln, Neb.	D6-'12

Active Roster 53

### Practice Squad

66	Arkin, David	G	6-5	307	10/7/1987	29	2	Missouri State	Wichita, Kan.	FA-'15
77	Battle, Isaiah	T	6-7	290	2/10/1993	23	1	Clemson	Brooklyn, N.Y.	D5(Sup)-'15
70	Fox, Morgan	DE	6-3	263	9/12/1994	22	R	Colorado State Pueblo	Colorado Springs, Co.	FA-'16
36	Green, Aaron	RB	5-11	205	10/15/1992	24	R	TCU	San Antonio, Texas	FA-'16
32	Hill, Troy	CB	5-11	182	8/29/1991	25	2	Oregon	Ventura, Calif.	W(NE) - '15
27	Johnson, Isaiah	DB	6-1	206	5/16/1992	24	1	Georgia Tech	Columbus, Ohio	FA-'16
51	Johnson, Randell	LB	6-4	245	3/23/1991	25	3	Florida Atlantic	Miami, Fla.	FA-'16
98	Jones, Lenny	DE	6-3	270	8/8/1991	25	R	Nevada	San Leandro, Calif.	FA-'16
8	McRoberts, Paul	WR	6-2	200	11/15/1992	24	R	Southeast Missouri St.	St. Louis, Mo.	FA-'16
81	Williams, Bryce	TE	6-5	257	2/24/1993	23	R	East Carolina	Winston-Salem, N.C.	FA-'16

Practice Squad: 10

### Injured/Reserve

59	Forrest, Josh	LB	6-3	255	2/24/1992	24	R	Kentucky	Paducah, Ky.	D6B-'16
45	Laskey, Zach	FB	6-2	225	7/8/1992	24	1	Georgia Tech	Peachtree City, Ga.	FA-'15
3	North, Marquez	WR	6-3	229	4/21/1995	21	R	Tennessee	Charlotte, N.C.	FA-'16
43	Randolph, Brian	S	6-0	202	10/20/1992	24	R	Tennessee	Kennesaw, Ga.	FA-'16
86	Spruce, Nelson	WR	6-1	205	12/5/1992	23	R	Colorado	Westlake Village, Calif.	FA-'16
62	Trinca-Pasat, Louis	DT	6-1	292	9/7/1991	25	1	Iowa	Chicago, Ill.	FA-'15
63	Williams, Darrell	T	6-5	301	8/3/1993	23	2	South Florida	Orlando, Fla.	FA-'15



## 2016 RAMS NUMERICAL ROSTER

NO.	PLAYER	POS	HT	WT	DOB	AGE	EXP	COLLEGE	H.S. HOMETOWN	ACQUIRED
4	Greg Zuerlein	K	6-0	196	12/27/1987	28	5	Missouri Western	Lincoln, Neb.	D6-'12
6	Johnny Hekker	P	6-5	236	2/8/1990	26	5	Oregon State	Bothell, Wash.	FA-'12
10	Pharoh Cooper	WR	5-11	207	3/7/1995	21	R	South Carolina	Havelock, N.C.	D4B-'16
11	Tavon Austin	WR	5-8	176	3/15/1990	26	4	West Virginia	Baltimore, Md.	D1A-'13
13	Michael Thomas	WR	6-1	200	8/16/1994	22	R	Southern Mississippi	Chicago, Ill.	D6C-'16
14	Sean Mannion	QB	6-6	233	4/25/1992	24	1	Oregon State	Pleasanton, Calif.	D3B-'15
15	Bradley Marquez	WR	5-10	196	12/14/1992	23	2	Texas Tech	Odessa, Texas	FA-'15
16	Jared Goff	QB	6-4	215	10/14/1994	22	R	California	Novato, Calif.	D1-'16
17	Case Keenum	QB	6-1	205	2/17/1988	28	4	Houston	Abilene, Texas	T(HOU)-'15
18	Kenny Britt	WR	6-3	223	9/18/1988	28	8	Rutgers	Bayonne, N.J.	UFA(TEN)-'14
20	Lamaricus Joyner	DB	5-8	184	11/27/1990	26	3	Florida State	Ft. Lauderdale, Fla.	D2-'14
21	Steve Williams	CB	5-10	188	3/7/1991	25	3	California	Dallas, Texas	FA-'16
22	Trumaine Johnson	CB	6-2	208	1/1/1990	26	5	Montana	Stockton, Calif.	D3-'12
23	Benny Cunningham	RB	5-10	217	7/7/1990	26	4	Middle Tennessee	Nashville, Tenn.	FA-'13
24	Blake Countess	DB	5-10	185	8/8/1993	23	R	Auburn	Owings Mills, MD	FA-'16
25	T.J. McDonald	S	6-2	217	1/26/1991	25	4	USC	Fresno, Calif.	D3A-'13
26	Mark Barron	LB/S	6-2	213	10/27/1989	27	5	Alabama	Mobile, Ala.	T(TB)-'14
30	Todd Gurley	RB	6-1	227	8/3/1994	22	2	Georgia	Tarboro, N.C.	D1-'15
31	Maurice Alexander	S	6-1	220	2/16/1991	25	3	Utah State	St. Louis, Mo.	D4-'14
33	E.J. Gaines	CB	5-10	190	2/23/1992	24	2	Missouri	Independence, Mo.	D6A-'14
34	Chase Reynolds	RB	6-0	205	10/22/1987	29	4	Montana	Drummond, Mont.	FA-'11
35	Michael Jordan	CB	6-1	200	10/21/1992	24	R	Missouri Western	St. Louis, Mo.	FA-'16
38	Cody Davis	S	6-1	206	6/6/1989	27	4	Texas Tech	Stephenville, Texas	FA-'13
39	Malcolm Brown	RB	5-11	224	5/15/1993	23	1	Texas	Cibolo, Texas	FA-'15
41	Marqui Christian	DB	6-1	205	10/27/1994	22	R	Midwestern State	Spring, Texas	W(AZ) - '16
44	Jake McQuaide	LS	6-2	244	12/7/1987	28	6	Ohio State	Cincinnati, Ohio	FA-'11
46	Cory Harkney	TE	6-4	259	6/17/1990	26	5	UCLA	Chino Hills, Calif.	FA-'12
52	Alec Ogletree	LB	6-2	245	9/25/1991	25	4	Georgia	Newnan, Ga.	D1B-'13
54	Bryce Hager	LB	6-1	235	5/4/1992	24	2	Baylor	Austin, Texas	D7A-'15
55	Nicholas Grigsby	LB	6-2	230	7/2/1992	24	R	Pittsburgh	Trotwood, Ohio	FA-'16
58	Cory Littleton	LB	6-3	227	11/18/1993	23	R	Washington	Spring Valley, Calif.	FA-'16
61	Tim Barnes	C	6-4	306	5/14/1988	28	5	Missouri	Longwood, Mo.	FA-'11
64	Andrew Donnal	T	6-6	316	3/3/1992	24	2	Iowa	Monclova, Ohio	D4-'15
65	Demetrius Rhaneay	C/G	6-2	301	6/22/1992	24	2	Tennessee State	Ft. Lauderdale, Fla.	D7D-'14
68	Jamon Brown	G	6-4	323	3/15/1993	23	2	Louisville	Fern Creek, Ky.	D3A-'15
69	Cody Wichmann	G	6-5	319	3/2/1992	24	2	Fresno State	Mariposa, Calif.	D6B-'15
72	Pace Murphy	T	6-6	308	3/2/1994	22	R	NW Louisiana	Houston, Texas	FA-'16
73	Greg Robinson	T	6-5	332	10/21/1992	24	3	Auburn	Thibodaux, La.	D1A-'14
76	Rodger Saffold	G	6-5	332	6/6/1988	28	7	Indiana	Bedford, Ohio	D2-'10
79	Rob Havenstein	T	6-8	321	5/13/1992	24	2	Wisconsin	Mount Airy, Md.	D2-'15
83	Brian Quick	WR	6-3	218	6/5/1989	27	5	Appalachian State	Columbia, S.C.	D2A-'12
84	Temarrick Hemingway	TE	6-5	210	7/30/1993	23	R	South Carolina State	Loris, S.C.	D6A-'16
88	Lance Kendricks	TE	6-3	250	1/30/1988	28	6	Wisconsin	Milwaukee, Wisc.	D2-'11
89	Tyler Higbee	TE	6-6	250	1/1/1993	23	R	Western Kentucky	Clearwater, Fla.	D4A-'16
90	Michael Brockers	DT	6-5	326	12/21/1990	25	5	LSU	Houston, Texas	D1-'12
91	Dominique Easley	DT	6-2	285	4/28/1992	24	3	Florida	Staten Island, N.Y.	FA-'16
92	Cam Thomas	DT	6-4	330	12/12/1986	29	7	North Carolina	Eagle Springs, S.C.	FA-'16
93	Ethan Westbrooks	DL	6-4	267	11/15/1990	26	3	West Texas A&M	Oakland, Calif.	FA-'14
94	Robert Quinn	DE	6-4	264	5/18/1990	26	6	North Carolina	Ladson, S.C.	D1-'11
95	William Hayes	DE	6-3	278	5/2/1985	31	9	Winston-Salem State	High Point, N.C.	UFA (TEN)-'12
96	Matt Longacre	DE	6-3	260	9/21/1991	25	2	Northwest Missouri St.	Omaha, Nebr.	FA-'15
97	Eugene Sims	DE	6-6	269	3/18/1986	30	7	West Texas A&M	Mt. Olive, Miss.	D6B-'10
99	Aaron Donald	DT	6-1	285	5/23/1991	25	3	Pittsburgh	Pittsburgh, Pa.	D1B-'14

Active Roster: 53

### Practice Squad

8	Paul McRoberts	WR	6-2	200	11/15/1992	24	R	Southeast Missouri St.	St. Louis, Mo.	FA-'16
27	Isaiah Johnson	DB	6-1	206	5/16/1992	24	1	Georgia Tech	Columbus, Ohio	FA-'16
32	Troy Hill	CB	5-11	182	8/29/1991	25	2	Oregon	Ventura, Calif.	W(NE) - '15
36	Aaron Green	RB	5-11	205	10/15/1992	24	R	TCU	San Antonio, Texas	FA-'16
51	Randell Johnson	LB	6-4	245	3/23/1991	25	3	Florida Atlantic	Miami, Fla.	FA-'16
66	David Arkin	G	6-5	307	10/7/1987	29	2	Missouri State	Wichita, Kan.	FA-'15
70	Morgan Fox	DE	6-3	263	9/12/1994	22	R	Colorado State Pueblo	Colorado Springs, Co.	FA-'16
77	Isaiah Battle	T	6-7	290	2/10/1993	23	1	Clemson	Brooklyn, N.Y.	D5(Sup)-'15
81	Bryce Williams	TE	6-5	257	2/24/1993	23	R	East Carolina	Winston-Salem, N.C.	FA-'16
98	Lenny Jones	DE	6-3	270	8/8/1991	25	R	Nevada	San Leandro, Calif.	FA-'16

Practice Squad: 10

### Injured/Reserve

3	Marquez North	WR	6-3	229	4/21/1995	21	R	Tennessee	Charlotte, N.C.	FA-'16
43	Brian Randolph	S	6-0	202	10/20/1992	24	R	Tennessee	Kennesaw, Ga.	FA-'16
45	Zach Laskey	FB	6-2	225	7/8/1992	24	1	Georgia Tech	Peachtree City, Ga.	FA-'15
59	Josh Forrest	LB	6-3	255	2/24/1992	24	R	Kentucky	Paducah, Ky.	D6B-'16
62	Louis Trinca-Pasat	DT	6-1	292	9/7/1991	25	1	Iowa	Chicago, Ill.	FA-'15
63	Darrell Williams	T	6-5	301	8/3/1993	23	2	South Florida	Orlando, Fla.	FA-'15



## 2016 RAMS POSITIONAL ROSTER

QUARTERBACKS (3)	POS	HT	WT	DOB	AGE	EXP	COLLEGE	H.S. HOMETOWN	ACQUIRED
14 Mannion, Sean	QB	6-6	233	4/25/1992	24	1	Oregon State	Pleasanton, Calif.	D3B-'15
16 Goff, Jared	QB	6-4	215	10/14/1994	22	R	California	Novato, Calif.	D1-'16
17 Keenum, Case	QB	6-1	205	2/17/1988	28	4	Houston	Abilene, Texas	T(HOU)-'15
RUNNING BACKS (4)									
23 Cunningham, Benny	RB	5-10	217	7/7/1990	26	4	Middle Tennessee	Nashville, Tenn.	FA-'13
30 Gurley, Todd	RB	6-1	227	8/3/1994	22	2	Georgia	Tarboro, N.C.	D1-'15
34 Reynolds, Chase	RB	6-0	205	10/22/1987	29	4	Montana	Drummond, Mont.	FA-'11
39 Brown, Malcolm	RB	5-11	224	5/15/1993	23	1	Texas	Cibolo, Texas	FA-'15
WIDE RECEIVERS (6)									
10 Cooper, Pharoh	WR	5-11	207	3/7/1995	21	R	South Carolina	Havelock, N.C.	D4B-'16
11 Austin, Tavon	WR	5-8	176	3/15/1990	26	4	West Virginia	Baltimore, Md.	D1A-'13
13 Thomas, Michael	WR	6-1	200	8/16/1994	22	R	Southern Mississippi	Chicago, Ill.	D6C-'16
15 Marquez, Bradley	WR	5-10	196	12/14/1992	23	2	Texas Tech	Odessa, Texas	FA-'15
18 Britt, Kenny	WR	6-3	223	9/18/1988	28	8	Rutgers	Bayonne, N.J.	UFA(TEN)-'14
83 Quick, Brian	WR	6-3	218	6/5/1989	27	5	Appalachian State	Columbia, S.C.	D2A-'12
TIGHT ENDS (4)									
46 Harkey, Cory	TE	6-4	259	6/17/1990	26	5	UCLA	Chino Hills, Calif.	FA-'12
84 Hemingway, Temarrick	TE	6-5	210	7/30/1993	23	R	South Carolina State	Loris, S.C.	D6A-'16
88 Kendricks, Lance	TE	6-3	250	1/30/1988	28	6	Wisconsin	Milwaukee, Wisc.	D2-'11
89 Higbee, Tyler	TE	6-6	250	1/1/1993	23	R	Western Kentucky	Clearwater, Fla.	D4A-'16
OFFENSIVE LINE (9)									
61 Barnes, Tim	C	6-4	306	5/14/1988	28	5	Missouri	Longwood, Mo.	FA-'11
64 Donnal, Andrew	T	6-6	316	3/3/1992	24	2	Iowa	Monclova, Ohio	D4-'15
65 Rhaney, Demetrius	C/G	6-2	301	6/22/1992	24	2	Tennessee State	Ft. Lauderdale, Fla.	D7D-'14
68 Brown, Jamon	G	6-4	323	3/15/1993	23	2	Louisville	Fern Creek, Ky.	D3A-'15
69 Wichmann, Cody	G	6-5	319	3/2/1992	24	2	Fresno State	Mariposa, Calif.	D6B-'15
72 Murphy, Pace	OT	6-6	308	3/2/1994	22	R	NW Louisiana	Houston, Texas	FA-'16
73 Robinson, Greg	T	6-5	332	10/21/1992	24	3	Auburn	Thibodaux, La.	D1A-'14
76 Saffold, Rodger	G	6-5	332	6/6/1988	28	7	Indiana	Bedford, Ohio	D2-'10
79 Rob Havenstein	T	6-8	321	5/13/1992	24	2	Wisconsin	Mount Airy, Md.	D2-'15
DEFENSIVE LINE (9)									
90 Brockers, Michael	DT	6-5	326	12/21/1990	25	5	LSU	Houston, Texas	D1-'12
91 Easley, Dominique	DT	6-2	285	4/28/1992	24	3	Florida	Staten Island, N.Y.	FA-'16
92 Thomas, Cam	DT	6-4	330	12/12/1986	29	7	North Carolina	Eagle Springs, S.C.	FA-'16
93 Westbrook, Ethan	DL	6-4	267	11/15/1990	26	3	West Texas A&M	Oakland, Calif.	FA-'14
94 Quinn, Robert	DE	6-4	264	5/18/1990	26	6	North Carolina	Ladson, S.C.	D1-'11
95 Hayes, William	DE	6-3	278	5/2/1985	31	9	Winston-Salem State	High Point, N.C.	UFA (TEN)-'12
96 Longacre, Matt	DE	6-3	260	9/21/1991	25	2	Northwest Missouri St.	Omaha, Nebr.	FA-'15
97 Sims, Eugene	DE	6-6	269	3/18/1986	30	7	West Texas A&M	Mt. Olive, Miss.	D6B-'10
99 Donald, Aaron	DT	6-1	285	5/23/1991	25	3	Pittsburgh	Pittsburgh, Pa.	D1B-'14
LINEBACKERS (5)									
26 Barron, Mark	LB/S	6-2	213	10/27/1989	27	5	Alabama	Mobile, Ala.	T(TB)-'14
52 Ogletree, Alec	LB	6-2	245	9/25/1991	25	4	Georgia	Newnan, Ga.	D1B-'13
54 Hager, Bryce	LB	6-1	235	5/4/1992	24	2	Baylor	Austin, Texas	D7A-'15
55 Grigsby, Nicholas	LB	6-2	230	7/2/1992	24	R	Pittsburgh	Trotwood, Ohio	FA-'16
58 Littleton, Cory	LB	6-3	227	11/18/1993	23	R	Washington	Spring Valley, Calif.	FA-'16
SECONDARY (10)									
20 Joyner, Lamarcus	DB	5-8	184	11/27/1990	26	3	Florida State	Ft. Lauderdale, Fla.	D2-'14
21 Steve Williams	CB	5-10	188	3/7/1991	25	3	California	Dallas, Texas	FA-'16
22 Johnson, Trumaine	CB	6-2	208	1/1/1990	26	5	Montana	Stockton, Calif.	D3-'12
24 Countess, Blake	DB	5-10	185	8/8/1993	23	R	Auburn	Owings Mills, MD	FA-'16
25 McDonald, T.J.	S	6-2	217	1/26/1991	25	4	USC	Fresno, Calif.	D3A-'13
31 Alexander, Maurice	S	6-1	220	2/16/1991	25	3	Utah State	St. Louis, Mo.	D4-'14
33 Gaines, E.J.	CB	5-10	190	2/23/1992	24	2	Missouri	Independence, Mo.	D6A-'14
35 Jordan, Michael	CB	6-1	200	10/21/1992	24	R	Missouri Western	St. Louis, Mo.	FA-'16
38 Davis, Cody	S	6-1	206	6/6/1989	27	4	Texas Tech	Stephenville, Texas	FA-'13
41 Christian, Marqui	DB	6-1	205	10/27/1994	22	R	Midwestern State	Spring, Texas	W(AZ) - '16
SPECIALISTS (3)									
4 Zuerlein, Greg	K	6-0	196	12/27/1987	28	5	Missouri Western	Lincoln, Nebr.	D6-'12
6 Hekker, Johnny	P	6-5	236	2/8/1990	26	5	Oregon State	Bothell, Wash.	FA-'12
44 McQuaide, Jake	LS	6-2	244	12/7/1987	28	6	Ohio State	Cincinnati, Ohio	FA-'11



## 2016 RAMS TRANSACTIONS

DATE	NAME	MOVE	DATE	NAME	MOVE
Jan. 5	G David Arkin	Signed to Reserve/Future List	August 28	S Michael Caputo	Released
Jan. 5	TE Justice Cunningham	Signed to Reserve/Future List	August 28	DT Zach Colvin	Released
Jan. 5	LB Zack Hodges	Signed to Reserve/Future List	August 28	LB Darreon Herring	Released
Jan. 5	FB Zach Laskey	Signed to Reserve/Future List	August 28	LS Jeff Overbaugh	Released
Jan. 5	WR Deon Long	Signed to Reserve/Future List	August 28	WR David Richards	Released
Jan. 5	LB Matt Wells	Signed to Reserve/Future List	August 28	QB Dylan Thompson	Released
Feb. 9	QB Kain Colter	Signed to Reserve/Future List	August 29	OL Brian Folkerts	Released
Feb. 19	TE Jared Cook	Released	August 29	FB Zach Laskey	Released
Feb. 19	DE Chris Long	Released	August 29	WR Marquez North	Released
Feb. 19	LB James Laurinaitis	Released	August 29	TE Jake Stoneburner	Released
Mar. 9	DB Cody Davis	Re-Signed	August 29	OL Jordan Swindle	Released
Mar. 9	OL Brian Folkerts	Re-Signed	August 29	DB Jordan Lomax	Released
Mar. 9	C Tim Barnes	Re-Signed	September 2	T Isaiah Battle	Released
Mar. 9	CB Trumaine Johnson	Re-Signed (franchise tender)	September 2	LB Brandon Chubb	Released
Mar. 10	WR Brian Quick	Re-Signed	September 2	TE Justice Cunningham	Released
Mar. 13	LB/S Mark Barron	Re-Signed	September 2	DT Morgan Fox	Released
Mar. 13	DE Eugene Sims	Re-Signed	September 2	DB Rohan Gaines	Released
Mar. 14	CB Coty Sensabaugh	Signed	September 2	RB Aaron Green	Released
Mar. 15	TE Cory Harkey	Re-Signed	September 2	WR Austin Hill	Released
Mar. 16	DE William Hayes	Re-Signed	September 2	CB Michael Jordan	Released
Apr. 18	QB Case Keenum	Re-Signed	September 2	C Eric Kush	Released
Apr. 18	RB Chase Reynolds	Re-Signed	September 2	LB Cameron Lynch	Released
Apr. 18	K Greg Zuerlein	Re-Signed	September 2	RB Terrence Magee	Released
May 3	CB Eric Patterson	Waived	September 2	WR Paul McRoberts	Released
May 6	K Taylor Bertolet	Signed	September 2	DE Ian Seau	Released
May 6	LB Brandon Chubb	Signed	September 2	DB Jabriel Washington	Released
May 6	DL Morgan Fox	Signed	September 2	WR Duke Williams	Released
May 6	RB Aaron Green	Signed	September 2	OL Darrell Williams	Placed On Injured Reserve
May 6	DB Rohan Gaines	Signed	September 3	DB Christian Bryant	Released
May 6	LB Nick Grigsby	Signed	September 3	DB Jordan Kovacs	Released
May 6	LB Darreon Herring	Signed	September 3	DB Marcus Roberson	Released
May 6	WR Michael Jordan	Signed	September 3	LB Akeem Ayers	Released
May 6	LB Cory Littleton	Signed	September 3	DT Cam Thomas	Released
May 6	DB Jordan Lomax	Signed	September 3	OL Garrett Reynolds	Placed On Injured Reserve
May 6	WR Paul McRoberts	Signed	September 4	T Isaiah Battle	Signed to Practice Squad
May 6	OL Pace Murphy	Signed	September 4	LB Brandon Chubb	Signed to Practice Squad
May 6	WR Marquez North	Signed	September 4	DE Morgan Fox	Signed to Practice Squad
May 6	DL Kache Palacio	Signed	September 4	RB Aaron Green	Signed to Practice Squad
May 6	DB Brian Randolph	Signed	September 4	DB Michael Jordan	Signed to Practice Squad
May 6	DL Ian Seau	Signed	September 4	RB Terrence Magee	Signed to Practice Squad
May 6	WR Nelson Spruce	Signed	September 4	WR Paul McRoberts	Signed to Practice Squad
May 6	OL Jordan Swindle	Signed	September 5	DB Blake Countess	Signed to Practice Squad
May 9	WR Isiah Ferguson	Waived	September 5	DB Isaiah Johnson	Signed to Practice Squad
May 9	WR J.J. Worton	Signed	September 5	TE Bryce Williams	Signed to Practice Squad
May 10	DB Winston Rose	Waived	September 6	OL David Arkin	Waived
May 10	WR Nick Toon	Waived	September 6	DT Cam Thomas	Signed
May 10	DB Jabriel Washington	Signed	September 8	RB Terrence Magee	Released from Practice Squad
May 10	WR Duke Williams	Signed	September 8	OL David Arkin	Signed to Practice Squad
May 18	DL Kache Palacio	Waived	September 8	LB Nicholas Grigsby	Waived
May 18	DT Dominique Easley	Signed	September 8	CB Steve Williams	Signed
June 7	WR Kain Colter	Waived	September 9	OL Garrett Reynolds	Injury Settlement
June 7	LB Zack Hodges	Waived	September 11	LB Brandon Chubb	Released from Practice Squad
June 7	DT Doug Worthington	Waived	September 11	LB Nicholas Grigsby	Signed to Practice Squad
June 7	WR Stedman Bailey	Reserve/Non-Football Injury	September 23	CB Steve Williams	Waived
June 7	TE Benson Browne	Signed	September 23	DB Isaiah Johnson	Signed from Practice Squad to Active Roster
June 7	RB Terrence Magee	Signed	September 27	DE Lynden Trail	Signed to Practice Squad
June 7	DT Cam Thomas	Signed	September 28	DB Isaiah Johnson	Waived
June 7	QB Dylan Thompson	Signed	September 28	DB Marqui Christian	Claimed Off Waivers From Arizona
June 9	WR Pharoh Cooper	Signed	October 1	DE Lynden Trail	Released from Practice Squad
June 9	LB Josh Forrest	Signed	October 1	DB Isaiah Johnson	Signed to Practice Squad
June 9	QB Jared Goff	Signed	October 8	CB Coty Sensabaugh	Released
June 9	TE Temarrick Hemingway	Signed	October 8	DE Morgan Fox	Signed from Practice Squad to Active Roster
June 9	TE Tyler Higbee	Signed	October 11	DE Morgan Fox	Waived
June 9	WR Mike Thomas	Signed	October 11	DB Dwayne Gratz	Claimed Off Waivers From Jacksonville
June 9	DT Louis Trinca-Pasat	Waived/Injured	October 12	DE Morgan Fox	Signed to Practice Squad
June 9	LS Jeff Overbaugh	Signed	November 17	WR Nelson Spruce	Placed On Injured Reserve
June 24	LB Matt Wells	Waived	November 17	CB Blake Countess	Signed from Practice Squad to Active Roster
June 24	WR J.J. Worton	Waived	November 17	DE Lenny Jones	Signed to Practice Squad
July 27	QB Nick Foles	Released	November 22	DB Dwayne Gratz	Waived
July 27	T Rob Havenstein	Active/PUP	November 22	CB Troy Hill	Waived
July 31	WR Deon Long	Released	November 22	LB Nicholas Grigsby	Signed from Practice Squad to Active Roster
August 1	WR Austin Hill	Signed	November 22	CB Michael Jordan	Signed from Practice Squad to Active Roster
August 1	WR David Richards	Signed	November 22	LB Randell Johnson	Signed to Practice Squad
August 3	TE Jake Stoneburner	Signed	November 22	CB Steve Williams	Signed
August 4	DB Jordan Kovacs	Signed	November 23	CB Troy Hill	Signed to Practice Squad
August 9	DT Zach Colvin	Signed			
August 15	S Brian Randolph	Waived/Injured			
August 15	S Michael Caputo	Signed			
August 28	K Taylor Bertolet	Released			
August 28	TE Benson Browne	Released			



## HOW THE 2016 RAMS WERE BUILT

	DRAFTEES (29)	FREE AGENTS (21)	TRADES/WAIVERS (3)
<b>2016</b>	QB Jared Goff (1) TE Tyler Higbee (4a) WR Pharoh Cooper (4b) TE Temarrick Hemingway (6a) WR Michael Thomas (6c)	DT Dominique Easley (FA) LB Cory Littleton (UDFA) OT Pace Murphy (UDFA) CB Blake Countess (UDFA) DT Cam Thomas (FA) LB Nicholas Grigsby (UDFA) CB Michael Jordan (UDFA) CB Steve Williams (FA)	DB Marqui Christian (W-AZ)
<b>2015</b>	RB Todd Gurley (1) T Rob Havenstein (2) G Jamon Brown (3a) QB Sean Mannion (3b) T Andrew Donnal (4) G Cody Wichmann (6b) LB Bryce Hager (7a)	RB Malcolm Brown (UDFA) DE Matt Longacre (UDFA) WR Bradley Marquez (UDFA)	QB Case Keenum (T-HOU)
<b>2014</b>	T Greg Robinson (1a) DT Aaron Donald (1b) DB Lamarcus Joyner (2) S Maurice Alexander (4) CB E.J. Gaines (6a) C/G Demetrius Rhaney (7d)	WR Kenny Britt (UFA-TEN) DL Ethan Westbrooks (UDFA) RB Benny Cunningham (UDFA) S Cody Davis (UDFA)	LB/S Mark Barron (T-TB)
<b>2013</b>	WR Tavon Austin (1a) LB Alec Ogletree (1b) S T.J. McDonald (3a)	TE Cory Harkey (UDFA) DE William Hayes (UFA-TEN) P Johnny Hekker (UDFA)	
<b>2012</b>	DT Michael Brockers (1) WR Brian Quick (2a) CB Trumaine Johnson (3) K Greg Zuerlein (6)	C Tim Barnes (FA) LS Jake McQuaide (UDFA) RB Chase Reynolds (UDFA)	
<b>2011</b>	DE Robert Quinn (1) TE Lance Kendricks (2)		
<b>2010</b>	OL Rodger Saffold (2) DE Eugene Sims (6b)		

FA - Free Agent; UFA - Unrestricted Free Agent; UDFA - Undrafted Free Agent; RFA - Restricted Free Agent; W - Waivers; T- Trade







## 2016 RAMS STATS

### Won 4, Lost 7

9/12	L	28-0	at San Francisco 49ers
9/18	W	9-3	vs. Seattle Seahawks
9/25	W	37-32	at Tampa Bay Buccaneers
10/2	W	17-13	at Arizona Cardinals
10/9	L	30-13	Buffalo Bills
10/16	L	31-28	at Detroit Lions
10/23	L	17-10	New York Giants (London)
11/6	L	13-10	Carolina Panthers
11/13	W	9-6	at New York Jets
11/20	L	14-10	Miami Dolphins
11/27	L	49-21	at New Orleans Saints

Rushing	No.	Yds	Avg	Long	TD
T.Gurley	200	641	3.2	24t	4
B.Cunningham	20	102	5.1	24	0
T.Austin	19	91	4.8	14	0
C.Keenum	20	51	2.6	13	1
M.Brown	7	16	2.3	5	0
J.Goff	4	11	2.8	6	0
B.Marquez	1	2	2.0	2	0
<b>Rams</b>	<b>271</b>	<b>914</b>	<b>3.4</b>	<b>24t</b>	<b>5</b>
<b>Opponents</b>	<b>287</b>	<b>1,235</b>	<b>4.3</b>	<b>61</b>	<b>8</b>

Receiving	No.	Yds	Avg	Long	TD
K.Britt	54	788	14.6	47	4
T.Austin	44	401	9.1	43t	3
L.Kendricks	41	420	10.2	44	2
B.Quick	30	445	14.8	65t	3
T.Gurley	30	241	8.0	33	0
B.Cunningham	16	91	5.7	12	0
T.Higbee	5	41	8.2	31	0
B.Marquez	3	37	12.3	13	0
P.Cooper	3	19	6.3	10	0
M.Brown	2	34	17.0	26	0
<b>Rams</b>	<b>228</b>	<b>2,517</b>	<b>11.0</b>	<b>65t</b>	<b>12</b>
<b>Opponents</b>	<b>258</b>	<b>2,664</b>	<b>10.3</b>	<b>61</b>	<b>20</b>

Total First Downs	Rams	Opponent
Rushing	50	68
Passing	115	131
Penalty	17	27
3rd Down: Made/Att	51/148	57/146
3rd Down Pct.	34.5%	39.0%
4th Down: Made/Att	5/12	7/8
4th Down Pct.	41.7%	87.5%
<b>Possession Avg.</b>	<b>29:39</b>	<b>30:21</b>
<b>Total Net Yards</b>	<b>3,246</b>	<b>3,738</b>
Avg. Per Game	295.1	339.8
Total Plays	674	710
Avg. Per Play	4.8	5.3
<b>Net Yards Rushing</b>	<b>914</b>	<b>1,235</b>
Avg. Per Game	83.1	112.3
Total Rushes	271	287
<b>Net Yards Passing</b>	<b>2,332</b>	<b>2,503</b>
Avg. Per Game	212.0	227.5
Sacked/Yards Lost	27/185	22/161
Gross Yards	2,517	2,664
Attempts/Completions	376/228	401/258
Completion Pct.	60.6%	64.3%
Had Intercepted	12	6
<b>Punts/Average</b>	<b>64/46.7</b>	<b>66/45.8</b>
<b>Net Punting Avg.</b>	<b>44.9</b>	<b>40.1</b>
<b>Penalties/Yards</b>	<b>89/774</b>	<b>67/597</b>
<b>Fumbles/Ball Lost</b>	<b>13/5</b>	<b>14/7</b>
<b>Touchdowns</b>	<b>18</b>	<b>31</b>
Rushing	5	8
Passing	12	20
Returns	1	3

Interceptions	No.	Yds	Avg	Long	TD
M.Barron	2	8	4.0	7	0
A.Ogletree	1	7	7.0	7	0
T.McDonald	1	0	0.0	0	0
M.Alexander	1	0	0.0	0	0
T.Johnson	1	0	0.0	0	0
<b>Rams</b>	<b>6</b>	<b>15</b>	<b>2.5</b>	<b>7</b>	<b>0</b>
<b>Opponents</b>	<b>12</b>	<b>149</b>	<b>12.4</b>	<b>44t</b>	<b>3</b>

Punting	No	Yds	Avg	Net	TB	In	Lg	B
J.Hekker	64	2,989	46.7	44.9	1	35	78	0
<b>Rams</b>	<b>64</b>	<b>2,989</b>	<b>46.7</b>	<b>44.9</b>	<b>1</b>	<b>35</b>	<b>78</b>	<b>0</b>
<b>Opponents</b>	<b>66</b>	<b>3022</b>	<b>45.8</b>	<b>40.1</b>	<b>6</b>	<b>21</b>	<b>61</b>	<b>0</b>

Punt Returns	Ret	FC	Yds	Avg	Long	TD
T.Austin	29	14	260	9.0	47	0
P.Cooper	1	2	-3	-3.0	0	0
<b>Rams</b>	<b>30</b>	<b>16</b>	<b>257</b>	<b>8.6</b>	<b>47</b>	<b>0</b>
<b>Opponents</b>	<b>21</b>	<b>27</b>	<b>94</b>	<b>4.5</b>	<b>19</b>	<b>0</b>

Kickoff Returns	No.	Yds	Avg	Long	TD
B.Cunningham	18	507	28.2	61	0
M.Thomas	3	62	20.7	22	0
P.Cooper	1	23	23.0	23	0
T.Austin	1	5	5.0	5	0
C.Reynolds	1	0	0.0	0	0
C.Davis	0	15	0	15	0
<b>Rams</b>	<b>24</b>	<b>612</b>	<b>25.5</b>	<b>61</b>	<b>0</b>
<b>Opponents</b>	<b>15</b>	<b>295</b>	<b>19.7</b>	<b>27</b>	<b>0</b>

Field Goals	1-19	20-29	30-39	40-49	50+
G.Zuerlein	0/0	5/5	6/6	2/3	2/4
<b>Rams</b>	<b>0/0</b>	<b>5/5</b>	<b>6/6</b>	<b>2/3</b>	<b>2/4</b>
<b>Opponents</b>	<b>0/0</b>	<b>5/5</b>	<b>3/3</b>	<b>0/2</b>	<b>0/0</b>

**Fumbles Lost:** K. Britt 1, C. Keenum 1, J. Goff, L. Kenricks 1, T. Gurley 1 **Total: 4**

**Opponent Fumble Recoveries:** E.Sims 1, M.Barron 1, T.Johnson 1, A.Ogletree 1, E.Westbrooks 1, E.Gaines 1, J.Forrest 1 **Total: 7**

Score By Periods	Q1	Q2	Q3	Q4	OT	Pts
Rams	57	44	23	46	0	170
Opponents	41	87	31	77	0	236

Scoring	TD	Ru	Pa	Rt	PAT	FG	2Pt	Pts
G.Zuerlein	0	0	0	0	17/17	15/18	0	62
K.Britt	4	0	4	0	0/0	0/0	0	24
T.Gurley	4	4	0	0	0/0	0/0	0	24
B.Quick	3	0	3	0	0/0	0/0	0	18
T.Austin	3	0	3	0	0/0	0/0	0	18
L.Kendricks	2	0	2	0	0/0	0/0	0	12
C.Keenum	1	1	0	0	0/0	0/0	0	6
E.Westbrooks	1	0	0	1	0/0	0/0	0	6
<b>Rams</b>	<b>18</b>	<b>5</b>	<b>12</b>	<b>1</b>	<b>17/17</b>	<b>15/18</b>	<b>0</b>	<b>170</b>
<b>Opponents</b>	<b>31</b>	<b>8</b>	<b>20</b>	<b>3</b>	<b>26/29</b>	<b>8/10</b>	<b>0</b>	<b>236</b>

2-Pt. Conversions: Rams 0/1, Opponents: 0/2  
 Sacks: A.Donald 6.0, R.Quinn 4.0, D.Easley 2.5, W.Hayes 2.0, E.Sims 1.5, L. Joyner 1.0, M.Alexander 1.0, M.Barron 1.0, T.McDonald 1.0, E.Westbrooks 1.0, C.Thomas 1.0.  
**Team: 22.0, Opponents: 27.0**

Passing	Att	Cmp	Yds	Cmp%	Yds/Att	TD	TD%	Int	Int%	Long	Sack /Lost	Rating
C.Keenum	313	191	2169	61.0%	6.9	9	2.9%	11	3.5%	65t	23/140	76.7
J.Goff	63	37	348	58.7%	5.5	3	4.8%	1	1.6%	31	4/45	83.3
<b>Rams</b>	<b>376</b>	<b>228</b>	<b>2517</b>	<b>60.6%</b>	<b>6.7</b>	<b>12</b>	<b>3.2%</b>	<b>12</b>	<b>3.2%</b>	<b>65t</b>	<b>27/185</b>	<b>77.8</b>
<b>Opponents</b>	<b>401</b>	<b>258</b>	<b>2664</b>	<b>64.3%</b>	<b>6.6</b>	<b>20</b>	<b>5.0%</b>	<b>6</b>	<b>1.5%</b>	<b>61</b>	<b>22/161</b>	<b>93.8</b>



---

## 2016 RAMS DEFENSIVE STATS

---

Based on coaches' film review

<b>Player</b>	<b>Total</b>	<b>Solo</b>	<b>Asst.</b>	<b>Sacks</b>	<b>Yards</b>	<b>QBP</b>	<b>QB Hits</b>	<b>INT</b>	<b>PD</b>	<b>FF</b>	<b>FR</b>
Alec Ogletree	125	96	29	0.0	0.0	3	4	1	9	1	1
Mark Barron	110	89	21	1.0	8.0	3	4	2	7	0	1
T.J. McDonald	61	42	19	1.0	6.0	0	2	1	8	1	0
Lamarcus Joyner	55	47	8	1.0	7.0	0	0	0	8	1	0
Maurice Alexander	49	33	16	1.0	9.0	12	1	1	5	0	0
E.J. Gaines	45	35	10	0.0	0.0	0	1	0	7	0	0
Aaron Donald	42	28	14	6.0	45.0	37	19	0	4	2	0
William Hayes	41	20	21	2.0	14.0	14	6	0	0	0	0
Troy Hill	37	34	3	0.0	0.0	0	0	0	3	0	0
Trumaine Johnson	37	34	3	0.0	0.0	0	0	1	11	0	2
Dominique Easley	37	15	22	2.5	16.5	15	6	0	1	2	0
Michael Brockers	37	19	18	0.0	0.0	5	2	0	1	0	0
Eugene Sims	36	15	21	1.5	12.5	8	3	0	0	0	1
Ethan Westbrooks	33	16	17	1.0	5.0	19	10	0	2	0	1
Cam Thomas	28	15	13	0.0	0.0	11	2	0	0	0	0
Josh Forrest	16	10	6	0.0	0.0	0	0	0	1	0	1
Matt Longacre	13	4	9	0.0	0.0	4	3	0	0	0	0
Robert Quinn	12	5	7	4.0	33.0	12	8	0	2	2	0
Coty Sensabaugh	8	8	0	0.0	0.0	0	0	0	0	0	0
Cody Davis	8	4	4	0.0	0.0	0	0	0	1	0	0
Cory Littleton	3	1	2	0.0	0.0	0	0	0	0	0	0
<b>Totals</b>	<b>833</b>	<b>570</b>	<b>263</b>	<b>21.0</b>	<b>156.0</b>	<b>143</b>	<b>71</b>	<b>6</b>	<b>70</b>	<b>9</b>	<b>7</b>

---

## 2016 RAMS SPECIAL TEAMS TACKLES

---

Based on coaches' film review

<b>Player</b>	<b>Tackles</b>
Chase Reynolds	7
Bryce Hager	7
Cody Davis	7
Bradley Marquez	7
Cory Littleton	6
Josh Forrest	4
Benny Cunningham	3
Marqui Christian	3
Mark Barron	3
Malcolm Brown	2
Michael Thomas	2
Jake McQuaide	1
Troy Hill	1





***MISCELLANEOUS  
STATS***

## 2016 TEAM STATISTICS | LOS ANGELES RAMS

	@SF	SEA	@TB	@ARI	BUF	@DET	NYG	CAR	@NYJ	MIA	@NO	@NE	ATL	@SEA	SF	ARI
<b>SCORING SUMMARY</b>																
1st Qtr.	0	3	10	7	3	7	10	0	3	7	7	-	-	-	-	-
2nd Qtr.	0	3	7	3	10	7	0	0	0	0	14	-	-	-	-	-
3rd Qtr.	0	0	7	0	3	7	0	0	3	3	0	-	-	-	-	-
4th Qtr.	0	3	13	7	3	7	0	10	3	0	0	-	-	-	-	-
OT	0	0	0	0	0	0	0	0	0	0	0	-	-	-	-	-
<b>FIRST DOWNS</b>																
T	10	17	18	12	23	23	20	18	16	12	13	-	-	-	-	-
R	4	3	8	1	9	5	4	3	6	3	4	-	-	-	-	-
PA	6	10	8	10	11	16	15	15	10	6	8	-	-	-	-	-
PE	0	4	2	1	3	2	1	0	0	3	1	-	-	-	-	-
<b>TOTAL OFFENSE</b>																
Yds	185	283	320	288	345	387	345	339	280	227	247	-	-	-	-	-
R	65	64	137	41	102	76	74	59	125	102	69	-	-	-	-	-
P	120	219	183	247	243	311	271	280	155	125	178	-	-	-	-	-
Sacks (Yds.)	2(10)	30(20)	1(7)	2(19)	4(28)	1(5)	3(20)	4(16)	3(10)	1(9)	3(36)	-(-)	-(-)	-(-)	-(-)	-(-)
<b>PASSING</b>																
Att.	17	30	26	30	31	32	53	46	30	31	32	-	-	-	-	-
Cmp.	35	18	14	18	21	27	32	27	17	17	20	-	-	-	-	-
Int.	2	0	1	0	2	1	4	1	0	0	1	-	-	-	-	-
<b>INTs BY RAMS</b>																
No.	0	0	1	3	0	0	0	0	1	1	0	-	-	-	-	-
Yds.	0	0	7	1	0	0	0	0	7	0	0	-	-	-	-	-
Lg.	0	0	7	1	0	0	0	0	7	0	0	-	-	-	-	-
TD.	0	0	0	0	0	0	0	0	0	0	0	-	-	-	-	-
<b>PUNT</b>																
No.	10	6	5	6	2	2	7	5	7	8	6	-	-	-	-	-
Yds.	431	237	256	277	109	94	320	243	362	364	294	-	-	-	-	-
Avg.	43.1	39.5	51.2	46.2	54.5	47.0	45.7	48.6	51.7	45.5	49.0	-	-	-	-	-
<b>PUNT RETURNS</b>																
No.	4	3	2	1	2	1	3	4	4	5	1	-	-	-	-	-
Yds.	38	15	12	47	2	2	28	40	38	27	8	-	-	-	-	-
FC	3	1	2	1	0	1	1	1	3	2	1	-	-	-	-	-
Lg.	28	15	8	47	5	2	19	19	15	12	8	-	-	-	-	-
TD	0	0	0	0	0	0	0	0	0	0	0	-	-	-	-	-
<b>KO RETURNS</b>																
No.	2	0	2	1	4	2	3	1	1	2	6	-	-	-	-	-
Yds.	59	0	49	26	85	39	62	25	18	86	163	-	-	-	-	-
Lg.	32	0	44	26	23	22	25	15	18	44	61	-	-	-	-	-
TD.	0	0	0	0	0	0	0	0	0	0	0	-	-	-	-	-
<b>PENALTIES</b>																
No.	10	9	8	9	6	8	8	10	7	8	6	-	-	-	-	-
Yds.	102	78	69	84	40	62	43	109	55	70	62	-	-	-	-	-
<b>FUMBLES</b>																
No.	0	0	1	1	2	1	4	1	1	1	1	-	-	-	-	-
Lost	0	0	1	1	1	0	0	0	0	1	1	-	-	-	-	-
<b>SCORING</b>																
TDs	0	0	5	2	1	4	1	1	0	1	3	-	-	-	-	-
R	0	0	2	0	1	1	0	0	0	1	0	-	-	-	-	-
P	0	0	2	2	0	3	1	1	0	0	3	-	-	-	-	-
RT	0	0	1	0	0	0	0	0	0	0	0	-	-	-	-	-
PAT (Made/Att)	0/0	0/0	4/4	2/2	1/1	4/4	1/1	1/1	0/0	1/1	3/3	-	-	-	-	-
2 PT (Made/Att)	0/0	0/0	0/1	0/0	0/0	0/0	0/0	0/0	0/0	0/0	0/0	-	-	-	-	-
FG (Made/Att)	0/0	3/3	1/1	1/1	4/4	0/0	1/1	1/3	3/3	1/2	0/0	-	-	-	-	-



## 2016 TEAM STATISTICS | OPPONENTS

	@SF	SEA	@TB	@ARI	BUF	@DET	NYG	CAR	@NYJ	MIA	@NO	@NE	ATL	@SEA	SF	ARI
<b>SCORING SUMMARY</b>																
1st Qtr.	7	0	6	0	7	7	0	7	0	0	7	-	-	-	-	-
2nd Qtr.	7	3	14	10	9	7	10	0	6	0	21	-	-	-	-	-
3rd Qtr.	0	0	0	3	7	7	0	0	0	0	14	-	-	-	-	-
4th Qtr.	14	0	12	0	7	10	7	6	0	14	7	-	-	-	-	-
OT	-	0	0	0	0	0	0	0	0	0	0	-	-	-	-	-
<b>FIRST DOWNS</b>																
T	28	17	30	26	15	20	13	16	17	17	27	-	-	-	-	-
R	11	4	6	6	8	6	4	3	6	5	9	-	-	-	-	-
PA	10	10	21	17	6	12	9	11	8	10	17	-	-	-	-	-
PE	7	3	3	3	1	2	0	2	3	2	1	-	-	-	-	-
<b>TOTAL OFFENSE</b>																
Yds	320	306	472	420	305	348	232	244	296	240	555	-	-	-	-	-
R	150	67	83	118	193	83	36	59	139	98	209	-	-	-	-	-
P	170	239	389	302	112	265	196	185	157	142	346	-	-	-	-	-
Sacks (Yds.)	0(0)	2(15)	2(16)	3(23)	2(12)	1(10)	0(0)	5(40)	1(6)	4(30)	2(14)	-(-)	-(-)	-(-)	-(-)	-(-)
<b>PASSING</b>																
Att.	22	35	58	47	23	31	37	32	32	34	37	-	-	-	-	-
Cmp.	35	22	36	27	12	23	24	20	19	24	29	-	-	-	-	-
Int.	0	0	1	3	0	0	0	0	1	1	0	-	-	-	-	-
<b>INTs BY OPPONENT</b>																
No.	2	0	1	0	2	1	4	1	0	0	1	-	-	-	-	-
Yds.	5	0	38	0	44	0	62	0	0	0	0	-	-	-	-	-
Lg.	5	0	38	0	41	0	44t	0	0	0	0	-	-	-	-	-
TD.	0	0	0	0	1	0	1	0	0	0	0	-	-	-	-	-
<b>PUNT</b>																
No.	7	7	4	4	6	2	8	6	8	10	4	-	-	-	-	-
Yds.	319	309	191	169	276	104	398	282	342	453	179	-	-	-	-	-
Avg.	45.6	44.1	47.8	42.3	46.0	52.0	49.8	47.0	42.8	45.3	44.8	-	-	-	-	-
<b>PUNTS RETURNS</b>																
No.	2	0	2	3	2	1	4	0	4	1	2	-	-	-	-	-
Yds.	11	0	26	23	-2	4	11	0	10	1	8	-	-	-	-	-
FC	7	6	1	2	0	1	0	2	2	3	3	-	-	-	-	-
Lg.	7	0	13	19	0	4	7	0	10	1	8	-	-	-	-	-
TD	0	0	0	0	0	0	0	0	0	0	0	-	-	-	-	-
<b>KO RETURNS</b>																
No.	0	1	0	2	4	2	0	1	3	1	1	-	-	-	-	-
Yds.	0	20	0	38	90	44	0	8	59	18	18	-	-	-	-	-
Lg.	0	20	0	25	27	27	0	8	23	18	18	-	-	-	-	-
TD.	0	0	0	0	0	0	0	0	0	0	0	-	-	-	-	-
<b>PENALTIES</b>																
No.	2	10	9	6	7	7	3	5	4	8	6	-	-	-	-	-
Yds.	10	114	80	45	60	62	33	35	31	82	45	-	-	-	-	-
<b>FUMBLES</b>																
No.	2	3	2	2	1	0	1	0	1	0	2	-	-	-	-	-
Lost	1	1	1	2	0	0	1	0	0	0	1	-	-	-	-	-
<b>SCORING</b>																
TDs	4	0	5	1	4	4	2	1	1	2	7	-	-	-	-	-
R	3	0	1	0	1	0	1	0	0	0	2	-	-	-	-	-
P	1	0	3	1	2	4	0	1	1	2	5	-	-	-	-	-
RT	0	0	1	0	1	0	1	0	0	0	0	-	-	-	-	-
PAT (Made/Att)	4/4	0/0	2/3	1/1	3/4	4/4	2/2	1/1	0/1	2/2	7/7	-	-	-	-	-
2 PT (Made/Att)	0/0	0/0	0/2	0/0	0/0	0/0	0/0	0/0	0/0	0/0	0/0	-	-	-	-	-
FG (Made/Att)	0/0	1/1	0/1	2/2	1/1	1/1	1/1	2/3	0/0	0/0	0/0	-	-	-	-	-



Los Angeles Rams vs San Francisco 49ers  
9/12/2016 at Levi's Stadium

## Ball Possession And Drive Chart

### Los Angeles Rams

#	Time Recd	Time Lost	Time Poss	How Ball Obtained	Drive Began	# Play	Yds Gain	Yds Pen	Net Yds	1st Down	Last Scrm	How Given Up
1	15:00	11:20	3:40	Kickoff	LA 25	8	29	0	29	2	SF 46	Punt
2	8:55	6:42	2:13	Punt	LA 9	3	-4	0	-4	0	LA 5	Punt
3	3:24	1:44	1:40	Kickoff	LA 21	3	6	0	6	0	LA 27	Punt
4	14:10	11:00	3:10	Downs	LA 36	6	24	-15	9	2	LA 45	Interception
5	8:16	5:26	2:50	Kickoff	LA 25	5	29	0	29	1	SF 46	Punt
6	3:17	2:24	0:53	Fumble	LA 39	3	2	0	2	0	LA 41	Punt
7	1:07	0:16	0:51	Punt	LA 39	3	-9	0	-9	0	LA 30	Punt
8	13:04	11:08	1:56	Punt	LA 41	3	4	0	4	0	LA 45	Punt
9	10:16	9:09	1:07	Punt	LA 17	3	5	0	5	0	LA 22	Punt
10	7:36	5:03	2:33	Punt	LA 28	4	19	-10	9	1	LA 37	Punt
11	3:52	1:02	2:50	Punt	SF 38	5	12	0	12	1	SF 26	Interception
12	12:07	11:05	1:02	Kickoff	LA 25	3	6	0	6	0	LA 31	Punt
13	5:14	2:33	2:41	Kickoff	LA 28	10	53	0	53	3	SF 24	Downs
14	0:24	0:00	0:24	Punt	LA 44	1	-1	0	-1	0	LA 44	End of Game

(439) Average LA 31

### San Francisco 49ers

#	Time Recd	Time Lost	Time Poss	How Ball Obtained	Drive Began	# Play	Yds Gain	Yds Pen	Net Yds	1st Down	Last Scrm	How Given Up
1	11:20	8:55	2:25	Punt	SF 18	6	21	0	21	1	SF 39	Punt
2	6:42	3:24	3:18	Punt	SF 48	10	47	5	52	5	* LA 11	Touchdown
3	1:44	14:10	2:34	Punt	SF 23	7	41	0	41	2	LA 34	Downs
4	11:00	8:16	2:44	Interception	SF 41	9	56	3	59	5	* LA 3	Touchdown
5	5:26	3:17	2:09	Punt	SF 10	5	36	15	51	3	50	Fumble
6	2:24	1:07	1:17	Punt	SF 20	3	3	0	3	0	SF 23	Punt
7	0:16	0:00	0:16	Punt	SF 26	1	-1	0	-1	0	SF 26	End of Half
8	15:00	13:04	1:56	Kickoff	SF 25	3	-10	0	-10	0	SF 15	Punt
9	11:08	10:16	0:52	Punt	SF 18	3	3	0	3	0	SF 21	Punt
10	9:09	7:36	1:33	Punt	SF 35	3	-2	0	-2	0	SF 33	Punt
11	5:03	3:52	1:11	Punt	SF 16	3	2	0	2	0	SF 18	Punt
12	1:02	12:07	3:55	Interception	SF 23	10	75	2	77	5	* LA 8	Touchdown
13	11:05	5:14	5:51	Punt	SF 20	11	48	32	80	7	* LA 1	Touchdown
14	2:33	0:24	2:09	Downs	SF 19	3	1	0	1	0	SF 20	Punt

(342) Average SF 24

### \* inside opponent's 20

#### Time of Possession by Quarter

Visitor	Home	1st	2nd	3rd	4th	OT	Total
Los Angeles Rams	San Francisco 49ers	7:33	7:44	8:26	4:07		27:50
San Francisco 49ers	Los Angeles Rams	7:27	7:16	6:34	10:53		32:10

#### Kickoff Drive No.-Start Average

Rams: 5 - LA 25      49ers: 1 - SF 25



**Seattle Seahawks vs Los Angeles Rams**  
**9/18/2016 at Los Angeles Memorial Coliseum**

## Ball Possession And Drive Chart

### Seattle Seahawks

#	Time Recd	Time Lost	Time Poss	How Ball Obtained	Drive Began	# Play	Yds Gain	Yds Pen	Net Yds	1st Down	Last Scrm	How Given Up
1	10:38	8:53	1:45	Kickoff	SEA 25	3	-4	0	-4	0	SEA 21	Punt
2	6:53	14:45	7:08	Punt	SEA 19	14	71	5	76	6	* LA 5	Field Goal
3	13:43	10:23	3:20	Punt	SEA 19	5	24	-10	14	1	SEA 33	Punt
4	8:55	4:19	4:36	Punt	SEA 12	8	20	18	38	2	50	Punt
5	1:04	0:00	1:04	Kickoff	SEA 14	7	35	0	35	2	LA 43	End of Half
6	15:00	10:52	4:08	Kickoff	SEA 25	6	25	0	25	1	50	Punt
7	6:20	3:38	2:42	Punt	SEA 10	5	26	0	26	2	SEA 36	Punt
8	14:10	12:41	1:29	Kickoff	SEA 25	3	4	0	4	0	SEA 29	Punt
9	9:14	6:31	2:43	Punt	SEA 9	7	40	-10	30	2	SEA 39	Punt
10	1:53	0:45	1:08	Punt	SEA 12	4	64	-5	59	1	LA 35	Fumble

(170) Average SEA 17

### Los Angeles Rams

#	Time Recd	Time Lost	Time Poss	How Ball Obtained	Drive Began	# Play	Yds Gain	Yds Pen	Net Yds	1st Down	Last Scrm	How Given Up
1	15:00	10:38	4:22	Kickoff	LA 25	9	39	15	54	3	SEA 21	Field Goal
2	8:53	6:53	2:00	Punt	LA 39	3	15	-10	5	0	LA 44	Punt
3	14:45	13:43	1:02	Kickoff	LA 25	3	4	0	4	0	LA 29	Punt
4	10:23	8:55	1:28	Punt	LA 38	3	9	0	9	0	LA 47	Punt
5	4:19	1:04	3:15	Punt	LA 20	9	70	0	70	3	* SEA 10	Field Goal
6	10:52	6:20	4:32	Punt	LA 5	8	45	0	45	2	50	Punt
7	3:38	14:10	4:28	Punt	LA 13	9	63	-5	58	3	SEA 29	Field Goal
8	12:41	9:14	3:27	Punt	LA 32	5	3	19	22	2	SEA 46	Punt
9	6:31	1:53	4:38	Punt	LA 11	10	37	10	47	3	SEA 42	Punt
10	0:45	0:00	0:45	Fumble	LA 29	2	-2	15	13	1	LA 43	End of Game

(237) Average LA 24

**\* inside opponent's 20**

**Time of Possession by Quarter**

	1st	2nd	3rd	4th	OT	Total
<b>Visitor</b> Seattle Seahawks	8:38	9:15	6:50	5:20		30:03
<b>Home</b> Los Angeles Rams	6:22	5:45	8:10	9:40		29:57

**Kickoff Drive No.-Start Average**

Seahawks: 4 - SEA 22

Rams: 2 - LA 25



**Los Angeles Rams vs Tampa Bay Buccaneers**  
**9/25/2016 at Raymond James Stadium**

## Ball Possession And Drive Chart

**Los Angeles Rams**

#	Time Recd	Time Lost	Time Poss	How Ball Obtained	Drive Began	# Play	Yds Gain	Yds Pen	Net Yds	1st Down	Last Scrm	How Given Up
1	15:00	11:58	3:02	Kickoff	LA 25	8	75	0	75	3	TB 44	Touchdown
2	9:56	8:45	1:11	Punt	LA 29	3	6	0	6	0	LA 35	Interception
3	8:45	7:38	1:07	Kickoff	LA 40	3	7	0	7	0	LA 47	Punt
4	6:08	2:26	3:42	Punt	LA 32	8	38	-5	33	2	TB 35	Field Goal
5	12:23	10:51	1:32	Kickoff	LA 25	3	23	0	23	1	LA 40	Fumble
6	6:03	3:04	2:59	Kickoff	LA 25	5	20	0	20	1	LA 45	Punt
7	2:23	0:22	2:01	Interception	TB 22	7	19	3	22	3	* TB 1	Touchdown
8	11:43	9:59	1:44	Punt	LA 11	3	9	0	9	0	LA 20	Punt
9	8:24	8:00	0:24	Punt	LA 20	3	0	0	0	0	LA 20	Punt
10	4:40	0:48	3:52	Missed FG	LA 31	8	69	0	69	5	* TB 1	Touchdown
11	8:55	4:38	4:17	Kickoff	LA 25	7	55	20	75	3	TB 43	Touchdown
12	2:15	1:42	0:33	Kickoff	LA 6	3	-1	0	-1	0	LA 5	Punt

(347) Average LA 29

**Tampa Bay Buccaneers**

#	Time Recd	Time Lost	Time Poss	How Ball Obtained	Drive Began	# Play	Yds Gain	Yds Pen	Net Yds	1st Down	Last Scrm	How Given Up
1	11:58	9:56	2:02	Kickoff	TB 25	3	11	-12	-1	0	TB 24	Punt
2	7:38	6:08	1:30	Punt	TB 8	3	8	0	8	0	TB 16	Punt
3	2:26	12:23	5:03	Kickoff	TB 25	9	80	-5	75	4	* LA 1	Touchdown
4	10:51	6:03	4:48	Fumble	LA 43	9	48	-5	43	4	* LA 3	Touchdown
5	3:04	2:23	0:41	Punt	TB 18	3	-6	15	9	1	TB 27	Interception
6	0:22	0:00	0:22	Kickoff	TB 25	1	-1	0	-1	0	TB 25	End of Half
7	15:00	11:43	3:17	Kickoff	TB 25	8	30	0	30	2	LA 45	Punt
8	9:59	8:24	1:35	Punt	TB 29	3	5	0	5	0	TB 34	Punt
9	8:00	4:40	3:20	Punt	TB 34	8	43	0	43	2	LA 23	Missed FG
10	0:48	11:39	4:09	Kickoff	TB 30	9	57	-10	47	4	* LA 13	Fumble
11	11:39	8:55	2:44	Kickoff	TB 25	7	61	14	75	4	* LA 1	Touchdown
12	4:38	2:15	2:23	Kickoff	TB 25	11	85	-10	75	4	* LA 7	Touchdown
13	1:42	0:00	1:42	Punt	TB 44	9	51	0	51	5	* LA 15	End of Game

(370) Average TB 28

\* inside opponent's 20

**Time of Possession by Quarter**

	1st	2nd	3rd	4th	OT	Total
<b>Visitor</b> Los Angeles Rams	9:02	6:32	6:00	4:50		26:24
<b>Home</b> Tampa Bay Buccaneers	5:58	8:28	9:00	10:10		33:36

**Kickoff Drive No.-Start Average**

Rams: 6 - LA 24                      Buccaneers: 7 - TB 26





**Los Angeles Rams vs Arizona Cardinals**  
**10/2/2016 at University of Phoenix Stadium**

## Ball Possession And Drive Chart

**Los Angeles Rams**

#	Time Recd	Time Lost	Time Poss	How Ball Obtained	Drive Began	# Play	Yds Gain	Yds Pen	Net Yds	1st Down	Last Scrm	How Given Up
1	13:23	11:22	2:01	Punt	LA 37	3	8	0	8	0	LA 45	Punt
2	5:27	1:59	3:28	Punt	LA 10	7	85	5	90	3	LA 35	Touchdown
3	12:19	8:42	3:37	Kickoff	LA 25	8	64	0	64	2	* ARZ 11	Field Goal
4	5:49	4:10	1:39	Punt	LA 3	3	6	0	6	0	LA 9	Punt
5	2:53	1:48	1:05	Interception	LA 20	3	7	0	7	0	LA 27	Punt
6	0:24	0:00	0:24	Kickoff	LA 25	1	-1	0	-1	0	LA 25	End of Half
7	15:00	13:12	1:48	Kickoff	LA 21	4	31	0	31	1	ARZ 43	Fumble
8	10:32	5:05	5:27	Fumble	LA 31	9	15	-10	5	2	LA 36	Punt
9	15:00	12:22	2:38	Kickoff	LA 25	5	36	0	36	1	ARZ 39	Downs
10	11:11	8:26	2:45	Fumble	LA 41	5	20	-10	10	1	ARZ 49	Punt
11	5:09	2:36	2:33	Punt	ARZ 19	5	19	0	19	2	* ARZ 4	Touchdown
12	1:27	1:01	0:26	Interception	LA 45	3	-2	0	-2	0	LA 43	Punt

(364) Average LA 30

**Arizona Cardinals**

#	Time Recd	Time Lost	Time Poss	How Ball Obtained	Drive Began	# Play	Yds Gain	Yds Pen	Net Yds	1st Down	Last Scrm	How Given Up
1	15:00	13:23	1:37	Kickoff	ARZ 25	3	1	0	1	0	ARZ 26	Punt
2	11:22	5:27	5:55	Punt	ARZ 14	11	45	0	45	4	LA 41	Punt
3	1:59	12:19	4:40	Kickoff	ARZ 25	12	64	4	68	4	* LA 7	Field Goal
4	8:42	5:49	2:53	Kickoff	ARZ 24	4	38	-5	33	1	LA 43	Punt
5	4:10	2:53	1:17	Punt	LA 45	3	12	0	12	1	LA 33	Interception
6	1:48	0:24	1:24	Punt	ARZ 20	8	80	0	80	5	* LA 5	Touchdown
7	13:12	10:32	2:40	Fumble	ARZ 48	5	21	0	21	1	LA 26	Fumble
8	5:05	0:00	5:05	Punt	ARZ 25	12	77	-5	72	4	* LA 3	Field Goal
9	12:22	11:11	1:11	Downs	ARZ 39	3	20	0	20	1	LA 42	Fumble
10	8:26	5:09	3:17	Punt	ARZ 5	5	25	0	25	1	ARZ 30	Punt
11	2:36	1:27	1:09	Kickoff	ARZ 15	5	20	5	25	2	ARZ 40	Interception
12	1:01	0:00	1:01	Punt	ARZ 31	6	17	15	32	2	LA 37	Interception

(326) Average ARZ 27

**\* inside opponent's 20**

**Time of Possession by Quarter**

	1st	2nd	3rd	4th	OT	Total
<b>Visitor</b> Los Angeles Rams	5:29	6:45	7:15	8:22		27:51
<b>Home</b> Arizona Cardinals	9:31	8:15	7:45	6:38		32:09

**Kickoff Drive No.-Start Average**

Rams: 4 - LA 24                      Cardinals: 4 - ARZ 22



**Buffalo Bills vs Los Angeles Rams**  
**10/9/2016 at Los Angeles Memorial Coliseum**

## Ball Possession And Drive Chart

**Buffalo Bills**

#	Time Recd	Time Lost	Time Poss	How Ball Obtained	Drive Began	# Play	Yds Gain	Yds Pen	Net Yds	1st Down	Last Scrm	How Given Up
1	9:31	2:22	7:09	Kickoff	BUF 24	12	81	-5	76	5	* LA 4	Touchdown
2	15:00	13:59	1:01	Fumble	BUF 37	2	58	5	63	2	* LA 5	Touchdown
3	12:15	10:19	1:56	Punt	BUF 11	3	9	0	9	0	BUF 20	Punt
4	7:46	6:35	1:11	Kickoff	BUF 10	3	2	5	7	0	BUF 17	Punt
5	1:56	0:00	1:56	Kickoff	BUF 25	10	70	0	70	4	* LA 5	Field Goal
6	15:00	13:18	1:42	Kickoff	BUF 22	3	4	0	4	0	BUF 26	Punt
7	8:05	5:23	2:42	Kickoff	BUF 22	6	7	15	22	1	BUF 44	Punt
8	1:48	14:07	2:41	Punt	BUF 37	5	24	0	24	1	LA 39	Punt
9	5:51	4:35	1:16	Kickoff	BUF 25	3	7	0	7	0	BUF 32	Punt
10	3:41	2:37	1:04	Downs	LA 25	3	30	-5	25	2	* LA 6	Touchdown
11	1:48	0:00	1:48	Interception	LA 14	3	-5	0	-5	0	* LA 18	End of Game

(374) Average BUF 34

**Los Angeles Rams**

#	Time Recd	Time Lost	Time Poss	How Ball Obtained	Drive Began	# Play	Yds Gain	Yds Pen	Net Yds	1st Down	Last Scrm	How Given Up
1	15:00	9:31	5:29	Kickoff	LA 21	12	65	-5	60	4	* BUF 19	Field Goal
2	2:22	0:00	2:22	Kickoff	LA 25	4	22	15	37	2	BUF 39	Fumble
3	13:59	12:15	1:44	Kickoff	LA 21	3	9	0	9	0	LA 30	Punt
4	10:19	7:46	2:33	Punt	LA 35	5	37	15	52	2	* BUF 13	Field Goal
5	6:35	1:56	4:39	Punt	LA 36	8	59	5	64	5	* BUF 1	Touchdown
6	13:18	8:05	5:13	Punt	LA 16	9	48	0	48	3	BUF 36	Field Goal
7	5:23	3:54	1:29	Punt	LA 14	3	17	0	17	1	LA 31	Interception
8	3:54	1:48	2:06	Kickoff	LA 16	3	-5	0	-5	0	LA 11	Punt
9	14:07	5:51	8:16	Punt	LA 7	13	94	-5	89	6	* BUF 4	Field Goal
10	4:35	3:41	0:54	Punt	LA 18	4	7	0	7	0	LA 23	Downs
11	2:37	1:48	0:49	Kickoff	LA 24	4	-8	0	-8	0	LA 16	Interception

(233) Average LA 21

**\* inside opponent's 20**

**Time of Possession by Quarter**

	1st	2nd	3rd	4th	OT	Total
<b>Visitor</b> Buffalo Bills	7:09	6:04	6:12	5:01		24:26
<b>Home</b> Los Angeles Rams	7:51	8:56	8:48	9:59		35:34

**Kickoff Drive No.-Start Average**

Bills: 6 - BUF 21                      Rams: 5 - LA 21



**Los Angeles Rams vs Detroit Lions**  
**10/16/2016 at Ford Field**

## Ball Possession And Drive Chart

**Los Angeles Rams**

#	Time Recd	Time Lost	Time Poss	How Ball Obtained	Drive Began	# Play	Yds Gain	Yds Pen	Net Yds	1st Down	Last Scrm	How Given Up
1	10:44	5:15	5:29	Kickoff	LA 25	10	75	0	75	5	DET 20	Touchdown
2	1:52	11:01	5:51	Punt	LA 16	11	84	0	84	6	* DET 1	Touchdown
3	3:07	0:00	3:07	Kickoff	LA 18	10	58	22	80	4	* DET 1	Downs
4	15:00	12:07	2:53	Kickoff	LA 10	3	6	-10	-4	0	LA 6	Punt
5	9:50	6:33	3:17	Kickoff	LA 25	6	75	0	75	3	* DET 15	Touchdown
6	4:56	14:09	5:47	Punt	LA 20	10	80	0	80	5	* DET 9	Touchdown
7	6:02	5:06	0:56	Kickoff	LA 25	3	5	-5	0	0	LA 25	Punt
8	1:29	1:01	0:28	Kickoff	LA 25	2	4	0	4	0	LA 29	Interception

(164) Average LA 20

**Detroit Lions**

#	Time Recd	Time Lost	Time Poss	How Ball Obtained	Drive Began	# Play	Yds Gain	Yds Pen	Net Yds	1st Down	Last Scrm	How Given Up
1	15:00	10:44	4:16	Kickoff	DET 25	8	75	0	75	4	* LA 7	Touchdown
2	5:15	1:52	3:23	Kickoff	DET 28	5	13	-5	8	1	DET 36	Punt
3	11:01	3:07	7:54	Kickoff	DET 25	14	80	-5	75	6	* LA 2	Touchdown
4	12:07	9:50	2:17	Punt	DET 40	5	60	0	60	2	* LA 4	Touchdown
5	6:33	4:56	1:37	Kickoff	DET 25	3	1	0	1	0	DET 26	Punt
6	14:09	6:02	8:07	Kickoff	DET 16	13	77	7	84	5	LA 23	Touchdown
7	5:06	1:29	3:37	Punt	DET 39	9	44	0	44	2	* LA 17	Field Goal
8	1:01	0:00	1:01	Interception	DET 45	2	-2	0	-2	0	DET 45	End of Game

(243) Average DET 30

**\* inside opponent's 20**

Time of Possession by Quarter		1st	2nd	3rd	4th	OT	Total
<b>Visitor</b>	Los Angeles Rams	7:21	7:06	11:06	2:15		27:48
<b>Home</b>	Detroit Lions	7:39	7:54	3:54	12:45		32:12
<b>Kickoff Drive No.-Start Average</b>		Rams: 6 - LA 21			Lions: 5 - DET 24		



New York Giants vs Los Angeles Rams  
10/23/2016 at Twickenham

## Ball Possession And Drive Chart

### New York Giants

#	Time Recd	Time Lost	Time Poss	How Ball Obtained	Drive Began	# Play	Yds Gain	Yds Pen	Net Yds	1st Down	Last Scrm	How Given Up
1	15:00	14:25	0:35	Kickoff	NYG 25	2	9	0	9	0	NYG 26	Fumble
2	11:15	9:45	1:30	Kickoff	NYG 25	4	14	0	14	1	NYG 39	Punt
3	5:13	3:46	1:27	Kickoff	NYG 25	3	3	0	3	0	NYG 28	Punt
4	14:53	8:15	6:38	Punt	NYG 17	14	66	5	71	5	* LA 12	Field Goal
5	4:36	2:06	2:30	Punt	NYG 6	5	31	0	31	1	NYG 37	Punt
6	1:24	0:37	0:47	Punt	NYG 39	3	3	0	3	0	NYG 42	Punt
7	0:01	0:00	0:01	Punt	NYG 18	1	-1	0	-1	0	NYG 18	End of Half
8	11:09	9:52	1:17	Punt	NYG 5	3	0	0	0	0	NYG 5	Punt
9	6:47	3:20	3:27	Punt	NYG 3	7	37	0	37	2	NYG 40	Punt
10	14:43	12:20	2:23	Punt	NYG 11	6	30	0	30	2	NYG 41	Punt
11	12:06	9:23	2:43	Interception	LA 35	6	35	0	35	2	* LA 1	Touchdown
12	4:00	3:03	0:57	Interception	NYG 20	3	6	0	6	0	NYG 26	Punt
13	0:42	0:00	0:42	Interception	NYG 20	1	-1	0	-1	0	NYG 20	End of Game

(279) Average NYG 21

### Los Angeles Rams

#	Time Recd	Time Lost	Time Poss	How Ball Obtained	Drive Began	# Play	Yds Gain	Yds Pen	Net Yds	1st Down	Last Scrm	How Given Up
1	14:25	11:15	3:10	Fumble	NYG 35	7	35	0	35	3	* NYG 10	Touchdown
2	9:45	5:13	4:32	Punt	LA 20	8	62	0	62	2	* NYG 18	Field Goal
3	3:46	14:53	3:53	Punt	LA 24	6	25	3	28	2	NYG 48	Punt
4	8:15	7:10	1:05	Kickoff	LA 25	2	5	0	5	0	LA 30	Interception
5	7:10	4:36	2:34	Kickoff	LA 36	5	19	0	19	1	NYG 45	Punt
6	2:06	1:24	0:42	Punt	LA 11	3	7	-8	-1	0	LA 10	Punt
7	0:37	0:01	0:36	Punt	LA 23	4	20	-5	15	1	LA 38	Punt
8	15:00	11:09	3:51	Kickoff	LA 19	6	21	0	21	1	LA 40	Punt
9	9:52	6:47	3:05	Punt	LA 42	6	17	0	17	1	NYG 41	Punt
10	3:20	14:43	3:37	Punt	LA 5	6	28	0	28	2	LA 33	Punt
11	12:20	12:06	0:14	Punt	LA 32	1	0	0	0	0	LA 32	Interception
12	9:23	4:00	5:23	Kickoff	LA 22	11	41	0	41	3	NYG 37	Interception
13	3:03	0:42	2:21	Punt	LA 25	12	65	-5	60	4	* NYG 15	Interception

(349) Average LA 27

\* inside opponent's 20

#### Time of Possession by Quarter

	1st	2nd	3rd	4th	OT	Total
<b>Visitor</b> New York Giants	3:32	9:56	4:44	6:45		24:57
<b>Home</b> Los Angeles Rams	11:28	5:04	10:16	8:15		35:03

#### Kickoff Drive No.-Start Average

Giants: 3 - NYG 25      Rams: 4 - LA 26



**Carolina Panthers vs Los Angeles Rams**  
**11/6/2016 at Los Angeles Memorial Coliseum**

## Ball Possession And Drive Chart

**Carolina Panthers**

#	Time Recd	Time Lost	Time Poss	How Ball Obtained	Drive Began	# Play	Yds Gain	Yds Pen	Net Yds	1st Down	Last Scrm	How Given Up
1	11:16	9:48	1:28	Missed FG	CAR 45	3	2	0	2	0	CAR 47	Punt
2	8:51	3:44	5:07	Punt	CAR 47	9	53	0	53	4	* LA 9	Touchdown
3	2:07	14:42	2:25	Punt	CAR 13	5	-4	29	25	1	CAR 38	Punt
4	12:54	11:06	1:48	Punt	CAR 6	3	5	0	5	0	CAR 11	Punt
5	6:34	4:48	1:46	Punt	CAR 20	3	8	0	8	0	CAR 28	Punt
6	3:08	0:29	2:39	Downs	CAR 39	7	40	-10	30	2	LA 31	Missed FG
7	15:00	9:29	5:31	Kickoff	CAR 12	10	48	0	48	3	LA 40	Punt
8	7:37	3:19	4:18	Punt	CAR 38	7	22	-10	12	1	50	Punt
9	0:05	11:12	3:53	Interception	CAR 45	9	30	5	35	2	* LA 20	Field Goal
10	8:01	3:18	4:43	Kickoff	CAR 25	8	41	15	56	3	* LA 19	Field Goal
11	0:34	0:00	0:34	Kickoff	CAR 24	1	-1	0	-1	0	CAR 24	End of Game

(314) Average CAR 29

**Los Angeles Rams**

#	Time Recd	Time Lost	Time Poss	How Ball Obtained	Drive Began	# Play	Yds Gain	Yds Pen	Net Yds	1st Down	Last Scrm	How Given Up
1	15:00	11:16	3:44	Kickoff	LA 25	8	38	0	38	2	CAR 37	Missed FG
2	9:48	8:51	0:57	Punt	LA 3	3	2	0	2	0	LA 5	Punt
3	3:44	2:07	1:37	Kickoff	LA 9	3	3	0	3	0	LA 12	Punt
4	14:42	12:54	1:48	Punt	LA 18	4	34	0	34	1	CAR 48	Punt
5	11:06	6:34	4:32	Punt	LA 46	7	24	-10	14	1	CAR 40	Punt
6	4:48	3:08	1:40	Punt	LA 35	5	26	0	26	1	CAR 38	Downs
7	0:29	0:00	0:29	Missed FG	LA 39	5	24	0	24	2	CAR 37	Missed FG
8	9:29	7:37	1:52	Punt	LA 20	3	-1	0	-1	0	LA 19	Punt
9	3:19	0:05	3:14	Punt	LA 12	7	41	-10	31	2	LA 43	Interception
10	11:12	8:01	3:11	Kickoff	LA 25	10	68	0	68	4	* CAR 7	Field Goal
11	3:18	0:34	2:44	Kickoff	LA 25	15	80	-5	75	5	* CAR 10	Touchdown

(257) Average LA 23

**\* inside opponent's 20**

**Time of Possession by Quarter**

Visitor	1st	2nd	3rd	4th	OT	Total
Carolina Panthers	8:42	6:31	9:54	9:05		34:12
Home Los Angeles Rams	6:18	8:29	5:06	5:55		25:48

**Kickoff Drive No.-Start Average**

Panthers: 2 - CAR 18

Rams: 4 - LA 21



**Los Angeles Rams vs New York Jets**  
**11/13/2016 at MetLife**

## Ball Possession And Drive Chart

**Los Angeles Rams**

#	Time Recd	Time Lost	Time Poss	How Ball Obtained	Drive Began	# Play	Yds Gain	Yds Pen	Net Yds	1st Down	Last Scrm	How Given Up
1	15:00	9:37	5:23	Kickoff	LA 25	12	73	0	73	4	* NYJ 2	Field Goal
2	7:14	1:41	5:33	Punt	LA 32	9	30	-5	25	2	NYJ 43	Punt
3	12:35	9:43	2:52	Kickoff	LA 16	4	42	-5	37	1	NYJ 47	Punt
4	5:09	3:33	1:36	Punt	LA 18	3	-1	0	-1	0	LA 17	Punt
5	0:56	0:33	0:23	Punt	LA 20	3	4	0	4	0	LA 24	Punt
6	13:33	12:10	1:23	Punt	LA 29	3	7	0	7	0	LA 36	Punt
7	8:35	0:20	8:15	Punt	LA 25	15	65	-10	55	5	* NYJ 20	Field Goal
8	13:04	11:43	1:21	Punt	LA 8	3	9	0	9	0	LA 17	Punt
9	10:52	6:52	4:00	Punt	LA 48	10	36	0	36	3	* NYJ 16	Field Goal
10	4:46	2:55	1:51	Punt	LA 20	5	18	-10	8	1	LA 28	Punt
11	1:52	0:00	1:52	Interception	NYJ 37	3	-3	0	-3	0	NYJ 39	End of Game

(304) Average LA 28

**New York Jets**

#	Time Recd	Time Lost	Time Poss	How Ball Obtained	Drive Began	# Play	Yds Gain	Yds Pen	Net Yds	1st Down	Last Scrm	How Given Up
1	9:37	7:14	2:23	Kickoff	NYJ 19	3	14	-5	9	0	NYJ 28	Punt
2	1:41	12:35	4:06	Punt	NYJ 1	9	99	0	99	4	* LA 4	Touchdown
3	9:43	5:09	4:34	Punt	NYJ 14	8	21	5	26	2	NYJ 40	Punt
4	3:33	0:56	2:37	Punt	NYJ 10	6	17	5	22	2	NYJ 32	Punt
5	0:33	0:00	0:33	Punt	NYJ 31	5	42	-11	31	2	NYJ 45	End of Half
6	15:00	13:33	1:27	Kickoff	NYJ 25	3	2	0	2	0	NYJ 27	Punt
7	12:10	8:35	3:35	Punt	NYJ 5	6	39	0	39	2	NYJ 44	Punt
8	0:20	13:04	2:16	Kickoff	NYJ 27	5	18	15	33	2	LA 40	Punt
9	11:43	10:52	0:51	Punt	NYJ 15	3	2	0	2	0	NYJ 17	Punt
10	6:52	4:46	2:06	Kickoff	NYJ 25	6	23	0	23	2	NYJ 48	Punt
11	2:55	1:52	1:03	Punt	NYJ 23	4	19	0	19	1	NYJ 42	Interception

(195) Average NYJ 18

**\* inside opponent's 20**

**Time of Possession by Quarter**

	1st	2nd	3rd	4th	OT	Total
<b>Visitor</b> Los Angeles Rams	10:56	4:51	9:38	9:04		34:29
<b>Home</b> New York Jets	4:04	10:09	5:22	5:56		25:31

**Kickoff Drive No.-Start Average**

Rams: 2 - LA 20                      Jets: 4 - NYJ 24



Miami Dolphins vs Los Angeles Rams  
11/20/2016 at Los Angeles Memorial Coliseum

## Ball Possession And Drive Chart

### Miami Dolphins

#	Time Recd	Time Lost	Time Poss	How Ball Obtained	Drive Began	# Play	Yds Gain	Yds Pen	Net Yds	1st Down	Last Scrm	How Given Up
1	13:51	11:42	2:09	Punt	MIA 19	3	17	-10	7	0	MIA 26	Punt
2	9:47	7:28	2:19	Kickoff	MIA 25	3	9	0	9	0	MIA 34	Punt
3	5:55	1:08	4:47	Punt	MIA 30	6	45	-16	29	2	LA 41	Punt
4	14:21	12:03	2:18	Punt	MIA 12	3	-2	0	-2	0	MIA 10	Punt
5	9:53	5:34	4:19	Punt	MIA 13	8	39	0	39	2	LA 48	Punt
6	1:48	0:10	1:38	Punt	MIA 23	5	11	0	11	1	MIA 34	Punt
7	15:00	13:20	1:40	Kickoff	MIA 25	3	3	0	3	0	MIA 28	Punt
8	13:05	12:54	0:11	Fumble	LA 37	1	0	0	0	0	LA 37	Interception
9	9:26	7:44	1:42	Punt	MIA 12	4	8	0	8	1	MIA 20	Punt
10	1:39	14:11	2:28	Kickoff	MIA 13	3	-2	0	-2	0	MIA 11	Punt
11	12:04	11:07	0:57	Punt	MIA 17	3	-10	0	-10	0	MIA 7	Punt
12	6:40	4:02	2:38	Missed FG	MIA 23	8	62	15	77	6	* LA 10	Touchdown
13	2:11	0:36	1:35	Punt	MIA 25	7	60	15	75	5	* LA 9	Touchdown

(300) Average MIA 23

### Los Angeles Rams

#	Time Recd	Time Lost	Time Poss	How Ball Obtained	Drive Began	# Play	Yds Gain	Yds Pen	Net Yds	1st Down	Last Scrm	How Given Up
1	15:00	13:51	1:09	Kickoff	LA 38	3	2	-5	-3	0	LA 35	Punt
2	11:42	9:47	1:55	Punt	LA 32	4	53	15	68	3	MIA 24	Touchdown
3	7:28	5:55	1:33	Punt	LA 27	3	3	0	3	0	LA 30	Punt
4	1:08	14:21	1:47	Punt	LA 2	5	26	0	26	1	LA 28	Punt
5	12:03	9:53	2:10	Punt	LA 39	3	8	0	8	0	LA 47	Punt
6	5:34	1:48	3:46	Punt	LA 8	6	17	0	17	1	LA 25	Punt
7	0:10	0:00	0:10	Punt	LA 31	1	-1	0	-1	0	LA 31	End of Half
8	13:20	13:05	0:15	Punt	LA 24	2	10	0	10	0	LA 24	Fumble
9	12:54	9:26	3:28	Interception	LA 20	6	11	21	32	2	MIA 48	Punt
10	7:44	1:39	6:05	Punt	LA 23	10	54	-5	49	3	MIA 28	Field Goal
11	14:11	12:04	2:07	Punt	LA 47	4	1	-10	-9	0	LA 38	Punt
12	11:07	6:40	4:27	Punt	LA 50	7	20	0	20	1	MIA 30	Missed FG
13	4:02	2:11	1:51	Kickoff	LA 25	3	11	-5	6	0	LA 31	Punt
14	0:36	0:00	0:36	Kickoff	LA 41	5	12	0	12	1	MIA 47	End of Game

(407) Average LA 29

### \* inside opponent's 20

Time of Possession by Quarter		1st	2nd	3rd	4th	OT	Total
Visitor	Miami Dolphins	9:15	8:15	5:12	5:59		28:41
Home	Los Angeles Rams	5:45	6:45	9:48	9:01		31:19

Kickoff Drive No.-Start Average Dolphins: 3 - MIA 21 Rams: 3 - LA 35



**Los Angeles Rams vs New Orleans Saints**  
**11/27/2016 at Mercedes-Benz Superdome**

## Ball Possession And Drive Chart

**Los Angeles Rams**

#	Time Recd	Time Lost	Time Poss	How Ball Obtained	Drive Began	# Play	Yds Gain	Yds Pen	Net Yds	1st Down	Last Scrm	How Given Up
1	15:00	12:08	2:52	Kickoff	LA 25	6	75	0	75	3	NO 24	Touchdown
2	9:10	7:18	1:52	Punt	LA 8	4	8	-8	0	0	LA 8	Punt
3	2:45	14:54	2:51	Kickoff	LA 31	5	20	-5	15	1	LA 46	Punt
4	14:47	14:43	0:04	Fumble	NO 6	1	6	0	6	1	* NO 6	Touchdown
5	9:38	9:25	0:13	Kickoff	LA 27	1	-17	0	-17	0	LA 27	Fumble
6	7:46	6:09	1:37	Kickoff	LA 23	4	16	0	16	1	LA 39	Punt
7	2:24	0:55	1:29	Kickoff	LA 21	8	79	0	79	4	* NO 15	Touchdown
8	12:58	11:35	1:23	Kickoff	LA 29	4	14	0	14	1	LA 43	Interception
9	9:58	6:59	2:59	Punt	LA 20	4	19	0	19	1	LA 39	Punt
10	3:42	0:00	3:42	Kickoff	LA 25	5	16	-5	11	1	LA 36	Punt
11	10:15	8:32	1:43	Kickoff	NO 42	4	9	0	9	0	NO 33	Downs
12	6:50	5:24	1:26	Punt	LA 12	3	-7	0	-7	0	LA 5	Punt
13	1:53	0:00	1:53	Punt	LA 20	3	9	0	9	0	LA 25	End of Game

(393) Average LA 30

**New Orleans Saints**

#	Time Recd	Time Lost	Time Poss	How Ball Obtained	Drive Began	# Play	Yds Gain	Yds Pen	Net Yds	1st Down	Last Scrm	How Given Up
1	12:08	9:10	2:58	Kickoff	NO 25	6	28	0	28	2	LA 47	Punt
2	7:18	2:45	4:33	Punt	NO 49	9	51	0	51	4	* LA 3	Touchdown
3	14:54	14:47	0:07	Punt	NO 14	1	-8	0	-8	0	NO 14	Fumble
4	14:43	9:38	5:05	Kickoff	NO 25	9	75	0	75	4	* LA 10	Touchdown
5	9:25	7:46	1:39	Fumble	LA 10	4	10	0	10	1	* LA 1	Touchdown
6	6:09	2:24	3:45	Punt	NO 22	8	64	14	78	4	* LA 6	Touchdown
7	0:55	0:00	0:55	Kickoff	NO 25	5	22	-5	17	1	NO 41	End of Half
8	15:00	12:58	2:02	Kickoff	NO 25	4	75	0	75	2	* LA 21	Touchdown
9	11:35	9:58	1:37	Interception	LA 49	3	7	0	7	0	LA 42	Punt
10	6:59	3:42	3:17	Punt	NO 8	7	92	0	92	4	LA 21	Touchdown
11	15:00	10:15	4:45	Punt	NO 19	7	91	-10	81	3	50	Touchdown
12	8:32	6:50	1:42	Downs	NO 33	3	4	0	4	0	NO 37	Punt
13	5:24	1:53	3:31	Punt	NO 27	5	44	-10	34	2	LA 39	Punt

(413) Average NO 32

\* inside opponent's 20

**Time of Possession by Quarter**

	1st	2nd	3rd	4th	OT	Total
<b>Visitor</b> Los Angeles Rams	7:29	3:29	8:04	5:02		24:04
<b>Home</b> New Orleans Saints	7:31	11:31	6:56	9:58		35:56

**Kickoff Drive No.-Start Average**

Rams: 8 - LA 30                      Saints: 4 - NO 25





## 2016 RAMS KICKOFF ANALYSIS

<u>Opponent</u>	<u>No.</u>	<u>No. in EZ</u>	<u>TB</u>	<u>Opp. Ret.</u>	<u>Ret. Yds.</u>	<u>Ret. Avg.</u>	<u>Squib</u>	<u>Out of Bounds</u>	<u>Onside Rec/Att</u>
at San Francisco	1	1	1	0	0	0.0	0	0	0/0
vs. Seattle	4	4	3	1	20	20.0	0	0	0/0
at Tampa Bay	7	7	7	0	0	0.0	0	0	0/0
at Arizona	4	3	2	2	38	19.0	0	0	0/0
vs. Buffalo	6	4	2	4	90	22.5	0	0	0/0
at Detroit	5	4	3	2	39	19.5	0	0	0/0
vs. NY Giants	3	3	3	0	62	20.7	0	0	0/0
vs. Carolina	3	1	1	1	8	8.0	0	0	0/0
at NY Jets	4	2	1	3	59	19.7	0	0	0/0
vs. Miami	3	3	2	1	18	18.0	0	0	0/0
at New Orleans	4	3	3	1	18	18.0	0	0	0/0
at New England	-	-	-	-	-	-	-	-	-/-
vs. Atlanta	-	-	-	-	-	-	-	-	-/-
at Seattle	-	-	-	-	-	-	-	-	-/-
vs. San Francisco	-	-	-	-	-	-	-	-	-/-
vs. Arizona	-	-	-	-	-	-	-	-	-/-
<b>TOTAL</b>	<b>42</b>	<b>35</b>	<b>28</b>	<b>15</b>	<b>352</b>	<b>18.4</b>	<b>0</b>	<b>0</b>	<b>0/0</b>



## 2016 WEEKLY TEAM RANKINGS

	NFL RANKINGS						NFC RANKINGS					
	OFFENSE			DEFENSE			OFFENSE			DEFENSE		
	Overall	Rush	Pass	Overall	Rush	Pass	Overall	Rush	Pass	Overall	Rush	Pass
Week 1	31	T-24	31	12	28	6	16	T-13	16	7	15	5
Week 2	32	T-28	32	10	19	9	16	T-14	16	7	10	5
Week 3	32	22	31	18	16	17	16	11	16	9	9	10
Week 4	32	30	30	23	17	23	16	15	15	11	10	12
Week 5	32	28	30	18	28	14	16	14	15	10	14	7
Week 6	31	28	28	17	23	16	15	13	15	8	13	8
Week 7	30	29	25	11	15	14	14	14	13	6	10	7
Week 8	30	29	25	11	15	12	14	14	13	7	10	7
Week 9	31	29	24	8	11	9	15	13	13	5	7	4
Week 10	31	29	25	7	17	8	15	13	14	4	11	4
Week 11	31	29	28	6	15	6	15	13	15	3	10	3
Week 12	31	29	29	9	20	7	15	13	15	5	13	3
Week 13	-/-	-/-	-/-	-/-	-/-	-/-	-/-	-/-	-/-	-/-	-/-	-/-
Week 14	-/-	-/-	-/-	-/-	-/-	-/-	-/-	-/-	-/-	-/-	-/-	-/-
Week 15	-/-	-/-	-/-	-/-	-/-	-/-	-/-	-/-	-/-	-/-	-/-	-/-
Week 16	-/-	-/-	-/-	-/-	-/-	-/-	-/-	-/-	-/-	-/-	-/-	-/-
Week 17	-/-	-/-	-/-	-/-	-/-	-/-	-/-	-/-	-/-	-/-	-/-	-/-

## 2016 TURNOVER BREAKDOWN

OPPONENT	TAKEAWAYS			GIVEAWAYS			MARGIN	RESULT
	FUMBLES	INT	TOTAL	FUMBLES	INT	TOTAL		
@ SF	1	0	1	0	2	2	-1	L, 28-0
vs. SEA	1	0	1	0	0	0	+1	W, 9-3
@ TB	1	1	2	1	1	2	0	W, 37-32
@ ARI	2	3	5	1	0	1	+4	W, 17-13
vs. BUF	0	0	0	1	2	3	-3	L, 30-19
@ DET	0	0	0	0	1	1	-1	L, 31-28
vs. NYG	1	0	1	0	4	4	-3	L, 17-10
vs. CAR	0	0	0	0	1	1	-1	L, 13-10
@ NYJ	0	1	1	0	0	0	+1	W, 9-6
vs. MIA	0	1	1	1	0	1	0	L, 14-10
@ NO	1	0	1	1	1	2	-1	L, 49-21
@ NE	-	-	-	-	-	-	-	-
vs. ATL	-	-	-	-	-	-	-	-
@ SEA	-	-	-	-	-	-	-	-
vs. SF	-	-	-	-	-	-	-	-
vs. ARI	-	-	-	-	-	-	-	-
<b>TOTALS</b>	7	6	13	5	12	17	-4	4-7

	TAKEAWAYS			POINTS OFF TAKEAWAYS				
	FUMBLES	INT	TOTAL	TDS	FGs	TOTAL	SCORE %	POINTS
RAMS	7	6	13	4	0	4	30.8	28
OPPONENTS	5	12	17	9	1	10	58.8	64



## 2016 TEAM HIGHS AND LOWS

<b>LOS ANGELES RAMS</b>	<b>HIGH</b>	<b>GAME</b>	<b>LOWS</b>	<b>GAME</b>
Points	37	at Tampa Bay, 9/25/16	0	at San Francisco, 9/12/16
Points in a Half	21	at New Orleans, 11/27/16	0	Three times, last at New Orleans, 11/27/16
First Downs	23	Twice, last at Detroit, 10/16/16	10	at San Francisco, 9/12/16
Rushing Attempts	34	at New York Jets, 11/13/16	17	Twice, last at New Orleans, 11/27/16
Rushing Yards	137	at Tampa Bay, 9/25/16	41	at Arizona, 10/2/16
Passing Attempts	53	vs. New York Giants, 10/23/16	26	at Tampa Bay, 9/25/16
Pass Completions	32	vs. New York Giants, 10/23/16	14	at Tampa Bay, 9/25/16
Passing Yards	321	at Detroit, 10/16/16	130	at San Francisco, 9/12/16
Total Plays	76	vs. New York Giants, 10/23/16	52	at New Orleans, 11/27/16
Total net Yards	387	at Detroit, 10/16/16	185	at San Francisco, 9/12/16
Time of Possession	35:34	vs. Buffalo, 10/9/16	24:04	at New Orleans, 11/27/16
Interceptions Thrown	4	vs. New York Giants, 10/23/16	0	Three times, last at NYJ, 11/13/16
Sacks Given Up	4	Twice, last vs. Carolina, 11/6/16	1	Three times, last vs. Miami, 11/20/16
Penalties	10	Twice, last vs. Carolina, 11/6/16	6	Twice, last at New Orleans, 11/27/16
Yards Penalized	109	vs. Carolina, 11/6/16	40	vs. Buffalo, 10/9/16
<b>OPPONENTS</b>				
<b>OPPONENTS</b>	<b>HIGH</b>	<b>GAME</b>	<b>LOWS</b>	<b>GAME</b>
Points	49	at New Orleans, 11/27/16	3	vs. Seattle, 9/18/16
Points in a Half	28	at New Orleans, 11/27/16	0	Three times, last vs. Miami, 11/20/16
First Downs	30	at Tampa Bay, 9/25/16	13	vs. New York Giants, 10/23/16
Rushing Attempts	42	at San Francisco, 9/12/16	19	vs. Miami, 11/20/16
Rushing Yards	209	at New Orleans, 11/27/16	36	vs. New York Giants, 10/23/16
Passing Attempts	58	at Tampa Bay, 9/25/16	23	vs. Buffalo, 10/9/16
Pass Completions	36	at Tampa Bay, 9/25/16	12	vs. Buffalo, 10/9/16
Passing Yards	405	at Tampa Bay, 9/25/16	124	vs. Buffalo, 10/9/16
Total Plays	82	at Tampa Bay, 9/25/16	52	vs. Buffalo, 10/9/16
Total net Yards	555	at New Orleans, 11/27/16	232	vs. New York Giants, 10/23/16
Time of Possession	35:56	at New Orleans, 11/27/16	24:26	vs. Buffalo, 10/9/16
Interceptions Thrown	3	at Arizona, 10/2/16	0	Eight times, last at New Orleans, 11/27/16
Sacks Given Up	5	vs. Carolina, 11/6/16	0	Twice, last vs. NYG, 10/23/16
Penalties	10	vs. Seattle, 9/18/16	2	at San Francisco, 9/12/16
Yards Penalized	114	vs. Seattle, 9/18/16	2	at San Francisco, 9/12/16



## 2016 RAMS BESTS

<b>RUSHING ATTEMPTS</b>	<b>NO.</b>	<b>OPPONENT</b>	<b>RECEIVING YARDS</b>	<b>YDS.</b>	<b>OPPONENT</b>
	33	Buccaneers		321	Lions
<b>RUSHING YARDS</b>	<b>YDS.</b>	<b>OPPONENT</b>	<b>LONGEST RECEPTION</b>	<b>YDS.</b>	<b>OPPONENT</b>
	137	Buccaneers		65	Cardinals
<b>YARDS PER CARRY (MIN. 10 ATT.)</b>	<b>YDS.</b>	<b>OPPONENT</b>	<b>FIELD GOALS</b>	<b>NO.</b>	<b>OPPONENT</b>
	4.2	Buccaneers		4	Bills
<b>LONGEST RUSH</b>	<b>YDS.</b>	<b>OPPONENT</b>	<b>LONGEST FIELD GOAL</b>	<b>YDS.</b>	<b>OPPONENT</b>
	22	Buccaneers		54	Bills
<b>PASS ATTEMPTS</b>	<b>NO.</b>	<b>OPPONENT</b>	<b>MOST KICKOFF RETURNS</b>	<b>NO.</b>	<b>OPPONENT</b>
	53	Giants		6	Saints
<b>PASS COMPLETIONS</b>	<b>NO.</b>	<b>OPPONENT</b>	<b>LONGEST KICKOFF RETURN</b>	<b>YDS.</b>	<b>OPPONENT</b>
	32	Giants		61	Saints
<b>PASSING YARDS</b>	<b>YDS.</b>	<b>OPPONENT</b>	<b>MOST PUNT RETURNS</b>	<b>NO.</b>	<b>OPPONENT</b>
	321	Lions		5	Dolphins
<b>RECEPTIONS</b>	<b>NO.</b>	<b>OPPONENT</b>	<b>LONGEST PUNT RETURN</b>	<b>YDS.</b>	<b>OPPONENT</b>
	32	Giants		40	Panthers

## 2016 OPPONENTS BESTS

<b>RUSHING ATTEMPTS</b>	<b>NO.</b>	<b>OPPONENT</b>	<b>RECEIVING YARDS</b>	<b>YDS.</b>	<b>OPPONENT</b>
	42	49ers		405	Buccaneers
<b>RUSHING YARDS</b>	<b>YDS.</b>	<b>OPPONENT</b>	<b>LONGEST RECEPTION</b>	<b>YDS.</b>	<b>OPPONENT</b>
	209	Saints		61	Lions
<b>YARDS PER CARRY (MIN. 10 ATT.)</b>	<b>YDS.</b>	<b>OPPONENT</b>	<b>FIELD GOALS</b>	<b>NO.</b>	<b>OPPONENT</b>
	7.1	Bills		2	Cardinals, Jets
<b>LONGEST RUSH</b>	<b>YDS.</b>	<b>OPPONENT</b>	<b>LONGEST FIELD GOAL</b>	<b>YDS.</b>	<b>OPPONENT</b>
	61	Saints		38	Panthers
<b>PASS ATTEMPTS</b>	<b>NO.</b>	<b>OPPONENT</b>	<b>MOST KICKOFF RETURNS</b>	<b>NO.</b>	<b>OPPONENT</b>
	58	Buccaneers		4	Bills
<b>PASS COMPLETIONS</b>	<b>NO.</b>	<b>OPPONENT</b>	<b>LONGEST KICKOFF RETURN</b>	<b>YDS.</b>	<b>OPPONENT</b>
	36	Buccaneers		27	Bills
<b>PASSING YARDS</b>	<b>YDS.</b>	<b>OPPONENT</b>	<b>MOST PUNT RETURNS</b>	<b>NO.</b>	<b>OPPONENT</b>
	405	Buccaneers		4	Jets
<b>RECEPTIONS</b>	<b>NO.</b>	<b>OPPONENT</b>	<b>LONGEST PUNT RETURN</b>	<b>YDS.</b>	<b>OPPONENT</b>
	36	Buccaneers		19	Cardinals



---

## THE LAST TIME...

---

### Team Totals

#### SHUTOUT

RAMS: 28-0, @ San Francisco (9/12/16)  
OPP: 27-0, @ Pittsburgh (12/24/11)

#### 40 POINTS

RAMS: 42, vs. Chicago (11/24/13)  
OPP: 49, @ New Orleans (11/27/16)

#### 50 POINTS

RAMS: 52, vs. Oakland (11/30/14)  
OPP: 54, @ Kansas City (10/22/00)

#### OVERTIME WIN

RAMS: 34-31, vs. Seattle (9/13/15)  
OPP: 19-16, @ San Francisco (1/3/16)

#### TWO-POINT ATTEMPT MADE

RAMS: Jared Cook pass from Nick Foles, vs. San Francisco (11/1/15)  
OPP: Teddy Bridgewater runs, @ Minnesota (11/8/15)

#### TWO-POINT ATTEMPT FAILED

RAMS: Case Keenum rush failed, @ Tampa Bay (9/25/16)  
OPP: Jameis Winston pass failed, @ Tampa Bay (9/25/16)

#### SAFETY RECORDED

RAMS: James Laurinaitis tackled Mike Davis in the end zone, vs. San Francisco (11/1/15)  
OPP: John Abraham sacked Kellen Clemens in the end zone, @ Arizona (12/8/13)

### Offensive Totals

#### 200 YARDS IN RUSHING OFFENSE

RAMS: 203, vs. Detroit (12/13/15)  
OPP: 209, @ New Orleans (11/27/16)

#### 300 YARDS IN RUSHING OFFENSE

RAMS: 337, vs. Carolina (11/11/01)  
OPP: 352, @ Philadelphia (10/5/14)

#### 400 YARDS IN TOTAL OFFENSE

RAMS: 466, @ Philadelphia (10/5/14)  
OPP: 555, @ New Orleans (11/27/16)

#### 500 YARDS IN TOTAL OFFENSE

RAMS: 524, vs. San Diego (10/10/02)  
OPP: 555 @ New Orleans (11/27/16)

#### 600 YARDS IN TOTAL OFFENSE

RAMS: 614, vs. San Diego (10/1/00)  
OPP: Never Happened

#### 100 YARDS RUSHING

RAMS: 140, Todd Gurley, vs. Detroit (12/13/15)  
OPP: 146, Mark Ingram, @ New Orleans (11/27/16)

#### 200 YARDS RUSHING

RAMS: 202, Marshall Faulk, @ Carolina (12/23/01)  
OPP: 212, Adrian Peterson, vs. Minnesota (12/16/12)

#### 300 YARDS PASSING

RAMS: 321, Case Keenum, @ Detroit (10/16/16)  
OPP: 310, Drew Brees, @ New Orleans (11/27/16)

#### 400 YARDS PASSING

RAMS: 442, Marc Bulger, @ NY Giants (10/2/05)  
OPP: 405, Jameis Winston, @ Tampa Bay (9/25/16)



### Offensive Totals Continued

#### 100 YARDS RECEIVING

RAMS: 109, Kenny Britt, @ New York Jets (11/13/16)  
OPP: 108, Michael Thomas, @ New Orleans (11/27/16)

#### 200 YARDS RECEIVING

RAMS: 200, Torry Holt, @ San Francisco (11/3/03)  
OPP: 204, Plaxico Burress, @ NY Giants (10/2/05)

#### 300 YARDS RECEIVING

RAMS: 336 (NFL RECORD), Willie "Flipper" Anderson, vs. New Orleans (11/26/89)  
OPP: Never Happened

#### THREE TOUCHDOWNS IN A GAME

RAMS: Tre Mason (2 rushing, 1 receiving), vs. Oakland (11/30/14)  
OPP: Maurice Jones-Drew (3 rushing), @ Jacksonville (10/18/09)

#### THREE RUSHING TOUCHDOWNS IN A GAME

RAMS: Steven Jackson, vs. Dallas (10/19/08)  
OPP: Maurice Jones-Drew, @ Jacksonville (10/18/09)

#### THREE RECEIVING TOUCHDOWNS IN A GAME

RAMS: Torry Holt, vs. Seattle (10/15/06)  
OPP: Torrey Smith, vs. Baltimore (9/25/11)

#### THREE PASSING TOUCHDOWNS IN A GAME

RAMS: Case Keenum, @ Detroit (10/16/16)  
OPP: Drew Brees (four), @ New Orleans (11/27/16)

#### FOUR TOUCHDOWNS IN A GAME

RAMS: Steven Jackson (3 rushing, 1 receiving), @ Minnesota (12/31/06)  
OPP: Ron Moore (4 rushing), @ Phoenix (12/4/93)

#### FOUR RUSHING TOUCHDOWNS IN A GAME

RAMS: Marshall Faulk, vs. Minnesota (12/10/00)  
OPP: Ron Moore, @ Phoenix (12/4/93)

#### FOUR RECEIVING TOUCHDOWNS IN A GAME

RAMS: Isaac Bruce, vs. San Francisco (10/10/99)  
OPP: Mike Ditka, vs. Chicago (10/13/63)

#### FOUR PASSING TOUCHDOWNS IN A GAME

RAMS: Marc Bulger, vs. San Diego (11/10/02)  
OPP: Drew Brees, @ New Orleans (11/27/16)

#### FIVE PASSING TOUCHDOWNS IN A GAME

RAMS: Kurt Warner, vs. San Francisco (10/10/99)  
OPP: Dan Marino, vs. Miami (12/14/86)

#### TWO 100-YARD RECEIVERS, SAME GAME

RAMS: 167, Isaac Bruce vs. Washington (12/24/06)  
102, Steven Jackson  
OPP: 132, Mike Evans, @ Tampa Bay (9/25/16)  
100, Adam Humphries

#### THREE 100-YARD RECEIVERS, SAME GAME

RAMS: 167, Isaac Bruce @ San Diego (10/1/00)  
114, Marshall Faulk  
104, Az-Zahir Hakim  
OPP: 106, DeSean Jackson @ Philadelphia (9/7/08)  
104, Greg Lewis  
102, Hank Baskett



---

## THE LAST TIME...

---

### Offensive Totals Continued

#### 100-YARD RUSHER, 100-YARD RECEIVER, SAME GAME

RAMS: Tre Mason 117 rushing vs. Oakland (11/30/14)  
Stedman Bailey 100 receiving  
OPP: Mark Ingram 146 rushing @ New Orleans (11/27/16)  
Michael Thomas 108 receiving

#### TWO 100-YARD RUSHERS, SAME GAME

RAMS: 183, Marshall Faulk, vs. Carolina (11/11/01)  
145, Trung Candidate  
OPP: 136, Clinton Portis, vs. Washington (12/4/05)  
118, Rock Cartwright

#### 300-YARD PASSER, 100-YARD RECEIVER, SAME GAME

RAMS: Case Keenum 321 passing @ Detroit (10/16/16)  
Kenny Britt 136 receiving  
OPP: Drew Brees 310 passing @ New Orleans (11/27/16)  
Michael Thomas 108 receiving

#### 300-YARD PASSER, 100-YARD RECEIVER, 100-YARD RUSHER, SAME GAME

RAMS: Marc Bulger 388 passing vs. Washington (12/24/06)  
Isaac Bruce 148 receiving  
Steven Jackson 102 receiving  
Steven Jackson 150 rushing  
OPP: Drew Brees 310 passing @ New Orleans (11/27/16)  
Michael Thomas 108 receiving  
Mark Ingram 146 rushing

#### 300-YARD PASSER, TWO 100-YARD RECEIVERS, SAME GAME

RAMS: Marc Bulger 388 passing vs. Washington (12/24/06)  
Isaac Bruce 148 receiving  
Steven Jackson 102 receiving  
OPP: Jameis Winston 405 passing @ Tampa Bay (9/25/16)  
Mike Evans 132 receiving  
Adam Humphries 100 receiving

#### 300-YARD PASSER, THREE 100-YARD RECEIVERS, SAME GAME

RAMS: Kurt Warner 390 passing @ San Diego (10/1/00)  
Isaac Bruce 167 receiving  
Marshall Faulk 116 receiving  
Az-Zahir Hakim 104 receiving  
OPP: Donovan McNabb 361 passing @ Philadelphia (9/7/08)  
DeSean Jackson 106 receiving  
Greg Lewis 104 receiving  
Hank Baskett 102 receiving

#### 300-YARD PASSER, 100-YARD RUSHER, TWO 100-YARD RECEIVERS, SAME GAME

RAMS: Marc Bulger 388 passing vs. Washington (12/24/06)  
Steven Jackson 150 rushing  
Isaac Bruce 148 receiving  
Steven Jackson 102 receiving  
OPP: Eli Manning 390 passing vs. NY Giants (12/21/14)  
Odell Beckham Jr. 148 receiving  
Rueben Randle 132 receiving  
Andre Williams 110 rushing

#### 300-YARD PASSER, 100-YARD RUSHER, THREE 100-YARD RECEIVERS, SAME GAME

RAMS: Kurt Warner 390 passing @ San Diego (10/1/00)  
Justin Watson 102 rushing  
Isaac Bruce 167 receiving  
Marshall Faulk 116 receiving  
Az-Zahir Hakim 104 receiving  
OPP: Never Happened



---

## THE LAST TIME...

---

### Defensive Totals

#### SIX OR MORE TEAM SACKS IN A GAME

RAMS: 6, vs. Seattle (9/13/15)  
OPP: 7, @ Kansas City (10/26/14)

#### THREE OR MORE INDIVIDUAL SACKS IN A GAME

RAMS: 3, William Hayes, @ Seattle (12/27/15)  
OPP: 3, Lorenzo Alexander, vs. Buffalo (10/9/16)

#### TWO INTERCEPTIONS IN A GAME

RAMS: 2, Trumaine Johnson, vs. Oakland (11/30/14)  
OPP: 2, Landon Collins, vs. New York Giants (10/23/16)  
2, Dominique Rodgers-Cromartie, vs. New York Giants (10/23/16)

#### THREE INTERCEPTIONS IN A GAME

RAMS: 3, Keith Lyle, @ Atlanta (12/15/96)  
OPP: 3, Ron Bolton, @ Cleveland (11/27/77)

#### INTERCEPTION RETURNED FOR A TOUCHDOWN

RAMS: 58, Trumaine Johnson, vs. Detroit (12/13/15)  
OPP: 44, Landon Collins, vs. New York Giants (10/23/16)

#### FUMBLE RETURNED FOR A TOUCHDOWN

RAMS: 77, Ethan Westbrooks, @ Tampa Bay (9/25/16)  
OPP: 8, Cary Williams, vs. Seattle (9/13/15)

### Special Teams Totals

#### KICKOFF RETURNED FOR A TOUCHDOWN

RAMS: 99, Chris Johnson, vs. Seattle (11/25/05)  
OPP: 99, Knile Davis, @ Kansas City (10/26/14)

#### PUNT RETURNED FOR A TOUCHDOWN

RAMS: 75, Tavon Austin, vs. Seattle (9/13/15)  
OPP: 57, Tyler Lockett, vs. Seattle (9/13/15)

#### PUNT BLOCKED

RAMS: T.J. McDonald (M. Koenen), @ Tampa Bay (9/14/14)  
OPP: James Casey (Hekker), @ Philadelphia (10/5/14)

#### BLOCKED PUNT RETURNED FOR A TOUCHDOWN

RAMS: Brandon Chillar, vs. Jacksonville (10/30/05)  
29-yard return of Chris Hanson punt; Blocked by Drew Wahlroos  
OPP: Chris Maragos, @ Philadelphia (10/5/14)  
10-yard return of Johnny Hekker punt; Blocked by James Casey

#### FIELD GOAL ATTEMPT BLOCKED

RAMS: Daren Bates (J. Brown), vs. NY Giants (12/21/14)  
OPP: Dontae Johnson (G. Zuerlein), @ San Francisco (1/3/16)

#### BLOCKED FIELD GOAL ATTEMPT RETURNED FOR A TOUCHDOWN

RAMS: LeRoy Irvin, vs. San Francisco (9/14/86)  
65-yard return of Ray Wersching 44-yard attempt; Blocked by Jery Gray; Mike Wilcher recovered and lateraled to Irvin  
OPP: Kevin Ross, vs. Atlanta (10/12/95)  
83-yard return of Steve McLaughlin 28-yard attempt; Blocked by Roger Harper

#### FOUR OR MORE FIELD GOALS

RAMS: 4, Greg Zuerlein, vs. Buffalo (10/9/16)  
OPP: 4, Phil Dawson, @ San Francisco (1/3/16)

#### PAT BLOCKED

RAMS: Cam Thomas (Carpenter), vs. Buffalo (10/9/16)  
OPP: Lawrence Guy, @ Baltimore (11/22/15)

#### PAT ATTEMPT FAILED

RAMS: Greg Zuerlein, @ Washington (12/7/14)  
OPP: Nick Folk, @ New York Jets (11/13/16)





## 2016 EXPLOSIVES

### PASS EXPLOSIVES (20+ Yards)

Los Angeles Rams					Opponents						
YDS	RECEIVER	PASSER	QTR	DATE	TEAM	YDS	RECEIVER	PASSER	QTR	DATE	TEAM
65t	Brian Quick	Case Keenum	1	10/2/16	@ ARI	61	Golden Tate	Matthew Stafford	3	10/16/16	@ DET
48	Brian Quick	Case Keenum	1	10/23/16	NYG	53	Tyler Lockett	Russell Wilson	4	9/18/16	SEA
47	Kenny Britt	Case Keenum	3	10/16/16	@ DET	52	Robby Anderson	Bryce Betty	1	11/13/16	@ NYJ
46	Kenny Britt	Case Keenum	2	11/13/16	@ NYJ	50t	Tim Hightower	Willie Snead	4	11/27/16	@ NO
44	Lance Kendricks	Case Keenum	2	9/18/16	SEA	35	Carlos Hyde	Blaine Gabbert	4	9/12/16	@ SF
44t	Brian Quick	Case Keenum	1	9/25/16	@ TB	35	Tyler Lockett	Russell Wilson	1	9/18/16	SEA
43t	Tavon Austin	Case Keenum	4	9/25/16	@ TB	35	Josh Hill	Drew Brees	2	11/27/16	@ NO
43	Kenny Britt	Case Keenum	2	10/16/16	@ DET	35	Michael Thomas	Drew Brees	3	11/27/16	@ NO
36	Kenny Britt	Case Keenum	3	9/18/16	SEA	34	Golden Tate	Matthew Stafford	1	10/16/16	@ DET
34	Kenny Britt	Case Keenum	2	10/2/16	@ ARI	33	Charles Sims	Jameis Winston	4	9/25/16	@ TB
33	Todd Gurley	Case Keenum	3	10/2/16	@ ARI	31	Adam Humphries	Jameis Winston	1	9/25/16	@ TB
31	Kenny Britt	Case Keenum	4	10/2/16	@ ARI	31	Coby Fleener	Drew Brees	2	11/27/16	@ NO
31	Tavon Austin	Case Keenum	2	10/9/16	BUF	29	Adam Humphries	Jameis Winston	4	9/25/16	@ TB
31	Brian Quick	Case Keenum	4	10/9/16	BUF	29	John Brown	Carson Palmer	4	10/2/16	@ ARI
31	Tyler Higbee	Case Keenum	2	11/6/16	CAR	29	Charles Clay	Tyrod Taylor	1	10/9/16	BUF
31	Todd Gurley	Jared Goff	1	11/27/16	@ NO	28	Devin Funchess	Cam Newton	3	11/6/16	CAR
28	Kenny Britt	Case Keenum	1	10/9/16	BUF	25	Victor Cruz	Eli Manning	2	10/23/16	NYG
27	Tavon Austin	Case Keenum	3	9/18/16	SEA	24	J.J. Nelson	Carson Palmer	3	10/2/16	@ ARI
27	Brian Quick	Case Keenum	4	11/6/16	CAR	24	David Johnson	Carson Palmer	3	10/2/16	@ ARI
26	Malcolm Brown	Case Keenum	4	10/9/16	BUF	24	Rashad Jennings	Eli Manning	2	10/23/16	NYG
26	Kenny Britt	Case Keenum	4	10/23/16	NYG	24	Kelvin Benjamin	Cam Newton	2	11/6/16	CAR
25	Lance Kendricks	Case Keenum	4	11/6/16	CAR	23t	Golden Tate	Matthew Stafford	4	10/16/16	@ DET
25	Kenny Britt	Case Keenum	1	11/13/16	@ NYJ	22	Odell Beckham	Eli Manning	4	10/23/16	NYG
24	Todd Gurley	Case Keenum	1	10/9/16	BUF	21t	Mark Ingram	Drew Brees	3	11/27/16	@ NO
24t	Tavon Austin	Jared Goff	1	11/27/16	@ NO	21	Josh Hill	Drew Brees	3	11/27/16	@ NO
24	Lance Kendricks	Jared Goff	2	11/27/16	@ NO	21t	Michael Thomas	Drew Brees	3	11/27/16	@ NO
23	Lance Kendricks	Case Keenum	2	10/2/16	@ ARI	20	Cameron Brate	Jameis Winston	2	9/25/16	@ TB
23	Brian Quick	Case Keenum	4	10/23/16	NYG	20	John Brown	Carson Palmer	2	10/2/16	@ ARI
22	Kenny Britt	Case Keenum	2	9/12/16	@ SF	20	John Brown	Carson Palmer	3	10/2/16	@ ARI
22	Kenny Britt	Case Keenum	2	9/12/16	@ SF						
21	Lance Kendricks	Case Keenum	3	10/9/16	BUF						
21	Tavon Austin	Jared Goff	3	11/20/16	MIA						
20t	Kenny Britt	Case Keenum	1	10/16/16	@ DET						
20	Todd Gurley	Case Keenum	3	10/23/16	NYG						
20	Tavon Austin	Case Keenum	3	11/13/16	@ NYJ						
20	Lance Kendricks	Jared Goff	2	11/20/16	MIA						

### INTERCEPTION RETURN EXPLOSIVES (20+ Yards)

Los Angeles Rams					Opponents						
YDS	RETURNER		QTR	DATE	TEAM	YDS	RETURNER		QTR	DATE	TEAM
44t	Landon Collins		2	10/23/16	NYG						
41t	Nickell Robey-Coleman		3	10/9/16	BUF						
38t	Kwon Alexander		1	9/25/16	@ TB						

### FUMBLE RETURN EXPLOSIVES (20+ Yards)

Los Angeles Rams					Opponents						
YDS	RETURNER		QTR	DATE	TEAM	YDS	RETURNER		QTR	DATE	TEAM
77t	Ethan Westbrooks		4	9/25/16	@ TB						



## 2016 EXPLOSIVES

### RUN EXPLOSIVES (10+ Yards)

Los Angeles Rams					Opponents				
<u>YDS</u>	<u>RUSHER</u>	<u>QTR</u>	<u>DATE</u>	<u>TEAM</u>	<u>YDS</u>	<u>RUSHER</u>	<u>QTR</u>	<u>DATE</u>	<u>TEAM</u>
24	Benny Cunningham	1	11/13/16	@ NYJ	61	Mark Ingram	3	11/27/16	@ NO
24t	Todd Gurley	1	11/20/16	MIA	53	LeSean McCoy	2	10/9/16	BUF
22	Benny Cunningham	1	9/25/16	@ TB	36	Jay Ajayi	1	11/20/16	MIA
18	Todd Gurley	2	11/6/16	CAR	31	David Johnson	2	10/2/16	@ ARI
18	Todd Gurley	1	11/20/16	MIA	30	Tim Hightower	4	11/27/16	@ NO
16	Todd Gurley	3	9/25/16	@ TB	28	Matt Forte	2	11/13/16	@ NYJ
16	Todd Gurley	3	10/9/16	BUF	24	LeSean McCoy	4	10/9/16	BUF
15	Todd Gurley	1	10/16/16	@ DET	23	Charles Sims	4	9/25/16	@ TB
14	Tavon Austin	2	9/25/16	@ TB	23	Matt Forte	3	11/13/16	@ NYJ
13	Todd Gurley	3	11/13/16	@ NYJ	22	Tyrod Taylor	1	10/9/16	BUF
13	Case Keenum	4	10/2/16	@ ARI	20	Russell Wilson	1	9/18/16	SEA
13	Todd Gurley	2	10/16/16	@ DET	19	Zach Zenner	4	10/16/16	@ DET
13	Todd Gurley	2	11/27/16	@ NO	18	Carlos Hyde	1	9/12/16	@ SF
12	Todd Gurley	2	10/9/16	BUF	18	Chris Johnson	2	10/2/16	@ ARI
11	Todd Gurley	4	9/18/16	SEA	18	Mark Ingram	1	11/27/16	@ NO
11	Todd Gurley	4	11/13/16	@ NYJ	17	LeSean McCoy	2	10/9/16	BUF
10	Todd Gurley	3	9/12/16	@ SF	17	Jonathan Stewart	4	11/6/16	CAR
10	Tavon Austin	1	10/23/16	NYG	17	Bilal Powell	2	11/13/16	@ NYJ
10	Tavon Austin	3	11/27/16	@ NO	16	Christine Michael	3	9/18/16	SEA
					15	LeSean McCoy	1	10/9/16	BUF
					15	Zach Zenner	1	10/16/16	@ DET
					15	Matt Forte	2	11/13/16	@ NYJ
					15	Mark Ingram	2	11/27/16	@ NO
					15	Mark Ingram	4	11/27/16	@ NO
					14	Bilal Powell	2	11/13/16	@ NYJ
					13	LeSean McCoy	3	10/9/16	BUF
					12	Christine Michael	2	9/18/16	SEA
					11t	Carlos Hyde	1	9/12/16	@ SF
					11	Blaine Gabbert	1	9/12/16	@ SF
					11	Christine Michael	3	9/18/16	SEA
					11	David Johnson	3	10/2/16	@ ARI
					11	Jay Ajayi	2	11/20/16	MIA
					10	Christine Michael	3	9/18/16	SEA
					10	Jameis Winston	4	9/25/16	@ TB
					10	David Johnson	1	10/2/16	@ ARI
					10	Paul Perkins	2	10/23/16	NYG
					10	Ryan Tannehill	3	11/20/16	MIA
					10t	Mark Ingram	2	11/27/16	@ NO

### PUNT RETURN EXPLOSIVES (20+ Yards)

Los Angeles Rams					Opponents				
<u>YDS</u>	<u>RETURNER</u>	<u>QTR</u>	<u>DATE</u>	<u>TEAM</u>	<u>YDS</u>	<u>RETURNER</u>	<u>QTR</u>	<u>DATE</u>	<u>TEAM</u>
47	Tavon Austin	4	10/2/16	@ ARI					
28	Tavon Austin	3	9/12/16	SF					

### KICK RETURN EXPLOSIVES (30+ Yards)

Los Angeles Rams					Opponents				
<u>YDS</u>	<u>RETURNER</u>	<u>QTR</u>	<u>DATE</u>	<u>TEAM</u>	<u>YDS</u>	<u>RETURNER</u>	<u>QTR</u>	<u>DATE</u>	<u>TEAM</u>
61	Benny Cunningham	4	11/27/16	@ NO					
44	Benny Cunningham	1	9/25/16	@ TB					
44	Benny Cunningham	4	11/20/16	MIA					
42	Benny Cunningham	1	11/20/16	MIA					
33	Benny Cunningham	2	11/27/16	@ NO					
32	Benny Cunningham	4	9/12/16	@ SF					
30	Benny Cunningham	3	10/16/16	@ DET					



## 2016 WEEKLY LEADERS | LOS ANGELES RAMS

GAME	SCORING	CARRIES	RUSHING YARDS	RECEIVING YARDS	TACKLES	SACKS	INTs	SP. TEAMS TACKLES
@ SF	N/A	T. Gurley, 17	T. Gurley, 47	K. Britt, 67	A. Ogletree, 16	N/A	N/A	C. Reynolds, 2
SEA	G. Zuerlein, 9	T. Gurley, 19	T. Gurley, 51	K. Britt, 94	M. Barron, 13	R. Quinn, 1.0 W. Hayes, 1.0	N/A	B. Cunningham, 1
@ TB	G. Zuerlein, 7	T. Gurley, 27	T. Gurley, 85	T. Austin, 82	A. Ogletree, 12	R. Quinn, 1.0	M. Barron, 1	B. Hager, 1 C. Littleton, 1
@ ARI	B. Quick, 12	T. Gurley, 33	T. Gurley, 33	K. Britt, 82	A. Ogletree, 8 M. Barron, 8	A. Donald, 1.5	M. Barron, 1 T. Johnson, 1 T. McDonald, 1	Five players, 1
BUF	G. Zuerlein, 13	T. Gurley, 23	T. Gurley, 72	K. Britt, 75	A. Ogletree, 10 M. Barron, 10	E. Westbrooks 1.0	N/A	M. Christian, 2
@ DET	K. Britt, 12	T. Gurley, 14	T. Gurley, 58	K. Britt, 136	A. Ogletree, 11	A. Donald, 1.0	N/A	Four players, 1
NYG	T. Austin, 6	T. Gurley, 15	T. Gurley, 57	B. Quick, 92	A. Ogletree, 10 M. Barron, 10	N/A	N/A	C. Reynolds, 2 B. Hager, 2
CAR	K. Britt, 6	T. Gurley, 12	T. Gurley, 48	L. Kendricks, 90	M. Barron, 11	A. Donald, 2.0	N/A	Three players, 1
@ NYJ	G. Zuerlein, 9	T. Gurley, 21	T. Gurley, 64	K. Britt, 109	A. Ogletree, 11	W. Hayes, 1.0	A. Ogletree, 1	C. Davis, 2 B. Marquez, 2
MIA	T. Gurley, 6	T. Gurley, 20	T. Gurley, 76	K. Britt, 43	A. Ogletree, 13	D. Easley, 2.0	M. Alexander, 1	Three players, 1
@ NO	K. Britt, 6 L. Kendricks, 6 T. Austin, 6	T. Gurley, 13	T. Gurley, 50	K. Britt, 52	M. Barron, 18	A. Donald, 1.0 R. Quinn, 1.0	N/A	C. Davis, 1 C. Littleton, 1
@ NE								
ATL								
@ SEA								
SF								
ARI								





# ***RAMS RECORDS***

# RAMS ALL-TIME LEADERS



**Bold denotes player active with Rams**

*Italics denotes rookie*

## CAREER RUSHING

	<b>Years</b>	<b>Att.</b>	<b>Yards</b>	<b>Avg.</b>	<b>Long</b>	<b>TD</b>
1.	Jackson, Steven..... 2004-12	2,395	10,135	4.2	59t	56
2.	Dickerson, Eric..... 1983-87	1,525	7,245	4.8	85t	56
3.	Faulk, Marshall..... 1999-2006	1,447	6,959	4.8	71t	58
4.	McCutcheon, Lawrence ..... 1973-79	1,435	6,186	4.3	48	23
5.	Bass, Dick ..... 1960-69	1,218	5,417	4.5	73t	34
6.	Towler, Dan..... 1950-55	672	3,493	5.2	79t	44
7.	Josephson, Les..... 1964-67, 69-74	797	3,407	4.3	75	17
8.	Younger, Paul (Tank) ..... 1949-57	682	3,296	4.8	75t	17
9.	Tyler, Wendell ..... 1977-82	720	3,266	4.5	69t	33
10.	Bryant, Cullen ..... 1973-81, 87	802	3,119	3.9	26	20

## SEASON RUSHING

	<b>Year</b>	<b>Att.</b>	<b>Yds.</b>	<b>Avg.</b>	<b>Long</b>	<b>TD</b>
1.	Dickerson, Eric ..... 1984	379	2,105	5.6	66	14
2.	Dickerson, Eric ..... 1986	404	1,821	4.5	42t	11
3.	Dickerson, Eric ..... 1983	390	1,808	4.6	85t	18
4.	Jackson, Steven ..... 2006	346	1,528	4.4	59t	13
5.	Bettis, Jerome..... 1993	294	1,429	4.9	71t	7
6.	Jackson, Steven ..... 2009	324	1,416	4.4	58	4
7.	Faulk, Marshall ..... 2001	260	1,382	5.3	71t	12
8.	Faulk, Marshall ..... 1999	253	1,381	5.5	58	7
9.	White, Charles..... 1987	324	1,374	4.2	58	11
10.	Faulk, Marshall ..... 2000	253	1,359	5.4	36	18

## CAREER PASSING (Based on Yards)

	<b>Years</b>	<b>Att.</b>	<b>Comp.</b>	<b>Yards</b>	<b>Pct.</b>	<b>TD</b>	<b>Int.</b>
1.	Everett, Jim..... 1986-93	3,277	1,847	23,758	.564	142	123
2.	Bulger, Marc ..... 2001-09	3,171	1,969	22,814	.621	122	93
3.	Gabriel, Roman ..... 1962-72	3,313	1,705	22,223	.515	154	112
4.	Van Brocklin, Norm..... 1949-57	1,897	1,011	16,114	.533	118	127
5.	Warner, Kurt ..... 1998-03	1,688	1,121	14,447	.664	102	65
6.	Waterfield, Bob ..... 1945-52	1,618	814	11,893	.503	99	128
7.	Bradford, Sam ..... 2010-	1,760	1,032	11,065	.586	59	38
8.	Ferragamo, Vince..... 1977-84	1,288	730	9,376	.567	70	71
9.	Haden, Pat..... 1976-81	1,363	731	9,296	.536	52	60
10.	Wade, Bill ..... 1954-60	1,116	602	8,572	.539	56	68

## CAREER PASSING (Based on Rating; Minimum 1,500 Attempts)

	<b>Years</b>	<b>Att.</b>	<b>Comp.</b>	<b>Yards</b>	<b>Pct.</b>	<b>TD</b>	<b>Int.</b>	<b>Rating</b>
1.	Warner, Kurt ..... 1998-03	1,688	1,121	14,447	.664	102	65	97.2
2.	Bulger, Marc ..... 2001-09	3,171	1,969	22,814	.621	122	93	84.4
3.	Everett, Jim..... 1986-93	3,277	1,847	23,758	.564	142	123	78.1
4.	Bradford, Sam ..... 2010-	1,760	1,032	11,065	.586	59	38	79.3
5.	Van Brocklin, Norm.. 1949-57	1,897	1,011	16,114	.533	118	127	74.7

## SEASON PASSING (Based on Yards)

	<b>Year</b>	<b>Att.</b>	<b>Comp.</b>	<b>Yards</b>	<b>Pct.</b>	<b>TD</b>	<b>Int.</b>
1.	Warner, Kurt ..... 2001	546	375	4,830	68.7	36	22
2.	Warner, Kurt ..... 1999	499	325	4,353	65.1	41	13
3.	Everett, Jim..... 1989	518	304	4,310	58.7	29	17
4.	Bulger, Marc ..... 2006	588	370	4,301	63.0	24	8
5.	Everett, Jim..... 1990	554	307	3,989	55.4	23	17
6.	Everett, Jim..... 1988	517	308	3,964	59.6	31	18
	Bulger, Marc ..... 2004	485	321	3,964	66.2	21	14
8.	Bulger, Marc ..... 2003	532	336	3,845	63.2	22	22
9.	Bradford, Sam ..... 2012	551	328	3,702	59.5	21	13
10.	<i>Bradford, Sam</i> ..... 2010	590	354	3,512	60.0	18	15



## CAREER RECEPTIONS

	<b>Years</b>	<b>No.</b>	<b>Yards</b>	<b>Avg.</b>	<b>Long</b>	<b>TD</b>
1.	Bruce, Isaac.....1994-2007	942	14,109	15.0	80t	84
2.	Holt, Torry.....1999-2008	869	12,660	14.6	85t	74
3.	Ellard, Henry.....1983-93	593	9,761	16.5	81t	48
4.	Faulk, Marshall (RB).....1999-2006	470	4,071	8.7	72t	27
5.	Jackson, Steven (RB).....2004-12	407	3,324	8.2	64t	8
6.	Fears, Tom.....1948-56	400	5,397	13.4	80t	38
7.	Hirsch, Elroy.....1949-57	343	6,299	18.4	91t	53
8.	Snow, Jack.....1965-75	340	6,012	17.7	84t	45
9.	Phillips, Jim.....1958-64	333	4,953	14.9	93t	27
10.	Benton, Jim.....1938-40, 42, 44-47	275	4,566	16.6	84t	42

## SEASON RECEPTIONS

	<b>Year</b>	<b>No.</b>	<b>Yards</b>	<b>Avg.</b>	<b>Long</b>	<b>TD</b>
1.	Bruce, Isaac.....1995	119	1,781	15.0	72	13
2.	Holt, Torry.....2003	117	1,696	14.5	48	12
3.	Holt, Torry.....2005	102	1,331	13.0	44	9
4.	Holt, Torry.....2004	94	1,372	14.6	75t	10
5.	Holt, Torry.....2007	93	1,189	12.8	40	7
	Holt, Torry.....2006	93	1,188	12.8	67t	10
7.	Holt, Torry.....2002	91	1,302	14.3	58	4
8.	Jackson, Steven.....2006	90	806	9.0	64t	3
9.	Bruce, Isaac.....2004	89	1,292	14.5	56	6
10.	Bruce, Isaac.....2000	87	1,471	16.9	78t	9
	Faulk, Marshall (RB).....1999	87	1,048	12.0	57t	5

## CAREER RECEIVING YARDS

	<b>Years</b>	<b>No.</b>	<b>Yards</b>	<b>Avg.</b>	<b>Long</b>	<b>TD</b>
1.	Bruce, Isaac.....1994-2007	942	14,109	15.0	80t	84
2.	Holt, Torry.....1999-2008	869	12,660	14.6	85t	74
3.	Ellard, Henry.....1983-93	593	9,761	16.6	81t	48
4.	Hirsch, Elroy.....1949-57	343	6,299	18.4	91t	53
5.	Snow, Jack.....1965-75	340	6,012	17.7	84t	45
6.	Fears, Tom.....1948-56	400	5,397	13.4	80t	38
7.	Anderson, Willie.....1988-94	259	5,246	20.3	78t	26
8.	Phillips, Jim.....1958-64	333	4,953	14.9	93t	27
9.	Benton, Jim.....1938-40, 42, 44-47	275	4,566	16.6	84t	42
10.	Faulk, Marshall.....1999-2006	470	4,071	8.7	72t	27

## SEASON RECEIVING YARDS

	<b>Years</b>	<b>No.</b>	<b>Yards</b>	<b>Avg.</b>	<b>Long</b>	<b>TD</b>
1.	Bruce, Isaac.....1995	119	1,781	15.0	72	13
2.	Holt, Torry.....2003	117	1,696	14.5	48	12
3.	Holt, Torry.....2000	82	1,635	19.9	85t	6
4.	Hirsch, Elroy.....1951	66	1,495	22.7	91	17
5.	Bruce, Isaac.....2000	87	1,471	16.9	78t	9
6.	Ellard, Henry.....1988	86	1,414	16.4	68	10
7.	Ellard, Henry.....1989	70	1,382	19.7	53	8
8.	Holt, Torry.....2004	94	1,372	14.6	75t	10
9.	Holt, Torry.....2001	81	1,363	16.8	51	7
10.	Bruce, Isaac.....1996	84	1,338	15.9	70	7

## CAREER YARDS FROM SCRIMMAGE

	<b>Years</b>	<b>TOTAL</b>	<b>RUSHING</b>		<b>RECEIVING</b>		
	<b>Years</b>	<b>Touches</b>	<b>Yards</b>	<b>Rush</b>	<b>Yards</b>	<b>Rec.</b>	<b>Yards</b>
1.	Bruce, Isaac.....1994-2007	965	14,259	23	150	942	14,109
2.	Jackson, Steven.....2004-12	2,802	13,459	2,395	10,135	407	3,324
3.	Holt, Torry.....1999-2008	880	12,717	11	57	869	12,660
4.	Faulk, Marshall.....1999-2006	1,917	11,030	1,447	6,959	470	4,071
5.	Ellard, Henry.....1983-93	611	9,816	18	55	593	9,761
6.	Dickerson, Eric.....1983-87	1,648	8,157	1,525	7,245	123	912
7.	McCutcheon, Lawrence.....1972-79	1,619	7,869	1,435	6,186	184	1,683
8.	Bass, Dick.....1960-69	1,432	7,262	1,218	5,417	214	1,845
9.	Hirsch, Elroy.....1949-57	417	6,616	74	317	343	6,299
10.	Snow, Jack.....1965-75	342	6,015	2	3	340	6,012



### CAREER KICKOFF RETURN AVERAGE (Minimum 75)

	<b>Years</b>	<b>No.</b>	<b>Yards</b>	<b>Avg.</b>	<b>Long</b>	<b>TD</b>
1. <b>Cunningham, Benny</b>	<b>2013-present</b>	<b>91</b>	<b>2,483</b>	<b>27.3</b>	<b>102</b>	<b>0</b>
2. Horne, Tony .....	1998-00	143	3,577	25.0	103t	4
3. Arnett, Jon.....	1957-63	104	2,590	24.9	71t	2
4. Lewis, Woodley .....	1950-55	108	2,575	23.8	88t	1
5. Amendola, Danny .....	2009-12	118	2,776	23.5	84	0
6. Brown, Ron .....	1984-89, 91	169	3,918	23.2	98t	4

### SEASON KICKOFF RETURN AVERAGE (Minimum One Per Game)

	<b>Year</b>	<b>No.</b>	<b>Yards</b>	<b>Avg.</b>	<b>Long</b>	<b>TD</b>
1. Smith, Verda (Vitamin T.) .....	1950	22	742	33.7	97	3
2. Brown, Ron .....	1985	28	918	32.8	98t	3
3. Wilson, Tom.....	1956	15	477	31.8	103t	1
4. Bass, Dick.....	1961	23	698	30.3	64	0
5. Williams, Travis .....	1971	25	743	29.7	105t	1
Horne, Tony .....	1999	30	892	29.7	101t	2

### CAREER PUNT RETURN AVERAGE (Minimum 75)

	<b>Years</b>	<b>No.</b>	<b>Yards</b>	<b>Avg.</b>	<b>Long</b>	<b>TD</b>
1. Hakim, Az-Zahir .....	1998-01	112	1,278	11.4	86t	2
2. Ellard, Henry .....	1983-93	135	1,527	11.3	83t	4
3. Smith, Verda (Vitamin T.) .....	1949-53	75	814	10.9	85t	1
4. Kennison, Eddie.....	1996-98	103	1,085	10.5	78t	3
5. Irvin, LeRoy.....	1980-89	146	1,451	9.9	84t	4

### SEASON PUNT RETURN AVERAGE (Minimum One Per Punt)

	<b>Year</b>	<b>No.</b>	<b>Yards</b>	<b>Avg.</b>	<b>Long</b>	<b>TD</b>
1. Lewis, Woodley .....	1952	19	351	18.5	83t	2
2. <i>Smith, Verda (Vitamin T.)</i> .....	<i>1949</i>	<i>27</i>	<i>427</i>	<i>15.8</i>	<i>85t</i>	<i>1</i>
3. Horvath, Les .....	1948	13	203	15.6	27	0
4. Hakim, Az-Zahir .....	2000	32	489	15.3	86t	1
5. Hall, Dante .....	2007	19	286	15.1	85t	1

### CAREER ALL-PURPOSE YARDS

	<b>Years</b>	<b>Touches</b>	<b>Yards</b>	<b>Rush</b>	<b>Yards</b>	<b>Rec.</b>	<b>Yards</b>	<b>PR</b>	<b>Yards</b>	<b>KR</b>	<b>Yards</b>
1. Bruce, Isaac.....	1994-2007	965	14,311	23	150	942	14,109	0	52	0	0
2. Jackson, Steven .....	2004-12	2,806	13,538	2,395	10,135	407	3,324	0	0	4	79
2. Holt, Torry.....	1999-2008	883	12,732	11	57	869	12,660	3	15	0	0
4. Ellard, Henry.....	1983-93	765	11,707	18	55	593	9,761	135	1,527	19	364
5. Faulk, Marshall .....	1999-2006	1,919	11,048	1,447	6,959	470	4,071	0	0	2	18
6. Bass, Dick.....	1960-69	1,510	8,936	1,218	5,417	214	1,845	24	263	54	1,415
7. Dickerson, Eric .....	1983-87	1,648	8,157	1,525	7,245	123	912	0	0	0	0
8. Arnett, Jon .....	1957-63	1,042	8,036	688	2,852	175	1,911	75	683	104	2,590
9. McCutcheon, L. ....	1972-79	1,620	7,875	1,435	6,186	184	1,683	0	0	1	6
10. Bryant, Cullen ...	1973-81, 1987	1,080	6,735	802	3,119	142	1,149	71	707	65	1,760

### CAREER SCORING

	<b>Years</b>	<b>TD</b>	<b>PAT</b>	<b>FG</b>	<b>2-Pt.</b>	<b>Tot. Pts.</b>
1. Wilkins, Jeff.....	1997-2007	0	428	265	0	1,223
2. Lansford, Mike .....	1982-90	0	315	158	0	789
3. Waterfield, Bob .....	1945-52	13	315	60	0	573
4. Gossett, Bruce .....	1964-69	0	211	120	0	571
5. Faulk, Marshall.....	1999-2006	85	0	0	7	524

### SEASON SCORING

	<b>Year</b>	<b>TD</b>	<b>PAT</b>	<b>FG</b>	<b>2-Pt.</b>	<b>Tot. Pts.</b>
1. Wilkins, Jeff.....	2003	0	46	39	0	163
2. Faulk, Marshall (RB).....	2000	26	0	0	2	160
3. Wilkins, Jeff.....	2006	0	35	32	0	131
4. Ray, David .....	1973	0	40	30	0	130
5. Faulk, Marshall (RB).....	2001	21	0	0	1	128



### CAREER INTERCEPTIONS

		<b>Years</b>	<b>No.</b>	<b>Yards</b>	<b>Avg.</b>	<b>Long</b>	<b>TD</b>
1.	Meador, Ed .....	1959-70	46	547	11.9	38t	5
2.	Cromwell, Nolan .....	1977-87	37	671	18.1	94	4
3.	Irvin, LeRoy .....	1980-89	34	654	19.2	81t	5
4.	Lyght, Todd .....	1991-00	31	359	11.6	57t	4
5.	Lyle, Keith .....	1994-00	28	336	12.0	68	0
	Perry, Rod .....	1975-82	28	386	13.8	83t	4
	Williams, Clarence .....	1965-72	28	428	15.3	65t	2
	Sherman, Will .....	1954-60	28	515	18.4	95t	3
9.	Elmendorf, Dave .....	1971-79	27	421	15.6	57t	2
10.	Thomas, Pat.....	1976-82	26	292	11.2	64	1

### SEASON INTERCEPTIONS

		<b>Year</b>	<b>No.</b>	<b>Yards</b>	<b>Avg.</b>	<b>Long</b>	<b>TD</b>
1.	<i>Lane, Dick (Night Train)</i> .....	1952	*14	298	21.3	80t	2
2.	<i>Lewis, Woodley</i> .....	1950	12	275	22.9	36	0
3.	Sherman, Will .....	1955	11	101	9.2	36	0
4.	Jackson, Monte .....	1976	10	173	17.3	46t	3
5.	McNeil, Ryan.....	1997	9	127	14.1	75t	1
	Lyle, Keith .....	1996	9	152	16.9	68	0
	<i>Burroughs, Don</i> .....	1955	9	103	11.4	34	0
	<i>Sims, George</i> .....	1949	9	78	8.7	27	1

\*NFL Record

### MOST CAREER PUNTS

	<b>Years</b>	<b>No.</b>	<b>Yards</b>	<b>Avg.</b>	<b>TB</b>	<b>In 20</b>	<b>Long</b>	<b>Blocked</b>	
1.	Jones, Donnie.....	2007-2011	449	20,924	46.6	39	133	80	1
2.	Hatcher, Dale.....	1985-89, 1991	432	17,302	40.1	28	121	67	2
4.	<b>Hekker, Johnny....</b>	<b>2012-present</b>	<b>400</b>	<b>18,676</b>	<b>46.7</b>	<b>20</b>	<b>150</b>	<b>78</b>	<b>1</b>
4.	Landeta, Sean ....	'93-96, 2003-04	380	16,747	44.2	42	90	70	0
5.	Van Brocklin, Norm.....	1951-1957	343	14,783	43.1	–	–	71	1
6.	Studstill, Pat.....	1968-1971	298	11,980	40.2	25	–	60	0
	Villanueva, Danny.....	1961-1964	296	13,099	44.3	13	–	68	1

### SEASON PUNTING AVERAGE

	<b>Year</b>	<b>No.</b>	<b>Yards</b>	<b>Avg.</b>	<b>TB</b>	<b>In 20</b>	<b>Long</b>	<b>Blocked</b>	
1.	Jones, Donnie.....	2008	82	4,100	50.0	7	20	68	0
2.	<b>Hekker, Johnny</b> .....	<b>2015</b>	<b>96</b>	<b>4,601</b>	<b>47.9</b>	<b>6</b>	<b>41</b>	<b>68</b>	<b>0</b>
3.	Jones, Donnie.....	2007	78	3,684	47.2	9	18	80	0
4.	Jones, Donnie.....	2009	90	4,212	46.8	10	34	63	0
5.	<b>Hekker, Johnny</b> .....	<b>2014</b>	<b>80</b>	<b>3,721</b>	<b>46.5</b>	<b>5</b>	<b>33</b>	<b>61</b>	<b>1</b>
6.	<b>Hekker, Johnny</b> .....	<b>2013</b>	<b>78</b>	<b>3,609</b>	<b>46.3</b>	<b>4</b>	<b>19</b>	<b>64</b>	<b>0</b>
7.	<b>Hekker, Johnny</b> .....	<b>2012</b>	<b>82</b>	<b>3,756</b>	<b>45.8</b>	<b>4</b>	<b>22</b>	<b>68</b>	<b>0</b>
8.	Villanueva, Danny.....	1962	87	3,960	45.5	7	–	65	1
	Jones, Donnie.....	2010	94	4,276	45.5	4	32	63	0
9.	Turk, Matt .....	2006	69	3,132	45.4	7	26	74	1
	Villanueva, Danny.....	1963	81	3,678	45.4	0	–	68	0





# RAMS YEAR-BY-YEAR LEADERS



## PASSING

Year	Player	Att.	Cmp.	Yards	Pct.	TD	Int.	Long	Sk/Yds	Rating	
1937	Snyder, Bob	66	25	378	37.9	1	14			23.0	
1938	Snyder, Bob	87	36	631	41.4	0	9			27.2	
1939	Hall, Parker	208	106	1,227	51.0	9	13			57.5	
1940	Hall, Parker	183	77	1,108	42.1	1	16			27.8	
1941	Hall, Parker	190	84	863	44.2	7	19	39		30.5	
1942	Hall, Parker	140	62	815	44.3	7	19	59		40.3	
1943	Suspended Play/W.W. II										
1944	Reisz, Albie	113	49	777	43.4	8	10	70		53.6	
1945	Waterfield, Bob	171	88	1,609	51.4	14	16	84		72.5	
1946	Waterfield, Bob	256	128	1,772	50.0	17	18	57		65.9	
1947	Waterfield, Bob	221	96	1,210	43.4	8	18	45		39.2	
1948	Hardy, Jim	211	112	1,390	50.7	14	7	69t		82.1	
1949	Waterfield, Bob	296	154	2,168	52.0	17	24	71t		61.3	
1950	Van Brocklin, Norm	233	127	2,061	54.5	18	14	58		85.1	
1951	Waterfield, Bob	176	88	1,566	50.0	13	10	91t		81.8	
1952	Van Brocklin, Norm	205	113	1,736	55.1	14	17	84t		71.5	
1953	Van Brocklin, Norm	286	156	2,393	54.5	19	14	70t		84.1	
1954	Van Brocklin, Norm	260	139	2,637	53.5	13	21	80t		71.9	
1955	Van Brocklin, Norm	272	144	1,890	52.9	8	15	74t		62.0	
1956	Wade, Bill	178	91	1,461	51.1	10	13	76t		67.2	
1957	Van Brocklin, Norm	265	132	2,105	49.8	20	21	81t		68.8	
1958	Wade, Bill	341	181	2,875	53.1	18	22	93t		72.2	
1959	Wade, Bill	261	153	2,001	58.6	12	17	72t		71.1	
1960	Wade, Bill	182	106	1,294	58.2	12	11	63		77.0	
1961	Bratkowski, Zeke	230	124	1,547	53.9	8	13	84t		63.1	
1962	Bratkowski, Zeke	219	110	1,541	50.2	9	16	80t		56.5	
1963	Gabriel, Roman	281	130	1,947	46.3	8	11	77t	44/337	62.7	
1964	Munson, Bill	223	108	1,533	48.4	9	15	95t	23/183	56.5	
1965	Gabriel, Roman	173	83	1,321	48.0	11	5	60t	14/97	83.0	
1966	Gabriel, Roman	397	217	2,540	54.7	10	16	84t	48/319	65.9	
1967	Gabriel, Roman	371	196	2,779	52.8	25	13	80t	24/201	85.7	
1968	Gabriel, Roman	366	184	2,364	50.3	19	16	60t	27/296	70.0	
1969	Gabriel, Roman	399	217	2,549	54.4	24	7	93t	14/182	86.8	
1970	Gabriel, Roman	407	211	2,552	52.0	16	12	71	20/134	72.2	
1971	Gabriel, Roman	352	180	2,238	51.1	17	10	68	25/200	75.5	
1972	Gabriel, Roman	323	165	2,027	51.1	12	15	57	12/102	63.8	
1973	Hadl, John	258	135	2,008	52.3	22	11	69	17/126	88.8	
1974	Harris, James	198	106	1,544	53.5	11	6	50	12/101	85.3	
1975	Harris, James	285	157	2,148	55.1	14	15	54	21/180	73.8	
1976	Harris, James	158	91	1,460	57.6	8	6	80	14/151	89.8	
1977	Haden, Pat	216	122	1,551	56.5	11	6	58	17/151	84.4	
1978	Haden, Pat	444	229	2,995	51.6	13	19	68t	32/216	65.0	
1979	Haden, Pat	290	163	1,854	56.2	11	14	50	21/178	68.2	
1980	Ferragamo, Vince	404	240	3,199	59.4	30	19	74t	23/191	89.7	
1981	Haden, Pat	267	138	1,815	51.7	9	13	64	28/227	64.4	
1982	Ferragamo, Vince	209	118	1,609	56.5	9	9	85t	7/65	77.7	
1983	Ferragamo, Vince	464	274	3,276	59.1	22	23	61t	21/178	75.5	
1984	Kemp, Jeff	284	143	2,021	50.4	13	7	63t	24/190	78.7	
1985	Brock, Dieter	365	218	2,658	59.7	16	13	64t	51/351	81.8	
1986	Everett, Jim	147	73	1,018	49.7	8	8	60t	8/50	67.8	
1987	Everett, Jim	302	162	2,064	53.6	10	13	81t	17/139	68.4	
1988	Everett, Jim	517	308	3,964	59.6	31	18	69t	28/197	89.2	
1989	Everett, Jim	518	304	4,310	58.7	29	17	78t	29/214	90.6	
1990	Everett, Jim	554	307	3,989	55.4	23	17	55t	30/198	79.3	
1991	Everett, Jim	490	277	3,438	56.5	11	20	78	30/200	68.9	
1992	Everett, Jim	475	281	3,323	59.2	22	18	67t	26/204	80.1	
1993	Everett, Jim	274	135	1,652	49.3	8	12	60t	18/125	59.7	
1994	Miller, Chris	317	173	2,104	54.6	16	14	54	28/193	73.6	
1995	Miller, Chris	405	232	2,623	57.3	18	15	72	31/244	76.2	
1996	Banks, Tony	368	192	2,544	52.2	15	15	77t	48/306	71.0	
1997	Banks, Tony	487	252	3,254	51.7	14	13	76	43/317	71.5	
1998	Banks, Tony	408	241	2,535	59.1	7	14	80t	41/237	68.6	
1999	Warner, Kurt	499	325	4,353	65.1	41	13	75t	29/201	109.2	
2000	Green, Trent	240	145	2,063	60.4	16	5	64	24/145	101.8	
2001	Warner, Kurt	546	375	4,830	68.7	36	22	65t	38/233	101.4	
2002	Bulger, Marc	214	138	1,826	64.5	14	6	58	12/102	101.5	
2003	Bulger, Marc	532	336	3,845	63.2	22	22	48	37/288	81.4	
2004	Bulger, Marc	485	321	3,964	66.2	21	14	56	41/302	93.7	
2005	Bulger, Marc	287	192	2,297	66.9	14	9	57t	26/192	94.4	
2006	Bulger, Marc	588	370	4,301	63.0	24	8	67t	49/366	92.9	



Year	Player	Att.	Cmp.	Yards	Pct.	TD	Int.	Long	Sk/Yds	Rating
2007	Bulger, Marc	378	221	2,392	58.5	11	15	40	37/269	70.3
2008	Bulger, Marc	440	251	2,720	57.0	11	13	80t	38/263	71.4
2009	Bulger, Marc	247	140	1,469	56.7	5	6	50	14/85	70.7
2010	Bradford, Sam	590	354	3,512	60.0	18	15	49	34/244	76.5
2011	Bradford, Sam	357	191	2,614	53.5	6	6	68	36/248	70.5
2012	Bradford, Sam	328	551	3,702	59.5	21	13	80t	35/233	82.5
2013	Bradford, Sam	159	262	1,678	60.7	14	4	73	15/97	90.9
2014	Davis, Austin	180	284	2,001	63.4	12	9	59t	29/179	85.1
2015	Foles, Nick	190	337	2,052	56.4	7	10	68	14/98	69.0

## RUSHING

Year	Player	Att.	Yards	Avg.	Long	TD
1937	Drake, Johnny (Zero)	98	333	3.4		3
1938	Davis, Corbett	71	202	2.8		3
1939	Hall, Parker	120	458	3.8		2
1940	Drake, Johnny (Zero)	130	480	3.6		9
1941	Drake, Johnny (Zero)	101	246	2.4	15	2
1942	Magnani, Dante	59	344	5.8	71	2
1943	Suspended Play/W.W. II					
1944	West, Pat	66	220	3.3	31	0
1945	Gehrke, Fred	74	467	6.3	72	7
1946	Gehrke, Fred	71	371	5.2	53	3
1947	Washington, Kenny	60	444	7.4	92t	5
1948	Hoerner, Dick	76	354	4.7	23	4
1949	Hoerner, Dick	155	582	3.7	37	6
1950	<i>Davis, Glenn</i>	88	416	4.7	55	3
1951	Towler, Dan	126	854	6.8	79t	6
1952	Towler, Dan	156	894	5.7	44t	10
1953	Towler, Dan	152	879	5.8	73t	7
1954	Younger, Paul (Tank)	91	610	6.7	75t	8
1955	<i>Waller, Ron</i>	151	716	4.7	55t	7
1956	Waller, Ron	83	543	6.5	46	1
1957	Wilson, Tom	127	616	4.9	46	3
1958	Arnett, Jon	133	683	5.1	57	6
1959	Matson, Ollie	161	863	5.4	50	6
1960	Arnett, Jon	104	436	4.2	31	2
1961	Arnett, Jon	158	609	3.9	26	4
1962	Bass, Dick	196	1,033	5.3	57	6
1963	Bass, Dick	143	577	3.6	51	5
1964	Wilson, Ben	159	553	3.5	27	5
1965	Bass, Dick	121	549	4.5	44t	2
1966	Bass, Dick	248	1,090	4.4	50	8
1967	Josephson, Les	178	800	4.5	27	4
1968	Ellison, Willie	151	616	4.1	52t	5
1969	Smith, Larry	166	599	3.6	46	1
1970	Josephson, Les	150	640	4.3	23	5
1971	Ellison, Willie	211	1,000	4.7	80t	4
1972	Ellison, Willie	170	764	4.5	37	5
1973	McCutcheon, Lawrence	210	1,097	5.2	37	2
1974	McCutcheon, Lawrence	236	1,109	4.7	23	3
1975	McCutcheon, Lawrence	213	911	4.3	43	2
1976	McCutcheon, Lawrence	291	1,168	4.0	40	9
1977	McCutcheon, Lawrence	294	1,238	4.2	48	7
1978	Bryant, Cullen	178	658	3.7	26	7
1979	Tyler, Wendell	218	1,109	5.1	63t	9
1980	Bryant, Cullen	183	807	4.4	20	3
1981	Tyler, Wendell	260	1,074	4.1	69t	12
1982	Tyler, Wendell	137	564	4.1	54	9
1983	<i>Dickerson, Eric</i>	390	1,808	4.6	85t	18
1984	Dickerson, Eric	379	2,105	5.6	66	14
1985	Dickerson, Eric	292	1,234	4.2	43	12
1986	Dickerson, Eric	404	1,821	4.5	42t	11
1987	White, Charles	324	1,374	4.2	58	11
1988	Bell, Greg	288	1,212	4.2	44	16
1989	Bell, Greg	272	1,137	4.2	47	15
1990	Gary, Cleveland	204	808	4.0	48	14
1991	Delpino, Robert	214	688	3.2	36	9
1992	Gary, Cleveland	279	1,125	4.0	63	7
1993	<i>Bettis, Jerome</i>	294	1,429	4.9	71t	7
1994	Bettis, Jerome	319	1,025	3.2	19	3
1995	Bettis, Jerome	183	637	3.5	41	3
1996	<i>Phillips, Lawrence</i>	193	632	3.3	38	4
1997	Phillips, Lawrence	183	633	3.5	28	8
1998	Henley, June	88	313	3.6	22	3
1999	Faulk, Marshall	253	1,381	5.5	58	7
2000	Faulk, Marshall	253	1,359	5.4	36	18
2001	Faulk, Marshall	260	1,382	5.3	71t	12



Year	Player .....	Att.	Yards	Avg.	Long	TD
2002	Faulk, Marshall.....	212	953	4.5	44	8
2003	Faulk, Marshall.....	209	818	3.9	52	10
2004	Faulk, Marshall.....	195	774	4.0	40	3
2005	Jackson, Steven.....	254	1,046	4.1	51	8
2006	Jackson, Steven.....	346	1,528	4.4	59t	13
2007	Jackson, Steven.....	237	1,002	4.2	54	5
2008	Jackson, Steven.....	253	1,042	4.1	56t	7
2009	Jackson, Steven.....	324	1,416	4.4	58	4
2010	Jackson, Steven.....	330	1,241	3.8	42t	6
2011	Jackson, Steven.....	260	1,145	4.4	47t	5
2012	Jackson, Steven.....	257	1,042	4.1	46	4
2013	Stacy, Zac.....	250	973	3.9	40t	7
2014	Mason, Tre.....	179	765	4.3	89t	4
2015	Gurley, Todd.....	229	1,106	4.8	71t	10

## RECEIVING

Year	Player .....	No.	Yards	Avg.	Long	TD
1937	Busich, Sam .....	13	136	10.5		0
1938	Benton, Jim .....	21	418	19.9		5
1939	Spadacinni, Vic .....	32	292	9.1		1
1940	Benton, Jim .....	22	351	16.0		3
1941	Hickey, Howard (Red) .....	21	294	14.0	39	4
1942	Magnani, Dante.....	24	276	11.5	67	4
1943	Suspended Play/W.W. II					
1944	Benton, Jim .....	39	505	12.9	36	6
1945	Benton, Jim .....	45	1,067	23.7	84	8
1946	Benton, Jim .....	63	993	15.8	57	6
1947	Benton, Jim .....	35	511	14.6	43	6
1948	Fears, Tom .....	51	698	13.7	80	4
1949	Fears, Tom.....	77	1,013	13.2	51t	9
1950	Fears, Tom.....	84	1,116	13.3	53	7
1951	Hirsch, Elroy .....	66	1,495	22.7	91	17
1952	Fears, Tom.....	48	600	12.5	36	6
1953	Hirsch, Elroy .....	61	941	15.4	70	4
1954	Boyd, Bob .....	53	1,212	22.9	80	6
1955	Fears, Tom.....	44	569	12.9	31	2
1956	Clarke, Leon .....	36	650	18.1	60	4
1957	Hirsch, Elroy .....	32	477	14.9	45	6
1958	Shofner, Del .....	51	1,097	21.5	92	8
1959	Shofner, Del .....	47	936	19.9	72	7
1960	Phillips, Jim .....	52	883	17.0	61t	8
1961	Phillips, Jim .....	78	1,092	14.0	69t	5
1962	Phillips, Jim .....	60	875	14.6	65t	5
1963	Phillips, Jim .....	54	793	14.7	52	1
1964	McKeever, Marlin (TE) .....	41	582	14.2	46	1
1965	McDonald, Tom .....	67	1,036	15.5	51	9
1966	Moore, Tom (RB).....	60	433	7.2	30t	3
1967	Casey, Bernie .....	53	871	16.4	57t	8
1968	Truax, Billy (TE).....	35	417	11.9	22	3
1969	Snow, Jack .....	49	734	15.0	74t	6
1970	Snow, Jack.....	51	859	16.8	71	7
1971	Rentzel, Lance .....	38	534	14.1	41	5
1972	Snow, Jack.....	30	590	19.7	57	4
1973	Jackson, Harold .....	40	874	21.9	69	13
1974	McCutcheon, Lawrence (RB).....	39	408	10.5	50	2
1975	Jackson, Harold .....	43	786	18.3	54	7
1976	Jackson, Harold .....	39	751	19.3	65	5
1977	Jackson, Harold .....	48	666	13.9	58	6
1978	Miller, Willie .....	50	767	15.3	52	5
1979	Dennard, Preston .....	43	766	17.8	50	4
1980	Bryant, Cullen (RB).....	53	386	7.3	25	3
1981	Dennard, Preston .....	49	821	16.8	64	4
1982	Tyler, Wendell (RB).....	38	375	9.9	40	4
1983	Barber, Mike (TE).....	55	657	11.9	42t	3
1984	Ellard, Henry .....	34	622	18.3	63t	6
1985	Ellard, Henry .....	54	811	15.0	64t	5
1986	Ellard, Henry .....	34	447	13.1	34	4
1987	Ellard, Henry .....	51	799	15.7	81t	3
1988	Ellard, Henry .....	86	1,414	16.4	68	10
1989	Ellard, Henry .....	70	1,382	19.7	53	8
1990	Ellard, Henry .....	76	1,294	17.0	50t	4
1991	Ellard, Henry .....	64	1,052	16.4	38	3
1992	Gary, Cleveland (RB).....	52	293	5.6	22	3
1993	Ellard, Henry .....	61	945	15.5	54	2
1994	Bailey, Johnny (RB).....	58	516	8.9	28	7
1995	Bruce, Isaac .....	119	1,781	15.0	72	13
1996	Bruce, Isaac .....	84	1,338	15.9	70	7



Year	Player .....	No.	Yards	Avg.	Long	TD
1997	Lee, Amp (RB) .....	61	825	13.5	62	3
1998	Lee, Amp (RB) .....	64	667	10.4	44	2
1999	Faulk, Marshall (RB) .....	87	1,048	12.0	57t	5
2000	Bruce, Isaac .....	87	1,471	16.9	78t	9
2001	Faulk, Marshall (RB) .....	83	765	9.2	65t	9
2002	Holt, Torry .....	91	1,302	14.3	58	4
2003	Holt, Torry .....	117	1,696	14.5	48	12
2004	Holt, Torry .....	94	1,372	14.6	75t	10
2005	Holt, Torry .....	102	1,331	13.0	44	9
2006	Holt, Torry .....	93	1,188	12.8	67t	10
2007	Holt, Torry .....	93	1,189	12.8	40	7
2008	Holt, Torry .....	64	796	12.4	45t	3
2009	Avery, Donnie .....	47	589	12.5	50	5
2010	Amendola, Danny .....	85	689	8.1	36	3
2011	Lloyd, Brandon .....	51	683	13.4	37	5
2012	Givens, Chris .....	42	698	16.6	65	3
2013	Cook, Jared (TE) .....	51	671	13.2	47	5
2014	Cook, Jared (TE) .....	52	634	12.2	59t	3
<b>2015</b>	<b>Austin, Tavon .....</b>	<b>52</b>	<b>473</b>	<b>9.1</b>	<b>66t</b>	<b>5</b>

## PUNTING

Year	Player .....	No.	Yards	Avg.	TB	In 20	Long	Blocks	
1939	Hall, Parker .....	58		41.0			80		
1940	Hall, Parker .....	57		43.0			75		
1941	Hall, Parker .....	49		40.1			67		
1942	Jacobs, Jack .....	33		42.3			66		
1943	Suspended Play/W.W. II								
1944	Reisz, Albie .....	25		40.1			66	0	
1945	Waterfield, Bob .....	39		40.7			68	0	
1946	Waterfield, Bob .....	39	1,743	44.6			65	0	
1947	Waterfield, Bob .....	59	2,500	42.4			86	1	
1948	Waterfield, Bob .....	43	1,833	42.6			88	0	
1949	Waterfield, Bob .....	49	2,177	44.4			61	1	
1950	Waterfield, Bob .....	52	2,087	40.1			61	2	
1951	Van Brocklin, Norm .....	48	1,992	41.5			62	1	
1952	Van Brocklin, Norm .....	29	1,250	43.1			66	0	
1953	Van Brocklin, Norm .....	60	2,529	42.2			57	0	
1954	Van Brocklin, Norm .....	44	1,874	42.6			61	0	
1955	Van Brocklin, Norm .....	60	2,676	44.6			61	0	
1956	Van Brocklin, Norm .....	48	2,070	43.1			72	0	
1957	Van Brocklin, Norm .....	54	2,392	44.3			71	0	
1958	Shofner, Del .....	49	2,018	41.2			62	0	
1959	Shofner, Del .....	48	2,004	41.8			66	1	
1960	Shofner, Del .....	54	2,301	42.6			63	1	
1961	Villanueva, Danny .....	46	1,845	40.1	1		53	0	
1962	Villanueva, Danny .....	87	3,960	45.5	7		65	1	
1963	Villanueva, Danny .....	81	3,678	45.4	0		68	0	
1964	Villanueva, Danny .....	82	3,616	44.1	5		58	0	
1965	Lothridge, Billy .....	42	1,619	38.5	3		55	1	
1966	Kilgore, Jon .....	71	3,037	42.8	4		58	0	
1967	Kilgore, Jon .....	68	2,872	42.2	6		68	2	
1968	Studstill, Pat .....	81	3,207	39.6	4		58	0	
1969	Studstill, Pat .....	80	3,259	40.7	9		60	0	
1970	Studstill, Pat .....	67	2,618	39.1	6		53	0	
1971	Studstill, Pat .....	70	2,896	41.4	6		60	0	
1972	Chapple, Dave .....	53	2,344	44.2	3		70	0	
1973	Chapple, Dave .....	51	2,079	40.8	6		65	1	
1974	Burke, Mike .....	46	1,701	37.0	4		51	0	
1975	Carrell, Duane .....	73	2,874	39.4	9		57	0	
1976	Jackson, Rusty .....	77	3,006	39.0	6	16	61	0	
1977	Walker, Glen .....	73	2,568	35.2	8	11	56	0	
1978	Walker, Glen .....	83	3,069	37.0	5	26	61	2	
1979	Clark, Ken .....	93	3,731	40.1	7	17	60	2	
1980	Corral, Frank .....	76	3,004	39.5	5	15	65	1	
1981	Corral, Frank .....	89	3,735	42.0	3	19	67	0	
1982	Misko, John .....	45	1,961	43.6	2	10	59	1	
1983	Misko, John .....	82	3,301	40.3	12	18	67	0	
1984	Misko, John .....	74	2,866	38.7	9	21	58	0	
1985	Hatcher, Dale .....	87	3,761	43.2	6	32	67	1	
1986	Hatcher, Dale .....	97	3,740	38.6	5	26	57	0	
1987	Hatcher, Dale .....	76	3,140	41.3	4	19	62	0	
1988	Hatcher, Dale .....	36	1,424	39.6	1	13	54	0	
1989	Hatcher, Dale .....	73	2,834	38.8	7	15	54	1	
1990	English, Keith .....	68	2,663	39.2	2	8	58	1	
1991	Hatcher, Dale .....	63	2,403	38.1	5	16	52	0	



Year	Player	No.	Yards	Avg.	TB	In 20	Long	Blocks
1992	Bracken, Don	76	3,122	41.1	4	20	59	0
1993	Landeta, Sean	42	1,825	43.5	7	7	66	0
1994	Landeta, Sean	78	3,494	44.8	9	23	62	0
1995	Landeta, Sean	83	3,679	44.3	12	23	63	0
1996	Landeta, Sean	78	3,491	44.8	9	23	70	0
1997	Horan, Mike	53	2,272	42.9	4	10	60	0
1998	Tuten, Rick	95	4,202	44.2	10	16	64	0
1999	Tuten, Rick	32	1,359	42.5	7	9	70	0
2000	Baker, John	43	1,736	40.4	5	13	59	1
2001	Baker, John	43	1,809	42.1	7	9	58	0
2002	Berger, Mitch	72	3,020	41.9	10	26	64	0
2003	Landeta, Sean	59	2,525	42.8	5	14	57	0
2004	Landeta, Sean	40	1,733	43.3	3	9	63	0
2005	Barker, Bryan	50	2,137	42.7	4	13	63	0
2006	Turk, Matt	69	3,132	45.4	7	26	74	1
2007	Jones, Donnie	78	3,684	47.2	9	18	80	0
2008	Jones, Donnie	82	4,100	50.0	7	20	68	0
2009	Jones, Donnie	90	4,212	46.8	10	34	63	0
2010	Jones, Donnie	94	4,276	45.5	4	20	63	0
2011	Jones, Donnie	105	4,652	44.3	9	29	65	1
<b>2012</b>	<b>Hekker, Johnny</b>	<b>82</b>	<b>3,756</b>	<b>45.8</b>	<b>4</b>	<b>22</b>	<b>68</b>	<b>0</b>
<b>2013</b>	<b>Hekker, Johnny</b>	<b>78</b>	<b>3,609</b>	<b>46.3</b>	<b>4</b>	<b>19</b>	<b>64</b>	<b>0</b>
<b>2014</b>	<b>Hekker, Johnny</b>	<b>80</b>	<b>3,721</b>	<b>46.5</b>	<b>5</b>	<b>33</b>	<b>61</b>	<b>1</b>
<b>2015</b>	<b>Hekker, Johnny</b>	<b>96</b>	<b>4,601</b>	<b>47.8</b>	<b>5</b>	<b>41</b>	<b>68</b>	<b>0</b>

## FIELD GOALS

Year	Player	Att.	Made	Pct.	Long
1937	Snyder, Bob	1	1	1.000	30
1938	Peterson, Nelson	2	2	1.000	18
1939	Davis, Corby	2	1	.500	27
1940	Adams, Chet	5	1	.200	29
1941	Adams, Chet	2	1	.500	40
1942	Adams, Chet	6	3	.500	46
1943	Suspended Play/W.W. II				
1944	Zontini, Louis	6	3	.500	39
1945	Waterfield, Bob	3	1	.333	28
1946	Waterfield, Bob	11	6	.545	37
1947	Waterfield, Bob	16	7	.437	45
1948	Waterfield, Bob	11	6	.545	47
1949	Waterfield, Bob	17	9	.529	42
1950	Waterfield, Bob	14	7	.500	46
1951	Waterfield, Bob	23	13	.565	47
1952	Waterfield, Bob	19	11	.579	45
1953	Agajanian, Ben	23	10	.434	47
1954	Agajanian, Ben	25	13	.520	41
1955	Richter, Les	15	10	.667	41
1956	Richter, Les	15	8	.533	32
1957	Cothren, Paige	19	11	.579	44
1958	Cothren, Paige	25	14	.560	43
1959	Michaels, Lou	17	8	.470	40
1960	Villanueva, Danny	19	12	.631	36
1961	Villanueva, Danny	27	13	.481	38
1962	Villanueva, Danny	20	10	.500	51
1963	Villanueva, Danny	17	9	.529	47
1964	Gossett, Bruce	24	18	.750	44
1965	Gossett, Bruce	26	15	.577	49
1966	Gossett, Bruce	49	28	.571	48
1967	Gossett, Bruce	43	20	.465	47
1968	Gossett, Bruce	31	17	.548	37
1969	Gossett, Bruce	34	22	.647	44
1970	Ray, David	29	45	.644	46
1971	Ray, David	29	18	.620	49
1972	Ray, David	41	24	.585	45
1973	Ray, David	47	30	.638	49
1974	Ray, David	31	25	.806	48
1975	Dempsey, Tom	26	21	.808	51
1976	Dempsey, Tom	26	17	.654	49
1977	Septien, Rafael	30	18	.600	45
1978	Corral, Frank	43	29	.674	48
1979	Corral, Frank	25	13	.520	49
1980	Corral, Frank	30	16	.533	47
1981	Corral, Frank	26	17	.654	44
1982	Lansford, Mike	15	9	.600	39
1983	Nelson, Chuck	11	5	.455	41
1984	Lansford, Mike	33	25	.758	50



Year	Player	Att.	Made	Pct.	Long
1985	Lansford, Mike	29	22	.759	52
1986	Lansford, Mike	24	17	.708	50
1987	Lansford, Mike	21	17	.810	48
1988	Lansford, Mike	32	24	.750	49
1989	Lansford, Mike	30	23	.767	48
1990	Lansford, Mike	24	15	.625	46
1991	Zendejas, Tony	17	17	1.000	50
1992	Zendejas, Tony	20	15	.750	49
1993	Zendejas, Tony	23	16	.696	54
1994	Zendejas, Tony	23	18	.783	47
1995	Biasucci, Dean	12	9	.750	51
1996	Lohmiller, Chip	25	21	.840	50
1997	Wilkins, Jeff	37	25	.675	52
1998	Wilkins, Jeff	26	20	.769	57
1999	Wilkins, Jeff	28	20	.714	51
2000	Wilkins, Jeff	17	17	1.000	51
2001	Wilkins, Jeff	29	23	.793	54
2002	Wilkins, Jeff	25	19	.760	47
2003	Wilkins, Jeff	42	39	.929	53
2004	Wilkins, Jeff	24	19	.792	53
2005	Wilkins, Jeff	31	27	.871	53
2006	Wilkins, Jeff	37	32	.864	53
2007	Wilkins, Jeff	32	24	.750	53
2008	Brown, Josh	36	31	.861	54
2009	Brown, Josh	24	19	.792	54
2010	Brown, Josh	39	33	.846	53
2011	Brown, Josh	28	21	.750	49
<b>2012</b>	<b>Zuerlein, Greg</b>	<b>31</b>	<b>23</b>	<b>.741</b>	<b>60</b>
<b>2013</b>	<b>Zuerlein, Greg</b>	<b>28</b>	<b>26</b>	<b>.929</b>	<b>50</b>
<b>2014</b>	<b>Zuerlein, Greg</b>	<b>30</b>	<b>24</b>	<b>.800</b>	<b>56</b>
<b>2015</b>	<b>Zuerlein, Greg</b>	<b>30</b>	<b>20</b>	<b>.667</b>	<b>61</b>

## SCORING

Year	Player	TDR	TDP	TDRT	PAT	FG	TP
1937	Drake, Johnny (Zero)	3	2	0	0-0	0-0	30
1938	Benton, Jim	1	5	0	0-0	0-0	36
1939	Drake, Johnny (Zero)	9	0	0	0-0	0-0	54
1940	Drake, Johnny (Zero)	9	0	0	2-2	0-0	56
1941	Hickey, Howard (Red)	0	4	0	0-0	0-0	24
1942	Magnani, Dante	2	3	0	0-0	0-0	30
1943	Suspended Play/W.W. II						
1944	Zontini, Lou	3	1	0	14-16	3-6	47
1945	Waterfield, Bob	5	0	0	31-34	1-3	64
1946	Waterfield, Bob	1	0	0	37-37	6-11	61
1947	Waterfield, Bob	1	0	0	27-30	7-16	54
1948	Waterfield, Bob	0	0	0	38-44	6-11	56
1949	Waterfield, Bob	1	0	0	43-46	9-17	77
1950	Waterfield, Bob	1	0	0	54-58	7-14	91
1951	Hirsch, Elroy (WR-RB)	0	17	0	0-0	0-0	102
1952	Waterfield, Bob	1	0	0	44-45	11-19	83
1953	Agajanian, Ben	0	0	0	36-37	10-23	66
1954	Towler, Dan (RB)	11	0	0	0-0	0-0	66
1955	Richter, Les	0	0	0	30-31	13-22	69
1956	Richter, Les	0	0	0	36-38	8-15	60
1957	Cothren, Paige	0	0	0	38-39	11-19	71
1958	Cothren, Paige	0	0	0	42-43	14-25	84
1959	Shofner, Del (WR)	0	7	0	0-0	0-0	42
1960	Villanueva, Danny	0	0	0	28-28	12-19	64
1961	Villanueva, Danny	0	0	0	32-32	13-27	71
1962	Villanueva, Danny	0	0	0	26-27	10-20	56
1963	Villanueva, Danny	0	0	0	25-26	9-17	52
1964	Gossett, Bruce	0	0	0	31-32	18-24	85
1965	Gossett, Bruce	0	0	0	30-32	15-26	75
1966	Gossett, Bruce	0	0	0	29-29	28-49	113
1967	Gossett, Bruce	0	0	0	48-48	20-43	108
1968	Gossett, Bruce	0	0	0	37-37	17-31	88
1969	Gossett, Bruce	0	0	0	36-36	22-34	102
1970	Ray, David	0	0	0	34-34	29-45	121
1971	Ray, David	0	0	0	37-37	18-29	91
1972	Ray, David	0	0	0	31-31	24-41	103
1973	Ray, David	0	0	0	40-42	30-47	130
1974	Ray, David	0	0	0	25-31	9-16	52
1975	Dempsey, Tom	0	0	0	31-36	21-26	94
1976	Dempsey, Tom	0	0	0	36-44	17-26	87
1977	Septien, Rafael	0	0	0	32-35	18-30	86
1978	Corral, Frank	0	0	0	31-33	29-43	118



Year	Player	TDR	TDP	TDRT	PAT	FG	TP
1979	Corral, Frank	0	0	0	36-39	13-25	75
1980	Corral, Frank	0	0	0	51-52	16-30	99
1981	Tyler, Wendell (RB)	12	5	0	0-0	0-0	102
1982	Tyler, Wendell (RB)	9	4	0	0-0	0-0	78
1983	Dickerson, Eric (RB)	18	2	0	0-0	0-0	120
1984	Lansford, Mike	0	0	0	37-38	25-33	112
1985	Lansford, Mike	0	0	0	38-39	22-29	104
1986	Lansford, Mike	0	0	0	34-35	17-24	85
1987	Lansford, Mike	0	0	0	36-38	17-21	87
1988	Lansford, Mike	0	0	0	45-48	24-32	117
1989	Lansford, Mike	0	0	0	51-51	23-30	120
1990	Gary, Cleveland (RB)	14	1	0	0-0	0-0	90
1991	Zendejas, Tony	0	0	0	25-26	17-17	76
1992	Zendejas, Tony	0	0	0	38-38	15-20	83
1993	Zendejas, Tony	0	0	0	23-25	16-23	71
1994	Zendejas, Tony	0	0	0	28-28	18-23	82
1995	Bruce, Isaac (WR)	0	13	0	1*	0-0	80
1996	Lohmiller, Chip	0	0	0	28-29	21-25	91
1997	Wilkins, Jeff	0	0	0	32-32	25-37	107
1998	Wilkins, Jeff	0	0	0	25-26	20-26	85
1999	Wilkins, Jeff	0	0	0	64-64	20-28	124
2000	Faulk, Marshall (RB)	26	0	0	2*	0-0	160
2001	Faulk, Marshall (RB)	21	0	0	1*	0-0	128
2002	Wilkins, Jeff	0	0	0	37-37	19-25	94
2003	Wilkins, Jeff	0	0	0	46-46	39-42	163
2004	Wilkins, Jeff	0	0	0	32-32	19-24	89
2005	Wilkins, Jeff	0	0	0	36-36	27-31	117
2006	Wilkins, Jeff	0	0	0	36-36	32-37	131
2007	Wilkins, Jeff	0	0	0	25-25	24-32	97
2008	Brown, Josh	0	0	0	19-19	31-36	112
2009	Brown, Josh	0	0	0	16-16	19-24	73
2010	Brown, Josh	0	0	0	26-27	33-39	125
2011	Brown, Josh	0	0	0	18-18	21-28	81
2012	Zuerlein, Greg	0	0	0	26-26	23-31	95
2013	Zuerlein, Greg	0	0	0	34-34	26-28	112
2014	Zuerlein, Greg	0	0	0	34-35	24-30	106
2015	Zuerlein, Greg	0	0	0	26-28	20/30	86

\*2-point Conversion

## KICKOFF RETURNS

Year	Player	No.	Yards	Avg.	Long	TD
1942	Magnani, Dante	11	250	22.7	37	0
1943	Suspended Play/W.W. II					
1944	Reisz, Al	12	285	23.7	44	0
1945	Gehrke, Fred	9	173	19.2	30	0
1946	Gehrke, Fred	8	186	23.2	28	0
1947	Harmon, Tom	9	208	23.1	34	0
1948	Gehrke, Fred	17	464	27.3	92t	1
1949	Kalmanir, Tom	18	403	22.4	57	0
1950	Smith, Verda (Vitamin T.)	22	742	33.7	97t	3
1951	Davis, Glenn	9	179	19.9	33	0
1952	Quinlan, Skeet	17	440	25.9	56	0
1953	Lewis, Woodley	32	830	25.9	69	0
1954	Lewis, Woodley	34	836	24.6	88t	1
1955	Waller, Ron	17	461	27.1	39	0
1956	Wilson, Tom	15	477	31.8	103t	1
1957	Arnett, Jon	18	504	28.0	98t	1
1958	Arnett, Jon	16	331	20.7	32	0
1959	Matson, Ollie	16	367	22.9	48	0
1960	Arnett, Jon	17	416	24.5	43	0
1961	Bass, Dick	23	698	30.3	64	0
1962	Atkins, Pervis	28	676	24.1	41	0
1963	Shannon, Carver	28	823	29.4	99t	1
1964	Shannon, Carver	18	442	24.6	40	0
1965	Smith, Bob	17	451	26.9	56	0
1966	Williams, Clarence	15	420	28.0	81	0
1967	Ellison, Willie	13	340	26.2	58	0
1968	Smith, Ron	26	718	27.6	94t	1
1969	Smith, Ron	27	585	21.6	37	0
1970	Haymond, Alvin	35	1,022	29.2	98t	1
1971	Williams, Travis	25	743	29.7	105t	1
1972	Ellison, Willie	14	345	24.6	32	0
1973	Bryant, Cullen	13	369	28.4	93	1
1974	Bryant, Cullen	23	617	26.8	84	1



Year	Player	No.	Yards	Avg.	Long	TD
1975	McGee, Willie	17	404	23.8	46	0
1976	Bryant, Cullen	16	459	28.7	90	1
1977	Tyler, Wendell	24	523	21.8	27	0
1978	Latin, Jerry	22	467	21.2	41	0
1979	Hill, Drew	40	803	20.1	39	0
1980	Hill, Drew	43	880	20.5	98t	1
1981	Hill, Drew	60	1,170	19.5	50	0
1982	Redden, Barry	22	502	22.8	85	0
1983	Redden, Barry	18	358	18.8	43	0
1984	Redden, Barry	23	530	23.0	40	0
1985	Brown, Ron	28	918	32.8	98t	3
1986	Brown, Ron	36	794	22.1	55	0
1987	Brown, Ron	27	581	21.5	95t	1
1988	Brown, Ron	19	401	21.1	73	0
1989	Brown, Ron	47	968	20.6	74	0
1990	Green, Gaston	25	560	22.4	99t	1
1991	Turner, Vernon	24	457	19.0	36	0
1992	Turner, Vernon	29	569	19.6	35	0
1993	Boykin, Deral	13	216	16.6	35	0
1994	Lang, David	27	626	23.2	57	0
1995	Thomas, J.T.	32	752	23.5	46	0
1996	Thomas, J.T.	30	643	21.4	43	0
1997	Thompson, David	49	1,110	22.7	56	0
1998	Horne, Tony	56	1,306	23.3	102t	1
1999	Horne, Tony	30	892	29.7	101t	2
2000	Horne, Tony	57	1,379	24.2	103t	1
2001	Canidate, Trung	36	748	20.8	40	0
2002	Wilkins, Terrence	47	1,074	22.9	42	0
2003	Harris, Arlen	51	1,175	23.0	42	0
2004	Harris, Arlen	47	951	20.2	29	0
2005	Johnson, Chris	38	857	22.6	99t	1
2006	Ponder, Willie	26	605	23.3	40	0
2007	Hall, Dante	29	729	25.1	84	0
2008	Hall, Dante	37	763	20.6	41	0
2009	Amendola, Danny	66	1,618	24.5	58	0
2010	Amendola, Danny	50	1,142	22.8	84	0
2011	Porter, Quinn	25	554	22.2	32	0
2012	Givens, Chris	23	539	23.4	48	0
2013	Austin, Tavon	18	398	22.1	32	0
2014	Cunningham, Benny	35	963	27.5	75	0
2015	Cunningham, Benny	25	714	28.6	102	0

## PUNT RETURNS

Year	Player	No.	FC	Yards	Avg.	Long	TD
1941	Hall, Parker	13		125	9.6	25	0
1942	Hall, Parker	12		148	12.3	32	0
1943	Suspended Play/W.W. II						
1944	Kabealo, Mike	7		64	9.1	16	0
1945	Gehrke, Fred	8		120	15.0	49	0
1946	Gehrke, Fred	8		59	7.3	20	0
1947	Harmon, Tom	27		392	14.5	88t	1
1948	Horvath, Les	13		203	15.6	27	0
1949	Smith, Verda (Vitamin T.)	27		427	15.8	85t	1
1950	Smith, Verda (Vitamin T.)	22		218	9.9	30	0
1951	Smith, Verda (Vitamin T.)	12		139	11.6	37	0
1952	Lewis, Woodley	19		351	18.5	83t	2
1953	Lewis, Woodley	35		267	7.6	78	1
1954	Lewis, Woodley	22		82	3.7	16	0
1955	Waller, Ron	14		60	4.3	21	0
1956	Sherman, Will	12		100	8.3	76	1
1957	Arnett, Jon	14		85	6.1	22	0
1958	Arnett, Jon	18		223	12.4	58	0
1959	Arnett, Jon	17		184	10.8	71t	1
1960	Bass, Dick	11		62	5.6	22	0
1961	Arnett, Jon	10		75	7.5	17	0
1962	Atkins, Pervis	11	5	94	8.5	45	0
1963	Shannon, Carver	15	11	132	8.8	29	0
1964	Shannon, Carver	15	6	81	5.4	22	0
1965	Stiger, Jim	13	2	106	8.2	22	0
1966	Stiger, Jim	33	7	259	7.8	49	0
1967	Cross, Irv	17	6	136	8.0	39	0
1968	Meador, Ed	17	15	136	8.0	40	0
1969	Haymond, Alvin	33	8	435	13.2	52	0





1970	Haymond, Alvin.....	53	15	376	7.1	30	0
1971	Haymond, Alvin.....	24	11	123	5.1	28	0
1972	Bertelsen, Jim .....	16	3	232	14.5	60	0
1973	Bertelsen, Jim .....	26	10	259	10.0	34	0
1974	Bertelsen, Jim .....	11	4	132	12.0	19	0
1975	Bertelsen, Jim .....	11	1	143	13.0	38	0
1976	Bryant, Cullen .....	29	2	321	11.1	25	0
1977	Bryant, Cullen .....	20	1	141	7.1	26	0
1978	Wallace, Jackie .....	52	5	618	11.9	58	0
1979	Brown, Eddie .....	56	19	332	5.9	30	0
1980	Irvin, LeRoy .....	42	7	296	7.0	26	0
1981	Irvin, LeRoy .....	46	6	615	13.4	84t	3
1982	Irvin, LeRoy .....	22	1	243	11.0	63t	1
1983	Ellard, Henry .....	16	4	217	13.6	72t	1
1984	Ellard, Henry .....	30	3	403	13.4	83t	2
1985	Ellard, Henry .....	37	9	501	13.5	80t	1
1986	Ellard, Henry .....	14	11	127	9.1	20	0
1987	Ellard, Henry .....	15	6	107	7.1	29	0
1988	Hicks, Clifford .....	25	0	144	5.8	13	0
1989	Henley, Darryl .....	29	19	273	9.4	25	0
1990	Henley, Darryl .....	19	4	195	10.3	26	0
1991	Turner, Vernon .....	23	4	201	8.7	29	0
1992	Turner, Vernon.....	28	6	207	7.4	23	0
1992	Turner, Vernon.....	28	6	207	7.4	23	0
1993	Buchanan, Richard .....	8	1	41	5.1	12	0
1994	Bailey, Johnny .....	19	4	153	8.1	24	0
1995	Kinchen, Todd .....	53	7	416	7.8	27	0
1996	Kennison, Eddie.....	29	16	643	14.6	78t	2
1997	Kennison, Eddie.....	34	20	247	7.3	43	0
1998	Kennison, Eddie.....	40	25	415	10.4	71t	1
1999	Hakim, Az-Zahir .....	44	22	461	10.5	84t	1
2000	Hakim, Az-Zahir .....	32	17	489	15.3	86t	1
2001	Hakim, Az-Zahir .....	36	12	330	9.2	32	0
2002	Wilkins, Terrence .....	25	13	242	9.7	55	0
2003	Groce, DeJuan.....	19	3	135	7.1	19	0
2004	McDonald, Shaun .....	30	18	143	4.8	39	0
2005	Looker, Dane .....	8	2	69	8.6	17	0
2006	McDonald, Shaun .....	23	14	172	7.5	33	0
2007	Hall, Dante .....	19	6	286	15.1	85t	1
2008	Stanley, Derek .....	11	4	101	9.2	33	0
2009	Amendola, Danny .....	31	11	360	11.6	56	0
2010	Amendola, Danny .....	40	18	452	11.3	42	0
2011	Pettis, Austin .....	15	10	139	9.3	39	0
2012	Amendola, Danny .....	17	10	122	7.2	22	0
2013	<b>Austin, Tavon .....</b>	<b>33</b>	<b>11</b>	<b>280</b>	<b>8.5</b>	<b>98t</b>	<b>1</b>
2014	<b>Austin, Tavon .....</b>	<b>35</b>	<b>23</b>	<b>391</b>	<b>11.2</b>	<b>78t</b>	<b>1</b>
2015	<b>Austin, Tavon .....</b>	<b>34</b>	<b>15</b>	<b>268</b>	<b>7.9</b>	<b>75t</b>	<b>1</b>

## INTERCEPTIONS

Year	Player	No.	Yards	Avg.	Long	TD
1941	Drake, Johnny (Zero) .....	2	66	33.0	54	0
1942	Jacobs, Jack .....	4	22	5.5	22	0
1943	Suspended Play/W.W. II					
1944	Colella, Tom .....	4	53	13.3	19	0
1945	Waterfield, Bob .....	6	92	15.3	29	0
1946	Waterfield, Bob .....	5	72	14.4	28	0
1947	Harmon, Tom .....	8	136	17.0	36	1
1948	Naumetz, Fred .....	4	75	18.8	68	0
1949	Sims, George .....	9	78	8.7	27	1
1950	Lewis, Woodley .....	12	275	22.9	36	0
1951	Hecker, Norb .....	3	74	24.7	36	0
1952	Lane, Dick (Night Train).....	14	298	21.3	80t	2
1953	Hecker, Norb .....	7	91	13.0	24	0
1954	Sherman, Will .....	6	70	11.7	28	0
1955	Sherman, Will.....	11	101	9.2	36	0
1956	Sherman, Will.....	4	122	30.5	95t	1
1957	Richter, Les .....	4	60	15.0	25	0
1958	Burroughs, Don .....	7	72	10.3	46	0
1959	Meador, Ed .....	3	3	1.0	3	0
1960	Britt, Charley .....	5	117	23.4	73t	1
1961	Crow, Lindon .....	6	117	19.5	31	0
1962	Crow, Lindon.....	5	100	20.0	65t	1
1963	Meador, Ed .....	6	38	6.3	20	0
1964	Richardson, Jerry .....	5	146	29.2	41	0
1965	Martin, Aaron .....	2	60	30.0	37t	1



Year	Player .....	No.	Yards	Avg.	Long	TD
1966	Williams, Clarence .....	8	97	12.1	32t	1
1967	Meador, Ed .....	8	103	12.9	30t	2
1968	Williams, Clarence .....	7	51	7.3	36	0
1969	Meador, Ed .....	5	97	19.4	38t	2
1970	Williams, Clarence .....	5	108	21.6	65t	1
1971	Howard, Gene .....	6	99	16.5	35	0
1972	Nettles, Jim .....	6	168	28.0	43	0
1973	Stukes, Charlie .....	5	104	20.8	42	0
1974	Elmendorf, Dave .....	7	186	26.6	57t	2
1975	Simpson, Bill .....	6	90	15.0	29	0
1976	Jackson, Monte .....	10	173	17.3	46	3
1977	Simpson, Bill .....	6	157	26.2	42	0
1978	Perry, Rod .....	8	117	14.6	44t	3
1979	Cromwell, Nolan .....	5	109	21.8	34	0
1980	Cromwell, Nolan .....	8	140	17.5	34	1
1981	Cromwell, Nolan .....	5	94	18.8	94t	1
1982	Perry, Rod .....	3	57	19.0	33	0
1983	Collins, Kirk .....	5	113	22.6	58	0
1984	Irvin, LeRoy .....	5	166	33.2	81t	2
1985	Green, Gary .....	6	84	14.0	41t	1
1986	Gray, Jerry .....	8	101	12.6	28	0
1987	Irvin, LeRoy .....	2	47	23.5	47t	1
1988	Johnson, Johnnie .....	4	18	4.5	11	0
1989	Gray, Jerry .....	6	48	8.0	27t	1
1990	Humphery, Bobby .....	4	52	13.0	44t	1
1991	Gray, Jerry .....	3	83	27.7	59t	1
1992	Henley, Darryl .....	4	41	10.3	25	0
1993	Bailey, Robert .....	2	41	20.5	41	0
1994	Pope, Marquez .....	3	66	22.0	51	0
1995	Wright, Toby .....	6	79	13.2	27	0
1996	Lyle, Keith .....	9	152	16.9	68	0
1997	McNeil, Ryan .....	9	127	14.1	75t	1
1998	Lyght, Todd .....	3	30	10.0	17	0
	Lyle, Keith .....	3	20	6.7	20	0
1999	Lyght, Todd .....	6	112	18.7	57t	1
2000	McCleon, Dexter .....	8	28	3.5	23	0
2001	Bly, Dre' .....	6	150	25.0	93t	2
2002	Herring, Kim .....	3	38	12.7	36	0
2003	Fisher, Travis .....	4	205	51.3	74t	2
	Williams, Aeneas .....	4	82	20.5	46t	1
	Butler, Jerametrious .....	4	72	18.0	45	0
	Polley, Tommy (LB) .....	4	32	8.0	22	0
2004	Butler, Jerametrious .....	5	15	3.0	10	0
2005	Furrey, Mike .....	4	143	35.8	67t	1
2006	Bartell, Ron .....	3	63	21.0	38t	1
	Hill, Tye .....	3	20	6.7	14	0
	Brown, Fakhir .....	3	17	5.7	20	0
	Atogwe, Oshiomogho .....	3	8	2.7	7	0
2007	Atogwe, Oshiomogho .....	8	125	15.6	52t	1
2008	Atogwe, Oshiomogho .....	5	91	18.2	43	0
2009	Butler, James .....	3	17	5.6	17	0
2010	Feltcher, Bradley .....	4	41	10.3	28	0
2011	Gordy, Josh .....	3	37	12.3	30	0
2012	Jenkins, Janoris .....	4	150	37.5	41t	3
2013	Johnson, Trumaine .....	3	36	12.0	29	0
2014	Johnson, Trumaine .....	3	69	23.0	43t	1
2015	Johnson, Trumaine .....	7	136	19.4	58t	1

## TACKLES (Unofficial)

Year	Player	Solo	Assists	Total
1962	McKeever, Marlin (LB)	58	31	89
1963	Pardee, Jack (LB) .....	46	25	71
1964	Jones, David (DE) .....	75	22	97
1965	Jones, David (DE) .....	68	27	95
1966	Jones, David (DE) .....	98	14	112
1967	Jones, David (DE) .....	100	39	139
1968	Jones, David (DE) .....	87	23	110
1969	Jones, David (DE) .....	59	55	114
1970	Pottios, Myton (LB) .....	62	26	88
1971	McKeever, Marlin (LB) .....	76	32	108
1972	Robinson, Isiah (LB) .....	59	23	82
1973	Reynolds, Jack (LB) .....	58	28	86
1974	Reynolds, Jack (LB) .....	72	29	101
1975	Reynolds, Jack (LB) .....	74	38	112
1976	Reynolds, Jack (LB) .....	89	31	120
1977	Elmendorf, Dave (S) .....	59	35	94
1978	Youngblood, Jim (LB) .....	80	43	120



1979	Reynolds, Jack (LB)	83	61	144
1980	Reynolds, Jack (LB)	81	38	119
1981	Ekern, Carl (LB)	85	46	131
1982	Andrews, George (LB)	47	20	67
1983	Ekern, Carl (LB)	94	36	130
1984	Collins, Jim (LB)	142	43	185
1985	Collins, Jim (LB)	103	37	140
1986	Newsome, Vince (S)	91	22	113
1987	Collins, Jim (LB)	78	12	90
1988	Ekern, Carl (LB)	64	29	93
1989	Newsome, Vince (S)	64	25	89
1990	Newsome, Vince (S)	74	18	92
1991	Kelm, Larry (LB)	88	17	105
1992	Greene, Kevin (LB)	75	12	87
1993	Phifer, Roman (LB)	96	21	117
1994	Conlan, Shane (LB)	82	24	106
1995	Phifer, Roman (LB)	106	43	149
1996	Phifer, Roman (LB)	123	47	170
1997	Jones, Robert (LB)	72	43	115
1998	Jenkins, Billy (S)	90	31	121
1999	Fletcher, London (LB)	80	58	138
2000	Fletcher, London (LB)	117	76	193
2001	Fletcher, London (LB)	113	76	189
2002	Archuleta, Adam (S)	101	48	149
2003	Tinoisamoa, Pisa (LB)	70	51	121
2004	Tinoisamoa, Pisa (LB)	100	45	145
2005	Tinoisamoa, Pisa (LB)	91	43	134
2006	Witherspoon, Will (LB)	104	32	136
2007	Witherspoon, Will (LB)	103	29	132
2008	Tinoisamoa, Pisa (LB)	88	47	135
2009	Laurinaitis, James (LB)	98	48	146
2010	Laurinaitis, James (LB)	98	16	114
2011	Laurinaitis, James (LB)	101	41	142
2012	Laurinaitis, James (LB)	132	42	174
2013	<b>Ogletree, Alec (LB)</b>	<b>124</b>	<b>31</b>	<b>155</b>
2014	<b>Ogletree, Alec (LB)</b>	<b>110</b>	<b>59</b>	<b>169</b>
2015	<b>Barron, Mark (LB/S)</b>	<b>135</b>	<b>28</b>	<b>107</b>

## SACKS (Not an official sack until 1982)

Year	Player	No.	Year	Player	No.
1950	Jack Zilly (DE)	7.0	1983	Jack Youngblood (DE)	10.5
1951	Larry Brink (DE)	3.0	1984	Jack Youngblood (DE)	9.5
1952	Andy Robustelli (DE)	7.5	1985	Mike Wilcher (LB)	12.5
1953	Andy Robustelli (DE)	8.0	1986	Gary Jeter (DE)	8.0
1954	Andy Robustelli (DE)	4.0	1987	Gary Jeter (DE)	7.0
1955	Andy Robustelli (DE)	6.0	1988	Kevin Greene (LB)	16.5
1956	Paul Miller (DE)	6.0	1989	Kevin Greene (LB)	16.5
1957	Dick Daugherty (LB)	8.0	1990	Kevin Greene (LB)	13.0
1958	Lou Michaels (DE)	6.0	1991	Kevin Greene (LB)	3.0
1959	George Struger (DT)	5.0		Gerald Robinson (DE)	3.0
1960	Gene Brito (DE)	7.0	1992	Kevin Greene (LB)	10.0
1961	Lamar Lundy (DE)	11.0	1993	Sean Gilbert (DT)	10.5
1962	Deacon Jones (DE)	12.0	1994	Robert Young (DE)	6.5
1963	Lamar Lundy (DE)	9.0	1995	D'Marco Farr (DT)	11.0
1964	Deacon Jones (DE)	22.0	1996	Kevin Carter (DE)	9.5
1965	Deacon Jones (DE)	19.0	1997	Leslie O'Neal (DE)	10.0
1966	Deacon Jones (DE)	18.0	1998	Kevin Carter (DE)	12.0
1967	Deacon Jones (DE)	21.0	1999	Kevin Carter (DE)	17.0
1968	Deacon Jones (DE)	22.0	2000	Grant Wistrom (DE)	11.0
1969	Deacon Jones (DE)	15.0	2001	Leonard Little (DE)	14.5
1970	Deacon Jones (DE)	12.0	2002	Leonard Little (DE)	12.0
1971	Coy Bacon (DE)	11.0	2003	Leonard Little (DE)	12.5
1972	Coy Bacon (DE)	11.5	2004	Bryce Fisher (DE)	8.5
1973	Jack Youngblood (DE)	16.5	2005	Leonard Little (DE)	9.5
1974	Jack Youngblood (DE)	15.0	2006	Leonard Little (DE)	13.0
1975	Jack Youngblood (DE)	15.0	2007	Will Witherspoon (LB)	7.0
1976	Jack Youngblood (DE)	14.5	2008	James Hall (DE)	6.5
	Larry Brooks (DT)	14.5	2009	Leonard Little (DE)	6.5
1977	Jack Youngblood (DE)	8.5	2010	James Hall (DE)	10.5
1978	Larry Brooks (DE)	8.0	2011	Chris Long (DE)	13.0
1979	Jack Youngblood (DE)	18.0	2012	Chris Long (DE)	11.5
1980	Jack Youngblood (DE)	11.5	2013	<b>Robert Quinn (DE)</b>	<b>19.0</b>
1981	Jack Youngblood (DE)	12.5	2013	<b>Robert Quinn (DE)</b>	<b>10.5</b>
1982	Mike Fanning (DT)	5.0	2015	<b>Aaron Donald (DT)</b>	<b>11.0</b>



# INDIVIDUAL RECORDS

## SERVICE

### Most Seasons

20	Jackie Slater, 1976-95
15	Charlie Cowan, 1961-75 Joe Scibelli, 1961-75 Merlin Olsen, 1962-76
14	Jack Youngblood, 1971-84 Doug Smith, 1978-91 Isaac Bruce, 1994-2007

### Most Games Played

259	Jackie Slater, 1976-95
208	Merlin Olsen, 1962-76
206	Charlie Cowan, 1961-75

### Most Consecutive Games Played

201	Jack Youngblood, 1971-84
198	Merlin Olsen, 1962-76
184	Tom Mack, 1966-1978

## SCORING

### Most Seasons Leading Team

9	Jeff Wilkins, 1997-99, 2002-07
7	Bob Waterfield, 1946-52
6	Bruce Gossett, 1964-69 Mike Lansford, 1982-90

### Most Consecutive Seasons Leading Team

6	Bruce Gossett, 1964-69 Mike Lansford, 1984-89 Bob Waterfield, 1945-50 Jeff Wilkins, 2002-07
5	David Ray, 1970-74
4	Danny Villaneuva, 1960-63 Tony Zendejas, 1991-94 Greg Zuerlein, 2012-15

### POINTS

#### Career

1,223	Jeff Wilkins, 1997-2007 (428 pat, 265 fg)
789	Mike Lansford, 1982-90 (315 pat, 158 fg)
573	Bob Waterfield, 1945-52 (13 td, 315 pat, 60 fg)

#### Season

163	Jeff Wilkins, 2003 (39 fg, 46 pat)
160	Marshall Faulk, 2000 (26 td, 2 two-point conv.)
131	Jeff Wilkins, 2006 (32 fg, 35 pat)

#### Season, Rookie

120	Eric Dickerson, 1983 (20 td)
118	Frank Corral, 1978 (31 pat, 29 fg)
<b>95</b>	<b>Greg Zuerlein, 2012 (26 pat, 23 fg)</b>

#### Game

24	Bob Shaw, vs. Washington, 12/11/49 (4 td) Elroy Hirsch, vs. New York Yanks, 9/28/51 (4 td) Harold Jackson, vs. Dallas, 10/14/73 (4 td) Az-Zahir Hakim, @ Cincinnati, 10/3/99 (4 td) Isaac Bruce, vs. San Francisco, 10/10/99 (4 td) Marshall Faulk, @ San Francisco, 10/29/00 (4 td) Marshall Faulk, vs. Minnesota, 12/10/00 (4 td) Marshall Faulk, @ Tampa Bay, 12/18/00 (4 td) Marshall Faulk, vs. Indianapolis, 12/30/01 (4 td) Marshall Faulk, vs. Seattle, 10/20/02 (4 td) Steven Jackson, @ Minnesota, 12/31/06 (4 td)
21	Jeff Wilkins, vs. San Diego, 10/1/00 (5 fg, 6 pat)
18	Many times, last by Tavon Austin, at Indianapolis 11/10/13 (3 td)

#### Game, Opponent

26	Gordy Soltau, @ San Francisco, 10/28/51 (3 td, 1 fg, 5 pat)
24	Many times, last by Ron Moore, @ Phoenix, 12/4/93 (4 td)
21	Two times, last by Rich Karlis, @ Minnesota, 11/15/89 (7 fg)

### TOUCHDOWNS

#### Career

85	Marshall Faulk, 1999-2006 (58 r, 27 p)
84	Isaac Bruce, 1994-2007 (84 p)
74	Torry Holt, 1999-2008 (74 p)

#### Season

26	Marshall Faulk, 2000 (18 r, 8 p)
21	Marshall Faulk, 2001 (12 r, 9 p)
20	Eric Dickerson, 1983 (18 r, 2 p)

#### Game

4	Bob Shaw, vs. Washington, 12/11/49 (4 p) Elroy Hirsch, vs. New York Yanks, 9/28/51 (4 p) Harold Jackson, vs. Dallas, 10/14/73 (4 p) Az-Zahir Hakim, @ Cincinnati, 10/3/99 (3p, 1 pr) Isaac Bruce, vs. San Francisco, 10/10/99 (4 p) Marshall Faulk, @ San Francisco, 10/29/00 (2 r, 2 p) Marshall Faulk, vs. Minnesota, 12/10/00 (4 r) Marshall Faulk, @ Tampa Bay, 12/18/00 (3 r, 1 p) Marshall Faulk, vs. Indianapolis, 12/30/01 (3 r, 1 p) Marshall Faulk, vs. Seattle, 10/20/02 (3 r, 1 p) Steven Jackson, @ Minnesota, 12/31/06 (3 r, 1 p)
<b>3</b>	<b>Many times, last by Tre Mason, vs. Oak., 11/30/14 (2 run, 1 rec.)</b>
<b>2</b>	<b>Many times, Last by Todd Gurley, vs. TB., 9/25/16 (2 run)</b>

#### Game, Opponent

4	Lenny Moore, @ Baltimore, 10/16/60 (4 r) Ron Moore, @ Phoenix, 12/4/93 (4 r)
3	Many times, last by Torrey Smith, Baltimore, 9/25/11
2	Many times, Last by Cameron Brate, Tampa Bay, 9/25/16

#### Most Consecutive Games Scoring Touchdown

11	Elroy Hirsch, 1950-51
10	Eric Dickerson, 1983 Greg Bell, 1988-89
9	Marshall Faulk, 2001-02

## POINTS AFTER TOUCHDOWN

### Most Attempted, Career

429	Jeff Wilkins, 1997-2007
336	Bob Waterfield, 1945-52
325	Mike Lansford, 1982-90

### Most Attempted, Season

64	Jeff Wilkins, 1999
58	Bob Waterfield, 1950
52	Frank Corral, 1980

### Most Attempted, Game

9	Bob Waterfield vs. Baltimore, 10/22/50
8	Paige Cothren, vs. San Francisco, 11/9/58 Tom Dempsey, vs. Atlanta, 12/4/76 Chip Lohmiller, vs. Atlanta, 11/10/96
7	Many times, last by Greg Zuerlein, vs. Oak., 11/30/14



**Most Made, Career**

428	Jeff Wilkins, 1997-2007
315	Bob Waterfield, 1945-52
	Mike Lansford, 1982-90
211	Bruce Gossett, 1964-69

**Most Made, Season**

64	Jeff Wilkins, 1999
58	Jeff Wilkins, 2001
54	Bob Waterfield, 1950

**Most Made, Game**

†9	Bob Waterfield, vs. Baltimore, 10/22/50
8	Paige Cothren, vs. San Francisco, 11/9/58
7	Bob Waterfield, @ New York Giants, 11/14/48
	Bruce Gossett, vs. New York Giants, 11/13/66
	Jeff Wilkins, vs. Carolina 11/11/01
	Greg Zuerlein, vs. Oakland, 11/30/14

**Most Made, Game, Opponent**

8	Tom Feamster, @ Baltimore, 11/25/56
	Cliff Patton, @ Philadelphia, 10/7/50
7	Bob Jencks, vs. Chicago, 10/13/63
6	Many times, last by S. Gostkowski, vs. NE, 10/28/12

**Most Consecutive Made**

371	Jeff Wilkins, 1999-2007
165	Bruce Gossett, 1965-69
102	David Ray, 1970-72

**Highest Percentage Made, Career (83 attempts)**

99.8	Jeff Wilkins, 1997-2007 (403-404)
98.7	Josh Brown, 2008-11 (79-80)
98.2	Danny Villanueva, 1960-63 (111-113)
<b>97.6</b>	<b>Greg Zuerlein, 2012-present (120-123)</b>

**Most Made, No Misses, Season**

64	Jeff Wilkins, 1999
58	Jeff Wilkins, 2001
51	Mike Lansford, 1989

**TWO-POINT CONVERSIONS****Most Two Point Conversions, Career**

7	Marshall Faulk, 1999-2006
3	Isaac Bruce, 1994-2007
2	Jerome Bettis, 1993-95
	Tony Banks, 1996-98
	Ricky Proehl, 1998-2002

**Most Two Point Conversions, Season**

2	Jerome Bettis, 1994
	Marshall Faulk, 2000
	Marshall Faulk, 2004
1	Many times, last by Sam Bradford, Benny Cunningham & Isaiah Pead, 2013

**Most Two Point Conversions, Game**

2	Marshall Faulk, vs. Atlanta, 10/15/00 (2 runs)
1	Many times, last by Jared Cook, vs. San Francisco, 11/01/15

**Most Two Point Conversions, Opponent, Season**

2	Terance Mathis, Atlanta, 1994
2	Reggie Bush, New Orleans, 2007

**Most Two Point Conversions, Opponent, Game**

2	Reggie Bush, @ New Orleans, 11/11/07 (2 runs)
1	Many times, last by Marshawn Lynch, vs. Sea., 9/13/15 (rush)

**FIELD GOALS****Most Attempted, Career**

328	Jeff Wilkins, 1997-2007
217	Mike Lansford, 1982-90
207	Bruce Gossett, 1964-69

**Most Attempted, Season**

49	Bruce Gossett, 1966
47	David Ray, 1973
45	David Ray, 1970

**Most Attempted, Game**

7	Bob Waterfield, vs. Detroit, 12/9/51
	Jeff Wilkins, vs. Denver, 9/10/06
6	Five times, last by David Ray, @ New Orleans, 11/26/72
5	Many times, Last by Greg Zuerlein, vs. Denver, 11/17/14

**Most Attempted, Opponent, Game**

7	Rich Karlis, @ Minnesota, 11/5/89
6	Five times, last by John Carney, vs. New Orleans, 9/26/04
5	Many times, last by Blair Walsh, vs. MIN, 12/16/12

**Most Made, Career**

265	Jeff Wilkins, 1997-2007
158	Mike Lansford, 1982-90
120	Bruce Gossett, 1964-69

**Most Made, Season**

39	Jeff Wilkins, 2003
33	Josh Brown, 2010
32	Jeff Wilkins, 2006

**Most Made, Season, Rookie**

29	Frank Corral, 1978
<b>23</b>	<b>Greg Zuerlein, 2012</b>
18	Bruce Gossett, 1964
	Rafael Septien, 1977

**Most Made, Game**

6	Jeff Wilkins, vs. Denver, 9/10/06
<b>5</b>	<b>Four times, last by Greg Zuerlein, vs. Denver, 11/16/14</b>
<b>4</b>	<b>Many times, last by Greg Zuerlein, vs. Buffalo, 10/9/16</b>

**Most Made, Opponent, Game**

7	Rich Karlis, @ Minnesota 11/5/89
5	Many times, last by C. Catanzaro, @ ARI, 10/4/15
4	Many times, last by Phil Dawson, @ SF, 1/3/16

**Most Consecutive Field Goals Made**

30	Jeff Wilkins, 1999-2001
19	Jeff Wilkins, 2003
17	Tony Zendejas, 1991

**Most Consecutive Games, Made Field Goal**

27	Jeff Wilkins, 2002-04
20	David Ray, 1970-71
19	Bruce Gossett, 1967-68

**Longest Field Goal**

<b>61</b>	<b>Greg Zuerlein, at Minnesota 11/8/15</b>
60	Greg Zuerlein, vs. Seattle, 9/30/12
58	Greg Zuerlein, vs. Seattle, 9/30/12
57	Jeff Wilkins, vs. Arizona, 9/27/98
56	Twice, Greg Zuerlein, at Chicago, 9/23/12
	vs. Minnesota, 9/7/14

**Longest Field Goal, Opponent**

56	Joe Nedney, vs. San Francisco, 12/24/05
55	Adam Vinatieri, vs. New England, 12/13/98
	Jay Feely, @ New York Jets, 11/9/08
54	Four times, last by Robbie Gould, at Chicago, 9/24/12

**Most Made, 50 or More Yards, Career**

26	Jeff Wilkins, 1997-2007
<b>18</b>	<b>Greg Zuerlein, 2012-Present</b>
15	Josh Brown, 2008-2011
8	Tony Zendejas, 1991-94



**Most Made, 50 or More Yards, Season**

- 7 **Greg Zuerlein, 2012**  
 6 Tony Zendejas, 1993  
 Josh Brown, 2008  
 Josh Brown, 2009  
 4 Jeff Wilkins, 2003, 2004, 2005  
 Greg Zuerlein, 2014

**Most Made, 50 or More Yards, Game**

- 2 **Seven times, last by Greg Zuerlein, @ MIN, 11/8/15**  
 1 Many times, last by Greg Zuerlein, @ Wash., 9/20/15

**Most Made, 50 or More Yards, Game, Opponent**

- 3 Blair Walsh, vs. Minnesota, 12/16/12  
 2 Tom Dempsey, vs. New Orleans, 12/6/70  
 Mick Luckhurst, vs. Atlanta, 10/7/84  
 John Carney, vs. New Orleans, 9/26/04  
 Nick Folk, vs. New York Jets, 11/19/12

**Highest Field Goal Percentage, Career (50 attempts)**

- 81.88 Josh Brown, 2008-11 (104-127)  
 80.79 Jeff Wilkins, 1997-2007 (265-328)  
 79.52 Tony Zendejas, 1991-94 (66-83)

**78.9 Greg Zuerlein, 2012- (93-119)****Highest Field Goal Percentage, Season**

- 100.0 Tony Zendejas, 1991 (17-17)  
 Jeff Wilkins, 2000 (17-17)  
 92.86 Jeff Wilkins, 2003 (39-42)  
**92.59 Greg Zuerlein, 2013 (25-27)**

**SAFETIES****Most, Career**

- 3 Kevin Greene, 1985-92  
 2 Fred Dryer, 1972-81  
 Jack Youngblood, 1971-84  
 Kevin Carter, 1995-2000

**Most, Season**

- †2 Fred Dryer, 1973

**Most, Game**

- \*2 Fred Dryer, vs. Green Bay, 10/21/73  
 1 Many players, last by Eugene Sims,  
 at CAR 10/21/13

**Most, Game, Opponent**

- 1 Many times, last by John Abraham, at Arizona,  
 12/8/13

**RUSHING****Most Seasons Leading Team**

- 8 Steven Jackson, 2005-12  
 6 Marshall Faulk, 1999-2006  
 5 Lawrence McCutcheon, 1973-77  
 4 Dick Bass, 1962-66  
 Eric Dickerson, 1983-86

**Most Consecutive Seasons Leading Team**

- 8 Steven Jackson, 2005-12  
 6 Marshall Faulk, 1999-2006  
 5 Lawrence McCutcheon, 1973-77  
 4 Eric Dickerson, 1983-86

**ATTEMPTS****Career**

- 2,395 Steven Jackson, 2004-12  
 1,525 Eric Dickerson, 1983-87  
 1,447 Marshall Faulk, 1999-2006

**Season**

- 404 Eric Dickerson, 1986  
 390 Eric Dickerson, 1983  
 379 Eric Dickerson, 1984

**Season, Rookie**

- †390 Eric Dickerson, 1983  
 294 Jerome Bettis, 1993  
 250 Zac Stacy, 2013

**Game**

- 39 Jerome Bettis, vs. Chicago, 1/2/94  
 38 Eric Dickerson, @ St. Louis, 9/7/86  
 36 Charles White, @ Philadelphia, 9/15/85

**Game, Opponent**

- 41 Rodney Hampton, @ New York Giants, 9/19/93  
 Gerald Riggs, @ Atlanta, 11/17/85  
 35 Lynn Cain, Atlanta, 10/7/84  
 Gerald Riggs, Atlanta, 10/12/86  
 33 Shaun Alexander, @ Seattle, 11/13/05  
 Maurice Jones-Drew, @ Jacksonville, 10/18/09

**YARDS GAINED****Career**

- 10,135 Steven Jackson, 2004-12  
 7,245 Eric Dickerson, 1983-87  
 6,959 Marshall Faulk, 1999-2006

**Season**

- \*2,105 Eric Dickerson, 1984  
 1,821 Eric Dickerson, 1986  
 1,808 Eric Dickerson, 1983

**Season, Rookie**

- 1,808 Eric Dickerson, 1983  
 1,429 Jerome Bettis, 1993  
**1,106 Todd Gurley, 2015**  
 973 Zac Stacy, 2013

**Game**

- 247 Willie Ellison, vs. New Orleans, 12/5/71  
 223 Tom Wilson, vs. Green Bay, 12/16/56  
 221 Greg Bell, vs. Green Bay, 9/24/89

**Game, Rookie**

- 223 Tom Wilson, vs. Green Bay, 12/16/56  
 212 Jerome Bettis, @ New Orleans, 12/12/93  
 199 Eric Dickerson, vs. Detroit, 10/2/83  
**159 Todd Gurley, @ Green Bay, 10/11/15**

**Game, Opponent**

- 253 DeMarco Murray, @ Dallas, 10/23/11  
 237 Jim Brown, @ Cleveland, 11/24/57  
 228 Beanie Wells, vs. Arizona, 11/27/11  
 212 Adrian Peterson, vs. Minnesota, 12/16/12

**Longest Run**

- 92t Kenny Washington, @ Chicago Cardinals, 11/2/47  
 89t Tre Mason, vs. Oakland, 11/20/14  
 85t Eric Dickerson, @ New York Jets, 9/25/83  
 84t Tom Harmon, @ Chicago Bears, 10/13/46

**Longest Run, Opponents**

- 91t DeMarco Murray, @ Dallas, 10/23/11  
 82t Adrian Peterson, vs. Minnesota, 12/16/12  
 80 Jamaal Charles, vs. Kansas City, 12/19/10  
 76t Najeh Davenport, vs. Green Bay, 10/19/03

**Most Seasons, 1,000 or More Yards**

- 8 Steven Jackson, 2005-12  
 4 Lawrence McCutcheon, 1973-74, 1976-77  
 Eric Dickerson, 1983-86  
 3 Marshall Faulk, 1999-01  
 2 Dick Bass, 1962, 1966  
 Wendell Tyler, 1979, 1981  
 Greg Bell, 1988-89  
 Jerome Bettis, 1993-94

**Most Consecutive Seasons, 1,000 or More Yards**

- 8 Steven Jackson, 2005-12  
 4 Eric Dickerson, 1983-86  
 3 Marshall Faulk, 1999-01

**Most Games, 100 or More Yards, Career**

- 38 Eric Dickerson, 1983-87  
 33 Steven Jackson, 2004-12  
 27 Marshall Faulk, 1999-2006



**Most Games, 100 or More Yards, Season**

11	Eric Dickerson, 1984
9	Eric Dickerson, 1983
7	Jerome Bettis, 1993
	Marshall Faulk, 1999
	Steven Jackson, 2009

**Most Consecutive Games, 100 or More Yards**

6	Eric Dickerson, 1984
5	Eric Dickerson, 1986
4	Eric Dickerson, 1983, 1984
	Jerome Bettis, 1994
	Marshall Faulk, 1999
	Marshall Faulk, 2003
	Steven Jackson, 2009

**AVERAGE GAIN****Career (500 att.)**

5.182	Dan Towler, 1950-55 (674-3,493)
4.833	Paul (Tank) Younger, 1949-57 (682-3,296)
4.809	Marshall Faulk, 1999-2006 (1,447-6,959)

**Season (Qualifiers)**

7.40	Kenny Washington, 1947 (60-444)
7.26	Skeet Quinlan, 1953 (97-705)
6.77	Dan Towler, 1951 (126-854)

**Game (10 att.)**

14.6	Dan Towler, @ Baltimore, 11/22/53 (14-205)
13.2	Kenny Washington, @ Chicago Cardinals, 11/2/47 (11-145)
13.1	Dan Towler, @ Green Bay, 10/21/51 (11-144)

**Game (10 att.), Opponent**

13.8	George Taliaferro, vs. New York Yanks, 11/18/51 (12-166)
13.3	Frank Reagan, vs. New York Giants, 12/1/46 (10-133)
12.6	Delvin Williams, vs. Miami, 11/9/80 (12-151)

**RUSHING TOUCHDOWNS****Career**

58	Marshall Faulk, 1999-2006
56	Eric Dickerson, 1983-87
56	Steven Jackson, 2004-12

**Season**

18	Eric Dickerson, 1983
	Marshall Faulk, 2000
16	Greg Bell, 1988
15	Greg Bell, 1989

**Season, Rookie**

†18	Eric Dickerson, 1983
<b>10</b>	<b>Todd Gurley, 2015</b>
7	Jerome Bettis, 1993
7	Zac Stacy, 2013
6	Dan Towler, 1952

**Game**

4	Marshall Faulk, vs. Minnesota, 12/10/00
3	Many times, last by Steven Jackson, vs. Dallas, 11/19/08

**Game, Opponent**

4	Jim Brown, @ Cleveland, 11/24/57
	Ron Moore, @ Phoenix, 12/4/93
3	Many times, last by Maurice Jones-Drew, @ Jacksonville, 10/18/09
2	Many times, last by Beanie Wells, @ARI, 11/25/12

**PASSING****Most Seasons Leading Team**

9	Roman Gabriel, 1963-72
8	Jim Everett, 1986-92
	Marc Bulger, 2002-09
6	Norm Van Brocklin, 1950, 1952-1955, 1957

**Most Consecutive Seasons Leading Team**

9	Roman Gabriel, 1963-72
8	Jim Everett, 1986-92
	Marc Bulger, 2002-09
4	Norm Van Brocklin, 1952-1955

**RATING****Highest, Career (1,500 att.)**

97.2	Kurt Warner, 1998-2003
84.4	Marc Bulger, 2001-09
79.3	Sam Bradford, 2010-

**Highest, Season (Qualifiers)**

109.2	Kurt Warner, 1999
101.8	Trent Green, 2000
101.4	Kurt Warner, 2001

**Season, Rookie (Qualifiers)**

81.8	Dieter Brock, 1985
76.5	Sam Bradford, 2010
72.4	Bob Waterfield, 1945

**ATTEMPTS****Career**

3,313	Roman Gabriel, 1962-72
3,277	Jim Everett, 1986-93
3,171	Marc Bulger, 2001-09

**Season**

590	Sam Bradford, 2010
588	Marc Bulger, 2006
554	Jim Everett, 1990

**Season, Rookie**

590	Sam Bradford, 2010
368	Tony Banks, 1996
365	Dieter Brock, 1985

**Game**

62	Marc Bulger, @ New York Giants, 10/2/05
56	Marc Bulger, @ San Francisco, 9/11/05
55	Mark Rypien, vs. Buffalo, 12/10/95
	Marc Bulger, vs. Chicago, 12/11/06
	Sam Bradford, vs. Minnesota, 12/16/12
	Sam Bradford, vs. Arizona, 9/12/10
	Sam Bradford, at Atlanta, 9/15/13

**Game, Opponent**

58	Kent Graham, @ Arizona, 9/29/96
56	Drew Brees, vs. New Orleans, 12/15/2013
54	Peyton Manning, vs. Denver, 11/16/14
52	Tony Eason, vs. New England, 11/16/86
	Neil Lomax, @ St. Louis, 11/4/84
	Mark Brunell vs. Jacksonville, 10/20/96
	Ryan Lindley, @ Arizona, 11/25/12

**COMPLETIONS****Career**

1,969	Marc Bulger, 2001-09
1,847	Jim Everett, 1986-93
1,705	Roman Gabriel, 1962-72



**Season**

375 Kurt Warner, 2001  
 370 Marc Bulger, 2006  
 354 Sam Bradford, 2010

**Season, Rookie**

354 Sam Bradford, 2010  
 218 Dieter Brock, 1985  
 192 Tony Banks, 1996

**Game**

40 Marc Bulger, @ New York Giants, 10/2/05  
 36 Marc Bulger, vs. San Diego, 11/10/02  
 35 Dieter Brock, vs. San Francisco, 10/27/85  
 Kurt Warner, @ Seattle, 9/10/00  
 Marc Bulger, @ Green Bay, 11/29/04  
 Sam Bradford, vs. Minnesota, 12/16/12

**Game, Opponent**

39 Drew Brees, vs. New Orleans, 12/15/2013  
 37 Richard Todd, @ New York Jets, 9/25/83  
 Kent Graham, @ Arizona, 9/29/96  
 Mark Brunell, vs. Jacksonville, 10/20/96  
 36 Tony Eason, vs. New England, 11/16/86  
 Josh McCown, vs. Chicago, 11/24/13

**Consecutive Passes Completed**

20 Case Keenum vs. Detroit Lions, 10/16/16  
 18 Jim Everett, vs. New York Giants, 11/12/89  
 16 Jim Everett, vs. Kansas City, 11/10/91

**COMPLETION PERCENTAGE****Career (500 att.)**

66.4% Kurt Warner, 1998-2003 (1,688-1,121)  
 62.1% Marc Bulger, 2001-09 (2,924-1,829)  
 58.6% Sam Bradford, 2010-14 (1,760-1,032)

**Season (min. 200 att.)**

67.7% Kurt Warner, 2000 (347-235)  
 66.2% Marc Bulger, 2004 (495-321)  
 65.1% Kurt Warner, 1999 (499-325)

**Season, Rookie (min. 100 att.)**

60.0% Sam Bradford, 2010 (590-354)  
 59.7% Dieter Brock, 1985 (365-218)  
 56.3% Ryan Fitzpatrick, 2005 (135-76)

**Game (20 att.)**

86.9% Kurt Warner, vs. San Francisco, 10/10/99 (23-20)  
 85.7% Jim Everett, vs. New York Giants, 10/18/92 (21-18)  
 85.5% Austin Davis, vs. Seattle, 10/20/14 (20-17)  
 84.4% Kurt Warner, vs. Minnesota 12/10/00 (32-27)

**Game (20 att.), Opponent**

91.3% Vinny Testaverde, vs. Cleveland, 12/26/93 (21-23)  
 84.6% Kerry Collins, vs. New York Giants, 9/15/02 (22-26)  
 85.7% Alex Smith, vs. Kansas City, 10/27/14 (24-28)  
 84.4% Carson Palmer, at Arizona, 12/8/13 (27-32)

**YARDS GAINED****Career**

23,758 Jim Everett, 1986-93  
 22,814 Marc Bulger, 2001-09  
 22,223 Roman Gabriel, 1962-72

**Season**

4,830 Kurt Warner, 2001  
 4,353 Kurt Warner, 1999  
 4,310 Jim Everett, 1989

**Season, Rookie**

3,512 Sam Bradford, 2010  
 2,658 Dieter Brock, 1985  
 2,544 Tony Banks, 1996

**Game**

\*554 Norm Van Brocklin, vs New York Yanks, 9/28/51  
 509 Vince Ferragamo, vs. Chicago, 12/26/82  
 454 Jim Everett, @ New Orleans, 11/26/89

**Game, Opponent**

483 Boomer Esiason, vs. Cincinnati, 10/7/90  
 462 Steve Young, vs. San Francisco, 11/28/93  
 446 Richard Todd, @ New York Jets, 9/25/83

**Most Seasons, 3,000 or More Passing Yards**

5 Jim Everett, 1988-92  
 3 Kurt Warner, 1999-01  
 Marc Bulger, 2003-04, 2006  
 2 Vince Ferragamo, 1980, 1983  
 Sam Bradford, 2010, 2012

**Most Games, 300 or More Passing Yards, Career**

30 Kurt Warner, 1998-2003  
 27 Marc Bulger, 2001-09  
 20 Jim Everett, 1986-93

**Most Games, 300 or More Passing Yards, Season**

†9 Kurt Warner, 1999  
 Kurt Warner, 2001  
 8 Marc Bulger, 2006  
 7 Kurt Warner, 2000

**Most Consecutive Games, 300 or More Passing Yards**

†6 Kurt Warner, 2000  
 4 Kurt Warner, 1999  
 3 Jim Everett, 1989, 1991  
 Mark Rypien, 1995  
 Marc Bulger, 2006

**Longest Pass Completion**

96t Frank Ryan (to Matson), vs. Pittsburgh, 10/1/61  
 95t Bill Munson (to Pope), vs. Green Bay, 12/3/64  
 93t Bill Wade (to Phillips), @ Green Bay, 11/16/58  
 Roman Gabriel (to Tucker), vs. San Francisco, 11/9/69

**Opponent/Longest Pass Completion**

98t Jim Hart (to Rashad), @ St. Louis, 12/10/72  
 95t Joe Montana (to Taylor), vs. San Francisco, 12/11/89  
 91t Bart Starr (to Dowler), vs. Green Bay, 12/17/60

**AVERAGE GAIN****Career (500 att.)**

8.56 Kurt Warner, 1998-2003 (1,688-14,447)  
 8.49 Norm Van Brocklin, 1959-57 (1,897-16,114)  
 8.01 James Harris, 1972-76 (652-5,220)

**Season (Qualifiers)**

10.14 Norm Van Brocklin, 1954 (260-2,637)  
 9.88 Kurt Warner, 2000 (347-3,429)  
 9.61 Bob Waterfield, 1945 (172-1,653)

**Game (20 att.)**

15.40 Norm Van Brocklin, @ Chicago Bears, 11/16/52  
 15.19 Roman Gabriel, vs. San Francisco, 11/9/69  
 15.03 James Harris, @ Miami, 10/3/76

**Game (20 att.), Opponent**

15.86 Ed Brown, vs. Chicago, 10/9/60  
 14.46 Milt Plum, vs. Detroit, 11/1/64  
 14.44 Steve Young, vs. San Francisco, 11/28/93

**TOUCHDOWNS****Career**

154 Roman Gabriel, 1962-72  
 142 Jim Everett, 1986-92  
 122 Marc Bulger, 2001-09

**Season**

41 Kurt Warner, 1999  
 36 Kurt Warner, 2001  
 31 Jim Everett, 1988





**Season, Rookie**

- 18 Sam Bradford, 2010
- 16 Dieter Brock, 1985
- 15 Tony Banks, 1996

**Game**

- 5 Bob Waterfield, vs. New York Bulldogs, 11/27/49
- Norm Van Brocklin, vs. Detroit, 10/29/50
- Norm Van Brocklin, @ New York Yanks, 9/28/51
- Bob Waterfield, vs. Green Bay, 12/16/51
- Roman Gabriel, vs. Cleveland, 12/12/65
- Vince Ferragamo, vs. New Orleans, 11/2/80
- Vince Ferragamo, vs. San Francisco, 10/23/83
- Jim Everett, @ New York Giants, 9/25/88
- Kurt Warner, vs. San Francisco, 10/10/99
- 4 Many times, last by Marc Bulger, vs. Washington, 12/24/06
- 3 **Many times, last by Jared Goff, @ NO, 11/27/16**

**Game, Opponent**

- 5 Dan Marino, vs. Miami, 12/14/86
- 4 Jeff George, @ Oakland, 9/28/97
- Eli Manning, @ New York Giants, 10/2/05
- Tom Brady, vs. New England, 10/28/12
- Drew Brees, vs. New Orleans, 11/20/16
- 3 Many times, last by E. Manning, vs. NYG, 12/21/14

**Most Games, Four or More Touchdowns Passes, Career**

- 6 Norm Van Brocklin, 1949-57
- Jim Everett, 1986-93
- 5 Vince Ferragamo, 1977-80, 1982-84
- 4 Roman Gabriel, 1962-72

**Most Games, Four or More Touchdowns Passes, Season**

- 4 Vince Ferragamo, 1980
- 3 Kurt Warner, 2001
- 2 Norm Van Brocklin, 1957
- Jim Everett, 1988
- Jim Everett, 1990
- Kurt Warner, 2000

**HAD INTERCEPTED****Career**

- 128 Bob Waterfield, 1945-52
- 127 Norm Van Brocklin, 1949-57
- 123 Jim Everett, 1986-93

**Season**

- 24 Bob Waterfield, 1949
- 23 Vince Ferragamo, 1983
- 22 Bill Wade, 1958
- Kurt Warner, 2001
- Marc Bulger, 2003

**Game**

- 7 Parker Hall, vs. Green Bay, 11/18/42
- Bob Waterfield, @ Green Bay, 10/17/58
- 6 Norm Van Brocklin, vs. Baltimore, 12/4/54
- Bill Wade, vs. Detroit, 10/26/56
- Norm Van Brocklin, vs. Detroit, 10/13/57
- Chris Chandler, @ Carolina, 12/12/04
- 5 Norm Van Brocklin, @ San Francisco, 10/28/51
- Ryan Fitzpatrick, @ Minnesota, 12/11/05
- Gus Frerotte, @ Baltimore, 10/14/07

**Most Consecutive Passes Attempted, None Intercepted**

- 249 Marc Bulger, 2005-06
- 206 Roman Gabriel, 1968-69
- 169 \*Sam Bradford, 2010

**LOWEST PERCENTAGE  
PASSES INTERCEPTED****Career (500 att.)**

- 2.15 Sam Bradford, 2010- (1,760-38)
- 2.93 Marc Bulger, 2001-09 (3,171-93)

- 3.38 Roman Gabriel, 1962-72 (3,313-112)

**Season (Qualifiers)**

- 1.40 Marc Bulger, 2006 (588-8)
- 1.75 Roman Gabriel, 1969 (399-7)
- 2.08 Trent Green, 2000 (240-5)

**Season, Rookie (Qualifiers)**

- 2.54 Sam Bradford, 2010 (590-15)
- 3.56 Dieter Brock, 1985 (365-13)
- 4.07 Tony Banks, 1996 (368-15)

**TIMES SACKED****Career**

- 279 Roman Gabriel, 1962-72
- 254 Marc Bulger, 2001-09
- 186 Jim Everett, 1986-93

**Season**

- 51 Dieter Brock, 1985
- 49 Marc Bulger, 2006
- 48 Roman Gabriel, 1966
- Tony Banks, 1996

**Game**

- 10 Bill Munson, @ San Francisco, 12/6/64
- James Harris, vs. San Francisco, 10/11/76
- 8 Roman Gabriel, @ Green Bay, 9/25/66
- Tony Banks, vs. San Francisco, 10/25/98
- 7 Many times, Last by Austin Davis, at Kansas City, 10/26/14

**Game, Opponent**

- 10 Bob Barry, vs. Atlanta 9/28/65
- 9 Mike Ray, vs. Tampa Bay, 11/5/78
- Dave Wilson, vs. New Orleans, 11/3/85
- Steve Beuerlein, @ Los Angeles Raiders, 9/18/88
- Rob Johnson, @ Buffalo, 9/20/98
- Kevin Kolb, vs. Arizona, 10/4/12
- 8 Joe Montana, @ San Francisco, 12/18/88
- Daunte Culpepper, vs. Minnesota, 11/30/03
- 8 Colin Kaepernick, @ San Francisco, 11/3/19

**PASS RECEIVING****RECEPTIONS****Most Seasons Leading Team**

- 9 Henry Ellard, 1984-93
- 7 Torry Holt, 1999-2008
- 5 Tom Fears, 1948-55

**Most Consecutive Seasons Leading Team**

- 8 Henry Ellard, 1984-91
- 7 Torry Holt, 2002-08
- 4 Jim Phillips, 1960-63

**Career**

- 942 Isaac Bruce, 1994-2007
- 869 Torry Holt, 1999-2008
- 593 Henry Ellard, 1983-1993

**Season**

- 119 Isaac Bruce, 1995
- 117 Torry Holt, 2003
- 102 Torry Holt, 2005

**Season, Rookie**

- 54 Eddie Kennison, 1996
- 53 Donnie Avery, 2008
- 52 Torry Holt, 1999

**Season, Running Back**

- 90 Steven Jackson, 2006
- 87 Marshall Faulk, 1999
- 83 Marshall Faulk, 2001



<b>Game</b>	
18	Tom Fears, vs. Green Bay, 12/3/50
15	Willie Anderson, @ New Orleans, 11/26/89
	Isaac Bruce, vs. Miami, 12/24/95
	Danny Amendola, vs. Washington, 9/16/12
14	Dick Hoerner, vs. New York Yanks, 11/19/50
<b>Game, Opponent</b>	
16	Jerry Rice, @ San Francisco, 11/20/94
	Keenan McCardell, vs. Jacksonville, 10/20/96
13	Larry Centers, @ Arizona, 9/29/96
12	Andre Rison, @ Atlanta, 9/11/94
<b>Most Consecutive Games, Pass Reception</b>	
153	Torry Holt, 1999-2008
81	Henry Ellard, 1986-92
	Marshall Faulk, 1999-2004
70	Jim Phillips, 1958-63
<b>Most Seasons 50 or More Pass Receptions</b>	
11	Isaac Bruce, 1995-97, 1999-2004, 2006-07
10	Torry Holt, 1999-2008
7	Henry Ellard, 1985, 1987-1991, 1993

#### YARDS

<b>Most Seasons Leading Team</b>	
9	Henry Ellard, 1984-91, 1993
	Torry Holt, 2000-08
5	Tom Fears, 1948-55
<b>Most Consecutive Seasons Leading Team</b>	
9	Torry Holt, 2000-08
8	Henry Ellard, 1984-91
4	Jim Phillips, 1960-63
<b>Career</b>	
14,109	Isaac Bruce, 1994-2007
12,660	Torry Holt, 1999-2008
9,761	Henry Ellard, 1983-93
<b>Season</b>	
1,781	Isaac Bruce, 1995
1,696	Torry Holt, 2003
1,635	Torry Holt, 2000
<b>Season, Rookie</b>	
924	Eddie Kennison, 1996
788	Torry Holt, 1999
786	Bucky Pope, 1964
<b>Season, Running Back</b>	
1,049	Marshall Faulk, 1999
830	Marshall Faulk, 2000
825	Amp Lee, 1997

<b>Game</b>	
*336	Willie Anderson, @ New Orleans, 11/26/89
303	Jim Benton, @ Detroit, 11/22/45
238	Harold Jackson, vs. Dallas, 10/14/73

<b>Game, Rookie</b>	
226	Eddie Kennison, @ Atlanta, 12/15/96
208	Jim Phillips, @ Green Bay, 11/16/58
163	Donnie Avery, @ New England, 10/26/08

<b>Game, Opponent</b>	
286	John Taylor, vs. San Francisco, 12/11/89
257	Billy Wilson, vs. San Francisco, 10/3/54
241	Jerry Rice, @ San Francisco, 12/9/85

<b>Longest Pass Reception</b>	
96t	Ollie Matson (from Frank Ryan), vs. Pittsburgh, 10/1/61
95t	Bucky Pope (from Bill Munson), vs. Green Bay, 12/13/64
93t	Jim Phillips (from Bill Wade), @ Green Bay, 11/16/58
	Wendell Tucker (from Roman Gabriel), vs. San Francisco, 11/9/69

#### Most Seasons, 1,000 or More Yards Pass Receiving

9	Isaac Bruce, 1995-96, 1999-2004, 2006
8	Torry Holt, 2000-07
4	Henry Ellard, 1988-91

#### Most Games, 100 or More Yards Pass Receiving, Career

46	Torry Holt, 1999-2008
43	Isaac Bruce, 1994-2007
26	Henry Ellard, 1983-93

#### Most Games, 100 or More Yards Pass Receiving, Season

10	Torry Holt, 2003
9	Isaac Bruce, 1995
8	Elroy Hirsch, 1951
	Torry Holt, 2000

#### Most Consecutive Games, 100 or More Yards, Pass Receiving

6	Isaac Bruce, 1995
5	Elroy Hirsch, 1951
	Bob Boyd, 1954
3	Isaac Bruce, 2004

#### Most Consecutive Games, 150 or More Yards, Pass Receiving

3	Isaac Bruce, 1995
2	Tom Fears, 1950-51
	Torry Holt, 2000
	Torry Holt, 2003
	Torry Holt, 2004

#### AVERAGE GAIN

##### Career (150 receptions)

20.5	Bob Boyd, 1950-57 (176-3,611)
20.3	Willie Anderson, 1988-94 (259-5,246)
18.3	Elroy Hirsch, 1949-57 (343-6,289)

##### Game (3 receptions)

*63.0	Torry Holt, @ Atlanta, 9/24/00 (3-189)
50.3	Jack Snow, @ Baltimore, 10/15/67 (3-151)
49.7	Bob Boyd, @ Green Bay, 10/17/54 (3-149)

##### Game (3 receptions), Opponent

55.3	Koren Robinson, vs. Seattle, 10/20/02 (3-166)
49.3	Charley Taylor, vs. Washington, 10/22/67 (3-148)
44.0	Charles Wilson, vs. Tampa Bay, 12/11/94 (4-176)

#### TOUCHDOWNS

##### Career

84	Isaac Bruce, 1994-2007
74	Torry Holt, 1999-2008
53	Elroy Hirsch, 1949-57

##### Season

17	Elroy Hirsch, 1951
13	Harold Jackson, 1973
	Isaac Bruce, 1995
12	Isaac Bruce, 1999
	Torry Holt, 2003

##### Season, Rookie

10	Bucky Pope, 1964
8	Eddie Kennison, 1996
6	Leon Clarke, 1956
	Torry Holt, 1999

##### Game

4	Bob Shaw, vs. Washington, 12/11/49
	Elroy Hirsch, @ New York Yanks, 9/28/51
	Harold Jackson, vs. Dallas, 10/14/73
	Isaac Bruce, vs. San Francisco, 10/10/99
3	Many times, Last by Torry Holt, vs. Seattle, 10/15/06
2	Many times, Last by Tavon Austin, at Ari., 10/4/15

##### Game, Opponent

4	Mike Ditka, vs. Chicago, 10/13/63
3	Many times, last by Torrey Smith, vs. Baltimore, 9/25/11
2	Many times, last by Odell Beckham, vs. NYG,



12/21/14

**Most Consecutive Games, Touchdown**

- 11 Elroy Hirsch, 1950-51
- 6 Henry Ellard, 1988-89
- 5 Jim Benton, 1938-39
- Jack Snow, 1967-68
- Harold Jackson, 1973
- Torry Holt, 2003, 2006

PUNTING

**Career**

- 449 Donnie Jones, 2007-11
- 432 Dale Hatcher, 1985-89, 1991
- 400 Johnny Hekker, 2012-present**

**Season**

- 105 Donnie Jones, 2011
- 97 Dale Hatcher, 1986
- 96 Johnny Hekker, 2015**
- 94 Donnie Jones, 2010

**Season, Rookie**

- 93 Ken Clark, 1979
- 87 Dale Hatcher, 1985
- 82 Johnny Hekker, 2012**
- 77 Rusty Jackson, 1976

**Game**

- 12 Parker Hall, vs. Green Bay, 11/26/39
- Rusty Jackson, @ San Francisco, 11/21/76
- 11 Danny Villanueva, vs. Dallas, 9/30/62
- Danny Villanueva, @ Pittsburgh, 9/13/64
- Donnie Jones, vs. San Francisco, 1/3/2010
- 10 Many times, last by Johnny Hekker, at San Francisco, 9/12/16

**Game, Opponent**

- 14 George Taliafesero, vs. New York Yanks, 9/28/51
- 11 Tom Girard, vs. Green Bay, 12/3/50
- Gerry Collins, vs. Cleveland, 12/12/65
- Bobby Joe Green, @ Chicago, 12/2/73
- Tom Wittum, @ San Francisco, 11/21/76
- Hermon Weaver, @ Seattle, 11/4/79
- 10 Many times, Last by Tommy Barnhardt, @ New Orleans, 11/26/89

**Longest Punt**

- 88 Bob Waterfield, @ Green Bay, 10/17/48
- 86 Bob Waterfield, @ Green Bay, 10/5/47
- 80 Donnie Jones, @ Seattle, 10/21/07
- Parker Hall, vs. Philadelphia 12/3/39

**Longest Punt, Opponent**

- 76 Sammy Baugh, @ Washington, 11/5/44
- 75 Sam Baker, vs. Dallas, 9/30/62
- 74 Jack Jacobs, @ Green Bay, 10/5/47

AVERAGE GROSS YARDS

**Career (250 punts)**

- 46.7 Johnny Hekker, 2012-present (400 - 18,676)**
- 46.6 Donnie Jones, 2007-11 (449 - 20,924)
- 44.3 Danny Villanueva, 1961-64 (296 - 13,009)

**Season (Qualifiers)**

- 50.0 Donnie Jones, 2008 (82-4,100)
- 47.9 Johnny Hekker, 2015 (96-4,601)**
- 47.2 Donnie Jones, 2007 (78-3,684)
- 46.8 Donnie Jones, 2009 (90-4,212)

**Season, Rookie (Qualifiers)**

- 45.8 Johnny Hekker, 2012 (82-3,756)**
- 43.6 John Misko, 1982 (45-1,961)
- 43.2 Dale Hatcher, 1985 (87-3,735)

**Game (4 punts)**

- 56.9 Johnny Hekker, vs. Arizona, 10/4/12 (7-398)**
- 56.3 Donnie Jones, vs. Arizona, 11/22/09 (4-225)
- 56.2 Donnie Jones, vs. Buffalo, 9/28/08 (5-281)

56.0 Donnie Jones, vs. Arizona, 10/7/07 (4-224)

**Game, Opponent (4 Punts)**

- 59.5 Mike Scifres, vs. Chargers, 10/17/10 (6-357)
- 57.3 Fred Morrison, @ Chicago Bears, 11/16/52 (4-229)
- 56.8 Sammy Baugh, @ Washington, 10/26/41 (6-341)

HAD BLOCKED

**Career**

- 5 Bob Waterfield, 1945-52
- 4 Dale Hatcher, 1985-89, 1991
- 2 Many players, last by John Misko, 1982-84

**Season**

- 2 Bob Waterfield, 1950
- Jon Kilgore, 1967
- Rusty Jackson, 1976
- Glen Walker, 1978
- Ken Clark, 1979

**1 Many times, last by Johnny Hekker, 2014**

**Most Consecutive Punts, None Blocked**

- 425 Donnie Jones, 2007-2011
- 380 Sean Landeta, 1993-96, 2003-04
- 299 Norm Van Brocklin, 1951-57

PUNT RETURNS

**Most Seasons Leading Team**

- 5 Henry Ellard, 1983-93
- 4 Jon Arnett, 1957-63
- Jim Bertelsen, 1972-76
- 3 Verda (V.T.) Smith, 1949-53
- Woodley Lewis, 1950-55
- Alvin Haymond, 1969-71
- LeRoy Irvin, 1980-89
- Eddie Kennison, 1996-98
- Az-Zahir Hakim, 1998-2001

**Most Consecutive Seasons Leading Team**

- 5 Henry Ellard, 1983-87
- 4 Jim Bertelsen, 1972-76
- 3 Verda (V.T.) Smith, 1949-51
- Woodley Lewis, 1952-54
- Alvin Haymond, 1969-71
- LeRoy Irvin, 1980-82
- Eddie Kennison, 1996-98
- Az-Zahir Hakim, 1999-2001

RETURNS

**Career**

- 146 LeRoy Irvin, 1980-89
- 135 Henry Ellard, 1983-93
- 131 Tavon Austin, 2013-present**

**Season**

- 56 Eddie Brown, 1979
- 53 Alvin Haymond, 1970
- Todd Kinchen, 1995
- 52 Jackie Wallace, 1978

**Season, Rookie**

- 42 LeRoy Irvin, 1980
- 30 Tavon Austin, 2013**
- 29 Darryl Henley, 1989
- Eddie Kennison, 1996
- 27 Verda (V.T.) Smith, 1949

**Game**

- 7 Many times, last by Az-Zahir Hakim, @ Tennessee, 10/31/99
- 6 Many times, last by Vernon Turner, vs. New England, 9/13/92
- 5 Many times, last by Danny Amendola, vs. San Francisco, 1/3/2010



**Game, Opponent**

- 8 Kevin Miller vs. Minnesota, 12/2/79  
DeSean Jackson, @ Philadelphia, 9/7/08  
7 Many times, last by Leon Washington, vs. Seattle, 11/20/11

**YARDS GAINED****Career**

- 1,527 Henry Ellard, 1983-93  
1,451 LeRoy Irvin, 1980-89  
1,278 Az-Zahir Hakim, 1998-2001

**Season**

- 618 Jackie Wallace, 1978  
615 LeRoy Irvin, 1981  
501 Henry Ellard, 1985

**Season, Rookie**

- 427 Verda (V.T.) Smith, 1949  
423 Eddie Kennison, 1996  
296 Henry Ellard, 1983

**Game**

- \*207 LeRoy Irvin, @ Atlanta, 11/14/81  
**145 Tavon Austin, @ Indianapolis, 11/10/13**  
**143 Tavon Austin, @ Washington, 12/7/14**  
127 LeRoy Irvin, @ San Francisco, 10/9/81

**Game, Opponent**

- 128 Tyrone Hughes, vs. New Orleans, 10/3/93  
Darrien Gordon, @ San Diego, 11/27/94  
127 Patrick Peterson, @ Arizona, 11/6/11  
125 Dana McLemore, @ San Francisco, 11/16/80  
122 Robert Brooks, @ Green Bay, 10/9/94

**Longest Punt Return**

- \*103t Robert Bailey, @ New Orleans, 10/23/94  
**98t Tavon Austin, @ Indianapolis, 11/10/13**  
90t Dick Bass, vs. Green Bay, 12/17/61  
90t Stedman Bailey vs. Seattle, 10/19/14  
88t Tom Harmon, vs. Detroit, 11/23/47  
88t Nick Miller, vs. Arizona, 11/27/11

**Longest Punt Return, Opponent**

- 99t Patrick Peterson, @ Arizona, 11/6/11  
94t Darrien Gordon, @ Denver, 9/14/97  
93t Dana McLemore, @ San Francisco, 1/2/82  
90t Nate Burleson, @ Seattle, 11/12/06

**AVERAGE YARDAGE****Career (Min. 75 ret.)**

- 11.4 Az-Zahir Hakim, 1998-2001 (112-1,278)  
11.3 Henry Ellard, 1983-93 (135-1,527)  
11.1 Danny Amendola, 2009-12 (81-899)

**Season (Qualifiers)**

- 18.5 Woodley Lewis, 1952 (19-351)  
15.8 Verda (V.T.) Smith, 1949 (27-427)  
15.6 Les Horvath, 1948 (13-203)

**Season, Rookie (Qualifiers)**

- 15.8 Verda (V.T.) Smith, 1949 (27-427)  
14.6 Eddie Kennison, 1996 (29-423)  
14.5 Jim Bertelsen, 1972 (16-232)

**Game**

- 40.0 Woodley Lewis @ Detroit, 10/18/53 (3-120)  
39.3 Jon Arnett vs. Chicago, 11/2/58 (3-118)  
**36.3 Tavon Austin @ Indianapolis, 11/10/13 (4-145)**  
**35.8 Tavon Austin, @ Washington, 12/7/14 (4-143)**  
34.7 Henry Ellard @ Atlanta, 10/22/84 (3-104)

**Game, Opponent (3 returns)**

- 36.0 Art Jones, vs. Pittsburgh, 9/7/41 (3-108)  
George McAfee, @ Chicago Bears, 10/10/48 (3-108)  
32.0 Tyrone Hughes, vs. New Orleans, 13/3/93 (4-128)

- 31.8 Patrick Peterson, @ Arizona, 11/6/11 (4-127)  
TOUCHDOWNS

**Career**

- 4 LeRoy Irvin, 1980-89  
Henry Ellard, 1983-91  
3 Woodley Lewis, 1950-55  
Eddie Kennison, 1996-98  
**Tavon Austin, 2013-present**  
2 Todd Kinchen, 1992-95  
Az-Zahir Hakim, 1998-2001

**Season**

- 3 LeRoy Irvin, 1981  
2 Woodley Lewis, 1952  
Henry Ellard, 1984  
Todd Kinchen, 1992  
Eddie Kennison, 1996  
**1 Many times, last by Tavon Austin, 2015**

**Season, Rookie**

- 2 Todd Kinchen, 1992  
Eddie Kennison, 1996  
1 Verda (V.T.) Smith, 1949  
Henry Ellard, 1983  
**Tavon Austin, 2013**

**Game**

- †2 Leroy Irvin, @ Atlanta, 10/11/81  
Todd Kinchen, vs. Atlanta, 12/27/92  
**1 Many times, last by Tavon Austin, @ GB., 10/11/15**

**Game, Opponent**

- 2 Jack Christiansen, vs. Detroit, 10/14/51  
1 Many times, last by Patrick Peterson, vs. Ari. 11/25/11

**KICKOFF RETURNS****Most Seasons Leading Team**

- 5 Ron Brown, 1984-89, 1991  
3 Fred Gehrke, 1940, 1945-49  
Jon Arnett, 1957-63  
Cullen Bryant, 1973-82, 1987  
Drew Hill, 1979-84  
Barry Redden, 1982-86  
Tony Horne, 1998-00  
2 Woodley Lewis, 1950-55  
Carver Shannon, 1962-64  
Willie Ellison, 1967-72  
Ron Smith, 1968-69  
Vernon Turner, 1991-92  
J.T. Thomas, 1995-98  
Arlen Harris, 2003-04  
Dante Hall, 2007-08  
Danny Amendola, 2009-10

**Most Consecutive Seasons Leading Team**

- 5 Ron Brown, 1985-89  
3 Drew Hill, 1979-81  
Barry Redden, 1982-84  
Tony Horne, 1998-00  
2 Woodley Lewis, 1953-54  
Carver Shannon, 1963-64  
Ron Smith, 1968-69  
Vernon Turner, 1991-92  
Arlen Harris, 2003-04  
Dante Hall, 2007-08  
Danny Amendola, 2009-10

**RETURNS****Career**

- 171 Drew Hill, 1979-84  
169 Ron Brown, 1984-89, 1991  
143 Tony Horne, 1998-2000



**Season**

66 Danny Amendola, 2009  
 60 Drew Hill, 1981  
 57 Tony Horne, 2000

**Season, Rookie**

56 Tony Horne, 1998  
 51 Arlen Harris, 2003  
 49 David Thompson, 1997

**Game**

9 Danny Amendola, @ Tennessee, 12/13/09  
 8 Tony Horne, @ Kansas City, 10/22/00  
 Chris Johnson, @ Indianapolis, 10/17/05  
 Derek Stanley, vs. Pittsburgh, 12/20/07  
 Danny Amendola, vs. Green Bay, 9/27/09  
 7 Many times, last by Danny Amendola, vs. Atlanta, 11/21/10

**Game, Opponent**

8 DeRon Jenkins, vs. San Diego, 10/1/00  
 Bethel Johnson, @ Minnesota, 12/31/06  
 Pierre Thomas, @ New Orleans, 11/11/07  
 7 Tim Dwight, @ Atlanta, 10/17/99  
 Dino Philyaw, vs. New Orleans, 11/28/99  
 Dino Philyaw, @ New Orleans, 12/12/99  
 Steve Smith, vs. Carolina, 11/11/01  
 Maurice Morris, vs. Seattle, 10/20/02  
 Kevin Kasper, vs. Arizona, 12/15/02  
 6 Many times, last by LaRod Stephens-Howling, vs. Arizona, 12/5/10

**YARDS GAINED****Career**

3,918 Ron Brown, 1984-89, 1991  
 3,577 Tony Horne, 1998-2000  
 3,438 Drew Hill, 1979-84

**Season**

1,618 Danny Amendola, 2009  
 1,379 Tony Horne, 2000  
 1,306 Tony Horne, 1998

**Season, Rookie**

1,306 Tony Horne, 1998  
 1,175 Arlen Harris, 2003  
 1,110 David Thompson, 1997

**Game**

267 Tony Horne, @ Kansas City, 10/22/00  
 229 Derek Stanley, vs. Pittsburgh, 12/20/07  
 217 Danny Amendola, @ Tennessee, 12/13/09

**Game, Opponent**

304 Tyrone Hughes, @ New Orleans, 10/23/94  
 294 Wally Triplett, vs. Detroit, 10/29/50  
 252 Steve Smith, vs. Carolina, 11/11/01

**Longest Kickoff Return**

105t Jon Arnett, vs. Detroit, 10/29/61  
 Travis Williams, vs. New Orleans, 12/5/71  
 103t Tom Wilson, @ Baltimore, 11/25/56  
 Tony Horne, vs. Atlanta 10/15/00  
 102t Tony Horne, vs. Atlanta, 11/29/98

**102 Benny Cunningham, vs. TB 12/17/15****Longest Kickoff Return, Opponent**

105t Abe Woodson, vs. San Francisco, 11/8/53  
 Stefan Logan, at Detroit, 10/10/10  
 104t Travis Williams, vs. Green Bay, 12/9/67  
 103t Russ Craft, vs. Philadelphia, 10/7/50

**AVERAGE YARDAGE****Career (Min. 75 returns)**

27.3 Benny Cunningham, 2013-present (91-2,483)  
 26.3 Ron Brown, 1984-89, 91 (149-3,918)  
 24.7 Tony Horne, 1998-2000 (143-3,575)

23.8 Woodley Lewis, 1950-55 (109-2,575)

**Season (Qualifiers)**

33.7 Verda (V.T.) Smith, 1950 (22-742)  
 32.8 Ron Brown, 1985 (28-918)  
 31.8 Tom Wilson, 1956 (15-477)

**Season, Rookie (Qualifiers)**

31.8 Tom Wilson, 1956 (15-477)  
 28.0 Jon Arnett, 1957 (18-504)  
 27.1 Ron Waller, 1955 (17-461)

**Game (3 returns)**

51.7 Tommy Wilson, vs. Green Bay, 12/6/59  
 51.5 Tony Horne, vs. Atlanta, 11/29/98  
 50.3 Verda (V.T.) Smith, vs. Detroit 10/29/50

**Game, Opponent (3 returns)**

73.5 Wally Triplett, vs. Detroit, 10/29/50  
 52.7 Abe Woodson, vs. San Francisco, 11/8/53  
 51.8 Joe Scott, @ New York Giants, 11/14/78

**TOUCHDOWNS****Career**

4 Ron Brown, 1984-89, 1991  
 Tony Horne, 1998-2000  
 3 Verda (V.T.) Smith, 1949-53  
 Cullen Bryant, 1973-82, 1987  
 2 Jon Arnett, 1957-63

**Season**

3 Verda (V.T.) Smith, 1950  
 Ron Brown, 1985  
 2 Tony Horne, 1999  
 1 Many times, last by Chris Johnson, 2005

**Game**

†2 Ron Brown, vs. Green Bay, 11/24/85  
 1 Many times, last by Chris Johnson, vs. Seattle, 10/9/05

**Game, Opponent**

2 Tyrone Hughes, @ New Orleans, 10/23/94  
 Devin Hester, vs. Chicago, 12/11/06  
 1 Many times, last by Knile Davis, at Kansas City, 10/16/14

**FIELD GOAL RETURNS****Longest Field Goal Return**

99t Jerry Williams, vs. Green Bay, 12/16/51

**Longest Field Goal Return, Opponent**

83t Kevin Ross, vs. Atlanta, 10/12/95

**COMBINED KICK RETURNS****MOST RETURNS****Career**

215 Woodley Lewis, 1950-55  
 207 Danny Amendola, 2009-12  
 179 Jon Arnett, 1957-63

**Season**

97 Danny Amendola, 2009  
 90 Danny Amendola, 2010  
 88 Alvin Haymond, 1970  
 Todd Kinchen, 1995

**YARDS GAINED****Game**

294 Woodley Lewis, @ Detroit, 10/18/53  
 267 Tony Horne, @ Kansas City, 10/22/00  
 262 Dante Hall, @ Dallas, 9/30/07

**Game, Opponent**

347 Tyrone Hughes, @ New Orleans, 10/23/94  
 294 Wally Triplett, vs. Detroit, 10/29/50  
 267 Steve Smith, vs. Carolina, 11/11/01



## TOUCHDOWNS

<b>Career</b>	
4	Verda (V.T.) Smith, 1949-53 Woodley Lewis, 1950-55 LeRoy Irvin, 1980-89 Henry Ellard, 1983-91 Ron Brown, 1984-89, 1991 Tony Horne, 1998-2000
3	Jon Arnett, 1957-63 Cullen Bryant, 1973-82, 1987 Eddie Kennison, 1996-1998
2	Fred Gehrke, 1940, 1945-49 Tom Kalmanir, 1949-51 Todd Kinchen, 1992-95 Az-Zahir Hakim, 1998-2001

## COMBINED NET YARDAGE

*Includes rushing, receiving, interception returns, kickoff returns, punt returns, and fumble returns.*

### ATTEMPTS

<b>Career</b>	
2,806	Steven Jackson, 2004-12
1,919	Marshall Faulk, 1999-2006
1,648	Eric Dickerson, 1983-87

### Season

442	Eric Dickerson, 1983
436	Steven Jackson, 2006
432	Eric Dickerson, 1986

### Season, Rookie

*442	Eric Dickerson, 1983
320	Jerome Bettis, 1993
250	Todd Gurley, 2015

### Game

44	Jerome Bettis, vs. Chicago, 1/2/94 (ru 39, re 5)
39	Five times, last by Steven Jackson, vs. Washington, 12/24/06 (ru 33, re 6)
38	Jerome Bettis, @ Kansas City, 9/25/94 (ru 35, re 2)

### YARDS

<b>Career</b>	
14,311	Isaac Bruce, 1994-2007
13,538	Steven Jackson, 2004-12
12,732	Torry Holt, 1999-2008

### Season

2,429	Marshall Faulk, 1999
2,401	Steven Jackson, 2006
2,259	Eric Dickerson, 1984

### Season, Rookie

2,212	Eric Dickerson, 1983
1,801	Eddie Kennison, 1996
1,673	Jerome Bettis, 1993

### Game

336	Willie Anderson, @ New Orleans, 11/26/89
<b>314</b>	<b>Tavon Austin, @ Indianapolis, 11/10/13</b>
303	Jim Benton, vs. Detroit, 11/22/45
286	Marshall Faulk, vs. Atlanta, 10/15/00

## INTERCEPTIONS BY

<b>Career</b>	
46	Ed Meador, 1959-70
37	Nolan Cromwell, 1977-87
34	LeRoy Irvin, 1980-89

### Season

*14	Dick (Night Train) Lane, 1952
12	Woodley Lewis, 1950

11 Will Sherman, 1955

### Season, Rookie

*14	Dick (Night Train) Lane, 1952
12	Woodley Lewis, 1950
9	George Sims, 1949 Don Burroughs, 1955

### Game

3	Many times, last by Keith Lyle, @ Atlanta, 12/15/96
<b>2</b>	<b>Many times, last by Trumaine Johnson, vs. Oakland, 11/30/14</b>
<b>1</b>	<b>Many times, last by Maurice Alexander vs. MIA, 11/20/16</b>

### Game, Opponent

4	Dave Baker, vs. San Francisco, 12/4/60
3	Many times, last by Adrian Wilson and Kerry Rhodes, vs. Arizona, 9/12/10
2	Many times, last by Patrick Peterson, at Arizona, 11/9/14

### Consecutive Games Intercepted By

6	Will Sherman, 1954-55
5	Dick (Night Train) Lane, 1952
4	Nolan Cromwell, 1980 Kirk Collins, 1983 Oshiomogho Atogwe, 2007
	<b>Trumaine Johnson, 2015</b>

### YARDS GAINED

### Career

671	Nolan Cromwell, 1977-87
654	LeRoy Irvin, 1980-89
547	Ed Meador, 1959-70

### Season

298	Dick (Night Train) Lane, 1952
275	Woodley Lewis, 1950
205	Travis Fisher, 2003

### Season, Rookie

298	Dick (Night Train) Lane, 1952
275	Woodley Lewis, 1950
152	Jack Morris, 1958

### Game

107	Aaron Martin, vs. San Francisco, 10/18/64
106	Anthony Parker, vs. Jacksonville, 10/20/96
99	Johnnie Johnson, vs. Green Bay, 9/21/80 Janoris Jenkins @ San Diego, 11/23/14

### Game, Opponent

111	Ace Parker, vs. Brooklyn, 11/17/40
108	Felix Wright, vs. Cleveland, 10/26/87
105	Malcolm Jenkins, at New Orleans, 12/12/10

### Longest Returns

99t	Johnnie Johnson, vs. Green Bay, 9/21/80
99t	Janoris Jenkins, at San Diego, 11/23/14
<b>98t</b>	<b>Alec Ogletree, at Houston, 10/13/13</b>
97t	Herb Rich, vs. Dallas Texans, 11/2/52 Bobby Smith, vs. San Francisco, 10/18/64
95t	Will Sherman, vs. Green Bay, 12/16/56

### Longest Return, Opponent

101t	Richie Pettibon, @ Chicago, 12/9/62 Henry Carr, vs. New York Giants, 11/13/66
99t	Tim Lewis, @ Green Bay, 11/18/84 Dominique Rodgers-Cromartie, @ Arizona, 12/7/08
97t	Reggie Rutland, @ Minnesota, 12/15/91

### TOUCHDOWNS

### Career

5	Ed Meador, 1959-70 LeRoy Irvin, 1980-89 Janoris Jenkins, 2012-2015
4	Jack Pardee, 1957-70



Jim Youngblood, 1973-84  
Rod Perry, 1975-82  
Nolan Cromwell, 1977-87  
Johnnie Johnson, 1980-89

#### Season

3 Monte Jackson, 1976  
Rod Perry, 1978  
Janoris Jenkins, 2012

### FUMBLES

#### OPPONENTS' FUMBLES RECOVERED

#### Career

19 Johnnie Johnson, 1980-89  
18 Ed Meador, 1959-70  
17 Nolan Cromwell, 1977-87

#### Season

5 Andy Robustelli, 1955  
Bill Jabko, 1959  
Ed Meador, 1961  
Johnnie Johnson, 1981  
Brian Young, 2003  
4 Many times, last by Anthony Parker, 1995  
3 **Many times, last by William Hayes, 2013**

#### Longest Fumble Return

98t Toby Wright, @ New Orleans, 10/23/94  
94t Keith Lyle, @ Atlanta, 9/24/00  
93t Adam Archuleta, vs. Tampa Bay, 10/18/04

#### Longest Fumble Return, Opponent

85t Eric Hill, vs. Phoenix, 9/1/91  
84t Larry Brink, vs. Chicago Bears, 11/28/54  
82t Donnie Edwards, vs. San Diego, 11/10/02

#### OPPONENTS' FUMBLES RETURNED FOR TOUCHDOWNS

#### Career

2 Jack Dwyer, 1952-54  
Toby Wright, 1994-97  
Leonard Little, 1998  
1 Mike Jones, 1997-2000  
Devin Bush, 1999-2001  
Dre' Bly, 1999-2002  
Aeneas Williams, 2001-04  
Adam Archuleta, 2001-05  
Victor Adeyanju, 2006  
Oshiomogho Atogwe, 2008  
Janoris Jenkins, 2012  
*Daren Bates, 2013*  
Chris Long, 2013  
**Robert Quinn, 2013**  
Rodney McLeod, 2015  
Akeem Ayers, 2015  
**Ethan Westbrooks, 2016**

### SACKS

#### TOTAL SACKS

#### Career (Unofficial)

159.5 David (Deacon) Jones, 1961-71  
151.5 Jack Youngblood, 1971-84  
94 Merlin Olsen, 1962-76

#### Season

22 David (Deacon) Jones, 1964  
David (Deacon) Jones, 1968  
19 **Robert Quinn, 2013**

18 Jack Youngblood, 1979  
17 Kevin Carter, 1999

#### Season, Rookie

9 **Aaron Donald, 2014**  
8 David (Deacon) Jones, 1961  
6 Kevin Carter, 1995  
5 Sean Gilbert, 1992  
**Robert Quinn, 2011**

#### Game

5 Gary Jeter, @ Los Angeles Raiders, 9/18/88  
4.5 Kevin Greene, @ San Francisco, 12/18/88  
4 Sean Gilbert, vs. Pittsburgh, 9/12/93  
Leonard Little, vs. Minnesota, 11/30/03  
3 Many Times, last William Hayes, @ Seattle, 12/27/15

#### Game, Opponent

4 Edmund Nelson, vs. Pittsburgh, 9/16/84  
Roy Barker, vs. San Francisco 10/25/98  
Darryl Tapp, @ Seattle 10/21/07  
3 Many times, last by Chris Clemons, vs. Seattle, 11/20/11  
2.5 John Rade, @ Atlanta, 11/17/85  
Reggie White, @ Green Bay, 9/3/95  
Kevin Greene, vs. Carolina 11/17/96  
DaShon Polk, @ Houston 11/27/05  
Bryant Young, @ San Francisco 11/18/07  
Brian Orakpo, vs. Washington, 10/2/11  
Isreal Idonije, @ Chicago, 9/23/12

### TACKLES

#### COMBINED TACKLES

#### Career

1,015 James Laurinaitis, 2009-2015  
915 Merlin Olsen, 1962-76  
897 Jack Reynolds, 1970-80  
896 David (Deacon) Jones, 1961-71

#### Season

193 London Fletcher, 2000  
189 London Fletcher, 2001  
185 Jim Collins, 1984

### BLOCKED KICKS

#### BLOCKED PUNTS

#### Career

10 Ed Meador, 1959-70  
8 Jack Youngblood, 1971-84  
David (Deacon) Jones, 1961-71  
6 Ivory Sully, 1979-84  
Nolan Cromwell, 1977-87

#### Season

4 Ed Meador, 1964  
3 Ed Meador, 1962  
Irv Cross, 1966  
Tony Guillory 1967  
Nolan Cromwell, 1987



## TEAM RECORDS

### GAMES WON

#### Most Consecutive Games Won (Including postseason)

- 11 1969
- 8 1952, 1967, 2001
- 7 1978, 1985, 1999, 2003

#### Most Games Won, Season (Regular Season)

- 14 2001
- 13 1999
- 12 1973, 1975, 1978, 2003

#### Most Consecutive Games Won, Season (Including postseason)

- 11 1969
- 8 1952, 1967, 2001
- 7 1978, 1985, 1999, 2003

#### Most Consecutive Home Games Won (Regular Season)

- 15 2002-04
- 13 1998-2000
- 11 1973-74, 1976-78

#### Most Consecutive Road Games Won (Regular Season)

- 9 2000-02
- 7 1967-68
- 1968-69
- 1975-76
- 5 1988

### GAMES LOST

#### Most Consecutive Games Lost (Regular Season)

- 17 2008-09
- 12 1937-38, 1959-60
- 11 1991-92

#### Most Consecutive Home Games Lost (Regular Season)

- 14 2008-10
- 11 1961-63
- 8 1997-98

#### Most Consecutive Away Games Lost (Regular Season)

- 12 1991-92
- 10 1961-62
- 9 1956-57, 1964-65, 2008-09

### SCORING

#### Most Points, Season

- 540 2000
- 526 1999
- 503 2001

#### Most Points, Opponent, Season

- 471 2000
- 465 2008
- 438 2007

#### Fewest Points, Season

- 75 1937
- 116 1941
- 131 1938

#### Fewest Points, Opponent, Season

- 135 1975
- 136 1945
- 146 1977

#### Most Points, Game

- 70 vs. Baltimore, 10/22/50
- 65 vs. Detroit, 10/29/50
- 59 vs. Atlanta, 12/4/76
- vs. Atlanta, 11/10/96

#### Most Points, Opponent, Game

- 56 @ Philadelphia, 10/8/50
- @ Baltimore, 11/25/56
- 54 @ Kansas City, 10/22/00
- 52 vs. Chicago, 10/13/63

#### Most Points, Both Teams, Game

- 97 Rams 70, Baltimore 27, 10/22/50
- 89 Rams 52, New York Giants 37, 11/14/48
- Rams 65, Detroit 24, 10/29/50
- 88 Rams 57, vs. San Diego 31 10/1/00
- @ Kansas City 54, Rams 34, 10/22/00

#### Fewest Points, Both Teams, Game

- 6 Many times, last @ New Orleans 6, Rams 0, 11/9/86
- 7 vs. Chicago Cardinals 7, Rams 0, 11/23/41
- @ Chicago Cardinals 7, Rams 0, 9/13/42
- 9 @ Green Bay 6, Rams 3, 11/14/65
- Rams 9, @ Cleveland 0, 11/27/77

#### Most Points Overcome to Win Game

- 24 @ Tampa Bay, 12/6/92, (trailed 3-27, won 31-27)
- 22 @ Green Bay, 10/12/52, (trailed 6-28, won 30-28)
- 21 @ Green Bay, 11/17/57, (trailed 3-24, won 31-27)
- @ Houston, 11/27/05, (trailed 3-24, won 33-27)

#### Most Points, Opponent, Overcome to Win Game

- 23 @ Green Bay, 9/12/82, (trailed 23-0, won 35-23)
- 21 vs. Denver, 12/12/82, (trailed 21-0, won 27-24)
- vs. Dallas, 9/21/14, (trailed 21-0, won 34-31)
- 18 vs. New Orleans, 10/28/01, (trailed 24-6, won 34-31)

#### Most Points Overcome to Tie Game

- 28 vs. Philadelphia, 10/3/48, (trailed 0-28, tied 28-28)
- 17 @ Chicago Cardinals, 11/15/53, (trailed 17-0, tied 24-24)
- 14 @ Chicago Bears, 10/13/46, (trailed 24-10, tied 24-24)
- @ Chicago Cardinals, 11/20/49, (trailed 28-14, tied 28-28)
- @ Minnesota, 11/25/62, (trailed 24-10, tied 24-24)

#### Most Points, First Half

- 44 vs. Green Bay, 9/21/80
- 38 vs. Green Bay, 9/24/89
- vs. Oakland, 11/30/14
- 36 vs. St. Louis, 12/15/85

#### Most Points, Opponent, First Half

- 42 @ Baltimore, 11/25/56
- 40 @ New York Jets, 11/9/08
- 38 @ San Francisco, 10/28/51

#### Most Points, Both Teams, First Half

- 55 vs. New York Yanks, 11/18/51 (Rams 34, Yanks 21)
- vs. Detroit, 10/30/60 (Rams 34, Lions 21)
- 51 vs. Green Bay, 9/21/80 (Rams 44, Packers 7)
- 50 vs. Atlanta, 10/15/00 (Rams 29, Falcons 21)

#### Most Points, Second Half

- 41 vs. Detroit, 10/29/50
- 38 vs. Chicago, 11/4/51
- 35 vs. Baltimore, 10/22/50
- vs. Green Bay, 12/3/50
- vs. Atlanta, 12/4/76

#### Most Points, Opponent, Second Half

- 35 vs. Minnesota, 11/17/72
- @ Green Bay, 9/12/82
- 33 vs. St. Louis, 9/23/60
- 31 vs. Cleveland, 10/7/51
- vs. San Francisco, 10/23/83
- vs. Green Bay, 9/24/89

#### Most Points, Both Teams, Second Half

- 56 vs. Minnesota, 11/17/72 (Vikings 35, Rams 21)
- 55 vs. Detroit, 10/29/50 (Rams 41, Lions 14)
- @ New York Giants, 11/19/50 (Giants 28, Rams 27)
- @ New York Giants, 11/14/48 (Rams 31, Giants 21)
- vs. Chicago Cardinals, 11/11/51 (Rams 38, Cardinals 14)

\*NFL Record

† Ties NFL Record





**Most Points, First Quarter**

- 26 vs. Green Bay, 12/12/53
- 24 vs. Seattle, 10/31/76
- vs. New England, 11/2/80
- 21 Many times, last vs. Oakland, 11/30/14

**Most Points, Opponent, First Quarter**

- 28 @ Oakland, 10/29/72
- 21 Twice, last vs. Baltimore, 9/25/11
- 20 @ Kansas City, 10/22/00

**Most Points, Both Teams, First Quarter**

- 34 vs. Baltimore, 10/22/50 (Rams 21, Colts 13)
- 33 vs. Green Bay, 12/12/53 (Rams 26, Packers 7)
- 28 vs. New Orleans, 12/5/71 (Rams 21, Saints 7)
- @ Oakland, 10/29/72 (Raiders 28, Rams 0)
- vs. Dallas, 10/19/08 (Rams 21, Cowboys 7)
- vs. Chicago, 11/24/13 (Rams 21, Bears 7)

**Most Points, Second Quarter**

- 37 vs. Green Bay, 9/21/80
- 28 @ New Orleans, 10/7/79
- @ Atlanta, 12/9/79
- vs. Green Bay, 9/24/89
- vs. Indianapolis, 12/30/01
- 24 vs. Green Bay, 12/14/58
- vs. Detroit, 10/30/60
- vs. Pittsburgh, 9/22/68

**Most Points, Opponent, Second Quarter**

- 28 Many times, last @ San Francisco, 11/16/08
- 24 vs. Arizona, 11/2/08
- 23 vs. Minnesota, 12/16/12

**Most Points, Both Teams, Second Quarter**

- 45 vs. Detroit, 10/30/60 (Rams 24, Lions 21)
- 44 vs. Green Bay, 9/21/80 (Rams 37, Packers 7)
- 42 @ Detroit, 10/12/58 (Rams 21, Lions 21)

**Most Points, Third Quarter**

- \*41 vs. Detroit, 10/29/50
- 28 vs. Chicago Cards, 11/11/51
- 21 Many times, last at Houston, 10/13/13

**Most Points, Opponent, Third Quarter**

- 25 vs. New Orleans, 10/28/01
- 21 Many times, last @ Dallas, 9/30/07
- 20 Three times, last vs. San Francisco, 10/22/95

**Most Points, Both Teams, Third Quarter**

- 48 vs. Detroit, 10/29/50 (Rams 41, Lions 7)
- 31 @ New York Giants, 11/14/48 (Giants 21, Rams 10)
- @ Chicago, 11/3/86 (Rams 17, Bears 14)
- 28 Many times, last @ Cleveland, 12/12/90 (Rams 14, Browns 14)

**Most Points, Fourth Quarter**

- 28 vs. Chicago, 10/26/52
- vs. San Francisco, 12/30/02
- 24 @ Green Bay, 10/12/52
- @ Green Bay, 10/18/59
- @ Atlanta, 11/19/67
- 21 Many times, last vs. New Orleans, 10/23/05

**Most Points, Opponent, Fourth Quarter**

- 28 vs. San Francisco, 10/23/83
- 23 @ Oakland, 12/18/82
- 22 vs. Arizona, 11/20/05
- @ New Orleans, 11/11/07

**Most Points, Both Teams, Fourth Quarter**

- 38 @ New York Yanks, 11/19/50 (Yanks 21, Rams 17)
- 35 vs. Minnesota, 11/17/72 (Vikings 21, Rams 14)
- vs. San Francisco, 10/23/83 (49ers 28, Rams 7)
- 34 @ San Francisco, 10/4/92 (Rams 17, 49ers 17)

**TOUCHDOWNS****Most Touchdowns, Season**

- 67 2000

- 66 1999

- 64 1950

**Fewest Touchdowns, Season**

- 10 1937
- 16 1941
- 17 2009

**Most Touchdowns, Game**

- †10 vs. Baltimore, 10/22/50
- 9 vs. Detroit, 10/29/50
- 8 Five times, last vs. Atlanta 11/10/96

**Most Touchdowns, Opponents, Game**

- 8 @ Philadelphia, 10/8/50
- @ Baltimore, 11/25/56
- 7 @ San Francisco, 12/27/87
- @ Kansas City, 10/22/00
- @ Kansas City, 12/8/02
- @ New Orleans, 11/27/16
- 6 Many times, last vs. New England, 10/28/12

**Most Touchdowns, Both Teams, Game**

- 14 vs. Baltimore, 10/22/50 (Rams 10, Colts 4)
- 12 @ New York Giants, 11/14/48 (Rams 7, Giants 5)
- vs. Washington, 12/11/49 (Rams 8, Redskins 4)
- vs. Detroit, 10/29/50 (Rams 9, Lions 3)
- @ Kansas City, 10/22/00 (Chiefs 7, Rams 5)
- 11 Six times, last vs. San Francisco, 10/23/83 (49ers 6, Rams 5)

**POINTS AFTER TOUCHDOWNS****Most Points After Touchdowns, Season**

- 64 1999
- 59 1950
- 58 2000, 2001

**Most Points After Touchdowns, Game**

- \*10 vs. Baltimore, 10/22/50
- 8 vs. Detroit, 10/29/50
- vs. San Francisco, 11/9/58
- vs. Atlanta, 11/10/96
- 7 Many times, last vs. Oakland, 11/30/14

**Most Points After Touchdowns, Opponent, Game**

- 8 @ Philadelphia, 10/8/50
- @ Baltimore, 11/25/56
- 7 @ San Francisco, 12/27/87
- @ Kansas City, 12/8/02
- @ New Orleans, 11/27/16
- 6 Many times, last vs. New England, 10/28/12

**TWO-POINT CONVERSIONS****Most Two-Point Conversions, Season**

- 5 2012
- 4 1998, 2000, 2004
- 3 2013
- 2 1994, 1995, 1996, 1999, 2001, 2005

**Most Two-Point Conversions, Opponents, Season**

- 7 1997
- 3 1994, 2000
- 2 1988, 2007, 2015

**Most Two-Point Conversions, Game**

- \*4 vs. Atlanta, 10/15/00
- 1 27 times, last vs. San Francisco, 11/1/15

**Most Two-Point Conversions, Opponent, Game**

- 2 @ New Orleans, 11/11/07
- 1 Many times, last vs. Seattle, 9/13/15

**Most Two-Point Conversion Attempts, Season**

- 9 2000
- 6 1995, 2012



5	1994
<b>Most Two-Point Conversion Attempts, Opponent, Season</b>	
8	1997
6	2000
4	1994, 2007

#### FIELD GOALS

##### Most Field Goals Attempted, Season

†49	1966
47	1973
45	1970

##### Most Field Goals Attempted, Opponent, Season

39	2007
38	2010
37	1993, 2011, 2012

##### Most Field Goals Attempted, Game

7	vs. Detroit, 12/9/51
	vs. Denver, 9/10/06
6	Many times, last @ New Orleans, 11/26/72
<b>5</b>	<b>Many times, last @ Minnesota, 11/8/15</b>

##### Most Field Goals Attempted, Opponent, Game

7	vs. Baltimore, 12/4/54
	vs. Minnesota, 11/5/89
6	Many times, last vs. New Orleans, 9/26/04
5	Many times, last @ Baltimore, 11/22/15

##### Most Field Goals Made, Game

6	vs. Denver, 9/10/06
5	vs. Detroit, 12/9/51
	vs. San Diego, 10/1/00
	vs. Denver, 11/16/14
4	Many times, last at Minnesota, 11/8/15

##### Most Field Goals Made, Opponent, Game

†7	vs. Minnesota, 11/5/89
5	vs. Dallas, 12/21/87
	vs. New Orleans, 9/26/04
	@ Baltimore, 10/14/07
	vs. Minnesota, 12/16/12
4	Many times, last at Tampa Bay, 10/24/10

#### SAFETIES

##### Most Safeties, Game

*3	vs. New York Giants, 9/30/84
2	vs. Green Bay, 10/21/73
2	@ Arizona, 11/6/11
<b>1</b>	<b>Many times, last vs. San Francisco, 11/01/15</b>

##### Most Safeties, Game, Opponent

2	@ San Francisco, 9/8/96
1	Many times, last vs. Arizona, 12/8/13

#### FIRST DOWNS

##### Most First Downs, Season

380	2000
357	2001
335	1999, 2003

##### Most First Downs, Opponent, Season

337	2013
333	1994
	2009
329	1996

##### Fewest First Downs, Season

88	1937
101	1938
103	1942

##### Fewest First Downs, Opponent, Season

116	1944
124	1939

129	1945
-----	------

##### Most First Downs, Game

38	vs. New York Giants, 11/13/66
34	vs. New York Yanks, 9/28/51
	vs. Arizona, 9/28/03
33	vs. Green Bay, 12/16/56

##### Most First Downs, Opponent, Game

36	vs. Jacksonville, 10/20/96
32	@ San Francisco, 11/20/94
30t	vs. Phoenix, 10/2/88
30t	vs. Chicago, 11/24/13, vs. New Orleans 12/15/13, vs. TB 12/17/15

##### Most First Downs, Both Teams, Game

58	vs. Chicago Bears, 10/24/54 (Rams 30, Bears 28)
57	@ New York Yanks, 11/19/50 (Rams 32, Yanks 25)
55	vs. Buffalo, 12/10/95 (Bills 28, Rams 27)
	vs. Minnesota, 12/10/00 (Rams 32, Vikings 23)

##### Fewest First Downs, Game

2	vs. Washington, 11/21/37
3	Four times, last @ Detroit, 9/24/40
4	Four times, last @ Detroit, 12/14/69

##### Fewest First Downs, Opponent, Game

1	@ Seattle, 11/4/79
2	vs. Atlanta, 9/23/73
4	vs. Chicago Cardinals, 9/17/38
	vs. Chicago Cardinals, 10/22/39

##### Fewest First Downs, Both Teams, Game

12	vs. Chicago Cards, 10/3/37 (Rams 3, Cardinals 9)
13	@ Detroit, 10/15/44 (Rams 7, Lions 7)
15	Many times, last @ San Francisco, 11/21/76 (Rams 8, 49ers 7)

##### Most First Downs, Rushing, Season

177	1973
148	1983
144	1980

##### Fewest First Downs, Rushing, Season

†36	1942
51	1944
61	1982

##### Fewest First Downs, Rushing, Opponent, Season

53	1999
63	1966
64	1966, 1970

##### Most First Downs, Rushing, Game

21	@ New Orleans, 11/25/73
19	vs. Atlanta, 12/4/76
18	Three times, last @ Seattle, 11/4/79

##### Most First Downs, Rushing, Game, Opponent

20	@ Washington, 11/25/51
18	vs. New Orleans, 12/16/79
	vs. Detroit, 9/7/80
17	@ Detroit, 10/12/58

##### Fewest First Downs, Rushing, Game

0	@ San Francisco, 12/6/64
	vs. New York Jets, 11/15/70
	@ Detroit, 11/17/91
	@ Kansas City, 12/8/02
1	Many times, last vs. Seattle, 11/20/11
2	Many times, last vs. Green Bay, 10/21/12

##### Fewest First Downs, Rushing, Opponent, Game

0	Many Times, last @ Indianapolis, 11/10/13
1	Many Times, last @ San Francisco, 11/18/07
2	Many times, last vs. Oakland, 11/30/14

##### Most First Downs, Passing, Season

247	2000
236	2001



219 2002  
**Most First Downs, Passing, Opponent, Season**  
 203 2013  
 198 1944  
 197 2012  
**Fewest First Downs, Passing, Season**  
 23 1937  
 43 1944  
 44 1941  
**Fewest First Downs, Passing, Opponent, Season**  
 28 1937  
 41 1938, 1944  
 43 1939  
**Most First Downs, Passing, Game**  
 23 vs. Minnesota, 12/16/12  
 22 @ New York Giants, 10/2/05  
 21 Many times, last vs. San Diego, 10/1/00  
 20 Many times, last @ New Orleans, 11/11/07  
**Most First Downs, Opponent, Passing, Game**  
 24 vs. Jacksonville, 10/20/96, vs. New Orleans 12/15/13  
 23 @ Detroit Lions, 9/9/12  
 20 @ San Francisco, 10/3/04  
**Fewest First Downs, Passing, Game**  
 0 @ San Francisco, 10/10/71  
 1 Many times, last vs. Detroit, 10/19/86  
 2 Many times, last @ New Orleans, 9/15/91  
**Fewest First Downs, Passing, Opponent, Game**  
 0 @ Pittsburgh, 11/13/49  
 vs. Atlanta, 9/23/73  
 1 Many times, last @ Seattle, 11/4/79  
 2 Many times, last vs. Atlanta, 10/26/86  
**Most First Downs, Penalty, Season**  
 36 1998  
 35 2013  
 31 1990  
 29 1981, 2010, 2011  
**Most First Downs, Penalty, Opponent, Season**  
 47 2013  
 35 1997  
 33 1969  
**Fewest First Downs, Penalty, Season**  
 5 1953  
 6 1938  
 7 1940, 1942  
**Fewest First Downs, Penalty, Opponent, Season**  
 4 1938, 1940  
 5 1937  
 6 1944

NET YARDS GAINED RUSHING/PASSING

**Most Yards Gained, Season**  
 \*7,075 2000  
 6,690 2001  
 6,412 1999  
**Most Yards Gained, Opponent, Season**  
 5,965 2009  
 5,950 2008  
 5,885 2015  
**Fewest Yards Gained, Season**  
 1,794 1937  
 2,253 1938  
 2,286 1941  
**Fewest Yards Gained, Opponent, Season**  
 2,519 1945  
 2,717 1937

2,785 1939  
**Most Yards Gained, Game**  
 735 vs. New York Yanks, 9/28/51  
 614 vs. San Diego, 10/1/00  
 613 @ New York Yanks, 11/19/50  
**Most Yards Gained, Opponent, Game**  
 582 vs. Cincinnati, 10/7/90  
 574 @ Baltimore, 11/25/56  
 541 @ Green Bay, 10/18/42  
**Most Yards Gained, Both Teams, Game**  
 \*1,113 @ New York Yanks, 11/19/50 (Rams 636, Yanks 497)  
 995 vs. San Diego, 10/1/00 (Rams 614, Chargers 381)  
 937 vs. Denver, 9/4/00 (Rams 514, Broncos 424)  
**Fewest Yards Gained, Game**  
 58 @ Chicago Bears, 11/29/42  
 81 vs. Chicago Cards 10/3/37  
 86 vs. Washington, 11/21/37  
**Fewest Yards Gained, Opponent, Game**  
 \*-7 @ Seattle, 11/4/79  
 63 vs. Green Bay, 10/21/73  
 68 @ Chicago Cards, 10/22/39  
**Most Consecutive Games, 300 or More Yards**  
 30 2000-02  
 29 1949-51  
 22 1999-2000

RUSHING

ATTEMPTS

**Most Rushing Attempts, Season**  
 659 1973  
 621 1977  
 615 1980  
**Most Rushing Attempts, Game**  
 65 @ Minnesota, 9/19/76  
 63 @ Seattle, 11/4/79  
 61 vs. New Orleans, 10/16/77

YARDS

**Most Yards Gained Rushing, Season**  
 2,925 1973  
 2,864 1984  
 2,799 1980  
**Most Yards Gained Rushing, Opponent, Season**  
 2,475 2008  
 2,440 1961  
 2,427 2011  
**Fewest Yards Gained Rushing, Season**  
 798 1938  
 875 1942  
 929 1941  
**Fewest Yards Gained Rushing, Opponent, Season**  
 1,119 1967  
 1,189 1999  
 1,202 1982  
**Most Yards Gained Rushing, Game**  
 371 @ New York Yanks, 11/18/51  
 340 @ New Orleans, 11/25/73  
 337 vs. Carolina, 11/11/01  
**Most Yards Gained Rushing, Opponent, Game**  
 352 @ Washington, 11/25/51  
 330 @ Cleveland, 11/24/57  
 vs. Detroit, 9/7/80  
 307 vs. New Orleans, 11/18/81  
**Most Yards Gained Rushing, Both Teams, Game**  
 \*595 vs. New York Yanks, 11/18/50 (Rams 371, Yanks 224)  
 548 vs. Minnesota 11/5/61 (Rams 295, Vikings 253)



506 @ Green Bay, 10/22/44 (Packers 294, Rams 212)  
**Fewest Yards Gained Rushing, Game**  
 -29 @ Washington, 10/11/42  
 6 vs. Arizona, 11/20/05  
 10 @ Chicago Bears, 11/29/42  
**Fewest Yards Gained Rushing, Opponent, Game**  
 1 vs. Chicago Bears, 10/26/52  
 6 vs. New York Giants, 11/12/89  
 8 vs. New York Giants, 9/30/84  
**Fewest Yards Gained Rushing, Both Teams, Game**  
 62 @ San Francisco, 12/6/64 (Rams 15, 49ers 47)  
 78 @ Detroit, 11/7/99 (Rams 57, Detroit 21)  
 82 vs. New Orleans, 9/6/98 (Rams 47, New Orleans 35)

#### TOUCHDOWNS

**Most Touchdowns Rushing, Season**  
 28 1950  
 26 2000  
 24 1954  
**Most Touchdowns Rushing, Opponent, Season**  
 26 1961, 2008  
 24 2009  
 22 1992, 1996, 2005  
**Most Touchdowns, Rushing, Game**  
 7 vs. Atlanta, 12/4/76  
 6 vs. New York Yanks, 11/18/51  
 5 vs. Chicago, 10/24/54  
 @ Detroit, 10/12/58  
 vs. Minnesota, 12/10/00  
**Most Touchdowns, Rushing, Opponent, Game**  
 6 vs. Cleveland, 11/24/57  
 5 vs. Detroit, 10/30/60  
 vs. Detroit, 9/7/80  
 @ Pittsburgh, 11/3/96  
 4 Many times, last @ Indianapolis, 10/17/05  
**Most Touchdowns Rushing, Both Teams, Game**  
 8 vs. New York Yanks, 11/18/51 (Rams 6, Yanks 2)  
 7 @ Cleveland, 11/24/57 (Rams 1, Browns 6)  
 @ Detroit, 10/12/58 (Rams 5, Lions 2)  
 vs. Atlanta, 12/4/76 (Rams 7, Falcons 0)  
 vs. Detroit, 9/7/80 (Rams 2, Lions 5)  
 6 Many times, last @ Tampa Bay, 12/18/00 (Rams 3, Buccaneers 3)

#### PASSING

**Most Passes Attempted, Season**  
 635 2002  
 632 1995  
 600 2003  
**Fewest Passes Attempted, Season**  
 168 1937  
 199 1945  
 208 1944  
**Most Passes Attempted, Game**  
 62 @ New York Giants, 10/2/05  
 61 vs. Buffalo, 12/10/95  
 56 @ San Francisco, 9/11/05  
**Most Passes Attempted, Opponent, Game**  
 64 vs. Philadelphia, 11/6/49  
 58 @ Arizona, 9/29/96  
 vs. Atlanta, 12/2/07  
 56 vs. New Orleans 12/15/13  
**Most Passes Attempted, Both Teams, Game**  
 97 vs. Chicago, 12/26/99 (Bears 55, Rams 42)  
 @ New York Giants, 10/2/05 (Rams 62, Giants 35)

96 vs. Cardinals, 9/12/10 (Cardinals 41, Rams 55)  
 93 vs. Atlanta, 12/2/07 (Rams 35, Atlanta 58)  
**Fewest Passes Attempted, Game**  
 4 vs. Detroit, 9/10/37  
 6 vs. Chicago Cards, 11/5/39  
 @ New York Giants, 11/10/40  
 8 vs. Chicago Bears, 10/9/38  
 @ San Francisco, 11/21/76  
**Fewest Passes Attempted, Opponent, Game**  
 †0 vs. Detroit, 9/10/37  
 @ Pittsburgh, 11/13/49  
 6 @ Brooklyn, 9/20/39  
 7 vs. Chicago Cards, 11/5/39  
 vs. Baltimore, 12/18/65

#### Fewest Passes Attempted, Both Teams, Game

4 vs. Detroit, 9/10/37 (Rams 4, Lions 0)  
 24 vs. Atlanta, 9/23/73 (Rams 15, Falcons 9)  
 25 Many times, last @ Pittsburgh, 11/13/49 (Rams 25, Steelers 0)

#### COMPLETIONS

**Most Passes Completed, Season**  
 408 2002  
 392 2005  
 380 2000  
**Most Passes Completed, Game**  
 40 @ New York Giants, 10/2/05  
 36 vs. San Diego, 11/10/02  
 35 vs. San Francisco, 10/27/85  
 @ Seattle, 9/10/00  
 @ Green Bay, 11/29/04  
 vs. Minnesota, 12/16/12  
**Most Passes Completed, Opponent, Game**  
 37 @ New York Jets, 9/25/83  
 vs. Jacksonville, 10/20/96  
 @ Arizona, 9/29/96  
 36 vs. New England, 11/16/86  
 vs. Chicago, 11/24/113  
 34 @ St. Louis, 11/4/84  
**Most Passes Completed, Both Teams, Game**  
 65 @ Atlanta, 9/15/13 (Falcons 31, Rams 24)  
 60 @ Philadelphia, 9/9/01 (Rams 28, Eagles 32)  
 59 vs. Chicago, 12/26/99 (Rams 27, Bears 32)  
 @ New York Giants, 10/2/05 (Rams 40, Giants 19)

#### Fewest Passes Completed, Game

1 Many times, last @ New York Giants, 11/10/40  
 2 @ San Francisco, 10/10/71  
 3 Many times, last @ San Francisco, 11/21/76

#### Fewest Passes Completed, Opponent, Game

†0 vs. Pittsburgh, 11/13/49  
 2 Many times, last @ Seattle, 11/4/79  
 3 Many times, last @ Chicago, 9/24/72

#### Fewest Passes Completed, Both Teams, Game

1 vs. Detroit, 9/10/37 (Rams 1, Lions 0)  
 4 vs. Chicago Bears, 10/9/38 (Rams 1, Bears 3)  
 6 vs. Chicago Cards, 10/3/37 (Rams 3, Cardinals 3)  
 vs. Pittsburgh, 10/29/39 (Rams 1, Steelers 5)

#### YARDS

**Most Yards Gained, Passing, Season**  
 \*5,492 2000  
 4,903 2001  
 4,480 2002  
**Most Yards Gained, Passing, Opponent, Season**  
 4,085 2000  
 4,024 1989



3,913 2009

**Fewest Yards Gained, Passing, Season**

839 1937

1,261 1944

1,352 1941

**Fewest Yards Gained, Passing, Opponent, Season**

883 1937

1,248 1938

1,249 1939

**Most Yards Gained, Passing, Game**

541 vs. New York Yanks, 9/28/51

506 vs. Chicago, 12/26/82

453 vs. San Diego, 11/10/02

**Most Yards Gained, Passing, Opponent, Game**

483 vs. Cincinnati, 10/7/90

475 vs. San Francisco, 11/28/93

439 vs. San Francisco, 12/11/89

**Most Yards Gained, Passing, Both Teams, Game**

847 vs. Cincinnati, 10/7/90 (Rams 364, Bengals 483)

784 vs. San Diego, 10/1/00 (Rams 451, Chargers 333)

769 vs. Chicago 12/26/82 (Rams 506, Bears 263)

**Fewest Yards Gained, Passing, Game**

-18 @ San Francisco, 10/10/71

-5 @ Dallas Texans, 11/9/52

18 vs. Pittsburgh, 10/29/39

**Fewest Yards Gained, Passing, Opponent, Game**

-30 @ Seattle, 11/4/79

-1 @ Green Bay, 10/13/74

0 vs. Detroit, 9/10/37

@ Pittsburgh, 11/13/49

**Fewest Yards Gained, Passing, Both Teams, Game**

20 vs. Detroit, 9/10/37 (Rams 20, Lions 0)

28 @ Dallas Texans, 11/9/52 (Rams -5, Texans 33)

44 @ San Francisco, 11/21/76 (Rams 26, 49ers 18)

**COMPLETION PERCENTAGE**

**Highest Completion Percentage, Season**

68.8 2001

66.2 2012

65.4 2005

**Highest Completion Percentage, Opponent, Season**

68.1 2013

66.8 2015

65.7 2012

63.3 2002

**Highest Completion Percentage, Game (10 att.)**

88.9 @ San Francisco, 11/7/54

87.0 vs. San Francisco, 10/10/99

86.3 vs. Seattle, 10/19/14

**Highest Completion Percentage, Opponent, Game (10 att.)**

91.3 vs. Cleveland, 12/26/93

85.7 at Kansas City, 10/27/14

84.3 at Arizona, 12/9/13

**HAD INTERCEPTED**

**Fewest Passes Had Intercepted, Season**

7 1969

8 2006

10 2011

**Most Passes Had Intercepted, Season**

35 1941

34 1938

32 1981

**Most Passes Had Intercepted, Game**

7 Many times, last vs. Detroit, 10/26/58

6 Many times, last @ Carolina, 12/12/04

5 Many times, last @ Tennessee, 12/13/09

**TOUCHDOWNS**

**Most Touchdowns, Passing, Season**

42 1999

37 2000, 2001

31 1950, 1980, 1988

**Most Touchdowns, Passing, Game**

6 vs. New York Bulldogs, 11/27/49

vs. Washington, 12/11/49

vs. Detroit, 10/29/50

5 Many times, last vs. San Diego, 10/1/00

4 Many times, last vs. Washington, 12/24/06

**Most Touchdowns, Passing, Opponent, Game**

5 vs. St. Louis, 9/23/60

vs. Chicago, 10/13/63

vs. Miami, 12/14/86

@ San Francisco, 12/27/87

@ New Orleans, 11/27/16

4 Many times, last vs. New England, 10/28/12

3 Many times, last at Green Bay, 10/16/11

**SACKS**

**TOTAL SACKS**

**Most Sacks, Season**

57 1999

56 1980, 1985, 1988

53 1970, 2013

**Fewest Sacks, Season**

17 1991

18 1982

25 2009

26 1994

**Most Sacks, Game**

10 vs. Atlanta, 9/28/69

vs. San Diego, 10/4/70

9 Many times, last vs. Arizona, 10/4/12

8 Three times, last vs. Minnesota, 11/30/03

**Most Sacks, Opponent, Game**

11 @ Baltimore, 11/22/64

10 @ San Francisco, 12/6/74

vs. San Francisco, 10/11/76

9 @ New Orleans, 12/1/85

**Most Sacks, Both Teams, Game**

16 @ Baltimore, 11/22/64 (Rams 5, Colts 11)

14 @ New Orleans, 10/24/76 (Rams 9, Saints 5)

13 vs. Tampa Bay, 11/5/78 (Rams 9, Buccaneers 4)

**INTERCEPTIONS**

**TOTAL INTERCEPTIONS**

**Most Interceptions, Season**

38 1952

32 1967, 1976

31 1950, 1955

**Most Interceptions, Game**

7 vs. Detroit, 11/26/44

vs. Green Bay, 11/11/45

@ Chicago Bears, 10/9/49

vs. San Francisco, 10/18/64

6 @ Pittsburgh, 12/4/38

@ New York Yanks, 11/19/50

@ Dallas, 11/9/52

@ Kansas City, 10/20/85

@ Atlanta, 12/15/96

5 Many times, last @ Tennessee, 12/13/09



YARDS GAINED

**Most Yards, Season**

712 1952  
567 1999  
546 1980

**Most Yards, Opponent, Season**

518 1952  
497 1995  
492 2002

**Fewest Yards, Season**

5 1959  
15 1938  
24 1939

**Fewest Yards, Opponent, Season**

27 1938  
40 1969  
61 1939

**Most Yards, Game**

314 vs. San Francisco, 10/18/64  
225 vs. Green Bay, 9/21/80  
177 vs. Jacksonville, 10/20/96

**Most Yards, Opponent, Game**

182 vs. Dallas Texans, 11/2/52  
171 @ San Francisco, 11/26/95  
149 @ Chicago, 10/11/64

**Most Yards, Both Teams, Game**

338 vs. San Francisco, 10/18/64 (Rams 314, 49ers 24)  
308 vs. Dallas Texans, 11/2/52 (Rams 126, Texans 182)  
244 vs. Detroit, 11/1/53 (Rams 129, Lions 115)

TOUCHDOWNS

**Most Touchdowns By Interceptions, Both Teams, Game**

3 vs. Detroit, 11/1/53 (Rams 2, Lions 1)  
@ Arizona, 12/30/07 (Rams 1, Cardinals 2)  
2 Many times, last @ Arizona, 11/23/03 (Rams 1, Cardinals 1)

PUNTING

TOTAL PUNTS

**Most Punts, Season**

106 2011  
98 1986  
96 2015

**Most Punts, Opponents, Season**

108 1979  
104 1978  
96 1986

**Most Punts, Game**

12 vs. Chicago Bears, 10/9/38  
vs. Green Bay, 11/26/39  
@ New York, 11/10/40  
@ San Francisco, 11/21/76  
11 Many times, last @ San Francisco, 1/3/2010  
10 Many times, last @ San Francisco, 9/12/16

**Most Punts, Opponent, Game**

14 vs. New York Yanks, 9/28/51  
12 Three times, last vs. Chicago Cardinals, 11/23/41  
11 Many times, last @ Seattle, 11/4/79

AVERAGE YARDAGE

**Highest Average Distance, Punting, Season**

49.6 2008  
47.9 2015  
47.2 2007

**Highest Average Distance, Punting, Game (4 punts)**

56.9 vs. Arizona, 10/4/12  
56.2 vs. Buffalo, 9/28/08  
55.7 vs. New York Giants, 9/14/08  
56.0 vs. Arizona, 10/7/07

**Highest Avg. Distance, Punting, Opponent, Game (4 punts)**

57.3 @ Chicago Bears, 11/16/52  
55.8 @ Detroit 10/10/54  
55.3 @ Washington, 10/26/41

PUNT RETURNS

TOTAL RETURNS

**Most Punt Returns, Season**

67 1978  
62 1970  
58 1969, 1979

**Most Punt Returns, Opponents, Season**

60 1963, 1997  
59 1979  
58 1998

**Fewest Punt Returns, Season**

14 1961  
19 1993  
22 1982

**Fewest Punt Returns, Opponent, Season**

17 2001  
22 1972  
23 1999

**Most Punt Returns, Game**

8 Many times, last @ San Francisco, 10/25/81  
7 Many times, last @ Tennessee, 10/31/99  
6 Many times, last vs. San Francisco, 9/7/97

**Most Punt Returns, Opponent, Game**

9 vs. Baltimore, 11/22/64  
vs. Minnesota, 12/2/79  
@ Philadelphia, 9/7/08  
8 @ Detroit, 9/27/42  
@ Chicago Bears, 11/29/42  
7 Many times, last vs. Seattle, 11/20/11

**Most Punt Returns, Both Teams, Game**

15 @ Detroit, 9/27/42 (Rams 7, Lions 8)  
@ Baltimore, 11/27/66 (Rams 8, Colts 7)  
14 @ Atlanta, 9/12/76 (Rams 7, Falcons 7)  
13 vs. Chicago, 11/23/75 (Rams 7, Bears 6)  
@ Atlanta, 9/18/77 (Rams 8, Falcons 5)  
@ Tampa Bay, 9/23/79 (Rams 7, Buccaneers 6)  
vs. Minnesota, 12/2/79 (Rams 4, Vikings 9)

FAIR CATCHES

**Most Fair Catches, Season**

25 1998, 1999, 2011  
24 1989, 2011  
23 1997, 2005

**Most Fair Catches, Opponent, Season**

30 1968, 1986  
28 2011  
25 2015  
23 2013

**Most Fair Catches, Game**

4 Many times, last vs. Seattle, 11/20/11  
3 Many times, last at San Francisco, 10/4/09  
2 Many times, last at San Francisco, 11/14/10

**Most Fair Catches, Opponent, Game**

5 Four times, last at San Francisco, 11/14/10  
4 Many times, last at Pittsburgh, 12/2/11  
3 Many times, last vs. Atlanta, 11/21/10



**Most Fair Catches, Both Teams, Game**

8	@ Baltimore, 11/8/71 (Rams 3, Colts 5)
7	Many times, last @ SF, 11/14/10 (Rams 2, 49ers 5)
6	Many times, last @ San Francisco, 9/17/06 (Rams 2, 49ers 4)

**YARDS GAINED****Most Yards, Punt Returns, Season**

711	1978
676	1981
640	1947

**Most Yards, Punt Returns, Opponent, Season**

681	1963
652	1998
637	1994

**Fewest Yards, Punt Returns, Season**

79	2013
102	1993
129	1960
143	2004

**Fewest Yards, Punt Returns, Opponent, Season**

55	1972
67	1971
116	1977

**Most Yards, Punt Returns, Game**

219	@ Atlanta, 10/11/81
166	@ San Francisco, 10/25/81
147	@ Cincinnati 10/3/99

**Most Yards, Punt Returns, Opponents, Game**

155	vs. Washington, 9/21/63
148	@ Buffalo, 11/21/04
141	@ Green Bay, 10/9/94

**Most Yards, Punt Returns, Both Teams, Game**

*282	@ Atlanta, 10/11/81 (Rams 219, Falcons 63)
198	@ Chicago Bears, 10/10/48 (Rams 69, Bears 129)
189	@ Kansas City, 12/8/02 (Rams 94, Chiefs 95)

**TOUCHDOWNS****Most Touchdowns, Punt Returns, Season**

3	1981
2	1947, 1949, 1952, 1984, 1992, 1996
1	1998, 1999, 2000, 2007, 2011, 2013, 2014, 2015

**Most Touchdowns, Punt Returns, Opponent, Season**

3	1951, 1994
2	1993, 2002, 2003, 2011

**Most Touchdowns, Punt Returns, Game**

†2	@ Atlanta, 10/11/81 vs. Atlanta, 12/27/92
----	--

**Most Touchdowns, Punt Returns, Game, Opponent**

2	@ Detroit, 10/14/51
1	Many times, last vs. San Francisco, 12/26/19

**KICKOFF RETURNS****Most Kickoff Returns, Season**

84	2004
82	2007
80	2008

**Most Kickoff Returns, Opponent, Season**

86	2001
85	1999
84	1989

**Fewest Kickoff Returns, Season**

26	1945
33	1977
34	1975, 2015

**Fewest Kickoff Returns, Opponent, Season**

19	1941
27	2015
25	2013

**Most Kickoff Returns, Game**

9	vs. New Orleans, 10/28/01 at Tennessee, 12/13/09 at Detroit, 10/10/10
8	Many times, last vs. Pittsburgh, 12/20/07
7	Many times, last vs. Atlanta, 11/21/10

**Most Kickoff Returns, Opponent, Game**

9	vs. San Diego, 10/1/00
8	Many times, last vs. Green Bay, 9/27/09
7	Many times, last vs. Indianapolis, 10/25/09

**Most Kickoff Returns, Both Teams, Game**

15	vs. New Orleans, 10/28/01 (Rams 9, Saints 6)
14	vs. Chicago Bears, 10/24/54 (Rams 7, Bears 7) @ San Francisco, 11/7/54 (Rams 7, 49ers 7) @ New Orleans, 10/23/94 (Rams 7, Saints 7) vs. San Diego, 10/1/00 (Rams 5, Chargers 9) @ Kansas City, 10/22/00 (Rams 8, Chiefs 6)

**YARDS GAINED****Most Yards, Kickoff Returns, Season**

1,938	2007
1,764	2009
1,761	2008

**Most Yards, Kickoff Returns, Opponent, Season**

2,194	2001
2,115	1999
1,888	2000

**Fewest Yards, Kickoff Returns, Season**

448	1945
690	1949
705	1977

**Fewest Yards, Kickoff Returns, Opponent, Season**

463	1941
544	1942
545	1942

**Most Yards, Kickoff Returns, Game**

267	@ Kansas City, 10/22/00
254	vs. Chicago, 10/13/63
239	vs. St. Louis, 11/14/76

**Most Yards, Kickoff Returns, Opponent, Game**

362	vs. Detroit, 10/29/50
304	@ New Orleans, 10/23/94
263	@ New York Giants, 11/11/48

**Most Yards, Kickoff Returns, Both Teams, Game**

560	vs. Detroit, 10/29/50 (Rams 198, Lions 362)
501	@ New Orleans, 10/23/94 (Rams 197, Saints 304)
384	@ New York Giants 11/14/48 (Rams 121, Giants 263)

**TOUCHDOWNS****Most Touchdowns, Kickoff Returns, Season**

3	1950, 1985
2	1999
1	1998, 2000, 2005

**Most Touchdowns, Kickoff Returns, Opponent, Season**

2	1950, 1964, 1967, 1981, 1994, 2001, 2002, 2003, 2006, 2007
1	Many times, last in 2009

**Most Touchdowns, Kickoff Returns, Game**

2	vs. Green Bay, 11/24/85
1	Many times, last vs. Seattle, 10/9/05



**Most Touchdowns, Kickoff Returns, Game, Opponent**

- 2 @ New Orleans, 10/23/94  
vs. Chicago, 12/11/06
- 1 Many times, last at Detroit, 10/10/10

**FUMBLES**

## TOTAL FUMBLES

**Most Fumbles, Season**

- 42 1996
- 40 1964, 1965
- 39 1978, 1986

**Most Fumbles, Opponent, Season**

- 42 1996
- 40 1964, 1965
- 39 1978, 1986

**Fewest Fumbles, Season**

- 14 2010
- 17 1960
- 18 2008

**Fewest Fumbles, Opponent, Season**

- 13 1956
- 15 1974, 1982, 1994
- 16 1998

**Most Fumbles, Game**

- 8 vs. Detroit, 10/31/65
- 7 Many times, last vs. New Orleans, 12/16/79
- 6 Many times, last @ New York Giants, 9/7/03

**Most Fumbles, Opponent, Game**

- 8 @ Chicago Cards, 11/27/38
- 7 Many times, last vs. Arizona, 12/9/10
- 6 Many times, last @ Green Bay, 9/4/88

**Most Fumbles, Both Teams, Game**

- 14 @ Chicago Bears, 11/24/40 (Rams 7, Bears 7)
- 12 @ Chicago Bears, 9/15/39 (Rams 6, Bears 6)
- @ Chicago Bears, 11/16/52 (Rams 7, Bears 5)
- 11 @ New York Giants, 9/7/03 (Rams 6, Giants 5)
- @ New Orleans, 10/24/76 (Rams 4, Saints 7)
- @ New York Giants, 12/1/46 (Rams 6, Giants 5)
- @ Chicago Cardinals, 11/27/38 (Rams 3, Cardinals 8)

## FUMBLES LOST

**Most Fumbles Lost, Season**

- 24 1983
- 23 1958
- 22 1953, 1965, 1978, 1986, 2001

**Most Fumbles Lost, Opponent, Season**

- 24 1947, 1948
- 22 1984, 2003
- 20 1966, 1983

**Most Fumbles Lost, Game**

- 6 vs. New England, 12/11/83
- vs. Detroit, 10/31/65
- @ Detroit, 9/29/40
- 5 Many times, last vs. Phoenix, 9/1/91
- 4 Many times, last vs. Tampa Bay, 11/26/01

**Most Fumbles Lost, Opponent, Game**

- 5 @ New Orleans, 10/24/76
- @ Green Bay, 9/25/66
- @ Detroit, 10/15/44
- @ Chicago Cardinals, 11/27/38
- 4 Many times, last vs. Cardinals, 12/9/10
- 3 Many times, last @ Washington, 10/12/08

**Most Fumbles Lost, Both Teams, Game**

- 9 @ Chicago Bears, 9/15/39 (Rams 5, Bears 4)
- 8 Many times, Last vs. New England, 12/11/83 (Rams 6, Patriots 2)

- 7 @ Philadelphia, 12/1/02 (Rams 3, Eagles 4)
- @ Chicago Bears, 11/16/52 (Rams 4, Bears 3)
- @ Detroit, 9/29/40 (Rams 6, Lions 1)
- @ Chicago Cardinals, 11/27/38 (Rams 2, Cardinals 5)

**PENALTIES**

## TOTAL PENALTIES

**Most Penalties, Season**

- 142 1997
- 133 1978, 1996
- 131 2011

**Most Penalties, Opponent, Season**

- 142 1997
- 133 1978, 1996
- 126 2010

**Fewest Penalties, Season**

- 29 1941
- 45 1942
- 51 1959

**Fewest Penalties, Opponent, Season**

- 43 1945
- 46 1942
- 47 1941, 1958

**Most Penalties, Game**

- 15 Five times, last vs. Philadelphia, 12/18/05
- 14 Many times, last vs. New Orleans, 11/26/00
- 13 Many times, last vs. San Francisco, 11/11/12

**Most Penalties, Opponent, Game**

- 18 vs. Chicago Bears, 11/10/46
- vs. Cleveland, 10/7/51
- 17 vs. New Orleans, 11/26/00
- 16 @ Chicago Bears, 10/10/48

**Most Penalties, Both Teams, Game**

- 31 vs. New Orleans, 11/26/00 (Rams 14, Saints 17)
- 27 vs. Chicago Bears, 11/10/46 (Rams 9, Bears 18)
- 26 vs. New Orleans, 11/8/81 (Rams 13, Saints 13)
- vs. Cincinnati, 9/1/96 (Rams 11, Bengals 15)
- @ Buffalo, 11/21/04 (Rams 11, Bills 15)
- @ San Francisco, 11/14/10 (Rams 12, 49ers 14)

**Fewest Penalties, Game**

- 0 vs. New Orleans, 12/9/90
- vs. Baltimore, 12/18/65
- @ Chicago, 11/29/42
- @ New York, 11/16/41
- 1 Many times, last vs. Atlanta, 1/6/02
- 2 Many times, last @ Tampa Bay, 12/18/00

**Fewest Penalties, Opponent, Game**

- 0 @ New England 10/26/08
- vs. Chicago, 9/24/95
- vs. Minnesota, 11/19/72
- vs. New York, 9/27/41
- 1 Many times, last @ Seattle, 9/10/00
- 2 Many times, last vs. Pittsburgh, 12/20/07

**Fewest Penalties, Both Teams, Game**

- 1 vs. New York Yanks, 9/27/53 (Rams 1, Yanks 0)
- 2 vs. Green Bay, 12/16/62 (Rams 1, Packers 1)
- vs. Baltimore, 12/18/65 (Rams 0, Colts 2)
- 3 Many times, last @ Phoenix, 12/5/93 (Rams 1, Cardinals 2)

## YARDS PENALIZED

**Most Yards Penalized, Season**

- 1,169 1978
- 1,065 1997
- 1,015 1996





**Most Yards Penalized, Opponent, Season**

1,066 2005  
1,064 1997  
1,028 1951

**Fewest Yards Penalized, Season**

195 1938  
220 1939  
218 1937

**Fewest Yards Penalized, Opponent, Season**

220 1939  
249 1938  
318 1939

**Most Yards Penalized, Game**

162 vs. Baltimore, 10/22/50  
149 @ Dallas, 11/6/60  
145 @ Chicago Bears, 10/19/58

**Most Yards Penalized, Opponent, Game**

177 vs. San Francisco, 9/18/94  
173 vs. Minnesota, 9/22/67  
150 vs. Detroit, 10/3/52  
137 @ Baltimore, 11/22/15

**Most Yards Penalized, Both Teams, Game**

269 vs. Green Bay, 12/3/50 (Rams 123, Packers 146)  
267 vs. Minnesota, 9/22/67 (Rams 94, Vikings 173)  
253 @ Atlanta, 11/19/67 (Rams 135, Falcons 118)

**Fewest Yards Penalized, Game**

0 Many times, last vs. New Orleans, 12/9/90  
5 Many times, Last @ Arizona, 12/7/08  
7 @ New Orleans, 10/30/88  
@ Detroit, 10/12/58

**Fewest Yards Penalized, Opponent, Game**

†0 Three times, last @ New England, 10/26/08  
5 Many times, last @ Atlanta, 10/14/93  
7 @ New Orleans, 10/30/88  
@ Green Bay 12/20/92

**Fewest Yards Penalized, Both Teams, Game**

10 vs. Green Bay, 12/16/62 (Rams 5, Packers 5)  
15 vs. Chicago Cards, 11/23/41 (Rams 5, Cardinals 10)  
vs. New York Yanks, 9/27/53 (Rams 15, Yanks 0)  
20 Many times, last @ Phoenix, 12/5/93 (Rams 10,  
Cardinals 10)



# RAMS BIG DAYS

**Bold denotes player active with Rams**

*Italics denotes rookie*

## RUSHING

247	Willie Ellison vs. New Orleans .....	Dec. 5, 1971	(26 carries, 1 TD)
223	<i>Tom Wilson vs. Green Bay</i> .....	<i>Dec. 16, 1956</i>	<i>(23 carries, 0 TD)</i>
221	Greg Bell vs. Green Bay .....	Sept. 24, 1989	(28 carries, 2 TD)
220	Marshall Faulk @ New Orleans .....	Dec. 24, 2000	(32 carries, 2 TD)
215	Eric Dickerson vs. Houston .....	Dec. 9, 1984	(27 carries, 2 TD)
213	Charles White @ St. Louis .....	Nov. 15, 1987	(34 carries, 1 TD)
212	<i>Jerome Bettis @ New Orleans</i> .....	<i>Dec. 12, 1993</i>	<i>(28 carries, 1 TD)</i>
210	Greg Bell @ New England .....	Dec. 24, 1989	(26 carries, 1 TD)
208	Eric Dickerson @ St. Louis .....	Nov. 4, 1984	(21 carries 0 TD)
208	Marshall Faulk vs. Atlanta .....	Oct. 15, 2000	(25 carries, 1 TD)
207	Eric Dickerson vs. Tampa Bay .....	Oct. 5, 1986	(30 carries, 2 TD)
205	Dan Towler @ Baltimore .....	Nov. 22, 1953	(14 carries, 1 TD)
202	Marshall Faulk @ Carolina .....	Dec. 23, 2001	(30 carries, 2 TD)
199	Ollie Matson @ Chicago Bears .....	Oct. 11, 1959	(31 carries, 3 TD)
199	<i>Eric Dickerson vs. Detroit</i> .....	<i>Oct. 2, 1983</i>	<i>(30 carries, 2 TD)</i>
195	Trung Canidate @ New York Jets .....	Oct. 21, 2001	(23 carries, 2 TD)
193	Eric Dickerson @ St. Louis .....	Sept. 7, 1986	(38 carries, 2 TD)
192	<i>Eric Dickerson @ New York Jets</i> .....	<i>Sept. 25, 1983</i>	<i>(28 carries, 2 TD)</i>
191	Eric Dickerson @ Tampa Bay .....	Nov. 25, 1984	(28 carries, 3 TD)
183	Marshall Faulk vs. Carolina .....	Nov. 11, 2001	(15 carries, 2 TD)
183	Marshall Faulk vs. Seattle .....	Oct. 20, 2002	(32 carries, 3 TD)
181	Marshall Faulk @ Atlanta .....	Oct. 17, 1999	(18 carries, 1 TD)
179	Steven Jackson vs. Jacksonville .....	Oct. 30, 2005	(25 carries, 0 TD)
178	Marshall Faulk @ Arizona .....	Nov. 3, 2002	(27 carries, 1 TD)
170	Eric Dickerson vs. Atlanta .....	Oct. 26, 1986	(30 carries, 0 TD)
169	Dick Bass @ Chicago .....	Dec. 9, 1962	(20 carries, 1 TD)
168	Marshall Faulk vs. Atlanta .....	Jan. 6, 2002	(20 carries, 1 TD)
166	Ron Waller vs. Philadelphia .....	Sept. 30, 1956	(20 carries, 1 TD)
166	Charles White vs. Pittsburgh .....	Oct. 11, 1987	(33 carries, 1 TD)
164	Eric Dickerson @ New Orleans .....	Oct. 14, 1984	(20 carries, 0 TD)
161	Steven Jackson @ Atlanta .....	Dec. 28, 2008	(30 carries, 2 TD)
160	Steven Jackson vs. Dallas .....	Oct. 10, 2008	(25 carries, 3 TD)
159	Charles White vs. Atlanta .....	Dec. 13, 1987	(29 carries, 2 TD)
159	Steven Jackson vs. New Orleans .....	Oct. 30, 2011	(25 carries, 2 TD)
158	Greg Hill, @ Buffalo .....	Sept. 20, 1998	(19 carries, 2 TD)
158	Marshall Faulk vs. Oakland .....	Oct. 13, 2002	(26 carries, 0 TD)
155	Charles White @ Atlanta .....	Oct. 18, 1987	(31 carries, 0 TD)
155	Dan Towler vs. New York Yanks .....	Nov. 18, 1951	(13 carries, 1 TD)
154	Marshall Faulk @ New Orleans .....	Dec. 12, 1999	(29 carries, 1 TD)
154	Dan Towler vs. Chicago Bears .....	Oct. 25, 1953	(24 carries, 1 TD)
152	Lawrence McCutcheon @ New Orleans .....	Nov. 25, 1973	(20 carries, 0 TD)
152	Lawrence McCutcheon @ Chicago .....	Dec. 2, 1973	(24 carries, 0 TD)
152	Lawrence McCutcheon vs. Atlanta .....	Dec. 11, 1977	(17 carries, 0 TD)
150	Eric Dickerson @ Seattle .....	Sept. 23, 1985	(31 carries, 3 TD)
150	Eric Dickerson vs. Green Bay .....	Nov. 24, 1985	(31 carries, 1 TD)
150	Steven Jackson vs. Washington .....	Dec. 24, 2006	(33 carries, 1 TD)
<b>159</b>	<b>Todd Gurley @ Green Bay</b> .....	<b>Oct. 11, 2015</b>	<b>(30 carries, 0 TD)</b>
<b>140</b>	<b>Todd Gurley vs. Detroit</b> .....	<b>Dec. 13, 2015</b>	<b>(16 carries, 2 TD)</b>
<b>146</b>	<b>Todd Gurley @ Arizona</b> .....	<b>Oct. 4, 2015</b>	<b>(19 carries, 0 TD)</b>
<b>128</b>	<b>Todd Gurley vs. Cleveland</b> .....	<b>Oct. 25, 2015</b>	<b>(19 carries, 2 TD)</b>
<b>133</b>	<b>Todd Gurley vs. San Francisco</b> .....	<b>Nov. 1, 2015</b>	<b>(20 carries, 1 TD)</b>



### CAREER 100-YARD RUSHING GAMES

Games	Player	W-L-T	Games	Player	W-L-T
38	Eric Dickerson	27-11	3	Cullen Bryant	3-0
33	Steven Jackson	17-15-1	3	John Cappelletti	2-0-1
27	Marshall Faulk	27-0	3	Ollie Matson	2-1
22	Lawrence McCutcheon	19-2-1	3	Lawrence Phillips	3-0
11	Jerome Bettis	3-8	2	Trung Canidate	2-0
10	Dick Bass	6-4	2	Dick Hoerner	1-0-1
10	Dan Towler	10-0	2	Les Josephson	2-0
8	Wendell Tyler	6-2	2	Joe Marconi	2-0
8	Charles White	7-1	2	Elvis Peacock	2-0
7	Greg Bell	6-1	2	Bob Thomas	2-0
7	Paul (Tank) Younger	3-3-1	2	Tre Mason	2-0
6	Cleveland Gary	4-2	1	<b>Benny Cunningham</b>	<b>1-0</b>
5	Jon Arnett	2-3	1	Jim Bertelsen	1-0
5	Willie Ellison	2-2-1	1	Robert Delpino	1-0
5	Ron Waller	4-1	1	Harold Green	1-0
5	Tim Wilson	2-3	1	Greg Hill	1-0
5	<b>Todd Gurley</b>	<b>4-1</b>	1	Brian Leonard	0-1
4	Skeet Quinlan	1-3	1	Jerald Moore	1-0
4	Zac Stacy	2-2	1	Kenny Washington	1-0
			1	Justin Watson	1-0

### GAMES WITH MORE THAN ONE 100-YARD RUSHER

Nov. 8, 1953	vs. San Francisco, Skeet Quinlan (11-119) and Paul Younger (12-101)
Oct. 24, 1954	vs. Chicago Bears, Dan Towler (15-123) and Paul Younger (27-106)
Oct. 31, 1954	vs. Detroit, Paul Younger (18-140) and Skeet Quinlan (13-119)
Dec. 4, 1955	vs. Baltimore, Ron Waller (24-138) and Paul Younger (25-132)
Sept. 16, 1973	@ Kansas City, Jim Bertelsen (28-143) and Lawrence McCutcheon (21-120)
Sept. 12, 1976	@ Atlanta, Lawrence McCutcheon (26-115) and John Cappelletti (22-102)
Sept. 19, 1976	@ Minnesota, John Cappelletti (28-128) and Lawrence McCutcheon (29-110)
Nov. 11, 1996	vs. Atlanta, Lawrence Phillips (14-106) and Harold Green (13-106)
Nov. 11, 2001	vs. Carolina, Marshall Faulk (15-183) and Trung Canidate (16-145)

### PASSING

554	Norm Van Brocklin vs. New York Yanks	Sept. 28, 1951	(30 / 46, 0 TD, 0 Int)
509	Vince Ferragamo vs. Chicago	Dec. 26, 1982	(30 / 46, 3 TD, 2 Int)
454	Jim Everett @ New Orleans	Nov. 26, 1989	(29 / 51, 1 TD, 2 Int)
453	Marc Bulger vs. San Diego	Nov. 10, 2002	(36 / 48, 4 TD, 0 Int)
450	Marc Bulger vs. New York Jets	Jan. 2, 2005	(29 / 39, 3 TD, 2 Int)
448	Marc Bulger @ Green Bay	Nov. 29, 2004	(35 / 53, 2 TD, 1 Int)
442	Marc Bulger @ New York Giants	Oct. 2, 2005	(40 / 62, 2 TD, 3 Int)
441	Kurt Warner vs. Denver	Sept. 4, 2000	(25 / 35, 3 TD, 3 Int)
436	James Harris @ Miami	Oct. 3, 1976	(17 / 29, 2 TD, 1 Int)
431	Trent Green vs. Carolina	Nov. 5, 2000	(29 / 42, 2 TD, 0 Int)
406	Jim Hardy vs. Chicago Cardinals	Oct. 31, 1948	(28 / 53, 3 TD, 2 Int)
401	Tony Banks @ Atlanta	Nov. 2, 1997	(30 / 42, 2 TD, 1 Int)
401	Kurt Warner @ New England	Nov. 18, 2001	(23 / 34, 3 TD, 2 Int)
394	Kurt Warner vs. San Francisco	Sept. 17, 2000	(23 / 34, 2 TD, 2 Int)
390	Kurt Warner vs. San Diego	Oct. 1, 2000	(24 / 30, 4 TD, 0 Int)
388	Marc Bulger vs. Washington	Dec. 24, 2006	(25 / 38, 4 TD, 0 Int)
385	Kurt Warner vs. New Orleans	Oct. 28, 2001	(29 / 47, 1 TD, 4 Int)
378	Marc Bulger @ San Francisco	Nov. 2, 2003	(26 / 42, 1 TD, 2 Int)
377	Jim Everett @ Philadelphia	Nov. 6, 1988	(24 / 45, 2 TD, 4 Int)
377	Sam Bradford vs. Minnesota	Dec. 16, 2012	(35/55, 3 TD, 1 Int)
375	Marc Bulger @ Pittsburgh	Oct. 26, 2003	(22 / 37, 1 TD, 0 Int)
375	Austin Davis @ Philadelphia	Oct. 5, 2014	(29/49, 3 TD, 0 Int)
372	Billy Wade @ Green Bay	Nov. 16, 1958	(19 / 42, 1 TD, 2 Int)
372	Jim Everett vs. Cincinnati	Oct. 7, 1990	(25 / 46, 2 TD, 0 Int)
372	Mark Rypien vs. Buffalo	Dec. 10, 1995	(31 / 55, 1 TD, 2 Int)
368	Jim Everett vs. Indianapolis	Sept. 17, 1989	(28 / 35, 3 TD, 1 Int)
368	Marc Bulger vs. San Francisco	Sept. 19, 2007	(24 / 41, 1 TD, 0 Int)
366	Trent Green vs. Washington	Nov. 20, 2000	(23 / 38, 2 TD, 1 Int)
365	Jim Everett @ Denver	Nov. 27, 1988	(25 / 47, 2 TD, 1 Int)
365	Jim Everett vs. New Orleans	Dec. 9, 1990	(31 / 50, 1 TD, 2 Int)
362	Marc Bulger @ San Francisco	Sept. 11, 2005	(34 / 56, 2 TD, 1 Int)
360	Marc Bulger vs. Seattle	Oct. 15, 2006	(26 / 39, 3 TD, 1 Int)
359	Kurt Warner vs. Indianapolis	Dec. 30, 2001	(23 / 30, 3 TD, 1 Int)
358	Marc Bulger vs. New Orleans	Sept. 26, 2004	(32 / 49, 1 TD, 0 Int)
356	Billy Wade @ Baltimore	Nov. 23, 1958	(24 / 41, 0 TD, 2 Int)
356	Marc Bulger vs. Chicago	Dec. 11, 2006	(34 / 55, 3 TD, 0 Int)
354	Jamie Martin vs. San Francisco	Dec. 24, 2005	(33 / 41, 1 TD, 2 Int)
354	Marc Bulger vs. Kansas City	Nov. 5, 2006	(31 / 42, 1 TD, 0 Int)
353	Tony Banks @ Baltimore	Oct. 27, 1996	(26 / 40, 1 TD, 1 Int)



352	Marc Bulger vs. Atlanta.....	Oct. 13, 2003	(23 / 34, 2 TD, 2 Int)
352	Sam Bradford @ Atlanta.....	Sept. 15, 2013	(32 / 55, 3 TD, 1 Int)
351	Kurt Warner @ Carolina.....	Dec. 5, 1999	(22 / 31, 3 TD, 2 Int)

### CAREER 300-YARD PASSING GAMES

Games	Player	W-L-T	Games	Player	W-L-T
30	Kurt Warner.....	22-8	3	Bill Wade.....	1-2
27	Marc Bulger.....	12-15	2	Dieter Brock.....	0-2
20	Jim Everett.....	10-10	2	Bob Waterfield.....	2-0
7	Sam Bradford.....	2-5	2	Austin Davis.....	0-2
5	Norm Van Brocklin.....	4-1	1	Zeke Bratkowski.....	1-0
3	Tony Banks.....	1-2	1	Ryan Fitzpatrick.....	1-0
3	Vince Ferragamo.....	1-2	1	Gus Frerotte.....	1-0
3	Roman Gabriel.....	2-1	1	Pat Haden.....	0-1
3	Trent Green.....	2-1	1	Jim Hardy.....	0-1
3	Chris Miller.....	1-2	1	James Harris.....	1-0
3	Mark Rypien.....	0-3	1	<b>Case Keenum.....</b>	<b>0-1</b>
			1	Jamie Martin.....	1-0

### RECEIVING

336	*Willie Anderson @ New Orleans.....	Nov. 26, 1989	(15 receptions, 1 TD)
303	Jim Benton @ Detroit.....	Nov. 22, 1945	(10 receptions, 1 TD)
238	Harold Jackson vs. Dallas.....	Oct. 14, 1973	(7 receptions, 4 TD)
233	Isaac Bruce @ Atlanta.....	Nov. 2, 1997	(10 receptions, 3 TD)
230	Henry Ellard vs. Indianapolis.....	Sept. 17, 1989	(12 receptions, 1 TD)
229	Isaac Bruce @ Baltimore.....	Oct. 27, 1996	(11 receptions, 1 TD)
226	<i>Eddie Kennison @ Atlanta.....</i>	<i>Dec. 15, 1996</i>	<i>(5 receptions, 3 TD)</i>
220	Ron Jessie @ Miami.....	Oct. 3, 1976	(7 receptions, 2 TD)
210	Isaac Bruce vs. Miami.....	Dec. 24, 1995	(15 receptions, 1 TD)
208	<i>Jim Phillips @ Green Bay.....</i>	<i>Nov. 16, 1958</i>	<i>(8 receptions, 1 TD)</i>
207	Carroll Dale @ Detroit.....	Nov. 17, 1963	(7 receptions, 3 TD)
204	Marshall Faulk (RB) vs. Chicago.....	Dec. 26, 1999	(12 receptions, 1 TD)
203	Torry Holt vs. Indianapolis.....	Dec. 30, 2001	(7 receptions, 2 TD)
202	Jim Benton @ New York Yanks.....	Dec. 5, 1946	(12 receptions, 2 TD)
200	Tommy McDonald vs. Cleveland.....	Dec. 12, 1965	(6 receptions, 2 TD)
200	Torry Holt @ San Francisco.....	Nov. 2, 2003	(11 receptions, 1 TD)
196	Elroy Hirsch vs. Green Bay.....	Dec. 12, 1953	(9 receptions, 0 TD)
195	Elroy Hirsch vs. Chicago Cardinals.....	Nov. 11, 1951	(6 receptions, 2 TD)
192	Isaac Bruce, vs. Minnesota.....	Sept. 13, 1998	(11 receptions, 1 TD)
191	Isaac Bruce, vs. Atlanta.....	Oct. 12, 1995	(10 receptions, 2 TD)
189	Tom Fears vs. Green Bay.....	Dec. 3, 1950	(3 receptions, 2 TD)
189	Torry Holt @ Atlanta.....	Sept. 24, 2000	(3 receptions, 2 TD)
188	Isaac Bruce vs. San Francisco.....	Sept. 17, 2000	(8 receptions, 1 TD)
183	George Farmer vs. Chicago.....	Dec. 26, 1982	(9 receptions, 1 TD)
181	Isaac Bruce @ Indianapolis.....	Oct. 1, 1995	(8 receptions, 2 TD)
179	Isaac Bruce vs. New Orleans.....	Oct. 28, 2001	(7 receptions, 1 TD)
175	Del Shofner vs. Baltimore.....	Dec. 6, 1958	(5 receptions, 1 TD)
174	Torry Holt @ Pittsburgh.....	Oct. 26, 2003	(7 receptions, 1 TD)
173	Elroy Hirsch @ New York Yanks.....	Sept. 28, 1951	(9 receptions, 4 TD)
173	Isaac Bruce vs. San Francisco.....	Oct. 22, 1995	(9 receptions, 0 TD)
172	Torry Holt vs. Minnesota.....	Dec. 10, 2000	(9 receptions, 0 TD)
171	Henry Ellard @ Detroit.....	Dec. 6, 1987	(7 receptions, 1 TD)
170	Isaac Bruce @ Green Bay.....	Nov. 29, 2004	(9 receptions, 1 TD)
169	Del Shofner @ Detroit.....	Nov. 15, 1959	(5 receptions, 1 TD)
168	Elroy Hirsch @ Green Bay.....	Oct. 11, 1953	(8 receptions, 0 TD)
167	Henry Ellard @ Denver.....	Nov. 27, 1988	(11 receptions, 2 TD)
167	Isaac Bruce vs. San Diego.....	Oct. 1, 2000	(9 receptions, 2 TD)
166	Henry Ellard @ Philadelphia.....	Nov. 6, 1988	(7 receptions, 1 TD)
165	Henry Ellard vs. Atlanta.....	Oct. 8, 1989	(8 receptions, 0 TD)
165	Torry Holt @ Tampa Bay.....	Dec. 18, 2000	(9 receptions, 1 TD)
163	Elroy Hirsch @ San Francisco.....	Oct. 28, 1951	(4 receptions, 1 TD)
163	Jim Phillips vs. Chicago.....	Sept. 23, 1961	(9 receptions, 0 TD)
163	Henry Ellard vs. Phoenix.....	Nov. 19, 1989	(7 receptions, 2 TD)
163	Isaac Bruce vs. San Diego.....	Nov. 10, 2002	(10 receptions, 3 TD)
163	Torry Holt, vs. Tennessee.....	Sept. 25, 2005	(9 receptions, 1 TD)
163	Torry Holt, vs. San Francisco.....	Dec. 24, 2005	( 10 receptions, 1 TD)
163	<i>Donnie Avery @ New England.....</i>	<i>Oct. 26, 2008</i>	<i>(6 receptions, 1 TD)</i>
162	Tom Fears @ New York Yanks.....	Sept. 28, 1951	(7 receptions, 0 TD)
161	Torry Holt vs. Atlanta.....	Oct. 13, 2003	(11 receptions, 2 TD)
160	Danny Amendola.....	Sept. 16, 2012	(15 receptions, 1 TD)
160	Henry Ellard vs. Kansas City.....	Nov. 10, 1991	(8 receptions, 1 TD)
160	Torry Holt vs. San Francisco.....	Dec. 5, 2004	(10 receptions, 1 TD)



159	Tom Fears vs. Washington .....	Dec. 11, 1949	(10 receptions, 2 TD)
157	Elroy Hirsch @ New York Yanks .....	Nov. 19, 1954	(5 receptions, 0 TD)
157	Bob Boyd vs. San Francisco .....	Oct. 3, 1954	(5 receptions, 1 TD)
155	Tommy McDonald @ Chicago .....	Oct. 10, 1965	(9 receptions, 0 TD)
154	Jim Phillips @ New York Giants .....	Oct 22, 1961	(8 receptions, 1 TD)
154	Willie Anderson @ Atlanta .....	Sept. 11, 1994	(5 receptions, 1 TD)
154	Torry Holt vs. Seattle .....	Oct. 15, 2006	(8 receptions, 3 TD)
152	Isaac Bruce @ Cincinnati.....	Oct. 3, 1999	(6 receptions, 0 TD)
152	Drew Hill @ Pittsburgh.....	Sept. 16, 1984	(4 receptions, 1 TD)
151	Jim Benton, @ Chicago .....	Oct. 21, 1945	(7 receptions, 1 TD)
151	Jim Phillips, @ Dallas .....	Nov. 6, 1960	(7 receptions, 2 TD)
151	Jack Snow, @ Baltimore.....	Oct. 15, 1967	(3 receptions, 2 TD)
151	Ron Jessie, @ Atlanta .....	Nov. 16, 1975	(10 receptions, 1 TD)
151	Torry Holt @ Carolina .....	Dec. 12, 2004	(6 receptions, 1 TD)
150	Elroy Hirsch, @ San Francisco.....	Oct. 7, 1956	(8 receptions, 2 TD)
150	Jack Snow, vs. Detroit .....	Dec. 14, 1970	(7 receptions, 0 TD)

\*NFL Record

### GAMES WITH MORE THAN ONE 100-YARD RECEIVER

Dec. 11, 1949	vs. Washington, Tom Fears (10-159) and Bob Shaw (5 -137)
Sept. 22, 1950	vs. New York Yanks, Glen Davis (5-103) and Dick Hoerner (4-105)
Nov. 19, 1950	@ New York Yanks, Dick Hoerner (14-125) and Elroy Hirsch (8-157)
Sept. 28, 1951	@ New York Yanks, Tom Fears (7-162), Elroy Hirsch (9-173), and Verda (V.T.) Smith (2-103)
Dec. 14, 1952	vs. Pittsburgh, Tom Fears (10-122) and Elroy Hirsch (4-108)
Oct. 4, 1953	@ San Francisco, Bob Boyd (4-107) and Elroy Hirsch (9-107)
Sept. 26, 1954	@ Baltimore, Skeet Quinlan (4-135) and Bob Boyd (4-121)
Oct. 10, 1954	@ Detroit, Bob Boyd (8-128) and Elroy Hirsch (6-105)
Nov. 21, 1954	@ New York Giants, Bob Boyd (5-103) and Tom Fears (9-136)
Dec. 12, 1954	vs. Green Bay, Bob Boyd (4-106) and Elroy Hirsch (5-119)
Oct. 7, 1956	@ San Francisco, Elroy Hirsch (8-150) and Bob Boyd (7-119)
Nov. 23, 1958	@ Baltimore, Lamar Lundy (6-103) and Del Shofner (8-110)
Oct. 11, 1964	@ Chicago, Jim Phillips (7-110) and Bucky Pope (4-108)
Nov. 1, 1964	@ Detroit, Carroll Dale (7-109) and Marlin McKeever (6-100)
Dec. 4, 1976	vs. Atlanta, Ron Jessie (4-112) and Dwight Scales (2-102)
Dec. 26, 1982	vs. Chicago, George Farmer (9-183) and Preston Dennard (5-122)
Sept. 9, 1990	@ Green Bay, Henry Ellard (6-106) and Willie Anderson (5-128)
Oct. 7, 1990	vs. Cincinnati, Henry Ellard (7-100) and Willie Anderson (7-144)
Dec. 9, 1990	vs. New Orleans, Henry Ellard (5-107) and Willie Anderson (5-123)
Sept. 1, 1991	vs. Phoenix, Robert Delpino (10-113) and Henry Ellard (7-116)
Dec. 5, 1999	@ Carolina, Isaac Bruce (6-111) and Az-Zahir Hakim (4-122)
Dec. 12, 1999	@ New Orleans, Isaac Bruce (4-102) and Torry Holt (6-113)
Sept. 4, 2000	vs. Denver, Az-Zahir Hakim (5-118), Torry Holt (6-103), and Marshall Faulk (4-100)
Oct. 1, 2000	vs. San Diego, Isaac Bruce (9-167), Marshall Faulk (6-116), and Az-Zahir Hakim (5-104)
Nov. 5, 2000	vs. Carolina, Az-Zahir Hakim (8-147) and Torry Holt (4-130)
Nov. 10, 2002	vs. San Diego, Isaac Bruce (10-163) and Torry Holt (7-118)
Sept. 7, 2003	@ New York Giants, Isaac Bruce (8-120), and Torry Holt (7-111)
Sept. 19, 2004	@ Atlanta, Torry Holt (9-121) and Isaac Bruce (5-102)
Oct. 1, 2006	vs. Detroit, Isaac Bruce (7-100) and Torry Holt (6-102)
Dec. 24, 2006	vs. Washington, Isaac Bruce (9-148) and Steven Jackson (6-102)

### CAREER 100-YARD RECEIVING GAMES

Games	Player	W-L-T	Games	Player.....	W-L-T
46	Torry Holt .....	27-19	4	Martin McKeever (TE).....	1-3
43	Isaac Bruce .....	22-21	3	Preston Dennard .....	1-2
26	Henry Ellard .....	12-14	3	Drew Hill .....	1-2
21	Elroy Hirsch.....	12-9	3	Amp Lee (RB) .....	1-2
16	Tom Fears.....	8-7-1	3	Bucky Pope .....	1-2
15	Bob Boyd.....	9-5-1	2	Bob Carey .....	1-1
14	Jim Phillips.....	4-9-1	2	Robert Delpino (RB).....	0-2
10	Jack Snow.....	5-4-1	2	George Farmer.....	0-2
9	Willie Anderson.....	4-5	2	Steven Jackson (RB) .....	1-1
8	Carroll Dale .....	2-5-1	2	Eddie Kennison .....	1-1
8	Harold Jackson.....	5-3	2	Willie Miller.....	1-1
8	Del Shofner .....	2-6	2	Ricky Proehl.....	2-0
6	Tommy McDonald .....	4-2	2	Verda (V. T.) Smith (RB).....	1-1
<b>5</b>	<b>Kenny Britt.....</b>	<b>2-3</b>	2	Billy Truax (TE).....	2-0
5	Bernie Casey.....	3-0-2	2	Wendell Tucker .....	2-0
5	Ron Jessie .....	5-0	2	Danny Amendola.....	1-0-1
4	Jim Benton .....	3-1	2	Chris Givens.....	1-1
4	Marshall Faulk (RB) .....	4-0			
4	Az-Zahir Hakim .....	3-1			



Games	Player	W-L-T	Games	Player	W-L-T
1	Danario Alexander (WR)	0-1	1	Tom Keane	1-0
1	Jon Arnett (RB)	0-1	1	Lamar Lundy (TE)	0-1
1	Donnie Avery (WR)	0-1	1	Ollie Matson (RB)	0-1
1	Johnny Bailey (RB)	0-1	1	Shaun McDonald	0-1
1	Mike Barber (TE)	0-1	1	Dwight Scales	1-0
1	Jim Bertlesen (RB)	0-1	1	Bob Shaw	1-0
1	Ron Brown	1-0	1	Clendon Thomas (RB)	0-1
1	Leon Clarke	1-0	1	Billy Waddy	1-0
1	Mark Clayton (WR)	0-1	1	Brandon Gibson	1-0
1	Aaron Cox	1-0	1	<b>Lance Kendricks (TE)</b>	<b>1-0</b>
1	Kevin Curtis	1-0	1	Jared Cook (TE)	1-0
1	Glen Davis	1-0	1	<b>Tavon Austin</b>	<b>1-0</b>
1	Troy Drayton (TE)	1-0	1	Stedman Bailey	1-0
1	Pete Holohan (TE)	1-0			

### GAMES WITH 300-YARD PASSER, 100-YARD RUSHER, 100-YARD RECEIVER

vs. San Francisco, Oct. 23, 1983	QB Vince Ferragamo (26-35, 327 yds, 5 TD, 2 Int.); RB Eric Dickerson (25-144); TE Mike Barber (8-113, 1 TD)
@ Detroit, Dec. 6, 1987	QB Jim Everett (20-26, 324 yds, 2 TD, 2 Int.); RB Charles White (29-102, 1 TD); WR Henry Ellard (7-171, 1 TD)
@ Denver, Nov. 27, 1988	QB Jim Everett (25-47, 365 yds, 2 TD, 1 Int.); RB Greg Bell (22-112, 1 TD); WR Henry Ellard (11-167, 2 TD)
vs. Atlanta, Oct. 21, 1990	QB Jim Everett (24-38, 302 yds, 3 TD); RB Cleveland Gary (19-102, 2 TD); WR Henry Ellard (6-109, 1 TD)
@ Atlanta, Dec. 15, 1996	QB Tony Banks (11-16, 304 yds, 3 TD, 1 Int.); RB Lawrence Phillips (22-122, 1 TD); WR Eddie Kennison (5-226, 3 TD)
@ Carolina, Dec. 5, 1999	QB Kurt Warner (22-31, 351 yds, 3 TD, 2 Int.); RB Marshall Faulk (22-118); WR Az-Zahir Hakim (4-122, 2 TD); WR Isaac Bruce (6-111)
@ New Orleans, Dec. 12, 1999	QB Kurt Warner (21-31, 346 yds, 2 TD, 1 Int.); RB Marshall Faulk (29-154, 1 TD); WR Torry Holt (6-112); WR Isaac Bruce (4-102)
vs. San Francisco, Sept. 17, 2000	QB Kurt Warner (23-34, 394 yds, 2 TD, 2 Int.); RB Marshall Faulk (25-134, 3 TD); WR Isaac Bruce (8-188, 1 TD)
vs. San Diego, Oct. 1, 2000	QB Kurt Warner (30-24, 390, 4 TD); RB Justin Watson (14-102, 1 TD); WR Isaac Bruce (9-167, 2 TD); RB Marshall Faulk (6-116, 2 TD); WR Az-Zahir Hakim (5-104)
vs. Minnesota, Dec. 10, 2000	QB Kurt Warner (27-32, 346 yds); RB Marshall Faulk (25-135, 4 TD); WR Torry Holt (9-172)
@ San Francisco, Sept. 23, 2001	QB Kurt Warner (24-35, 321 yds, 3 TD, 1 Int.); RB Marshall Faulk (18-105); WR Isaac Bruce (8-144, 1 TD)
vs. Indianapolis, Dec. 30, 2001	QB Kurt Warner (23-20, 359 yds, 3 TD, 1 Int.); RB Marshall Faulk (25-118, 3 TD); WR Torry Holt (7-203, 2 TD)
@ Arizona, Nov. 23, 2003	QB Marc Bulger (28-44, 329 yds, 1 TD, 4 Int.); RB Marshall Faulk (24-100, 1 TD); WR Torry Holt (9-145)
@ Houston, Nov. 27, 2005	QB Ryan Fitzpatrick (19-30, 310 yards, 1 TD, 3 Int.); RB Steven Jackson (25-110, 1 TD); WR Torry Holt (10-130, 1 TD)
vs. Washington	QB Marc Bulger (28-38), 388 yards, 4 TD, 0 Int.); RB Steven Jackson (33-150, 1 TD); WR Isaac Bruce (9-148, 1 TD); RB Steven Jackson (6-102, 1 TD)

### LARGEST MARGIN OF VICTORY

59 points	(59-0)	vs. Atlanta, Dec. 4, 1976
52 points	(52-0)	vs. Oakland, Nov. 30, 2014
49 points	(56-7)	vs. San Francisco, Nov. 9, 1958
48 points	(48-0)	@ Baltimore, Sept. 26, 1954
43 points	(70-27)	vs. Baltimore, Oct. 22, 1950
	(45-21)	vs. Baltimore, Dec. 5, 1953
	(59-16)	vs. Atlanta, Nov. 10, 1996
41 points	(65-24)	vs. Detroit, Oct. 29, 1950
	(55-14)	vs. New York Giants, Nov. 13, 1966
40 points	(54-14)	@ New York Yanks, Sept. 28, 1951
39 points	(42-3)	@ Philadelphia, Nov. 3, 1975
	(45-6)	vs. Seattle, Oct. 31, 1976

### LARGEST MARGIN OF DEFEAT

48 points	(48-0)	@ San Francisco, Dec. 27, 1987
44 points	(47-3)	@ New York Jets, Nov. 9, 2008
47 points	(47-0)	@ Chicago Bears, Nov. 29, 1942
40 points	(47-7)	@ Tennessee, Dec. 13, 2009
39 points	(49-10)	@ Kansas City, Dec. 8, 2002
38 points	(52-14)	vs. Chicago Bears, Oct. 13, 1963
	(44-6)	@ Detroit, Oct. 10, 2010
	(45-7)	vs. New England, Oct. 28, 2012
36 points	(56-20)	@ Philadelphia, Oct. 8, 1950
	(42-6)	@ Pittsburgh, Nov. 3, 1996
	(42-6)	vs. Indianapolis, Oct. 25, 2009
35 points	(35-0)	@ San Francisco, Oct. 4, 2009
	(38-3)	@ Philadelphia, Sept. 7, 2008
	(35-0)	@ San Francisco, Oct. 8, 1961
	(56-21)	@ Baltimore, Nov. 25, 1956
	(42-7)	vs. Green Bay, Nov. 12, 1944
	(49-14)	@ New York, Nov. 16, 1941



## RAMS ALL-TIME PASSING LEADERS

#	Player	Years	Att	Cmp	Yards	Cmp Pct	Yds/Att	TD	TD Pct	Int	Int Pct	LG	Rtg
1	Everett, Jim	1986-93	3,277	1,847	23,758	56.4%	7.25	142	4.33%	123	3.75%	81t	78.1
2	Bulger, Marc	2001-2009	3,145	1,981	22,814	63.0%	7.25	122	3.88%	93	2.96%	80t	85.3
3	Gabriel, Roman	1962-72	3,313	1,705	22,223	51.5%	6.71	154	4.65%	112	3.38%	93t	74.3
4	Van Brocklin, Norm	1949-57	1,897	1,011	16,114	53.3%	8.49	118	6.22%	127	6.69%	84	74.7
5	Warner, Kurt	1998-2003	1,688	1,121	14,447	66.4%	8.56	102	6.04%	65	3.85%	85t	97.2
6	Waterfield, Bob	1945-52	1,618	814	11,849	50.3%	7.32	99	6.12%	128	7.91%	91	62.1
7	Bradford, Sam	2010-2014	1,760	1,032	11,065	58.6%	6.29	59	3.35%	38	2.16%	80t	79.3
8	Ferragamo, Vince	1977-84	1,288	730	9,376	56.7%	7.28	70	5.43%	71	5.51%	85t	74.8
9	Haden, Pat	1976-81	1,363	731	9,296	53.6%	6.82	52	3.82%	60	4.40%	68t	69.6
10	Wade, Bill	1954-60	1,116	602	8,572	53.9%	7.68	56	5.02%	68	6.09%	93	71.0
11	Banks, Tony	1996-98	1,263	685	8,333	54.2%	6.60	36	2.85%	42	3.33%	80t	70.4
12	Harris, James	1973-76	652	361	5,220	55.4%	8.01	33	5.06%	27	4.14%	80	81.2
13	Miller, Chris	1994-95	722	405	4,727	56.1%	6.55	34	4.71%	29	4.02%	72	75.1
14	Hall, Parker	1939-42	721	329	4,013	45.6%	5.57	30	4.16%	67	9.29%	59	38.5
15	Bratkowski, Zeke	1961-63	531	279	3,559	52.5%	6.70	20	3.77%	35	6.59%	84t	58.9
16	Munson, Bill	1964-67	550	287	3,556	52.2%	6.47	21	3.82%	33	6.00%	95t	60.2
<b>17</b>	<b>Keenum, Case</b>	<b>2015-Present</b>	<b>438</b>	<b>267</b>	<b>2,997</b>	<b>61.0%</b>	<b>6.84</b>	<b>13</b>	<b>2.97%</b>	<b>12</b>	<b>2.74%</b>	<b>60t</b>	<b>79.8</b>
18	Martin, Jamie	1993-96, 2001-02, 04-05	439	290	2,944	66.1%	6.71	15	3.42%	19	4.33%	83t	48.4
19	Hadl, John	1973-74	373	188	2,688	50.4%	7.21	27	7.24%	17	4.56%	69	79.3
20	Ryan, Frank	1958-61	373	181	2,674	48.5%	7.17	15	4.02%	23	6.17%	96t	60.1
21	Brock, Dieter	1985	365	218	2,658	59.7%	7.28	16	4.38%	13	3.56%	64t	82.0
22	Green, Trent	1999-2000; 2008	312	183	2,588	58.7%	8.29	16	5.13%	11	3.53%	64	87.9
23	Kemp, Jeff	1981-85	353	173	2,395	49.0%	6.78	14	3.97%	10	2.83%	63t	72.6
24	Clemens, Kellen	2011-13	336	191	2,258	56.8%	6.72	10	2.98%	9	2.68%	81t	76.2
25	Hardy, Jim	1946-48	332	159	2,063	47.9%	6.21	21	6.33%	21	6.33%	69	62.6
26	Foles, Nick	2015	337	190	2,052	56.4%	6.09	7	2.08%	9	2.67%	68	69.0
27	Davis, Austin	2012-2014	284	180	2,001	63.4%	7.05	12	4.23%	9	3.17%	59t	85.1
28	Chandler, Chris	1994, 2004	238	143	1,815	60.1%	7.63	9	3.78%	10	4.20%	72t	79.0
29	Rypien, Mark	1995, 97	256	148	1,718	57.8%	6.71	9	3.52%	10	3.91%	62	73.7
30	Hill, Shaun	2014	229	145	1,657	63.3%	7.24	8	3.49%	7	3.06%	63t	83.9
31	Dils, Steve	1984-87, 89	250	119	1,383	47.6%	5.53	10	4.00%	5	2.00%	65t	63.1
32	Rubley, T.J.	1993	189	108	1,338	57.1%	7.08	8	4.23%	5	2.65%	54	80.1
33	Frerotte, Gus	2006-07	170	95	1,041	55.9%	6.12	7	4.12%	5	2.94%	38	42.8
34	Snyder, Robert	1937-38	153	61	1,009	39.9%	6.59	9	5.88%	5	3.27%	n/a	42.8



## RAMS ALL-TIME SCORING LEADERS

#	Player	Years	TD	Ru	Rec	Ret	PAT	FG	2-pt	Saf	Pts
1	Wilkins, Jeff	1997-2007	0	0	0	0	428	265	0	0	1,223
2	Lansford, Mike	1982-90	0	0	0	0	315	158	0	0	789
3	Waterfield, Bob	1945-52	13	13	0	0	315	60	0	0	573
4	Gossett, Bruce	1964-69	0	0	0	0	211	120	0	0	571
5	Faulk, Marshall	1999-2005	85	58	27	0	0	0	7	0	524
6	Bruce, Isaac	1994-2007	84	0	84	0	0	0	3	0	510
7	Ray, David	1969-74	0	0	0	0	167	110	0	0	497
<b>8</b>	<b>Zuerlein, Greg</b>	<b>2012-present</b>	<b>0</b>	<b>0</b>	<b>0</b>	<b>0</b>	<b>137</b>	<b>108</b>	<b>0</b>	<b>0</b>	<b>461</b>
9	Holt, Torry	1999-2008	74	0	74	0	0	0	1	0	446
10	Brown, Josh	2008-2011	0	0	0	0	79	104	0	0	391
11	Jackson, Steven	2004-2012	64	56	8	0	0	0	2	0	388
12	Corral, Frank	1978-81	0	0	0	0	154	75	0	0	379
13	Dickerson, Eric	1983-87	58	56	2	0	0	0	0	0	348
14	Hirsch, Elroy	1949-57	55	1	53	1	9	0	0	0	339
15	Ellard, Henry	1983-93	52	0	48	4	0	0	0	0	312
16	Zendejas, Tony	1991-94	0	0	0	0	114	66	0	0	312
17	Benton, Jim	1938-40, 42, 44-47	45	1	42	2	0	0	0	0	270
18	Snow, Jack	1965-75	45	0	45	0	0	0	0	0	270
19	Towler, Dan	1950-55	44	43	1	0	0	0	0	0	264
20	Tyler, Wendell	1977-82	43	33	10	0	0	0	0	0	258
21	Bass, Dick	1960-69	42	34	7	1	0	0	0	0	252
22	Fears, Tom	1948-56	39	0	38	1	12	1	0	0	249
23	Villanueva, Danny	1960-64	0	0	0	0	111	44	0	0	243
24	Jackson, Harold	1968, 73-77	36	36	0	0	0	0	0	0	216
25	McCutcheon, Lawrence	1972-79	35	23	12	0	0	0	0	0	210
26	Bell, Greg	1987-89	34	31	3	0	0	0	0	0	204
27	Richter, Les	1954-62	0	0	0	0	106	29	0	0	193
28	Hoerner, Dick	1947-51	32	28	4	0	0	0	0	0	192
29	Younger, Paul (Tank)	1949-57	32	31	1	0	0	0	0	0	192
30	Dempsey, Tom	1975-76	0	0	0	0	67	38	0	0	181
31	Arnett, Jon	1957-63	30	19	8	3	0	0	0	0	180
32	Gary, Cleveland	1989-93	29	24	5	0	0	0	0	0	174
33	Boyd, Bob	1950-58	28	0	28	0	0	0	0	0	168
34	Gabriel, Roman	1962-72	28	28	0	0	0	0	0	0	168
35	Josephson, Les	1964-74	28	17	11	0	0	0	0	0	168





## RAMS ALL-TIME RUSHING LEADERS

#	Player	Years	Rush	Yards	Avg	LG	TD
1	Jackson, Steven	2004-2012	2,395	10,138	4.2	59t	56
2	Dickerson, Eric	1983-87	1,525	7,245	4.8	85t	56
3	Faulk, Marshall	1999-2005	1,447	6,959	4.8	71t	58
4	McCutcheon, Lawrence	1972-79	1,435	6,186	4.3	48	23
5	Bass, Dick	1960-69	1,218	5,417	4.4	73t	34
6	Towler, Dan	1950-55	672	3,493	5.2	79t	44
7	Josephson, Les	1964-67, 69-74	797	3,407	4.3	75	17
8	Younger, Paul	1949-57	682	3,296	4.8	75t	17
9	Tyler, Wendell	1977-82	720	3,266	4.5	69t	33
10	Bryant, Cullen	1973-81, 87	802	3,119	3.9	26	20
11	Bettis, Jerome	1993-95	796	3,091	3.9	71t	13
12	Ellison, Willie	1967-72	656	2,901	4.4	80t	20
13	Arnett, Jon	1957-63	688	2,892	4.2	80t	19
14	Gary, Cleveland	1989-93	667	2,634	3.9	63	24
15	Bertelsen, Jim	1972-76	614	2,466	4.0	49	16
16	Bell, Greg	1988-89	568	2,375	4.2	47	31
17	Cappelletti, John	1974-78	632	2,246	3.6	38	15
18	White, Charles	1985-88	504	2,133	4.2	58	14
19	Wilson, Tom	1956-61	389	2,130	5.5	60	8
20	Hoerner, Dick	1947-51	450	2,010	4.5	64	28
21	Smith, Larry	1969-73	473	1,908	4.0	68	11
22	Marconi, Joe	1956-61	398	1,769	4.4	75t	21
<b>23</b>	<b>Gurley, Todd</b>	<b>2015-present</b>	<b>429</b>	<b>1,747</b>	<b>4.1</b>	<b>71t</b>	<b>14</b>
24	Drake, John	1937-41	525	1,700	3.2	n/a	24
25	Gehrke, Fred	1940, 45-49	318	1,591	5.0	72t	14
26	Waller, Ron	1955-58	285	1,564	5.5	76	8
27	Quinlan, Volney	1952-56	256	1,510	5.9	74	10
28	Redden, Barry	1982-86	325	1,490	4.6	41t	6
29	Delpino, Robert	1988-92	371	1,370	3.7	36	10
30	Guman, Mike	1980-88	333	1,286	3.9	18	11
31	Stacy, Zac	2013-2014	326	1,266	3.9	40t	8
32	Phillips, Lawrence	1996-97	376	1,265	3.4	38	4
33	Matson, Ollie	1959-62	249	1,214	4.9	69t	9
34	Gabriel, Roman	1962-72	315	1,146	3.6	23	28
35	Wilson, Ben	1963-65	328	1,136	3.5	39	7
36	Hall, Parker	1939-42	312	1,052	3.4	n/a	6
37	Peacock, Elvis	1979-80	216	1,001	4.6	36	7
38	Mason, Tre	2014-present	254	972	3.8	89t	5
<b>39</b>	<b>Austin, Tavon</b>	<b>2013-present</b>	<b>116</b>	<b>900</b>	<b>7.8</b>	<b>65t</b>	<b>7</b>
40	Mason, Tommy	1967-70	248	866	3.5	19	4
41	Washington, Ken	1946-48	140	859	6.1	92	8



# RAMS ALL-TIME RECEIVING LEADERS

Receptions										Receiving Yards									
#	Player	Years	Rec	Yards	Avg	LG	TD	#	Player	Years	Rec	Yards	Avg	LG	TD				
1	Bruce, Isaac	1994-2007	942	14,109	15.0	80t	84	1	Bruce, Isaac	1994-2007	942	14,109	15.0	80t	80t				
2	Holt, Torry	1999-2008	869	12,660	14.6	85t	74	2	Holt, Torry	1999-2008	869	12,660	14.6	85t	85t				
3	Ellard, Henry	1983-93	593	9,761	16.5	81t	48	3	Ellard, Henry	1983-93	593	9,761	16.5	81t	81t				
4	Faulk, Marshall	1999-2005	470	4,071	8.7	72t	27	4	Hirsch, Elroy	1949-57	343	6,299	18.4	91t	91t				
5	Jackson, Steven	2004-2012	407	3,324	8.2	64t	8	5	Snow, Jack	1965-75	340	6,012	17.7	84t	84t				
6	Fears, Tom	1948-56	400	5,397	13.5	80t	38	6	Fears, Tom	1948-56	400	5,397	13.5	80t	80t				
7	Hirsch, Elroy	1949-57	343	6,299	18.4	91t	53	7	Anderson, Willie	1988-94	259	5,246	20.3	78t	78t				
8	Snow, Jack	1965-75	340	6,012	17.7	84t	45	8	Phillips, Jim	1958-65	333	4,953	14.9	93t	93t				
9	Phillips, Jim	1958-65	333	4,953	14.9	93t	27	9	Benton, Jim	1938-40, 42, 44-47	275	4,566	16.6	84t	84t				
10	Benton, Jim	1938-40, 42, 44-47	275	4,566	16.6	84t	42	10	Faulk, Marshall	1999-2005	470	4,071	8.7	72t	72t				
11	Anderson, Willie	1988-94	259	5,246	20.3	78t	26	11	Boyd, Bob	1950-57	176	3,611	20.5	80t	80t				
12	Proehl, Ricky	1998-2002	207	2,590	12.5	47	16	12	Jackson, Harold	1968, 73-77	200	3,591	18.0	69t	69t				
13	Bass, Dick	1960-69	204	1,841	9.0	53	7	13	Jackson, Steven	2004-2012	407	3,324	8.2	64t	64t				
14	Jackson, Harold	1968, 73-77	200	3,591	18.0	69t	36	14	Dennard, Preston	1978-83	189	3,066	16.2	64	64				
15	Amendola, Danny	2009-2012	196	1,726	8.8	56	7	15	Dale, Carroll	1960-64	149	2,663	17.9	80t	80t				
16	Kendricks, Lance	2011-Present	195	2,053	10.5	80t	17	16	Proehl, Ricky	1998-2002	207	2,590	12.5	47	47				
17	Josephson, Les	1964-67, 69-74	194	1,970	10.2	58	11	17	Jessie, Ron	1975-79	144	2,386	16.6	58	58				
18	Dennard, Preston	1978-83	189	3,066	16.2	64	21	18	<b>Britt, Kenny</b>	2014-Present	138	2,217	16.1	63t	63t				
19	McCutcheon, Lawrence	1972-79	184	1,683	9.1	50	12	19	Truax, Billy	1964-70	180	2,177	12.1	59t	59t				
20	Truax, Billy	1964-70	180	2,177	12.1	59t	18	20	Shofner, Del	1957-60	110	2,155	19.6	92t	92t				
21	Boyd, Bob	1950-57	176	3,611	20.5	80t	28	21	Gibson, Brandon	2009-2012	174	2,090	12.0	41	41				
22	Arnett, Jon	1957-1963	175	1,911	10.9	75t	8	22	<b>Kendricks, Lance</b>	2011-Present	195	2,053	10.5	80t	80t				
23	Gibson, Brandon	2009-2012	174	2,090	12.0	41	9	23	Hakim, Az-Zahir	1998-2001	148	2,032	13.7	80t	80t				
24	<b>Austin, Tavon</b>	2013-Present	167	1,534	9.2	81t	12	24	Josephson, Les	1964-67, 69-74	194	1,970	10.2	58	58				
25	Holohan, Pete	1988-90	159	1,625	10.2	31	7	25	Waddy, Billy	1977-81	120	1,963	16.4	68t	68t				
26	Delpino, Robert	1988-92	152	1,574	10.4	78	9	26	Arnett, Jon	1957-63	175	1,911	10.9	75t	75t				
27	Guman, Mike	1980-88	150	1,433	9.6	60	4	27	Bass, Dick	1960-69	204	1,841	9.0	53	53				
28	Dale, Carroll	1960-64	149	2,663	17.9	80t	17	28	Brown, Ron	1984-89, 91	98	1,791	18.3	65t	65t				
29	Hakim, Az-Zahir	1998-2001	148	2,032	13.7	80t	16	29	Cook, Jared	2013-2015	142	1,786	12.6	59	59				
30	Conwell, Ernie	1996-2002	146	1,574	10.8	52	10	30	McDonald, Tommy	1965-66	122	1,750	14.3	62	62				
31	Jessie, Ron	1975-79	144	2,386	16.6	58	15	31	Miller, Willie	1978-82	163	1,729	10.6	85t	85t				
32	Cook, Jared	2013-2015	142	1,786	12.6	59	8	32	Amendola, Danny	2009-2012	196	1,726	8.8	56	56				
33	Bryant, Cullen	1973-82, 87	142	1,148	8.1	39	3	33	Curtis, Kevin	2003-06	136	1,714	12.6	83t	83t				
34	<b>Britt, Kenny</b>	2014-Present	138	2,217	16.1	63t	10	34	McCutcheon, Lawrence	1972-79	184	1,683	9.1	50	50				
35	Curtis, Kevin	2003-06	136	1,714	12.6	83t	11	35	Clarke, Leon	1956-59	151	1,680	11.1	70t	70t				
36	Gary, Cleveland	1989-93	133	855	6.4	60t	6	36	Cox, Aaron	1988-92	98	1,673	17.1	69t	69t				
37	Johnson, Damone	1986-92	132	1,015	7.7	27	18	37	Holohan, Pete	1988-90	159	1,625	10.2	31	31				
38	Klein, Bob	1969-76	128	1,606	12.5	44	15	38	Klein, Bob	1969-77	128	1,606	12.5	44	44				
39	Lee, Amp	1987-99	128	1,514	11.8	62	6	39	Conwell, Ernie	1996-2002	146	1,574	10.8	52	52				
40	McGee, Buford	1987-91	127	1,008	7.9	25	11	40	Delpino, Robert	1988-92	152	1,574	10.4	78	78				
41	Smith, Larry	1969-73	126	1,039	8.2	38	4	41	Kennison, Eddie	1996-98, 08	96	1,562	16.3	77t	77t				
42	Dickerson, Eric	1983-87	123	912	7.4	37t	2	42	McKeever, Marlin	1961-66, 71-72	119	1,553	13.1	47t	47t				
43	McDonald, Tommy	1965-66	122	1,750	14.3	62	11	43	<b>Austin, Tavon</b>	2013-Present	167	1,534	9.2	81t	81t				
44	Waddy, Billy	1977-81	120	1,963	16.4	68t	10	44	Lee, Amp	1997-99	135	1,514	11.2	62	62				
45	Tyler, Wendell	1977-82	120	1,147	9.6	71t	10	45	Casey, Bernie	1967-68	82	1,436	17.5	57t	57t				
46	McKeever, Marlin	1961-66, 71-72	119	1,553	13.1	47t	6	46	Givens, Chris	2012-15	88	1,433	16.3	65	65				
47	Hill, David	1983-87	113	1,158	10.2	37	5	47	Guman, Mike	1980-88	150	1,433	9.6	60	60				
48	Looker, Dane	2002-08	112	1,224	10.9	41	5	48	<b>Quick, Brian</b>	2012-Present	94	1,380	14.7	73	73				



## RAMS ALL-TIME YARDS FROM SCRIMMAGE LEADERS

#	Player	Years	Touch	Yards	Avg	Att	Yards	Avg	Rec	Yards	Avg
1	Bruce, Isaac	1994-2007	965	14,259	14.8	23	150	6.5	942	14,109	15.0
2	Jackson, Steven	2004-2012	2,802	13,462	4.8	2,395	10,138	4.2	407	3,324	8.2
3	Holt, Torry	1999-2008	880	12,717	14.5	11	57	5.2	869	12,660	14.6
4	Faulk, Marshall	1999-2005	1,917	11,030	5.8	1,447	6,959	4.8	470	4,071	8.7
5	Ellard, Henry	1983-93	611	9,816	16.1	18	55	3.1	593	9,761	16.5
6	Dickerson, Eric	1983-87	1,648	8,157	4.9	1,525	7,245	4.8	123	912	7.4
7	McCutcheon, Lawrence	1972-79	1,619	7,869	4.9	1,435	6,186	4.3	184	1,683	9.1
8	Bass, Dick	1960-69	1,422	7,258	5.1	1,218	5,417	4.4	204	1,841	9.0
9	Hirsch, Elroy	1949-57	417	6,616	15.9	74	317	4.3	343	6,299	18.4
10	Snow, Jack	1965-75	342	6,015	17.6	2	3	1.5	340	6,012	17.7
11	Fears, Tom	1948-56	405	5,412	13.4	5	15	3.0	400	5,397	13.5
12	Josephson, Les	1964-67, 69-74	991	5,377	5.4	797	3,407	4.3	194	1,970	10.2
13	Anderson, Willie	1988-94	262	5,269	20.1	3	23	7.7	259	5,246	20.3
14	Phillips, Jim	1958-65	333	4,953	14.9	0	0	0.0	333	4,953	14.9
15	Arnett, Jon	1957-63	863	4,803	5.6	688	2,892	4.2	175	1,911	10.9
16	Benton, Jim	1938-40, 42, 44-47	283	4,585	16.2	8	19	2.4	275	4,566	16.6
17	Tyler, Wendell	1977-82	840	4,413	5.3	720	3,266	4.5	120	1,147	9.6
18	Younger, Paul	1949-57	766	4,275	5.6	682	3,296	4.8	84	979	11.7
19	Bryant, Cullen	1973-81, 87	944	4,267	4.5	802	3,119	3.9	142	1,148	8.1
20	Towler, Dan	1950-55	734	4,158	5.7	672	3,493	5.2	62	665	10.7
21	Bettis, Jerome	1993-95	871	3,734	4.3	796	3,091	3.9	75	643	8.6
22	Ellison, Willie	1967-72	746	3,661	4.9	656	2,901	4.4	90	760	8.4
23	Jackson, Harold	1968, 73-77	205	3,608	17.6	5	17	3.4	200	3,591	18.0
24	Boyd, Bob	1950-57	178	3,602	20.2	2	-9	-4.5	176	3,611	20.5
25	Gary, Cleveland	1989-93	800	3,489	4.4	667	2,634	3.9	133	855	6.4
26	Bertelsen, Jim	1972-76	702	3,480	5.0	614	2,466	4.0	88	1,014	11.5
27	Cappelletti, John	1974-78	737	3,193	4.3	632	2,246	3.6	105	947	9.0
28	Dennard, Preston	1978-83	201	3,147	15.7	12	81	6.8	189	3,066	16.2
29	Hoerner, Dick	1947-51	520	3,018	5.8	450	2,010	4.5	70	1,008	14.4
30	Smith, Larry	1969-73	599	2,947	4.9	473	1,908	4.0	126	1,039	8.2
31	Delpino, Robert	1988-92	523	2,944	5.6	371	1,370	3.7	152	1,574	10.4
32	Guman, Mike	1980-88	483	2,719	5.6	333	1,286	3.9	150	1,433	9.6
33	Dale, Carroll	1960-64	150	2,675	17.8	1	12	12.0	149	2,663	17.9
34	Bell, Greg	1988-89	616	2,643	4.3	568	2,375	4.2	48	268	5.6
35	Quinlan, Volney	1952-56	327	2,628	8.0	256	1,510	5.9	71	1,118	15.7
36	Proehl, Ricky	1998-2002	209	2,609	12.5	2	19	9.5	207	2,590	12.5
37	Wilson, Tom	1956-61	435	2,589	6.0	389	2,130	5.5	46	459	10.0
38	Jessie, Ron	1975-79	150	2,438	16.3	6	52	8.7	144	2,386	16.6
<b>39</b>	<b>Austin, Tavon</b>	<b>2013-Present</b>	<b>283</b>	<b>2,434</b>	<b>8.6</b>	<b>116</b>	<b>900</b>	<b>7.8</b>	<b>167</b>	<b>1,534</b>	<b>9.2</b>
40	White, Charles	1985-88	535	2,309	4.3	504	2,133	4.2	31	176	5.7
<b>41</b>	<b>Britt, Kenny</b>	<b>2014-Present</b>	<b>140</b>	<b>2,231</b>	<b>15.9</b>	<b>2</b>	<b>14</b>	<b>7.0</b>	<b>138</b>	<b>2,217</b>	<b>16.1</b>
42	Marconi, Joe	1956-61	459	2,230	4.9	398	1,769	4.4	61	461	7.6
	Drake, John	1937-41	566	2,230	3.9	525	1,700	3.2	41	530	12.9
44	Truax, Billy	1964-70	180	2,177	12.1	0	0	0.0	180	2,177	12.1
<b>45</b>	<b>Gurley, Todd</b>	<b>2015-Present</b>	<b>480</b>	<b>2,176</b>	<b>4.5</b>	<b>429</b>	<b>1,747</b>	<b>4.1</b>	<b>51</b>	<b>429</b>	<b>8.4</b>
46	Hakim, Az-Zahir	1998-2001	170	2,175	12.8	22	143	6.5	148	2,032	13.7
47	Shofner, Del	1957-60	112	2,146	19.2	2	-9	-4.5	110	2,155	19.6
48	Gibson, Brandon	2009-12	179	2,134	11.9	5	44	8.8	174	2,090	12.0
49	Gehrke, Fred	1940, 45-49	369	2,094	5.7	318	1,591	5.0	51	503	9.9
<b>50</b>	<b>Kendricks, Lance</b>	<b>2011-Present</b>	<b>196</b>	<b>2,045</b>	<b>10.4</b>	<b>1</b>	<b>-8</b>	<b>-8.0</b>	<b>195</b>	<b>2,053</b>	<b>10.5</b>
51	Matson, Ollie	1959-62	314	2,028	6.5	249	1,214	4.9	65	814	12.5



## RAMS ALL-TIME ALL-PURPOSE YARDS LEADERS (1941-Present)

#	Player	Years	Total			Rushing			Receiving			Punt Returns			Kickoff Return		
			Touch	Yards	Avg	Att	Yards	Avg	Rec	Yards	Avg	PR	Yards	Avg	KR	Yards	Avg
1	Bruce, Isaac	1994-2007	966	14,311	14.8	23	150	6.5	942	14,109	15.0	1	52	52.0	0	0	0
2	Jackson, Steven	2004-2012	2,806	13,538	4.8	2,395	10,135	4.2	407	3,324	8.2	0	0	0.0	4	79	19
3	Holt, Torry	1999-2008	883	12,732	14.4	11	57	5.2	869	12,660	14.6	3	15	5.0	0	0	0
4	Elliard, Henry	1983-93	765	11,707	15.3	18	55	3.1	593	9,761	16.5	135	1,527	11.3	19	364	19
5	Faulk, Marshall	1999-2005	1,919	11,048	5.8	1,447	6,959	4.8	470	4,071	8.7	0	0	0.0	2	18	9
6	Bass, Dick	1960-69	1,500	8,936	6.0	1,218	5,417	4.4	204	1,841	9.0	24	263	11.0	54	1,415	26
7	Dickerson, Eric	1983-87	1,648	8,157	4.9	1,525	7,245	4.8	123	912	7.4	0	0	0.0	0	0	0
8	Arnett, Jon	1957-63	1,042	8,076	7.8	688	2,892	4.2	175	1,911	10.9	75	683	9.1	104	2,590	24
9	McCutcheon, Lawrence	1972-79	1,620	7,875	4.9	1,435	6,186	4.3	184	1,683	9.1	0	0	0.0	1	6	6
10	Bryant, Cullen	1973-81, 87	1,080	6,734	6.2	802	3,119	3.9	142	1,148	8.1	71	707	10.0	65	1,760	27
11	Hirsch, Elroy	1949-57	417	6,606	15.8	74	317	4.3	343	6,289	18.3	0	0	0.0	0	0	0
12	Snow, Jack	1965-75	342	6,015	17.6	2	3	1.5	340	6,012	17.7	0	0	0.0	0	0	0
13	Brown, Ron	1984-89, 91	288	5,836	20.3	21	127	6.0	98	1,791	18.3	0	0	0.0	169	3,918	23
14	Amendola, Danny	2009-2012	415	5,523	13.3	12	87	7.3	196	1,726	8.8	89	934	10.5	118	2,776	24
15	Fears, Tom	1948-56	405	5,412	13.4	5	15	3.0	400	5,397	13.5	0	0	0.0	0	0	0
16	Anderson, Willie	1988-94	263	5,278	20.1	3	23	7.7	259	5,246	20.3	0	0	0.0	1	9	9
17	Josephson, Les	1964-67, 69-74	997	5,068	5.1	797	3,407	4.3	194	1,570	8.1	0	0	0.0	6	91	15
18	Tyler, Wendell	1977-82	867	4,983	5.7	720	3,266	4.5	120	1,147	9.6	0	0	0.0	27	570	21
19	Phillips, Jim	1958-65	333	4,953	14.9	0	0	0.0	333	4,953	14.9	0	0	0.0	0	0	0
20	Hill, Drew	1979-84	236	4,825	20.4	2	18	9.0	60	1,347	22.5	3	22	7.3	171	3,438	20
21	Ellison, Willie	1967-72	788	4,672	5.9	656	2,901	4.4	90	760	8.4	0	0	0.0	42	1,011	24
22	Benton, Jim	1938-40, 42, 44-47	288	4,605	16.0	8	19	2.4	275	4,566	16.6	0	0	0.0	5	20	22
23	Bertelsen, Jim	1972-76	782	4,421	5.7	614	2,466	4.0	88	1,014	11.5	74	821	11.1	6	120	21
24	Younger, Paul	1949-57	767	4,299	5.6	682	3,296	4.8	84	979	11.7	0	0	0.0	1	24	22
25	Towler, Dan	1950-55	742	4,224	5.7	672	3,493	5.2	62	665	10.7	1	0	0.0	7	66	23
26	Delpino, Robert	1988-92	584	4,137	7.1	371	1,370	3.7	152	1,574	10.4	0	0	0.0	61	1,193	16
27	<b>Austin, Tavon</b>	<b>2013-Present</b>	<b>438</b>	<b>4,071</b>	<b>9.3</b>	<b>116</b>	<b>900</b>	<b>7.8</b>	<b>167</b>	<b>1,534</b>	<b>9.2</b>	<b>131</b>	<b>1,199</b>	<b>9.2</b>	<b>24</b>	<b>438</b>	<b>11</b>
28	Wilson, Tom	1956-61	489	3,999	8.2	389	2,130	5.5	46	459	10.0	3	28	9.3	51	1,382	27
29	<b>Cunningham, Benny</b>	<b>2013-Present</b>	<b>354</b>	<b>3,964</b>	<b>11.2</b>	<b>170</b>	<b>729</b>	<b>4.3</b>	<b>93</b>	<b>752</b>	<b>8.1</b>	<b>0</b>	<b>0</b>	<b>0.0</b>	<b>91</b>	<b>2,483</b>	<b>27</b>
30	Smith, Verda	1949-53	399	3,956	9.9	208	664	3.2	59	1,025	17.4	75	814	10.9	57	1,453	21
31	Lewis, Woodley	1950-55	282	3,798	13.5	47	188	4.0	21	218	10.4	106	817	7.7	108	2,575	21
32	Bettis, Jerome	1993-95	871	3,734	4.3	796	3,091	3.9	75	643	8.6	0	0	0.0	0	0	0
33	Boyd, Bob	1950-57	190	3,732	19.6	2	-9	-4.5	176	3,611	20.5	5	26	5.2	7	104	14
34	Horne, Tony	1998-2000	156	3,638	23.3	2	6	3.0	4	32	8.0	7	23	3.3	143	3,577	21
35	Jackson, Harold	1968, 73-77	205	3,608	17.6	5	17	3.4	200	3,591	18.0	0	0	0.0	0	0	0
36	Gary, Cleveland	1989-93	801	3,493	4.4	667	2,634	3.9	133	855	6.4	0	0	0.0	1	4	4
37	Hakim, Az-Zahir	1998-2001	285	3,492	12.3	22	143	6.5	148	2,032	13.7	112	1,280	11.4	3	37	11
38	Quinlan, Volney	1952-56	358	3,410	9.5	246	1,489	6.1	68	1,084	15.9	20	277	13.9	24	560	23
39	Redden, Barry	1982-86	445	3,344	7.5	325	1,490	4.6	56	464	8.3	0	0	0.0	64	1,390	21
40	Waller, Ron	1955-58	431	3,294	7.6	285	1,564	5.5	41	419	10.2	57	165	2.9	48	1,146	23



## RAMS ALL-TIME INTERCEPTION LEADERS (1940-Present)

#	Player	Years	Int	Yards	Avg	LG	TD
1	Meador, Ed	1959-70	46	547	11.9	38t	5
2	Cromwell, Nolan	1977-87	37	671	18.1	94	4
3	Irvin, LeRoy	1980-89	34	654	19.2	81t	5
4	Lyght, Todd	1991-2000	31	359	11.6	57t	4
5	Sherman, Will	1954-60	28	515	18.4	95t	3
	Williams, Clarence	1965-72	28	428	15.3	65t	2
	Perry, Rod	1975-82	28	386	13.8	83t	4
	Lyle, Keith	1994-2000	28	336	12.0	68	0
9	Elmendorf, Dave	1971-79	27	421	15.6	57t	2
10	Thomas, Pat	1976-82	26	292	11.2	64	1
11	Lewis, Woodley	1950-55	23	416	18.1	45t	1
12	Simpson, Bill	1974-78	22	391	17.8	42	0
	Gray, Jerry	1985-91	22	350	15.9	59t	3
	Atogwe, Oshiomogho	2005-2010	22	340	15.5	52t	1
15	Johnson, Johnnie	1980-89	21	419	20.0	99t	4
	Burroughs, Don	1955-59	21	213	10.1	46	0
17	Waterfield, Bob	1945-52	20	228	11.4	40	0
	McCleon, Dexter	1997-2002	20	140	7.0	43	0
19	Robertson, Isaiah	1971-78	18	266	14.8	76	2
20	Lane, Dick	1952-53	17	307	18.1	80	2
	Jackson, Monte	1975-77	17	259	15.2	46	3
	Pardee, Jack	1957-70	17	247	14.5	46t	4
23	Nettles, Jim	1969-72	16	356	22.3	44	1
	<b>Johnson, Trumaine</b>	<b>2012-present</b>	<b>16</b>	<b>245</b>	<b>15.3</b>	<b>43</b>	<b>2</b>
	Richter, Les	1954-62	16	206	12.9	25	0
26	Williams, Jerry	1949-52	15	175	11.7	25	2
27	Rich, Herb	1951-53	14	307	21.9	97	2
	Youngblood, Jim	1973-84	14	262	18.7	36	4
	Bly, Dre'	1999-2002	14	247	17.6	93t	3
	Britt, Charley	1960-63	14	241	17.2	73	1
31	Crow, Lindon	1961-64	12	240	20.0	65t	1
	Newsome, Vince	1983-90	12	227	18.9	81	1
	Stukes, Charlie	1973-74	12	194	16.2	42	0
	Henley, Darryl	1989-94	12	119	9.9	25	0
	Matheson, Riley	1939-42, 44-47	12	101	8.4	45	0
36	Harmon, Tom	1946-47	11	233	21.2	85	2
	Hecker, Norb	1951-53	11	215	19.5	50	0
	Paul, Don	1948-55	11	173	15.7	32	0
	Newman, Anthony	1988-94	11	164	14.9	58	1
	Baughan, Maxie	1966-70	11	104	9.5	31	0
41	Jenkins, Janoris	2012-2015	10	279	27.9	99t	2
	Dwyer, Jack	1952-55	10	169	16.9	76t	2
	McNeil, Ryan	1997-98	10	164	16.4	75t	2
	Gehrke, Fred	1940, 45-49	10	108	10.8	41	0
	Sims, George	1949-50	10	83	8.3	27	1
	Laurinaitis, James	2009-15	10	74	7.4	21	0
47	Green, Gary	1984-85	9	172	19.1	60	1
	Williams, Aeneas	2001-2004	9	154	17.1	46t	3
	Howard, Gene	1971-72	9	125	13.9	55	1
	Cason, Jim	1955-56	9	104	11.6	30	1



---

## RAMS ALL-TIME SACKS LEADER

---

#	Player	Years	Sacks	Yards
1	Little, Leonard	1998-2009	87.5	529
2	Greene, Kevin	1985-92	72.5	76
3	Carter, Kevin	1995-2000	62.5	397.5
4	Long, Chris	2008-15	54.5	354
<b>5</b>	<b>Quinn, Robert</b>	<b>2011-Present</b>	<b>54</b>	<b>370</b>
6	Jeter, Gary	1983-88	45	
7	Wistrom, Grant	1998-03	41.5	243
8	Wilcher, Mike	1983-90	38.5	
9	Farr, D'Marco	1994-2000	36.5	222.5
10	Hall, James	2007-11	30	201
11	Owens, Mel	1981-89	26.5	
<b>12</b>	<b>Donald, Aaron</b>	<b>2014-Present</b>	<b>26</b>	<b>172</b>
13	Gilbert, Sean	1992-95	24	167.5
	Youngblood, Jack	1971-84	24	
<b>15</b>	<b>Hayes, William</b>	<b>2012-Present</b>	<b>23.5</b>	<b>128.5</b>
	Reed, Doug	1984-90	22.5	
17	Miller, Shawn	1984-89	21	
	Doss, Reggie	1978-87	20	
19	Jackson, Tyoka	2001-05	18.5	123
20	O'Neal, Leslie	1996-97	17	110
21	Laurinaitis, James	2009-15	16.5	120.5
	Phifer, Roman	1991-98	16.5	95
	Stokes, Fred	1987-95	16.5	84
	Young, Robert	1991-95	16.5	116.5
25	Archuleta, Adam	2001-05	15	92.5





# **GAME SUMMARIES**





**WEATHER:** 66 degrees, clear - **ATTENDANCE:** 70,178 - **TIME:** 7:20 p.m.

The Los Angeles Rams opened the 2016 campaign with a loss at the hands of the San Francisco 49ers, in Santa Clara by a score of 28-0. The 49ers held the Rams to 185 yards of offense on the night, including 65 yards rushing and 130 yards passing. Los Angeles' ground game was led by second-year rusher Todd Gurley with 47 yards on 17 carries. QB Case Keenum complete 17-of-35 passing attempts for 130 yards, but also threw two interceptions. WR Kenny Britt accounted for over 1/3 of the Rams offensive production with 67 yards receiving on four catches.

The Rams defense limited 49ers QB Blaine Gabbert to 170 yards passing, while completing 22-of-35 passing attempts with one touchdown toss. San Francisco RB Carlos Hyde rushed for 88 yards and two touchdowns on 23 carries.

Rams P Johnny Hekker booted 10 punts covering 431 yards (43.1 avg.) and the Los Angeles coverage units limited 49ers return man Jeremy Kerley to 11 yards on two returns with seven fair catches. Hekker finished the contest with a 42.0 yard net average and placed four punts within the 49ers 20-yard line.

PR/WR Tavon Austin fielded four punts for 38 yards (9.5 avg.), including a 28-yard return in the second half of the contest. RB/KR Benny Cunningham returned two kicks for 59 yards with a 29.5-yard average, including a 32-yard return.

This game marked only the fifth time Head Coach Jeff Fisher has been shutout, the first since the 2010 campaign.

## STARTING LINEUPS

### LOS ANGELES RAMS

WR 11	T. Austin	LDE 95	W. Hayes
LT 73	G. Robinson	LDT 99	A. Donald
LG 76	R. Saffold	RDT 90	M. Brockers
C 61	T. Barnes	RDE 97	R. Quinn
RG 69	C. Wichmann	MLB 52	A. Ogletree
RT 79	R. Havenstein	LCB 22	T. Johnson
TE 88	L. Kendrick	MCB 20	L. Joyner
WR 11	K. Britt	RCB 21	C. Sensabaugh
QB 17	C. Keenum	WS 26	M. Barron
RB 30	T. Gurley	FS 31	M. Alexander
TE 46	C. Harkey	SS 25	T. McDonald

### SAN FRANCISCO 49ERS

WR 17	J. Kerley	LDT 99	D. Buckner
LT 74	J. Staley	NT 64	M. Purcell
LG 68	Z. Beadles	RDT 92	Q. Dial
C 67	D. Kilgore	OLB 55	A. Brooks
RG 61	A. Tiller	ILB 53	N. Bowman
RT 77	T. Brown	ILB 51	G. Hodges
TE 89	V. McDonald	OLB 58	E. Harold
WR 82	T. Smith	LCB 26	T. Brock
WR 11	Q. Patton	RCB 25	J. Ward
RB 28	C. Hyde	FS 35	E. Reid
QB 2	B. Gabbert	SS 41	A. Bethea

K 4 G.Zuerlein, P 6 J.Hekker, WR 13 M.Thomas, WR 15 B.Marquez, RB 23 B.Cunningham, CB 32 T.Hill, RB 34 C.Reynolds, S 38 C.Davis, RB 39 M.Brown, LS 44 J.McQuaide, LB 54 B.Hager, LB 58 C.Littleton, LB 59 J.Forrest, T 64 A.Donnal, C 65 D.Rhane, G 68 J.Brown, WR 83 B.Quick, TE 89 T.Higbee, DE 91 D.Easley, DT 92 C.Thomas, DT 93 E.Westbrooks, DE 97 E.Sims

K 4 P.Dawson, P 5 B.Pinion, QB 7 C.Kaepernick, WR 13 A.Burbridge, WR 14 C.Harper, CB 20 M.Cromartie, RB 22 M.Davis, RB 24 S.Draughn, S 29 J.Tartt, CB 33 R.Robinson, CB 36 D.Johnson, LB 50 N.Bellore, LB 54 R.Armstrong, LB 57 M.Wilhoite, DT 63 T.Jerod-Eddie, C 66 M.Martin, T 76 A.Davis, WR 81 R.Streater, TE 84 B.Bell, TE/LS 86 K.Nelson, TE 88 G.Celek, DL 91 A.Armstead, DT 95 T.Carradine, DL 98 R.Blair

## SCORING SUMMARY

		1	2	3	4	OT	TOTAL	FIELD GOALS
<b>VISITOR</b>	Los Angeles Rams	0	0	0	0	-	0	-
<b>HOME</b>	San Francisco 49ers	7	7	0	14	-	28	-

TEAM	Qtr	Time	Play (Extra Point) (Drive Info)	Visitor	Home
49ers	1	3:24	C. Hyde 11 yd. run (P. Dawson kick) (10-52, 3:18)	0	7
49ers	2	8:16	S. Draughn 3 yd. run (P. Dawson kick) (9-59), 2:44)	0	14
49ers	4	12:07	C. McDonald 8 yd. pass from B. Gabbert (P. Dawson kick) (10-77, 3:55)	0	21
49ers	4	5:14	C. Hyde 1 yd. run (P. Dawson kick) (11-80, 5:51)	0	28





## FINAL TEAM STATISTICS

	RAMS	49ERS		RAMS	49ERS
<b>TOTAL FIRST DOWNS</b>	<b>10</b>	<b>28</b>	<b>FGs - PATs Had Blocked</b>	<b>0-0</b>	<b>0-0</b>
By Rushing	4	11	Net Punting Average	42.0	40.1
By Passing	6	10	<b>TOTAL RETURN YARDAGE (W/O KOR)</b>	<b>38</b>	<b>16</b>
By Penalty	0	7	No. and Yards Punt Returns	4-38	2-11
<b>THIRD DOWN EFFICIENCY</b>	<b>3-15-20%</b>	<b>8-17-47%</b>	No. and Yards Kickoff Returns	2-38	0-0
<b>FOURTH DOWN EFFICIENCY</b>	<b>1-2-50%</b>	<b>1-2-50%</b>	No. and Yards Interception Returns	0-0	2-5
<b>TOTAL NET YARDS</b>	<b>185</b>	<b>320</b>	<b>PENALTIES Number and Yards</b>	<b>10-102</b>	<b>2-10</b>
Total Offensive Plays	60	77	<b>FUMBLES Number and Lost</b>	<b>0-0</b>	<b>2-1</b>
Average gain per offensive play	3.1	4.2	<b>TOUCHDOWNS</b>	<b>0</b>	<b>4</b>
<b>NET YARDS RUSHING</b>	<b>65</b>	<b>150</b>	Rushing	0	3
Total Rushing Plays	23	42	Passing	0	1
Average gain per rushing play	2.8	3.6	<b>EXTRA POINTS Made-Attempts</b>	<b>0-0</b>	<b>4-4</b>
Tackles for a loss-number and yards	1-3	5-7	Kicking Made-Attempts	0-0	4-4
<b>NET YARDS PASSING</b>	<b>120</b>	<b>170</b>	<b>FIELD GOALS Made-Attempts</b>	<b>0-0</b>	<b>0-0</b>
Times thrown	2-10	0-0	<b>RED ZONE EFFICIENCY</b>	<b>0-0-0%</b>	<b>4-4-100%</b>
Gross yards passing	130	170	<b>GOAL TO GO EFFICIENCY</b>	<b>0-0-0%</b>	<b>4-4-100%</b>
<b>PASS ATTEMPTS-COMP-HAD INT</b>	<b>35-17-2</b>	<b>35-22-0</b>	<b>SAFETIES</b>	<b>0</b>	<b>0</b>
Avg gain per pass play	3.2	4.9	<b>FINAL SCORE</b>	<b>0</b>	<b>28</b>
<b>KICKOFFS Number-In End Zone-TBs</b>	<b>1-1-1</b>	<b>5-5-3</b>	<b>TIME OF POSSESSION</b>	<b>27:50</b>	<b>32:10</b>
<b>PUNTS Number and Average</b>	<b>10-43.1</b>	<b>7-45.6</b>			
Had Blocked	0	0			

## FINAL INDIVIDUAL STATISTICS

LOS ANGELES RAMS								SAN FRANCISCO 49ERS							
<b>RUSHING</b>	<b>ATT</b>	<b>YDS</b>	<b>AVG</b>	<b>LG</b>	<b>TD</b>			<b>RUSHING</b>	<b>ATT</b>	<b>YDS</b>	<b>AVG</b>	<b>LG</b>	<b>TD</b>		
T. Gurley	17	47	2.8	10	0			D. Martin	23	88	3.8	18	2		
C. Keenum	3	10	3.3	6	0			C. Sims	9	43	4.8	11	0		
M. Brown	1	5	5.0	5	0			J. Winston	7	18	2.6	6	1		
T. Austin	1	2	2.0	2	0			M. Davis	3	1	0.3	2	0		
B. Cunningham	1	1	1.0	1	0			<b>Total</b>	<b>27</b>	<b>146</b>	<b>5.4</b>	<b>35</b>	<b>3</b>		
<b>Total</b>	<b>23</b>	<b>65</b>	<b>2.8</b>	<b>10</b>	<b>0</b>										
<b>PASSING</b>	<b>ATT</b>	<b>CMP</b>	<b>YDS</b>	<b>SK/YD</b>	<b>TD</b>	<b>LG</b>	<b>IN</b>	<b>PASSING</b>	<b>ATT</b>	<b>CMP</b>	<b>YDS</b>	<b>SK/YD</b>	<b>TD</b>	<b>LG</b>	<b>IN</b>
C. Keenum	35	17	130	2/10	0	22	2	B. Gabbert	35	22	170	0/0	1	35	0
<b>Total</b>	<b>35</b>	<b>17</b>	<b>130</b>	<b>2/10</b>	<b>0</b>	<b>22</b>	<b>2</b>	<b>Total</b>	<b>35</b>	<b>22</b>	<b>170</b>	<b>0/0</b>	<b>1</b>	<b>35</b>	<b>0</b>
<b>RECEIVING</b>	<b>NO</b>	<b>YDS</b>	<b>AVG</b>	<b>LG</b>	<b>TD</b>			<b>RECEIVING</b>	<b>NO</b>	<b>YDS</b>	<b>AVG</b>	<b>LG</b>	<b>TD</b>		
K. Britt	4	67	16.8	22	0			J. Kerley	7	31	8.7	18	0		
T. Austin	4	13	3.3	5	0			Q. Patton	5	60	12.0	35	0		
B. Quick	3	23	7.7	15	0			S. Draughn	2	18	9.0	11	0		
L. Kendricks	2	15	7.5	9	0			V. McDonald	2	14	7.0	8t	1		
M. Brown	1	8	8.0	8	0			T. Smith	2	13	6.5	15	0		
B. Cunningham	1	7	7.0	7	0			C. Hyde	2	5	2.5	4	0		
T. Higbee	1	2	2.0	2	0			G. Celek	1	15	15.0	15	0		
T. Gurley	1	-5	-5.0	-5	0			B. Gabbert	1	-16	-16.0	-16	0		
<b>Total</b>	<b>29</b>	<b>363</b>	<b>12.5</b>	<b>44</b>	<b>2</b>			<b>Total</b>	<b>22</b>	<b>170</b>	<b>7.7</b>	<b>35</b>	<b>1</b>		
<b>INTERCEPTIONS</b>	<b>NO</b>	<b>YDS</b>	<b>AVG</b>	<b>LG</b>	<b>TD</b>			<b>INTERCEPTIONS</b>	<b>NO</b>	<b>YDS</b>	<b>AVG</b>	<b>LG</b>	<b>TD</b>		
N/A	-	-	-	-	-			R. Armstrong	1	5	5.0	5	0		
<b>Total</b>	<b>-</b>	<b>-</b>	<b>-</b>	<b>-</b>	<b>-</b>			N. Bowman	1	0	0.0	0	0		
								<b>Total</b>	<b>2</b>	<b>5</b>	<b>5.0</b>	<b>5</b>	<b>0</b>		
<b>PUNTING</b>	<b>NO</b>	<b>YDS</b>	<b>AVG</b>	<b>NET</b>	<b>TB/120</b>	<b>LG</b>		<b>PUNTING</b>	<b>NO</b>	<b>YDS</b>	<b>AVG</b>	<b>NET</b>	<b>TB/120</b>	<b>LG</b>	
J. Hekker	10	431	43.1	42.0	0/4	54		B. Pinion	7	319	45.6	40.1	0/1	52	
<b>Total</b>	<b>3</b>	<b>122</b>	<b>40.7</b>	<b>42.0</b>	<b>0/4</b>	<b>54</b>		<b>Total</b>	<b>7</b>	<b>319</b>	<b>45.6</b>	<b>40.1</b>	<b>0/1</b>	<b>52</b>	
<b>PUNT RETURNS</b>	<b>NO</b>	<b>YDS</b>	<b>AVG</b>	<b>FC</b>	<b>LG</b>	<b>TD</b>		<b>PUNT RETURNS</b>	<b>NO</b>	<b>YDS</b>	<b>AVG</b>	<b>FC</b>	<b>LG</b>	<b>TD</b>	
T. Austin	4	38	9.5	3	28	0		J. Kerley	2	11	5.5	7	7	0	
<b>Total</b>	<b>4</b>	<b>38</b>	<b>9.5</b>	<b>3</b>	<b>28</b>	<b>0</b>		[DOWNED]	1	0	0.0	0	0	0	
								<b>Total</b>	<b>2</b>	<b>11</b>	<b>5.5</b>	<b>7</b>	<b>7</b>	<b>0</b>	
<b>KICKOFF RETURNS</b>	<b>NO</b>	<b>YDS</b>	<b>AVG</b>	<b>FC</b>	<b>LG</b>	<b>TD</b>		<b>KICKOFF RETURNS</b>	<b>NO</b>	<b>YDS</b>	<b>AVG</b>	<b>FC</b>	<b>LG</b>	<b>TD</b>	
B. Cunningham	2	59	29.5	0	32	0		[TOUCHBACK]	1	0	0.0	0	0	0	
[TOUCHBACK]	3	0	0.0	0	0	0		<b>Total</b>	<b>0</b>	<b>0</b>	<b>0.0</b>	<b>0</b>	<b>0</b>	<b>0</b>	
<b>Total</b>	<b>2</b>	<b>59</b>	<b>29.5</b>	<b>0</b>	<b>32</b>	<b>0</b>									





**WEATHER:** 88 degrees, sunny - **ATTENDANCE:** 91,046 - **TIME:** 1:08 p.m.

The Los Angeles Rams returned to a building that they have historically had success in and captured their first win of the 2016 campaign as they downed the Seattle Seahawks, 9-3. The 91,046 in attendance made it tough for the Seahawks offense as the Rams defensive unit contained Seattle to 67 yards rushing and limited Seahawks QB Russell Wilson to 254 yards passing on a 22-of-25 showing. DEs William Hayes and Robert Quinn tallied the first sacks of the 2016 campaign for the Rams. LB Alec Ogletree forced a game-cementing fumble in the final two minutes of the contest to give the ball back to the Rams offense to line-up in victory formation.

Offensively, QB Case Keenum completed 18-of-30 passing attempts for 239 yards and an 85.3 quarterback rating. WR Kenny Britt tallied 94 yards on six receptions (15.7 yards per reception), while TE Lance Kendricks added 61 yards receiving and WR Tavon Austin hauled-in 5 catches for 50 yards.

RB Todd Gurley totted the rock 19 times for 51 yards as the Rams rushing attack struggled to get going against the Seahawks stout defensive front.

K Greg Zuerlein connected on all three of his field goal attempts, connecting from distances of 39-yards, 28-yards and 47-yards, respectively. Zuerlein also booted three touchbacks on kickoffs.

P Johnny Hekker punted the ball six times, and all six punts were downed inside the Seahawks 20-yard line. Hekker finished the contest with a 39.5 net average, not allowing Seattle to return a single punt.

## STARTING LINEUPS

### SEATTLE SEAHAWKS

WR 16	T. Lockett	LDE 72	M. Bennett
LT 78	B. Sowell	LDT 77	A. Rubin
LG 63	M. Glowinski	DT 90	J. Reed
C 68	J. Britt	RDE 56	C. Avril
RG 73	J. Webb	OLB 57	M. Morgan
RT 79	G. Gilliam	MLB 54	B. Wagner
TE 88	J. Graham	OLB 50	K. Wright
WR 82	L. Wilson	LCB 25	R. Sherman
FB 86	B. Williams	RCB 35	D. Shead
RB 34	T. Rawls	SS 31	K. Chancellor
QB 3	R. Wilson	FS 29	E. Thomas

### LOS ANGELES RAMS

WR 11	T. Austin	LDE 95	W. Hayes
LT 73	G. Robinson	LDT 99	A. Donald
LG 76	R. Saffold	RDT 90	M. Brockers
C 61	T. Barnes	RDE 97	R. Quinn
RG 69	C. Wichmann	MLB 52	A. Ogletree
RT 79	R. Havenstein	OLB 59	J. Forrest
TE 88	L. Kendricks	LCB 22	T. Johnson
WR 11	K. Britt	RCB 21	C. Sensabaugh
WR 83	B. Quick	WS 26	M. Barron
RB 30	T. Gurley	FS 31	M. Alexander
QB 17	C. Keenum	SS 25	T. McDonald

QB 2 T.Boykin, K 4 S.Hauschka, P 9 J.Ryan, WR 10 P.Richardson, WR 15 J.Kearse, CB 20 J.Lane, FS 23 S.Terrell, DB 27 N.Thorpe, RB 32 C.Michael, SS 33 K.McCray, RB 36 A.Collins, SS 40 T.Powell, DE 46 W.Tukuafu, LS 48 N.Frese, LB 52 B.Coyle, C 53 J.Hunt, DE 55 F.Clark, LB 58 K.Pierre-Louis, G 70 R.Odhambo, T 74 G.Fant, WR 89 D.Baldwin, DE 91 C.Marsh, DT 93 T.McDaniel, DT 99 Q.Jefferson

K 4 G.Zuerlein, P 6 J.Hekker, WR 13 M.Thomas, WR 15 B.Marquez, QB 16 J.Goff, DB 20 L.Joyner, RB 23 B.Cunningham, CB 32 T.Hill, RB 34 C.Reynolds, S 38 C.Davis, RB 39 M.Brown, LS 44 J.McQuaide, TE 46 C.Harkey, LB 54 B.Hager, LB 58 C.Littleton, T 64 A.Donnal, C 65 D.Rhane, G 68 J.Brown, TE 84 T.Hemingway, TE 89 T.Higbee, DE 91 D.Easley, DT 92 C.Thomas, DT 93 E.Westbrooks, DE 97 E.Sims

## SCORING SUMMARY

		1	2	3	4	OT	TOTAL	FIELD GOALS
VISITOR	Seattle Seahawks	0	3	0	0	-	3	(23)
HOME	Los Angeles Rams	3	3	0	3	-	9	(39, 28, 47)

### Clock

TEAM	Qtr	Time	Play (Extra Point) (Drive Info)	Visitor	Home
Rams	1	10:38	G. Zuerlein 39 yd. field goal (9-54, 4:22)	0	3
Seahawks	2	14:45	S. Hauschka 23 yd. field goal (14-76, 7:08)	3	3
Rams	2	1:04	G. Zuerlein 28 yd. field goal (9-70, 3:15)	3	6
Rams	4	14:10	G. Zuerlein 47 yd. field goal (9-58, 4:28)	3	9



## FINAL TEAM STATISTICS

	SEAHAWKS	RAMS		SEAHAWKS	RAMS
<b>TOTAL FIRST DOWNS</b>	17	17	<b>FGs - PATs Had Blocked</b>	0-0	0-0
By Rushing	4	3	Net Punting Average	39.1	39.5
By Passing	10	10	<b>TOTAL RETURN YARDAGE (W/O KOR)</b>	0	15
By Penalty	3	4	No. and Yards Punt Returns	0-0	3-15
<b>THIRD DOWN EFFICIENCY</b>	4-13-31%	3-12-25%	No. and Yards Kickoff Returns	2-38	0-0
<b>FOURTH DOWN EFFICIENCY</b>	0-0-0%	0-0-0%	No. and Yards Interception Returns	0-0	0-0
<b>TOTAL NET YARDS</b>	306	283	<b>PENALTIES Number and Yards</b>	10-114	9-78
Total Offensive Plays	61	58	<b>FUMBLES Number and Lost</b>	3-1	0-0
Average gain per offensive play	5.0	4.9	<b>TOUCHDOWNS</b>	0	0
<b>NET YARDS RUSHING</b>	67	64	Rushing	0	0
Total Rushing Plays	24	25	Passing	0	0
Average gain per rushing play	2.8	2.6	<b>EXTRA POINTS Made-Attempts</b>	0-0	0-0
Tackles for a loss-number and yards	6-17	5-12	Kicking Made-Attempts	0-0	0-0
<b>NET YARDS PASSING</b>	239	219	<b>FIELD GOALS Made-Attempts</b>	1-1	3-3
Times thrown - yards lost passing	2-15	3-20	<b>RED ZONE EFFICIENCY</b>	0-1-0%	0-1-0%
Gross yards passing	254	239	<b>GOAL TO GO EFFICIENCY</b>	0-1-0%	0-1-0%
<b>PASS ATTEMPTS-COMP-HAD INT</b>	35-22-0	30-18-0	<b>SAFETIES</b>	0	0
Avg gain per pass play	6.5	6.6	<b>FINAL SCORE</b>	3	9
<b>KICKOFFS Number-In End Zone-TBs</b>	2-2-2	4-4-3	<b>TIME OF POSSESSION</b>	30:03	29:57
<b>PUNTS Number and Average</b>	7-44.1	6-39.5			
Had Blocked	0	0			

## FINAL INDIVIDUAL STATISTICS

LOS ANGELES RAMS								SEATTLE SEAHAWKS									
RUSHING	ATT	YDS	AVG	LG	TD			RUSHING	ATT	YDS	AVG	LG	TD				
T. Gurley	19	51	2.7	11	0			C. Michael	10	60	6.0	16	0				
T. Austin	2	6	3.0	8	0			R. Wilson	5	14	2.8	8	0				
C. Keenum	3	5	1.7	7	0			A. Collins	2	0	0.0	0	0				
B. Cunningham	1	2	2.0	2	0			M. Davis	7	-7	-1.0	4	0				
<b>Total</b>	<b>25</b>	<b>64</b>	<b>2.6</b>	<b>11</b>	<b>0</b>			<b>Total</b>	<b>24</b>	<b>67</b>	<b>2.8</b>	<b>16</b>	<b>0</b>				
PASSING	ATT	CMP	YDS	SK/YD	TD	LG	IN	RT	PASSING	ATT	CMP	YDS	SK/YD	TD	LG	IN	RT
C. Keenum	30	18	239	3/20	0	44	0	85.3	R. Wilson	35	22	254	2/15	0	53	0	84.7
<b>Total</b>	<b>30</b>	<b>18</b>	<b>239</b>	<b>3/20</b>	<b>0</b>	<b>44</b>	<b>0</b>	<b>85.3</b>	<b>Total</b>	<b>35</b>	<b>22</b>	<b>254</b>	<b>2/15</b>	<b>0</b>	<b>53</b>	<b>0</b>	<b>84.7</b>
RECEIVING	NO	YDS	AVG	LG	TD			RECEIVING	NO	YDS	AVG	LG	TD				
K. Britt	6	94	15.7	36	0			T. Lockett	4	99	24.8	53	0				
T. Austin	5	50	10.0	27	0			J. Graham	3	42	14.0	17	0				
L. Kendricks	4	61	15.3	44	0			P. Richardson	3	35	11.7	14	0				
T. Gurley	1	19	19.0	19	0			C. Michael	3	26	8.7	13	0				
B. Quick	1	8	8.0	8	0			D. Baldwin	3	20	6.7	8	0				
B. Cunningham	1	7	7.0	7	0			T. Rawls	3	15	5.0	11	0				
<b>Total</b>	<b>29</b>	<b>239</b>	<b>13.3</b>	<b>44</b>	<b>0</b>			J. Kearse	2	11	5.5	9	0				
								B. Gabbert	1	6	6.0	6	0				
								<b>Total</b>	<b>22</b>	<b>254</b>	<b>11.5</b>	<b>53</b>	<b>0</b>				
INTERCEPTIONS	NO	YDS	AVG	LG	TD			INTERCEPTIONS	NO	YDS	AVG	LG	TD				
N/A	-	-	-	-	-			N/A	-	-	-	-	-				
<b>Total</b>	<b>-</b>	<b>-</b>	<b>-</b>	<b>-</b>	<b>-</b>			<b>Total</b>	<b>0</b>	<b>0</b>	<b>0.0</b>	<b>0</b>	<b>0</b>				
PUNTING	NO	YDS	AVG	NET	TB/120	LG			PUNTING	NO	YDS	AVG	NET	TB/120	LG		
J. Hekker	6	237	39.5	39.5	0/6	52			J. Ryan	7	309	44.1	39.1	1/2	51		
<b>Total</b>	<b>6</b>	<b>237</b>	<b>39.5</b>	<b>39.5</b>	<b>0/6</b>	<b>52</b>			<b>Total</b>	<b>7</b>	<b>309</b>	<b>44.1</b>	<b>39.1</b>	<b>1/2</b>	<b>51</b>		
PUNT RETURNS	NO	YDS	AVG	FC	LG	TD			PUNT RETURNS	NO	YDS	AVG	FC	LG	TD		
T. Austin	3	15	5.0	1	15	0			T. Lockett	0	0	0.0	4	0	0		
[DOWNED]	1	0	0.0	0	0	0			R. Sherman	0	0	0.0	2	0	0		
[OUT OF BOUNDS]	1	0	0.0	0	0	0			<b>Total</b>	<b>0</b>	<b>0</b>	<b>0.0</b>	<b>6</b>	<b>0</b>	<b>0</b>		
<b>Total</b>	<b>4</b>	<b>15</b>	<b>5.0</b>	<b>1</b>	<b>15</b>	<b>0</b>											
KICKOFF RETURNS	NO	YDS	AVG	FC	LG	TD			KICKOFF RETURNS	NO	YDS	AVG	FC	LG	TD		
[TOUCHBACK]	2	0	0.0	0	0	0			P. Richardson	1	20	20.0	0	20	0		
<b>Total</b>	<b>2</b>	<b>0</b>	<b>0.0</b>	<b>0</b>	<b>0</b>	<b>0</b>			[TOUCHBACK]	3	0	0.0	0	0	0		
									<b>Total</b>	<b>1</b>	<b>20</b>	<b>20.0</b>	<b>0</b>	<b>20</b>	<b>0</b>		





**WEATHER:** 91 degrees, cloudy - **ATTENDANCE:** 55,009- **TIME:** 4:05 p.m.

The Los Angeles Rams hit its offensive stride as they scored four offensive touchdowns and added one defensive score, and a FG from Greg Zuerlein to defeat the Tampa Bay Buccaneers by a score of 37-35.

QB Case Keenum completed 14-of-26 passes for 190 yards, two touchdowns and one interception for a QB rating of 87.0. Keenum connected with WR Brian Quick for the team's first touchdown of the season, on a 44-yard score to cap off an eight play, 75-yard opening drive. Keenum's second touchdown was a 43-yard touchdown to WR Tavon Austin in the fourth quarter for the Rams final points of the game.

RB Todd Gurley found the end zone twice as he finished the game with 85 yards on 27 rushing attempts. RB Benny Cunningham recorded the team's longest rush of the season, a 22-yard run. Cunningham finished the game with 29 yards on two rushing attempts.

On the defensive side of the ball, DE Robert Quinn forced a fumble in his second-consecutive game as he stripped Tampa Bay QB Jameis Winston for a sack. The fumble was recovered by DE Ethan Westbrooks who returned it 77 yards for a touchdown.

S/LB Mark Barron recorded the team's first interception of the season, snaring a Winston pass and advancing the ball seven yards. Barron's pick led to a one-yard touchdown run by Gurley.

**STARTING LINEUPS**

**LOS ANGELES RAMS**

WR 11	T. Austin	LDE 95	W. Hayes
LT 73	G. Robinson	LDT 99	A. Donald
LG 76	R. Saffold	RDT 90	M. Brockers
C 61	T. Barnes	RDE 97	R. Quinn
RG 69	C. Wichmann	MLB 52	A. Ogletree
RT 79	R. Havenstein	LCB 22	T. Johnson
TE 88	L. Kendricks	RCB 32	T. Hill
TE 89	T. Higbee	DB 38	C. Davis
WR 18	K. Britt	WS 26	M. Barron
RB 30	T. Gurley	FS 31	M. Alexander
QB 17	C. Keenum	SS 25	T. McDonald

**TAMPA BAY BUCCANEERS**

WR 83	V. Jackson	DE 75	D. Lambert
LT 76	D. Smith	DT 93	G. McCoy
LG 64	K. Pamphile	DT 98	C. McDonald
C 68	J. Hawley	DE 92	W. Gholston
RG 74	A. Marpet	MLB 58	K. Alexander
RT 69	D. Dotson	WLB 54	L. David
TE 82	B. Myers	SLB 51	Da. Smith
TE 84	C. Brate	CB 28	V. Hargreaves
WR 13	M. Evans	CB 24	B. Grimes
RB 34	C. Sims	S 23	C. Conte
QB 3	J. Winston	CB 30	B. McDougald

K 4 G.Zuerlein, P 6 J.Hekker, WR 13 M.Thomas, WR 15 B.Marquez, DB 20 L.Joyner, DB 21 C.Sensabaugh, RB 23 B.Cunningham, DB 27 I.Johnson, RB 34 C.Reynolds, RB 39 M.Brown, LS 44 J.McQuaide, TE 46 C.Harkey, LB 54 B.Hager, LB 58 C.Littleton, LB 59 J.Forrest, T 64 A.Donnal, C/G 65 D.Rhaneay, G 68 J.Brown, WR 83 B.Quick, DT 91 D.Easley, DT 92 C.Thomas, DL 93 E.Westbrooks, DE 97 E.Sims

P 9 B.Anger, WR 11 A.Humphries, WR 16 F.Martino, K 19 R.Aguayo, CB 21 A.Verner, CB 26 J.Robinson, CB 27 J.Banks, DB 29 R.Smith, RB 32 J.Rodgers, DB 37 K.Tandy, CB 38 J.Adjei-Barimah, RB 43 P.Barber, TE 45 A.Cross, LS 48 A.DePaola, LB 50 J.Keyes, LB 53 A.Glanton, DE 57 N.Spence, OL 62 E.Smith, DE 71 C.Ward, T 78 G.Cherilus, WR 89 R.Shepard, DE 95 H.Jones, DT 97 A.Spence

**SCORING SUMMARY**

		1	2	3	4	OT	TOTAL	FIELD GOALS
<b>VISITOR</b>	Los Angeles Rams	10	7	7	13	-	37	(53)
<b>HOME</b>	Tampa Bay Buccaneers	6	14	0	12	-	32	(41WL)

		Clock				Visitor	Home
TEAM	Qtr	Time	Play (Extra Point)	(Drive Info)			
Rams	1	11:58	B. Quick 44 yd. pass from C. Keenum	(G. Zuerlein kick) (8-75, 3:02)		7	0
Buccaneers	1	8:45	K. Alexander 38 yd. int. return	(kick failed, WL)		7	6
Rams	1	2:26	G. Zuerlein 53 yd. field goal	(8-33, 3:42)		10	6
Buccaneers	2	12:23	C. Sims 1 yd. run	(R. Aguayo kick) (9-75, 5:03)		10	13
Buccaneers	2	6:03	C. Brate 3 yd. pass from J. Winston	(R. Aguayo kick) (9-43, 4:48)		10	20
Rams	2	0:22	T. Gurley 1 yd. run	(G. Zuerlein kick) (7-22, 2:01)		17	20
Rams	3	0:48	T. Gurley 1 yd. run	(G. Zuerlein kick) (8-69, 3:52)		24	20
Rams	4	11:39	E. Westbrooks 77 yd. fumble return	(G. Zuerlein kick)		31	20
Buccaneers	4	8:55	C. Brate 1 yd. pass from J. Winston	(pass failed) (7-75, 2:44)		31	26
Rams	4	4:38	T. Austin 43 yd. pass from C. Keenum	(run failed) (7-75, 4:17)		37	26
Buccaneers	3	2:15	M. Evans 7 yd. pass from J. Winston	(pass failed) (11-75, 2:23)		37	32



## FINAL TEAM STATISTICS

	RAMS	BUCCANEERS		RAMS	BUCCANEERS
<b>TOTAL FIRST DOWNS</b>	<b>18</b>	<b>30</b>	<b>FGs - PATs Had Blocked</b>	<b>0-0</b>	<b>0-0</b>
By Rushing	8	6	Net Punting Average	46.0	44.8
By Passing	8	21	<b>TOTAL RETURN YARDAGE (W/O KOR)</b>	<b>19</b>	<b>64</b>
By Penalty	2	3	No. and Yards Punt Returns	2-12	2-26
<b>THIRD DOWN EFFICIENCY</b>	<b>6-13-46%</b>	<b>8-16-50%</b>	No. and Yards Kickoff Returns	2-49	0-0
<b>FOURTH DOWN EFFICIENCY</b>	<b>0-0-0%</b>	<b>2-2-100%</b>	No. and Yards Interception Returns	1-7	1-38
<b>TOTAL NET YARDS</b>	<b>320</b>	<b>472</b>	<b>PENALTIES Number and Yards</b>	<b>8-69</b>	<b>9-80</b>
Total Offensive Plays	60	82	<b>FUMBLES Number and Lost</b>	<b>1-1</b>	<b>2-1</b>
Average gain per offensive play	5.3	5.8	<b>TOUCHDOWNS</b>	<b>5</b>	<b>5</b>
<b>NET YARDS RUSHING</b>	<b>137</b>	<b>83</b>	Rushing	2	1
Total Rushing Plays	33	22	Passing	2	3
Average gain per rushing play	4.2	3.8	Returns	1	1
Tackles for a loss-number and yards	3-7	1-4	<b>EXTRA POINTS Made-Attempts</b>	<b>4-5</b>	<b>2-5</b>
<b>NET YARDS PASSING</b>	<b>183</b>	<b>389</b>	Kicking Made-Attempts	4-4	2-3
Times thrown - yards lost passing	1-7	2-16	Two Point Conv. Made-Attempts	0-1	0-2
Gross yards passing	190	405	<b>FIELD GOALS Made-Attempts</b>	<b>1-1</b>	<b>0-1</b>
<b>PASS ATTEMPTS-COMP-HAD INT</b>	<b>26-14-1</b>	<b>58-36-1</b>	<b>RED ZONE EFFICIENCY</b>	<b>2-2-100%</b>	<b>4-6-67%</b>
Avg gain per pass play	6.8	6.5	<b>GOAL TO GO EFFICIENCY</b>	<b>2-2-100%</b>	<b>4-4-100%</b>
<b>KICKOFFS Number-In End Zone-TBs</b>	<b>7-7-7</b>	<b>6-5-4</b>	<b>SAFETIES</b>	<b>0</b>	<b>0</b>
<b>PUNTS Number and Average</b>	<b>5-51.2</b>	<b>4-47.8</b>	<b>FINAL SCORE</b>	<b>37</b>	<b>32</b>
Had Blocked	0	0	<b>TIME OF POSSESSION</b>	<b>26:24</b>	<b>33:36</b>

## FINAL INDIVIDUAL STATISTICS

LOS ANGELES RAMS										TAMPA BAY BUCCANEERS											
<b>RUSHING</b>	<b>ATT</b>	<b>YDS</b>	<b>AVG</b>	<b>LG</b>	<b>TD</b>					<b>RUSHING</b>	<b>ATT</b>	<b>YDS</b>	<b>AVG</b>	<b>LG</b>	<b>TD</b>						
T. Gurley	27	87	3.1	16	2					C. Sims	13	55	4.2	23	1						
B. Cunningham	2	29	14.5	22	0					J. Rodgers	5	15	3.0	4	0						
T. Austin	2	22	11.0	14	0					J. Winston	4	13	3.3	10	0						
C. Keenum	2	1	0.5	5	0					<b>Total</b>	<b>22</b>	<b>83</b>	<b>3.8</b>	<b>23</b>	<b>0</b>						
<b>Total</b>	<b>33</b>	<b>137</b>	<b>4.2</b>	<b>22</b>	<b>0</b>					<b>PASSING</b>	<b>ATT</b>	<b>CMP</b>	<b>YDS</b>	<b>SK/YD</b>	<b>TD</b>	<b>LG</b>	<b>IN</b>	<b>RT</b>			
C. Keenum	26	14	190	1/7	2	44t	1	87.0			J. Winston	58	36	405	2/16	3	33	1	93.0		
<b>Total</b>	<b>26</b>	<b>14</b>	<b>190</b>	<b>1/7</b>	<b>2</b>	<b>44t</b>	<b>1</b>	<b>87.0</b>			<b>Total</b>	<b>58</b>	<b>36</b>	<b>405</b>	<b>2/16</b>	<b>3</b>	<b>33</b>	<b>1</b>	<b>93.0</b>		
<b>RECEIVING</b>	<b>NO</b>	<b>YDS</b>	<b>AVG</b>	<b>LG</b>	<b>TD</b>					<b>RECEIVING</b>	<b>NO</b>	<b>YDS</b>	<b>AVG</b>	<b>LG</b>	<b>TD</b>						
T. Austin	5	82	16.4	43t	1					M. Evans	10	132	13.2	19	1						
K. Britt	4	38	9.5	19	0					A. Humphries	9	100	11.1	31	0						
B. Quick	2	53	26.5	44t	1					C. Sims	6	69	11.5	33	0						
B. Marquez	1	12	12.0	12	0					C. Brate	5	46	9.2	20	2						
B. Cunningham	1	10	10.0	10	0					V. Jackson	3	37	12.3	16	0						
T. Gurley	1	-5	-5.0	-5	0					J. Rodgers	1	8	8.0	8	0						
<b>Total</b>	<b>16</b>	<b>190</b>	<b>13.6</b>	<b>44t</b>	<b>0</b>					B. Myers	1	7	7.0	7	0						
<b>INTERCEPTIONS</b>	<b>NO</b>	<b>YDS</b>	<b>AVG</b>	<b>LG</b>	<b>TD</b>					R. Shepard	1	6	6.0	6	0						
M. Barron	1	7	7.0	7	0					<b>Total</b>	<b>36</b>	<b>405</b>	<b>11.3</b>	<b>33</b>	<b>3</b>						
<b>Total</b>	<b>1</b>	<b>7</b>	<b>7.0</b>	<b>7</b>	<b>0</b>					<b>INTERCEPTIONS</b>	<b>NO</b>	<b>YDS</b>	<b>AVG</b>	<b>LG</b>	<b>TD</b>						
<b>PUNTING</b>	<b>NO</b>	<b>YDS</b>	<b>AVG</b>	<b>NET</b>	<b>TB/120</b>	<b>LG</b>				K. Alexander	1	38	38.0	38t	1						
J. Hekker	5	256	51.2	46.0	0/2	64				<b>Total</b>	<b>1</b>	<b>38</b>	<b>38.0</b>	<b>38t</b>	<b>1</b>						
<b>Total</b>	<b>5</b>	<b>256</b>	<b>51.2</b>	<b>46.0</b>	<b>0/2</b>	<b>64</b>				<b>PUNTING</b>	<b>NO</b>	<b>YDS</b>	<b>AVG</b>	<b>NET</b>	<b>TB/120</b>	<b>LG</b>					
<b>PUNT RETURNS</b>	<b>NO</b>	<b>YDS</b>	<b>AVG</b>	<b>FC</b>	<b>LG</b>	<b>TD</b>				B. Anger	4	191	47.8	44.8	0/1	55					
T. Austin	2	12	6.0	2	8	0				<b>Total</b>	<b>4</b>	<b>191</b>	<b>47.8</b>	<b>44.8</b>	<b>0/1</b>	<b>55</b>					
<b>Total</b>	<b>2</b>	<b>12</b>	<b>6.0</b>	<b>2</b>	<b>8</b>	<b>0</b>				<b>PUNT RETURNS</b>	<b>NO</b>	<b>YDS</b>	<b>AVG</b>	<b>FC</b>	<b>LG</b>	<b>TD</b>					
<b>KICKOFF RETURNS</b>	<b>NO</b>	<b>YDS</b>	<b>AVG</b>	<b>FC</b>	<b>LG</b>	<b>TD</b>				A. Humphries	2	26	13.0	1	13	0					
B. Cunningham	1	44	44.0	0	44	0				[DOWNED]	1	0	0.0	0	0	0					
T. Austin	1	5	5.0	0	5	0				[OUT OF BOUNDS]	1	0	0.0	0	0	0					
[TOUCHBACK]	4	0	0.0	0	0	0				<b>Total</b>	<b>2</b>	<b>26</b>	<b>13.0</b>	<b>1</b>	<b>13</b>	<b>0</b>					
<b>Total</b>	<b>2</b>	<b>49</b>	<b>24.5</b>	<b>0</b>	<b>44</b>	<b>0</b>				<b>KICKOFF RETURNS</b>	<b>NO</b>	<b>YDS</b>	<b>AVG</b>	<b>FC</b>	<b>LG</b>	<b>TD</b>					
										[TOUCHBACK]	7	0	0.0	0	0	0					
										<b>Total</b>	<b>0</b>	<b>0</b>	<b>0.0</b>	<b>0</b>	<b>0</b>	<b>0</b>					





**WEATHER:** Indoors - **ATTENDANCE:** 64,622- **TIME:** 1:25 p.m.

Los Angeles has a fourth-quarter lead and the defense has to make a stop in order to secure the victory, for the third-straight week, and for the third-straight week the defense delivered securing a 17-13 Rams win.

It's the second year in a row that the Rams have defeated the Cardinals at University of Phoenix Stadium, with this win pushing the club's record to 3-1 for the first time since 2006.

Los Angeles garnered five takeaways — three interceptions and two recovered fumbles — en route to winning its second road match-up in two weeks. CB Trumaine Johnson was a force in the secondary, recording an interception, five tackles, and six passes defended in the contest. Johnson nearly intercepted a second pass on the Cardinals' final drive on the left sideline, but his second foot was ruled out of bounds.

Offensively, the Rams got big plays when they needed to, including two touchdown receptions by fifth-year WR Brian Quick, from QB Case Keenum. Keenum finished the contest completing 18-of-30 passes for 266 yards, two touchdowns and an 111.2 QB rating.

While the Cardinals clearly made a heavy effort to render RB Todd Gurley ineffective on the ground, L.A. found ways to utilize him in the passing game. The Georgia product caught a pass on a wheel route for 33 yards. And on the Rams' touchdown drive in the fourth quarter, Gurley was able to move the chains after catching a sort pass on the left side and pushing the pile an extra two yards.

Later in the fourth, the Rams used big plays from all three phases to score their go-ahead touchdown. First, DT Aaron Donald and DE Eugene Sims combined to sack Cardinals QB Carson Palmer on 3rd-and-6 from the Arizona 30, creating a nine-yard loss. Then on the punt, WR Tavon Austin broke loose down the right sideline for a huge 47-yard return. A facemask penalty on Arizona gave Los Angeles 15 more yards, setting the offense up at the home team's 19-yard line.

Keenum and Quick connected for the duo's second score of the day, to take a 17-13 lead with 2:36 remaining in the contest.

The Rams found themselves on defense with 1:01 remaining in the game. S T.J. McDonald recorded his first interception of the season in the Cardinals end zone as time expired to secure the Los Angeles victory.

## STARTING LINEUPS

### LOS ANGELES RAMS

WR 11	T. Austin	LDE 95	E. Westbrooks
LT 73	G. Robinson	LDT 99	A. Donald
LG 76	R. Saffold	RDT 90	M. Brockers
C 61	T. Barnes	RDE 97	R. Quinn
RG 69	C. Wichmann	MLB 52	A. Ogletree
RT 79	R. Havenstein	LCB 22	T. Johnson
TE 88	L. Kendricks	MCB 20	L. Joyner
WR 83	B. Quick	RCB 32	T. Hill
WR 18	K. Britt	WS 26	M. Barron
RB 30	T. Gurley	FS 31	M. Alexander
QB 17	C. Keenum	SS 25	T. McDonald

### ARIZONA CARDINALS

WR 11	L. Fitzgerald	DT 93	C. Campbell
LT 68	J. Veldheer	NT 98	C. Peters
LG 76	M. Iupati	DT 97	J. Mauro
C 53	A. Shipley	SAM 55	Ch. Jones
RG 78	E. Watford	\$LB 20	D. Bucannon
RT 74	D. Humphries	ILB 51	K. Minter
TE 85	D. Fells	DB 27	T. Branch
WR 12	Jo. Brown	LCB 21	P. Peterson
RB 31	D. Johnson	RCB 41	M. Cooper
WR 13	Ja. Brown	SS 22	T. Jefferson
QB 3	C. Palmer	FS 32	T. Mathieu

K 4 G.Zuerlein, P 6 J.Hekker, WR 13 M.Thomas, WR 15 B.Marquez, RB 23 B.Cunningham, CB 33 E.Gaines, RB 34 C.Reynolds, S 38 C.Davis, RB 39 M.Brown, DB 41 M.Christian, LS 44 J.McQuaide, TE 46 C.Harkey, LB 54 B.Hager, LB 58 C.Littleton, LB 59 J.Forrest, T 64 A.Donnal, C/G 65 D.Rhaney, TE 84 T.Hemingway, TE 89 T.Higbee, DT 91 D.Easley, DT 92 C.Thomas, DE 96 M.Longacre, DE 97 E.Sims

QB 5 D.Stanton, K 7 C.Catanzaro, P 9 R.Quigley, WR 14 J.Nelson, WR 15 M.Floyd, RB 23 C.Johnson, CB 28 J.Bethel, CB 29 T.Simon, RB 30 S.Taylor, S 36 D.Swearingen, RB 38 A.Ellington, LB 44 M.Golden, LS 46 A.Brewer, LB 50 G.Martin, LB 54 J.Bartu, LB 57 A.Okafor, G 69 E.Mathis, C 70 E.Boehm, T 73 J.Wetzel, TE 80 I.Momah, TE 84 J.Gresham, DT 91 E.Stinson, DT 95 R.Gunter, LB 96 K.Martin

## SCORING SUMMARY

	1	2	3	4	OT	TOTAL	FIELD GOALS
VISITOR Los Angeles Rams	7	3	0	7	-	17	(29)
HOME Arizona Cardinals	0	10	3	0	-	13	(25, 21)

		Clock					
TEAM	Qtr	Time	Play (Extra Point)	(Drive Info)	Visitor	Home	
Rams	1	1:59	B. Quick 65 yd. pass from C. Keenum	(G. Zuerlein kick) (7-90, 3:28)	7	0	
Cardinals	2	12:19	C. Catanzaro 25 yd. field goal	(12-68, 4:40)	7	3	
Rams	2	8:42	G. Zuerlein 29 yd. field goal	(8-64, 3:37)	10	3	
Cardinals	2	0:24	M. Floyd 5 yd. pass from C. Palmer	(C. Catanzaro kick) (8-80, 1:24)	10	10	
Cardinals	3	0:00	C. Catanzaro 21 yd. field goal	(12-72, 5:05)	10	13	
Rams	4	2:36	B. Quick 4 yd. pass from C. Keenum	(G. Zuerlein kick) (5-19, 2:33)	17	13	



## FINAL TEAM STATISTICS

	RAMS	CARDINALS		RAMS	CARDINALS
<b>TOTAL FIRST DOWNS</b>	<b>12</b>	<b>26</b>	<b>FGs - PATs Had Blocked</b>	<b>0-0</b>	<b>0-0</b>
By Rushing	1	6	Net Punting Average	42.3	25.5
By Passing	10	17	<b>TOTAL RETURN YARDAGE (W/O KOR)</b>	<b>48</b>	<b>23</b>
By Penalty	1	3	No. and Yards Punt Returns	1-47	3-23
<b>THIRD DOWN EFFICIENCY</b>	<b>6-14-43%</b>	<b>6-13-46%</b>	No. and Yards Kickoff Returns	1-26	2-38
<b>FOURTH DOWN EFFICIENCY</b>	<b>0-1-0%</b>	<b>0-0-0%</b>	No. and Yards Interception Returns	3-1	0-0
<b>TOTAL NET YARDS</b>	<b>288</b>	<b>420</b>	<b>PENALTIES Number and Yards</b>	<b>9-84</b>	<b>6-45</b>
Total Offensive Plays	55	75	<b>FUMBLES Number and Lost</b>	<b>1-1</b>	<b>2-2</b>
Average gain per offensive play	5.2	5.6	<b>TOUCHDOWNS</b>	<b>2</b>	<b>1</b>
<b>NET YARDS RUSHING</b>	<b>41</b>	<b>118</b>	Rushing	0	0
Total Rushing Plays	23	25	Passing	2	1
Average gain per rushing play	1.8	4.7	Returns	0	0
Tackles for a loss-number and yards	4-12	3-9	<b>EXTRA POINTS Made-Attempts</b>	<b>2-2</b>	<b>1-1</b>
<b>NET YARDS PASSING</b>	<b>247</b>	<b>302</b>	Kicking Made-Attempts	2-2	1-1
Times thrown - yards lost passing	2-19	3-23	Two Point Conv. Made-Attempts	0-0	0-0
Gross yards passing	266	325	<b>FIELD GOALS Made-Attempts</b>	<b>1-1</b>	<b>2-2</b>
<b>PASS ATTEMPTS-COMP-HAD INT</b>	<b>30-18-0</b>	<b>47-27-3</b>	<b>RED ZONE EFFICIENCY</b>	<b>1-2-50%</b>	<b>1-3-33%</b>
Avg gain per pass play	7.7	6.0	<b>GOAL TO GO EFFICIENCY</b>	<b>1-1-100%</b>	<b>1-2-50%</b>
<b>KICKOFFS Number-In End Zone-TBs</b>	<b>4-3-2</b>	<b>4-4-3</b>	<b>SAFETIES</b>	<b>0</b>	<b>0</b>
<b>PUNTS Number and Average</b>	<b>6-46.2</b>	<b>4-42.3</b>	<b>FINAL SCORE</b>	<b>17</b>	<b>13</b>
Had Blocked	0	0	<b>TIME OF POSSESSION</b>	<b>27:51</b>	<b>32:09</b>

## FINAL INDIVIDUAL STATISTICS

LOS ANGELES RAMS									ARIZONA CARDINALS												
<b>RUSHING</b>									<b>RUSHING</b>												
	ATT	YDS	AVG	LG	TD						ATT	YDS	AVG	LG	TD						
T. Gurley	19	33	1.7	5	0						D. Johnson	17	83	4.9	31	0					
C. Keenum	3	14	4.7	13	0						C. Johnson	6	34	5.7	18	0					
T. Austin	1	-6	-6.0	-6	0						L. Fitzgerald	1	1.0	1.0	1	0					
<b>Total</b>	<b>23</b>	<b>41</b>	<b>1.8</b>	<b>13</b>	<b>0</b>						<b>Total</b>	<b>25</b>	<b>118</b>	<b>4.7</b>	<b>31</b>	<b>0</b>					
<b>PASSING</b>									<b>PASSING</b>												
	ATT	CMP	YDS	SK/YD	TD	LG	IN	RT			ATT	CMP	YDS	SK/YD	TD	LG	IN	RT			
C. Keenum	30	18	266	2/19	2	65t	0	111.2			C. Palmer	36	23	288	3/23	1	29	1	86.3		
<b>Total</b>	<b>30</b>	<b>18</b>	<b>266</b>	<b>2/19</b>	<b>2</b>	<b>65t</b>	<b>0</b>	<b>111.2</b>			<b>Total</b>	<b>47</b>	<b>27</b>	<b>325</b>	<b>3/23</b>	<b>1</b>	<b>29</b>	<b>3</b>	<b>59.3</b>		
<b>RECEIVING</b>									<b>RECEIVING</b>												
	NO	YDS	AVG	LG	TD						NO	YDS	AVG	LG	TD						
L. Kendricks	5	52	10.4	23	0						Jo. Brown	10	144	14.4	29	0					
T. Gurley	5	49	9.8	33	0						L. Fitzgerald	5	62	12.4	15	0					
K. Britt	4	82	20.5	34	0						D. Johnson	4	41	10.3	24	0					
B. Quick	2	69	34.5	65t	2						M. Floyd	3	36	12.0	16	1					
T. Austin	2	14	7.0	8	0						D. Fells	2	7	3.5	5	0					
<b>Total</b>	<b>18</b>	<b>266</b>	<b>14.8</b>	<b>65t</b>	<b>2</b>						J. Nelson	1	24	24.0	24	0					
<b>INTERCEPTIONS</b>									<b>INTERCEPTIONS</b>												
	NO	YDS	AVG	LG	TD						NO	YDS	AVG	LG	TD						
M. Barron	1	1	1.0	1	0						Ja. Brown	1	7	7.0	7	0					
T. Johnson	1	0	0.0	0	0						A. Ellington	1	4	4.0	4	0					
T. McDonald	1	0	0.0	0	0						<b>Total</b>	<b>27</b>	<b>325</b>	<b>12.0</b>	<b>29</b>	<b>1</b>					
<b>Total</b>	<b>3</b>	<b>1</b>	<b>0.3</b>	<b>1</b>	<b>0</b>						<b>INTERCEPTIONS</b>	<b>NO</b>	<b>YDS</b>	<b>AVG</b>	<b>LG</b>	<b>TD</b>					
<b>PUNTING</b>									<b>PUNTING</b>												
	NO	YDS	AVG	NET	TB/120	LG					NO	YDS	AVG	NET	TB/120	LG					
J. Hekker	6	277	46.2	42.3	0/3	55					R. Quigley	4	169	42.3	25.5	1/1	51				
<b>Total</b>	<b>6</b>	<b>277</b>	<b>46.2</b>	<b>42.3</b>	<b>0/3</b>	<b>55</b>					<b>Total</b>	<b>4</b>	<b>169</b>	<b>42.3</b>	<b>25.5</b>	<b>1/1</b>	<b>51</b>				
<b>PUNT RETURNS</b>									<b>PUNT RETURNS</b>												
	NO	YDS	AVG	FC	LG	TD					NO	YDS	AVG	FC	LG	TD					
T. Austin	1	47	47.0	1	47	0					Jo. Brown	3	23	7.7	1	19	0				
<b>Total</b>	<b>1</b>	<b>47</b>	<b>47.0</b>	<b>1</b>	<b>47</b>	<b>0</b>					P. Peterson	0	0	0.0	1	0	0				
<b>KICKOFF RETURNS</b>									<b>KICKOFF RETURNS</b>												
	NO	YDS	AVG	FC	LG	TD					NO	YDS	AVG	FC	LG	TD					
B. Cunningham	1	26	26.0	0	26	0					A. Ellington	2	38	19.0	0	25	0				
[TOUCHBACK]	3	0	0.0	0	0	0					[TOUCHBACK]	2	0	0.0	0	0	0				
<b>Total</b>	<b>1</b>	<b>26</b>	<b>26.0</b>	<b>0</b>	<b>26</b>	<b>0</b>					<b>Total</b>	<b>4</b>	<b>38</b>	<b>19.0</b>	<b>0</b>	<b>25</b>	<b>0</b>				





**WEATHER:** 91 degrees, Sunny- **ATTENDANCE:** 83,679 - **TIME:** 1:25 p.m.

Though the Rams controlled the ball and the clock for much of their Week 5 match-up against the Bills, Los Angeles could not overcome the visitors' points off turnovers, falling 30-19.

A fumble by running back Todd Gurley and an interception thrown by quarterback Case Keenum led to two Buffalo touchdowns. Gurley's fumble was the last play of the first quarter, and the Bills scored two plays later after a 53-yard run by running back LeSean McCoy put the club in strong position. Keenum threw his first of two interceptions midway through the third quarter, and on this one cornerback Nickell Robey-Coleman returned it all the way to the end zone.

The Rams already had plenty to overcome just at the start of the game, as three starters on the defensive line were inactive due to injury. Defensive end Robert Quinn (shoulder), defensive end William Hayes (ankle), and defensive tackle Michael Brockers (hip) were all questionable heading into Sunday.

The Rams appeared to feel the effects of the defensive line starters being out early, as the Bills racked up 112 yards rushing on just their first two possessions en route to taking an early lead. McCoy finished with 150 yards on 18 carries. Quarterback Tyrod Taylor added 28 yards on the ground on five carries.

Offensively, Los Angeles moved the ball as well as it has all season, but couldn't cash in on their red-zone opportunities. L.A. led time of possession 35:34 to 24:25, outgained Buffalo 345 to 305, and racked up 23 first downs to the Bills' 15. But it was not enough, as the home team had three turnovers and settled for field goals on three of their four red-zone possessions.

The Rams opted to take the sure points with 5:51 remaining in the game to cut the Bills lead to 23-19 by way of a Greg Zuerlein FG. Los Angeles was unable to convert a fake punt, turning the ball over on downs with 3:47 to play. Buffalo sealed the game with a touchdown through the air to score the game's final points with 2:37 left on the clock in the fourth quarter.

**STARTING LINEUPS**

**LOS ANGELES RAMS**

**BUFFALO BILLS**

WR 11	T. Austin	LDE 95	E. Westbrook
LT 73	G. Robinson	LDT 99	A. Donald
LG 76	R. Saffold	RDT 92	C. Thomas
C 61	T. Barnes	RDE 97	E. Sims
RG 69	C. Wichmann	MLB 52	A. Ogletree
RT 79	R. Havenstein	LCB 22	T. Johnson
TE 88	L. Kendrick	LB 59	J. Forrest
WR 83	B. Quick	RCB 33	E. Gaines
WR 18	K. Britt	WS 26	M. Barron
RB 30	T. Gurley	FS 31	M. Alexander
QB 17	C. Keenum	SS 25	T. McDonald

WR 88	M. Goodwin	DT 95	K. Williams
LT 77	C. Glenn	DE 92	A. Washington
LG 64	R. Incognito	NT 97	C. Bryant
C 70	E. Wood	OLB 55	J. Hughes
RG 76	J. Miller	Will 53	Z. Brown
RT 79	J. Mills	Mike 52	P. Brown
TE 85	C. Clay	OLB 57	L. Alexander
WR 10	R. Woods	CB 28	R. Darby
RB 25	L. McCoy	S 23	A. Williams
FB 42	J. Felton	S 20	C. Graham
QB 5	T. Taylor	FS 24	S. Gilmore

K 4 G.Zuerlein, P 6 J.Hekker, WR 10 P.Cooper, WR 13 M.Thomas, WR 15 B.Marquez, DB 20 L.Joyner, CB 32 T.Hill, RB 34 C.Reynolds, S 38 C.Davis, RB 39 M.Brown, DB 41 M.Christian, LS 44 J.McQuaide, TE 46 C.Harkey, LB 54 B.Hager, LB 58 C.Littleton, T 64 A.Donnal, C/G 65 D.Rhaney, G 68 J.Brown, DE 70 M.Fox, TE 84 T.Hemingway, TE 89 T.Higbee, DT 91 D.Easley, DE 96 M.Longacre

K 2 D.Carpenter, P 6 C.Schmidt, WR 15 B.Tate, WR 17 J.Hunter, WR 19 W.Powell, CB 21 N.Robey-Coleman, RB 22 R.Bush, S 26 R.Blanton, S 27 D.Williams, CB 29 K.Seymour, S 33 C.Anderson, RB 35 M.Gillisle, S 36 J.Meeks, LB 50 R.Humber, LB 51 B.Spikes, LB 56 L.McCray, LS 65 G.Sanborn, G 72 R.Groy, T 74 M.Ola, TE 84 N.O'Leary, TE 87 G.Christian, DE 91 L.Douzable, DE 94 J.Worthy

**SCORING SUMMARY**

	1	2	3	4	OT	TOTAL	FIELD GOALS
<b>VISITOR</b> Buffalo Bills	7	9	7	7	-	30	(23)
<b>HOME</b> Los Angeles Rams	3	10	3	3	-	19	(37, 32, 54, 22)

**Clock**

TEAM	Qtr	Time	Play (Extra Point) (Drive Info)	Visitor	Home
Rams	1	9:31	G. Zuerlein 37 yd. field goal (12-60, 5:29)	0	3
Bills	1	2:22	J. Hunter 4 yd. pass from T. Taylor (D. Carpenter kick) (12-76, 7:09)	7	3
Bills	2	13:59	M. Gillslee 5 yd. run (kick blocked) (2-63, 1:01)	13	3
Rams	2	7:46	G. Zuerlein 32 yd. field goal (5-52, 2:33)	13	6
Rams	2	1:56	T. Gurley 1 yd. run (G. Zuerlein kick) (8-64, 4:39)	13	13
Bills	2	0:00	D. Carpenter 23 yd. field goal (10-70, 1:56)	16	13
Rams	3	8:05	G. Zuerlein 54 yd. field goal (9-48, 5:13)	16	16
Bills	3	3:54	N. Robey-Coleman 41 yd. interception return (D. Carpenter kick)	23	16
Rams	4	5:51	G. Zuerlein 22 yd field goal (13-89, 8:16)	23	19
Bills	4	2:37	M. Goodwin 6 yd. pass from T. Taylor (D. Carpenter kick) (3-25, 1:04)	30	19





## FINAL TEAM STATISTICS

	BILLS	RAMS		BILLS	RAMS
<b>TOTAL FIRST DOWNS</b>	15	23	<b>FGs - PATs Had Blocked</b>	0-1	0-0
By Rushing	8	9	Net Punting Average	45.7	55.5
By Passing	6	11	<b>(W/O KOR)</b>	42	2
By Penalty	1	3	No. and Yards Punt Returns	2-2	2-2
<b>THIRD DOWN EFFICIENCY</b>	4-12-33%	4-12-33%	No. and Yards Kickoff Returns	4-90	4-85
<b>FOURTH DOWN EFFICIENCY</b>	0-0-0%	0-2-0%	No. and Yards Interception Returns	2-44	0-0
<b>TOTAL NET YARDS</b>	305	345	<b>PENALTIES Number and Yards</b>	7-60	6-40
Total Offensive Plays	52	64	<b>FUMBLES Number and Lost</b>	1-0	2-1
Average gain per offensive play	5.9	5.4	<b>TOUCHDOWNS</b>	4	1
<b>NET YARDS RUSHING</b>	193	102	Rushing	1	1
Total Rushing Plays	27	29	Passing	2	0
Average gain per rushing play	7.1	3.5	Returns	1	0
Tackles for a loss-number and yards	3-6	2-9	<b>EXTRA POINTS Made-Attempts</b>	3-4	1-1
<b>NET YARDS PASSING</b>	112	243	Kicking Made-Attempts	3-4	1-1
Times thrown - yards lost passing	2-12	4-28	Two Point Conv. Made-Attempts	0-0	0-0
Gross yards passing	124	271	<b>FIELD GOALS Made-Attempts</b>	1-1	4-4
<b>PASS ATTEMPTS-COMP-HAD INT</b>	23-12-0	31-21-2	<b>RED ZONE EFFICIENCY</b>	3-5-60%	1-4-25%
Avg gain per pass play	4.5	6.9	<b>GOAL TO GO EFFICIENCY</b>	3-4-75%	1-2-50%
<b>KICKOFFS Number-In End Zone-TBs</b>	5-4-1	6-5-2	<b>SAFETIES</b>	0	0
<b>PUNTS Number and Average</b>	6-46.0	2-54.5	<b>FINAL SCORE</b>	30	19
Had Blocked	0	0	<b>TIME OF POSSESSION</b>	24:26	35:34

## FINAL INDIVIDUAL STATISTICS

BUFFALO BILLS									LOS ANGELES RAMS								
<b>RUSHING</b>	ATT	YDS	AVG	LG	TD				<b>RUSHING</b>	ATT	YDS	AVG	LG	TD			
L. McCoy	18	150	8.3	53	0				T. Gurley	23	72	3.1	16	1			
T. Taylor	2	28	5.6	22	0				T. Austin	3	26	8.7	9	0			
M. Gillislee	2	6	3.0	5t	1				M. Brown	2	2	1.0	2	0			
J. Felton	1	6	6.0	6	0				B. Marquez	1	2	2.0	2	0			
R. Bush	1	3	3.0	3	0				<b>Total</b>	<b>29</b>	<b>102</b>	<b>3.5</b>	<b>16</b>	<b>0</b>			
<b>Total</b>	<b>27</b>	<b>193</b>	<b>7.1</b>	<b>53</b>	<b>1</b>				<b>PASSING</b>	ATT	CMP	YDS	SK/YD	TD	LG	IN	RT
<b>PASSING</b>	ATT	CMP	YDS	SK/YD	TD	LG	IN	RT	C. Keenum	31	21	271	4/28	0	31	2	68.1
T. Taylor	23	12	142	2/12	2	29	0	97.0	<b>Total</b>	<b>31</b>	<b>21</b>	<b>271</b>	<b>4/28</b>	<b>0</b>	<b>31</b>	<b>2</b>	<b>68.1</b>
<b>Total</b>	<b>23</b>	<b>12</b>	<b>142</b>	<b>2/12</b>	<b>2</b>	<b>29</b>	<b>0</b>	<b>97.0</b>	<b>RECEIVING</b>	NO	YDS	AVG	LG	TD			
<b>RECEIVING</b>	NO	YDS	AVG	LG	TD				T. Austin	7	59	8.4	31	0			
C. Clay	5	73	14.6	29	0				K. Britt	5	75	15.0	28	0			
R. Woods	2	26	13.0	17	0				B. Quick	3	51	17.0	31	0			
M. Goodwin	2	13	6.5	7	1				T. Gurley	3	36	12.0	24	0			
L. McCoy	2	8	4.0	4	1				L. Kendricks	2	24	12.0	21	0			
J. Hunter	1	4	4.0	4	0				M. Brown	1	26	26.0	26	0			
<b>Total</b>	<b>12</b>	<b>124</b>	<b>10.3</b>	<b>29</b>	<b>1</b>				<b>Total</b>	<b>21</b>	<b>271</b>	<b>12.9</b>	<b>31</b>	<b>0</b>			
<b>INTERCEPTIONS</b>	NO	YDS	AVG	LG	TD				<b>INTERCEPTIONS</b>	NO	YDS	AVG	LG	TD			
N. Robey-Coleman	2	44	22.0	41t	1				N/A	-	-	-	-	-			
<b>Total</b>	<b>2</b>	<b>44</b>	<b>22.0</b>	<b>41t</b>	<b>1</b>				<b>Total</b>	<b>0</b>	<b>0</b>	<b>0.0</b>	<b>0</b>	<b>0</b>			
<b>PUNTING</b>	NO	YDS	AVG	NET	TB/120	LG			<b>PUNTING</b>	NO	YDS	AVG	NET	TB/120	LG		
C. Schmidt	6	276	46.0	45.7	0/4	58			J. Hekker	2	109	54.5	55.5	0/1	57		
<b>Total</b>	<b>6</b>	<b>276</b>	<b>46.0</b>	<b>45.7</b>	<b>0/4</b>	<b>58</b>			<b>Total</b>	<b>2</b>	<b>109</b>	<b>54.5</b>	<b>55.5</b>	<b>0/1</b>	<b>57</b>		
<b>PUNT RETURNS</b>	NO	YDS	AVG	FC	LG	TD			<b>PUNT RETURNS</b>	NO	YDS	AVG	FC	LG	TD		
B. Tate	2	-2	-1.0	0	0	0			T. Austin	2	2	1.0	0	5	0		
<b>Total</b>	<b>2</b>	<b>-2</b>	<b>-1.0</b>	<b>0</b>	<b>0</b>	<b>0</b>			[DOWNED]	1	0	0.0	0	0	0		
<b>KICKOFF RETURNS</b>	NO	YDS	AVG	FC	LG	TD			[OUT OF BOUNDS]	3	0	0.0	0	0	0		
B. Tate	4	90	22.5	0	27	0			<b>Total</b>	<b>2</b>	<b>2</b>	<b>1.0</b>	<b>0</b>	<b>5</b>	<b>0</b>		
[TOUCHBACK]	2	0	0.0	0	0	0			<b>KICKOFF RETURNS</b>	NO	YDS	AVG	FC	LG	TD		
<b>Total</b>	<b>4</b>	<b>90</b>	<b>22.5</b>	<b>0</b>	<b>27</b>	<b>0</b>			M. Thomas	3	62	20.7	0	22	0		
									P. Cooper	1	23	23.0	0	23	0		
									[TOUCHBACK]	1	0	0.0	0	0	0		
									<b>Total</b>	<b>4</b>	<b>85</b>	<b>21.3</b>	<b>0</b>	<b>23</b>	<b>0</b>		





**WEATHER:** Indoors - **ATTENDANCE:** 56,018 - **TIME:** 10:02 a.m.

Though the Rams received strong offensive performances from quarterback Case Keenum and wide receiver Kenny Britt, they could not get enough defensive stops and fell to the Lions, 31-28.

The Lions got off to a fast start offensively, driving down the field in eight plays for a touchdown on their opening possession. Quarterback Matthew Stafford connected with wideout Golden Tate for a 34-yard screen pass that brought the Lions down to the Rams' seven-yard line. Then Stafford hit wide receiver Marvin Jones in the left side of the end zone for a touchdown, giving Detroit an early 7-0 lead.

Los Angeles put together a nice drive in response, culminating in Britt's first touchdown reception of the season. Running back Todd Gurley led the charge with four carries for 29 yards on the possession — including a 15-yard scamper on the Rams' first offensive play. On 2nd-and-5 from Detroit's 20-yard line, Keenum rolled to his right, waited for Britt to find the soft spot in the zone, and delivered an accurate ball. Britt caught it, made a couple defenders miss, and found his way into the end zone for a 20-yard scoring strike.

Los Angeles had a chance to take a lead into halftime, but were not able to turn their two-minute drive into points. A 43-yard pass from Keenum to Britt brought the Rams into Detroit territory. And another pass from Keenum to Britt looked as if it may have gotten into the end zone on 3rd-and-goal from the Lions' seven-yard line. Though the play was reviewed, the officials concluded Britt was about a half-yard short.

The Lions took a three point lead with 1:29 remaining in the game, by way of a Matt Prater field goal.

With the Rams out of timeouts, their drive started on the 25-yard line after a touchback. On the second play of the possession, Keenum threw his first poor pass of the day, as a ball intended for Kendrick over the middle was intercepted by safety Rafael Bush.

## STARTING LINEUPS

### LOS ANGELES RAMS

WR 11	T. Austin	LDE 95	W. Hayes
LT 73	G. Robinson	LDT 99	A. Donald
LG 76	R. Saffold	RDT 90	M. Brockers
C 61	T. Barnes	RDE 97	E. Sims
RG 68	J. Brown	MLB 52	A. Ogletree
RT 79	R. Havenstein	LCB 33	E. Gaines
TE 88	L. Kendrick	MCB 20	L. Joyner
WR 83	B. Quick	RCB 32	T. Hill
WR 18	K. Britt	WS 26	M. Barron
RB 30	T. Gurley	FS 31	M. Alexander
QB 17	C. Keenum	SS 25	T. McDonald

### DETROIT LIONS

WR 88	M. Goodwin	DT 95	K. Williams
LT 77	C. Glenn	DE 92	A. Washington
LG 64	R. Incognito	NT 97	C. Bryant
C 70	E. Wood	OLB 55	J. Hughes
RG 76	J. Miller	Will 53	Z. Brown
RT 79	J. Mills	Mike 52	P. Brown
TE 85	C. Clay	OLB 57	L. Alexander
WR 10	R. Woods	CB 28	R. Darby
RB 25	L. McCoy	S 23	A. Williams
FB 42	J. Felton	S 20	C. Graham
QB 5	T. Taylor	FS 24	S. Gilmore

K 4 G.Zuerlein, P 6 J.Hekker, WR 13 M.Thomas, WR 15 B.Marquez, CB 21 D.Gratz, RB 23 B.Cunningham, RB 34 C.Reynolds, S 38 C.Davis, RB 39 M.Brown, DB 41 M.Christian, LS 44 J.McQuaide, TE 46 C.Harkey, LB 54 B.Hager, LB 58 C.Littleton, LB 59 J.Forrest, T 64 A.Donnal, C/G 65 D.Rhoney, TE 89 T.Higbee, DT 91 D.Easley, DT 92 C.Thomas, DL 93 E.Westbrooks, DE 96 M.Longacre

K 5 M.Prater, P 6 S.Martin, WR 12 A.Roberts, S 26 D.Carey, CB 29 J.Bademosi, RB 30 J.Forsett, S 31 R.Bush, S 35 M.Killebrew, FB 46 M.Burton, LS 48 D.Muhlbach, LB 50 T.Armbrister, DE 51 B.Copeland, LB 52 A.Williams, DE 61 K.Hyder, OL 66 J.Dahl, DL 69 A.Zettel, T 70 C.Robinson, T 77 C.Lucas, TE 86 K.Lee, TE 89 C.Wick, DT 91 A.Robinson, DT 96 S.Charles, DE 97 A.Bryant

## SCORING SUMMARY

	1	2	3	4	OT	TOTAL	FIELD GOALS
VISITOR Los Angeles Rams	7	7	7	7	-	28	
HOME Detroit Lions	7	7	7	10	-	31	(34)

### Clock

TEAM	Qtr	Time	Play (Extra Point) (Drive Info)	Visitor	Home
Lions	1	10:44	M. Jonnes 7 yd. pass from M. Stafford (M. Prater kick) (8-75, 4:16)	0	7
Rams	1	5:15	K. Britt 20 yd. pass from C. Keenum (G. Zuerlein kick) (10-75, 5:29)	7	7
Rams	2	11:01	C. Keenum 1 yd. run (G. Zuerlein kick) (11-84, 5:51)	14	7
Lions	2	3:07	A. Roberts 2 yd. pass from M. Stafford (M. Prater kick) (14-75, 7:54)	14	14
Lions	3	9:50	A. Boldin 4 yd. pass from M. Stafford (M. Prater kick) (5-60, 2:17)	14	21
Rams	3	6:33	L. Kendrick 15 yd. pass from C. Keenum (G. Zuerlein kick) (6-75, 3:17)	21	21
Rams	4	14:09	K. Britt 9 yd. pass from C. Keenum (G. Zuerlein kick) (10-80, 5:47)	28	21
Lions	4	6:02	G. Tate 23 yd. pass from M Stafford (M. Prater kick) (13-84, 8:07)	28	28
Lions	4	1:29	M. Prater 34 yd. field goal (9-44, 3:37)	28	31



## FINAL TEAM STATISTICS

	RAMS	LIONS		RAMS	LIONS
<b>TOTAL FIRST DOWNS</b>	<b>23</b>	<b>20</b>	<b>FGs - PATs Had Blocked</b>	<b>0-0</b>	<b>0-0</b>
By Rushing	5	6	Net Punting Average	45.0	51.0
By Passing	16	12	<b>TOTAL RETURN YARDAGE (W/O KOR)</b>	<b>2</b>	<b>4</b>
By Penalty	2	2	No. and Yards Punt Returns	1-2	1-4
<b>THIRD DOWN EFFICIENCY</b>	<b>6-9-67%</b>	<b>6-11-55%</b>	No. and Yards Kickoff Returns	2-39	2-44
<b>FOURTH DOWN EFFICIENCY</b>	<b>0-1-0%</b>	<b>2-2-100%</b>	No. and Yards Interception Returns	0-0	1-0
<b>TOTAL NET YARDS</b>	<b>387</b>	<b>348</b>	<b>PENALTIES Number and Yards</b>	<b>8-62</b>	<b>7-62</b>
Total Offensive Plays	55	58	<b>FUMBLES Number and Lost</b>	<b>1-0</b>	<b>0-0</b>
Average gain per offensive play	7.0	6.0	<b>TOUCHDOWNS</b>	<b>4</b>	<b>4</b>
<b>NET YARDS RUSHING</b>	<b>76</b>	<b>83</b>	Rushing	1	0
Total Rushing Plays	22	26	Passing	3	4
Average gain per rushing play	3.5	3.2	Returns	0	0
Tackles for a loss-number and yards	3-8	6-18	<b>EXTRA POINTS Made-Attempts</b>	<b>4-4</b>	<b>4-4</b>
<b>NET YARDS PASSING</b>	<b>311</b>	<b>265</b>	Kicking Made-Attempts	4-4	4-4
Times thrown - yards lost passing	1-10	1-5	<b>FIELD GOALS Made-Attempts</b>	<b>0-0</b>	<b>1-1</b>
Gross yards passing	321	270	<b>RED ZONE EFFICIENCY</b>	<b>3-4-75%</b>	<b>3-4-75%</b>
<b>PASS ATTEMPTS-COMP-HAD INT</b>	<b>32-27-1</b>	<b>31-23-0</b>	<b>GOAL TO GO EFFICIENCY</b>	<b>1-2-50%</b>	<b>3-3-100%</b>
Avg gain per pass play	9.4	8.3	<b>SAFETIES</b>	<b>0</b>	<b>0</b>
<b>KICKOFFS Number-In End Zone-TBs</b>	<b>5-4-3</b>	<b>6-5-4</b>	<b>FINAL SCORE</b>	<b>28</b>	<b>21</b>
<b>PUNTS Number and Average</b>	<b>2-47.0</b>	<b>2-52.0</b>	<b>TIME OF POSSESSION</b>	<b>27:48</b>	<b>32:12</b>
Had Blocked	0	0			

## FINAL INDIVIDUAL STATISTICS

LOS ANGELES RAMS								DETROIT LIONS									
<b>RUSHING</b>	<b>ATT</b>	<b>YDS</b>	<b>AVG</b>	<b>LG</b>	<b>TD</b>			<b>RUSHING</b>	<b>ATT</b>	<b>YDS</b>	<b>AVG</b>	<b>LG</b>	<b>TD</b>				
T. Gurley	14	58	4.1	15	0			Z. Zenner	14	58	4.1	19	0				
B. Cunningham	2	9	4.5	8	0			M. Stafford	5	14	2.8	7	0				
C. Keenum	3	7	2.3	4	1			J. Forsett	5	5	1.0	9	0				
T. Austin	3	2	0.7	8	0			G. Tate	1	3	3.0	3	0				
<b>Total</b>	<b>22</b>	<b>76</b>	<b>3.5</b>	<b>15</b>	<b>1</b>			M. Jones	1	3	3.0	3	0				
								<b>Total</b>	<b>26</b>	<b>83</b>	<b>3.2</b>	<b>19</b>	<b>0</b>				
<b>PASSING</b>	<b>ATT</b>	<b>CMP</b>	<b>YDS</b>	<b>SK/YD</b>	<b>TD</b>	<b>LG</b>	<b>IN</b>	<b>RT</b>	<b>PASSING</b>	<b>ATT</b>	<b>CMP</b>	<b>YDS</b>	<b>SK/YD</b>	<b>TD</b>	<b>LG</b>	<b>IN</b>	<b>RT</b>
C. Keenum	32	27	321	1/10	3	47	1	126.7	M. Stafford	31	23	270	1/5	4	61	0	139.8
<b>Total</b>	<b>32</b>	<b>27</b>	<b>321</b>	<b>1/10</b>	<b>3</b>	<b>47</b>	<b>1</b>	<b>126.7</b>	<b>Total</b>	<b>31</b>	<b>23</b>	<b>270</b>	<b>1/5</b>	<b>4</b>	<b>61</b>	<b>0</b>	<b>139.8</b>
<b>RECEIVING</b>	<b>NO</b>	<b>YDS</b>	<b>AVG</b>	<b>LG</b>	<b>TD</b>			<b>RECEIVING</b>	<b>NO</b>	<b>YDS</b>	<b>AVG</b>	<b>LG</b>	<b>TD</b>				
K. Britt	7	136	19.4	47	2			G. Tate	8	165	20.6	61	1				
B. Quick	5	61	12.2	19	0			A. Boldin	8	60	7.5	15	1				
L. Kendricks	5	34	6.8	15t	1			Z. Zenner	2	19	9.5	15	0				
T. Gurley	4	39	9.8	13	0			A. Roberts	2	13	6.5	11	1				
T. Austin	3	24	8.0	15	0			M. Jones	2	10	5.0	7t	1				
B. Cunningham	2	14	7.0	9	0			C. Harbor	1	3	3.0	3	0				
B. Marquez	1	13	13.0	13	0			<b>Total</b>	<b>23</b>	<b>270</b>	<b>11.7</b>	<b>61</b>	<b>4</b>				
<b>Total</b>	<b>27</b>	<b>321</b>	<b>11.9</b>	<b>47</b>	<b>1</b>												
<b>INTERCEPTIONS</b>	<b>NO</b>	<b>YDS</b>	<b>AVG</b>	<b>LG</b>	<b>TD</b>			<b>INTERCEPTIONS</b>	<b>NO</b>	<b>YDS</b>	<b>AVG</b>	<b>LG</b>	<b>TD</b>				
N/A	-	-	-	-	-			R. Bush	1	0	0.0	0	0				
<b>Total</b>	<b>0</b>	<b>0</b>	<b>0.0</b>	<b>0</b>	<b>0</b>			<b>Total</b>	<b>1</b>	<b>0</b>	<b>0.0</b>	<b>0</b>	<b>0</b>				
<b>PUNTING</b>	<b>NO</b>	<b>YDS</b>	<b>AVG</b>	<b>NET</b>	<b>TB/120</b>	<b>LG</b>		<b>PUNTING</b>	<b>NO</b>	<b>YDS</b>	<b>AVG</b>	<b>NET</b>	<b>TB/120</b>	<b>LG</b>			
J. Hekker	2	94	47.0	45.0	0/0	54		S. Martin	2	104	52.0	51.0	0/1	56			
<b>Total</b>	<b>2</b>	<b>94</b>	<b>47.0</b>	<b>45.0</b>	<b>0/0</b>	<b>54</b>		<b>Total</b>	<b>2</b>	<b>104</b>	<b>52.0</b>	<b>51.0</b>	<b>0/1</b>	<b>56</b>			
<b>PUNT RETURNS</b>	<b>NO</b>	<b>YDS</b>	<b>AVG</b>	<b>FC</b>	<b>LG</b>	<b>TD</b>		<b>PUNT RETURNS</b>	<b>NO</b>	<b>YDS</b>	<b>AVG</b>	<b>FC</b>	<b>LG</b>	<b>TD</b>			
T. Austin	1	2	1.0	0	2	0		A. Roberts	1	4	4.0	1	4	0			
<b>Total</b>	<b>1</b>	<b>2</b>	<b>1.0</b>	<b>0</b>	<b>2</b>	<b>0</b>		<b>Total</b>	<b>1</b>	<b>4</b>	<b>4.0</b>	<b>1</b>	<b>4</b>	<b>0</b>			
<b>KICKOFF RETURNS</b>	<b>NO</b>	<b>YDS</b>	<b>AVG</b>	<b>FC</b>	<b>LG</b>	<b>TD</b>		<b>KICKOFF RETURNS</b>	<b>NO</b>	<b>YDS</b>	<b>AVG</b>	<b>FC</b>	<b>LG</b>	<b>TD</b>			
B. Cunningham	2	39	19.5	0	22	0		A. Roberts	2	44	22.0	0	27	0			
[TOUCHBACK]	4	0	0.0	0	0	0		[TOUCHBACK]	3	0	0.0	0	0	0			
<b>Total</b>	<b>2</b>	<b>39</b>	<b>19.5</b>	<b>0</b>	<b>22</b>	<b>0</b>		<b>Total</b>	<b>2</b>	<b>44</b>	<b>22.0</b>	<b>0</b>	<b>27</b>	<b>0</b>			





**WEATHER:** 55 degrees, sunny - **ATTENDANCE:** 74,121 - **TIME:** 6:31 a.m. PT

Though the Rams had their share of opportunities against the Giants, four turnovers proved too much to overcome, as Los Angeles lost 17-10 to New York in the first NFL game ever played at London's Twickenham Stadium.

Los Angeles moved the ball well throughout the contest, racking up 345 total yards, 20 first downs, and finishing 9-of-19 in third-down efficiency. But quarterback Case Keenum threw four interceptions, three of which came on the Rams' last three drives of the game.

Safety Landon Collins returned Keenum's first pick — a ball tipped off of wide receiver Tavon Austin's hands — for six points. And the last interception came with Los Angeles inside New York's 20-yard line inside a minute left in the contest, effectively ending the game.

Despite the look of Keenum's final numbers — 32-of-53 passing for 291 yards with one touchdown and four picks — Fisher intimated many of those turnovers were not on the quarterback.

Penalties were also a significant factor in stalling the Rams' offensive drives, as the club was flagged eight times for 43 yards. Left tackle Greg Robinson in particular had a tough day, as he was called for three offensive holding penalties — all of which were either declined or offset — and a false start.

With defensive end Robert Quinn back on the field, the entire Rams defense was better against a formidable Giants offense. New York mustered only 36 yards rushing on 20 attempts. And quarterback Eli Manning finished 24-of-37 for 196 yards. Wide receiver Odell Beckham Jr. was also largely held quiet, making only five receptions for 49 yards. Wideout Victor Cruz led the Giants with five receptions for 55 yards.

With this loss, the Rams have fallen to 3-4 on the season after a 3-1 start. They will use the bye week to recharge and regroup after a very long flight back to L.A. from London before getting to work in preparation for the Panthers in Week 9.

### STARTING LINEUPS

#### NEW YORK GIANTS

WR 13	O. Beckham	LDE 90	J. Pierre Paul
LT 74	E. Flowers	LDT 98	D. Harrison
LG 67	J. Pugh	RDT 95	J. Hankins
C 70	W. Richburg	RDE 54	O. Vernon
RG 77	J. Jerry	LB 57	K. Robinson
RT 68	B. Hart	LB 52	J. Casillas
TE 84	L. Donnell	CB 24	E. Apple
WR 87	S. Shepard	LCB 41	D. Rodgers-Cromartie
WR 80	V. Cruz	SS 21	L. Collins
RB 23	R. Jennings	FS 33	A. Adams
QB 10	E. Manning	RCB 20	J. Jenkins

#### LOS ANGELES RAMS

WR 11	T. Austin	LDE 95	W. Hayes
LT 73	G. Robinson	LDT 99	A. Donald
LG 76	R. Saffold	RDT 90	M. Brockers
C 61	T. Barnes	RDE 97	E. Sims
RG 69	C. Wichmann	MLB 52	A. Ogletree
RT 79	R. Havenstein	LCB 33	E. Gaines
TE 88	L. Kendricks	MCB 20	L. Joyner
WR 83	B. Quick	RCB 32	T. Hill
WR 18	K. Britt	WS 26	M. Barron
RB 30	T. Gurley	FS 31	M. Alexander
QB 17	C. Keenum	SS 25	T. McDonald

K 5 R.Gould, P 9 B.Wing, WR 17 D.Harris, CB 25 L.Hall, RB 26 O.Darkwa, RB 28 P.Perkins, DB 30 C.Sensabaugh, CB 31 T.Wade, RB 43 B.Rainey, TE 45 W.Tye, LS 51 Z.DeOssie, DE 58 O.Odighizuwa, LB 59 D.Kennard, C 69 B.Jones, DE 72 K.Wynn, DE 78 R.Okwara, WR 82 R.Lewis, TE 89 J.Adams, LB 91 K.Sheppard, LB 93 B.Goodson, LB 94 M.Herzlich, DT 96 J.Bromley

K 4 G.Zuerlein, P 6 J.Hekker, WR 13 M.Thomas, WR 15 B.Marquez, CB 21 D.Gratz, RB 23 B.Cunningham, RB 34 C.Reynolds, S 38 C.Davis, RB 39 M.Brown, DB 41 M.Christian, LS 44 J.McQuaide, TE 46 C.Harkey, LB 54 B.Hager, LB 58 C.Littleton, LB 59 J.Forrest, T 64 A.Donnal, C/G 65 D.Rhaney, TE 84 T.Hemingway, TE 89 T.Higbee, DT 91 D.Easley, DL 93 E.Westbrooks, DE 94 R.Quinn, DE 96 M.Longacre

### SCORING SUMMARY

		1	2	3	4	OT	TOTAL	FIELD GOALS
VISITOR	New York Giants	0	10	0	7	-	17	(29)
HOME	Los Angeles Rams	10	0	0	0	-	10	(36)

#### Clock

TEAM	Qtr	Time	Play (Extra Point) (Drive Info)	Visitor	Home
Rams	1	11:15	T. Austin 10 yd. pass from C. Keenum (G. Zuerlein kick) (7-35, 3:10)	0	7
Rams	1	5:13	G. Zuerlein 36 yd. Field Goal (8-62, 4:32)	0	10
Giants	2	8:15	R. Gould 29 yd. Field Goal (14-71, 6:38)	3	10
Giants	2	7:10	L. Collins 44 yd. interception return (R. Gould kick)	10	10
Giants	4	9:23	R. Jennings 1 yd. run (R. Gould kick) (5-60, 2:17)	17	10



# FINAL TEAM STATISTICS

	GIANTS	RAMS		GIANTS	RAMS
<b>TOTAL FIRST DOWNS</b>	13	20	<b>FGs - PATs Had Blocked</b>	0-0	0-0
By Rushing	4	4	Net Punting Average	43.8	44.1
By Passing	9	15	<b>TOTAL RETURN YARDAGE (W/O KOR)</b>	73	28
By Penalty	0	1	No. and Yards Punt Returns	4-11	3-28
<b>THIRD DOWN EFFICIENCY</b>	4-13-31%	9-19-47%	No. and Yards Kickoff Returns	0-0	3-62
<b>FOURTH DOWN EFFICIENCY</b>	0-0-0%	1-1-100%	No. and Yards Interception Returns	4-62	0-0
<b>TOTAL NET YARDS</b>	232	345	<b>PENALTIES Number and Yards</b>	3-33	8-43
Total Offensive Plays	57	76	<b>FUMBLES Number and Lost</b>	1-1	4-0
Average gain per offensive play	4.1	4.5	<b>TOUCHDOWNS</b>	2	1
<b>NET YARDS RUSHING</b>	36	74	Rushing	1	0
Total Rushing Plays	20	20	Passing	0	1
Average gain per rushing play	1.8	3.7	Returns	1	0
Tackles for a loss-number and yards	1-2	1-1	<b>EXTRA POINTS Made-Attempts</b>	2-2	1-1
<b>NET YARDS PASSING</b>	196	271	Kicking Made-Attempts	2-2	1-1
Times thrown - yards lost passing	0-0	3-20	<b>FIELD GOALS Made-Attempts</b>	1-1	1-1
Gross yards passing	196	291	<b>RED ZONE EFFICIENCY</b>	1-2-50%	1-3-33%
<b>PASS ATTEMPTS-COMP-HAD INT</b>	37-24-0	53-32-4	<b>GOAL TO GO EFFICIENCY</b>	1-1-100%	0-0-0%
Avg gain per pass play	5.3	4.8	<b>SAFETIES</b>	0	0
<b>KICKOFFS Number-In End Zone-TBs</b>	4-1-1	3-3-3	<b>FINAL SCORE</b>	17	10
<b>PUNTS Number and Average</b>	8-49.8	7-45.7	<b>TIME OF POSSESSION</b>	24:57	35:03
Had Blocked	0	0			

# FINAL INDIVIDUAL STATISTICS

NEW YORK GIANTS										LOS ANGELES RAMS									
RUSHING										RUSHING									
	ATT	YDS	AVG	LG	TD						ATT	YDS	AVG	LG	TD				
R. Jennings	13	25	1.9	5	1					T. Gurley	15	57	3.8	8	0				
P. Perkins	4	12	3.0	10	0					T. Austin	1	10	10.0	10	0				
B. Rainey	1	1	1.0	1	0					B. Cunningham	3	4	1.3	2	0				
E. Manning	2	-2	-1.0	-1	0					C. Keenum	1	3	3.0	3	0				
<b>Total</b>	<b>20</b>	<b>36</b>	<b>1.8</b>	<b>10</b>	<b>1</b>					<b>Total</b>	<b>20</b>	<b>74</b>	<b>3.7</b>	<b>10</b>	<b>0</b>				
PASSING										PASSING									
	ATT	CMP	YDS	SK/YD	TD	LG	IN	RT			ATT	CMP	YDS	SK/YD	TD	LG	IN	RT	
E. Manning	37	24	196	0/0	0	25	0	78.2		C. Keenum	53	32	291	3/20	1	48	4	50.1	
<b>Total</b>	<b>37</b>	<b>24</b>	<b>196</b>	<b>0/0</b>	<b>0</b>	<b>25</b>	<b>0</b>	<b>78.2</b>		<b>Total</b>	<b>53</b>	<b>32</b>	<b>291</b>	<b>3/20</b>	<b>1</b>	<b>48</b>	<b>4</b>	<b>50.1</b>	
RECEIVING										RECEIVING									
	NO	YDS	AVG	LG	TD						NO	YDS	AVG	LG	TD				
C. Cruz	5	55	11.0	25	0					T. Austin	10	57	5.7	10t	1				
O. Beckham	5	49	9.8	22	0					L. Kendricks	7	55	7.9	11	0				
S. Shepard	5	32	6.4	11	0					T. Gurley	6	35	5.8	20	0				
R. Jennings	2	24	12.0	24	0					B. Quick	4	92	23.0	48	0				
W. Tye	2	14	7.0	9	0					K. Britt	3	43	14.3	26	0				
L. Donnell	1	8	8.0	8	0					B. Cunningham	1	5	5.0	5	0				
R. Lewis	1	7	7.0	7	0					T. Higbee	1	4	4.0	4	0				
J. Adams	1	5	5.0	5	0					<b>Total</b>	<b>32</b>	<b>291</b>	<b>9.1</b>	<b>48</b>	<b>1</b>				
P. Perkins	1	4	4.0	4	0														
B. Rainey	1	-2	-2.0	-2	0														
<b>Total</b>	<b>24</b>	<b>196</b>	<b>8.2</b>	<b>25</b>	<b>0</b>														
INTERCEPTIONS										INTERCEPTIONS									
	NO	YDS	AVG	LG	TD						NO	YDS	AVG	LG	TD				
L. Collins	2	62	31.0	44t	1					N/A	-	-	-	-	-				
D. Rodgers-Cromartie	2	0	0.0	0	0					<b>Total</b>	<b>0</b>	<b>0</b>	<b>0.0</b>	<b>0</b>	<b>0</b>				
<b>Total</b>	<b>4</b>	<b>62</b>	<b>15.5</b>	<b>44t</b>	<b>1</b>														
PUNTING										PUNTING									
	NO	YDS	AVG	NET	TB/120	LG					NO	YDS	AVG	NET	TB/120	LG			
B. Wing	8	398	49.8	43.8	1/2	61				J. Hekker	7	322	46.0	44.1	0/6	60			
<b>Total</b>	<b>8</b>	<b>398</b>	<b>49.8</b>	<b>43.8</b>	<b>1/2</b>	<b>61</b>				<b>Total</b>	<b>7</b>	<b>322</b>	<b>46.0</b>	<b>44.1</b>	<b>0/6</b>	<b>60</b>			
PUNT RETURNS										PUNT RETURNS									
	NO	YDS	AVG	FC	LG	TD					NO	YDS	AVG	FC	LG	TD			
D. Harris	3	13	4.7	0	9	0				T. Austin	3	28	9.3	1	19	0			
O. Beckham	1	0	0.0	0	0	0				[OUT OF BOUNDS]	3	0	0.0	0	0	0			
[DOWNED]	2	0	0.0	0	0	0				[TOUCHBACK]	1	0	0.0	0	0	0			
[OUT OF BOUNDS]	1	0	0.0	0	0	0				<b>Total</b>	<b>3</b>	<b>28</b>	<b>9.3</b>	<b>1</b>	<b>19</b>	<b>0</b>			
<b>Total</b>	<b>4</b>	<b>13</b>	<b>3.3</b>	<b>0</b>	<b>9</b>	<b>0</b>													
KICKOFF RETURNS										KICKOFF RETURNS									
	NO	YDS	AVG	FC	LG	TD					NO	YDS	AVG	FC	LG	TD			
[TOUCHBACK]	3	0	0.0	0	0	0				B. Cunningham	3	62	20.7	0	25	0			
<b>Total</b>	<b>0</b>	<b>0</b>	<b>0.0</b>	<b>0</b>	<b>0</b>	<b>0</b>				[TOUCHBACK]	1	0	0.0	0	0	0			
										<b>Total</b>	<b>3</b>	<b>62</b>	<b>20.7</b>	<b>0</b>	<b>25</b>	<b>0</b>			





**WEATHER:** 75 degrees, sunny - **ATTENDANCE:** 86,109 - **TIME:** 1:07 p.m. PT

While the Rams put together another strong defensive performance — allowing just 13 points to the defending NFC Champion Panthers — Los Angeles' offense was largely ineffective, leading to a 13-10 loss. The Rams have now dropped four games in a row, and their record stands at 3-5.

While a touchdown from quarterback Case Keenum to wideout Kenny Britt with 34 seconds left closed the gap, the Rams' offense mainly struggled throughout the contest. Los Angeles did not score until the fourth quarter, and had only nine first downs entering the final period. The Rams did make a final surge with drives of 10 and 15 plays, but overall Carolina dominated time of possession at 34:10 to Los Angeles' 25:50.

The Rams defensive unit limited running back Jonathan Stewart to just 42 yards on 15 carries. Plus, quarterback Cam Newton finished 20-of-32 for only 225 yards and a touchdown, with 16 yards on seven carries. The defense sacked last year's MVP five times — two of which came from defensive tackle Aaron Donald.

And in the fourth quarter, tight end Lance Kendricks had a ball go off his hands in the end zone, inducing the Rams to settle for a field goal. It was one crucial negative play in an otherwise strong performance for the tight end, as he led the Rams with 90 yards receiving.

The Rams didn't go without a fight, putting together a 15-play drive that ended with the 10-yard touchdown pass from Keenum to Britt. But the ensuing kickoff went low and down the middle of the field — plus, the Rams were flagged for an illegal formation. Carolina wide receiver Ted Ginn Jr. recovered it, and after a kneel from Newton, the Panthers came away with a victory.

## STARTING LINEUPS

### CAROLINA PANTHERS

WR	17	D. Funchess	LDE	95	C. Johnson
LT	74	M. Remmers	LDT	98	S. Lotulelei
LG	67	A. Norwell	RDT	99	K. Short
C	66	G. Gradkowski	RDE	96	W. Horton
RG	70	T. Turner	SLB	56	A. Klein
RT	60	D. Williams	MLB	59	L. Kuechly
TE	88	G. Olsen	WLB	58	T. Davis
OL	79	C. Scott	LCB	24	J. Bradberry
QB	1	C. Newton	RCB	26	D. Worley
TE	84	E. Dickson	SS	20	K. Coleman
RB	28	J. Stewart	FS	22	M. Griffin

P 8 A.Lee, K 9 G.Gano, WR 10 C.Brown, WR 11 B.Bersin, WR 13 K.Benjamin, QB 14 J.Webb, WR 19 T.Ginn, DB 23 L.Johnson, CB 27 R.McClain, DB 33 T.Boston, FB 35 M.Tolbert, DB 42 C.Jones, RB 43 F.Whittaker, LS 44 J.Jansen, LB 52 J.Norris, LB 55 D.Mayo, LB 57 J.Cash, C 69 T.Larsen, NT 77 K.Love, G 78 D.Hawkins, NT 90 P.Solai, DE 94 K.Ealy, DE 97 M.Addison

### LOS ANGELES RAMS

WR	11	T. Austin	LDE	95	W. Hayes
LT	73	G. Robinson	LDT	99	A. Donald
LG	76	R. Saffold	RDT	90	M. Brockers
C	61	T. Barnes	RDE	94	R. Quinn
RG	69	C. Wichmann	MLB	52	A. Ogletree
RT	79	R. Havenstein	LB	59	J. Forrest
TE	88	L. Kendricks	LCB	33	E. Gaines
TE	89	T. Higbee	RCB	32	T. Johnson
WR	18	K. Britt	WS	26	M. Barron
RB	30	T. Gurley	FS	31	M. Alexander
QB	17	C. Keenum	SS	25	T. McDonald

K 4 G.Zuerlein, P 6 J.Hekker, WR 10 P.Cooper, WR 13 M.Thomas, WR 15 B.Marquez, DB 20 L.Joyner, RB 23 B.Cunningham, CB 32 T.Hill, RB 34 C.Reynolds, S 38 C.Davis, RB 39 M.Brown, DB 41 M.Christian, LS 44 J.McQuaide, TE 46 C.Harkey, LB 54 B.Hager, LB 58 C.Littleton, T 64 A.Donnal, C/G 65 D.Rhane, WR 83 B.Quick, DT 91 D.Easley, DT 92 C.Thomas, DL 93 E.Westbrooks, DE 97 E.Sims

## SCORING SUMMARY

		1	2	3	4	OT	TOTAL	FIELD GOALS
<b>VISITOR</b>	Carolina Panthers	7	0	0	6	-	13	(48WR, 38, 37)
<b>HOME</b>	Los Angeles Rams	0	0	0	10	-	10	(55WR, 55WR, 25)

### Clock

TEAM	Qtr	Time	Play (Extra Point) (Drive Info)	Visitor	Home
Panthers	1	3:44	G. Olsen 9 yd. pass from C. Newton (G. Gano kick) (9-53, 5:07)	7	0
Panthers	4	11:12	G. Gano 38 yd. Field Goal (9-35, 3:53)	10	0
Rams	4	8:01	G. Zuerlein 25 yd. Field Goal (10-68, 3:11)	10	3
Panthers	4	3:18	G. Gano 37 yd. Field Goal (8-56, 4:43)	13	3
Rams	4	0:34	K. Britt 10 yd. pass from C. Keenum (G. Zuerlein kick) (15-75, 2:44)	13	10



## FINAL TEAM STATISTICS

	PANTHERS	RAMS		PANTHERS	RAMS
<b>TOTAL FIRST DOWNS</b>	<b>16</b>	<b>18</b>	<b>FGs - PATs Had Blocked</b>	<b>0-0</b>	<b>0-0</b>
By Rushing	3	3	Net Punting Average	37.0	44.6
By Passing	11	15	<b>TOTAL RETURN YARDAGE (W/O KOR)</b>	<b>0</b>	<b>40</b>
By Penalty	2	0	No. and Yards Punt Returns	0-0	4-40
<b>THIRD DOWN EFFICIENCY</b>	<b>6-15-40%</b>	<b>4-14-29%</b>	No. and Yards Kickoff Returns	1-8	1-25
<b>FOURTH DOWN EFFICIENCY</b>	<b>0-0-0%</b>	<b>2-3-67%</b>	No. and Yards Interception Returns	1-0	0-0
<b>TOTAL NET YARDS</b>	<b>244</b>	<b>339</b>	<b>PENALTIES Number and Yards</b>	<b>5-35</b>	<b>10-109</b>
Total Offensive Plays	62	67	<b>FUMBLES Number and Lost</b>	<b>0-0</b>	<b>1-0</b>
Average gain per offensive play	3.9	5.1	<b>TOUCHDOWNS</b>	<b>1</b>	<b>1</b>
<b>NET YARDS RUSHING</b>	<b>59</b>	<b>59</b>	Rushing	0	0
Total Rushing Plays	25	17	Passing	1	1
Average gain per rushing play	2.4	3.5	Returns	0	0
Tackles for a loss-number and yards	4-7	1-1	<b>EXTRA POINTS Made-Attempts</b>	<b>1-1</b>	<b>1-1</b>
<b>NET YARDS PASSING</b>	<b>185</b>	<b>280</b>	Kicking Made-Attempts	1-1	1-1
Times thrown - yards lost passing	5-40	4-16	<b>FIELD GOALS Made-Attempts</b>	<b>2-3</b>	<b>1-3</b>
Gross yards passing	225	296	<b>RED ZONE EFFICIENCY</b>	<b>1-3-33%</b>	<b>1-2-50%</b>
<b>PASS ATTEMPTS-COMP-HAD INT</b>	<b>32-20-0</b>	<b>46-27-1</b>	<b>GOAL TO GO EFFICIENCY</b>	<b>0-0-0%</b>	<b>1-2-50%</b>
Avg gain per pass play	5.0	5.6	<b>SAFETIES</b>	<b>0</b>	<b>0</b>
<b>KICKOFFS Number-In End Zone-TBs</b>	<b>4-4-3</b>	<b>3-1-1</b>	<b>FINAL SCORE</b>	<b>13</b>	<b>10</b>
<b>PUNTS Number and Average</b>	<b>6-47.0</b>	<b>5-48.6</b>	<b>TIME OF POSSESSION</b>	<b>34:12</b>	<b>25:48</b>
Had Blocked	0	0			

## FINAL INDIVIDUAL STATISTICS

CAROLINA PANTHERS									LOS ANGELES RAMS								
<b>RUSHING</b>	<b>ATT</b>	<b>YDS</b>	<b>AVG</b>	<b>LG</b>	<b>TD</b>				<b>RUSHING</b>	<b>ATT</b>	<b>YDS</b>	<b>AVG</b>	<b>LG</b>	<b>TD</b>			
J. Stewart	15	42	2.8	17	0				T. Gurley	12	48	4.0	18	0			
C. Newton	7	16	2.3	6	0				B. Cunningham	3	10	3.3	4	0			
M. Tolbert	2	1	0.5	2	0				T. Austin	1	1	1.0	1	0			
F. Whittaker	1	0	0.0	0	0				M. Brown	1	0	0.0	0	0			
<b>Total</b>	<b>25</b>	<b>59</b>	<b>2.4</b>	<b>17</b>	<b>0</b>				<b>Total</b>	<b>17</b>	<b>59</b>	<b>3.5</b>	<b>18</b>	<b>0</b>			
<b>PASSING</b>	<b>ATT</b>	<b>CMP</b>	<b>YDS</b>	<b>SK/YD</b>	<b>TD</b>	<b>LG</b>	<b>IN</b>	<b>RT</b>	<b>PASSING</b>	<b>ATT</b>	<b>CMP</b>	<b>YDS</b>	<b>SK/YD</b>	<b>TD</b>	<b>LG</b>	<b>IN</b>	<b>RT</b>
C. Newton	32	20	225	5/40	1	28	0	93.9	C. Keenum	46	27	296	4/16	1	31	1	76.0
<b>Total</b>	<b>32</b>	<b>20</b>	<b>225</b>	<b>5/40</b>	<b>1</b>	<b>28</b>	<b>0</b>	<b>93.9</b>	<b>Total</b>	<b>46</b>	<b>27</b>	<b>296</b>	<b>4/16</b>	<b>1</b>	<b>31</b>	<b>1</b>	<b>76.0</b>
<b>RECEIVING</b>	<b>NO</b>	<b>YDS</b>	<b>AVG</b>	<b>LG</b>	<b>TD</b>				<b>RECEIVING</b>	<b>NO</b>	<b>YDS</b>	<b>AVG</b>	<b>LG</b>	<b>TD</b>			
K. Benjamin	5	76	15.2	24	0				L. Kendricks	7	90	12.9	25	0			
G. Olsen	5	52	10.4	18	1				B. Cunningham	5	32	6.4	11	0			
T. Ginn	5	40	8.0	12	0				K. Britt	4	49	12.3	15	1			
E. Dickson	2	17	8.5	11	0				B. Quick	4	48	12.0	27	0			
D. Funchess	1	28	28.0	28	0				T. Gurley	4	26	6.5	11	0			
C. Brown	1	11	11.0	11	0				T. Higbee	1	31	31.0	31	0			
F. Whittaker	1	1	1.0	1	0				T. Austin	1	17	17.0	17	0			
<b>Total</b>	<b>20</b>	<b>225</b>	<b>11.3</b>	<b>28</b>	<b>1</b>				P. Cooper	1	3	3.0	3	0			
									<b>Total</b>	<b>27</b>	<b>296</b>	<b>11.0</b>	<b>31</b>	<b>1</b>			
<b>INTERCEPTIONS</b>	<b>NO</b>	<b>YDS</b>	<b>AVG</b>	<b>LG</b>	<b>TD</b>				<b>INTERCEPTIONS</b>	<b>NO</b>	<b>YDS</b>	<b>AVG</b>	<b>LG</b>	<b>TD</b>			
L. Collins	1	0	0.0	0	0				N/A	-	-	-	-	-			
<b>Total</b>	<b>1</b>	<b>0</b>	<b>0.0</b>	<b>0</b>	<b>0</b>				<b>Total</b>	<b>0</b>	<b>0</b>	<b>0.0</b>	<b>0</b>	<b>0</b>			
<b>PUNTING</b>	<b>NO</b>	<b>YDS</b>	<b>AVG</b>	<b>NET</b>	<b>TB/20</b>	<b>LG</b>			<b>PUNTING</b>	<b>NO</b>	<b>YDS</b>	<b>AVG</b>	<b>NET</b>	<b>TB/20</b>	<b>LG</b>		
A. Lee	6	282	47.0	37.0	1/3	58			J. Hekker	5	243	48.6	44.6	1/2	75		
<b>Total</b>	<b>6</b>	<b>282</b>	<b>47.0</b>	<b>37.0</b>	<b>1/3</b>	<b>58</b>			<b>Total</b>	<b>5</b>	<b>243</b>	<b>48.6</b>	<b>44.6</b>	<b>1/2</b>	<b>75</b>		
<b>PUNT RETURNS</b>	<b>NO</b>	<b>YDS</b>	<b>AVG</b>	<b>FC</b>	<b>LG</b>	<b>TD</b>			<b>PUNT RETURNS</b>	<b>NO</b>	<b>YDS</b>	<b>AVG</b>	<b>FC</b>	<b>LG</b>	<b>TD</b>		
T. Ginn	0	0	0.0	2	0	0			T. Austin	4	40	10.0	1	19	0		
[DOWNED]	2	0	0.0	0	0	0			[TOUCHBACK]	1	0	0.0	0	0	0		
[Touchbacks]	1	0	0.0	0	0	0			<b>Total</b>	<b>4</b>	<b>40</b>	<b>1.0</b>	<b>1</b>	<b>19</b>	<b>0</b>		
<b>Total</b>	<b>0</b>	<b>0</b>	<b>0.0</b>	<b>2</b>	<b>0</b>	<b>0</b>			<b>KICKOFF RETURNS</b>	<b>NO</b>	<b>YDS</b>	<b>AVG</b>	<b>FC</b>	<b>LG</b>	<b>TD</b>		
<b>KICKOFF RETURNS</b>	<b>NO</b>	<b>YDS</b>	<b>AVG</b>	<b>FC</b>	<b>LG</b>	<b>TD</b>			B. Cunningham	1	10	10.0	0	10	0		
J. Webb	1	8	8.0	0	8	0			C. Davis	0	15	0.0	0	15	0		
[TOUCHBACK]	3	0	0.0	0	0	0			[TOUCHBACK]	1	0	0.0	0	0	0		
<b>Total</b>	<b>1</b>	<b>8</b>	<b>8.0</b>	<b>0</b>	<b>8</b>	<b>0</b>			<b>Total</b>	<b>1</b>	<b>25</b>	<b>10.0</b>	<b>0</b>	<b>25</b>	<b>0</b>		





**WEATHER:** 62 degrees, 7 MPH W wind - **ATTENDANCE:** 78,160 - **TIME:** 10:05 a.m. PT

Johnny Hekker's 78-yard punt that put Los Angeles in position for a go-ahead score to break the four-game losing streak. With the line of scrimmage at the Rams' own 17 after a third-down pass came up just short of the sticks, Hekker unleashed the longest punt of his career at a critical time. It was a majestic kick, cutting through the New Jersey air like a plane landing at Newark, and by the time Marshall caught it, he was all the way at the Jets' own five-yard line.

Linebacker Cory Littleton was there soon after on the Rams' coverage team, tackling Marshall at New York's own 15 for a 68-yard difference.

With the score tied at six, Los Angeles' defense stifled New York with a three-and-out, and rookie wide receiver Pharoah Cooper fielded the ensuing Jets' punt at the Rams' 48-yard line. The field was officially flipped, and 10 plays later, kicker Greg Zuerlein connected on a 34-yard, go-ahead field goal to give L.A. its winning three-point margin.

Anytime a team holds the opposition to only six points, it usually signals an outstanding defensive performance — and that was also the case for L.A. on Sunday. With the Jets starting second-year quarterback Bryce Petty in place of injured veteran QB Ryan Fitzpatrick, the Rams allowed only 163 yards passing, 17 first downs, and held New York to 4-of-12 in third-down efficiency.

Sunday's game also marked the third in a row where the Rams' defense has allowed only one touchdown, a strong string of performances for coordinator Gregg Williams' unit.

With the victory, the Rams improve their record to 4-5 on the season. Staying with the AFC East for another week, L.A. will take on Miami at the Coliseum next Sunday.

**STARTING LINEUPS**

**LOS ANGELES RAMS**

WR 11	T. Austin	LDE 95	W. Hayes
LT 73	G. Robinson	LDT 99	A. Donald
LG 76	R. Saffold	RDT 90	M. Brockers
C 61	T. Barnes	RDE 94	R. Quinn
RG 69	C. Wichmann	MLB 52	A. Ogletree
RT 79	R. Havenstein	LB 59	J. Forrest
TE 88	L. Kendricks	LCB 33	E. Gaines
TE 89	T. Higbee	RCB 22	T. Johnson
WR 18	K. Britt	WS 26	M. Barron
RB 30	T. Gurley	FS 31	M. Alexander
QB 17	C. Keenum	SS 25	T. McDonald

**NEW YORK JETS**

WR 15	B. Marshall	DL 92	L. Williams
TE 82	B. Bostick	DL 99	S. McLendon
LT 71	B. Ijalana	DL 96	M. Wilkerson
LG 77	J. Carpenter	DL/OL 91	S. Richardson
C 76	W. Johnson	ILB 52	D. Harris
RG 67	B. Winters	ILB 55	L. Mauldin
RT 68	B. Giacomini	OLB 48	Jo. Jenkins
TE 83	E. Tomlinson	CB 41	B. Skrine
WR 81	Q. Enunwa	CB 24	D. Revis
RB 22	M. Forte	SS 25	C. Pryor
QB 9	B. Petty	FS 21	M. Gilchrist

K 4 G.Zuerlein, P 6 J.Hekker, WR 10 P.Cooper, WR 13 M.Thomas, WR 15 B.Marquez, DB 20 L.Joyner, RB 23 B.Cunningham, CB 32 T.Hill, RB 34 C.Reynolds, S 38 C.Davis, RB 39 M.Brown, DB 41 M.Christian, LS 44 J.McQuaide, TE 46 C.Harkey, LB 54 B.Hager, LB 58 C.Littleton, T 64 A.Donnal, C/G 65 D.Rhane, WR 83 B.Quick, DT 91 D.Easley, DT 92 C.Thomas, DL 93 E.Westbrooks, DE 97 E.Sims

K 2 N.Folk, P 4 L.Edwards, WR 11 R.Anderson, WR 17 C.Peake, DB 23 D.McDougle, RB 26 C.Spiller, CB 27 D.Roberts, RB 29 B.Powell, CB 30 N.Marshall, CB 32 J.Burris, S 39 A.Allen, S 45 R.Miles, LS 46 T.Purdum, LB 49 T.Jones, LB 50 D.Lee, LB 51 J.Stanford, LB 53 M.Catapano, G 70 D.Dozier, DL 75 A.Johnson, OL 79 B.Qvale, WR 89 J.Marshall, DL 93 D.Simon

**SCORING SUMMARY**

	1	2	3	4	OT	TOTAL	FIELD GOALS
<b>VISITOR</b> Los Angeles Rams	3	0	3	3	-	9	(20, 38, 34)
<b>HOME</b> New York Jets	0	6	0	0	-	6	( )

Clock				Visitor	Home
TEAM	Qtr	Time	Play (Extra Point) (Drive Info)		
Rams	1	9:37	G. Zuerlein 20 yd. Field Goal (12-73, 5:23)	3	0
Jets	2	12:35	B. Powell 4 yd. pass play by B. Petty (kick failed, WL) (9-99, 4:06)	3	6
Rams	3	0:20	G. Zuerlein 38 yd. Field Goal (15-55, 8:15)	6	6
Rams	4	6:52	G. Zuerlein 34 yd. Field Goal (10-36, 4:00)	9	6





## FINAL TEAM STATISTICS

	RAMS	JETS		RAMS	JETS
<b>TOTAL FIRST DOWNS</b>	<b>16</b>	<b>17</b>	<b>FGs - PATs Had Blocked</b>	<b>0-0</b>	<b>0-0</b>
By Rushing	6	6	Net Punting Average	53.0	38.0
By Passing	10	8	<b>TOTAL RETURN YARDAGE (W/O KOR)</b>	<b>45</b>	<b>10</b>
By Penalty	0	3	No. and Yards Punt Returns	4-38	4-10
<b>THIRD DOWN EFFICIENCY</b>	<b>6-17-35%</b>	<b>4-12-33%</b>	No. and Yards Kickoff Returns	1-18	3-59
<b>FOURTH DOWN EFFICIENCY</b>	<b>0-0-0%</b>	<b>0-0-0%</b>	No. and Yards Interception Returns	1-7	0-0
<b>TOTAL NET YARDS</b>	<b>280</b>	<b>296</b>	<b>PENALTIES Number and Yards</b>	<b>7-55</b>	<b>4-31</b>
Total Offensive Plays	67	58	<b>FUMBLES Number and Lost</b>	<b>1-0</b>	<b>1-0</b>
Average gain per offensive play	4.2	5.1	<b>TOUCHDOWNS</b>	<b>0</b>	<b>1</b>
<b>NET YARDS RUSHING</b>	<b>125</b>	<b>139</b>	Rushing	0	0
Total Rushing Plays	34	25	Passing	0	1
Average gain per rushing play	3.7	5.6	Returns	0	0
Tackles for a loss-number and yards	4-10	4-4	<b>EXTRA POINTS Made-Attempts</b>	<b>0-0</b>	<b>0-1</b>
<b>NET YARDS PASSING</b>	<b>155</b>	<b>157</b>	Kicking Made-Attempts	0-0	0-1
Times thrown - yards lost passing	3-10	1-6	<b>FIELD GOALS Made-Attempts</b>	<b>3-3</b>	<b>0-0</b>
Gross yards passing	165	163	<b>RED ZONE EFFICIENCY</b>	<b>0-3-0%</b>	<b>1-1-100%</b>
<b>PASS ATTEMPTS-COMP-HAD INT</b>	<b>30-17-0</b>	<b>32-19-1</b>	<b>GOAL TO GO EFFICIENCY</b>	<b>0-2-0%</b>	<b>1-1-100%</b>
Avg gain per pass play	4.7	4.8	<b>SAFETIES</b>	<b>0</b>	<b>0</b>
<b>KICKOFFS Number-In End Zone-TBs</b>	<b>4-2-1</b>	<b>2-2-1</b>	<b>FINAL SCORE</b>	<b>9</b>	<b>6</b>
<b>PUNTS Number and Average</b>	<b>7-51.7</b>	<b>8-42.8</b>	<b>TIME OF POSSESSION</b>	<b>34:29</b>	<b>25:31</b>
Had Blocked	0	0			

## FINAL INDIVIDUAL STATISTICS

LOS ANGELES RAMS										NEW YORK JETS									
<b>RUSHING</b>	<b>ATT</b>	<b>YDS</b>	<b>AVG</b>	<b>LG</b>	<b>TD</b>					<b>RUSHING</b>	<b>ATT</b>	<b>YDS</b>	<b>AVG</b>	<b>LG</b>	<b>TD</b>				
T. Gurley	21	64	3.0	13	0					M. Forte	20	98	4.9	28	0				
B. Cunningham	6	40	6.7	24	0					B. Powell	4	37	9.3	17	0				
C. Keenum	5	11	2.2	7	0					C. Spiller	1	4	4.0	4	0				
T. Austin	2	10	5.0	6	0					<b>Total</b>	<b>25</b>	<b>139</b>	<b>5.6</b>	<b>28</b>	<b>0</b>				
<b>Total</b>	<b>34</b>	<b>125</b>	<b>3.7</b>	<b>24</b>	<b>0</b>					<b>PASSING</b>	<b>ATT</b>	<b>CMP</b>	<b>YDS</b>	<b>SK/YD</b>	<b>TD</b>	<b>LG</b>	<b>IN</b>	<b>RT</b>	
<b>PASSING</b>	<b>ATT</b>	<b>CMP</b>	<b>YDS</b>	<b>SK/YD</b>	<b>TD</b>	<b>LG</b>	<b>IN</b>	<b>RT</b>		B. Petty	32	19	163	1/6	1	52	1	70.2	
C. Keenum	30	17	165	3/10	0	46	0	70.2		<b>Total</b>	<b>32</b>	<b>19</b>	<b>163</b>	<b>1/6</b>	<b>1</b>	<b>52</b>	<b>1</b>	<b>70.2</b>	
<b>Total</b>	<b>30</b>	<b>17</b>	<b>165</b>	<b>3/10</b>	<b>0</b>	<b>46</b>	<b>0</b>	<b>70.2</b>		<b>RECEIVING</b>	<b>NO</b>	<b>YDS</b>	<b>AVG</b>	<b>LG</b>	<b>TD</b>				
<b>RECEIVING</b>	<b>NO</b>	<b>YDS</b>	<b>AVG</b>	<b>LG</b>	<b>TD</b>					B. Powell	7	52	7.4	11	1				
K. Britt	7	109	15.6	46	0					B. Marshall	4	15	3.8	6	0				
B. Cunningham	3	7	2.3	6	0					R. Anderson	3	69	23.0	52	0				
T. Austin	2	19	9.5	20	0					M. Forte	2	11	5.5	7	0				
B. Quick	2	16	8.0	10	0					C. Peake	2	9	4.5	5	0				
T. Gurley	1	8	8.0	8	0					Q. Enunwa	1	7	7.0	7	0				
P. Cooper	1	6	6.0	6	0					<b>Total</b>	<b>20</b>	<b>225</b>	<b>11.3</b>	<b>28</b>	<b>1</b>				
L. Kendricks	1	0	0.0	0	0					<b>INTERCEPTIONS</b>	<b>NO</b>	<b>YDS</b>	<b>AVG</b>	<b>LG</b>	<b>TD</b>				
<b>Total</b>	<b>17</b>	<b>296</b>	<b>9.7</b>	<b>46</b>	<b>0</b>					N/A									
<b>INTERCEPTIONS</b>	<b>NO</b>	<b>YDS</b>	<b>AVG</b>	<b>LG</b>	<b>TD</b>					<b>Total</b>	<b>0</b>	<b>0</b>	<b>0.0</b>	<b>0</b>	<b>0</b>				
A. Ogletree	1	7	7.0	7	0					<b>PUNTING</b>	<b>NO</b>	<b>YDS</b>	<b>AVG</b>	<b>NET</b>	<b>TB/20</b>	<b>LG</b>			
<b>Total</b>	<b>1</b>	<b>7</b>	<b>7.0</b>	<b>7</b>	<b>0</b>					L. Edwards	8	342	42.8	38.0	0/2	59			
<b>PUNTING</b>	<b>NO</b>	<b>YDS</b>	<b>AVG</b>	<b>NET</b>	<b>TB/20</b>	<b>LG</b>				<b>Total</b>	<b>8</b>	<b>342</b>	<b>42.8</b>	<b>38.0</b>	<b>0/2</b>	<b>59</b>			
J. Hekker	7	362	51.7	50.3	0/4	78				<b>PUNT RETURNS</b>	<b>NO</b>	<b>YDS</b>	<b>AVG</b>	<b>FC</b>	<b>LG</b>	<b>TD</b>			
<b>Total</b>	<b>7</b>	<b>362</b>	<b>51.7</b>	<b>50.3</b>	<b>0/4</b>	<b>78</b>				J. Marshall	3	10	3.3	2	10	0			
<b>PUNT RETURNS</b>	<b>NO</b>	<b>YDS</b>	<b>AVG</b>	<b>FC</b>	<b>LG</b>	<b>TD</b>				N. Marshall	1	0	0.0	0	0	0			
T. Austin	4	38	9.5	1	15	0				[DOWNED]	1	0	0.0	0	0	0			
P. Cooper	0	0	0.0	2	0	0				<b>Total</b>	<b>4</b>	<b>10</b>	<b>2.5</b>	<b>2</b>	<b>10</b>	<b>0</b>			
[Downed]	1	0	0.0	0	0	0				<b>KICKOFF RETURNS</b>	<b>NO</b>	<b>YDS</b>	<b>AVG</b>	<b>FC</b>	<b>LG</b>	<b>TD</b>			
<b>Total</b>	<b>4</b>	<b>38</b>	<b>9.5</b>	<b>3</b>	<b>15</b>	<b>0</b>				C. Spiller	3	59	19.7	0	23	0			
<b>KICKOFF RETURNS</b>	<b>NO</b>	<b>YDS</b>	<b>AVG</b>	<b>FC</b>	<b>LG</b>	<b>TD</b>				[TOUCHBACK]	1	0	0.0	0	0	0			
B. Cunningham	1	10	10.0	0	10	0				<b>Total</b>	<b>4</b>	<b>59</b>	<b>19.7</b>	<b>0</b>	<b>23</b>	<b>0</b>			
[TOUCHBACK]	1	0	0.0	0	0	0													
<b>Total</b>	<b>1</b>	<b>25</b>	<b>10.0</b>	<b>0</b>	<b>25</b>	<b>0</b>													



# 10

## LOS ANGELES 10, MIAMI DOLPHINS 14

November 20, 2016 - Los Angeles Memorial Coliseum - Los Angeles, Calif.



**WEATHER:** Rain 63 degrees, 3 MPH SE wind - **ATTENDANCE:** 83,483 - **TIME:** 1:05 p.m. PT

On a rare rainy day in Los Angeles, the Rams were in control of their matchup against the Dolphins for three-and-a-half quarters.

Though Miami quarterback Ryan Tannehill had just 56 yards passing through three quarters, he finished with 172 and two touchdowns with one interception after engineering two fourth-quarter touchdown drives for a 14-point comeback.

The first came after Zuerlein's missed field goal. Though the Dolphins started at their own 23-yard line after a personal foul backed them up 15 yards, they moved down the field efficiently. An unnecessary roughness penalty called on middle linebacker Alec Ogletree advanced Miami into Los Angeles territory. And then a few plays later, wide receiver Jarvis Landry reached the end zone with his teammates pushing him in a pile across the goal line.

The Dolphins now within three points, the Rams had a chance to put the game on ice with 4:02 left in the contest. But a false start penalty set the Rams back five yards on second down, and Goff's third-down pass was short of the sticks, forcing L.A. to punt with 2:18 left.

From Miami's own 25, Tannehill completed a 15-yard pass and then had 15 more tacked on as defensive tackle Aaron Donald was called for a roughing the passer penalty. Six plays later, Tannehill connected with wideout DeVante Parker in the front corner of the end zone for a nine-yard touchdown with 40 seconds to go.

With the loss, the Rams have fallen to 4-6 on the season. They will be back on the road next week against a likely well-rested New Orleans team, as the Saints played on Thursday Night Football for Week 11.

### STARTING LINEUPS

#### MIAMI DOLPHINS

#### LOS ANGELES RAMS

WR 10	K. Stills	DE 91	C. Wake	WR 11	T. Austin	LDE 95	W. Hayes
LT 67	L. Tunsil	DT 93	N. Suh	LT 73	G. Robinson	LDT 99	A. Donald
LG 60	K. Urbik	DT 97	J. Phillips	LG 76	R. Saffold	RDT 90	M. Brockers
C 65	A. Steen	DE 50	A. Branch	C 61	T. Barnes	RDE 94	R. Quinn
RG 74	J. Bushrod	LB 46	N. Hewitt	RG 69	C. Wichmann	MLB 52	A. Ogletree
RT 70	J. James	LB 47	K. Alonso	RT 79	R. Havenstein	MCB 59	L. Joyner
TE 80	D. Sims	LB 56	D. Butler	TE 88	L. Kendrick	LCB 33	E. Gaines
QB 17	R. Tannehill	CB 41	B. Maxwell	TE 89	T. Higbee	RCB 22	T. Johnson
RB 23	J. Ajayi	CB 36	T. Lippett	WR 18	K. Britt	WS 26	M. Barron
WR 14	J. Landry	S 24	I. Abdul-Quddus	RB 30	T. Gurley	FS 31	M. Alexander
WR 11	D. Parker	S 31	M. Thomas	QB 16	J. Goff	SS 25	T. McDonald

K 3 A.Franks, P 4 M.Darr, WR 19 J.Grant, CB 21 J.Lucas, RB 26 D.Williams, CB 28 B.McCain, S 30 B.Rambo, RB 32 K.Drake, S 35 W.Aikens, CB 40 L.Pitts, LB 42 S.Paysinger, LB 45 M.Hull, TE 48 M.Gray, LB 49 Z.Vigil, C 64 J.Brendel, T 79 S.Young, TE 85 D.Jones, WR 88 L.Carroo, DT 90 E.Mitchell, LS 92 J.Denney, DT 96 L.Orr, DE 98 J.Jones

K 4 G.Zuerlein, P 6 J.Hekker, WR 10 P.Cooper, WR 13 M.Thomas, WR 15 B.Marquez, DB 21 D.Gratz, RB 23 B.Cunningham, RB 34 C.Reynolds, S 38 C.Davis, RB 39 M.Brown, DB 41 M.Christian, LS 44 J.McQuaide, TE 46 C.Harkey, LB 54 B.Hager, LB 58 C.Littleton, LB 59 J.Forrest, T 64 A.Donnal, C/G 65 D.Rhane, WR 83 B.Quick, DT 91 D.Easley, DT 92 C.Thomas, DL 93 E.Westbrooks, DE 97 E.Sims

### SCORING SUMMARY

		1	2	3	4	OT	TOTAL	FIELD GOALS
VISITOR	Miami Dolphins	0	0	0	14	-	14	( )
HOME	Los Angeles Rams	7	0	3	0	-	10	(46, 48LU)

#### Clock

TEAM	Qtr	Time	Play (Extra Point) (Drive Info)	Visitor	Home
Rams	1	9:47	T. Gurley 24 yd. run (G. Zuerlein kick) (4-68, 1:55)	0	7
Rams	3	1:39	G. Zuerlein 46 yd. Field Goal (10-49, 6:05)	0	10
Dolphins	4	4:02	J. Landry 10 yd. pass from R. Tannehill (A. Franks kick) (8-77, 2:38)	7	10
Dolphins	4	0:36	D. Parker 9 yd. pass from R. Tannehill (A. Franks kick) (7-75, 1:35)	14	10



## FINAL TEAM STATISTICS

	DOLPHINS	RAMS		DOLPHINS	RAMS
<b>TOTAL FIRST DOWNS</b>	17	13	<b>FGs - PATs Had Blocked</b>	0-0	0-0
By Rushing	5	3	Net Punting Average	42.6	45.4
By Passing	10	6	<b>TOTAL RETURN YARDAGE (W/O KOR)</b>	1	27
By Penalty	2	3	No. and Yards Punt Returns	1-1	5-27
<b>THIRD DOWN EFFICIENCY</b>	1-11-9%	2-13-15%	No. and Yards Kickoff Returns	1-18	2-86
<b>FOURTH DOWN EFFICIENCY</b>	0-0-0%	1-1-100%	No. and Yards Interception Returns	0-0	1-0
<b>TOTAL NET YARDS</b>	240	227	<b>PENALTIES Number and Yards</b>	8-82	8-70
Total Offensive Plays	57	60	<b>FUMBLES Number and Lost</b>	0-0	1-1
Average gain per offensive play	4.2	3.8	<b>TOUCHDOWNS</b>	2	1
<b>NET YARDS RUSHING</b>	98	102	Rushing	0	1
Total Rushing Plays	19	28	Passing	2	0
Average gain per rushing play	5.2	3.6	Returns	0	0
Tackles for a loss-number and yards	4-7	4-7	<b>EXTRA POINTS Made-Attempts</b>	2-2	1-1
<b>NET YARDS PASSING</b>	142	125	Kicking Made-Attempts	2-2	1-1
Times thrown - yards lost passing	4-30	1-9	<b>FIELD GOALS Made-Attempts</b>	0-0	1-2
Gross yards passing	172	134	<b>RED ZONE EFFICIENCY</b>	1-1-100%	0-0-0%
<b>PASS ATTEMPTS-COMP-HAD INT</b>	34-24-1	31-17-0	<b>GOAL TO GO EFFICIENCY</b>	0-0-0%	0-0-0%
Avg gain per pass play	3.7	3.9	<b>SAFETIES</b>	0	0
<b>KICKOFFS Number-In End Zone-TBs</b>	3-3-1	3-3-2	<b>FINAL SCORE</b>	14	10
<b>PUNTS Number and Average</b>	10-45.3	8-45.5	<b>TIME OF POSSESSION</b>	28:41	31:19
Had Blocked	0	0			

## FINAL INDIVIDUAL STATISTICS

MIAMI DOLPHINS										LOS ANGELES RAMS									
<b>RUSHING</b>										<b>RUSHING</b>									
J. Ajayi	16	77	4.8	36	0					T. Gurley	20	76	3.8	24t	1				
R. Tannehill	2	19	9.5	10	0					J. Goff	4	11	2.8	6	0				
K. Drake	1	2	2.0	2	0					T. Austin	2	8	4.0	7	0				
<b>Total</b>	<b>19</b>	<b>98</b>	<b>5.2</b>	<b>36</b>	<b>0</b>					<b>Total</b>	<b>34</b>	<b>125</b>	<b>3.6</b>	<b>24t</b>	<b>1</b>				
<b>PASSING</b>										<b>PASSING</b>									
R. Tannehill	34	24	172	4/30	2	15	1		89.3	J. Goff	31	17	134	1/9	0	21	0		65.8
<b>Total</b>	<b>34</b>	<b>24</b>	<b>172</b>	<b>4/30</b>	<b>2</b>	<b>15</b>	<b>1</b>		<b>89.3</b>	<b>Total</b>	<b>31</b>	<b>17</b>	<b>134</b>	<b>1/9</b>	<b>0</b>	<b>21</b>	<b>0</b>		<b>65.8</b>
<b>RECEIVING</b>										<b>RECEIVING</b>									
D. Parker	8	79	9.9	15	1					K. Britt	5	43	8.6	19	0				
J. Landry	5	28	5.6	12	1					L. Kendricks	4	38	9.5	20	0				
K. Stills	4	33	8.3	15	0					B. Quick	3	21	7.0	9	0				
D. Sims	3	20	6.7	9	0					T. Higbee	2	4	2.0	3	0				
J. Ajayi	3	7	2.3	8	0					T. Austin	1	21	21.0	21	0				
M. Gray	1	5	5.0	5	0					P. Cooper	1	10	10.0	10	0				
<b>Total</b>	<b>24</b>	<b>172</b>	<b>7.2</b>	<b>15</b>	<b>2</b>					<b>Total</b>	<b>17</b>	<b>134</b>	<b>7.9</b>	<b>21</b>	<b>0</b>				
<b>INTERCEPTIONS</b>										<b>INTERCEPTIONS</b>									
N/A										M. Alexander	1	0	0.0	0	0				
<b>Total</b>	<b>0</b>	<b>0</b>	<b>0.0</b>	<b>0</b>	<b>0</b>					<b>Total</b>	<b>1</b>	<b>0</b>	<b>0.0</b>	<b>0</b>	<b>0</b>				
<b>PUNTING</b>										<b>PUNTING</b>									
M. Darr	10	453	45.3	42.6	0/2	54				J. Hekker	8	364	45.5	45.4	0/5	61			
<b>Total</b>	<b>10</b>	<b>453</b>	<b>45.3</b>	<b>42.6</b>	<b>0/2</b>	<b>54</b>				<b>Total</b>	<b>8</b>	<b>364</b>	<b>45.5</b>	<b>45.4</b>	<b>0/5</b>	<b>61</b>			
<b>PUNT RETURNS</b>										<b>PUNT RETURNS</b>									
J. Landry	1	1	1.0	2	1	0				T. Austin	4	30	7.5	2	12	0			
J. Grant	1	0	0.0	0	0	0				P. Cooper	1	-3	-3.0	0	-3	0			
[DOWNED]	1	0	0.0	0	0	0				[DOWNED]	1	0	0.0	0	0	0			
[OUT OF BOUNDS]	3	0	0.0	0	0	0				[OUT OF BOUNDS]	2	0	0.0	0	0	0			
<b>Total</b>	<b>1</b>	<b>1</b>	<b>1.0</b>	<b>2</b>	<b>1</b>	<b>0</b>				<b>Total</b>	<b>5</b>	<b>27</b>	<b>5.4</b>	<b>2</b>	<b>12</b>	<b>0</b>			
<b>KICKOFF RETURNS</b>										<b>KICKOFF RETURNS</b>									
K. Drake	1	18	18.0	0	18	0				B. Cunningham	2	86	43.0	0	44	0			
[TOUCHBACK]	1	0	0.0	0	0	0				[TOUCHBACK]	1	0	0.0	0	0	0			
<b>Total</b>	<b>1</b>	<b>18</b>	<b>18.0</b>	<b>0</b>	<b>18</b>	<b>0</b>				<b>Total</b>	<b>2</b>	<b>86</b>	<b>43.0</b>	<b>0</b>	<b>44</b>	<b>0</b>			





**WEATHER:** Dome - **ATTENDANCE:** 73,067 - **TIME:** 10:00 a.m. PT

While Sunday's matchup between the Rams and Saints appeared to get off to a promising start, the ultimate result was a drubbing. Down just 28-21 at halftime, Los Angeles surrendered 21 unanswered points in the second half to lose 49-21. It's the highest point output the Rams have allowed all season.

In the first half, it looked like the L.A. might be able to contend with New Orleans' formidable attack. The Rams took a 14-7 lead early before 15 seconds had ticked off the clock in the second quarter, marking the first time in four games they'd scored more than 10 points. They added another touchdown just before halftime to score at least 20 points for just the third time this season. But the visitors could not find any of the same success in the third or fourth quarters.

This game featured plenty of 'firsts' for Goff — his first career start on the road, his first career touchdown, and first career successful two-minute drive. But he also fumbled on a sack deep in the Rams' territory, leading to a Saints touchdown. And the rookie threw a third-quarter interception.

Overall, Goff finished 20-of-32 passing for 214 yards with three touchdowns and one pick.

Goff's first career touchdown came on Los Angeles' opening drive, as the quarterback found wide receiver Tavon Austin in the end zone for a 24-yard scoring strike.

With the loss, the Rams are now 4-7 on the season. They will head to Massachusetts to take on the Patriots for Week 13.

### STARTING LINEUPS

#### LOS ANGELES RAMS

WR 11	T. Austin	LDE 95	W. Hayes
LT 73	R. Saffold	LDT 99	A. Donald
LG 76	J. Brown	RDT 90	M. Brockers
C 61	T. Barnes	RDE 94	R. Quinn
RG 69	C. Wichmann	MLB 52	A. Ogletree
RT 79	R. Havenstein	MCB 59	L. Joyner
TE 88	L. Kendricks	LCB 33	E. Gaines
TE 89	T. Higbee	RCB 22	T. Johnson
WR 18	K. Britt	WS 26	M. Barron
RB 30	T. Gurley	FS 31	M. Alexander
QB 16	J. Goff	SS 25	T. McDonald

#### NEW ORLEANS SAINTS

WR 10	B. Cooks	DE 99	P. Kruger
LT 72	T. Armstead	DT 95	T. Davison
LG 75	A. Peat	DT 90	N. Fairley
C 60	M. Unger	DE 94	C. Jordan
RG 73	J. Evans	WILL 59	D. Ellerbe
RT 64	Z. Strief	MLB 52	C. Robertson
TE 82	C. Fleener	NB 48	V. Bell
WR 87	T. Lewis	CB 40	D. Breaux
QB 9	D. Brees	SS 32	K. Vaccaro
RB 22	M. Ingram	FS 31	J. Byrd
WR 83	W. Snead	CB 24	S. Moore

K 4 G.Zuerlein, P 6 J.Hekker, WR 10 P.Cooper, WR 13 M.Thomas, WR 15 B.Marquez, RB 23 B.Cunningham, DB 24 B.Countess, RB 34 C.Reynolds, S 38 C.Davis, RB 39 M.Brown, DB 41 M.Christian, LS 44 J.McQuaide, TE 46 C.Harkey, LB 54 B.Hager, LB 55 N.Grigsby, LB 58 C.Littleton, T 64 A.Donnal, C/G 65 D.Rhaney, WR 83 B.Quick, DT 91 D.Easley, DT 92 C.Thomas, DL 93 E.Westbrooks, DE 97 E.Sims

K 3 W.Lutz, P 6 T.Morstead, WR 13 M.Thomas, WR 16 B.Coleman, CB 28 B.Webb, FB 29 J.Kuhn, RB 34 T.Hightower, DB 37 C.Banjo, RB 38 T.Cadet, S 41 R.Harper, DB 46 K.Crawley, LS 47 J.Drescher, DB 49 S.Keo, LB 50 S.Anthony, LB 54 N.Stupar, DE 55 D.Tapp, C/G 65 S.Kelemete, G 68 T.Lelito, TE 86 J.Phillips, TE 89 J.Hill, DE 91 K.Edebal, DE 93 D.Onyemata, DT 98 S.Rankins

### SCORING SUMMARY

		1	2	3	4	OT	TOTAL	FIELD GOALS
<b>VISITOR</b>	Los Angeles Rams	7	14	0	0	-	21	( )
<b>HOME</b>	New Orleans Saints	7	21	14	7	-	49	( )

#### Clock

TEAM	Qtr	Time	Play (Extra Point) (Drive Info)	Visitor	Home
Rams	1	12:08	T. Austin 24 yd. pass from J. Goff (G. Zuerlein kick) (6-75, 2:52)	7	0
Saints	1	2:45	B. Coleman 3 yd. pass from D. Brees (W. Lutz kick) (9-51, 4:33)	7	7
Rams	2	14:43	K. Britt 6 yd. pass from J. Goff (G. Zuerlein kick) (1-6, 0:04)	14	7
Saints	2	9:38	M. Ingram 10 yd. run (W. Lutz kick) (9-75, 5:05)	14	14
Saints	2	7:46	D. Brees 1 yd. run (W. Lutz kick) (4-10, 1:39)	14	21
Saints	2	2:24	M. Thomas 6 yd. pass from D. Brees (W. Lutz kick) (8-78, 3:45)	14	28
Rams	2	0:55	L. Kendricks 15 yd. pass from J. Goff (G. Zuerlein kick) (8-79, 1:29)	21	28
Saints	3	12:58	M. Ingram 21 yd. pass from D. Brees (W. Lutz kick) (4-75, 2:02)	21	35
Saints	3	3:42	M. Thomas 21 yd. pass from D. Brees (W. Lutz kick) (7-92, 3:17)	21	42
Saints	4	10:15	T. Hightower 50 yd. pass from W. Snead (W. Lutz kick) (7-81, 4:45)	21	49



# FINAL TEAM STATISTICS

	RAMS	SAINTS		RAMS	SAINTS
<b>TOTAL FIRST DOWNS</b>	<b>13</b>	<b>27</b>	<b>FGs - PATs Had Blocked</b>	<b>0-0</b>	<b>0-0</b>
By Rushing	4	9	Net Punting Average	47.7	32.8
By Passing	8	17	<b>TOTAL RETURN YARDAGE (W/O KOR)</b>	<b>8</b>	<b>8</b>
By Penalty	1	1	No. and Yards Punt Returns	1-8	2-8
<b>THIRD DOWN EFFICIENCY</b>	<b>2-10-20%</b>	<b>6-13-46%</b>	No. and Yards Kickoff Returns	6-163	1-18
<b>FOURTH DOWN EFFICIENCY</b>	<b>0-1-0%</b>	<b>2-2-100%</b>	No. and Yards Interception Returns	0-0	1-0
<b>TOTAL NET YARDS</b>	<b>247</b>	<b>555</b>	<b>PENALTIES Number and Yards</b>	<b>6-62</b>	<b>6-45</b>
Total Offensive Plays	52	71	<b>FUMBLES Number and Lost</b>	<b>1-1</b>	<b>1-0</b>
Average gain per offensive play	4.8	7.8	<b>TOUCHDOWNS</b>	<b>2</b>	<b>7</b>
<b>NET YARDS RUSHING</b>	<b>69</b>	<b>209</b>	Rushing	0	2
Total Rushing Plays	17	32	Passing	3	5
Average gain per rushing play	4.1	6.5	Returns	0	0
Tackles for a loss-number and yards	1-2	6-14	<b>EXTRA POINTS Made-Attempts</b>	<b>3-3</b>	<b>7-7</b>
<b>NET YARDS PASSING</b>	<b>178</b>	<b>346</b>	Kicking Made-Attempts	3-3	7-7
Times thrown - yards lost passing	3-36	2-14	<b>FIELD GOALS Made-Attempts</b>	<b>0-0</b>	<b>0-0</b>
Gross yards passing	214	360	<b>RED ZONE EFFICIENCY</b>	<b>2-2-100%</b>	<b>5-5-100%</b>
<b>PASS ATTEMPTS-COMP-HAD INT</b>	<b>32-20-1</b>	<b>37-29-0</b>	<b>GOAL TO GO EFFICIENCY</b>	<b>1-1-100%</b>	<b>3-3-100%</b>
Avg gain per pass play	5.1	8.9	<b>SAFETIES</b>	<b>0</b>	<b>0</b>
<b>KICKOFFS Number-In End Zone-TBs</b>	<b>4-3-3</b>	<b>8-5-2</b>	<b>FINAL SCORE</b>	<b>21</b>	<b>49</b>
<b>PUNTS Number and Average</b>	<b>6-49.0</b>	<b>4-44.8</b>	<b>TIME OF POSSESSION</b>	<b>24:04</b>	<b>35:56</b>
Had Blocked	0	0			

# FINAL INDIVIDUAL STATISTICS

LOS ANGELES RAMS							NEW ORLEANS SAINTS										
<b>RUSHING</b>	<b>ATT</b>	<b>YDS</b>	<b>AVG</b>	<b>LG</b>	<b>TD</b>		<b>RUSHING</b>	<b>ATT</b>	<b>YDS</b>	<b>AVG</b>	<b>LG</b>	<b>TD</b>					
T. Gurley	13	50	3.8	13	0		M. Ingram	14	146	10.4	61	1					
T. Austin	1	10	10.0	10	0		T. Hightower	15	51	3.4	30	0					
M. Brown	3	9	3.0	4	0		T. Lewis	1	7	7.0	7	0					
<b>Total</b>	<b>17</b>	<b>69</b>	<b>4.1</b>	<b>13</b>	<b>0</b>		J. Kuhn	1	4	4.0	4	0					
							D. Brees	1	1	1.0	1	1					
							<b>Total</b>	<b>19</b>	<b>98</b>	<b>5.2</b>	<b>36</b>	<b>0</b>					
<b>PASSING</b>	<b>ATT</b>	<b>CMP</b>	<b>YDS</b>	<b>SK/YD</b>	<b>TD</b>	<b>LG</b>	<b>IN</b>	<b>RT</b>	<b>PASSING</b>	<b>ATT</b>	<b>CMP</b>	<b>YDS</b>	<b>SK/YD</b>	<b>TD</b>	<b>LG</b>	<b>IN</b>	<b>RT</b>
J. Goff	32	20	214	3/36	3	31	1	100.3	D. Brees	36	28	310	2/14	4	35	0	139.6
<b>Total</b>	<b>32</b>	<b>20</b>	<b>214</b>	<b>3/36</b>	<b>3</b>	<b>31</b>	<b>1</b>	<b>100.3</b>	W. Snead	1	1	50	0/0	1	50t	0	158.3
									<b>Total</b>	<b>35</b>	<b>29</b>	<b>360</b>	<b>2/14</b>	<b>5</b>	<b>50t</b>	<b>0</b>	<b>146.8</b>
<b>RECEIVING</b>	<b>NO</b>	<b>YDS</b>	<b>AVG</b>	<b>LG</b>	<b>TD</b>		<b>RECEIVING</b>	<b>NO</b>	<b>YDS</b>	<b>AVG</b>	<b>LG</b>	<b>TD</b>					
K. Britt	5	52	10.4	17	1		M. Thomas	9	108	12.0	35	2					
L. Kendricks	4	51	12.8	24	1		J. Hill	6	74	12.3	35	0					
T. Austin	4	45	11.3	24t	1		W. Snead	5	38	7.6	16	0					
T. Gurley	4	39	9.8	31	0		C. Fleener	4	59	14.8	31	0					
B. Marquez	1	12	12.0	12	0		T. Hightower	2	54	27.0	50t	1					
B. Quick	1	3	3.0	3	0		M. Ingram	1	21	21.0	21t	1					
<b>Total</b>	<b>20</b>	<b>214</b>	<b>10.7</b>	<b>31</b>	<b>3</b>		J. Kuhn	1	3	3.0	3	0					
							B. Coleman	1	3	3.0	3t	1					
							<b>Total</b>	<b>35</b>	<b>360</b>	<b>12.4</b>	<b>50t</b>	<b>5</b>					
<b>INTERCEPTIONS</b>	<b>NO</b>	<b>YDS</b>	<b>AVG</b>	<b>LG</b>	<b>TD</b>		<b>INTERCEPTIONS</b>	<b>NO</b>	<b>YDS</b>	<b>AVG</b>	<b>LG</b>	<b>TD</b>					
N/A	-	-	-	-	-		K. Vaccaro	1	0.0	0.0	0	0					
<b>Total</b>	<b>-</b>	<b>-</b>	<b>-</b>	<b>-</b>	<b>-</b>		<b>Total</b>	<b>1</b>	<b>0.0</b>	<b>0.0</b>	<b>0</b>	<b>0</b>					
<b>PUNTING</b>	<b>NO</b>	<b>YDS</b>	<b>AVG</b>	<b>NET</b>	<b>TB/120</b>	<b>LG</b>	<b>INTERCEPTIONS</b>	<b>NO</b>	<b>YDS</b>	<b>AVG</b>	<b>LG</b>	<b>TD</b>					
J. Hekker	6	294	49.0	47.7	0/2	68	K. Vaccaro	1	0.0	0.0	0	0					
<b>Total</b>	<b>6</b>	<b>294</b>	<b>49.0</b>	<b>47.7</b>	<b>0/2</b>	<b>68</b>	<b>Total</b>	<b>1</b>	<b>0.0</b>	<b>0.0</b>	<b>0</b>	<b>0</b>					
<b>PUNT RETURNS</b>	<b>NO</b>	<b>YDS</b>	<b>AVG</b>	<b>FC</b>	<b>LG</b>	<b>TD</b>	<b>PUNTING</b>	<b>NO</b>	<b>YDS</b>	<b>AVG</b>	<b>NET</b>	<b>TB/120</b>	<b>LG</b>				
T. Austin	1	8	8.0	1	8	0	T. Morstead	4	179	44.8	32.8	2/2	59				
[TOUCHBACK]	2	0	0.0	0	0	0	<b>Total</b>	<b>4</b>	<b>179</b>	<b>44.8</b>	<b>32.8</b>	<b>2/2</b>	<b>59</b>				
<b>Total</b>	<b>1</b>	<b>8</b>	<b>8.0</b>	<b>1</b>	<b>8</b>	<b>0</b>	<b>PUNT RETURNS</b>	<b>NO</b>	<b>YDS</b>	<b>AVG</b>	<b>FC</b>	<b>LG</b>	<b>TD</b>				
							T. Lewis	2	8	4.0	2	8	0				
							J. Byrd	0	0	0.0	1	0	0				
							[DOWNED]	1	0	0.0	0	0	0				
							<b>Total</b>	<b>2</b>	<b>8</b>	<b>4.0</b>	<b>3</b>	<b>8</b>	<b>0</b>				
<b>KICKOFF RETURNS</b>	<b>NO</b>	<b>YDS</b>	<b>AVG</b>	<b>FC</b>	<b>LG</b>	<b>TD</b>	<b>KICKOFF RETURNS</b>	<b>NO</b>	<b>YDS</b>	<b>AVG</b>	<b>FC</b>	<b>LG</b>	<b>TD</b>				
B. Cunningham	5	163	32.6	0	61	0	T. Lewis	1	18	18.0	0	18	0				
C. Reynolds	1	0	0.0	0	0	0	[TOUCHBACK]	3	0	0.0	0	0	0				
[TOUCHBACK]	2	0	0.0	0	0	0	<b>Total</b>	<b>1</b>	<b>18</b>	<b>18.0</b>	<b>0</b>	<b>18</b>	<b>0</b>				
<b>Total</b>	<b>6</b>	<b>163</b>	<b>27.2</b>	<b>0</b>	<b>61</b>	<b>0</b>											





# 31 | MAURICE ALEXANDER

Position:	Safety
Ht./Wt.:	6-1/220
Birth Date:	2/16/91
College:	Utah State
Hometown:	St. Louis, Mo.
Experience:	3rd year (3rd Rams)
Acquired:	D4-2014 (110th)

Career GP/GS (Playoffs): 34/16 (0/0)



**TRANSACTIONS:** Selected by the Rams in the fourth round (110th overall) of the 2014 NFL Draft (5/10/14).

**2016 SEASON:** **Week 1 at San Francisco (9/12):** Started at safety...registered three solo tackles and recorded two passes defended...**Week 2 vs. Seattle (9/18):** Started at safety and recorded four total tackles (two solo) and one pass defended...**Week 3 at Tampa Bay (9/25):** Started at safety...registered six total tackles and two passes defended...also compiled a team-high 11 quarterback pressures, to establish a new personal best...**Week 4 at Arizona (10/2):** Started at free safety...recorded six tackles (five solo)...sacked QB Carson Palmer for a nine-yard loss, Alexander's third career sack...**Week 5 vs. Buffalo (10/9):** Started at safety...finished the day with three tackles (one solo)...**Week 6 at Detroit (10/16):** Started at free safety...registered two tackles (one solo)...**Week 7 vs. New York Giants (10/23):** Started at free safety...recorded four tackles and one quarterback pressure...**Week 9 vs. Carolina (11/6):** Started at free safety...registered four tackles (two solo)...**Week 10 at New York Jets (11/13):** Started at free safety...tied a season-high with six tackles (five solo)...**Week 11 vs. Miami (11/20):** Started at free safety...recorded four tackles (three solo)...notched his first career interception when he picked off Dolphins QB Ryan Tannehill in the end zone in the third quarter...**Week 12 at New Orleans (11/27):** Started at free safety...tied a season-best with six tackles (three solo).

**2015 SEASON:** Started five games at safety...collected 40 tackles (29 solo), 2.0 sacks, three quarterback hits and two passes defended...**at San Francisco (1/3/16):** Started at safety...notched a career-high nine tackles (eight solo)...**vs. Tampa Bay (12/17):** Started at safety...tallied eight tackles (seven solo) and one pass defended...**vs. Detroit (12/13):** Started at safety...registered eight tackles (six solo)...**vs. Arizona (12/6):** Saw action on defense and special teams...sacked Arizona QB Carson Palmer for a loss of nine yards, his second sack of the season...also had one solo tackle and one quarterback hit on defense...**at Minnesota (11/8):** Made his first NFL start...recorded his first career sack on Vikings QB Shaun Hill...also had four tackles (two solo)...added one special teams tackle.

**2014 SEASON:** Appeared in nine games and registered seven special teams tackles...**at Tampa Bay (9/14):** Made his NFL debut...saw action on special teams.

**COLLEGE:** Received All-Mountain West Conference honorable mention following 2013 season...started 21-of-25 games at strong safety for Utah State, finishing with 125 tackles (67 solo), including 6.5 sacks for minus 43 yards and 16 stops for losses of 73 yards...had one interception, seven pass deflections, two forced fumbles and a fumble recovery...started 13 games at strong safety during the 2013 season, recorded 80 tackles (40 solo) with 3.5 sacks for minus 27 yards and nine stops for losses of 47 yards...recovered one fumble and caused another...had one interception to go with six pass deflections...was not a member of Utah State's football program in 2012...2011 was his first season at Utah State, started eight games and played in 12, recorded 45 tackles (27 solo), 3.0 sacks for minus 16 yards and seven stops for losses totaling 26 yards...also had two quarterback hurries and one pass break-up...was a two-time first-team all-Western States Football League and first-team all-Region I selection at Arizona Western College...helped the Matadors to back-to-back league championships, including a 10-2 record in 2010, the first back-to-back bowl appearances for Arizona Western since 1980-81...led the WSFL and ranked 19th in National Junior College Athletic Association (NJCAA) with 98 tackles, including 19.0 for loss with 8.0 sacks, four pass break-ups, one interception and one forced fumble...the 19.0 tackles for loss was second in the NJCAA, while the 116 yards loss ranked first...finished two-year career with 179 tackles, 15.0 sacks and four interceptions.

**PERSONAL:** A two-year all-state Missouri Class 5A, two-time all-conference and two-year all-metro honoree at Eureka (Mo.) High School, helping the Wildcats to a pair of district championships, advancing to the state semi-finals twice...posted 134 tackles with 18.0 sacks his senior season...was also an all-state performer in wrestling and track, finishing third at the state wrestling championships...graduated from Utah State in the fall of 2013 with an interdisciplinary studies degree emphasizing in sociology and physical education...participated in numerous community events, including the St. Louis Rams Training Academy Youth Football Camp and United Way Kickoff for Charity Luncheon...son of Maurice Alexander and Lynette McAlpine...resides in Los Angeles, Calif.

# MAURICE ALEXANDER NFL STATISTICS

## REGULAR SEASON

Year	Team	G/S	Tackles				Interceptions				Fumbles				
			Total	Solo	Asst	Sk	Yds	Int	Yds	Lg	TD	PD	FF	FR	Yds
2014	RAMS	9/0	0	0	0	0.0	0.0	0	0	0	0	0	0	0	0
2015	RAMS	14/5	40	29	11	2.0	20.0	0	0	0	0	2	0	0	0
2016	RAMS	11/11	49	33	16	1.0	9.0	1	0	0	0	5	0	0	0
Total		34/16	89	62	27	3.0	29.0	1	0	0	0	7	0	0	0

**ADDITIONAL CAREER STATISTICS:** Special Teams Tackles: 2015 (4), 2014 (7).

# MAURICE ALEXANDER GAME-BY-GAME STATISTICS

## 2016 LOS ANGELES RAMS

Game	W/L	P/S	T	S	A	Sk	Yds	Int	Yds	Lg	TD	PD	FF	FR	Yds
@SF 9/12	L	1/1	4	3	1	0.0	0	0	0	0	2	0	0	0	0
SEA 9/18	W	1/1	4	2	2	0.0	0	0	0	0	1	0	0	0	0
@TB 9/25	W	1/1	6	4	2	0.0	0	0	0	0	2	0	0	0	0
@ARI 10/2	W	1/1	6	5	1	1.0	9	0	0	0	0	0	0	0	0
BUF 10/9	L	1/1	3	1	2	0.0	0	0	0	0	0	0	0	0	0
@DET 10/16	L	1/1	2	1	1	0.0	0	0	0	0	0	0	0	0	0
NYG 10/23	L	1/1	4	4	0	0.0	0	0	0	0	0	0	0	0	0
CAR 11/6	L	1/1	4	2	2	0.0	0	0	0	0	0	0	0	0	0
@NYJ 11/13	W	1/1	6	5	1	0.0	0	0	0	0	0	0	0	0	0
MIA 11/20	L	1/1	4	3	1	0.0	0	1	0	0	0	0	0	0	0
@NO 11/27	L	1/1	6	3	3	0.0	0	0	0	0	0	0	0	0	0
@NE 12/4	-	0/0	0	0	0	0.0	0	0	0	-	0	0	0	0	0
ATL 12/11	-	0/0	0	0	0	0.0	0	0	0	-	0	0	0	0	0
@SEA 12/15	-	0/0	0	0	0	0.0	0	0	0	-	0	0	0	0	0
SF 12/24	-	0/0	0	0	0	0.0	0	0	0	-	0	0	0	0	0
ARI 1/1/17	-	0/0	0	0	0	0.0	0	0	0	-	0	0	0	0	0
TOTALS	4-7	11/11	49	33	16	1.0	9	1	0	-	0	5	0	0	0

## 2015 ST. LOUIS RAMS

Game	W/L	P/S	T	S	A	Sk	Yds	Int	Yds	Lg	TD	PD	FF	FR	Yds
SEA 9/13	W	1/0	0	0	0	0.0	0	0	0	0	0	0	0	0	0
@WAS 9/20	L	1/0	0	0	0	0.0	0	0	0	0	0	0	0	0	0
PIT 9/27	L	1/0	0	0	0	0.0	0	0	0	0	0	0	0	0	0
@ARI 10/4	W														
@GB 10/11	L														
CLE 10/25	W	1/0	0	0	0	0.0	0	0	0	0	0	0	0	0	0
SF 11/1	W	1/0	3	2	1	0.0	0	0	0	0	0	0	0	0	0
@MIN 11/8	L	1/1	4	3	3	1.0	11.0	0	0	0	0	0	0	0	0
CHI 11/15	L	1/0	0	0	0	0.0	0	0	0	0	0	0	0	0	0
@BAL 11/22	L	1/0	0	0	0	0.0	0	0	0	0	0	0	0	0	0
@CIN 11/29	L	1/0	0	0	0	0.0	0	0	0	0	0	0	0	0	0
ARI 12/6	L	1/0	1	1	0	1.0	9.0	0	0	0	0	0	0	0	0
DET 12/13	W	1/1	8	6	2	0.0	0	0	0	0	0	0	0	0	0
TB 12/17	W	1/1	8	7	1	0.0	0	0	0	0	0	1	0	0	0
@SEA 12/27	W	1/1	7	3	4	0.0	0	0	0	0	0	1	0	0	0
@SF 1/3/16	L	1/1	9	8	1	0.0	0	0	0	0	0	0	0	0	0
TOTAL	7-9	14/5	40	29	11	2.0	20.0	0	0	0	0	2	0	0	0

## 2014 ST. LOUIS RAMS

Game	W/L	P/S	T	S	A	Sk	Yds	Int	Yds	Lg	TD	PD	FF	FR	Yds
MIN 9/7	L					Inactive									
@TB 9/14	W	1/0	0	0	0	0.0	0	0	0	0	0	0	0	0	0
DAL 9/21	L					Inactive									
PHI 10/5	L					Inactive									
SF 10/13	L	1/0	0	0	0	0.0	0	0	0	0	0	0	0	0	0
SEA 10/19	W					Inactive									
@KC 10/26	L					Inactive									
@SF 11/2	W					Inactive									
@ARI 11/9	L					Inactive									
DEN 11/16	W	1/0	0	0	0	0.0	0	0	0	0	0	0	0	0	0
@SD 11/23	L	1/0	0	0	0	0.0	0	0	0	0	0	0	0	0	0
OAK 11/30	W	1/0	0	0	0	0.0	0	0	0	0	0	0	0	0	0
@WAS 12/7	W	1/0	0	0	0	0.0	0	0	0	0	0	0	0	0	0
ARI 12/11	L	1/0	0	0	0	0.0	0	0	0	0	0	0	0	0	0
NYG 12/21	L	1/0	0	0	0	0.0	0	0	0	0	0	0	0	0	0
@SEA 12/28	L	1/0	0	0	0	0.0	0	0	0	0	0	0	0	0	0
TOTAL	6-10	9/0	0	0	0	0.0	0	0	0.0	0	0	0	0	0	0



# 11 | TAVON AUSTIN

Position:	Wide Receiver
Ht./Wt.:	5-8/176
Birth Date:	3/15/91
College:	West Virginia
Hometown:	Baltimore, Md.
Experience:	3rd year (3rd Rams)
Acquired:	D1-2013 (8th)

Career GP/GS (Playoffs): 55/37 (0/0)



**TRANSACTIONS:** Selected No. 8 overall in the 2013 NFL Draft by the St. Louis Rams (4/25/13).

**PRO:** Has played in 55 games with 37 starts for the Rams...one of five players in Rams history with 400 or more receiving, rushing, kick return and punt return yards in his career...caught QB Jared Goff's first career touchdown...has been awarded NFC Special Teams Player of the Week honors three times...at Washington (12/7/14) for his 143 punt return yards, including a 78-yard punt return touchdown...at Indianapolis (11/10/13) when he notched a 98-yard punt return for a touchdown...his 145 punt return yards were the second-most in a single game in franchise history...became the first player in NFL history with a 95-plus yard punt-return touchdown and two 55-plus yard receiving touchdowns in the same game...vs. Seattle (9/13/15) for his 75-yard punt returned for a score...the Rams executed a trade with the Buffalo Bills in which the team gave up their 16th, 46th, 78th and 222nd picks to get Austin at No. 8...he became the ninth wide receiver drafted by the Rams in the first round and the first taken in the opening round since Torry Holt was selected No. 6 overall in the 1999 NFL Draft.

**2016 SEASON: Week 1 at San Francisco (9/12):** Started at wide receiver...recorded 13 receiving yards on four receptions (3.3 avg.) and one rush for two yards...accumulated 38 punt return yards, including a long of 28 yards. **Week 2 vs. Seattle (9/18):** Started at wide receiver...hauled in five passes for 50 yards...rushed two times for six yards...had three punt returns for 15 yards... **Week 3 at Tampa Bay (9/25):** Started at wide receiver...accumulated 116 all-purpose yards...led the team with five receptions for 82 yards, including a 43-yard touchdown reception... **Week 4 at Arizona (10/2):** Started at wide receiver...caught two passes for 14 yards...had a season-high 47-yard punt return in the fourth quarter, which helped set up the Rams game-winning touchdown... **Week 5 vs. Buffalo (10/9):** Started at wide receiver...led the Rams with a career-high seven receptions totalling 59 yards, including a 31-yard reception from QB Case Keenum in the second quarter...moved into the top-40 in Rams history in rushing yards after compiling 26 yards on three carries... **Week 6 at Detroit (10/16):** Started at wide receiver...caught three passes for 24 yards... **Week 7 vs. New York Giants (10/23):** Started at wide receiver...recorded 57 receiving yards on a team-leading and career-high 10 receptions, including a 10-yard touchdown reception on the team's opening drive...also rushed one time for 10 yards...had three punt returns for 28 yards... **Week 9 vs. Carolina (11/6):** Started at wide receiver...registered 58 all-purpose yards on the day... **Week 10 at New York Jets (11/13):** Started at wide receiver...caught two passes for 19 yards...rushed two times for 10 yards...added 38 punt return yards on the day... **Week 11 vs. Miami (11/20):** Started at wide receiver...hauled in one pass for 21 yards...added two rushes for eight yards and four punt returns for 30 yards, with a 12-yard return in the first quarter... **Week 12 at New Orleans (11/27):** Started at wide receiver...caught four passes for 49 yards and one touchdown...rushed one time for 10 yards and returned on punt for eight yards...was the recipient of rookie QB Jared Goff's first career touchdown pass.

**2015 SEASON:** Started at wide receiver in 15 games...finished the season leading the team in receptions (52)...accumulated 907 total yards from scrimmage (receiving yards - 473 and rushing yards - 434) setting new career-high...also had 268 punt return yards...notched a career-high 10 touchdowns on the season (5 receiving, 4 rushing, 1 punt return)... **at Cincinnati (11/29):** Started at wide receiver...led the team in rushing yards with four rushes for 63 yards and one touchdown...also had six catches for 33 yards...tallied a 60-yard rush which was his second longest rush of his career...in total, posted 10 offensive touches for 96 yards... **vs. San Francisco (11/1):** Started at wide receiver...tallied a 2-yard touchdown rush and added 66-yard touchdown reception...led the team in receptions (4) and receiving yards (98)... **at Arizona (10/4):** Started at wide receiver...led the team in receptions (six) and receiving yards (98)...hauled in two receiving touchdowns from QB Nick Foles, marked the third game of his career that he had two receiving touchdowns...also added two rushes for 20 yards... **vs. Seattle (9/13):** Rushed 11 yards into the endzone...also notched a 75-yard punt return...became the fifth player in the past 20 years to score a touchdown on a punt return and a rush in the same game...he is the first player in NFL history with a 75-plus yard punt-return touchdown in each of his first three seasons.

**2014 SEASON:** Caught 31 passes for 242 yards, carried the ball 36 times for 224 yards and two touchdowns, also returned 35 punts for 391 yards and one touchdown for a net total of 877 yards and three total touchdowns in 2014... **at San Diego (11/23):** Started at wide receiver...also saw action at running back and punt returner...ran the ball three times for 27 yards and one touchdown...notched three receptions for 11 yards...returned two punts for 44 yards... **at Washington (12/7):** Started at wide receiver,

Austin earned NFC Special Teams Player of the Week honors vs. Seattle (9/13/15)



Austin earned NFC Special Teams Player of the Week honors at Washington (12/7/14)



also saw action at punt returner...finished the day with 203 combined net yards (receiving yards-14, rushing yards-46, return yards-143) including a 78-yard punt return for a touchdown...marked the second punt returned for a touchdown of his career...earned NFC Special Teams Player of the Week honors... **vs. New York**



**Giants (12/21):** Saw action at wide receiver and punt returner...hailed in one pass for 15 yards...finished the day with 25 yards on three carries...returned three punts for 61 yards including a long of 41 yards...

**2013 SEASON:** Finished the season with 40 catches in 13 games and six total touchdowns (four receiving, one rushing and one via punt return)...became the first player in NFL history with a 95-yard punt return for touchdown, 80-yard touchdown reception and 65-yard rushing score in the same season...his 98-yard punt return at Indianapolis is tied for the third longest punt return of all-time in the NFL...marks the second longest punt return in franchise history, behind Robert Bailey's 103-yard return at New Orleans (10/23/94)...named NFC Special Teams Player of the month for November...**at Atlanta (9/15):** Earned his first NFL start... registered his first NFL touchdown on a 6-yard pass from QB Sam Bradford, second touchdown reception on a 10-yard grab...finished the game with six for 47 yards...**at Indianapolis (11/10):** Notched a 98-yard punt return for a touchdown...his 145 punt return yards were the second-most in a single game in franchise history...recorded a second score on a 57-yard reception from QB

and added a  
receptions

Austin is the Rams' first wide receiver chosen in the first round since Torry Holt was drafted No. 6 in the 1999 NFL Draft.



Austin earned NFC Special Teams Player of the Week honors at Indianapolis (11/10/13)



Kellen Clemens...tallied his third score of the day on a career-long 81-yard touch-

down reception from Clemens...finished the game with 314 all-purpose yards (145 punt return, 138 receiving, 27 kickoff return and four yards rushing), the second-best single-game performance in team history...first player in NFL history with a 95-plus yard punt-return touchdown and two 55-plus yard receiving touchdowns in the same game...joined Pro Football Hall of Famer Gale Sayers (December 12, 1965) and Randy Moss (November 26, 1998) as the only players age 22 or younger with three 50-plus yard touchdowns in the same game...finished the game with 142 scrimmage yards (138 receiving, four rushing) and 145 punt-return yards, joined by Steve Smith as the only players in NFL history with at least 140 scrimmage yards and 140 punt-return yards in the same game...earned NFC Special Teams Player of the Week and NFL Rookie of the Week honors...**vs. Chicago (11/24):** Rushed 65 yards for a touchdown, the first rushing touchdown of his career...marks the Rams' longest rush since Marshall Faulk had a 70-yard rush (12/23/01)...the third player since 1940 with four 50-plus yard touchdowns in consecutive games, the other two are Jim Brown (Cle) and Gale Sayers (Chi)...marked his fourth consecutive touchdown of 57 yards or more.

**COLLEGE:** As a senior, named Big 12 Conference co-Special Teams Player of the Year...was the recipient of the Paul Hornung Award, given to the most versatile player in the nation...named a semi-finalist for the Biletnikoff Award (nation's top receiver)... received All-American first-team honors from The NFL Draft Report, American Football Coaches Association and CBS Sports as an all-purpose back, adding second-team honors from CBS Sports and the Walter Camp Foundation as a receiver...added All-Big 12 Conference first-team recognition as a kick returner and all-purpose back from the league's coaches and ESPN, while garnering second-team accolades as a receiver from the Associated Press...became the first Mountaineer to score a touchdown four different ways in one season (catch, rush, kick and punt return)...joined fellow wide-out Stedman Bailey in setting the school season-record with 114 receptions, ranking third nationally with an average of 8.77 grabs per game...led the nation with an average of 223.85 all-purpose yards per game, setting school and Big 12 season-records with a total of 2,910 yards, surpassing the old WVU mark of 2,574 yards by Austin in 2011 and the league record of 2,833 yards by Jeremy Maclin of Missouri in 2008...the only players in NCAA FBS history to gain more all-purpose yards in a season were Barry Sanders of Oklahoma State (3,250 in 1998), Ryan Benjamin of Pacific (2,995 in 1991) and Chris Johnson of East Carolina (2,960 in 2007)...gained at least 100 yards receiving in six contests and generated at least 200 all-purpose yards in seven games...as a junior, earned All-American first-team honors as a return specialist from The NFL Draft Report, CBS Sports and Phil Steele, and added third-team accolades from the Associated Press...All-Big East Conference first-team choice received league Special Teams Player of the Year and West Virginia Offensive Player of the Year recognition, in addition to being selected to the All-Bowl squads named by Yahoo! Sports, CBS Sports and College Football News...returned to slot receiver, starting 11 games, as he set a then-school season-record with 101 receptions for 1,186 yards (11.74 ypc) and eight touchdowns, topping the previous WVU mark of 77 grabs by David Saunders (1998)...his 268 yards gained on 19 punt returns (led the Big East and placed sixth in the FBS with a 14.11-yard average) was the 10th-highest total by a Mountaineer in a season...led the nation with an average of 198.00 all-purpose yards per game, as he touched the ball 172 times for a then school record 2,574 yards, joining Steve Slaton (2,104 in 2006) as the only Mountaineers to register 2,000 all-purpose yards in a season...as a sophomore, earned an All-Big East Conference first-team choice by the league's coaches...started 11 of the 13 games he appeared in at the "H" receiver position, ranking second on the team with 58 receptions for 787 yards (13.57 ypc) and eight touchdowns...rushed 16 times for 161 yards, returned 12 kickoffs for 230 yards (19.17 avg) and was third on the team with 1,178 all-purpose yards...earned the Freshman All-Big East Conference selection started at slot receiver vs. East Carolina, Auburn, Louisville and Pittsburgh while appearing in all 13 games.

**PERSONAL:** Multidisciplinary studies major at West Virginia and member of the Garrett Ford Academic Honor Roll...son of Cathy Green and the oldest of four children...attended Dunbar (Baltimore, Md.) High School, playing football for head coach Lawrence Smith...started at running back, but was often used in the slot and handled return duties...the two-time consensus Maryland Player of the Year and All-State choice closed his career as the state record-holder with 790 points scored, 123 total touchdowns, 9,258 all-purpose yards and 7,962 yards rushing...three-time Baltimore Sun Player of the Year and Digital Sports' All-Metro Offensive Player of the Year...participated in numerous community events, including Taste of the NFL, Hayes for the Holidays and the All-Community Ticket program - Tay-Awesome.

# TAVON AUSTIN NFL STATISTICS

## REGULAR SEASON

Year	Team	Receiving						Rushing					Lg	TD
		G/S	No	Yds	Avg	Lg	TD	Att	Yds	Avg	Lg			
2013	RAMS	13/3	40	418	10.5	81t	4	9	151	16.8	65t	1		
2014	RAMS	15/8	31	242	7.8	28	0	36	224	6.2	19	2		
2015	RAMS	16/14	52	473	9.1	66t	5	52	434	8.3	60	4		
2016	RAMS	11/11	44	401	9.1	43t	3	19	91	4.8	14	0		
<b>TOTALS</b>		<b>55/37</b>	<b>167</b>	<b>1,534</b>	<b>9.2</b>	<b>81t</b>	<b>12</b>	<b>116</b>	<b>900</b>	<b>7.8</b>	<b>65t</b>	<b>7</b>		

Year	Team	Punt Returns					Kickoff Returns					Lg	TD
		No	Yds	Avg	Lg	TD	Att	Yds	Avg	Lg			
2013	RAMS	33	280	8.5	98t	1	18	398	21.1	32	0		
2014	RAMS	35	391	11.2	78t	1	2	19	9.5	11	0		
2015	RAMS	34	268	7.9	75t	1	3	16	5.3	7	0		
2016	RAMS	29	260	9.0	47	0	1	5	5.0	5	0		
<b>TOTALS</b>		<b>131</b>	<b>1,199</b>	<b>9.2</b>	<b>98t</b>	<b>3</b>	<b>24</b>	<b>438</b>	<b>18.3</b>	<b>32</b>	<b>0</b>		

### SINGLE GAME HIGHS

Receptions – 10, vs. New York Giants (10/23/16)  
 Yards – 138, at Indianapolis (11/10/13)  
 Rushing yards – 65, vs. Chicago (11/24/13)  
 Longest reception– 81, at Indianapolis (11/10/13)  
 Touchdowns – 3, at Indianapolis, (11/10/13)

# TAVON AUSTIN GAME-BY-GAME STATISTICS

## 2016 LOS ANGELES RAMS

Game	W/L	G/S	Receiving					Rushing					Returns										
			No	Yds	Avg	Lg	TD	Att	Yds	Avg	Lg	TD	PR	FC	YDS	LG	TD	KR	YDS	AVG	LG	TD	
@SF 9/12	L	1/1	4	13	3.3	5	0	1	2	2.0	2	0	4	3	38	28	0	0	0	0	0	0	0
SEA 9/18	W	1/1	5	50	10.0	27	0	2	6	3.0	0	0	3	1	15	15	0	0	0	0	0	0	0
@TB 9/25	W	1/1	5	82	16.4	43t	1	2	22	11.0	14	0	2	2	12	8	0	1	5	5.0	5	0	0
@ARI 10/2	W	1/1	2	14	7.0	8	0	1	-6	-6.0	-6	0	1	1	47	47	0	0	0	0	0	0	0
BUF 10/9	L	1/1	7	59	8.4	31	0	3	26	8.7	9	0	2	0	2	5	0	0	0	0	0	0	0
@DET 10/16	L	1/1	3	24	8.0	15	0	3	2	0.7	8	0	1	1	2	2	0	0	0	0	0	0	0
NYG 10/23	L	1/1	10	57	5.7	10t	1	1	10	10.0	10	0	3	1	28	19	0	0	0	0	0	0	0
CAR 11/6	L	1/1	1	17	17.0	17	0	1	1	1.0	1	0	4	1	40	19	0	0	0	0	0	0	0
@NYJ 11/13	W	1/1	2	19	9.5	20	0	2	10	5.0	6	0	4	1	38	15	0	0	0	0	0	0	0
MIA 11/20	L	1/1	1	21	21.0	21	0	2	8	4.0	7	0	4	2	30	12	0	0	0	0	0	0	0
@NO 11/27	L	1/1	4	45	11.3	24t	1	1	10	10.0	10	0	1	1	8	8	0	0	0	0	0	0	0
@NE 12/4	0/0	0	0	0.0	-	0	0	0	0.0	-	0	0	0	0	0	0	0	0	0	0	0	0	0
ATL 12/11	0/0	0	0	0.0	-	0	0	0	0.0	-	0	0	0	0	0	0	0	0	0	0	0	0	0
@SEA 12/15	0/0	0	0	0.0	-	0	0	0	0.0	-	0	0	0	0	0	0	0	0	0	0	0	0	0
SF 12/24	0/0	0	0	0.0	-	0	0	0	0.0	-	0	0	0	0	0	0	0	0	0	0	0	0	0
ARI 1/1/17	0/0	0	0	0.0	-	0	0	0	0.0	-	0	0	0	0	0	0	0	0	0	0	0	0	0
<b>TOTALS</b>	<b>4-7</b>	<b>11/11</b>	<b>44</b>	<b>401</b>	<b>9.1</b>	<b>43t</b>	<b>3</b>	<b>19</b>	<b>91</b>	<b>4.8</b>	<b>14</b>	<b>0</b>	<b>29</b>	<b>14</b>	<b>260</b>	<b>47</b>	<b>0</b>	<b>1</b>	<b>5</b>	<b>5.0</b>	<b>5</b>	<b>0</b>	

## 2015 ST. LOUIS RAMS

Game	W/L	G/S	Receiving					Rushing					Returns										
			No	Yds	Avg	Lg	TD	Att	Yds	Avg	Lg	TD	PR	FC	YDS	LG	TD	KR	YDS	AVG	LG	TD	
SEA 9/13	W	1/1	2	-2	-1.0	7	0	4	17	4.3	16t	1	2	1	85	75t	1	0	0	0.0	0	0	0
@WAS 9/20	L	1/1	1	6	6.0	6	0	4	40	10.0	16	0	0	0	0	0	0	0	0	0.0	0	0	0
PIT 9/27	L	1/1	5	38	7.6	12	0	0	0	0.0	0	0	3	1	32	20	0	0	0	0.0	0	0	0
@ARI 10/4	W	1/1	6	96	16.0	47	2	2	20	10.0	12	0	0	0	0	0	0	0	0	0.0	0	0	0
@GB 10/11	L	1/1	2	6	3.0	5	1	3	22	7.3	15	0	2	0	4	6	0	0	0	0.0	0	0	0
CLE 10/25	W	1/1	4	43	10.8	20	0	1	21	21.0	21	0	2	2	15	11	0	0	0	0.0	0	0	0
SF 11/1	W	1/1	4	98	24.5	66t	1	3	21	7.0	13	1	3	1	-0.3	2	0	1	6	6.0	6	0	0
@MIN 11/8	L	1/1	4	15	3.8	10	0	8	66	8.3	22	0	4	0	27	12	0	0	0	0.0	0	0	0
CHI 11/15	L	1/1	2	5	2.5	4	0	3	18	6.0	12	0	3	1	16	10	0	0	0	0.0	0	0	0
@BAL 11/22	L	1/1	1	5	5.0	5	0	1	16	16.0	16	0	4	2	2	3	0	0	0	0.0	0	0	0
@CIN 11/29	L	1/1	6	33	5.5	0	4	63	15.8	60	1	2	1	9	9	0	0	0	0	0.0	0	0	0
ARI 12/6	L	1/1	1	24	24.0	24	0	2	14	7.0	12	0	2	1	38	29	0	1	3	3.0	3	0	0
DET 12/13	W	1/1	3	19	6.3	14	0	4	40	10.0	20	0	3	1	11	0	0	0	0	0.0	0	0	0
TB 12/17	W	1/1	3	41	13.7	17t	1	4	32	8.0	21t	1	0	0	0	0	0	0	0	0.0	0	0	0
@SEA 12/27	W	1/0	3	16	5.3	16	0	3	12	4.0	8	0	2	1	24	21	0	0	0	0.0	0	0	0
@SF 1/3/16	L	1/0	5	30	6.0	10	0	6	32	5.3	13	0	2	1	6	6	0	0	0	0.0	0	0	0
<b>TOTAL</b>	<b>7-9</b>	<b>16/14</b>	<b>52</b>	<b>473</b>	<b>9.1</b>	<b>66t</b>	<b>5</b>	<b>52</b>	<b>434</b>	<b>8.3</b>	<b>60</b>	<b>4</b>	<b>34</b>	<b>15</b>	<b>268</b>	<b>75t</b>	<b>1</b>	<b>2</b>	<b>9</b>	<b>4.5</b>	<b>6</b>	<b>0</b>	

# TAVON AUSTIN GAME-BY-GAME STATISTICS CONTINUED

2014 ST. LOUIS RAMS																								
Game	W/L	G/S	No	Receiving					Rushing					Returns					YDS	AVG	LG	TD		
				Yds	Avg	Lg	TD	Att	Yds	Avg	Lg	TD	PR	FC	YDS	LG	TD	KR						
MIN 9/7	L	1/0	3	34	11.3	28	0	3	5	1.7	5	0	5	0	24	19	0	0	0	0.0	0	0		
@TB 9/14	W	1/0	0	0	0.0	0	0	2	21	10.5	18	0	1	0	-1	-1	0	0	0	0.0	0	0		
DAL 9/21	L										Inactive													
PHI 10/5	L	1/0	2	33	16.5	22	0	0	0	0.0	0	0	2	0	7	4	0	0	0	0.0	0	0		
SF 10/13	L	1/1	4	35	8.8	9	0	3	16	5.3	8	0	2	3	12	12	0	0	0	0.0	0	0		
SEA 10/19	W	1/0	2	9	4.5	5	0	5	16	3.2	8	0	1	2	-1	-1	0	1	8	8.0	8	0		
@KC 10/26	L	1/0	2	12	6.0	9	0	2	7	3.5	4	0	2	1	42	38	0	1	11	11.0	11	0		
@SF 11/2	W	1/1	2	11	5.5	7	0	2	7	3.5	4	0	3	0	26	11	0	0	0	0.0	0	0		
@ARI 11/9	L	1/1	2	20	10.0	17	0	1	10	10.0	10	0	2	4	4	3	0	0	0	0.0	0	0		
DEN 11/16	W	1/1	2	10	5.0	5	0	2	11	5.5	9	0	2	3	13	10	0	0	0	0.0	0	0		
@SD 11/23	L	1/1	3	11	3.7	6	0	3	27	9.0	15	1	2	1	44	38	0	0	0	0.0	0	0		
OK 11/30	W	1/0	2	11	5.5	6	0	2	24	12.0	18t	1	4	2	19	10	0	0	0	0.0	0	0		
@WAS 12/7	W	1/1	2	14	7.0	9	0	5	46	9.2	18	0	4	0	143	78t	1	0	0	0.0	0	0		
ARI 12/11	L	1/1	2	14	7.0	10	0	1	8	8.0	8	0	2	4	-2	2	0	0	0	0.0	0	0		
NYG 12/21	L	1/0	1	15	15.0	15	0	3	25	8.3	19	0	3	0	61	47	0	0	0	0.0	0	0		
@SEA 12/28	L	1/1	2	13	6.5	7	0	2	1	0.5	2	0	0	3	0	0	0	0	0	0.0	0	0		
TOTAL		6-10	15/8	31	242	7.8	28	0	36	224	6.2	19	2	35	23	391	78t	1	2	19	9.5	11	0	

2013 ST. LOUIS RAMS																								
Game	W/L	G/S	No	Receiving					Rushing					Returns					YDS	AVG	LG	TD		
				Yds	Avg	Lg	TD	Att	Yds	Avg	Lg	TD	PR	FC	YDS	LG	TD	KR						
ARI 9/8	W	1/0	6	41	6.8	14	0	1	-1	-1	-1	0	1	1	1	0	0	0	0	0.0	0	0		
@ATL 9/15	L	1/1	6	47	7.8	11	2	2	8	4.0	7	0	4	1	6	5	0	0	0	0.0	0	0		
@DAL 9/22	L	1/1	6	30	5.0	9	0	1	3	3.0	3	0	2	0	16	10	0	0	0	0.0	0	0		
SF 9/26	L	1/0	2	6	3.0	4	0	0	0	0.0	0	0	6	1	19	14	0	0	0	0.0	0	0		
JAC 10/6	W	1/0	3	32	10.7	25	0	0	0	0.0	0	0	4	0	15	11	0	0	0	0.0	0	0		
@HOU 10/13	W	1/0	1	3	3.0	3	0	0	0	0.0	0	0	0	0	0	0	0	0	0	0.0	0	0		
@CAR 10/20	L	1/0	5	39	7.8	24	0	0	0	0.0	0	0	3	0	26	20	0	2	47	23.5	32	0		
SEA 10/28	L	1/0	2	9	4.5	12	0	0	0	0.0	0	0	3	2	7	7	0	3	79	26.3	32	0		
TEN 11/3	L	1/0	0	0	0.0	0	0	1	6	6.0	6	0	3	1	33	25	0	1	25	25.0	25	0		
@IND 11/10	W	1/0	2	138	69.0	81t	2	1	4	4.0	4	0	4	2	145	98t	1	1	27	27.0	27	0		
CHI 11/24	W	1/0	2	39	19.5	32	0	1	65	65.0	65t	1	1	1	1	1.0	0	1	24	24.0	24	0		
@SF 12/1	L	1/1	4	25	6.3	8	0	1	10	10.0	10	0	1	1	10	10	0	4	67	16.8	20	0		
@ARI 12/8	L	1/0	1	9	9.0	9	0	1	56	56.0	56	0	1	1	1	1	0	4	95	23.8	32	0		
NO 12/15	W										Inactive													
TB 12/22	W										Inactive													
@SEA 12/29	L										Inactive													
TOTAL		7-9	13/3	40	418	10.5	81t	4	9	151	16.8	65t	1	33	11	280	98t	1	18	398	21.1	32	0	



# 61 | TIM BARNES

<b>Position:</b>	Center
<b>Ht./Wt.:</b>	6-4/300
<b>Birth Date:</b>	5/14/88
<b>College:</b>	Missouri
<b>Hometown:</b>	Longwood, Mo.
<b>Experience:</b>	5th year (5th Rams)
<b>Acquired:</b>	FA-2011

**Career GP/GS (Playoffs): 72/31 (0/0)**



**TRANSACTIONS:** Re-signed with the Rams (3/9/16)...signed free agent contract with the Rams (3/31/15)...signed an exclusive rights tender with St. Louis (5/6/13)...signed to the Rams' active roster (9/14/12), after being released from the practice squad...signed to a reserve/future contract (1/2/11), after being signed to the practice squad (9/13/11)...released from Baltimore (9/3/11), after originally signing with the Ravens (7/28/11).

**PRO:** Fifth-year pro has competed in 72 games with 31 starts...started all 16 games at center in the 2015 season...helped opened up rushing lanes for rookie RB Todd Gurley to rush for 1,108 yards in 13 games.

**2016 SEASON: Week 1 at San Francisco (9/12):** Started the season opener at San Francisco at center...**Week 2 vs. Seattle (9/18):** Started at center in the club's home opener...**Week 3 at Tampa Bay (9/25):** Started at center...helped pave the way for the offense to rush for 137 yards and two touchdowns... **Week 4 at Arizona (10/2):** Started at center...**Week 5 vs. Buffalo (10/9):** Started at center... **Week 6 at Detroit (10/16):** Started at center...part of an offensive line that helped block for three touchdowns... **Week 7 vs. New York Giants (10/23):** Started at center...**Week 9 vs. Carolina (11/6):** Started at center... **Week 10 at New York Jets (11/13):** Started at center...helped pave the way for the offense to rush for 125 yards...**Week 11 vs. Miami (11/20):** Started at center... **Week 12 at New Orleans (11/27):** Started at center...part of an offensive line that paved the way for three touchdowns.

**2015 SEASON:** Started 16 games at center...part of an offensive line that allowed only 18 sacks, the fewest in the NFL...**at Seattle (12/27):** Recovered two critical offensive fumbles to help secure the win...**vs. Tampa Bay (12/17):** Blocked for four offensive scores...**vs. Detroit (12/13):** Started at center...helped open running lanes for RB Todd Gurley to rush for 140 yards... **vs. Cleveland (10/25):** Helped open up running lanes for RB Todd Gurley to rush for 128 yards...**at Arizona (10/4):** Started at center...helped block for three receiving touchdowns...**vs. Seattle (9/13):** Started at center...helped block for 352 total net yards.

**2014 SEASON:** Saw action in 14 games on offense and on special teams...**vs. New York Giants (12/21):** Saw action on special teams...returned one kickoff for seven yards.

**2013 SEASON:** Played in 16 games...started at center for an injured Scott Wells Weeks 14 through 17...**at Arizona (12/8):** Made his first NFL start at center...**vs. New Orleans (12/15):** Started at center...helped block for RB Zac Stacy to record 133 yards on 28 carries...**vs. Tampa Bay (12/22):** Started at center...part of an offensive line that helped RB Zac Stacy rack up his second consecutive game with 100-plus rushing yards.

**2012 SEASON:** Saw action in 15 games on offense and special teams...**vs. Washington (9/17):** Saw his first NFL action on special teams.

**COLLEGE:** Made all 13 starts for the Tigers at center as a senior in 2009...part of an offensive line that gave up just 20 sacks in 13 games on the season (467 passing attempts in all)...named to the watch list for the Rimington Award, which is given to the nation's top offensive lineman... earned Team Underclassmen Leadership Award...earned All-Big 12 Honorable Mention recognition from league coaches in 2008...also earned honorable mention All-Big 12 (Coaches) and Spring Team Most Improved Offensive Lineman...in 2007, made the move to center before the season, where he served as understudy for Rimington finalist Adam Spieker...an excellent student who earned second-team Academic All-Big 12 honors for his work in the classroom...redshirted in his first season in the program in 2006, working as part of the practice squad...one of the most highly-coveted high school prospects in the state of Missouri who was an early commitment to Mizzou, the summer prior to his junior season...ranked as the No. 4 overall prospect in the state of Missouri by Rivals, and as the No. 23 offensive guard prospect in the nation...majored in history.

**PERSONAL:** Earned numerous All-State, all-conference and all-district honors during his career at Pettis County Northwest High School in Hughesville, Mo...excellent all-around athlete who was a four-year letter winner in basketball and a two-year letterman in baseball, in addition to his exploits on the gridiron...also earned 1st-Team all-conference and all-district honors in basketball, as well...parents are Jeff and Becky Barnes...participated in numerous community events, including the Taste of the NFL, Urban League Turkey Distribution and Rams ReciPEs...married to Lindsay with two children: Madeline and son Jackson and a dog, Oscar.


**BARNES' Games Played Stats:** RAMS 2016 (11/11), 2015 (16/16), 2014 (14/0), RAMS 2013 (16/4), 2012 (15/0). **TOTAL: (72/31).**



# 26 | MARK BARRON

<b>Position:</b>	Linebacker/Safety
<b>Ht./Wt.:</b>	6-2/213
<b>Birth Date:</b>	10/27/89
<b>College:</b>	Alabama
<b>Hometown:</b>	Mobile, Ala.
<b>Experience:</b>	5th year (3rd Rams)
<b>Acquired:</b>	T(TB)-'14

**Career GP/GS (Playoffs): 73/62 (0/0)**



**TRANSACTIONS:** Acquired by the St. Louis Rams via trade in exchange for undisclosed draft picks (10/29/14)...originally selected by the Tampa Bay Buccaneers in the first round of the 2012 draft (7th overall).

**PRO:** Fifth-year pro...joined the Rams in 2014 and has played in 35 games with 24 starts....started all 37 games he played in with the Bucs, totaled 225 tackles, 19 passes defended, three interceptions, one forced fumble, two fumble recoveries and two sacks during his career in Tampa Bay...started in his NFL debut against Carolina (9/9/12).

**2016 SEASON: Week 1 at San Francisco (9/12):** Started at weak safety...tallied two solo tackles and two passes defended...  
**Week 2 vs. Seattle (9/18):** Started at weak safety...led the team with 13 total tackles (10 solo)... **Week 3 at Tampa Bay (9/25):** Started at weak safety...tallied nine total tackles (eight solo)...picked off a QB Jameis Winston pass and returned it seven yards...  
**Week 4 at Arizona (10/2):** Started at safety...recorded eight tackles (seven solo)...intercepted QB Drew Stanton to help seal the victory for his second interception in as many weeks, the first time in his career with picks in back-to-back games...**Week 5 vs. Buffalo (10/9):** Started at safety...tied for the team lead with 10 tackles (nine solo)...added one quarterback pressure...**Week 6 at Detroit (10/16):** Started at safety...finished tied for second on the team with 10 tackles (five solo)...added one quarterback pressure...also had one special teams tackle... **Week 7 vs. New York Giants (10/23):** Started at safety...tied for the team lead with 10 tackles (five solo)...notched two passes defended...**Week 9 vs. Carolina (11/6):** Started at safety...led the team with 11 tackles (11 solo)...sacked Panthers QB Cam Newton for a loss of eight yards...also added one special teams tackle...**Week 10 at New York Jets (11/13):** Started at safety...registered seven tackles (five solo)...added one special teams tackle on the day...**Week 11 vs. Miami (11/20):** Started at safety...equaled his season-high with 11 solo tackles...had 12 total tackles on the day..registered one quarterback hit and one pass defended... **Week 12 at New Orleans (11/27):** Started at safety...led the Rams with a season-high 18 tackles (16 solo)...added one quarterback hurry...recovered a Saints QB Drew Brees fumble in the second quarter.

**2015 SEASON:** In his first full season with the Rams, he played in 16 games and started 12...finished the season as the team's leading tackler with 135 (107 solo)...also had 1.0 sack, five passes defended and four forced fumbles...marked the first season that he registered triple digit tackles in his NFL career...**at Seattle (12/27):** Started at safety...caused FB Will Tukuafu to fumble, which was scooped up by LB Akeem Ayers and returned 45 yards for a touchdown...registered three solo tackles...left the game due to concussion protocol in the second quarter and did not return..**vs. Detroit (12/13):** Started at safety...led the team in tackles with 14 (13 solo)...**vs. Arizona (12/6):** Started on defense...led the team in tackles with 10 (nine solo), ..added one pass defended and one forced fumble...**at Baltimore (11/22):** Saw action on defense and special teams...notched 11 tackles (nine solo)...**vs. Chicago (11/15):** Started on defense...led the team in tackles with 10 (eight solo)...**vs. San Francisco (11/1):** Started on defense...led the team in tackles for the second-consecutive week with 11 (10 solo)...also had one pass defended...made one special teams tackle...**vs. Cleveland (10/25):** Started at linebacker...notched a career-high 19 tackles (16 solo)...also had two forced fumbles...**at Green Bay (10/11):** Started at linebacker...tipped a pass from Packers QB Aaron Rodgers, which was intercepted by LB James Laurinatis to end Rodgers' streak of 586 consecutive passes at Lambeau without an interception...also notched six tackles (four solo) and three passes defended...**at Arizona (10/4):** Saw action on defense and special teams...registered five tackles (four solo)...forced a fumble on the opening kickoff, marked his second forced fumble of his career...**vs. Pittsburgh (9/27):** Saw action on defense and special teams...sacked Steelers QB Ben Roethlisberger for a 6-yard loss...marked his fourth sack as a Ram, and his sixth career.

**2014 SEASON (ST. LOUIS):** Acquired by the St. Louis Rams via trade from the Tampa Bay Buccaneers in exchange for undisclosed draft picks (10/29/14)...posted 23 tackles (16 solo), a single-season high 3.0 sacks, and one pass defended in nine games as a Ram...**at San Francisco (11/2):** Made his Rams debut...saw action on special teams...notched one special teams tackle...**at Arizona (11/9):** Saw action on defense and on special teams...tallied six tackles (four solo) and recorded his first sack as a Ram...**vs. Oakland (11/30):** Recorded his first start as a Ram at cornerback....recorded four tackles (two solo)...posted one pass defended...**at Washington (12/7):** Saw action on defense and on special teams...notched three tackles (two solo) and 1.0 sack...tallied one special teams tackle...**at Seattle (12/28):** Saw action on defense and on special teams...notched 1.0 sack...

**2014 SEASON (TAMPA BAY):** Started seven-of-seven games with the Bucs...made 48 tackles (34 solo)...**vs. Baltimore (10/12):** Posted seven tackles...**at New Orleans (10/5):** Recorded nine tackles and tied a career-high with two passes defended...**at Pittsburgh (9/28):** Notched seven tackles...**at Atlanta (9/18):** Tallied seven tackles and one fumble recovery...**vs. St. Louis (9/14):** Registered eight tackles and one pass defended...**vs. Carolina (9/7):** Recorded seven tackles.

**2013 SEASON:** One of three defensive backs and 22 NFL players with 85-plus tackles, 2-plus interceptions and 2-plus sacks...

ranked third on the Bucs with 88 tackles, including three for loss, two sacks, two interceptions, six passes defended and one fumble recovery...his two sacks were the most by a Buccaneers safety since Dexter Jackson recorded 2.5 in 2001...**vs. New Orleans (9/15)**: Recorded a career-high 13 tackles, including one for loss, first career half-sack and a pass defended...**at New England (9/22)**: Led team with 11 tackles and added an interception and half-sack...**at Seattle (11/3)**: Led team with 11 (10 solo) tackles and an interception

**COLLEGE**: One of four Alabama players to be selected in the first round of the 2012 Draft, tying a school record set in 2011...second safety in Alabama football history to be selected in the first round, joining George Teague (29th overall in 1993)...two-time team captain that started 39-of-53 games played (2008-11), including every game he played in his sophomore, junior and senior seasons...recorded 237 career tackles to go with 12 interceptions, 22 passes defended, 13 tackles for loss, 5.0 sacks, seven quarterback pressures, one forced fumble and one fumble recovery...his 12 interceptions rank tied for the eighth-most in school history...two-time first-team All-American...three-time All-SEC Selection...as a senior, started all 13 games at safety, ranking second on the team with 68 tackles to go with two interceptions, one sack, five tackles for loss and one fumble recovery...led defense that finished ranked first nationally in total defense (183.6 ypg), scoring defense (8.2 ppg), rushing defense (72.2 ypg), pass efficiency defense (83.7) and pass defense (111.5), just the second defense (1986 Oklahoma) to ever accomplish that feat...named Alabama Defensive Player of the Week seven times by coaches...unanimous first-team All-American (AFCA, Associated Press, FWAA, Walter Camp, Sporting News, ESPN.com, SI.com, Rivals.com and Pro Football Weekly)...finalist for both the Jim Thorpe Award (Top Defensive Back) and Chuck Bednarik Award (Top Defensive Player)...started all 12 games he played at safety as a junior, leading the team with 75 tackles, including 54 solo...semifinalist for the Thorpe Award and a quarterfinalist for the Lott Trophy (Defensive IMPACT Player of the Year)...First-team FWAA All-American...First-team All-SEC selection by league coaches and the Associated Press...six-time Alabama Defensive Player of the Week by coaching staff...as a sophomore, started all 14 games of the season at safety, ranking eighth nationally and first in the SEC with seven interceptions and second on the team with 76 tackles...seven interceptions tied for fourth-most in single season in team history...led the SEC – along with teammate Marquis Johnson – and ranked sixth nationally in passes defended with 18...first-team All-SEC selection and a third-team All-American by the Associated Press.

**PERSONAL**: Attended St. Paul's Episcopal High School (Mobile, Ala.)...SuperPrep and Scout.com regarded him as the eighth-best player in the state of Alabama, as he earned a five-star prospect ranking and was named first-team All-American by Scout.com during his senior campaign...during his senior season, he rushed for 1,094 yards on 122 carries with 15 touchdowns, and closed out his career when he was named the MVP of the 2007 Class 5A state championship game...had 785 yards rushing as a junior on 78 carries and added 368 receiving yards on 23 catches, scoring a total of 12 touchdowns...in addition to playing football, Barron also competed in track and field, where he won multiple Class 5A individual state titles in events ranging from shot put to long jump during the 2008 season...son of Mark Sellers and Michelle Barron...attended the Buccaneers' 2013 Draft Party, presented by Miller Lite, greeting fans and signing autographs...participated in the annual "Chalk Talk with the Buccaneers" chamber of commerce luncheon in September 2012, greeting fans and speaking on the excitement for the 2012 season...in June 2012, visited MacDill Air Force Base to tour a hurricane aircraft, witness a military dog training session, and thank civilian workers and active duty military for their service...along with the 2012 rookie class, visited St. Joseph's Children's Hospital to greet patients recovering from injury and illness...majored in consumer affairs.

## MARK BARRON NFL STATISTICS

Year	Team	G/S	Tackles					Interceptions				Fumbles			Yds
			Total	Solo	Asst	Sk	Yds	Int	Yds	Lg	TD	PD	FF	FR	
2012	Tampa Bay	16/16	89	72	17	0.0	0.0	1	12	12	0	10	1	0	0
2013	Tampa Bay	14/14	88	70	18	2.0	9.5	2	0	0	0	6	0	1	0
2014	Tampa Bay	7/7	48	34	14	0.0	0.0	0	0	0	0	3	0	1	8
2014	RAMS	9/2	23	16	7	3.0	16.0	0	0	0	0	1	0	0	0
2015	RAMS	16/12	135	107	28	1.0	5.0	0	0	0	0	5	4	0	0
2016	RAMS	11/11	110	89	21	1.0	8.0	2	8	7	0	7	0	1	0
Total		73/62	493	388	105	7.0	38.5	5	20	12	0	32	5	3	8

**ADDITIONAL CAREER STATISTICS**: Special Teams Tackles: RAMS 2016 (3), 2015 (2), 2014 (5), Bucs 2014 (1). Forced one fumble on special teams on kickoff (at Arizona, 10/4/15).

### SINGLE GAME HIGHS

Tackles: 19, vs. Cleveland (10/25/15)  
 Passes Defended: 3, at Green Bay (10/11/15)  
 Interceptions: 1, five times, last at Arizona (10/2/16)  
 Sacks: 1.0, many times, last vs. Carolina (11/6/16)





# 18 | KENNY BRITT

<b>Position:</b>	<b>Wide Receiver</b>
<b>Ht./Wt.:</b>	<b>6-3/223</b>
<b>Birth Date:</b>	<b>9/18/88</b>
<b>College:</b>	<b>Rutgers</b>
<b>Hometown:</b>	<b>Bayonne, N.J.</b>
<b>Experience:</b>	<b>8th year (3rd Rams)</b>
<b>Acquired:</b>	<b>UFA(TEN)-2014</b>

**Career GP/GS (Playoffs): 100/68 (0/0)**



**TRANSACTIONS:** Signed contract extension with St. Louis (3/18/15)...signed with the Rams (4/1/14)...selected by the Tennessee Titans in the first round (30th overall) of the 2009 NFL Draft.

**PRO:** Eight-year NFL veteran, leads the Rams with 54 receptions and 788 receiving yards and four touchdowns in 2016...led the Rams in receiving yards with 681 on 36 catches and three touchdowns in 2015...finished the '15 season with an 18.9 yards per catch average, second in the NFL in yards/reception...notched a career-high 48 catches in 2014...in Britt's first two seasons (2009–2010), he led the Titans with a total of 1,476 receiving yards and tied for the team lead with 12 touchdown receptions...in that period of time, he ranked sixth in the NFL with a 17.6-yard receiving average. He began his third season on a torrid pace, catching 17 passes for 289 yards and three touchdowns before tearing his right ACL and MCL in the team's fourth game...in the first two games of 2011, Britt's 271 combined receiving yards ranked second in franchise history through the first two weeks of the season, trailing only Charley Hennigan's 347 in 1962...with 701 receiving yards as a rookie and 775 yards in 2010, Britt became the first Titans/Oilers player since Chris Sanders (1995–1996) to lead the squad in receiving yards in each of his first two seasons...recorded one of the best receiving games in Titans' franchise annals against the Eagles on Oct. 24, 2010, when he caught seven passes for 225 yards and three touchdowns...his yardage total ranked fifth in team history...in 2009, his rookie receiving yardage total (701 yards) ranked fifth in franchise rookie history and was the highest by a Titans rookie receiver since Chris Sanders' 823 yards in 1995.

**2016 SEASON: Week 1 at San Francisco (9/12):** Started at wide receiver...hauled in four receptions for 67 yards (16.8 avg.), including two 22-yard receptions from Keenum...led the team in receptions with four for 67 yards...**Week 2 vs. Seattle (9/18):** Led the team in both receptions (six) and receiving yards (94) in the club's home opener...**Week 3 at Tampa Bay (9/25):** Started at wide receiver...caught four passes for 38 yards... **Week 4 at Arizona (10/2):** Started at wide receiver...led the team in receiving yards with 82 on four receptions...**Week 5 vs. Buffalo (10/9):** Started at wide receiver...hauled in five receptions for a team-high 75 yards, including a long of 28... **Week 6 at Detroit (10/16):** Started at wide receiver...set season highs with seven receptions for 136 yards and two touchdowns...had two receptions of 40 or more yards...marked his first multi-touchdown game as a Ram and third career... **Week 7 vs. New York Giants (10/23):** Started at wide receiver...caught three passes for 43 yards...recorded his 10th reception of 20-plus yards in the fourth quarter, hauling in a 26-yard pass...**Week 9 vs. Carolina (11/6):** Started at wide receiver...hauled in four passes for 49 yards and one touchdown...moved into the top-20 in receiving yards in franchise history... **Week 10 at New York Jets (11/13):** Started at wide receiver...led the team with seven receptions for 109 yards...the 109-yard effort marked his his second 100-plus yard game of the season...**Week 11 vs. Miami (11/20):** Started at wide receiver...by catching five passes, established a new career-best in season-single receptions with 49...added 43 yards on his five receptions... **Week 12 at New Orleans (11/27):** Started at wide receiver...led the team with five receptions for 52 yards and one touchdown...established a new single-season high in receiving yards with 788.

**2015 SEASON:** Started 13 of 16 games at wide receiver...led the team in receiving yards with 681 on 36 catches and three touchdowns...finished the season with an 18.9 yards per catch average which ranked second in the NFL...**at Seattle (12/27):** Hauled in a 28-yard touchdown reception from QB Case Keenum...marked his third touchdown of the season and second consecutive game with a score...**vs. Tampa Bay (12/17):** Notched a 60-yard touchdown pass from Keenum...marked the fourth longest catch of his career...**at Minnesota (11/8):** Tallied a 55-yard reception from QB Nick Foles...added a 23-yard reception to push his explosive receptions to six this season...led the team in receiving yards with 87 on three catches...**vs. Cleveland (10/25):** Hauled in a 41-yard reception to the Browns' 1-yard line, marked his longest reception of the season and set-up a RB Todd Gurley touchdown on the next play...**vs. Pittsburgh (9/27):** Registered his first 100-yard receiving game of the season, hauling in seven passes for 102 yards...marked his third 100-yard receiving game as a Ram and was his second-highest total in catches as a Ram...**at Washington (9/20):** Recorded a 40-yard touchdown reception from QB Nick Foles...marked his second longest touchdown reception as a Ram.

**2014 SEASON:** Collected a career-high 48 catches for 748 yards and three touchdowns...**vs. New York Giants (12/21):** Started at wide receiver...led the team in receptions with nine and 103 yards...his nine catches was his season high...the last time he posted nine catches was when he was a member of the Titans vs. Baltimore (9/18/11)...marked his second 100-yard receiving performance as a Ram...**vs. Arizona (12/11):** Started at wide receiver...recorded five receptions for 65 yards...**vs. Denver (11/16):** Started at wide receiver...hauled in four passes for 128 yards, his best as a Ram... marked the first 100-yard receiver for the Rams...his 63-yard touchdown pass was the longest reception by a Ram in 2014...**at San Francisco (11/2):** Started at wide receiver...hauled in two passes for 32 yards and one touchdown...**at Philadelphia (10/5):** Saw action at wide receiver...hauled in



three catches for 68 yards....caught his first touchdown as a Ram in the fourth quarter on a 30-yard pass from QB Austin Davis...**vs. Dallas (9/21)**: Saw action at wide receiver...notched five catches for 69 yards...had one rush for 2 yards...**at Tampa Bay (9/14)**: Saw action at wide receiver...made his first catch as a Ram for 17 yards...had one rush for 12 yards.

**2013 SEASON**: Played in 12 games with three starts at wide receiver and caught 11 passes for 96 yards...**at Pittsburgh (9/8)**: Started at wide receiver and caught one pass for 15 yards...**at Houston (9/15)**: Started at wide receiver and hauled in four receptions for 28 yards.

**2012 SEASON**: Appeared in 14 games with 11 starts and tied for the team lead with four receiving touchdowns...ranked third on the team with 45 receptions and 589 receiving yards...led or tied for the team lead in receptions four times in 2012 (vs. CHI, at MIA, at IND, vs. JAX)...led the team in receiving yards four times in 2012 (vs. CHI, at MIA, at IND, at GB)...**vs. Detroit (9/23)**: Started at wide receiver and snared six receptions for 55 yards...converted a third-and-three in the first quarter with a 17-yard grab on the left sideline...**vs. Pittsburgh (10/11)**: Saw action as a reserve at wide receiver and caught four passes for 62 yards with a touchdown...kept the Titans' first scoring drive alive with a 15-yard catch on third-and-three in the opening stanza...tied the game at 23-23 with a five-yard touchdown catch with 4:19 left to play in the fourth quarter...**vs. Houston (12/2)**: Started at wide receiver and notched two receptions for 40 yards and a touchdown...hauled in a 34-yard touchdown strike from Jake Locker...**at Indianapolis (12/9)**: Started at wide receiver and led the team with eight receptions and 143 receiving yards.

**2011 SEASON**: Started the first three games at wide receiver and registered 17 receptions for 289 yards and three touchdowns...was placed on injured reserve on Sept. 28, 2011 after suffering a season-ending knee injury against Denver (9/25/11)...his 271 receiving yards over the first two weeks of the season were the second most in franchise history through first two weeks, behind only Charley Hennigan, who had 347 in 1962...**at Jacksonville (9/11)**: Started at wide receiver and led the team with 136 receiving yards on five receptions, including two touchdowns catches...hauled in a shovel pass from Matt Hasselbeck and raced 80 yards for a touchdown in the third quarter...**vs. Baltimore (9/18)**: Started at wide receiver and snared a career-best nine receptions for 135 yards with a touchdown.

**2010 SEASON**: Appeared in 12 games with six starts at wide receiver...finished second on the team with 42 receptions and led the squad with 775 receiving yards and nine receiving touchdowns...placed seventh in the NFL with an 18.5-yard receiving average...led or tied for the team lead in receptions four times in 2010 (vs. PIT, at DAL, vs. PHI, vs. HST)...led the team in receiving yards four times in 2010 (at DAL, vs. PHI, vs. HST, at IND)...a right hamstring injury suffered at San Diego (10/31) caused him to miss four games...**vs. Philadelphia (10/24)**: Led the team and tied a career high with seven receptions for a career-best 225 yards and three touchdowns...the 225 receiving yards were the fifth most in franchise history and the most since Drew Bennett amassed 233 yards against Kansas City (12/13/04)...hauled in a 26-yard touchdown catch in the corner of the end zone...notched a 34-yard reception down the left sideline...**vs. Houston (12/19)**: Led the team with six receptions and 128 receiving yards...kickstarted the Titans' second touchdown drive with a 59-yard reception off a deflected pass in the first quarter.

**2009 SEASON**: In his rookie season, led the team with 701 receiving yards and finished fourth on the squad with 42 receptions...was one of two Titans rookies in 2009 to play in all 16 games, recording six starts...ranked fifth in franchise rookie history in receiving yards and produced the highest receiving yardage total by a Titans rookie receiver since Chris Sanders' 823 yards in 1995...tied for sixth in team annals in receptions by a rookie...ranked eighth in the NFL with a 16.7-yard receiving average...led the team in receiving yards six times (at PIT, at NYJ, at JAX, at HST, vs. ARI, vs. STL), and led or tied for the team lead in receptions four times (at NYJ, at JAX, at HST, vs. ARI). Registered two 100-yard receiving games (at JAX, vs. ARI)...**vs. Arizona (11/29)**: Tied a career-best with seven receptions for a career-high 128 yards, including the game-winning score in the Titans' 20-17 come-from-behind victory...hauled in a 51-yard catch in the fourth quarter...registered a 10-yard touchdown catch in the back of the end zone on fourth-and-goal with no time remaining in the game.

**COLLEGE**: In a three-year career at Rutgers University (34 games, 31 starts), set a Big East Conference record with 3,043 receiving yards. He additionally became Rutgers' all-time leader in career touchdown receptions (17, tied with Chris Brantley), consecutive 100-yard receiving game (five in 2008), career 100-yard receiving games (14), single-season receiving yards (1,371 in 2008) and single-season receptions (87 in 2008). His 178 career receptions ranked third in Rutgers history and fourth in Big East history. Britt's 14 career 100-yard games set a school record and tied former Pittsburgh wide receiver Larry Fitzgerald's conference record...as a junior (2008), named Associated Press third-team all-American, all-Big East first-team selection and unanimous all-conference media selection. Ranked second in nation in receiving yards per game (114.2) and eighth in nation in receptions per contest (7.4). Led Big East and tied Rutgers records with 87 total receptions and 1,371 receiving yards. Recorded eight 100-yard games, including school-record five consecutive 100-yard efforts...as a sophomore (2007), was second-team all-Big East selection after finishing second on team with 62 receptions for then-school-record (broke in 2008) 1,232 yards, an average of 19.9 yards per catch. Scored eight touchdowns...as a freshman (2006), played nine games, including starts in six of final seven contests, and totaled 29 receptions for 440 yards and two touchdowns. Totaled nine plays of 20 yards or longer.

**PERSONAL**: Married to Sabrina and splits time between Nashville and Bayonne, N.J., with his son, Aiden, and his daughter, Ava...at Bayonne (N.J.) High School, earned first-team all-Hudson County honors from Hudson County Interscholastic Athletic Association, the *Star-Ledger* and *Jersey Journal*. Named fifth-best overall talent in New Jersey by Rivals.com after producing 24 receptions for 462 yards and six touchdowns...also participated in track and finished second in state in 50m-dash as senior...list of favorites: (movie) "The Bourne Ultimatum"; (TV shows) "Family Guy," "Bernie Mac" and "The Simpsons"; (music artist) Albee Al; (school subjects) math and black history; and (food) his father's lasagna...born Kenneth Lawrence Britt on Sept. 19, 1988 in Bayonne, N.J...majored in criminal justice...participated in numerous community events, including Coach Fisher & Friends Celebrity Softball game, United Way Kickoff for Charity Luncheon and the All-Community Team Ticket Program - Britt's Bombers.

# KENNY BRITT NFL STATS

## REGULAR SEASON

Year	Team	GP/S	Receiving				
			No	Yds	Avg	Lg	TD
2009	Tennessee	16/6	42	701	16.7	57	3
2010	Tennessee	12/7	42	775	18.5	80t	9
2011	Tennessee	3/3	17	289	17.0	80t	3
2012	Tennessee	14/11	45	589	13.1	46	4
2013	Tennessee	12/3	11	96	8.7	15	0
2014	RAMS	16/13	48	748	15.6	63t	3
2015	RAMS	16/13	36	681	18.9	60t	3
2016	RAMS	11/11	54	788	14.6	47	4
<b>Totals</b>		<b>100/68</b>	<b>295</b>	<b>4,667</b>	<b>15.8</b>	<b>80t</b>	<b>29</b>

**ADDITIONAL CAREER STATISTICS:** Tackles: 2010 (2), 2011 (1), 2012 (3). Two-point conversions: Pass from Titans QB Kerry Collins vs. Pittsburgh (9/19/10), Pass from Matt Hasselbeck vs. Chicago (11/4/12). Rushed for 12 yards at Tampa Bay (9/14/14). Rushed for two yards vs. Dallas (9/21/14).

### SINGLE GAME HIGHS

Receptions – 9, twice, last vs. New York Giants (12/21/14)  
 Yards – 225, vs. Philadelphia (10/24/10)  
 Long– 80t, twice, last at Jacksonville (9/11/11)  
 Touchdowns – 3, vs. Philadelphia (10/24/10)

# KENNY BRITT GAME-BY-GAME STATISTICS

## 2016 LOS ANGELES RAMS

Game	W/L	G/S	Receiving				Rushing					
			No	Yds	Avg	Lg	TD	Att	Yds	Avg	Lg	TD
@SF 9/12	L	1/1	4	67	16.8	22	0	0	0	0.0	0	0
SEA 9/18	W	1/1	6	94	15.7	36	0	0	0	0.0	0	0
@TB 9/25	W	1/1	4	48	9.5	19	0	0	0	0.0	0	0
@ARI 10/2	W	1/1	4	82	20.5	34	0	0	0	0.0	0	0
BUF 10/9	L	1/1	5	75	15.0	28	0	0	0	0.0	0	0
@DET 10/16	L	1/1	7	136	19.4	47	0	0	0	0.0	0	0
NYG 10/23	L	1/1	3	43	14.3	26	0	0	0	0.0	0	0
CAR 11/6	L	1/1	4	49	12.3	15	1	0	0	0.0	0	0
@NYJ 11/13	W	1/1	7	109	15.6	46	0	0	0	0.0	0	0
MIA 11/20	L	1/1	5	43	8.6	19	0	0	0	0.0	0	0
@NO 11/27	L	1/1	5	52	10.4	17	1	0	0	0.0	0	0
@NE 12/4	-	0/0	0	0	0.0	-	0	0	0	0.0	0	0
ATL 12/11	-	0/0	0	0	0.0	-	0	0	0	0.0	0	0
@SEA 12/15	-	0/0	0	0	0.0	-	0	0	0	0.0	0	0
SF 12/24	-	0/0	0	0	0.0	-	0	0	0	0.0	0	0
ARI 1/1/17	-	0/0	0	0	0.0	-	0	0	0	0.0	0	0
<b>TOTALS</b>	<b>4-7</b>	<b>11/11</b>	<b>54</b>	<b>788</b>	<b>14.6</b>	<b>47</b>	<b>4</b>	<b>0</b>	<b>0</b>	<b>0</b>	<b>0</b>	<b>0</b>

## 2015 ST. LOUIS RAMS

Game	W/L	G/S	Receiving				Rushing					
			No	Yds	Avg	Lg	TD	Att	Yds	Avg	Lg	TD
SEA 9/13	W	1/1	2	37	18.5	21	0	0	0	0.0	0	0
@WASH 9/20	L	1/1	2	44	22.0	40t	1	0	0	0.0	0	0
PIT 9/27	L	1/1	7	102	14.6	26	0	0	0	0.0	0	0
@ARI 10/4	W	1/1	0	0	0.0	0	0	0	0	0.0	0	0
@GB 10/11	L	1/1	0	0	0.0	0	0	0	0	0.0	0	0
CLEV 10/25	W	1/1	1	41	41.0	41	0	0	0	0.0	0	0
SF 11/1	W	1/1	0	0	0.0	0	0	0	0	0.0	0	0
@MINN 11/8	L	1/1	3	87	29.0	55	0	0	0	0.0	0	0
CHI 11/15	L	1/1	1	6	6.0	6	0	0	0	0.0	0	0
@BAL 11/22	L	1/1	2	24	12.0	16	0	0	0	0.0	0	0
@CIN 11/29	L	1/1	6	63	10.5	18	0	0	0	0.0	0	0
ARI 12/6	L	1/1	2	41	20.5	30	0	0	0	0.0	0	0
DET 12/13	W	1/1	2	35	17.5	0	0	0	0	0.0	0	0
TB 12/17	W	1/0	2	71	35.5	60t	1	0	0	0.0	0	0
@SEA 12/27	W	1/0	3	49	16.3	28t	1	0	0	0.0	0	0
@SF 1/3/16	L	1/0	3	81	27.0	54	0	0	0	0.0	0	0
<b>TOTAL</b>	<b>7-9</b>	<b>16/13</b>	<b>36</b>	<b>681</b>	<b>18.9</b>	<b>60t</b>	<b>3</b>	<b>0</b>	<b>0</b>	<b>0.0</b>	<b>0</b>	<b>0</b>

## 2014 ST. LOUIS RAMS

Game	W/L	G/S	Receiving				Rushing					
			No	Yds	Avg	Lg	TD	Att	Yds	Avg	Lg	TD
MIN 9/7	L	1/1	0	0	0.0	0	0	0	0	0.0	0	0
@TB 9/14	W	1/0	1	17	17.0	17	0	1	12	12.0	12	0
DAL 9/21	L	1/0	5	69	13.8	38	0	1	2	2.0	2	0
PHI 10/5	L	1/0	3	68	22.7	32	1	0	0	0.0	0	0
SF 10/13	L	1/1	3	39	13.0	18	0	0	0	0.0	0	0
SEA 10/19	W	1/1	2	4	2.0	6	0	0	0	0.0	0	0
@KC 10/26	L	1/1	2	52	26.0	43	0	0	0	0.0	0	0
@SF 11/2	W	1/1	2	32	16.0	21t	1	0	0	0.0	0	0
@ARI 11/9	L	1/1	3	31	10.3	14	0	0	0	0.0	0	0
DEN 11/16	W	1/1	4	128	32.0	63t	1	0	0	0.0	0	0
@SD 11/23	L	1/1	2	37	18.5	27	0	0	0	0.0	0	0
OAK 11/30	W	1/1	1	13	13.0	13	0	0	0	0.0	0	0
@WAS 12/7	W	1/1	2	52	26.0	41	0	0	0	0.0	0	0
ARI 12/11	L	1/1	5	65	13.0	22	0	0	0	0.0	0	0
NYG 12/21	L	1/1	9	103	11.4	27	0	0	0	0.0	0	0
@SEA 12/28	L	1/1	4	38	9.5	0	0	0	0	0.0	0	0
<b>TOTAL</b>	<b>6-10</b>	<b>16/13</b>	<b>48</b>	<b>748</b>	<b>15.6</b>	<b>63t</b>	<b>3</b>	<b>2</b>	<b>14</b>	<b>7.0</b>	<b>12</b>	<b>0</b>

## 2013 Tennessee Titans

Game	W/L	G/S	Receiving				Rushing					
			No	Yds	Avg	Lg	TD	Att	Yds	Avg	Lg	TD
@PIT 9/8	W	1/1	1	15	15.0	15	0	0	0	0.0	0	0
@HOU 9/15	L	1/1	4	28	7.0	9	0	0	0	0.0	0	0
SD 9/22	W	1/1	0	0	0.0	0	0	0	0	0.0	0	0
KC 10/6	L	1/0	1	9	9.0	9	0	0	0	0.0	0	0
@SEA 10/13	L	1/0	1	7	7.0	7	0	0	0	0.0	0	0
SF 10/20	L	1/0	1	8	8.0	8	0	0	0	0.0	0	0
@STL 11/3	W	1/0	0	0	0.0	0	0	0	0	0.0	0	0
JAX 11/10	L	1/0	0	0	0.0	0	0	0	0	0.0	0	0
IND 11/14	L	1/0	0	0	0.0	0	0	0	0	0.0	0	0
@OAK 11/24	W	1/0	0	0	0.0	0	0	0	0	0.0	0	0
@IND 12/1	L	1/0	0	0	0.0	0	0	0	0	0.0	0	0
ARI 12/15	L	1/0	3	29	9.7	13	0	0	0	0.0	0	0
<b>TOTAL</b>	<b>4-8</b>	<b>12/3</b>	<b>11</b>	<b>96</b>	<b>8.7</b>	<b>15</b>	<b>0</b>	<b>0</b>	<b>0</b>	<b>0.0</b>	<b>0</b>	<b>0</b>

# KENNY BRITT GAME-BY-GAME STATISTICS CONTINUED

## 2012 Tennessee Titans

Game	W/L	G/S	Receiving			Rushing						
			No	Yds	Avg	Lg	TD	Att	Yds	Avg	Lg	TD
@SD 9/16	L	1/0	1	5	5.0	5	0	0	0	0.0	0	0
DET 9/23	W	1/1	6	55	9.2	17	0	0	0	0.0	0	0
@MIN 10/7	L	1/0	2	23	11.5	17	0	0	0	0.0	0	0
PIT 10/11	W	1/0	4	62	15.5	37	1	0	0	0.0	0	0
@BUF 10/21	W	1/1	4	30	7.5	16	0	0	0	0.0	0	0
IND 10/28	L	1/1	3	34	11.3	17	0	0	0	0.0	0	0
CHI 11/4	L	1/1	5	67	13.4	23	0	0	0	0.0	0	0
@MIA 11/11	W	1/1	2	36	18.0	28	0	0	0	0.0	0	0
@JAC 11/25	L	1/1	3	25	8.3	12	1	0	0	0.0	0	0
HOU 12/2	L	1/1	2	40	20.0	34t	1	0	0	0.0	0	0
@IND 12/9	L	1/1	8	143	17.9	46	0	0	0	0.0	0	0
NYJ 12/17	W	1/1	1	7	7.0	7	0	0	0	0.0	0	0
@GB 12/23	L	1/1	2	41	20.5	39	1	0	0	0.0	0	0
JAC 12/30	W	1/1	2	21	10.5	11	0	0	0	0.0	0	0
<b>TOTAL</b>	<b>6-8</b>	<b>14/11</b>	<b>45</b>	<b>589</b>	<b>13.1</b>	<b>46</b>	<b>4</b>	<b>0</b>	<b>0</b>	<b>0.0</b>	<b>0</b>	<b>0</b>

## 2011 Tennessee Titans

Game	W/L	G/S	Receiving			Rushing						
			No	Yds	Avg	Lg	TD	Att	Yds	Avg	Lg	TD
@JAC 9/11	L	1/1	5	136	27.2	80t	2	0	0	0.0	0	0
BAL 9/18	W	1/1	9	135	15.0	37	1	0	0	0.0	0	0
DEN 9/25	W	1/1	3	18	6.0	13	0	0	0	0.0	0	0
<b>TOTAL</b>	<b>2-1</b>	<b>3/3</b>	<b>17</b>	<b>289</b>	<b>17.0</b>	<b>80t</b>	<b>3</b>	<b>0</b>	<b>0</b>	<b>0.0</b>	<b>0</b>	<b>0</b>

## 2010 Tennessee Titans

Game	W/L	G/S	Receiving			Rushing						
			No	Yds	Avg	Lg	TD	Att	Yds	Avg	Lg	TD
OAK 9/12	W	1/0	0	0	0.0	0	0	0	0	0.0	0	0
PIT 9/19	L	1/0	5	41	8.2	11	0	0	0	0.0	0	0
@NYG 9/26	W	1/0	2	26	13.0	13t	1	0	0	0.0	0	0
DEN 10/3	L	1/0	3	23	7.7	8t	1	0	0	0.0	0	0
@DAL 10/10	W	1/1	4	86	21.5	52	1	0	0	0.0	0	0
@JAC 10/18	W	1/1	2	33	16.5	23t	1	0	0	0.0	0	0
PHI 10/24	W	1/0	7	225	32.1	80t	3	0	0	0.0	0	0
@SD 10/31	L	1/1	0	0	0.0	0	0	0	0	0.0	0	0
IND 12/9	L	1/1	4	39	9.8	18	0	0	0	0.0	0	0
HOU 12/19	W	1/1	6	128	21.3	59	0	0	0	0.0	0	0
@KC 12/26	L	1/1	4	89	22.3	53t	1	0	0	0.0	0	0
@IND 1/2	L	1/1	5	85	17.0	22	1	0	0	0.0	0	0
<b>TOTAL</b>	<b>6-6</b>	<b>12/7</b>	<b>42</b>	<b>775</b>	<b>18.5</b>	<b>80t</b>	<b>9</b>	<b>0</b>	<b>0</b>	<b>0.0</b>	<b>0</b>	<b>0</b>

## 2009 Tennessee Titans

Game	W/L	G/S	Receiving			Rushing						
			No	Yds	Avg	Lg	TD	Att	Yds	Avg	Lg	TD
@PIT 9/10	L	1/0	4	85	21.3	57	0	0	0	0.0	0	0
HOU 9/20	L	1/0	2	22	11.0	13	0	0	0	0.0	0	0
@NYJ 9/27	L	1/0	4	59	14.8	27	0	0	0	0.0	0	0
@JAC 10/4	L	1/0	7	105	15.0	42	0	0	0	0.0	0	0
IND 10/11	L	1/0	2	18	9.0	11	0	0	0	0.0	0	0
@NE 10/18	L	1/0	0	0	0.0	0	0	0	0	0.0	0	0
JAC 11/1	W	1/0	1	7	7.0	7	0	0	0	0.0	0	0
@SF 11/8	W	1/0	0	0	0.0	0	0	0	0	0.0	0	0
BUF 11/15	W	1/1	2	55	27.5	38	0	0	0	0.0	0	0
@HOU 11/23	W	1/1	4	42	10.5	16	0	0	0	0.0	0	0
ARI 11/29	W	1/1	7	128	18.3	51	1	0	0	0.0	0	0
@IND 12/6	L	1/1	3	46	15.3	25	1	0	0	0.0	0	0
STL 12/13	W	1/1	2	75	37.5	44	1	0	0	0.0	0	0
MIA 12/20	W	1/1	2	32	16.0	19	0	0	0	0.0	0	0
SD 12/25	L	1/0	1	13	13.0	13	0	0	0	0.0	0	0
@SEA 1/3	W	1/0	1	14	14.0	14	0	0	0	0.0	0	0
<b>TOTAL</b>	<b>8-8</b>	<b>16/6</b>	<b>42</b>	<b>701</b>	<b>16.7</b>	<b>57</b>	<b>3</b>	<b>0</b>	<b>0</b>	<b>0.0</b>	<b>0</b>	<b>0</b>



# 90 | MICHAEL BROCKERS

<b>Position:</b>	<b>Defensive Tackle</b>
<b>Ht./Wt.:</b>	<b>6-5/326</b>
<b>Birth Date:</b>	<b>12/21/90</b>
<b>College:</b>	<b>LSU</b>
<b>Hometown:</b>	<b>Houston, Texas</b>
<b>Experience:</b>	<b>5th year (5th Rams)</b>
<b>Acquired:</b>	<b>D1-2012 (14th)</b>

**Career GP/GS (Playoffs): 70/69 (0/0)**



**TRANSACTIONS:** Selected by the Rams in the first round (14th overall) of the 2012 NFL Draft (4/26/12).

**PRO :** Fifth-year pro has played in 70 career games with 69 starts...after his first two seasons his 9.5 sacks was the best amongst defensive lineman in the first round of the 2012 draft...named to the Pro Football Writers of American/Pro Football Weekly All-Rookie team in 2012.

**2016 SEASON: Week 1 at San Francisco (9/12):** Started at defensive tackle...recorded seven total tackles (two solo)...**Week 2 at Seattle (9/18):** Started at defensive tackle...compiled two total tackles (one solo) in the club's home opener...**Week 3 at Tampa Bay (9/25):** Started at defensive tackle...registered five total tackles (three solo)...also recorded one quarterback pressure and one quarterback hit...**Week 4 at Arizona (10/2):** Started at defensive tackle...recorded five total tackles (three solo)...**Week 5 vs. Buffalo (10/9):** Declared inactive...**Week 6 at Detroit (10/16):** Returned to the lineup and started at defensive tackle...finished the day with three tackles (two solo)...added one pass defensed... **Week 7 vs. New York Giants (10/23):** Declared inactive...**Week 9 vs. Carolina (11/6):** Started at defensive tackle...recorded one tackle and one quarterback pressure...**Week 10 at New York Jets (11/13):** Started at defensive tackle...registered three tackles...**Week 11 vs. Miami (11/20):** Started at defensive tackle...tallied five tackles (three solo)...added one quarterback pressure and one quarterback hit... **Week 12 at New Orleans (11/27):** Started at defensive tackle...led the defensive line with six tackles (four solo).

**2015 SEASON:** Started 16 games at defensive tackle...tallied 74 tackles (44 solo), 3.0 sacks, 18 quarterback pressures and six quarterback hits on the season...**vs. Detroit (12/13):** Sacked QB Matt Stafford for an 8-yard loss...marked his third sack of the season and 14.5 career...also credited with two assisted tackles, two quarterback pressures and one hit on the quarterback...**vs. San Francisco (11/1):** Sacked 49ers QB Colin Kaepernick for a 3-yard loss, his second sack of the season...registered six tackles (four solo)...**Week 7 vs. Cleveland (10/25):** Recorded four tackles (three solo)...**at Green Bay (10/11):** Sacked Packers QB Aaron Rodgers for a 3-yard loss...also made five tackles (three solo)...**at Washington (9/20):** Recorded nine tackles (six solo)... **vs. Seattle (9/13):** Established a new career-high in tackles with 13, good for the team lead in tackles.

**2014 SEASON:** Started 16 games...finished the season with 73 tackles (31 solo), two sacks and 14 quarterback pressures...**at San Francisco (11/2):** Tallied five tackles (four solo) and 1.0 sack, his first of the season...**at San Diego (11/23):** Tallied five tackles (two solo) and 1.0 sack...**at Seattle (12/28):** Posted a season-high 10 tackles (three solo).

**2013 SEASON:** Started 16 games at right defensive tackle...led all Rams defensive linemen with 75 tackles...finished with a career-high 5.5 sacks on the year...**vs. San Francisco (9/26):** Split a sack with DE Chris Long...made three tackles (two solo)...**vs. Jacksonville (10/6):** Sacked Jaguars QB Blaine Gabbert for a 4-yard loss...marked his first sack of the season...tallied four tackles (two solo)...also caused one fumble...**at Houston (10/13):** Recorded two sacks on Texans QB Matt Schaub...marks second consecutive game with a sack, pushes his season total to 3.5 and career to 7.5...added seven solo tackles, including three for loss...**vs. Seattle (10/28):** Tallied six tackles (one solo)...part of a defensive line that helped limit the Seahawks to just 44 rushing yards...**vs. Chicago (11/24):** Recorded two tackles (one solo)...also caused one fumble and had two quarterback pressures...**at San Francisco (12/1):** Sacked 49ers QB Colin Kaepernick...added a second sack on Kaepernick to give him four career multiple sack games...added seven tackles (two solo)...**vs. New Orleans (12/15):** Batted down a Saints K Garrett Hartley 36-yard field goal attempt...also recorded six tackles (four solo) and one hit on the quarterback...**at Seattle (12/29):** Posted a season-high 10 tackles (eight solo), including two for loss.

**2012 SEASON:** Named to Pro Football Weekly's All-Rookie Team...led all Rams defensive linemen in tackles (63) despite missing three games...also had 4.0 sacks and 13 quarterback pressures during rookie season...**vs. Seattle (9/30):** Saw his first NFL action, starting at right defensive tackle...recorded two assisted tackles...**vs. Green Bay (10/21):** Started at right defensive tackle...sacked Packers' QB Aaron Rodgers for a loss of four yards, his first career sack...notched a season-high seven tackles (four solo)...**vs. New England (10/28):** Saw action on defense...tallied two assisted tackles, a pass defensed and three quarterback pressures...**at San Francisco (11/11):** Started at right defensive tackle...split a sack on 49ers QB Alex Smith with DE Robert Quinn for a two-yard loss...notched a solo sack on Smith to give him 1.5 on the day and 2.5 on the season...also made five tackles (three solo), one quarterback pressure and one hit on the quarterback...**vs. San Francisco (12/2):** Started at right defensive tackle...notched a season-high among Rams defensive linemen in tackles with 11 (five solo), including one for loss...**at Buffalo (12/9):** Started at right defensive tackle... split a sack on Buffalo QB Ryan Fitzpatrick on the first drive of the game...tallied a solo sack for a loss of six yards to push his season total to 4.0...forced a RB Fred Jackson fumble, which was recovered by LB James Laurinaitis and returned four yards...marks the first forced fumble of his career...also made six tackles (five solo), including one for loss...added two quarterback pressures and and two quarterback hits...**vs. Minnesota (12/16):** Started at right



# MICHAEL BROCKERS GAME-BY-GAME STATISTICS

## 2014 ST. LOUIS RAMS

Game	W/L	P/S	T	S	A	Sk	Yds	Int	Yds	Lg	TD	PD	FF	FR	Yds
MIN 9/7	L	1/1	3	2	1	0.0	0	0	0	0	0	0	0	0	0
@TB 9/14	W	1/1	1	0	1	0.0	0	0	0	0	0	0	0	0	0
DAL 9/21	L	1/1	6	4	2	0.0	0	0	0	0	0	0	0	0	0
PHI 10/5	L	1/1	1	0	1	0.0	0	0	0	0	0	0	0	1	0
SF 10/13	L	1/1	4	3	1	0.0	0	0	0	0	0	0	0	0	0
SEA 10/19	W	1/1	4	0	4	0.0	0	0	0	0	0	0	0	0	0
@KC 10/26	L	1/1	3	2	1	0.0	0	0	0	0	0	0	0	0	0
@SF 11/2	W	1/1	5	4	1	1.0	4	0	0	0	0	0	0	0	0
@ARI 11/9	L	1/1	2	0	2	0.0	0	0	0	0	0	0	0	0	0
DEN 11/16	W	1/1	2	1	1	0.0	0	0	0	0	0	0	0	0	0
@SD 11/23	L	1/1	5	2	3	1.0	4	0	0	0	0	0	0	0	0
OAK 11/30	W	1/1	8	6	2	0.0	0	0	0	0	0	0	0	0	0
@WAS 12/7	W	1/1	2	0	2	0.0	0	0	0	0	0	0	0	0	0
ARI 12/11	L	1/1	8	2	6	0.0	0	0	0	0	0	0	0	0	0
NYG 12/21	L	1/1	9	2	7	0.0	0	0	0	0	0	0	0	0	0
@SEA 12/28	L	1/1	10	3	7	0.0	0	0	0	0	0	0	0	0	0
TOTAL	6-10	16/16	73	31	42	2.0	8	0	0	0	0	0	0	1	0

## 2013 ST. LOUIS RAMS

Game	W/L	P/S	T	S	A	Sk	Yds	Int	Yds	Lg	TD	PD	FF	FR	Yds
ARI 9/8	W	1/1	4	3	1	0.0	0	0	0	0	0	0	0	0	0
@ATL 9/15	L	1/1	1	1	0	0.0	0	0	0	0	0	0	0	0	0
@DAL 9/22	L	1/1	5	2	3	0.0	0	0	0	0	0	0	0	0	0
SF 9/26	L	1/1	3	2	1	0.5	4.0	0	0	0	0	0	0	0	0
JAC 10/6	W	1/1	4	2	2	1.0	3.0	0	0	0	0	0	1	0	0
@HOU 10/13	W	1/1	7	7	0	2.0	4.0	0	0	0	0	0	0	0	0
@CAR 10/20	L	1/1	2	0	2	0.0	0	0	0	0	0	0	0	0	0
SEA 10/28	L	1/1	6	1	5	0.0	0	0	0	0	0	0	0	0	0
TEN 11/3	L	1/1	5	4	1	0.0	0	0	0	0	0	0	0	0	0
@IND 11/10	W	1/1	4	1	3	0.0	0	0	0	0	0	0	0	0	0
CHI 11/24	W	1/1	2	1	1	0.0	0	0	0	0	0	0	1	0	0
@SF 12/1	L	1/1	7	2	5	2.0	13.0	0	0	0	0	0	0	0	0
@ARI 12/8	L	1/1	6	2	4	0.0	0	0	0	0	0	0	0	0	0
NO 12/15	W	1/1	6	4	2	0.0	0	0	0	0	0	0	0	0	0
TB 12/22	W	1/1	3	0	3	0.0	0	0	0	0	0	0	0	0	0
@SEA 12/29	L	1/0	10	8	2	0.0	0	0	0	0	0	0	0	0	0
TOTAL	7-9	16/16	75	40	35	5.5	24.0	0	0	0	0	0	2	0	0

## 2012 ST. LOUIS RAMS


Game	W/L	P/S	T	S	A	Sk	Yds	Int	Yds	Lg	TD	PD	FF	FR	Yds
@DET 9/9	L														
WAS 9/16	W														
@CHI 9/23	L														
SEA 9/30	W	1/1	2	0	2	0.0	0	0	0	0	0	0	0	0	0
ARI 10/4	W	1/1	2	2	0	0.0	0	0	0	0	0	0	0	0	0
@MIA 10/14	L	1/1	1	0	1	0.0	0	0	0	0	0	0	0	0	0
GB 10/21	L	1/1	7	4	3	1.0	4	0	0	0	0	0	0	0	0
NE 10/28	L	1/0	2	0	2	0.0	0	0	0	0	1	0	0	0	0
@SF 11/11	T	1/1	5	3	2	1.5	8	0	0	0	0	0	0	0	0
NYJ 11/18	L	1/1	6	4	2	0.0	0	0	0	0	0	0	0	0	0
@ARI 11/25	W	1/1	6	3	3	0.0	0	0	0	0	0	0	0	0	0
SF 12/2	W	1/1	11	5	6	0.0	0	0	0	0	0	0	0	0	0
@BUF 12/9	W	1/1	6	5	1	1.5	6.5	0	0	0	0	1	0	0	0
MIN 12/16	L	1/1	7	2	5	0.0	0	0	0	0	0	0	0	0	0
@TB 12/23	W	1/1	5	1	4	0.0	0	0	0	0	1	0	0	0	0
@SEA 12/30	L	1/1	3	2	1	0.0	0	0	0	0	0	0	0	0	0
TOTAL	7-8-1	13/12	63	31	32	4.0	18.5	0	0	0	2	1	0	0	0



# 68 | JAMON BROWN

<b>Position:</b>	<b>Offensive Lineman</b>
<b>Ht./Wt.:</b>	<b>6-3/323</b>
<b>Birth Date:</b>	<b>3/15/93</b>
<b>College:</b>	<b>Louisville</b>
<b>Hometown:</b>	<b>Louisville, Ky.</b>
<b>Experience:</b>	<b>2nd year (2nd Rams)</b>
<b>Acquired:</b>	<b>D3A-(72nd)-2015</b>

**Career GP/GS (Playoffs): 15/11 (0/0)**



**TRANSACTIONS:** Placed on reserve/injured (11/17/15)...selected by St. Louis in the third round (72nd overall) of the 2015 NFL Draft (5/1/15).

**2016 SEASON: Week 1 at San Francisco (9/12):** Saw action on the offensive line...**Week 2 vs. Seattle (9/18):** Saw action on the offensive line...**Week 3 at Tampa Bay (9/25):** Saw action on the offensive line...**Week 4 at Arizona (10/2):** Declared inactive...**Week 5 vs. Buffalo (10/9):** Played on the offensive line and special teams...**Week 6 at Detroit (10/16):** Started at right guard for his first start of the season...helped pave the way for the offense to compile 387 yards...**Week 7 vs. New York Giants (10/23):** Declared inactive...**Week 9 vs. Carolina (11/6):** Declared inactive... **Week 10 at New York Jets (11/13):** Declared inactive...**Week 11 vs. Miami (11/20):** Declared inactive...**Week 12 at New Orleans (11/27):** Started at left guard.

**2015 SEASON:** Started nine games before being placed on reserve/injured (11/17/15)...**vs. San Francisco (11/1):** Opened up rushing lanes for the team to gain 197 yards on the ground...**vs. Cleveland (10/25):** Helped block for RB Todd Gurley to tally two rushing touchdowns...**at Arizona (10/4):** Opened up running lanes for rookie RB Todd Gurley to record 146 rushing yards...**vs. Seattle (9/13):** Started at left guard in his NFL debut...helped block for 19 first downs.

**COLLEGE:** Started all 13 games at offensive tackle in 2014 season...earned second team All-ACC accolades after leading the Cardinals to a 9-3 record...helped the Cardinals average 142.7 yards per game on the ground...allowed two sacks all season from his tackle position...started his 40th career game in the Belk Bowl versus Georgia...started all 13 games at left tackle in 2013 after playing right tackle in 2012...played on an offense that averaged 460.8 yards per game...offense scored 30 or more points nine times...started all 13 games at right tackle in 2012...helped the Cardinals average 296.1 yards through the air and 122.7 yards on the ground...appeared in nine games during freshman campaign in 2011, made one start...started the year at defensive tackle before making the transition to offense...made collegiate debut at defensive tackle against Murray State...earned first start at offensive guard versus North Carolina in a 14-7 loss...appeared in seven other games on the offensive line.

**PERSONAL:** Big, athletic defensive lineman who was considered one of the best prospects in the state of Kentucky...played for Curtis Higgins at Fern Creek High School...a three-year starter on defense and two-year starter on offense...rated seventh on the 2011 Kentucky's Watch List... ranked as the 52nd best defensive line prospect by Scout.com...rated three-star prospect by Rivals.com and the 58th-best tackle...recorded 25 tackles for loss in his career, including 12 as a senior despite playing with a nagging ankle injury...voted All-District 6-A...named to the All-Southern First Team by the Orlando Sentinel...earned Honorable Mention All-State accolades...rated as the 14th-best senior in the state of Kentucky...rated as the 47th-best defensive tackle by ESPN...helped his power-lifting team to a second-place finish in the state... raised his bench max to 300 pounds and his squat to 525... selected third team All-State as a junior...son of June Embers...justice administration major...sang a solo at the banquet of the Russell Athletic Bowl.

**BROWN'S Games Played Stats:** RAMS 2016 (6/2), 2015 (9/9). **TOTALS: (15/11).**



# 39 | MALCOLM BROWN

**Position:** Running Back  
**Ht./Wt.:** 5-11/244  
**Birth Date:** 5/15/93  
**College:** Texas  
**Hometown:** Cibolo, Texas  
**Experience:** 1st year (2nd Rams)  
**Acquired:** UDFA-2015

**Career GP/GS (Playoffs):** 12/0 (0/0)



**TRANSACTIONS:** Signed to the Rams' active roster (10/27/15), after being released (10/23/15)...added to the practice squad (9/6/15), after being released (9/5/15)...signed with the Rams (12/30/14)...signed to the Rams' practice squad (9/1/14), after being released (8/30/14)...selected by the Rams in the seventh round (241st overall) of the 2014 NFL Draft (5/10/14).

**2016 SEASON: Week 1 at San Francisco (9/12):** Recorded one rush for five yards and one reception for eight yards...**Week 2 vs. Seattle (9/18):** Appeared on special teams and offense in the club's home opener...**Week 3 at Tampa Bay (9/25):** Saw action on special teams...**Week 4 at Arizona (10/2):** Played on offense and special teams, recording one special teams tackle...**Week 5 vs. Buffalo (10/9):** Saw action on offense and special teams...helped the Rams get into opponent territory with a career-long 26-yard reception in the fourth quarter...**Week 6 at Detroit (10/16):** Saw action on special teams...**Week 7 vs. New York Giants (10/23):** Played on special teams...**Week 9 vs. Carolina (11/6):** Tallied one rush on offense...also played on special teams... **Week 10 at New York Jets (11/13):** Saw action on special teams...**Week 11 vs. Miami (11/20):** Played on special teams, recorded one special teams tackle...**Week 12 at New Orleans (11/27):** Rushed three times for nine yards while also seeing time on special teams.

**2015 SEASON:** Played in one game for the Rams.

**COLLEGE:** Played at Texas for four seasons, playing in 44 games (25 starts). In his four-year career with the Longhorns, Brown tallied 2,678 rushing yards on 630 carries (4.3 avg.) with 24 touchdowns. Also recorded 51 receptions resulting in 382 yards (7.5 avg.) and three touchdowns. As a true freshman in 2011, rushed for 742 yards and five touchdowns, earning the Big 12's Newcomer of the Year award. As a junior in 2013, Brown's 904 rushing yards and 1,099 all-purpose yards led the Longhorns. Started all 13 games at running back as a senior in 2014, was a second-team All-Big 12 selection.

**PERSONAL:** Born in Biloxi, Miss., on May 5, 1993. Brown's father, Tommy, played collegiately at Northwest Mississippi JUCO from 1982-84. Graduated from Texas with a degree in physical culture and sports in December 2014.

## MALCOLM BROWN NFL STATISTICS

REGULAR SEASON												
Year	Team	Receiving					Rushing					
		G/S	No	Yds	Avg	Lg	TD	Att	Yds	Avg	Lg	TD
2015	RAMS	1/0	1	-2	-2.0	-2	0	4	17	4.3	13	0
2016	RAMS	11/0	2	34	17.0	26	0	7	16	2.3	5	0
<b>TOTALS</b>		<b>12/0</b>	<b>3</b>	<b>32</b>	<b>10.6</b>	<b>26</b>	<b>0</b>	<b>11</b>	<b>33</b>	<b>3.0</b>	<b>13</b>	<b>0</b>

Year	Team	Punt Returns			Kickoff Returns						
		No	Yds	Avg	Lg	TD	Att	Yds	Avg	Lg	TD
2015	RAMS	0	0	0.0	0	0	0	0	0.0	0	0
2016	RAMS	0	0	0.0	0	0	0	0	0.0	0	0
<b>TOTALS</b>		<b>0</b>	<b>0</b>	<b>0.0</b>	<b>0</b>	<b>0</b>	<b>0</b>	<b>0</b>	<b>0.0</b>	<b>0</b>	<b>0</b>

**ADDITIONAL CAREER STATISTICS:** Special teams tackles: 2016 (2).

**SINGLE GAME HIGHS**  
 Rushes - Four, at San Francisco (1/3/16)  
 Rush yards - 17, at San Francisco (1/3/16)



# MALCOLM BROWN GAME-BY-GAME STATISTICS

2016 LOS ANGELES RAMS																							
Game	W/L	Receiving						Rushing						Returns									
		G/S	No	Yds	Avg	Lg	TD	Att	Yds	Avg	Lg	TD	PR	FC	YDS	LG	TD	KR	YDS	AVG	LG	TD	
@SF 9/12	L	1/0	1	8	8.0	8	0	1	5	5.0	5	0	0	0	0	0	0	0	0	0	0	0	0
SEA 9/18	W	1/0	0	0	0.0	0	0	0	0	0.0	0	0	0	0	0	0	0	0	0	0	0	0	0
@TB 9/25	W	1/0	0	0	0.0	0	0	0	0	0.0	0	0	0	0	0	0	0	0	0	0	0	0	0
@ARI 10/2	W	1/0	0	0	0.0	0	0	0	0	0.0	0	0	0	0	0	0	0	0	0	0	0	0	0
BUF 10/9	L	1/0	1	26	26.0	26	0	2	2	1.0	2	0	0	0	0	0	0	0	0	0	0	0	0
@DET 10/16	L	1/0	0	0	0.0	0	0	0	0	0.0	0	0	0	0	0	0	0	0	0	0	0	0	0
NYG 10/23	L	1/0	0	0	0.0	0	0	0	0	0.0	0	0	0	0	0	0	0	0	0	0	0	0	0
CAR 11/6	L	1/0	0	0	0.0	0	0	1	0	0.0	0	0	0	0	0	0	0	0	0	0	0	0	0
@NYJ 11/13	W	1/0	0	0	0.0	0	0	0	0	0.0	0	0	0	0	0	0	0	0	0	0	0	0	0
MIA 11/20	L	1/0	0	0	0.0	0	0	0	0	0.0	0	0	0	0	0	0	0	0	0	0	0	0	0
@NO 11/27	L	1/0	0	0	0.0	0	0	3	9	3.0	4	0	0	0	0	0	0	0	0	0	0	0	0
@NE 12/4	-	0/0	0	0	0.0	0	0	0	0	0.0	-	0	0	0	0	0	0	0	0	0	0	-	0
ATL 12/11	-	0/0	0	0	0.0	0	0	0	0	0.0	-	0	0	0	0	0	0	0	0	0	0	-	0
@SEA 12/15	-	0/0	0	0	0.0	0	0	0	0	0.0	-	0	0	0	0	0	0	0	0	0	0	-	0
SF 12/24	-	0/0	0	0	0.0	0	0	0	0	0.0	-	0	0	0	0	0	0	0	0	0	0	-	0
ARI 1/1/17	-	0/0	0	0	0.0	0	0	0	0	0.0	-	0	0	0	0	0	0	0	0	0	0	-	0
<b>TOTALS</b>	<b>4-7</b>	<b>11/0</b>	<b>2</b>	<b>34</b>	<b>17.0</b>	<b>26</b>	<b>0</b>	<b>7</b>	<b>16</b>	<b>2.3</b>	<b>5</b>	<b>0</b>	<b>0</b>	<b>0</b>	<b>0</b>	<b>0</b>	<b>0</b>	<b>0</b>	<b>0</b>	<b>0.0</b>	<b>0</b>	<b>0</b>	<b>0</b>



# 41 | MARQUI CHRISTIAN

**Position:** Defensive Back  
**Ht./Wt.:** 6-1/205  
**Birth Date:** 10/27/94  
**College:** **Midwestern State**  
**Hometown:** **Spring, Texas**  
**Experience:** **Rookie**  
**Acquired:** **W(AZ)-2016**

**Career GP/GS (Playoffs): 8/0 (0/0)**



**TRANSACTIONS:** Acquired via waivers by the Rams (9/28/16)...released by the Cardinals (9/27/16)...originally entered the NFL as Arizona's fifth-round draft choice (167th overall) in the 2016 NFL Draft (5/6/16).

**PRO:** Rookie defensive back and special teams performer has played in eight career games after being acquired by the Rams via waivers following Week 3 of the 2016 season.

**2016 SEASON: Week 1 at San Francisco (9/12):** Not on team...**Week 2 vs. Seattle (9/18):** Not on team...**Week 3 at Tampa Bay (9/25):** Not on team...**Week 4 at Arizona (10/2):** Made his NFL debut playing on defense and special teams...**Week 5 vs. Buffalo (10/9):** Appeared on defense and special teams...recorded two special teams tackles...**Week 6 at Detroit (10/16):** Played on defense and special teams...**Week 7 vs. New York Giants (10/23):** Appeared on both defense and special teams...**Week 9 vs. Carolina (11/26):** Saw action on defense and special teams...**Week 10 at New York Jets (11/13):** Served as a key contributor on special teams, registered one special teams tackle...**Week 11 vs. Miami (11/20):** Played on special teams...**Week 12 at New Orleans (11/27):** Saw action on special teams.

**COLLEGE:** Finished his career at Midwestern State as the Mustangs' all-time leading tackler...a three-time first-team All-Lone Star Conference selection...played in 41 games (30 starts)...recorded 295 tackles, three interceptions, four fumble recoveries, with one returned for touchdown, and three forced fumbles...as a special teams performer, returned a botched punt for a touchdown...in addition to being named a first-team All-American, was the recipient of the Cliff Harris Award, an honor given to the nation's top small college defensive player as a senior.

**PERSONAL:** Attended Spring High School in Spring, Texas...registered 90 tackles, two touchdowns and two fumble recoveries, making him a first-team All-District 13-5A selection as a senior in 2011.

## MARQUI CHRISTIAN NFL STATISTICS

REGULAR SEASON																
Year	Team	G/S	Tackles					Interceptions				Fumbles				
			Total	Solo	Asst	Sk	Yds	Int	Yds	Lg	TD	PD	FF	FR	Yds	
2016	RAMS	8/0	0	0	0	0.0	0.0	0	0	0	0	0	0	0	0	0
Total		8/0	0	0	0	0.0	0.0	0	0	0	0	0	0	0	0	

**ADDITIONAL CAREER STATISTICS:** Special Teams Tackles: 2016 (3).

## MARQUI CHRISTIAN GAME-BY-GAME STATISTICS


2016 LOS ANGELES RAMS															
Game	W/L	P/S	T	S	A	Sk	Yds	Int	Yds	Lg	TD	PD	FF	FR	Yds
@SF 9/12	L														
SEA 9/18	W														
@TB 9/25	W														
@ARI 10/2	W	1/0	0	0	0	0.0	0	0	0	-	0	0	0	0	0
BUF 10/9	L	1/0	0	0	0	0.0	0	0	0	-	0	0	0	0	0
@DET 10/16	L	1/0	0	0	0	0.0	0	0	0	-	0	0	0	0	0
NYG 10/23	L	1/0	0	0	0	0.0	0	0	0	-	0	0	0	0	0
CAR 11/6	L	1/0	0	0	0	0.0	0	0	0	-	0	0	0	0	0
@NYJ 11/13	W	1/0	0	0	0	0.0	0	0	0	-	0	0	0	0	0
MIA 11/20	L	1/0	0	0	0	0.0	0	0	0	-	0	0	0	0	0
@NO 11/27	L	0/0	0	0	0	0.0	0	0	0	-	0	0	0	0	0
@NE 12/4	-	0/0	0	0	0	0.0	0	0	0	-	0	0	0	0	0
ATL 12/11	-	0/0	0	0	0	0.0	0	0	0	-	0	0	0	0	0
@SEA 12/15	-	0/0	0	0	0	0.0	0	0	0	-	0	0	0	0	0
SF 12/24	-	0/0	0	0	0	0.0	0	0	0	-	0	0	0	0	0
ARI 1/1/17	-	0/0	0	0	0	0.0	0	0	0	-	0	0	0	0	0
TOTALS	4-7	8/0	0	0	0	0.0	0	0	0	-	0	0	0	0	0



# 10 | PHAROH COOPER

Position:	Wide Receiver
Ht./Wt.:	5-11/207
Birth Date:	3/7/95
College:	South Carolina
Hometown:	Havelock, N.C.
Experience:	Rookie
Acquired:	D4B-2016 (117th)

Career GP/GS (Playoffs): 5/0 (0/0)



**TRANSACTIONS:** Selected by Los Angeles in the fourth round (117th overall) of the 2016 NFL Draft (4/30/16).

**2016 SEASON:** **Week 1 at San Francisco (9/12):** Inactive...**Week 2 vs. Seattle (9/18):** Inactive...**Week 3 at Tampa Bay (9/25):** Inactive...**Week 4 at Arizona (10/2):** Inactive...**Week 5 vs. Buffalo (10/9):** Made his NFL debut...played on offense and special teams...returned one kickoff for 23 yards...**Week 6 at Detroit (10/16):** Inactive...**Week 7 vs. New York Giants (10/23):** Inactive...**Week 9 vs. Carolina (11/6):** Played on offense and caught his first career NFL reception for three yards... **Week 10 at New York Jets (11/13):** Recorded one reception for six yards while also seeing action as a punt returner...**Week 11 vs. Miami (11/20):** Hauled in one pass for 10 yards and returned one punt...**Week 12 at New Orleans (11/27):** Spent time on offense and special teams.

**COLLEGE:** Played in 36 games with 25 starts...earned 2015 first-team All-SEC Wide Receiver (AP and Coaches), 2015 first-team All-SEC All-Purpose Back (Coaches), 2015 second-team All-SEC All-Purpose Back (AP)...hauled in 66 receptions for 973 yards... ranked second in the SEC with 81.1 receiving yards and fifth with 5.5 catches per game...caught 35 percent of the team's passes for 39 percent of the yards thrown...led the team with eight receiving touchdowns and with nine touchdowns overall...had five 100-yard receiving games in 2015...in 2014, earned first-team All-SEC Wide Receiver (AP and Coaches), 2014 Second-team All-SEC All-Purpose Back (AP and Coaches)...ranked third in the SEC in receptions (69), second in receiving yards (1,136) and receiving yards per game (87.4), fourth in receptions per game (5.3) and ninth in all-purpose yards/game (108.5)... named to the SEC Fall Academic Honor Roll...as a true freshman in 2013, earned a spot on the Freshman All-SEC squad as both an all-purpose back and return specialist...finished third on the squad with 655 all-purpose yards...also completed 2-of-3 passes for 29 yards and a touchdown...moved from cornerback to wide receiver a week into fall camp.

**PERSONAL:** Attended Havelock (N.C.) High School...went to back-to-back 3A state titles...Rams went 15-1 during his senior season and a perfect 16-0 during his junior campaign...played at quarterback, running back, receiver and was the primary return man on punts and kickoffs in the Shrine game...finished with 253 total yards including a 45-yard touchdown run, earned offensive MVP honors for the North Carolina squad...as a junior, rushed for 300 yards and caught 65 passes for 1,285 yards and 14 scores...registered 58 tackles with six interceptions...has a degree in sport and entertainment management.

## PHAROH COOPER NFL STATISTICS

REGULAR SEASON												
Year	Team	G/S	Receiving					Rushing				
			No	Yds	Avg	Lg	TD	Att	Yds	Avg	Lg	TD
2016	RAMS	5/0	3	19	6.3	10	0	0	0	0.0	0	0
<b>TOTALS</b>		<b>5/0</b>	<b>3</b>	<b>19</b>	<b>6.3</b>	<b>10</b>	<b>0</b>	<b>0</b>	<b>0</b>	<b>0.0</b>	<b>0</b>	<b>0</b>
Year	Team	Punt Returns				Kickoff Returns						
		No	Yds	Avg	Lg	TD	Att	Yds	Avg	Lg	TD	
2016	RAMS	1	-3	-3.0	-3	0	1	23	23.0	23	0	
<b>TOTALS</b>		<b>1</b>	<b>-3</b>	<b>-3.0</b>	<b>-3</b>	<b>0</b>	<b>1</b>	<b>23</b>	<b>23.0</b>	<b>23</b>	<b>0</b>	

# PHAROH COOPER GAME-BY-GAME STATISTICS

2016 LOS ANGELES RAMS																									
Game	W/L	G/S	No	Receiving							Rushing					Returns									
				Yds	Avg	Lg	TD	Att	Yds	Avg	Lg	TD	PR	FC	YDS	LG	TD	KR	YDS	AVG	LG	TD			
@SF 9/12	L																								
SEA 9/18	W																								
@TB 9/25	W																								
@ARI 10/2	W																								
BUF 10/9	L	1/0	0	0	0.0	0	0	0	0	0.0	0	0	0	0	0	0	0	0	0	0	1	23	23.0	23	0
@DET 10/16	L																								
NYG 10/23	L																								
CAR 11/6	L	1/0	1	3	3.0	3	0	0	0	0.0	0	0	0	0	0	0	0	0	0	0	0	0	0.0	-	0
@NYJ 11/13	W	1/0	1	6	6.0	6	0	0	0	0.0	0	0	0	2	0	0	0	0	0	0	0	0.0	-	0	
MIA 11/20	L	1/0	1	10	10.0	10	0	0	0	0.0	0	0	1	0	-3	-3	0	0	0	0	0	0.0	-	0	
@NO 11/27	L	1/0	0	0	0.0	0	0	0	0	0.0	-	0	0	0	0	0	0	0	0	0	0	0.0	-	0	
@NE 12/4	-	0/0	0	0	0.0	0	0	0	0	0.0	-	0	0	0	0	0	0	0	0	0	0	0.0	-	0	
ATL 12/11	-	0/0	0	0	0.0	0	0	0	0	0.0	-	0	0	0	0	0	0	0	0	0	0	0.0	-	0	
@SEA 12/15	-	0/0	0	0	0.0	0	0	0	0	0.0	-	0	0	0	0	0	0	0	0	0	0	0.0	-	0	
SF 12/24	-	0/0	0	0	0.0	0	0	0	0	0.0	-	0	0	0	0	0	0	0	0	0	0	0.0	-	0	
ARI 1/1/17	-	0/0	0	0	0.0	0	0	0	0	0.0	-	0	0	0	0	0	0	0	0	0	0	0.0	-	0	
TOTALS	4-7	4/0	3	19	6.3	10	0	0	0	0.0	-	0	1	2	-3	-3	0	1	23	23.0	23	0			





# 23 | BENNY CUNNINGHAM

**Position:** Running Back  
**Ht./Wt.:** 5-10/217  
**Birth Date:** 7/7/90  
**College:** Middle Tennessee  
**Hometown:** Nashville, Tenn.  
**Experience:** 4th year (4th Rams)  
**Acquired:** FA-2013

**Career GP/GS (Playoffs):** 56/3 (0/0)



**TRANSACTIONS:** Re-signed with the Rams in 2016...originally signed with the Rams as an undrafted rookie free agent (4/30/13).

**PRO:** Fourth-year pro has competed in 56 games with three starts as a Ram...set career marks in receiving yards and kickoff return yards with 352 receiving yards and 963 kickoff return yards in 2014...also led the NFC in average yards per return with 27.5 average yards per return in 2014.

**2016 SEASON: Week 1 at San Francisco (9/12):** Saw action at running back and on kick return...tallied one rush for one yard...recorded one reception for seven yards...returned two kickoffs, totaling 59 yards (29.5) in the club's season opener...**Week 2 vs. Seattle (9/18):** Played on offense and special teams in the club's home opener...recorded one rush for two yards and one reception for seven yards...recorded one special teams tackle **Week 3 at Tampa Bay (9/25):** Saw action on offense and special teams...rushed two times for 29 yards...caught one pass for 10 yards...recorded a 44 yard kickoff return... **Week 4 at Arizona (10/2):** Returned one kickoff for 23 yards while seeing time on both offense and special teams, while also registering one special teams tackle...**Week 5 vs. Buffalo (10/9):** Declared inactive... **Week 6 at Detroit (10/16):** Rushed two times for nine yards...caught two passes for 14 yards...returned two kickoffs for 39 yards, with a 22-yard long coming in the third quarter...**Week 7 vs. New York Giants (10/23):** Ran the ball three times for four yards and caught one pass for five yards...returned three kickoffs for 62 yards...registered one special teams tackle...**Week 9 vs. Carolina (11/6):** Saw action on offense and special teams...rushed three times for 10 yards...caught a season-high five passes for 32 yards...also returned one kickoff for 10 yards...**Week 10 at New York Jets (11/13):** Rushed six times for 40 yards with a season long 24-yard rush...added three receptions for seven yards and returned one kickoff for 18 yards...**Week 11 vs. Miami (11/20):** Returned two kickoffs for 86 yards...his 44-yard kick return in the first quarter matched his longest of the season...added seven yards on two rushes...**Week 12 at New Orleans (11/27):** Caught one pass for 12 yards...returned five kickoffs for 163 yards, including a season-long 61-yard return.

**2015 SEASON:** Played in 16 games and started one...tallied 390 yards from scrimmage off of 37 rushes for 140 yards and 26 receptions for 250 yards...also handled kickoff return duties, returned 25 for 714 yards, for a 28.6-yard average and included a long return of 102 yards which is tied for the second longest in franchise history...previously, Tony Horne had returns of 102 & 103 yards...**vs. Tampa Bay (12/17):** Saw action on offense and special teams...notched a career-long 102 yard kickoff return...**at Washington (9/20):** Saw action at running back and kick returner...tallied four catches for 27 yards...also had one kickoff return for 28 yards...**vs. Seattle (9/13):** Started at running back...led the team in rushing with 16 rushes for 45 yards...also logged four receptions for 77 yards to total 122 yards from scrimmage on 20 offensive touches to establish a new personal high.

**2014 SEASON:** Finished the season with a single-season high 352 yards receiving and 963 kickoff return yards...**at Philadelphia (10/5):** Saw action at running back and kick returner...led the team in rushing with seven carries for 47 yards and one touchdown...also caught three passes for 24 yards...and returned five kicks for 126 yards...amassed 197 all purpose yards on 15 touches...**vs. Seattle (10/16):** Made his first career start at running back...led the teams in receptions and receiving yards with five for 46 and one touchdown...notched a 75-yard kickoff return, the longest kickoff return for the Rams since former Rams' WR Danny Amendola returned a kickoff for 84 yards (12/16/2010)...the return is tied for fifth longest in Rams history since 2000...**at San Francisco (11/2):** Saw action at running back and kick returner...led the Rams in receptions and receiving yards with three for 38...also returned three kickoffs for 78 yards...**at San Diego (11/23):** Saw action at running back and kick returner...ran the ball four times for 18 yards...recorded two receptions for 11 yards...returned five kickoffs for 133 yards...**at Seattle (12/28):** Saw action at running back and kick returner...led the Rams in receptions and yards with seven catches for 57 yards...carried the ball four times for 10 yards...returned three kickoffs for 80 yards.

**2013 SEASON:** Played in 14 games...rushed 47 times for 261 yards and one touchdown...caught six passes for 59 yards...also saw action on kickoff returns... **vs. Jacksonville (10/6):** Saw action on offense and special teams...rushed four times for 13 yards...returned two kickoffs for 52 yards, including a long of 32 yards...**at Indianapolis (11/10):** Saw action on offense and special teams...rushed seven times for a team-leading and personal best 72 yards...included a career long rush of 56 yards...**vs. Chicago (11/24):** Saw action on offense and special teams...notched his first 100-yard game of his career, rushed 13 times for 109 yards, an 8.4-yard average...tallied his first career touchdown on a 9-yard rush.

**COLLEGE:** Second team All-Sun Belt Conference as a senior...twice named SBC Offensive Player of the Week as a senior...named to the Doak Walker Award Watch List...Honorable Mention All-SBC Freshman Team by the league's beat writers...played in just five games as a senior and rushed for 600 yards and 11 touchdowns...was leading SBC in rushing and scoring when he suffered a season-ending injury in the team's sixth game...appeared in 37 games with the Blue Raiders.

**PERSONAL:** TSWA All-State and the Region Player of the Year as a high school senior after setting school records in single-season rushing yards (1,744), career touchdowns (60), touchdowns in a game (five), touchdowns in a season (29)...participated in numerous community events, including the United Way Kickoff for Charity Luncheon and Motion for Kids Holiday Party...he also supports the Christian Community Services program in Nashville, Tenn...CCSI provides the resources, tools and encouragement to move from government dependency to self-sufficiency through its financial literacy programs: Mentoring Toward Independence, monthly Basic Financial Training workshops and monthly THDA Home Buyer Education workshops.

## BENNY CUNNINGHAM NFL STATISTICS

REGULAR SEASON												
Year	Team	Receiving					Rushing					
		G/S	No	Yds	Avg	Lg	TD	Att	Yds	Avg	Lg	TD
2013	RAMS	14/0	6	59	9.8	18	0	47	261	5.6	56	1
2014	RAMS	16/2	45	352	7.8	19	1	66	246	3.7	20	3
2015	RAMS	16/1	26	250	9.6	42	0	37	140	3.8	40	0
2016	RAMS	10/0	16	91	5.7	11	0	20	102	5.1	24	0
<b>TOTALS</b>		<b>56/3</b>	<b>93</b>	<b>752</b>	<b>8.1</b>	<b>42</b>	<b>1</b>	<b>170</b>	<b>749</b>	<b>4.4</b>	<b>56</b>	<b>4</b>

Year	Team	Punt Returns				Kickoff Returns					
		No	Yds	Avg	Lg	TD	Att	Yds	Avg	Lg	TD
2013	RAMS	0	0	0.0	0	0	13	299	23.0	32	0
2014	RAMS	0	0	0.0	0	0	35	963	27.5	75	0
2015	RAMS	0	0	0.0	0	0	25	714	28.6	102	0
2016	RAMS	0	0	0.0	0	0	18	507	28.2	61	0
<b>TOTALS</b>		<b>0</b>	<b>0</b>	<b>0.0</b>	<b>0</b>	<b>0</b>	<b>91</b>	<b>2,483</b>	<b>27.3</b>	<b>102</b>	<b>0</b>

**ADDITIONAL CAREER STATISTICS:** Special Teams Tackles: 2016 (3), 2015 (2), 2014 (2), 2013 (3).

**SINGLE GAME HIGHS**  
 Rushing Attempts – 16, vs. Seattle (9/13/15)  
 Rushing Yards – 109, vs. Chicago (11/24/13)  
 Long– 56, at Indianapolis (11/10/13)  
 Touchdowns – 1, many times, last at Arizona (11/9/14)

## BENNY CUNNINGHAM GAME-BY-GAME STATISTICS

2016 LOS ANGELES RAMS																						
Game	WL	Receiving					Rushing					Returns										
		G/S	No	Yds	Avg	Lg	TD	Att	Yds	Avg	Lg	TD	PR	FC	YDS	LG	TD	KR	YDS	AVG	LG	TD
@SF 9/12	L	1/0	1	7	7.0	7	0	1	1	1.0	1	0	0	0	0	0	0	2	59	29.5	32	0
SEA 9/18	W	1/0	1	7	7.0	7	0	1	2	2.0	2	0	0	0	0	0	0	0	0	0.0	0	0
@TB 9/25	W	1/0	1	10	10.0	10	0	2	29	14.5	22	0	0	0	0	0	0	1	44	44.0	44	0
@ARI 10/2	W	1/0	0	0	0.0	0	0	0	0	0.0	0	0	0	0	0	0	0	1	26	26.0	26	0
BUF 10/9	L											Inactive										
@DET 10/16	L	1/0	2	14	7.0	9	0	2	9	4.5	8	0	0	0	0	0	0	2	39	19.5	22	0
NYG 10/23	L	1/0	1	5	5.0	5	0	3	4	1.3	0	0	0	0	0	0	0	3	62	20.7	25	0
CAR 11/6	L	1/0	5	32	6.4	11	0	3	10	3.3	4	0	0	0	0	0	0	1	10	10.0	10	0
@NYJ 11/13	W	1/0	3	7	2.3	6	0	6	40	6.7	0	0	0	0	0	0	0	1	18	18.0	18	0
MIA 11/20	L	1/0	1	-3	-3.0	-3	0	2	7	3.5	6	0	0	0	0	0	0	2	86	43.0	44	0
@NO 11/27	L	1/0	1	12	12.0	12	0	0	0	0.0	0	0	0	0	0	0	0	5	163	32.6	61	0
@NE 12/4	-	0/0	0	0	0.0	0	0	0	0	0.0	0	0	0	0	0	0	0	0	0	0.0	-	0
ATL 12/11	-	0/0	0	0	0.0	0	0	0	0	0.0	0	0	0	0	0	0	0	0	0	0.0	-	0
@SEA 12/15	-	0/0	0	0	0.0	0	0	0	0	0.0	0	0	0	0	0	0	0	0	0	0.0	-	0
SF 12/24	-	0/0	0	0	0.0	0	0	0	0	0.0	0	0	0	0	0	0	0	0	0	0.0	-	0
ARI 1/1/17	-	0/0	0	0	0.0	0	0	0	0	0.0	0	0	0	0	0	0	0	0	0	0.0	-	0
<b>TOTALS</b>	<b>4-7</b>	<b>10/0</b>	<b>16</b>	<b>91</b>	<b>5.7</b>	<b>11</b>	<b>0</b>	<b>20</b>	<b>102</b>	<b>5.1</b>	<b>24</b>	<b>0</b>	<b>0</b>	<b>0</b>	<b>0</b>	<b>0</b>	<b>0</b>	<b>18</b>	<b>507</b>	<b>28.2</b>	<b>61</b>	<b>0</b>







# 38 | CODY DAVIS

<b>Position:</b>	Safety
<b>Ht./Wt.:</b>	6-1/206
<b>Birth Date:</b>	6/6/89
<b>College:</b>	Texas Tech
<b>Hometown:</b>	Stephenville, Texas
<b>Experience:</b>	4th year (4th Rams)
<b>Acquired:</b>	FA-2013

**Career GP/GS (Playoffs): 53/1 (0/0)**



**TRANSACTIONS:** Re-signed with the Rams (3/9/16)...signed to the Rams' active roster (9/27/13)...spent the first four weeks of the season on the Rams' practice squad...signed with the Rams as an undrafted rookie free agent (4/29/13).

**PRO:** Fourth-year pro has played in 53 games with one start as a Ram as a key special teams contributor...garnered 16 special teams tackles in his first two seasons.

**2016 SEASON:** **Week 1 at San Francisco (9/12):** Appeared on defense and special teams, recording one total tackle...**Week 2 vs. Seattle (9/18):** Compiled two total tackles and one special teams tackle in the club's home opener...**Week 3 at Tampa Bay (9/25):** Started at defensive back for his first career NFL start...registered one tackle while also playing on special teams, recording one special teams tackle...**Week 4 at Arizona (10/2):** Played on defense and special teams...registered two tackles and one pass defended in addition to one special teams tackle...**Week 5 vs. Buffalo (10/9):** Did not play...**Week 6 at Detroit (10/16):** Played on both defense and special teams...**Week 7 vs. New York Giants (10/23):** Recorded one special teams tackle...**Week 9 vs. Carolina (11/6):** Recorded one tackle...returned a kickoff 15 yards on a reverse from RB Benny Cunningham in the first quarter...**Week 10 at New York Jets (11/13):** Spent time on defense and special teams, recorded a season-high two special teams tackles...**Week 11 vs. Miami (11/20):** Appeared on defense and special teams...notched one special teams tackle...**Week 12 at New Orleans (11/27):** Saw time on defense and special teams...registered one solo tackle.

**2015 SEASON:** Played in 16 games...registered 10 special teams tackles...**at Baltimore (11/22):** Saw action on special teams...notched two tackles...**vs. Chicago (11/15):** Saw action on special teams...tallied three tackles...**at Green Bay (10/11):** Saw action on special teams...made one tackle...caught a 20-yard pass from P Johnny Hekker on a fake punt conversion, his first reception of his NFL career.

**2014 SEASON:** Saw action in 15 games on defense and special teams, registered three tackles (two solo) and 10 special teams tackles...**vs. Minnesota (9/7):** Saw action on defense and special teams...recorded one tackle (one solo)...**vs. Dallas (9/21):** Saw action on defense and special teams...recorded one tackle...recovered a RB DeMarco Murray fumble in the first quarter that led to a Rams scoring drive...**vs. Oakland (11/30):** Saw action on special teams...tallied three tackles.

**at Seattle (12/28):** Saw action on special teams...notched two tackles

**2013 SEASON:** Signed to the Rams' active roster (9/27)...finished the season with six special teams tackles...**at Indianapolis (11/10):** Saw action on special teams...tallied two tackles...**at San Francisco (12/1):** Saw action on special teams...made one tackle...**at Arizona (12/8):** Saw action on special teams...registered two special teams tackles.

**COLLEGE:** Capital One Academic All-America (first team)...Phil Steele All-Big 12 (second team)... All-Big 12 (second team)... All-Big 12 Defensive Player of the Year (honorable mention)...All-Big 12 Scholar-Athlete of the Year (honorable mention)... Academic All-Big 12 (first team)...ranked second in Big 12 in solo tackles (84) as a senior and eighth in the conference in total tackles (101)...ranks eighth in school history in career tackles (362)...led the team with 101 tackles (84 solo) as a senior...started 49 games, including 22 consecutive starts at safety...Academic All-Big 12 (first team) as a junior... All-Big 12 (honorable mention) as a sophomore...Phil Steele Freshman All-America (first team).

**PERSONAL:** Attended Stephenville High School in Stephenville, Texas...an extremely productive high school player, he helped lead Stephenville to a combined 33-5 record during his three years as a starter in the defensive backfield...majored in business administration...participated in numerous community events, including Holiday Mail for Heroes, Love Light, Komen Race for the Cure, Play 60 Field Day, and Defensive Line Paintball Tournament to benefit St. Patrick Center.

# CODY DAVIS NFL STATISTICS

## REGULAR SEASON

Year	Team	G/S	Tackles		Asst	Sk	Yds	Interceptions			TD	PD	Fumbles		Yds
			Total	Solo				Int	Yds	Lg			FF	FR	
2013	RAMS	12/0	0	0	0	0.0	0.0	0	0	0	0	0	0	0	0
2014	RAMS	15/0	3	2	1	0.0	0.0	0	0	0	0	0	0	1	0
2015	RAMS	16/0	0	0	0	0.0	0.0	0	0	0	0	0	0	0	0
2016	RAMS	10/1	8	4	4	0.0	0.0	0	0	0	0	1	0	0	0
<b>Total</b>		<b>52/1</b>	<b>11</b>	<b>6</b>	<b>5</b>	<b>0.0</b>	<b>0.0</b>	<b>0</b>	<b>0</b>	<b>0</b>	<b>0</b>	<b>1</b>	<b>0</b>	<b>1</b>	<b>0</b>

**ADDITIONAL CAREER STATISTICS:** Special Teams Tackles: 2016 (7), 2015 (10), 2014 (10), 2013 (6). Caught a 20-yard pass from P Johnny Hekker on a succesful fake punt conversion.

## CODY DAVIS GAME-BY-GAME STATISTICS

### 2016 LOS ANGELES RAMS

Game	W/L	P/S	T	S	A	Sk	Yds	Int	Yds	Lg	TD	PD	FF	FR	Yds
@SF 9/12	L	1/0	1	0	1	0.0	0	0	0	-	0	0	0	0	0
SEA 9/18	W	1/0	2	1	1	0.0	0	0	0	-	0	0	0	0	0
@TB 9/25	W	1/1	1	0	1	0.0	0	0	0	-	0	0	0	0	0
@ARI 10/2	W	1/0	2	1	1	0.0	0	0	0	-	0	1	0	0	0
BUF 10/9	L														
Did not play															
@DET 10/16	L	1/0	0	0	0	0.0	0	0	0	-	0	0	0	0	0
NYG 10/23	L	1/0	0	0	0	0.0	0	0	0	-	0	0	0	0	0
CAR 11/6	L	1/0	1	0	1	0.0	0	0	0	-	0	0	0	0	0
@NYJ 11/13	W	1/0	0	0	0	0.0	0	0	0	-	0	0	0	0	0
MIA 11/20	L	1/0	0	0	0	0.0	0	0	0	-	0	0	0	0	0
@NO 11/27	L	1/0	1	1	0	0.0	0	0	0	-	0	0	0	0	0
@NE 12/4	-	0/0	0	0	0	0.0	0	0	0	-	0	0	0	0	0
ATL 12/11	-	0/0	0	0	0	0.0	0	0	0	-	0	0	0	0	0
@SEA 12/15	-	0/0	0	0	0	0.0	0	0	0	-	0	0	0	0	0
SF 12/24	-	0/0	0	0	0	0.0	0	0	0	-	0	0	0	0	0
ARI 1/1/17	-	0/0	0	0	0	0.0	0	0	0	-	0	0	0	0	0
<b>TOTALS</b>	<b>4-7</b>	<b>10/1</b>	<b>8</b>	<b>4</b>	<b>4</b>	<b>0.0</b>	<b>0</b>	<b>0</b>	<b>0</b>	<b>-</b>	<b>0</b>	<b>1</b>	<b>0</b>	<b>0</b>	<b>0</b>

### 2015 ST. LOUIS RAMS

Game	W/L	P/S	T	S	A	Sk	Yds	Int	Yds	Lg	TD	PD	FF	FR	Yds
SEA 9/13	W	1/0	0	0	0	0.0	0	0	0	0	0	0	0	0	0
@WAS 9/20	L	1/0	0	0	0	0.0	0	0	0	0	0	0	0	0	0
PIT 9/27	L	1/0	0	0	0	0.0	0	0	0	0	0	0	0	0	0
@ARI 10/4	W	1/0	0	0	0	0.0	0	0	0	0	0	0	0	0	0
@GB 10/11	L	1/0	0	0	0	0.0	0	0	0	0	0	0	0	0	0
CLEV 10/25	W	1/0	0	0	0	0.0	0	0	0	0	0	0	0	0	0
SF 11/1	W	1/0	0	0	0	0.0	0	0	0	0	0	0	0	0	0
@MIN 11/8	L	1/0	0	0	0	0.0	0	0	0	0	0	0	0	0	0
CHI 11/15	L	1/0	0	0	0	0.0	0	0	0	0	0	0	0	0	0
@BAL 11/22	L	1/0	0	0	0	0.0	0	0	0	0	0	0	0	0	0
@CIN 11/29	L	1/0	0	0	0	0.0	0	0	0	0	0	0	0	0	0
ARI 12/6	L	1/0	0	0	0	0.0	0	0	0	0	0	0	0	0	0
DET 12/13	W	1/0	0	0	0	0.0	0	0	0	0	0	0	0	0	0
TB 12/17	W	1/0	0	0	0	0.0	0	0	0	0	0	0	0	0	0
@SEA 12/27	W	1/0	0	0	0	0.0	0	0	0	0	0	0	0	0	0
@SF 1/3/16	L	1/0	0	0	0	0.0	0	0	0	0	0	0	0	0	0
<b>TOTAL</b>	<b>7-9</b>	<b>16/0</b>	<b>0</b>	<b>0</b>	<b>0</b>	<b>0.0</b>	<b>0</b>	<b>0</b>	<b>0</b>	<b>0</b>	<b>0</b>	<b>0</b>	<b>0</b>	<b>0</b>	<b>0</b>

### 2014 ST. LOUIS RAMS


Game	W/L	P/S	T	S	A	Sk	Yds	Int	Yds	Lg	TD	PD	FF	FR	Yds
MIN 9/7	L	1/0	1	1	0	0.0	0	0	0	0	0	0	0	0	0
@TB 9/14	W	1/0	0	0	0	0.0	0	0	0	0	0	0	0	0	0
DAL 9/21	L	1/0	1	0	1	0.0	0	0	0	0	0	0	0	1	0
PHL 10/5	L	1/0	0	0	0	0.0	0	0	0	0	0	0	0	0	0
SF 10/13	L	1/0	0	0	0	0.0	0	0	0	0	0	0	0	0	0
SEA 10/19	W	1/0	0	0	0	0.0	0	0	0	0	0	0	0	0	0
@KC 10/26	L	1/0	1	1	0	0.0	0	0	0	0	0	0	0	0	0
@SF 11/2	W														
Inactive															
@ARI 11/9	L	1/0	0	0	0	0.0	0	0	0	0	0	0	0	0	0
DEN 11/16	W	1/0	0	0	0	0.0	0	0	0	0	0	0	0	0	0
@SD 11/23	L	1/0	0	0	0	0.0	0	0	0	0	0	0	0	0	0
OAK 11/30	W	1/0	0	0	0	0.0	0	0	0	0	0	0	0	0	0
@WAS 12/7	W	1/0	0	0	0	0.0	0	0	0	0	0	0	0	0	0
ARI 12/11	L	1/0	0	0	0	0.0	0	0	0	0	0	0	0	0	0
NYG 12/21	L	1/0	0	0	0	0.0	0	0	0	0	0	0	0	0	0
@SEA 12/28	L	1/0	0	0	0	0.0	0	0	0	0	0	0	0	0	0
<b>TOTAL</b>	<b>6-10</b>	<b>15/0</b>	<b>3</b>	<b>2</b>	<b>1</b>	<b>0.0</b>	<b>0</b>	<b>0</b>	<b>0</b>	<b>0</b>	<b>0</b>	<b>0</b>	<b>0</b>	<b>1</b>	<b>0</b>



# 99 | AARON DONALD

<b>Position:</b>	<b>Defensive Tackle</b>
<b>Ht./Wt.:</b>	<b>6-1/285</b>
<b>Birth Date:</b>	<b>5/23/91</b>
<b>College:</b>	<b>Pittsburgh</b>
<b>Hometown:</b>	<b>Pittsburgh, Pa.</b>
<b>Experience:</b>	<b>3rd year (3rd Rams)</b>
<b>Acquired:</b>	<b>D1B-2014 (13th)</b>

**Career GP/GS (Playoffs): 43/39 (0/0)**



**TRANSACTIONS:** Selected by the Rams in the first round (13th overall) of the 2014 NFL Draft (5/8/14).

**PRO:** Named to back-to-back Pro Bowls in his first two seasons (2015, 2016)...appeared in 42 games and started 38...in 2015, notched 11.0 sacks which led the NFL at the defensive tackle position...also had a team-high 49 quarterback pressures and 29 hits on the quarterback...in 2014, posted 9.0 sacks, which led all rookies and are the most ever by a Rams' rookie...was first Rams' rookie selected to the Pro Bowl since RB Jerome Bettis in 1993.



**2016 SEASON: Week 1 at San Francisco (9/12):** Started the season opener at defensive tackle...recorded three solo tackles and three quarterback pressures...

**Week 2 Seattle (9/18):** Recorded five total tackles (four solo)...compiled three quarterback pressures and four quarterback hits...

**Week 3 at Tampa Bay (9/25):** Started at defensive tackle...compiled three total tackles...also registered three quarterback pressures and three quarterback hits...

**Week 4 at Arizona (10/2):** Started at defensive tackle...registered five tackles (three solo)...registered his first sack of the season and added a forced fumble on the play...also split a sack with DE Eugene Sims...Named NFC Defensive Player of the Week...

**Week 5 vs. Buffalo (10/9):** Started at defensive tackle...recorded two solo tackles...combined on a sack with DT Dominique Easley...

**Week 6 at Detroit (10/16):** Started at defensive tackle...registered two tackles (three solo)...notched one sack for five yards, moving into the top-15 in Rams history with his 23rd career sack...added four quarterback pressures and two quarterback hits on the day...

**Week 7 vs. New York Giants (10/23):** Started at defensive tackle...recorded six tackles (four solo)...also notched one quarterback pressure and two quarterback hits...

**Week 9 vs. Carolina (11/6):** Started at defensive tackle...registered two total tackles...added a season-high two sacks for a loss of 19 yards...pressured Panthers QB Cam Newton six times...leads all defensive tackles in sacks through nine weeks...

**Week 10 at New York Jets (11/13):** Started at defensive tackle...tallied four tackles (two solo)...registered five pressures on Jets QB Bryce Petty as well as three quarterback hits...

**Week 11 vs. Miami (11/20):** Started at defensive tackle...recorded five tackles (two solo)...also registered a team-high four quarterback pressures...added one pass defended

**Week 12 at New Orleans (11/27):** Started at defensive tackle...notched two solo tackles (two solo)...added one sack for a loss of eight yards, while forcing a Saints QB Drew Brees fumble...also recorded three quarterback pressures and one quarterback hit.

**2015 SEASON:** Started 16 games at defensive tackle...earned second consecutive Pro Bowl berth...notched 11.0 sacks to set a new single season-high and earn the team lead in the category...the mark also led the NFL at the defensive tackle position...also had a team-high 49 quarterback pressures and 29 hits on the quarterback...recorded a personal-best 85 tackles on the season (60 solo)...voted Rams' MVP by teammates...

**at Seattle (12/27):** Recorded seven tackles (four solo)...also registered nine quarterback pressures and three hits on the quarterback...**vs. Tampa Bay (12/17):** Started at defensive tackle...recorded six tackles (four solo)...also had two quarterback pressures and three hits...

**vs. Detroit (12/13):** Notched a career-high 3.0 sacks on QB Matt Stafford...marked his third career multi-sack game, and first 3.0 sack game...also registered two solo tackles and three quarterback hits...**vs. Arizona (12/6):** Sacked Arizona QB Carson Palmer...also had seven tackles (six solo), two quarterback pressures and five quarterback hits...

**at Baltimore (11/22):** Sacked Ravens QB Joe Flacco for a seven yard loss...registered 10 tackles (eight solo), five quarterback pressures and one hit on the quarterback...**vs. Chicago (11/15):** Split a sack with DE Williams Hayes on Bears QB Jay Cutler for a nine yard loss...added a solo sack on Cutler marked his second career multi-sack game...also notched five tackles (four solo) and one quarterback hit and pressure...

**vs. Cleveland (10/25):** Compiled 1.0 sack, two solo tackles, three quarterback hits and two forced fumbles...**vs. Pittsburgh (9/27):** Sacked Steelers QB Ben Roethlisberger for an 8-yard loss...registered six tackles (four solo)...**at Washington (9/20):** Split a sack on QB Kirk Cousins with DE Chris Long...tallied five tackles (four tackles)...**vs. Seattle (9/13):** Sacked QB Russell Wilson two times to bump his career sack total to 11...marked his first multi-sack game of his career...added 11 tackles to establish a new career-high...earned NFC Defensive Player of the Week honors.

**2014 SEASON:** Finished the season with 72 tackles (49 solo), 9.0 sacks and 38 quarterback pressures...from weeks 10-15, he had a sack in five straight games...also posted a team-high 17 tackles for loss on the season and coaches credited him with

Donald earned NFC Defensive Player of the Week honors at Arizona (10/2/16)



32 quarterback pressures and 12 quarterback hits...his 9.0 sacks are the most ever by a Rams rookie regardless of position...**vs. Minnesota (9/7)**: Made his NFL debut...recorded six tackles (five solo)...**at Tampa Bay (9/14)**: Saw action on defense and special teams...recorded six tackles (five solo)...recorded his first career sack...**vs. San Francisco (10/13)**: Made his first career start at defensive tackle...tallied seven tackles (five solo)...**vs. Seattle (10/16)**: Started at defensive tackle...notched six solo tackles and 1.0 sack...**at Kansas City (10/26)**: Started at defensive tackle...tallied three solo tackles and one forced fumble...**at San Francisco (11/2)**: Started at defensive tackle...registered one solo tackle and 1.0 sack...**vs. Denver (11/16)**: Started at defensive tackle...registered two solo tackles and 1.0 sack...**at San Diego (11/23)**: Started at defensive tackle...notched seven tackles (four solo) and 1.0 sack...**vs. Oakland (11/30)**: Started at defensive tackle...tallied five tackles (three solo) and 1.0 sack...**at Washington (12/7)**: Started at defensive tackle...notched five tackles (two solo) and 1.0 sack...**vs. Arizona (12/11)**: Recorded his 10th career start at defensive tackle...registered six tackles (two solo) and 1.0 sack...**at Seattle (12/28)**: Started at defensive tackle...posted seven tackles (four solo) and 1.0 sack...led all rookies with 9.0 sacks.

**COLLEGE**: Recipient of the Bronko Nagurski Trophy (nation's most outstanding defensive player), Chuck Bednarik (defensive player of the year), Outland Trophy (nation's best offensive or defensive interior lineman) and Rotary Lombardi Award (nation's most outstanding lineman or linebacker)...also named Athlon Sports National Defensive Player of the Year, CBSSports.com National Defensive Player of the Year and Lindy's Sports National Defensive Player of the Year...named All-American first-team by The NFL Draft Report, American Football Coaches Association, Associated Press, Athlon Sports, ESPN.com, Football Writers Association of America, Lindy's Sports, SI.com, Sporting News, USA Today and Walter Camp Football Foundation...was also the recipient of the Atlantic Coast Conference Defensive Player of the Year Award by the league's coaches, media and Athlon Sports...added All-ACC first-team honors...earned unanimous first-team All-American status, he became the first Pitt defensive player to accomplish that feat since legendary defensive end Hugh Green in 1980...started 30-of-51 games at Pittsburgh - 25 at strong-side defensive tackle and five at strong-side defensive end...recorded 181 tackles (115 solos) with 29.5 sacks for minus 200 yards, 66.0 stops for losses totaling 315 yards, 43 quarterback pressures, 11 pass deflections and six forced fumbles...ranks fourth in NCAA FBS history with his 66.0 tackles-for-loss...his 29.5 sacks and 28 solo sacks both ranked third among active players, as his lost yardage via sacks (200) placed fourth...his 66 tackles-for-loss are the most by a Panther since the NCAA began recognizing that category in 1999... in 2013, earned Player of the Week honors for his performance vs. Virginia from the Bednarik Award and Athlon Sports...received National Player of the Week from the Bednarik Award vs. Georgia Tech and was also named ACC Player of the Week for that effort...closed out the regular schedule with Lott IMPACT Player of the Week and Walter Camp National Defensive Player of the Week recognition for the Syracuse clash...in 2012, earned third-team All-American honors from The NFL Draft Report after he led the team with 5.5 sacks for minus 36 yards, 18.5 stops for losses of 78 yards and eleven quarterback pressures...in 2011, received All-Big East Conference second-team honors from the league's coaches...played in all thirteen games as a reserve defensive tackle in 2010.

**PERSONAL**: Attended Penn Hills (Pa.) High School, playing football for head coach Ron Graham...regarded as one of the most dominating defensive linemen in Western Pennsylvania Interscholastic Athletic League Class AAAA ranks...selected first team All-State Class AAAA by the Pennsylvania Sports Writers Association each of his final two seasons...The Pennsylvania Football News All-Class AAAA, Pittsburgh Post-Gazette WPIAL Class AAAA Player of the Year, Pittsburgh Post-Gazette "Fabulous 22" and Pittsburgh Tribune-Review "Terrific 25" choice compiled 63 tackles, including fifteen for loss and eleven sacks as a senior... also started at offensive guard and was a three-year starter on both sides of the ball...the Indians advanced to the WPIAL Class AAAA playoffs in each of Donald's three years as a starter...selected to play in the Big 33 Football Classic and was rated one of the country's top 25 defensive tackles by Scout.com... his brother Archie played linebacker at Toledo...born Aaron Charles Donald...majored in Communications...son of Anita Goggins and Archie Donald...resides in Penn Hills, Pennsylvania...participated in numerous community events, including Coach Fisher & Friends Celebrity Softball game, the 6th Annual Playground Build at Marygrove, United Way Kickoff to Charity Luncheon, St. Louis Rams Training Academy Youth Camp and the All-Community Team Ticket Program - Donald's Drop Squad.

## AARON DONALD NFL STATISTICS

REGULAR SEASON																
Year	Team	G/S	Tackles					Interceptions					Fumbles			
			Total	Solo	Asst	Sk	Yds	Int	Yds	Lg	TD	PD	FF	FR	Yds	
2014	RAMS	16/12	72	49	23	9.0	60	0	0	0	0	0	1	0	0	
2015	RAMS	16/16	85	60	25	11.0	59.5	0	0	0	0	0	2	1	0	
2016	RAMS	11/11	42	28	14	6.0	45	0	0	0	0	4	2	0	0	
<b>Total</b>		<b>43/39</b>	<b>199</b>	<b>137</b>	<b>62</b>	<b>26.0</b>	<b>172.5</b>	<b>0</b>	<b>0</b>	<b>0</b>	<b>0</b>	<b>4</b>	<b>5</b>	<b>1</b>	<b>0</b>	

**SINGLE GAME HIGHS**  
 Total Tackles – 11, vs. Seattle (9/13/15)  
 Solo Tackles – 8, at Baltimore (11/22/15)  
 Sacks –3.0, vs. Detroit (12/13/15)

# AARON DONALD GAME-BY-GAME STATISTICS

## 2016 LOS ANGELES RAMS

Game	W/L	P/S	T	S	A	Sk	Yds	Int	Yds Lg	TD	PD	FF	FR	Yds
@SF 9/12	L	1/1	4	3	1	0.0	0	0	0	-	0	0	0	0
SEA 9/18	W	1/1	5	4	1	0.0	0	0	0	-	0	0	0	0
@TB 9/25	W	1/1	3	1	2	0.0	0	0	0	-	2	0	0	0
@ARI 10/2	W	1/1	5	3	2	1.5	9.5	0	0	-	1	1	0	0
BUF 10/9	L	1/1	2	2	0	0.5	3.5	0	0	-	0	0	0	0
@DET 10/16	L	1/1	4	3	1	1.0	5	0	0	-	0	0	0	0
NYG 10/23	L	1/1	6	4	2	0.0	0	0	0	-	0	0	0	0
CAR 11/6	L	1/1	2	2	0	2.0	19	0	0	-	0	0	0	0
@NYJ 11/13	W	1/1	4	2	2	0.0	0	0	0	-	0	0	0	0
MIA 11/20	L	1/1	5	2	3	0.0	0	0	0	-	1	0	0	0
@NO 11/27	L	1/1	2	2	0	1.0	8	0	0	-	0	1	0	0
@NE 12/4	-	0/0	0	0	0	0.0	0	0	0	-	0	0	0	0
ATL 12/11	-	0/0	0	0	0	0.0	0	0	0	-	0	0	0	0
@SEA 12/15	-	0/0	0	0	0	0.0	0	0	0	-	0	0	0	0
SF 12/24	-	0/0	0	0	0	0.0	0	0	0	-	0	0	0	0
ARI 11/17	-	0/0	0	0	0	0.0	0	0	0	-	0	0	0	0
TOTALS	4-7	11/11	42	28	14	6.0	45.0	0	0	-	4	2	0	0

## 2015 ST. LOUIS RAMS

Game	W/L	P/S	T	S	A	Sk	Yds	Int	Yds Lg	TD	PD	FF	FR	Yds
SEA 9/13	W	1/1	11	6	5	2.0	10.0	0	0	0	0	0	0	0
@WASH 9/20	L	1/1	5	4	1	0.5	4.0	0	0	0	0	0	0	0
PIT 9/27	L	1/1	6	4	2	1.0	8.0	0	0	0	0	0	0	0
@ARI 10/4	W	1/1	4	2	2	0.0	0	0	0	0	0	0	0	0
@GB 10/11	L	1/1	3	2	1	0.0	0	0	0	0	0	0	0	0
CLEV 10/25	W	1/1	2	2	0	1.0	0	0	0	0	0	2	0	0
SF 11/1	W	1/1	4	4	0	0.0	0	0	0	0	0	0	0	0
@MINN 11/8	L	1/1	4	3	1	0.0	0	0	0	0	0	0	0	0
CHI 11/15	L	1/1	5	4	1	1.5	9.5	0	0	0	0	0	1	0
@BAL 11/22	L	1/1	10	8	2	1.0	7.0	0	0	0	0	0	0	0
@CIN 11/29	L	1/1	6	3	3	0.0	0	0	0	0	0	0	0	0
ARI 12/6	L	1/1	7	6	1	1.0	4.0	0	0	0	0	0	0	0
DET 12/13	W	1/1	2	2	0	3.0	17.0	0	0	0	0	0	0	0
TB 12/17	W	1/1	6	4	2	0.0	0	0	0	0	0	0	0	0
@SEA 12/27	W	1/1	7	4	3	0.0	0	0	0	0	0	0	0	0
@SF 1/3/16	L	1/1	3	2	1	0.0	0	0	0	0	0	0	0	0
TOTAL	7-9	16/16	85	60	25	11.0	59.5	0	0	0	0	2	1	0

## 2014 ST. LOUIS RAMS

Game	W/L	P/S	T	S	A	Sk	Yds	Int	Yds Lg	TD	PD	FF	FR	Yds
MIN 9/7	L	1/0	6	5	1	0.0	0	0	0	0	0	0	0	0
@TB 9/14	W	1/0	6	5	1	1.0	4	0	0	0	0	0	0	0
DAL 9/21	L	1/0	4	3	1	0.0	0	0	0	0	0	0	0	0
PHL 10/5	L	1/0	4	2	2	0.0	0	0	0	0	0	0	0	0
SF 10/13	L	1/1	7	5	2	0.0	0	0	0	0	0	0	0	0
SEA 10/19	W	1/1	6	6	0	1.0	5	0	0	0	0	0	0	0
@KC 10/26	L	1/1	3	3	0	0.0	0	0	0	0	0	1	0	0
@SF 11/2	W	1/1	1	1	0	1.0	9	0	0	0	0	0	0	0
@ARI 11/9	L	1/1	3	2	1	0.0	0	0	0	0	0	0	0	0
@IND 11/10	W	1/1	0	0	0	0.0	0	0	0	0	0	0	0	0
DEN 11/16	W	1/1	2	2	0	1.0	12	0	0	0	0	0	0	0
@SD 11/23	L	1/1	7	4	3	1.0	5	0	0	0	0	0	0	0
OAK 11/30	W	1/1	5	3	2	1.0	8	0	0	0	0	0	0	0
@WAS 12/7	W	1/1	5	2	3	1.0	8	0	0	0	0	0	0	0
ARI 12/11	L	1/1	6	2	4	1.0	8	0	0	0	0	0	0	0
NYG 12/21	L	1/1	0	0	0	0.0	0	0	0	0	0	0	0	0
@SEA 12/28	L	1/1	7	4	3	1.0	1	0	0	0	0	0	0	0
TOTAL	6-10	16/12	72	49	23	9.0	60	0	0	0	0	1	0	0



# 64 | ANDREW DONNAL

Position:	Offensive Lineman
Ht./Wt.	6-5/316
Birth Date:	3/3/92
College:	Iowa
Hometown:	Monclava, Ohio
Experience:	2nd year (2nd Rams)
Acquired:	D4-2015 (119th)

Career GP/GS (Playoffs): 16/2 (0/0)



**TRANSACTIONS:** Selected by the Rams in the fourth round (119th overall) of the 2015 NFL Draft (5/2/15).

**2016 SEASON:** **Week 1 at San Francisco (9/12):** Appeared on offense and special teams...**Week 2 vs. Seattle (9/18):** Appeared on offense and special teams...**Week 3 at Tampa Bay (9/25):** Saw action on offense and special teams... **Week 4 at Arizona (10/2):** Played on offense and special teams...**Week 5 vs. Buffalo (10/9):** Appeared on both offense and special teams... **Week 6 at Detroit (10/16):** Saw action on offense and special teams...**Week 7 vs. New York Giants (10/23):** Played on offense and special teams...**Week 9 vs. Carolina (11/6):** Saw action on offense and special teams...**Week 10 at New York Jets (11/13):** Saw time on offense and special teams...**Week 11 vs. Miami (11/20):** Appeared on special teams...**Week 12 at New Orleans (11/27):** Filled in for OL Rodger Saffold at LT when Saffold went out with an injury...also saw time on special teams.

**2015 SEASON:** Played in five games and earned two starts before being declared inactive with a knee injury...**at Baltimore (11/22):** Started at right guard...left the game with a knee injury and did not return...**at Minnesota (11/8):** Made his first NFL start...**vs. San Francisco (11/1):** Saw action on special teams...**at Washington (9/20):** Saw his first NFL action on special teams.

**COLLEGE:** Started all 13 games at right tackle as a senior... earned Honorable mention All-Big Ten by league coaches...played every offensive down in win over Northern Iowa as offense gained 401 yards total offense...played every offensive down in win over Ball State as offense gained 455 yards total offense...played every offensive down in win at Purdue as offense gained 420 yards total offense...played every offensive down in win over Indiana as offense gained 426 yards total offense...played every offensive down in win over Northwestern as offense gained 483 yards total offense...started at right tackle in win at Illinois as offense rushed for 304 yards and gained 587 yards total offense...played every offensive down against No. 14 Wisconsin as offense gained 412 yards total offense against top-ranked defense in the nation...saw action at both guard and tackle throughout the 2013 season...played in 12 games...saw action at right guard and left tackle in win over Missouri State as offense gained 491 yards total offense ...saw action at right guard in win at Iowa State as offense gained 378 yards total offense and rushed for over 200 yards in third straight outing...saw action in win over Western Michigan as offense gained 446 yards total offense while rushing for over 200 yards in fourth straight game...saw action in offensive line in 23-7 win at Minnesota as offense gained 464 yards total offense and rushed for over 200 yards in fifth straight outing...saw action in win at Purdue as offense rushed for 318 yards and gained 509 yards total offense...listed as second team left tackle following spring practice in 2012...played in the first seven games of the 2012 season with three starts before being injured....registered first career start at right guard in win over Minnesota while the offense gained 374 yards total offense...started at right guard and played every offensive play in win at Michigan State...did not play in final five games due to injury...saw first action of collegiate career during 2011 season in opening win over Tennessee Tech...saw action in 45-24 win over Indiana as offense gained 456 yards total offense...redshirted during 2010 season.

**PERSONAL:** Attended Anthony Wayne High School in Ohio...participated in Army All-American Bowl and selected to team USA vs. World All-Stars in conjunction with Super Bowl...named first team All-Ohio Division I offensive lineman by the Associated Press...first team all-district and all-Northern Lakes League offensive tackle...named District Lineman of the Year...named to all-Toledo Blade team and Ohio High Magazine first team offensive line...2009 Buckeye Bluechip honoree by Touchdown Club of Columbus...was also first team all-conference as a junior, second team all-District and special mention all-state...earned second team all-conference honors as a sophomore....earned three varsity letters as offensive and defensive lineman...team captain as senior while helping team post 7-3 overall record....also lettered three years as basketball center and in track while competing in the shot put and discus...leisure studies major...named to all-Northern Lakes League Academic Team...parents are Susie and Ron Donnal.


**DONNAL'S Games Played Stats:** RAMS 2016 (11/0), 2015 (5/2). **TOTALS: (16/2).**



# 91 | DOMINIQUE EASLEY

**Position:** Defensive Tackle  
**Ht./Wt.** 6-2/285  
**Birth Date:** 2/24/92  
**College:** Florida  
**Hometown:** Staten Island, N.Y.  
**Experience:** 3rd Year (1st Rams)  
**Acquired:** FA-2016

**Career GP/GS (Playoffs):** 33/3 (0/0)



**TRANSACTIONS:** Signed with the Los Angeles Rams (5/18/16)...drafted by the New England Patriots in the first round (29th overall) of the 2014 NFL Draft.

**PRO:** Third-year pro has played in 33 games with three starts.

**2016 SEASON: Week 1 at San Francisco (9/12):** Made his Rams debut in the club's season opener...recorded four total tackles...forced RB Sean Draughn to fumble in the second quarter...**Week 2 vs. Seattle (9/18):** Recorded three total tackles and two quarterback pressures...**Week 3 at Tampa Bay (9/25):** Recorded two assisted tackles and three quarterback hurries...**Week 4 at Arizona (10/2):** Registered two tackles and recorded his second forced fumble of the season...**Week 5 vs. Buffalo (10/9):** Recorded a season-high five tackles (two solo)...split a sack with DT Aaron Donald for his first of the season...**Week 6 at Detroit (10/16):** Notched four tackles and one quarterback pressure while playing on the defensive line...**Week 7 vs. New York Giants (10/23):** Recorded two tackles and one quarterback hit...**Week 9 vs. Carolina (11/6):** Compiled a career-high six total tackles (three solo)...also added three quarterback pressures on the day...**Week 10 at New York Jets (11/13):** Registered three tackles...added two quarterback pressures and a pass defensed on the day...**Week 11 vs. Miami (11/20):** Notched two sacks, marking his first career multi-sack game...added three tackles (two solo) in addition to one quarterback pressure and one quarterback hit...**Week 12 at New Orleans (11/27):** Recorded three tackles (two solo)...added three quarterback pressures.

**2015 SEASON:** Played in 11 games with one start...tallied 2.0 sacks and 15 tackles (nine solo) before being placed on injured/reserve following the 12/13 game at Houston...**vs. Buffalo (11/23):** Recorded two tackles, one solo and teamed up with Rob Ninkovich to sack Tyrod Taylor for a 1-yard loss on third down...**at Houston (12/13):** Recorded one solo tackle...split a sack on QB Brian Hoyer for an 8-yard loss on third down during the first drive of the game, forcing a Texans punt.

**2014 SEASON:** Played in 11 games with two starts...placed on reserve/injured (12/17)...registered 1.0 sacks and 10 tackles (seven solo)...**vs. Chicago (10/26):** Started at defensive end and sacked QB Jay Cutler for a four-yard loss...**vs. Cincinnati (10/5):** Made first NFL start at defensive end in the win, finished with one tackle.

**COLLEGE:** Started 26-of-32 games over his four year career and finished with 81 tackles, 5.5 sacks, 18 tackles for loss, one fumble recovery and one pass defensed.

**PERSONAL:** Rated the second-best defensive tackle in the country by both Scout.com and Rivals.com during his senior campaign...as a senior, he was credited with 53 tackles, 16 sacks, one fumble recovery and an interception he ran back for a score...received EA Sports All-American honors after leading Curtis High to the 2009 Public Schools Athletic League championship. named Most Valuable Player at the 2010 Under Armour All-American Game...has a son, Dominique Easley II...majored in general studies.

## DOMINIQUE EASLEY NFL STATISTICS

Year	Team	G/S	Tackles				Interceptions					Fumbles			
			Total	Solo	Asst	Sk	Yds	Int	Yds	Lg	TD	PD	FF	FR	Yds
2014	New England	11/1	15	9	6	1.0	4.0	1	0	0	0	1	1	0	0
2015	New England	11/2	10	7	3	2.0	13.5	0	0	0	0	0	2	1	0
2016	RAMS	11/0	37	15	22	2.5	16.5	0	0	0	0	1	2	0	0
<b>Total</b>		<b>33/3</b>	<b>62</b>	<b>31</b>	<b>31</b>	<b>5.5</b>	<b>34.0</b>	<b>1</b>	<b>0</b>	<b>0</b>	<b>0</b>	<b>2</b>	<b>5</b>	<b>1</b>	<b>0</b>

# DOMINIQUE EASLEY GAME-BY-GAME STATISTICS

## 2016 LOS ANGELES RAMS

Game	W/L	P/S	T	S	A	Sk	Yds	Int	Yds Lg	TD	PD	FF	FR	Yds	
@SF 9/12	L	1/0	4	0	4	0.0	0	0	0	-	0	0	1	0	0
SEA 9/18	W	1/0	3	3	0	0.0	0	0	0	-	0	0	0	0	0
@TB 9/25	W	1/0	2	0	2	0.0	0	0	0	-	0	0	0	0	0
@ARI 10/2	W	1/0	2	1	1	0.0	0	0	0	-	0	0	1	0	0
BUF 10/9	L	1/0	5	2	3	0.5	3.5	0	0	-	0	0	0	0	0
@DET 10/16	L	1/0	4	1	3	0.0	0	0	0	-	0	0	0	0	0
NYG 10/23	L	1/0	2	0	2	0.0	0	0	0	-	0	0	0	0	0
CAR 11/6	L	1/0	6	3	3	0.0	0	0	0	-	0	0	0	0	0
@NYJ 11/13	W	1/0	3	1	2	0.0	0	0	0	-	0	1	0	0	0
MIA 11/20	L	1/0	3	2	1	2.0	13	0	0	-	0	0	0	0	0
@NO 11/27	L	1/0	3	2	1	0.0	0	0	0	-	0	0	0	0	0
@NE 12/4	-	0/0	0	0	0	0.0	0	0	0	-	0	0	0	0	0
ATL 12/11	-	0/0	0	0	0	0.0	0	0	0	-	0	0	0	0	0
@SEA 12/15	-	0/0	0	0	0	0.0	0	0	0	-	0	0	0	0	0
SF 12/24	-	0/0	0	0	0	0.0	0	0	0	-	0	0	0	0	0
ARI 1/1/17	-	0/0	0	0	0	0.0	0	0	0	-	0	0	0	0	0
TOTALS	4-7	11/0	37	15	22	2.5	16.5	0	0	-	0	1	2	0	0

## 2015 NEW ENGLAND PATRIOTS

Game	W/L	P/S	T	S	A	Sk	Yds	Int	Yds Lg	TD	PD	FF	FR	Yds	
PIT 9/10	W	1/1	0	0	0	0.0	0.0	0	0	0	0	0	0	0	0
@BUF 9/20	W	0/0	0	0	0	0.0	0.0	0	0	0	0	0	0	0	0
JAC 9/27	W	1/0	2	1	1	0.0	0.0	0	0	0	0	0	0	0	0
@DAL 10/11	W	1/0	2	2	0	0.0	0.0	0	0	0	0	0	0	0	0
@IND 10/18	W	1/0	1	1	0	0.5	5.5	0	0	0	0	0	0	0	0
NYJ 10/25	W	1/0	1	1	0	0.0	0.0	0	0	0	0	0	0	0	0
MIA 10/29	W	1/0	3	1	2	0.0	0.0	0	0	0	0	0	0	0	0
WAS 11/08	W	1/0	0	0	0	0.0	0.0	0	0	0	0	0	0	0	0
@NYG 11/15	W	1/0	1	1	0	0.0	0.0	0	0	0	0	0	0	0	0
BUF 11/23	W	1/0	2	1	1	0.5	0.0	0	0	0	0	0	0	0	0
@DEN 11/29	L	1/0	1	1	0	0.0	0.0	0	0	0	0	0	0	0	0
PHI 12/6	L	0/0	0	0	0	0.0	0.0	0	0	0	0	0	0	0	0
@HOU 12/13	W	1/0	1	1	0	1.0	8.0	0	0	0	0	0	0	0	0
TEN 12/20	W														
Placed on reserve/injured															
12-2 11/1 15 9 6 2.0 13.5 0 0 0 0 0 0 0 0															

## 2014 NEW ENGLAND PATRIOTS

Game	W/L	P/S	T	S	A	Sk	Yds	Int	Yds Lg	TD	PD	FF	FR	Yds	
@MIA 9/7	L	1/0	1	1	0	0.0	0.0	0	0	0	0	0	0	0	0
@MIN 9/14	W	1/0	1	1	0	0.0	0.0	1	0	0	0	1	0	0	0
OAK 9/21	W	1/0	0	0	0	0.0	0.0	0	0	0	0	0	0	0	0
@KC 9/29	L	1/0	2	2	0	0.0	0.0	0	0	0	0	0	0	0	0
CIN 10/5	W	1/1	1	0	1	0.0	0.0	0	0	0	0	0	0	0	0
NYJ 10/16	W	0/0	0	0	0	0.0	0.0	0	0	0	0	0	0	0	0
CHI 10/26	W	1/1	3	1	2	1.0	4.0	0	0	0	0	0	0	0	0
DEN 11/2	W	1/0	1	1	0	0.0	0.0	0	0	0	0	0	0	0	0
@IND 11/16	W	1/0	1	1	0	0.0	0.0	0	0	0	0	0	0	0	0
DET 11/23	W	0/0	0	0	0	0.0	0.0	0	0	0	0	0	0	0	0
@GB 11/30	L	1/0	0	0	0	0.0	0.0	0	0	0	0	0	0	0	0
@SD 12/7	W	1/0	0	0	0	0.0	0.0	0	0	0	0	0	0	0	0
MIA 12/14	W	0/0													
Placed on reserve/injured															
TOTAL	10-3	11/2	10	7	3	1.0	4.0	1	0	0	0	1	1	0	0





# 59 | JOSH FORREST

**Position:** Linebacker  
**Ht./Wt.:** 6-3/255  
**Birth Date:** 2/24/92  
**College:** Kentucky  
**Hometown:** Paducah, Ky.  
**Experience:** Rookie  
**Acquired:** D6B-2016 (190th)

**Career GP/GS (Playoffs):** 10/4 (0/0)



**TRANSACTIONS:** Selected by Los Angeles in the sixth round (190th overall) of the 2016 NFL Draft (4/30/16).

**2016 SEASON: Week 1 at San Francisco (9/13):** Made his NFL debut...contributed at outside linebacker...**Week 2 vs. Seattle (9/18):** Earned his first career start...**Week 3 at Tampa Bay (9/25):** Recorded four tackles (three solo) at outside linebacker...**Week 4 at Arizona (10/2):** Recorded his first career fumble at outside linebacker...saw significant action on special teams...**Week 5 vs. Buffalo (10/9):** Made first career NFL start on defense...tallied three tackles (one solo) and recorded his first career tackle on special teams...**Week 6 at Detroit (10/16):** Recorded four solo tackles at linebacker...tallied one special teams tackle...**Week 7 vs. New York Giants (10/23):** Contributed at linebacker and saw significant action on special teams...**Week 9 vs. Carolina (11/6):** Made third career start at linebacker...recorded one pass defended and one special teams tackle...**Week 10 at New York Jets (11/13):** Made fourth career start at linebacker...recorded one tackle on defense and one on special teams...**Week 11 vs. Miami (11/20):** Recorded two tackles (one solo) before he left the game with an injury in the second quarter...**Week 12 at New Orleans (11/27):** Placed on injured reserve.

**COLLEGE:** Played in 45 games, started 24...career honors include: All-SEC, third team by Phil Steele's College Football (2015), Butkus Award Watch List for nation's top linebacker (2015), Bednarik Award Watch List for nation's top defender (2015), All-SEC third team by Phil Steele's College Football (2014), SEC Academic Honor Roll (2012)...led UK in tackles in both his junior and senior seasons...career totals include 232 tackles, 15.5 tackles for loss, 4.5 quarterback sacks, five interceptions, seven pass breakups, two fumbles caused and four quarterback hurries...began his college career as a freshman receiver before moving to defense in 2012...contributed as a reserve linebacker and on special teams as a redshirt freshman and sophomore...only began playing football as a junior in high school...ranked third in the SEC in tackles per game with 9.2 in 2014 ... Earned All-SEC third team by Phil Steele's College Football (2014) and SEC Academic Honor Roll (2012).

**PERSONAL:** Attended Tilghman High School...earned first-team All-State as a senior by the *Louisville Courier-Journal*...also named to the Lexington Herald-Leader "Class of the Commonwealth" listing of the top-22 players in Kentucky...won three regional player of the year awards...at wide receiver, caught 46 passes for 855 yards and 14 touchdowns as a senior...as a defensive back, he picked off seven passes during his senior season and returned three for touchdowns...also had an 85-yard fumble return for a touchdown...earned honorable-mention All-State honors in his first year in football, while helping lead Tilghman High School to the Class AAA state championship...earned honorable-mention All-State in basketball as a junior and senior, leading Tilghman to the First Region championship and a berth in the Sweet 16 state tournament during his junior year...participated in track in the 400-meter dash and a pair of relays...born in Paducah, Ky...son of Iris and Tony Horice...completed his degree in community and leadership development, added a second major in communications.

## JOSH FORREST NFL STATISTICS

REGULAR SEASON																
Year	Team	G/S	Tackles					Interceptions					Fumbles			
			Total	Solo	Asst	Sk	Yds	Int	Yds	Lg	TD	PD	FF	FR	Yds	
2016	RAMS	10/4	16	10	6	0.0	0.0	0	0.0	0	0	1	0	1	0	
<b>TOTALS</b>		<b>10/4</b>	<b>16</b>	<b>10</b>	<b>6</b>	<b>0.0</b>	<b>0.0</b>	<b>0</b>	<b>0.0</b>	<b>0</b>	<b>0</b>	<b>1</b>	<b>0</b>	<b>1</b>	<b>0</b>	

**Additional Career Statistics:** Special Teams Tackles: RAMS: 2016 (4)



# 33 | E.J. GAINES

Position:	Cornerback
Ht./Wt.:	5-10/190
Birth Date:	2/23/92
College:	Missouri
Hometown:	Independence, Mo.
Experience:	2nd Year (2nd Rams)
Acquired:	D6A-2014 (188th)

Career GP/GS (Playoffs): 23/22 (0/0)



**TRANSACTIONS:** Selected by the Rams in the sixth round (188th overall) of the 2014 NFL Draft (5/10/14).

**PRO:** Started 15 games in his rookie campaign, the only NFL rookie cornerback to do so this season...led the team with 14 pass breakups...also registered 105 tackles (76 solo) and two fumble recoveries.

**2016 SEASON: Week 1 at San Francisco (9/13):** Declared inactive...**Week 2 vs. Seattle (9/18):** Declared inactive...**Week 3 at Tampa Bay (9/25):** Declared inactive...**Week 4 at Arizona (10/2):** Made season debut at cornerback...recorded seven tackles (six solo)...registered two passes defended...**Week 5 vs. Buffalo (10/9):** Made his first start of the season at cornerback...recorded four tackles (three solo)...registered one pass defended...**Week 6 at Detroit (10/16):** Made second consecutive start at cornerback...recorded five tackles (four solo)...**Week 7 vs. New York Giants (10/23):** Started at right cornerback...recorded five tackles (four solo)...registered two passes defended...**Week 9 vs. Carolina (11/6):** Recorded five solo tackles and one pass defended...**Week 10 at New York Jets (11/13):** Tallied six tackles (five solo)...assisted a defense that held Jets QB Bryce Petty under 200 yards passing...**Week 11 vs. Miami (11/20):** Racked up three solo tackles and one pass defended...**Week 12 at New Orleans (11/27):** Recorded a season-high 10 tackles (five solo).

**2015 SEASON:** Spent the 2015 season on the Rams' Injured/Reserve list.

**2014 SEASON:** Started 15 games, led the team with 14 pass breakups and fumble recoveries with two...**vs. Arizona (12/11/14):** Started at right corner...led the defense with 13 tackles (10 solo)...earned a career high in both categories...also reached the 100 tackle mark...**vs. Oakland (11/30/14):** Started at right corner...recorded his second career interception when he picked off QB Derek Carr...garnered eight tackles (six solo)...had two passes defended...tallied his second fumble recovery of the season...**at San Diego (11/23):** Saw action at right corner...snagged eight tackles (seven solo)...**vs. Denver (11/16):** Saw action at right corner...recorded 10 tackles (six solo)...had two passes defended, one quarterback hurry and one quarterback pressure...**at Arizona (11/9):** Started at right corner...recorded seven tackles (five solo)...had three passes defended...**at San Francisco (11/2):** Started at left corner...garnered seven tackles (five solo)...had one pass defended...**at Kansas City (10/26):** Started at left corner...recorded a then single- game high with 11 tackles (nine solo)...**at Philadelphia (10/5):** Started at left corner...recorded his first NFL interception when he picked off a pass from QB Nick Foles intended for WR Jeremy Maclin....in the second quarter he recovered his first career fumble... tallied seven tackles (four solo)...had one pass defended.

**COLLEGE:** Earned All-Southeastern Conference first-team honors from the league's coaches and media...started his final 37 games at Missouri, seeing action in 50 contests...produced 244 tackles (183 solos) with three forced fumbles, 14 stops for losses of 38 yards, 31 pass deflections and eight interceptions for 71 yards in returns...gained 154 yards with a score on 11 punt returns (14.0 avg) and reached the end zone three times with a trio of fumble recoveries, a school record in that category...his eight pass thefts rank 13th on the school career-record list...His 18 passes defended in 2011 set a new Missouri season record...in 2013, finished second in the SEC with five interceptions for 17 yards in returns...named the team's Player of the Year in 2012...started all 12 games at left cornerback, as he ranked eighth in the SEC with 58 solo tackles...earned All-Big 12 Conference first-team honors during his first season as a starter in 2011...set the school record and ranked fourth in the nation with 18 passes defended...played in 13 games as a reserve cornerback in 2010...the true freshman recorded 26 tackles (19 solos) and deflected one pass.

**PERSONAL:** Gained attended Fort Osage (Independence, Mo.) High School, playing football for head coach Ryan Schatz...two-time first-team all-state performer...helped lead his team to the Missouri Class V title game as a senior in 2009, in which he ran for 1,500 yards and 20 touchdowns and caught 20 passes for 400 yards...also starred in the secondary by making 72 tackles and two interceptions...during his junior year, Gaines registered 89 tackles and added five interceptions, including one he returned for a score...previously recorded 88 tackles with five pass thefts as a sophomore in 2007...considered a three-star recruit by Rivals.com, as that service rated him as the 51st-best cornerback prospect in the nation and the ninthbest prospect in the state of Missouri...the multi-sport performer was also a standout in track and basketball for his school, as he won all-state honors in track two different years...majored in hospitality management...son of Alta Bailey and Edwin Gaines...resides in Independence, Mo.

# E.J. GAINES NFL STATISTICS

## REGULAR SEASON

Year	Team	G/S	Tackles		Asst	Sk	Yds	Interceptions			TD	PD	Fumbles		Yds
			Total	Solo				Int	Yds	Lg			FF	FR	
2014	RAMS	15/15	105	76	29	0.0	0.0	2	0.0	0	0	14	0	2	0
2016	RAMS	8/7	45	35	10	0.0	0.0	0	0.0	0	0	7	0	0	0
Total		23/22	150	111	39	0.0	0.0	2	0.0	0	0	21	0	2	0

### SINGLE GAME HIGHS

Total Tackles – 13, vs. Arizona (12/11/14)  
 Solo Tackles – 10, vs. Arizona (12/11/14)  
 Passes Defensed – 2, four times, last vs. New York Giants (10/23/16)

# E.J. GAINES GAME-BY-GAME STATISTICS

## 2016 LOS ANGELES RAMS

Game	W/L	P/S	T	S	A	Sk	Yds	Int	Yds	Lg	TD	PD	FF	FR	Yds
@SF 9/12	L							Inactive							
SEA 9/18	W							Inactive							
@TB 9/25	W							Inactive							
@ARI 10/2	W	1/0	7	6	1	0.0	0	0	0.0	0	0	2	0	0	0
BUF 10/9	L	1/1	4	3	1	0.0	0	0	0.0	0	0	1	0	0	0
@DET 10/16	L	1/1	5	4	1	0.0	0	0	0.0	0	0	0	0	0	0
NYG 10/23	L	1/1	5	4	1	0.0	0	0	0.0	0	0	2	0	0	0
CAR 11/6	L	1/1	5	5	0	0.0	0	0	0.0	0	0	1	0	0	0
@NYJ 11/13	W	1/1	6	5	1	0.0	0	0	0.0	0	0	0	0	0	0
MIA 11/20	L	1/1	3	3	0	0.0	0	0	0.0	0	0	1	0	0	0
@NO 11/27	L	1/1	10	5	5	0.0	0	0	0.0	0	0	0	0	0	0
@NE 12/4	0/0		0	0	0	0.0	0	0	0.0	0	0	0	0	0	0
ATL 12/11	0/0		0	0	0	0.0	0	0	0.0	0	0	0	0	0	0
@SEA 12/15	0/0		0	0	0	0.0	0	0	0.0	0	0	0	0	0	0
SF 12/24	0/0		0	0	0	0.0	0	0	0.0	0	0	0	0	0	0
ARI 1/1/17	0/0		0	0	0	0.0	0	0	0.0	0	0	0	0	0	0
TOTALS	4-7	8/7	45	35	10	0.0	0	0	0.0	0	0	7	0	0	0

## 2014 ST. LOUIS RAMS

Game	W/L	P/S	T	S	A	Sk	Yds	Int	Yds	Lg	TD	PD	FF	FR	Yds
MIN 9/7	L	1/1	5	3	2	0.0	0	0	0.0	0	0	2	0	0	0
@TB 9/14	W	1/1	7	5	2	0.0	0	0	0.0	0	0	0	0	0	0
DAL 9/21	L	1/1	1	0	1	0.0	0	0	0.0	0	0	0	0	0	0
PHL 10/5	L	1/1	7	4	3	0.0	0	1	0.0	0	0	1	0	1	0
SF 10/13	L	1/1	4	3	1	0.0	0	0	0.0	0	0	1	0	0	0
SEA 10/19	W	1/1	7	7	0	0.0	0	0	0.0	0	0	1	0	0	0
@KC 10/26	L	1/1	11	9	2	0.0	0	0	0.0	0	0	0	0	0	0
@SF 11/2	W	1/1	7	5	2	0.0	0	0	0.0	0	0	1	0	0	0
@ARI 11/9	L	1/1	7	5	2	0.0	0	0	0.0	0	0	3	0	0	0
DEN 11/16	W	1/1	10	6	4	0.0	0	0	0.0	0	0	2	0	0	0
@SD 11/23	L	1/1	8	7	1	0.0	0	0	0.0	0	0	0	0	0	0
OAK 11/30	W	1/1	8	6	2	0.0	0	1	0.0	0	0	2	0	1	0
@WAS 12/7	W	1/1	5	2	3	0.0	0	0	0.0	0	0	0	0	0	0
ARI 12/11	L	1/1	13	10	3	0.0	0	0	0.0	0	0	0	0	0	0
NYG 12/21	L	1/1	5	4	1	0.0	0	0	0.0	0	0	1	0	0	0
@SEA 12/28	L	0/0							Inactive						
TOTAL	6-10	15/15	105	76	29	0.0	0	2	0.0	0	0	14	0	2	0



# 16 | JARED GOFF

**Position:** Quarterback  
**Ht./Wt.:** 6-4/215  
**Birth Date:** 10/14/1994  
**College:** California  
**Hometown:** Novato, Calif.  
**Experience:** Rookie  
**Acquired:** D1-2016 (1st)

**Career GP/GS (Playoffs):** 2/2 (0/0)



**TRANSACTIONS:** Selected by Los Angeles in the first round (1st overall) of the 2016 NFL Draft (4/28/16).

**2016 SEASON: Week 1 at San Francisco (9/13):** Declared inactive...**Week 2 vs. Seattle (9/18):** Did not play...**Week 3 at Tampa Bay (9/25):** Did not play...**Week 4 at Arizona (10/2):** Did not play...**Week 5 vs. Buffalo (10/9):** Did not play...**Week 6 at Detroit (10/16):** Did not play...**Week 7 vs. New York Giants (10/23):** Did not play...**Week 9 vs. Carolina (11/6):** Did not play...**Week 10 at New York Jets (11/13):** Did not play...**Week 11 vs. Miami (11/20):** Made his NFL debut...completed 17-of-31 passes for 134 yards without an interception...carried the ball four times for 11 yards...**Week 12 at New Orleans (11/27):** Completed 20-of-32- passes for 214 yards and three touchdowns...first career NFL touchdown came on a 24-yard completion to wide receiver Tavon Austin...finished with a passer rating of 100.3.

**COLLEGE:** Started all 37 games possible during his three seasons at Cal and is the only quarterback in school history to have ever started his first game as a true freshman...holds 26 Cal records including career marks for passing yards (12,220), passing yards per game (329.7), touchdown passes (96), completions (977), passing attempts (1,569), total offense (12,086) and total plays (1,739)...second on the school's all-time list for passing efficiency (143.95) behind only Aaron Rodgers...broke Pac-12 career records with an average of 326.6 yards of total offense per game as well as three seasons of gaining 3,000 or more total yards...ranks third all-time in Pac-12 history and 26th nationally in passing yards as well as fourth in the Pac-12 and 27th nationally in passing touchdowns...set a pair of Pac-12 single-season records in his final campaign as a 2015 junior when he passed for 4,719 yards and 43 touchdowns and he was also the first Cal quarterback to earn first-team All-Pac-12 honors since Rodgers in 2004...two-time team captain as voted by his teammates in his final two campaigns as a junior and 2014 sophomore...one of six players in Pac-12 history to throw for 3,000 or more yards in three seasons and one of two to throw for 3,000 or more yards in each of his first three campaigns...had at least 268 yards passing or two touchdown passes in each of his final 14 collegiate contests...twice earned Pac-12 Offensive Player of the Week honors with both coming over the final three games of his 2015 junior season against Oregon State (11/14/2015) and Arizona State (11/28/2015)...the team's seven-win turnaround over his last two seasons from a 1-11 record in 2013 to an 8-5 mark in 2015 is tied for the second best in school history behind only the eight-win improvement from a 2-10 mark in 1946 to a 10-1 record in 1948...Cal's Most Outstanding Player in a Lockheed Martin Armed Forces Bowl victory over Air Force as a junior in the final game of his collegiate career when he set the bowl's single-game records by passing for 467 yards and six touchdowns to lead Cal to its first bowl victory since 2008.

**PERSONAL:** Attended Marin Catholic High School in Calif...passed for a combined 7,687 yards and 93 touchdowns with 18 interceptions in three varsity seasons from 2010-12, completing 477-of-767 passes (62.2 percent)...three varsity teams to one appearance in the state title game, one North Coast Section crown, three NCS playoff appearances and three MCL championships...earned All-American honors from SuperPrep as a 2012 senior...parents are Jerry and Nancy Goff...father was a catcher who played Major League Baseball with Montreal (1990, 1992), Pittsburgh (1993-94) and Detroit (1995-96) following his collegiate baseball career at Cal that included All-America, All-District 8 and All-Pac-10 honors in 1986...majored in sociology.

## JARED GOFF NFL STATISTICS

REGULAR SEASON													
Year	Team	G/S	Passing			Pct.	Yds	Yds/Att	TD	Int	Lg	Sk-Yds	Rtg.
			Att.	Cmp									
2016	RAMS	2/2	63	37	58.7	348	5.5	0	0	31	4-45	83.3	
<b>Total</b>		<b>2/2</b>	<b>63</b>	<b>37</b>	<b>58.7</b>	<b>348</b>	<b>5.5</b>	<b>0</b>	<b>0</b>	<b>31</b>	<b>4-45</b>	<b>83.3</b>	
Year	Team	Att.	Rushing			Lg	TD						
			Yds.	Avg.									
2016	RAMS	4	11	2.8	6	0							
<b>Total</b>		<b>4</b>	<b>11</b>	<b>2.8</b>	<b>6</b>	<b>0</b>							

# JARED GOFF GAME-BY-GAME STATISTICS

## 2016 LOS ANGELES RAMS

Game	W/L	P/S	Att	Cmp	Pct	Yds	Yds/ Att	TD	Int	Lg	Sk- Yds	Rtg
@SF 9/12	L						Declared Inactive					
SEA 9/18	W						Did Not Play					
@TB 9/25	W						Did Not Play					
@ARI 10/2	W						Did Not Play					
BUF 10/9	L						Did Not Play					
@DET 10/16	L						Did Not Play					
NYG 10/23	L						Did Not Play					
CAR 11/6	L						Did Not Play					
@NYJ 11/13	W						Did Not Play					
MIA 11/20	L	1/1	31	17	54.8	134	4.3	0	0	21	1-9	65.8
@NO 11/27	L	1/1	32	20	62.5	214	6.7	3	1	31	3-36	100.3
@NE 12/4		0/0	0	0	0.0	0	0.0	0	0	0	0-0	0.0
ATL 12/11		0/0	0	0	0.0	0	0.0	0	0	0	0-0	0.0
@SEA 12/15		0/0	0	0	0.0	0	0.0	0	0	0	0-0	0.0
SF 12/24		0/0	0	0	0.0	0	0.0	0	0	0	0-0	0.0
ARI 1/1/17		0/0	0	0	0.0	0	0.0	0	0	0	0-0	0.0
TOTALS	4-7	2/2	63	37	58.7	348	5.5	3	1	31	4-45	83.3



# 30 | TODD GURLEY

Position:	Running Back
Ht./Wt.:	6-1/226
Birth Date:	8/3/94
College:	Georgia
Hometown:	Tarboro, N.C.
Experience:	2nd year (2nd Rams)
Acquired:	D1-2015 (10th)

Career GP/GS (Playoffs): 24/23 (0/0)



**TRANSACTIONS:** Selected by the Rams in the first round (10th overall) of the 2015 NFL Draft (4/30/15).

**2016 SEASON: Week 1 at San Francisco (9/13):** Recorded 17 carries for 47 yards in Monday night's Week 1 match-up...**Week 2 vs. Seattle (9/18):** Racked up 51 yards on 19 carries. **Week 3 at Tampa Bay (9/25):** Rushed for 85 yards on 27 carries, and found the end zone twice...marked his third multi-touchdown game of his career...

**Week 4 at Arizona (10/2):** Carried the ball 17 times for 33 yards...recorded a career long 33-yard reception...finished with five receptions for 49 yards, averaging 9.8 yards a catch...**Week 5 vs. Buffalo (10/9):** Recorded 23 carries for 72 yards...scored his first rushing touchdown in the Coliseum, his third of the season...caught three passes for 36 yards...totaled 108 yards from scrimmage...**Week 6 at Detroit (10/16):** Carried the ball 14 times for 58 yards, a 4.1-yard average...caught four passes for 39 yards for a total of 97 yards on 18 touches...**Week 7 vs. New York Giants (10/23):** Rushed for 57 yards on 15 carries...caught six passes for 35 yards...**Week 9 vs. Carolina (11/6):** Recorded 12 carries for 48 yards...caught four passes for 26 yards...**Week 10 at New York Jets (11/13):** Carried the ball 21 times for 64 yards...**Week 11 vs. Miami (11/20):** Rushed for 76 yards on 20 carries...scored his fourth rushing touchdown of the season on his longest run of the year (24)...**Week 12 at New Orleans (11/27):** Rushed the ball 13 times for 50 yards...recorded longest reception of the season after hauling in a 31-yard reception from QB Jared Goff...finished with four receptions for 49 yards.



### Gurley named NFL Offensive Rookie of the Month - October 2015

- Led the NFL averaging 144.3 rushing yards per game during Oct. Rushed for 433 yards and two touchdowns in three games
- Rushed for at least 125 yards in each contest. He is the first rookie in 10 years to rush for at least 125 yards in each of his first three starts (Cadillac Williams in 2005).
- Became the third player in NFL history to rush for at least 125 yards in three of his first four games to begin a career (Billy Sims in 1980 and Williams in 2005).
- Third Rams player to be named Rookie of the Month, joining QB Sam Bradford (October and November, 2010) and Eddie Kennison (October 1996).
- He is the first Rams RB to be named NFL Offensive Rookie of the Month.

**2015 SEASON:** Played in 13 games and started 12...earned first Pro Bowl honor...

finished the season leading the team in rushes (229) and rushing yards (1,108) and 10 touchdowns...finished the season third in rushing yards in the NFL...the last Rams running back to have at least 1,000 yards was Steven Jackson (1,045) in 2012...the last Rams rookie running back to reach 1,000 was Jerome Bettis (1,429) in 1993...last time a Rams running back to have a rushing touchdown in at least five consecutive games was Marshall Faulk in Weeks 15-17 in '01 and Weeks 1-3 in '02...recorded five 100-yard rushing games...one of three rookies since 1970 with 700-plus rushing yards in first six career starts (Adrian Peterson, Eric Dickerson)...

**vs. Detroit (12/13):** Started at running back...rushed 16 times for 140 yards and two touchdowns...marked his fifth 100-plus yard rushing yard game and second multi-touchdown game...notched three rushes for 20-plus yards, including a long of 49 yards...has amassed 975 rushing yards this season on 189 attempts for a 5.2-yard average...his 975 rushing yards rank fourth in the NFL, behind Adrian Peterson (1,251), Doug Martin (1,214), and Jonathan Stewart (989)...

**Gurley's 566 rushing yards are the most in a player's 1st 4 NFL starts in the Super Bowl era**

**Gurley is the 1st rookie in NFL history to rush for 125+ yards in 4 consecutive games**



and the fourth longest rush of the season in the NFL...marked his fourth consecutive game with 100-plus yards, last Rams rookie running back to do so was Jerome Bettis in 1993...in his first four career starts, he has rushed for 566 yards, the most yards by any NFL player in his first four starts who began career in Super Bowl era. Previously, the record was held by Billy Sims (539)...

**COLLEGE:** Notched 18 career 100 yard rushing games at Georgia, second most in school history...also had one 200 yard rushing game...scored 44 career touchdowns (36 rushing, six receiving, two kickoffs), which ranks second in school records behind Herschel Walker (52)...second in school history with 4,322 all-purpose yards and 3,285 rushing yards, trailing Walker (5,749)...one of only four Bulldogs to have 3,000-plus yards rushing in his career...established new school record with career 6.44 average

gain per rush (old mark: 6.42, Charley Trippi, 1942, 1945-46)...voted team's offensive MVP for 2014 season...named to the Paul Hornung Award Honor Roll following his performances against Vanderbilt, Tennessee and Clemson during the 2014 season...also tapped three times for Athlon Sports National Player of the Week honors...earned SEC Offensive Player of the Weeks honors six times during his collegiate career...posted a career-high 208 rushing yards on 28 carries and two touchdowns vs. Tennessee (2014)...in 2012, became the second UGA true freshman (Walker in 1980) to rush for more than 1,000 yards...set Georgia freshman running back record with 17 rushing touchdowns, which is tied for third overall at UGA...tallied nine games with at least 100 yards rushing, which ranks tied for third in school history for a season.

**PERSONAL:** Attended Tarboro High School...earned North Carolina Associated Press Player of the Year honors for 2011...NCPreps.com 2A Player of the Year for 2011...SuperPrep All-Mid-Atlantic Team...ESPN.com fourstar prospect, No. 11 ranked running back, ranked No. 10 in state of North Carolina overall...ESPNHS North Carolina Magazine First Team All State...won three consecutive 2A State Championships at Tarboro High School...rushed for 242 yards and four touchdowns in 2011 State Championship game...as a senior totaled 2,600 yards and 38 touchdowns...played running back and safety during his junior season, totaling 1,472 rushing yards and 26 touchdowns, as well as 79 tackles, an interception, and a forced fumble...ran track for Team USA in Europe during the Spring and Summer of 2011...majored in pre-business...recipient of the Jack and Joy Davis Football Scholarship all three years of his Georgia career.

## TODD GURLEY NFL STATISTICS

Year	Rushing School	G/S	REGULAR SEASON									
			No	Yds	Avg	Lg	TD	Att	Yds	Avg	Lg	TD
2015	RAMS	13/12	229	1,106	4.8	71t	10	21	188	9.0	31	0
2016	RAMS	11/11	200	641	3.2	24t	4	30	241	8.0	33	0
<b>TOTALS</b>		<b>24/23</b>	<b>429</b>	<b>1,747</b>	<b>4.1</b>	<b>71t</b>	<b>14</b>	<b>51</b>	<b>429</b>	<b>8.4</b>	<b>33</b>	<b>0</b>

## TODD GURLEY GAME-BY-GAME STATISTICS

2016 LOS ANGELES RAMS													
Game	W/L	P/S	Receiving					Rushing					
			No	Yds	Avg	Lg	TD	Att	Yds	Avg	Lg	TD	
@SF 9/12	L	1/1	1	-5	-5.0	-5	0	17	47	2.8	10	0	
SEA 9/18	W	1/1	1	19	19.0	19	0	19	51	2.7	11	0	
@TB 9/25	W	1/1	1	-5	-5.0	-5	0	27	85	3.1	16	2	
@ARI 10/2	W	1/1	5	49	9.8	33	0	17	33	1.7	5	0	
BUF 10/9	L	1/1	3	36	12.0	24	0	23	72	3.1	16	1	
@DET 10/16	L	1/1	4	39	9.8	13	0	14	58	4.1	15	0	
NYG 10/23	L	1/1	6	35	5.8	20	0	15	57	3.8	8	0	
CAR 11/6	L	1/1	4	26	0.0	11	0	12	48	0.0	18	0	
@NYJ 11/13	W	1/1	1	8	8.0	8	0	21	64	3.0	13	0	
MIA 11/20	L	1/1	0	0	0.0	0	0	20	76	3.8	24t	1	
@NO 11/27	L	1/1	4	39	9.8	31	0	13	50	3.8	13	0	
@NE 12/4	0/0	0/0	0	0	0.0	0	0	0	0	0.0	0	0	
ATL 12/11	0/0	0/0	0	0	0.0	0	0	0	0	0.0	0	0	
@SEA 12/15	0/0	0/0	0	0	0.0	0	0	0	0	0.0	0	0	
SF 12/24	0/0	0/0	0	0	0.0	0	0	0	0	0.0	0	0	
ARI 1/1/17	0/0	0/0	0	0	0.0	0	0	0	0	0.0	0	0	
<b>TOTALS</b>	<b>4-7</b>	<b>11/11</b>	<b>30</b>	<b>241</b>	<b>8.0</b>	<b>33</b>	<b>0</b>	<b>200</b>	<b>641</b>	<b>3.2</b>	<b>24t</b>	<b>4</b>	

2015 ST. LOUIS RAMS													
Game	W/L	P/S	Receiving					Rushing					
			No	Yds	Avg	Lg	TD	Att	Yds	Avg	Lg	TD	
SEA 9/13	W												
@WSH 9/20	L												
PIT 9/27	L	1/0	1	5	5.0	5	0	6	9	1.5	4	0	
@ARI 10/4	W	1/1	2	15	7.5	8	0	19	146	7.7	52	0	
@GB 10/11	L	1/1	0	0	0.0	0	0	30	159	5.3	55	0	
CLE 10/25	W	1/1	4	35	8.8	24	0	19	128	6.7	48	2	
SF 11/1	W	1/1	3	13	4.3	15	0	20	133	6.7	71t	1	
@MIN 11/8	L	1/1	3	20	6.7	11	0	24	89	3.7	16	1	
CHI 11/15	L	1/1	3	44	14.7	31	0	12	45	3.8	9	1	
@BAL 11/22	L	1/1	0	0	0.0	0	0	25	66	2.6	7	1	
@CIN 11/29	L	1/1	1	11	11.0	11	0	9	19	2.1	8	0	
ARI 12/6	L	1/1	0	0	0.0	0	0	9	41	4.6	34	0	
DET 12/13	W	1/1	1	7	7.0	7	0	16	140	8.8	49	2	
TB 12/17	W	1/1	2	31	15.5	19	0	21	48	2.3	9	1	
@SEA 12/27	W	1/1	1	7	7.0	7	0	19	85	4.5	20	1	
@SF 1/3	L												
<b>TOTAL</b>	<b>7-9</b>	<b>13/12</b>	<b>21</b>	<b>188</b>	<b>9.0</b>	<b>31</b>	<b>0</b>	<b>229</b>	<b>1,108</b>	<b>4.8</b>	<b>71t</b>	<b>10</b>	



# 54 | BRYCE HAGER

**Position:** Linebacker  
**Ht./Wt.** 6-0/235  
**Birth Date:** 5/4/92  
**College:** Baylor  
**Hometown:** Austin, Texas  
**Experience:** 2nd year (2nd Rams)  
**Acquired:** D7A-2015 (224th)

**Career GP/GS (Playoffs):** 27/0 (0/0)



**TRANSACTIONS:** Selected by the Rams in the seventh round (224th overall) of the 2015 NFL Draft (5/2/15).

**2016 SEASON:** **Week 1 at San Francisco (9/13):** Saw action on 23 of the team's 27 special teams' snaps. Also contributed in Week 2...**Week 2 vs. Seattle (9/18):** Contributed significantly on special teams. **Week 3 at Tampa Bay (9/25):** Saw action at linebacker, and recorded one special teams tackle...**Week 4 at Arizona (10/2):** Recorded two special teams tackles...took most of the special teams snaps...**Week 5 vs. Buffalo (10/9):** Saw significant time on special teams...**Week 6 at Detroit (10/16):** Saw action at linebacker and recorded a tackle on special teams...**Week 7 vs. New York Giants (10/23):** Contributed significantly on special teams...recorded two special teams tackles...**Week 9 vs. Carolina (11/6):** Saw significant action on special teams...recorded a special teams tackle...**Week 10 at New York Jets (11/13):** Took a majority of the special teams reps and recorded one special teams tackle...tied for the team lead with seven special teams tackles...**Week 11 vs. Miami (11/20):** Took a majority of the special teams snaps...**Week 12 at New Orleans (11/27):** Saw action at linebacker and took a majority of the special teams snaps.

**2015 SEASON:** Played in 16 games...saw action on special teams and made seven tackles...**at Baltimore (11/22):** Saw action on special teams...tallied two tackles...**vs. Seattle (9/13):** Made his NFL debut...saw action on special teams and make one tackle.

**COLLEGE:** All-American linebacker and three-time All-Big 12 honoree...made 322 career tackles, 24 for loss and 26 quarterback hurries...member of winningest class in school history, in five seasons with program...part of school-record five straight bowl teams, two conference championships (2013 & 2014 Big 12 titles), two bowl wins in four seasons of play following redshirt year - 26-1 home record (40-12 overall)...started 32 of 48 career games as three-year starting linebacker and quarterback of the defense...named All-America as senior and All-Big 12 in 2012, 2013 and 2014...led Big 12 in tackles (9.5 per game) in 2012...selected second team by AP, coaches, ESPN, Athlon, Phil Steele and Waco Tribune-Herald...elected 2013 Lott IMPACT Trophy quarterfinalist...scored first career touchdown on 91-yard fumble return (second longest in BU history) in win over Buffalo...served as a redshirt freshman in 2011...was a true freshman in 2010.

**PERSONAL:** All-state linebacker/running back from Westlake High School in Austin, Texas...named first-team AP Class 5A linebacker as senior in 2009 after leading WHS to 13-3 record, DI state runner-up finish and No. 3 final ranking...named 2009 District 25-5A Defensive MVP...totaled 158 tackles, 15 tackles-for-loss, eight sacks, one interception, four quarterback pressures and seven pass breakups as senior...also credited with 13 rushing touchdowns in 2009...totaled 59 tackles and two interceptions as junior in 2008 in first season as starter on 9-5 Westlake squad...earned 2008 first-team All-District 25-5A honors at linebacker...also had 250 rushing yards and 116 receiving yards as junior...son of Britt and Bridgette Hager...born in Austin, Texas...father, Britt, is former Texas All-American and played linebacker with the Philadelphia Eagles, Denver Broncos and St. Louis Rams...graduated in December 2014 with Bachelor's degree in health, human performance and recreation studies.

## BRYCE HAGER NFL STATISTICS

Year	Team	G/S	Tackles			Sk	Yds	Interceptions				Fumbles				
			Total	Solo	Asst			Int	Yds	Lg	TD	PD	FF	FR	Yds	
2015	RAMS	16/0	0	0	0	0.0	0	0	0	0	0	0	0	0	0	0
2016	RAMS	11/0	0	0	0	0.0	0	0	0	0	0	0	0	0	0	0
TOTAL		27/0	0	0	0	0.0	0	0	0	0	0	0	0	0	0	0

**ADDITIONAL STATISTICS:** Special Teams Tackles: 2015 (7), 2016 (7).







# 46 | CORY HARKEY

Position:	Tight End
Ht./Wt.:	6-4/259
Birth Date:	6/17/90
College:	UCLA
Hometown:	Chino Hills, Calif.
Experience:	5th year (5th Rams)
Acquired:	FA-2012

Career GP/GS (Playoffs): 63/30 (0/0)



**TRANSACTIONS:** Signed to the active roster (11/17/12)...added to the Rams practice squad (9/2/12)...released (8/31/12), after signing with the Rams (5/8/12).

**PRO:** Fifth-year pro has played in 63 career games with 30 starts...tallied 22 catches for 189 yards and three touchdowns in first three seasons.

**2016 SEASON:** **Week 1 at San Francisco (9/13):** Saw action on offense and special teams...**Week 2 vs. Seattle (9/18):** Contributed significantly on special teams...**Week 3 at Tampa Bay (9/25):** Saw action at tight end and special teams...**Week 4 at Arizona (10/2):** Saw action at tight end and special teams...**Week 5 vs. Buffalo (10/9):** Saw action at tight end and special teams...**Week 6 at Detroit (10/16):** Saw action at tight end and special teams...**Week 7 vs. New York Giants (10/23):** Saw action at tight end and special teams...**Week 9 vs. Carolina (11/6):** Saw action at tight end and special teams...**Week 10 at New York Jets (11/13):** Saw action at tight end and special teams...**Week 11 vs. Miami (11/20):** Saw action at tight end and special teams...**Week 12 at New Orleans (11/27):** Saw action at tight end and special teams.

**2015 SEASON:** Played in 16 games, started six...lined up at tight end and fullback...caught five passes for 23 yards...also made seven special teams tackles...voted Carl Ekern Spirit of the Game winner by teammates...**at San Francisco (1/3/16):** Started at fullback...caught one pass for 12 yards...**at Cincinnati (11/29):** Started at fullback...caught one pass for two yards...also had one special teams tackle.

**2014 SEASON:** Played in 16 games with 13 starts...had eight receptions for 55 yards with one touchdown...**vs. Seattle (10/19):** Started at tight end...recorded one reception for nine yards...recovered his first career fumble...**vs. Oakland (11/30/14):** Started at tight end...caught a 4-yard pass from with QB Shaun Hill for a touchdown pass...marked his first touchdown of the season and third career... **at Washington (12/7/14):** Started at tight end...connected with P Johnny Hekker for a two-point conversion...**vs. Arizona (12/11/14):** Started at tight end...had one reception for 21 yards.

**2013 SEASON:** Played in 15 games with 10 starts...saw action at tight end and fullback...hauled in 13 receptions for 113 yards and two touchdowns...**vs. Jacksonville (10/6):** Made his first NFL start...caught one pass for 17 yards...**at Houston (10/13):** Started at tight end...hauled in his first career touchdown pass from QB Sam Bradford on a two-yard catch...**vs. New Orleans (12/15):** Started at tight end...hauled in his second touchdown pass of the season, on a new career long 31-yard catch and run from QB Kellen Clemens...finished the day with three receptions for 29 yards.

**2012 SEASON:** Signed to the active roster (11/17/12)...**vs. New York Jets (11/18):** Saw his first NFL action...**at Arizona (11/25):** Saw action on special teams and offense...**vs. San Francisco (12/2):** Saw action on special teams and offense...made one special teams tackle...**at Buffalo (12/9):** Saw action on offense and special teams...made two special teams tackles...**vs. Minnesota (12/16):** Saw action on offense and special teams...caught one pass for 21 yards...**at Tampa Bay (12/23):** Declared inactive...**at Seattle (12/30):** Declared inactive.

**COLLEGE:** Started in parts of all four seasons and finished his career with 26-straight starts... regarded as one of the better blocking tight ends in college football...received the Jerry Long "Heart" Award and the Kenneth S. Washington Award for Outstanding Senior of the Year by UCLA coaching staff...finished fifth on squad with 14 receptions as a junior.

**PERSONAL:** Ranked as the No. 10 tight end by ESPN out of high school... named to CIF-Southern Section Inland Division team on defense and named first-team all-league for three straight seasons...also lettered four seasons in basketball... father Michael is in his seventh season as the bullpen coach of the New York Yankees and enjoyed 10-season career as a Major League pitcher...majored in history...participated in numerous community events, including Taste of the NFL, Rams ReciPEs, Play 60 Field Day, and the All-Community Team Ticket program - Harkey's Hustlers.





# 79 | ROB HAVENSTEIN

Position:	Tackle
Ht./Wt.:	6-7/321
Birth Date:	5/13/92
College:	Wisconsin
Hometown:	Mt. Airy, Md.
Experience:	2nd year (2nd Rams)
Acquired:	D2-2015 (57th)

Career GP/GS (Playoffs): 24/24 (0/0)



**TRANSACTIONS:** Selected by St. Louis in the second round (57th overall) of the 2015 NFL Draft (5/1/15).

**2016 SEASON:** **Week 1 at San Francisco (9/13)**...Started a right tackle...**Week 2 vs Seattle (9/18)**...Started at right tackle...**Week 3 at Tampa Bay (9/25)**: Started at right tackle, and contributed to two rushing touchdowns...**Week 4 at Arizona (10/2)**: Started at right tackle...**Week 5 vs. Buffalo (10/9)**: Started at right tackle...**Week 6 at Detroit (10/16)**: Started at right tackle...helped block for the offense to put up three touchdowns...**Week 7 vs. New York Giants (10/23)**: Started at right tackle...**Week 9 vs. Carolina (11/6)**: Started at right tackle...**Week 10 at New York Jets (11/13)**: Started at right tackle...**Week 11 vs. Miami (11/20)**: Started at right tackle...**Week 12 at New Orleans (11/27)**: Started at right tackle...allowed time for QB Jared Goff to throw three first half touchdowns.

**2015 SEASON:** Started 13 games, missed three due to injury injury...earned PFWA All-Rookie honors...**vs. Tampa Bay (12/17)**: Helped block for 319 net yards and three touchdowns...**vs. Detroit (12/13)**: Opened up running lanes for RB Todd Gurley to rush for 140 yards and two touchdowns...**vs. San Francisco (11/1)**: Part of an offensive line that did not allow a sack on QB Nick Foles...**vs. Cleveland (10/25)**: Helped block for RB Todd Gurley to rush for 120-plus yards for the third consecutive week...**at Arizona (10/4)**: Helped block for QB Nick Foles to throw three touchdowns...**vs. Seattle (9/13)**: Started at right tackle in his NFL debut...helped block for the offense to produce 297 receiving yards.

**COLLEGE:** Played four years at Wisconsin...earned First-team All-America (AFCA), second-team All-America (FWAA, Sporting News, USA Today), first team All-Big Ten (consensus), and Big Ten Sportsmanship Award following 2014 senior season...matched school record with 54 career games played...started 42 games in his career, including 41 straight at right tackle over his final three seasons...anchored an offensive line that led the way for two of the three best single season rushing performances in school history at 283.8 yards per game in 2013 and a school-record 320.1 yards per game in 2014...Badgers also set a school record for total offense at 480.8 yards per game in 2013...blocked for three 1,000-yard rushers in Montee Ball, Melvin Gordon and James White, three of the top five rushers in school history...Badgers went 39-16 in his career, matching the second-highest win total by a UW senior class...earned Second-team All-Big Ten (coaches), All-Big Ten honorable mention (media) in 2013...redshirted in 2010.

**PERSONAL:** Ranked by ESPN/Scouts Inc. as the No. 33 offensive tackle in the country, by Scout as No. 42 and by Rivals as No. 43...top offensive tackle in Maryland (ESPN/Scouts Inc.) and ranked as 17th-best player in Maryland by Rivals...as a senior, named first-team all-state and all-area...served as team captain as a senior ... as a junior, named first-team all-state, all-metro and all-area...as a sophomore, named second-team all area...won letters in football and basketball...named to honor roll all four years and was member of National Honor Society as a senior.

**HAVENSTEIN'S Games Played Stats:** RAMS 2016 (11/11), 2015 (13/13). **TOTALS: (24/24).**



# 95 | WILLIAM HAYES

Position:	Defensive End
Ht./Wt.:	6-3/278
Birth Date:	5/2/85
College:	Winston-Salem State
Hometown:	High point, N.C.
Experience:	9th year (5th Rams)
Acquired:	UFA(TEN)-2012

Career GP/GS (Playoffs): 119/41 (1/0)



**TRANSACTIONS:** Re-signed with the Rams as an unrestricted free agent (3/12/13)...signed with the Rams (4/12/12)...selected by the Titans in the fourth round (103rd overall) of the 2008 NFL Draft.

**PRO:** Nine-year veteran has played in 119 career games with 41 starts...collected 439 career tackles (250 solo)...notched 31.5 total sacks, including a personal-best seven sacks in the 2012 season.

**2016 SEASON:** **Week 1 at San Francisco (9/13):** Recorded five tackles (four solo), including one for loss...**Week 2 vs. Seattle (9/18):** Totaled five tackles (two solo)...notched his first sack of the season on Seattle QB Russell Wilson...also had two quarterback pressures...**Week 3 at Tampa Bay (9/25):** Recorded three tackles (two solo)...**Week 4 at Arizona (10/2):** Declared inactive...**Week 5 vs. Buffalo (10/9):** Declared inactive...**Week 6 at Detroit (10/16):** Started at defensive end...recorded three tackles (one solo)...**Week 7 vs. New York Giants (10/23):** Started at defensive end...recorded three tackles (one solo)...pressured quarterback Eli Manning three times, while hitting him twice...**Week 9 vs. Carolina (11/6):** Tied his season high in tackles with seven (three solo)...recorded four quarterback pressures...**Week 10 at New York Jets (11/13):** Recorded six tackles (two solo)...notched his second sack of the season on Jets QB Bryce Petty for a four-yard loss...**Week 11 vs. Miami (11/20):** Tallied three solo tackles...**Week 12 at New Orleans (11/27):** Recorded four tackles (two solo).

**2015 SEASON:** Played in 16 games, started 11...collected 68 tackles (44 solo), 5.5 sacks, 41 quarterback pressures, seven hits on the quarterback and two passes defended...registered his first 3.0 sack game...**at San Francisco (1/3/16):** Started at defensive end...registered six tackles (five solo)...**at Seattle (12/27):** Started at defensive end...split a sack on QB Russell Wilson with LB Akeem Ayers...also split a sack with DE Eugene Sims...added two solo sacks on Wilson, to push his total to 3.0 sacks...marked his first 3.0 sack game of his career...added seven tackles (six solo), three quarterback pressures and two hits on the quarterback...**at Baltimore (11/22):** Started at defensive end...made eight tackles (five solo)...also had two quarterback pressures and two quarterback hits...**vs. Chicago (11/15):** Started at defensive end...split a sack with DT Aaron Donald on Bears QB Jay Cutler...also tallied four solo tackles and one pressure on the quarterback...**vs. Cleveland (10/25):** Started at defensive end...notched 2.0 sacks, two forced fumbles and three tackles (one solo)...marked his fourth multi-sack game of his career...**vs. Seattle (9/13):** Saw action on defense...notched seven tackles (five solo).

**2014 SEASON:** Saw action in 16 games with nine starts...lead all Rams defensive linemen with 75 tackles...topped off the year with 32 quarterback pressures to lead the defense...recorded 4.0 sacks for 32 yards on the year...**at Tampa Bay (9/14):** Started at left defensive end...notched eight tackles (three solo)...**vs. Dallas (9/21):** Started at left defensive end...recorded a season-high nine tackles (three solo)...**vs. Seattle (10/19):** Started at left defensive end...tallied six tackles (one solo)...recorded two quarterback pressures and one quarterback hurry...**at Kansas City (10/26):** Started at left defensive end...had his first fumble recovery of the season and sixth career...recorded eight tackles (five solo)...had three quarterback pressures...**at San Francisco (11/2):** Started at left defensive end...snagged 2.0 sacks in a single game for the second time in his career...also had three tackles and three quarterback hurries...**at San Diego (11/23):** Saw action at left defensive end...collected four tackles (one solo)...notched 1.0 sack...registered six quarterback pressures and had one pass defended...**vs. Oakland (11/30/14):** Saw action at left defensive end...collected five solo tackles...registered one sack for 8.0 yards, his third of the season...also had his first forced fumble of the year...**at Washington (12/7/14):** Saw action at left defensive end...collected five tackles (three solo)...registered 1.0 sack for 12.0 yards, his fourth of the season...**vs. Arizona (12/11/14):** Saw action at left defensive end...garnered six tackles (four solo).

**2013 SEASON:** Played in 14 games...notched 36 tackles (21 solo), five sacks, one interception, one pass defended, one fumble recovery and three fumble recoveries...**vs. Arizona (9/8):** Saw action on defense and special teams...recorded his first sack of the season on Arizona QB Carson Palmer...added three solo tackles, including two for loss...**at Carolina (10/20):** Saw action on defense...recorded five tackles (one solo)...**vs. Seattle (10/28):** Saw action on defense...tallied his second sack of the season, 18.0 career, on Seattle QB Russell Wilson...added one solo tackle...**vs. Tennessee (11/3):** Saw action on defense...recorded a sack on Titans QB Jake Locker...marked his second consecutive game with a sack, third of the season and 19th career...also had one solo tackle...**at Indianapolis (11/10):** Saw action on defense...intercepted Colts' QB Matt Hasselbeck...marks his first career interception...added two tackles (one solo) and one hit on the quarterback...**at San Francisco (12/1):** Saw action on defense...sacked 49ers QB Colin Kaepernick for a loss of one yard...marked his fourth sack of the season...also recorded five tackles (two solo)...**at Arizona (12/8):** Saw action on defense...tallied four solo tackles, including one for loss...also had one pass batted down, one pressure and one hit on the quarterback...**vs. New Orleans (12/15):** Saw action on defense...sacked Saints' QB Drew Brees for a six-yard loss...also notched three pressures and hits on Brees...added three tackles, including one for loss...**vs. Tampa Bay (12/22):** Saw action on defense...recovered two fumbles caused by LB Alec Ogletree...also had one tackle for loss.

**2012 SEASON:** Third among Rams with 7.0 sacks, a new career high...posted 13 quarterback pressures and five quarterback hits on the season...second among Rams with nine tackles for loss...**vs. Washington (9/16):** Played on defense...registered three tackles (two solo)...**at Chicago (9/23):** Played on defense...notched four solo tackles...**vs. Arizona (10/4):** Recovered a fumble from Arizona QB Kevin Kolb caused by Robert Quinn's sack on the Cardinals' final drive of the game to secure the win...made one assisted tackle in addition to two quarterback pressures and one hit on the quarterback...**at Miami (10/14):** Tallied one solo tackle...**vs. Green Bay (10/21):** Sacked Packers' QB Aaron Rodgers for a two yard loss, his first sack as a Ram...also made one solo tackle...**vs. New England (10/28):** Saw action on defense...recorded three tackles (one solo), including one for loss...**at San Francisco (11/11):** Saw action on defense...tallied four tackles (one solo)...**vs. New York Jets (11/18):** Saw action on defense...notched a season-high five tackles (four solo), including two for loss...**at Arizona (11/25):** Sacked Arizona QB Ryan Lindley for a 10-yard loss to give him 2.5 this season, 10.5 career...also made four tackles (one solo) and had one quarterback pressure...**vs. San Francisco (12/2):** Saw action on defense and special teams...split a sack with LB Jo-Lonn Dunbar on 49ers QB Colin Kaepernick for a loss of seven yards...tallied a solo sack on Kaepernick, marking his second multi-sack game of his career...previously, had 1.5 sacks as a member of the Tennessee Titans versus San Francisco (11/18/09)...he now has 3.5 sacks this season, 12.5 career...added one tackle for loss and one quarterback pressure...**at Buffalo (12/9):** Saw action on defense and special teams...registered two quarterback hits...**at Tampa Bay (12/23):** Saw action on defense...registered two sacks on Bucs QB Josh Freeman, establishing a new single game high...he now has 5.5 sacks this season, also a new career-high...made two assisted tackles...added one pass defensed and two quarterback pressures...**at Seattle (12/30):** Saw action on defense and special teams...recorded his seventh sack on the year for a loss of five yards, establishing a new season-high...made four tackles (two solo)...added two quarterback pressures.

**2011 SEASON:** Played in 10 games with one start at defensive end...totaled 29 tackles, 1.5 sacks, six quarterback pressures and four tackles for loss...**At Jacksonville (9/11):** started at defensive end and posted three tackles, including a sack...**at Carolina (11/13):** Played as a reserve at defensive end and tallied four tackles, a half sack and a team-best three quarterback pressures...combined with Sen'Derrick Marks to drop Cam Newton for a seven-yard sack.

**2010 SEASON:** Appeared in 14 games as a reserve defensive end...collected 49 tackles and 1.5 sacks...Tied for second on the team with 18 quarterback pressures...inactive for the first two games of the season because of a knee injury...**vs. Philadelphia (10/24):** Tallied five tackles and two quarterback pressures...applied pressure on Kevin Kolb and forced a throw that was intercepted by Michael Griffin in the second quarter...**vs. Washington (11/21):** Recorded five tackles, including two tackles for loss and two quarterback pressures...dropped Keiland Williams for a three-yard loss on a rush up the middle...**at Houston (11/28):** Posted four tackles, including a sack, two quarterback pressures and a forced fumble. Collected his first sack of the season by strip-sacking Matt Schaub for a 14-yard loss on the last play of the first half.

**2009 SEASON:** Saw action in all 16 games with 11 starts...posted 82 tackles and two forced fumbles...tied for third on the team with four sacks and finished second on the squad with 23 quarterback pressures...made his first career NFL start against Indianapolis (10/11/09)...led or tied for the team lead in sacks three times in 2009 and led or tied for the team lead in quarterback pressures six times...**at Pittsburgh (9/10):** Posted six tackles, including a half sack and a quarterback pressure...teamed with Jacob Ford to sack Ben Roethlisberger for an eight-yard loss late in the second quarter...**at Jacksonville (10/4):** Posted seven tackles, a sack and a quarterback pressure...came off the edge and sacked David Garrard for an 11-yard loss...**at San Francisco (11/8):** Recorded eight tackles, 1.5 sacks, three quarterback pressures and a forced fumble...teamed with Jovan Haye to drop Alex Smith for a seven-yard sack...sacked Smith for a 21-yard loss while forcing a fumble that was recovered by the 49ers...**vs. Buffalo (11/15):** Collected six tackles, a sack, a quarterback pressure and a forced fumble in the Titans' 41-17 win...forced a Marshawn Lynch fumble that was recovered by the Bills...ended a Bills' drive by sacking Trent Edwards for a two-yard loss on a third-and-nine...**vs. St. Louis (12/13):** collected a career-best nine tackles, including two stops for losses, and a quarterback pressure.


**COLLEGE:** Started 11 games at Winston-Salem State at defensive end his senior year...ranked second on the team with 78 tackles...named a co-captain for the defense and recorded a team-best 19 tackles for loss, setting his opponents back 104 yards...tallied a team-high 8.5 sacks and forced a team-best seven fumbles, while hurrying opposing quarterbacks 12 times and breaking up three passes...became the school's second All-American since the Rams moved to the Football Championship Subdivision from the Division II level in 2006...also set a school record while leading the FCS ranks with two touchdowns on four fumble recoveries...as a junior, became one of the team's top defensive players, seeing action in all 11 games with nine starts at defensive end...finished the season ranked fourth on the team with 57 tackles (25 solo)...led the team with 6.5 sacks and notched 13 tackles for a loss, an interception, four passes defensed, two quarterback hurries and two fumble recoveries...majored in sports management.

**PERSONAL:** Attended High Point Andrews High School where he was a member of the Raiders' Mid State 2A Conference Championship team in 2003...played defensive end, linebacker and tight end during his high school career...returned home to High Point, N.C. the past couple offseasons and visited with the local elementary and high schools to speak with students about the importance of education and goal-setting...enjoys both fresh water and salt water fishing and is active in Christian Methodist Episcopal Church...born William Quintin Hayes, the son of Robert and Vivian Hayes, on May 2, 1985 in High Point, N.C... participated in numerous community events, including Taste of the NFL, Hayes for the Holidays, Big Plays Little Wishes to benefit Big Brothers Big Sisters, Urban League Turkey Distribution and the All-Community Team Ticket program - Brah Brah Bojangles.









# 6 | JOHNNY HEKKER

Position:	Punter
Ht./Wt.:	6-5/236
Birth Date:	2/8/90
College:	Oregon State
Hometown:	Bothell, Wash.
Experience:	5th year (5th Rams)
Acquired:	FA-2012

Career GP/GS (Playoffs): 75/0 (0/0)



**TRANSACTIONS:** Re-signed with the Rams (12/5/14)...signed with the Rams as an undrafted rookie free agent (4/30/12).

**PRO:** Fifth-year pro earned All-Pro honors following 2013 and 2014 seasons...earned second Pro Bowl honor in 2015...in 2014, finished second in the league with 33 punts downed inside the 20...converted a two-point conversion and completed two passes on fake punts...making him 5-of-6 in his three NFL seasons...earned his first Pro Bowl appearance for his 2013 performance...became the first Rams punter since 1985 (Dale Hatcher) to be named to the Pro Bowl, also earned First-Team All-Pro honors...recorded the highest single-season net average (44.2) in NFL history.



**2016 SEASON: Week 1 at San Francisco (9/13):** Tallied 431 yards on 10 punts, while averaging 43.1 yards a punt. Netted a punt total of 42.0 per kick, downing four of them inside the 20-yard line. **Week 2 vs. Seattle (9/18):** Totaled 237 yards on six punts, all downed inside the opponent's 20-yard line, for a 39.5-yard average and net average. **Week 3 at Tampa Bay (9/25):** Punted five times for 256 yards, averaging 51.2 yards per punt...his longest was a 64-yard boot...**Week 4 at Arizona (10/2):** Recorded six punts without any touchbacks, continuing his streak of zero touchbacks this season...Hekker leads the NFL in most punts inside the 20-yard line, with 15...**Week 5 vs. Buffalo (10/9):** Punted two times for 109 yards, averaging 54.5 yards a punt, and had a net average of 55.5 yards...still has not allowed a touchback this season...**Week 6 at Detroit (10/16):** Kicked two punts, totaling 94 yards, averaging 47.0 yards a kick...**Week 7 vs. New York Giants (10/23):** Booted seven punts (six inside the 20-yard line) for 320 yards, averaging 45.7 per kick...has 40 consecutive punts without a touchback, the longest current streak in the NFL...**Week 9 vs. Carolina (11/6):** Recorded a career-long punt of 75 yards which is the third longest punt in the NFL this season... punted five times for 243 yards for an average of 48.6-yards per kick...tallied his first touchback of the season and placed two punts inside the 20-yard line...**Week 10 at New York Jets (11/13):** Punted seven times for 362 yards, averaged 51.7 yards a kick...recorded the fourth longest punt in franchise history with a career-long 78-yard punt...the third longest punt in franchise history is 80 yards, which is shared by P Donnie Jones and Parker Hall...**Week 11 vs. Miami (11/20):** Booted eight punts (five inside the 20-yard line) for 364 yards...averaged 45.5 yards a kick...only allowed one return for one yard...placed five punts inside the 20-yard line...**Week**

### Hekker earned NFC Special Teams Player of the Month - October 2015

- Averaged 48.3 yards per punt with a net avg. of 44.3 yards
- Eight of his 16 punts during the month traveled at least 50 yards
- Placed six punts inside the 20-yard line, including four punts that were downed at the 10-yard line or closer
- Joins Sean Landeta as the only Rams punters to win Special Teams Player of the Month.

**12 at New Orleans (11/27):** Punted six times for 294 yards...his longest punt came on a 68-yard kick...placed two punts inside the 20-yard line.

**2015 SEASON:** Punted 96 times for 4,601 yards a 47.9-yard average...tallied six touchbacks and placed a career-high 41 punts inside the 20-yard line...led the NFL rankings in net punting average (43.7) and punts downed inside the opponents' 20-yard line...**vs. Tampa Bay (12/17):** Punted five times for 220 yards, a 44-yard average and 44-yard net average...placed three punts inside the 20-yard line...**vs. Detroit (12/13):** Punted six times for 284 yards for a 47.3-yard average and 45.5-yard net average...placed four punts inside the 20-yard line and had a long of 61 yards...**vs. Arizona (12/6):** Punted eight times for 436 yards, a 54.5-yard average and 48.3-yard net average...placed five punts inside the 20-yard line and had a long of 68 yards...also handled kickoff duties in addition to punting and tallied two kickoffs...**vs. Chicago (11/15):** Punted six times for 296 yards, a 49.3-yard average, 47.8-yard net and placed three punts inside the 20-yard line...tallied a long punt of 60 yards...**vs. San Francisco (11/1):** Tallied a long punt of 60 yards, his longest of the season...finished with eight punts for 436 yards, a 54.5-yard average and 49.8-yard net, and placed three punts inside the 20-yard line...**vs. Cleveland (10/25):** Punted five times for 244 yards for a 48.0-yard average and 48.0-yard net...place three punts inside the 20-yard line and had a long of 56 yards...**at Green Bay (10/11):** Completed a 20-yard pass to S Cody Davis on a fake punt conversion...marked his second-longest pass completion of his career...punted four times for 181 yards...placed one punt inside the 20-yard line and had a long of 51 yards...**4 at Arizona (10/4):** Punted seven times for 348 yards, a 49.7-yard average and 45.1-yard net...had a long punt of 57 yards...**at Washington (9/20):** Punted eight times for 381 yards, a 47.6-yard average and 46.1-yard net...tallied a long of 53 yards and placed four punts inside the 20-yard line.

**2014 SEASON:** Finished the season with a 46.5-yard gross average for eighth in the league and registered the fourth best single-season total in Rams history...**vs. Seattle (10/19):** Connected with RB Benny Cunningham on an 18-yard pass in punt formation to convert a fourth-and-3 on the St. Louis 18-yard line with 2:55 left to play...marked his fifth career pass, first of the season...punted three times for 153 yards, a 44.7-yard average...**at Kansas City (10/26):** Punted six times for 324 yards, a 54.0-

yard average...tallied a long of 60 yards... **at Arizona (11/9):** Punted seven times for 305 yards, a 43.6-yard average..**at San Diego (11/23):** Connected with WR Stedman Bailey on an 19-yard pass in punt formation to convert a fourth-and-4...marked his sixth career pass, second of the season...punted four times for 178 yards, a 44.5-yard average...tallied a long of 57 yards..**vs. Oakland (11/30/14):** Punted six times for 275 yards, a 45.8-yard average...tallied a long of 60 yards..**at Washington (12/7/14):** Connected with TE Cory Harkey for a two-point conversion...punted four times for 174 yards, a 43.5-yard average...tallied a long of 61 yards...

**2013 SEASON:** Earned Pro Bowl and First-Team All-Pro honors after recording the highest single-season net average (44.2) in NFL history...finished with a 46.3-yard gross average for 10th in the league and was the fourth best single-season total in Rams history...opponents averaged just 2.6 yards per return, the best total in the NFL in 2013...also added two special teams tackles..**vs. Arizona (9/8):** Punted three times for 147 yards...placed one inside the 20-yard line and had one touchback...only one punt was returned and it went for a 1-yard gain..**vs. San Francisco (9/26):** Notched a career-high 11 punts for 490 yards...averaged 44.5 yards per punt and registered a long of 60 yards...placed six punts inside the 20-yard line and one touchback..**vs. Jacksonville (10/6):** Punted seven times for 286 yards, a 40.9-yard average and 40.1-yard net...placed two punts inside the 20-yard line and tallied a long of 56 yards..**at Houston (10/13):** Punted three times for 135 yards...placed one punt inside the 20-yard line..**at Carolina (10/20):** Punted four times for 159 yards..**vs. Tennessee (11/3):** Punted five times for 242 yards for a 48.4-yard average and 46.8-yard net average...he placed one punt inside the 20-yard line and had a long of 57 yards..**at Indianapolis (11/10):** Punted five times for 242 yards, including a long of 61 yards...averaged 48.4 yards per punt, a 43.4 net average..**vs. Chicago (11/24):** Punted two times for 97 yards...his 43.7 net average leads the NFL..**at San Francisco (12/1):** Punted five times for 244 yards, including a long of 54 yards...registered an average of 48.8 yards, a 47.8 yard net...continues to lead the NFL in net average (44.0)...**at Arizona (12/8):** Punted five times for 257 yards, a 51.4 yard average and 42.8-yard net average...tallied two touchbacks and a long of 64 yards..**vs. New Orleans (12/15):** Punted four times for 167 yards, a 41.8-yard average and 41.8-yard net average...registered a long of 52 yards and placed two punts inside the 20-yard line...continues to lead the NFL in net punting average (43.8)...added one special teams tackle..**vs. Tampa Bay (12/22):** Punted two times for 88 yards for a 44-yard average and 44-yard net average..**at Seattle (12/29):** Punted seven times for 337 yards, a 48.1 average and 48.4 yard net average.

**2012 SEASON:** Finished his first NFL campaign with a 45.8-yard gross average and a net average of 39.9 yards per attempt...both of those numbers are the fourth best for a season in Rams history..**at Detroit (9/9):** Punted five times for 241 yards, a 48.2-yard average and 37.6-yard net...placed one punt inside the 20-yard line and recorded a long of 57 yards..**vs. Washington (9/16):** Punted three times for 163 yards, a 54.3-yard average and 48.7-yard net, placed one inside the 20-yard line and had a long of 66 yards..**at Chicago (9/23):** Punted six times for 279 yards, a 46.5-yard average and a long of 56 yards...ranked third in the NFC in punting average with a 48.8 average in three games..**vs. Seattle (9/30):** Threw a two-yard touchdown pass to WR Danny Amendola on a fake field goal play...no Rams punter has thrown a touchdown pass since the merger...punted four times for 156 yards, a 39-yard average and 38.8-yard net...placed one inside the 20..**vs. Arizona (10/4):** Punted a season-high seven times for 398 yards, including a season-long of 68 yards...averaged 56.9 yards per punt, setting a franchise single-game record...placed three punts inside the 20-yard line...also made one special teams tackle..**at Miami (10/14):** Punted three times for 135 yards with a long of 56 yards...averaged 45 yards per punt with a 38.3 net...placed two inside the 20-yard line..**vs. Green Bay (10/21):** Punted two times for 99 yards, a 49.5-yard average and 42-yard net...tallied a long of 55 yards..**vs. New England (10/28):** Punted four times for 195 yards, a 48.8-yard average and 44.8-yard net...placed one kick inside the 20 and tallied a long of 50 yards..**at San Francisco (11/11):** Threw a 21-yard completion to S Rodney McLeod on fourth-and-four from the St. Louis 10-yard line with :49 left in the half on a fake punt...marked his second pass completion this season and McCleod's first career reception...on a second fake punt, completed a 19-yard pass to TE Lance Kendricks...the play pushed his passing totals to two-for-two for 40 yards on the day, and also marks his third completion this season...punted four times for 147 yards for a 36.8-yard average, 31-yard net and placed one inside the 20-yard line..**vs. New York Jets (11/18):** Punted five times for 251 yards, a 50.2-yard average, 44.4-yard net...placed one inside the 20-yard line and had a long of 57 yards..**at Arizona (11/25):** Punted six times for 260 yards, a 43.3-yard average and 33.5-yard net...tallied a long of 48 yards and placed one inside the 20-yard line..**vs. San Francisco (12/2):** Punted a season-high nine times for 388 yards for a 43.1-yard average and 42.4-yard net...tallied a long of 63 yards and placed three punts inside the 20-yard line..**at Buffalo (12/9):** Punted eight times for 302 yards, a 37.8-yard average and 32.3-yard net...placed two punts inside the 20-yard line and tallied a long of 50 yards..**vs. Minnesota (12/16):** Punted four times for 164 yards...placed one punt inside the 20-yard line and had a long of 55 yards..**at Tampa Bay (12/23):** Punted seven times for 335 yards, a 47.9-yard average and 46.9-yard net. Hekker placed two punts inside the 20-yard line and tallied a long of 57 yards..**at Seattle (12/30):** Punted five times for 243 yards and finished with a net average of 40.2 yards and a gross average of 48.6 yards.

**COLLEGE:** Four-year starter, finished his career as one of Oregon State's most prolific punters in history...the third-best career punt yardage average at OSU at 41.3 yards per punt...set the single-game school record with a 52.5-yard average (6-315) at Utah in 2011...earned College Football Performance Award Punter of the Week...semi-finalist for the Ray Guy Award in 2009...52 career punts of 50+ yards, including 17 as a senior in 2011 when he had six different games with at least one punt of 60+ yards...earned Pac-12 Conference honorable mention...87 career punts downed inside the 20-yard line...named the Sun Bowl Special Teams MVP in 2008 after averaging 45 yards on 10 punts...also the holder on placekicks for three years...two-time Pac-10 All-Academic selection.

**PERSONAL:** Has a degree in general science...serves as the Rams' Ambassador for "Fuel Up To Play 60," the joint NFL-National Dairy Council Health and Wellness program for students...served as the state ambassador for Special Olympics in Illinois and Missouri...also on the board for Team Activities for Special Kids (TASK), a year-round instructional sports program that provides athletic and social opportunities to kids with special needs.



# JOHNNY HEKKER GAME-BY-GAME STATISTICS

## 2012 ST. LOUIS RAMS

Game	W/L	No	Yds	Avg	Opp Ret	Opp Yds	Net Yds	Net Avg	TB	I20	Lg	Blk
@DET 9/9	L	5	241	48.2	5	53	188	37.6	0	1	57	0
WAS 9/16	W	3	163	54.3	1	-3	146	48.7	1	1	66	0
@CHI 9/23	L	6	279	46.5	3	39	220	36.7	1	1	56	0
SEA 9/30	W	4	156	39.0	2	1	155	38.8	0	1	48	0
ARI 10/4	W	7	398	56.9	5	76	322	46.0	0	3	68	0
@MIA 10/14	L	3	135	45.0	0	0	115	38.3	1	2	56	0
GB 10/21	L	2	99	49.5	1	15	84	42.0	0	1	55	0
NE 10/28	L	4	195	48.8	3	16	179	44.8	0	1	50	0
@SF 11/11	T	4	147	36.8	2	23	124	31.0	0	1	45	0
NYJ 11/18	I	5	251	50.2	3	29	222	44.4	0	1	57	0
@ARI 11/25	W	6	260	43.3	4	59	201	33.5	0	1	48	0
SF 12/2	W	9	388	43.1	2	6	382	42.4	0	3	63	0
@BUF 12/9	W	8	302	37.8	4	44	258	32.3	0	2	50	0
MIN 12/16	L	4	164	41.0	1	15	149	37.3	0	1	55	0
@TB 12/23	W	7	335	47.9	3	7	328	46.9	0	2	57	0
@SEA 12/30	L	5	243	48.6	2	22	201	40.2	1	0	57	0
<b>TOTAL</b>	<b>7-8-1</b>	<b>82</b>	<b>3756</b>	<b>45.8</b>	<b>41</b>	<b>402</b>	<b>3274</b>	<b>39.9</b>	<b>4</b>	<b>22</b>	<b>68</b>	<b>0</b>



# 84 | TEMARRICK HEMINGWAY

Position:	Tight End
Ht./Wt.:	6-5/210
Birth Date:	7/30/93
College:	South Carolina State
Hometown:	Loris, S.C.
Experience:	Rookie
Acquired:	D6A-2016 (177th)

Career GP/GS (Playoffs): 5/0 (0/0)



**TRANSACTIONS:** Selected in the sixth round of the 2016 draft (177th overall) on 4/30/16.

**2016 SEASON:** **Week 1 at San Francisco (9/13):** Inactive...**Week 2 vs. Seattle (9/18):** Did not play...**Week 3 at Tampa Bay (9/25):** Declared inactive...**Week 4 at Arizona (10/2):** Played in first career NFL game on special teams...**Week 5 vs. Buffalo (10/9):** Saw action on special teams...**Week 6 at Detroit (10/16):** Declared inactive...**Week 7 vs. New York Giants (10/23):** Took most of the special teams snaps...**Week 9 vs. Carolina (11/6):** Declared inactive...**Week 10 at New York Jets (11/13):** Declared inactive...**Week 11 vs. Miami (11/20):** Declared inactive...**Week 12 at New Orleans (11/27):** Declared inactive.

**COLLEGE:** Played in 42 games, started 37...caught 91 career passes for 1,062 yards and seven touchdowns...in 2015, started in all 11 games for the Bulldogs...finished second on the team in receptions with 38 for 418 yards and one touchdown...earned SBN All-American Honors and was named to the All-MEAC First Team...named the team's Outstanding Tight End...noted as an effective blocker during his college career...played as a graduate student after earning his undergraduate degree in business management and being selected to participate in the Charleston County Aviation Authority's inaugural internship program...in 2014, earned All-MEAC first team honors...finished third on the team in receptions for a second straight season with 18 catches for 257 yards and one score...in 2013, was the team's third-leading receiver from his tight end position...hauled in 26 catches for 223 yards and four touchdowns...had his best performance in the FCS playoff game against Furman with four catches for 57 yards and a score...in 2012, played in seven of the team's 11 contests and got the starting nod in two contests...ended the campaign with 11 catches for 164 yards and a touchdown...excelled in the academic arena and was named a Presidential Scholar...redshirted in 2011.

**PERSONAL:** Attended North Myrtle Beach High School where he was a multiple letter winner in football and was named to All-Region first-team on defense...a business management major...son of Kelly and Anthony Hemingway.



# 89 | TYLER HIGBEE

Position: Tight End  
 Ht./Wt.: 6-6/250  
 Birth Date: 1/1/93  
 College: Western Kentucky  
 Hometown: Clearwater, Fla.  
 Experience: Rookie  
 Acquired: D4A-2016 (110th)

Career GP/GS (Playoffs): 11/5 (0/0)



**TRANSACTIONS:** Selected in the fourth round of the 2016 draft (110th overall) on 4/30/16.

**2016 SEASON:** **Week 1 at San Francisco (9/13):** In his first career NFL game, recorded one reception...**Week 2 vs. Seattle (9/18):** Contributed on offense at tight end...**Week 3 at Tampa Bay (9/25):** Made first career NFL start at tight end...saw significant action on special teams...**Week 4 at Arizona (10/2):** Saw action at tight end and recorded one reception...**Week 5 vs. Buffalo (10/9):** Took nearly half the offensive snaps at the tight end position...**Week 6 at Detroit (10/16):** Saw action at tight end and on special teams...**Week 7 vs. New York Giants (10/23):** Recorded one catch for a four-yard gain...**Week 9 vs. Carolina (11/6):** Made second career start at tight end...recorded a career-long 31-yard reception...**Week 10 at New York Jets (11/13):** Started back-to-back games at tight end...saw action on special teams...**Week 11 vs. Miami (11/20):** Caught two passes for four yards...**Week 12 at New Orleans (11/27):** Started at tight end and saw action on special teams.

**COLLEGE:** Played in 38 games with 15 starts...earned a midseason addition to the Biletnikoff Watch List in 2015...racked up a pair of 100-yard receiving games and four touchdowns through the first four games of the year and caught at least one touchdown in six of his nine games, including two, two-touchdowns game...named the John Mackey Award Tight End of the Week following the season opener at Vanderbilt when he caught four passes for 102 yards...as a junior in 2014, he tallied 230 yards on 15 receptions, including four touchdowns...notched a breakout performance at No. 19 Marshall when came up with three-touchdowns on six passes for 99 yards, to earn CFPA honorable mention National Tight End of the Week honors...he was also one of only three tight ends last season to catch at least three touchdowns in a game, joined by FIU's Jonnu Smith and Minnesota's Maxx Williams...became one of just four players in WKU history to catch at least three touchdowns in a single game and the first since 1978...in 2013, saw time in seven games and three starts after converting over from wide receiver...finished the year with 13 catches for 169 yards and a touchdown...redshirted in 2012...as a true freshman in 2011, he played in 11 games...finished the regular season with a pair of catches for 92 yards...tallied his first career catch on a 63-yard touchdown grab.

**PERSONAL:** Named team MVP and team captain for his senior season at East Lake High School. He reeled in 42 receptions as a tight end, leading the county in receptions, to total over 540 receiving yards and eight touchdowns in his final season. He finished his career with over 1,100 yards receiving and 18 touchdowns. Higbee earned first-team All-County honors as well as being a Pinellas County All-Star his senior year. He was rated as a two-star recruit by Rivals.com after lettering all four years in football. He also earned a pair of letters on the baseball diamond at the varsity level.

## TYLER HIGBEE NFL STATISTICS

REGULAR SEASON							
Year	Team	G/S	Receiving		Avg	Lg	TD
			No	Yds			
2016	RAMS	11/5	5	41	8.2	31	0
<b>TOTAL</b>		<b>11/5</b>	<b>5</b>	<b>41</b>	<b>8.2</b>	<b>31</b>	<b>0</b>

# TYLER HIGBEE GAME-BY-GAME STATISTICS

2016 LOS ANGELES RAMS												
Game	W/L	Receiving				Rushing						
		P/S	No	Yds	Avg	Lg	TD	Att	Yds	Avg	Lg	TD
@SF 9/12	L	1/0	1	2	2.0	2	0	0	0	0.0	0	0
SEA 9/18	W	1/0	0	0	0.0	0	0	0	0	0.0	0	0
@TB 9/25	W	1/1	0	0	0.0	0	0	0	0	0.0	0	0
@ARI 10/2	W	1/0	0	0	0.0	0	0	0	0	0.0	0	0
BUF 10/9	L	1/0	0	0	0.0	0	0	0	0	0.0	0	0
@DET 10/16	L	1/0	1	4	4.0	4	0	0	0	0.0	0	0
NYG 10/23	L	1/0	0	0	0.0	0	0	0	0	0.0	0	0
CAR 11/6	L	1/1	1	31	31.0	31	0	0	0	0.0	0	0
@NYJ 11/13	W	1/1	0	0	0.0	0	0	0	0	0.0	0	0
MIA 11/20	L	1/1	2	4	2.0	3	0	0	0	0.0	0	0
@NO 11/27	L	1/0	0	0	0.0	0	0	0	0	0.0	0	0
@NE 12/4		0/0	0	0	0.0	0	0	0	0	0.0	0	0
ATL 12/11		0/0	0	0	0.0	0	0	0	0	0.0	0	0
@SEA 12/15		0/0	0	0	0.0	0	0	0	0	0.0	0	0
SF 12/24		0/0	0	0	0.0	0	0	0	0	0.0	0	0
ARI 1/1/17		0/0	0	0	0.0	0	0	0	0	0.0	0	0
TOTALS	4-7	11/4	5	41	8.2	31	0	0	0	0.0	0	0



# 22 | TRUMAINE JOHNSON

Position:	Cornerback
Ht./Wt.:	6-2/208
Birth Date:	1/1/90
College:	Montana
Hometown:	Stockton, Calif.
Experience:	5th year (5th Rams)
Acquired:	D3-2012

Career GP/GS (Playoffs): 64/42 (0/0)



**TRANSACTIONS:** Selected in the third round of the 2012 draft (65th overall) on (4/27/12).

**PRO:** Fifth-year pro has played in 64 games with 42 starts...tallied 250 career tackles (220 solo), 16 interceptions, two touchdowns and 40 passes defended...his 16 career interceptions place him tied at No. 23 on the Rams All-Time Interceptions list.

**2016 SEASON: Week 1 at San Francisco (9/13):** Recorded three total tackles (two solo), and recovered a fumble...**Week 2 vs. Seattle (9/18):** Tallied six tackles (five solo) and had one fumble recovery. **Week 3 at Tampa Bay (9/25):** Racked up eight tackles (seven solo), while defending two passes...**Week 4 at Arizona (10/2):** Recorded five solo tackles...defended a career-high six passes...recorded his first interception of the season, and the second against the Cardinals (9/8/13)...**Week 5 vs. Buffalo (10/9):** Recorded two solo tackles and one pass defended...**Week 6 at Detroit (10/16):** Declared inactive...**Week 7 vs. New York Giants (10/23):** Declared inactive...**Week 9 vs. Carolina (11/6):** Recorded three solo tackles...**Week 10 at New York Jets (11/13):** Recorded three solo tackles...contributed to a defense that only allowed 163 yards through the air...**Week 11 vs. Miami (11/20):** Racked up four solo tackles and one pass defended...**Week 12 at New Orleans (11/27):** Recorded two solo tackles and one pass defended.

**2015 SEASON:** Played in 14 games and started 13...tallied 69 tackles (62 solo)...notched a team-leading and personal best seven interceptions, finished tied for third-most in the NFL...**at San Francisco (1/3/16):** Led the team in tackles with 10 (nine solo), a new single-game high...also had one pass defended...**at Seattle (12/27):** Nabbed an interception off QB Russell Wilson...marked his fourth consecutive game with an interception...also had five solo tackles and two passes defended...**vs. Tampa Bay (12/17):** Intercepted QB Jameis Winston and returned it nine yards...pushed his season total to six interceptions, tied for fourth-most in the NFL...also notched nine tackles (eight solo)...**vs. Detroit (12/13):** Intercepted QB Matt Stafford and returned it 58 yards for a touchdown...also made five tackles (four solo) and two passes defended...**at Baltimore (11/22):** Picked off Ravens QB Joe Flacco and returned it 25 yards...established a new season-high for interceptions with four...also had one solo tackle...**at Minnesota (11/8):** Registered his third interception of the season...also tallied three solo tackles and one pass defended...**vs. Cleveland (10/25):** Tallied eight tackles (seven solo)...**at Green Bay (10/11):** Picked off Packers QB Aaron Rodgers and returned it 29 yards...registered four solo tackles...**at Arizona (10/4):** Notched nine tackles, also had two passes defended and one fumble recovery...**vs. Seattle (9/13):** Nabbed his first interception of the season off QB Russell Wilson and returned it 15 yards...made four tackles (three solo).

**2014 SEASON:** Finished season with a team-high three interceptions tallied 45 tackles after missing the first eight weeks of the season due to knee injury... **vs. Denver (11/16):** Started at left corner...tallied two solo tackles...recorded his first interception of the season when he picked off QB Peyton Manning...**vs. Oakland (11/30):** Started at left corner...snagged two interceptions from QB Derek Carr...one of which was returned for a 43-yard touchdown, marked his first career pick-six...garnered five solo tackles...**at San Diego (11/23):** Started at left corner...notched six tackles (five solo)...**at Washington (12/7):** Started at left corner...garnered nine solo tackles...had one pass defended.

**2013 SEASON:** Played in 16 games, earning 12 starts...totaled three interceptions, seven passes defended and 66 tackles (58 solo)...**vs. Arizona (9/8):** Saw action on defense and special teams...nabbed his first interception of the season and returned it 29 yards to the Arizona 4-yard line...the play helped set-up a 25-yard field goal...marks his longest interception return...he now has three career interceptions...added four solo tackles and one pass defended...**vs. Jacksonville (10/6):** Started at corner...recorded five tackles (three solo)...added a pass defended...**at Houston (10/13):** Started at corner...notched eight tackles (six solo) and one pass defended...**at Carolina (10/20):** Started at corner...tallied a career-high nine tackles (eight solo)...**at Indianapolis (11/10):** Started at corner...hauled in his second interception of the season, fourth career...also had five tackles (four solo) and one pass defended...**at Arizona (12/8):** Started at corner...tied a season high with nine solo tackles, including one for loss...also had one pass defended...**vs. New Orleans (12/15):** Started at corner...intercepted Saints QB Drew Brees in the end zone and returned it seven yards...marks his third interception this season, a new season high...also registered five solo tackles...**at Seattle (12/29):** Started at corner...notched seven tackles (six solo).

**2012 SEASON:** Finished season with two interceptions, eight passes defended and 35 total tackles while serving as the team's third corner for most of the season...**at Detroit (9/9):** Saw action on defense...**vs. Washington (9/16):** Saw action on defense...**at Chicago (9/23):** Saw action on defense...**vs. Seattle (9/30):** Intercepted a pass from Seattle QB Russell Wilson and returned it three yards...marked the first interception of his career...added a pass defended...**vs. Arizona (10/4):** Saw action on defense...tallied a season-high four solo tackles...added one special teams tackle...**at Miami (10/14):** Saw action on defense and special teams...made one special teams tackle...**vs. Green Bay (10/21):** Saw action on defense and special teams...registered one pass



defensed...**vs. New England (10/28)**: Saw action on defense and special teams...tallied one pass defensed...**at San Francisco (11/11)**: Made his first NFL start at right cornerback...logged a season-best five tackles (four solo)...**vs. New York Jets (11/18)**: Saw action on defense and special teams...recorded three solo tackles...**at Arizona (11/25)**: Saw action on defense and special teams...made three solo tackles...**vs. San Francisco (12/2)**: Saw action on defense and special teams...registered one solo tackle...**at Buffalo (12/9)**: Saw action on defense and special teams...made four solo tackles, including one for loss...also made one special teams tackle...**vs. Minnesota (12/16)**: Saw action on defense...registered one pass defense and three tackles (two solo)...**at Tampa Bay (12/23)**: Started at corner...registered his second career interception...made four tackles (three solo)...added three passes defensed...**at Seattle (12/30)**: Started at corner...recorded a career-high eight tackles (six solo) and one pass defensed.

**COLLEGE**: Started 42-of-47 games at Montana...recorded 173 tackles (105 solos) with 1.5 sacks, 13.0 stops for losses of 30 yards, a quarterback pressure and a safety as a result of his 2011 sack...deflected 35 passes and had fifteen interceptions for 188 yards in returns (12.53 avg) and a pair of touchdowns...gained 178 yards on eight kickoff returns (22.2 avg)...for his entire career, opponents have targeted 305 passes into the cornerback's area, as only 102 of those tosses were completed (33.44%), generating 658 yards, an average of 6.45 yards per pass completion and 2.16 yards per attempt...tied for fourth among active NCAA Football Championship Subdivision players with 15 interceptions (joined Jeremy Caldwell of Eastern Kentucky and Al-Rilwan Adeyemi of San Diego University), which also tied for fourth on the school career-record chart, matching the figure first attained by Tim Hauck (1987-89)...since the turn of the century year 2000, his 15 pass thefts are the second-highest total by a Big Sky Conference performer in a career, topped by K.J. Gerard of Northern Arizona (19; 2004-08)...his 35 pass deflections established a new school career record, surpassing the previous mark of 26 by Jimmy Wilson (2004-06, 2010)...notched 40 passes defensed (break-ups and interceptions), the most in the FCS ranks, also setting a Grizzly all-time mark...sociology major.

**PERSONAL**: Attended Thomas Edison (Stockton, Calif.) High School...three-time gridiron letterman performed as a defensive back (mostly at strong safety), wide receiver and quarterback...handled kickoff return chores...son of Lynn Stallworth and Curtis Johnson...nicknamed "Tru"...resides in Stockton, Calif...participated in numerous community events, including Salvation Army Bell Ringing and the United Way Kickoff for Charity Luncheon.

## TRUMAINE JOHNSON NFL STATISTICS

REGULAR SEASON																
Year	Team	G/S	Tackles			Sk	Yds	Interception			TD	PD	Fumbles		Yds	
			Total	Solo	Asst			Int	Yds	Lg			FF	FR		
2012	RAMS	16/3	35	30	5	0	0	2	4	4	0	8	0	0	0	
2013	RAMS	16/12	66	58	8	0	0	3	36	29	0	7	0	0	0	
2014	RAMS	9/5	43	36	7	0	0	3	43	0	1	3	0	0	0	
2015	RAMS	14/13	69	62	7	0	0	7	136	58t	1	11	0	1	0	
2016	RAMS	9/9	37	34	3	0	0	1	0	0	0	11	0	2	0	
TOTAL		64/42	250	220	30	0	0	16	210	58t	2	40	0	3	0	

**ADDITIONAL CAREER STATISTICS:** Special Teams Tackles: 2012 (3).

**SINGLE GAME HIGHS**  
 Total Tackles – 10, last at San Francisco (1/3/16)  
 Solo Tackles – 9, at Arizona (12/8/13)  
 Interceptions – 2, vs. Oakland (11/30/14)  
 Passes Defensed – 6, at Arizona (10/2/16)

## TRUMAINE JOHNSON GAME-BY-GAME STATISTICS

2016 LOS ANGELES RAMS															
Game	W/L	P/S	T	S	A	Sk	Yds	Int	Yds	Lg	TD	PD	FF	FR	Yds
@SF 9/12	L	1/1	4	3	1	0	0.0	0	0	0	0	0	0	1	0
SEA 9/18	W	1/1	6	5	1	0	0.0	0	0	0	0	0	0	1	0
@TB 9/2	W	1/1	8	7	1	0	0.0	0	0	0	0	2	0	0	0
@ARI 10/2	W	1/1	5	5	0	0	0.0	1	0	0	0	6	0	0	0
BUF 10/9	L	1/1	2	2	0	0	0.0	0	0	0	0	1	0	0	0
@DET 10/16	L							Inactive							
NYG 10/23	L							Inactive							
CAR 11/6	L	1/1	3	3	0	0	0.0	0	0	0	0	0	0	0	0
@NYJ 11/13	W	1/1	3	3	0	0	0.0	0	0	0	0	0	0	0	0
MIA 11/20	L	1/1	4	4	0	0	0.0	0	0	0	0	1	0	0	0
@NO 11/27	L	1/1	2	2	0	0	0.0	0	0	0	0	1	0	0	0
@NE 12/4	0/0	0/0	0	0	0	0	0.0	0	0	0	0	0	0	0	0
ATL 12/11	0/0	0/0	0	0	0	0	0.0	0	0	0	0	0	0	0	0
@SEA 12/15	0/0	0/0	0	0	0	0	0.0	0	0	0	0	0	0	0	0
SF 12/24	0/0	0/0	0	0	0	0	0.0	0	0	0	0	0	0	0	0
ARI 1/1/17	0/0	0/0	0	0	0	0	0.0	0	0	0	0	0	0	0	0
TOTALS	4-7	9/9	37	34	3	0	0.0	1	0	0	0	11	0	2	0

2015 ST. LOUIS RAMS															
Game	W/L	P/S	T	S	A	Sk	Yds	Int	Yds	Lg	TD	PD	FF	FR	Yds
SEA 9/13	W	1/1	4	3	1	0.0	0.0	1	15	15	0	0	0	0	0
@WSH 9/20	L	1/0	1	1	0	0.0	0.0	0	0	0	0	1	0	0	0
PIT 9/27	L	1/1	4	4	0	0.0	0.0	0	0	0	0	1	0	0	0v
@ARI 10/4	W	1/1	9	8	1	0.0	0.0	0	0	0	0	2	0	1	0
@GB 10/11	L	1/1	4	4	0	0.0	0.0	1	29	0	0	0	0	0	0
CLE 10/25	W	1/1	8	7	1	0.0	0.0	0	0	0	0	0	0	0	0
SF 11/1	W	1/1	5	4	1	0.0	0.0	0	0	0	0	1	0	0	0
@MIN 11/8	L	1/1	3	3	0	0.0	0.0	1	0	0	0	1	0	0	0
CHI 11/15	L	1/1	1	1	0	0.0	0.0	0	0	0	0	1	0	0	0
@BAL 11/22	L	1/1	1	1	0	0.0	0.0	1	25	25	0	0	0	0	0
@CIN 11/29	L							Inactive							
ARI 12/6	L							Inactive							
DET 12/13	W	1/1	5	4	1	0.0	0.0	1	58	58t	1	2	0	0	0
TB 12/17	W	1/1	9	8	1	0.0	0.0	1	9	9	0	0	0	0	0
@SEA 12/27	W	1/1	5	5	0	0.0	0.0	1	0	0	0	2	0	0	0
@SF 1/3	L	1/1	10	9	1	0.0	0.0	0	0	0	0	0	0	0	0
TOTAL	7-9	14/13	69	62	7	0.0	0.0	7	136	58t	1	11	0	1	0

# TRUMAINE JOHNSON GAME-BY-GAME STATISTICS CONTINUED

## 2014 ST. LOUIS RAMS


Game	W/L	P/S	T	S	A	Sk	Yds	Int	Yds	Lg	TD	PD	FF	FR	Yds	
MIN 9/7	L							Inactive								
@TB 9/14	W							Inactive								
DAL 9/21	L							Inactive								
PHI 10/5	L							Inactive								
SF 10/13	L							Inactive								
SEA 10/19	W							Inactive								
@KC 10/26	L							Inactive								
@SF 11/2	W	1/0	3	3	0	0.0	0.0	0	0	0	0	0	0	0	0	0
@ARI 11/9	L	1/1	5	3	2	0.0	0.0	0	0	0	0	0	0	0	0	0
DEN 11/16	W	1/1	2	2	0	0.0	0.0	1	0	0	0	1	0	0	0	0
@SD 11/23	L	1/1	6	5	1	0.0	0.0	0	0	0	0	0	0	0	0	0
OAK 11/30	W	1/1	5	5	0	0.0	0.0	2	43	0	0	0	0	0	0	0
@WAS 12/7	W	1/1	8	8	3	0.0	0.0	0	0	0	0	1	0	0	0	0
ARI 12/11	L	1/1	4	1	0	0.0	0.0	0	0	0	0	1	0	0	0	0
NYG 12/21	L	1/0	5	4	0	0.0	0.0	0	0	0	0	0	0	0	0	0
@SEA 12/28	L	1/1	4	4	0	0.0	0.0	0	0	0	0	0	0	0	0	0
TOTAL		6-9	8/4	43	36	7	0.0	3	43	0	0	3	0	0	0	0

## 2013 ST. LOUIS RAMS

Game	W/L	P/S	T	S	A	Sk	Yds	Int	Yds	Lg	TD	PD	FF	FR	Yds
ARI 9/8	W	1/0	4	4	0	0.0	0	1	29	29	0	1	0	0	0
@ATL 9/15	L	1/0	0	0	0	0.0	0	0	0	0	0	0	0	0	0
@DAL 9/22	L	1/1	1	1	0	0.0	0	0	0	0	0	0	0	0	0
SF 9/26	L	1/0	0	0	0	0.0	0	0	0	0	0	0	0	0	0
JAC 10/6	W	1/1	5	3	2	0.0	0	0	0	0	0	1	0	0	0
@HOU 10/13	W	1/1	8	6	2	0.0	0	0	0	0	0	1	0	0	0
@CAR 10/20	L	1/1	9	8	1	0.0	0	0	0	0	0	0	0	0	0
SEA 10/28	L	1/1	2	2	0	0.0	0	0	0	0	0	0	0	0	0
TEN 11/3	L	1/0	2	2	0	0.0	0	0	0	0	0	0	0	0	0
@IND 11/10	W	1/1	5	4	1	0.0	0	1	0	0	0	1	0	0	0
CHI 11/24	W	1/1	4	4	0	0.0	0	0	0	0	0	0	0	0	0
@SF 12/1	L	1/1	3	3	0	0.0	0	0	0	0	0	1	0	0	0
@ARI 12/8	L	1/1	9	9	0	0.0	0	0	0	0	0	1	0	0	0
NO 12/15	W	1/1	5	5	0	0.0	0	1	7	7	0	0	0	0	0
TB 12/22	W	1/1	2	1	1	0.0	0	0	0	0	0	1	0	0	0
@SEA 12/29	L	1/1	7	6	1	0.0	0	0	0	0	0	0	0	0	0
TOTAL		7-9	16/12	66	58	8	0	3	36	29	0	7	0	0	0

## 2012 ST. LOUIS RAMS

Game	W/L	P/S	T	S	A	Sk	Yds	Int	Yds	Lg	TD	PD	FF	FR	Yds
@DET 9/9	L	1/0	0	0	0	0	0	0	0	0	0	0	0	0	0
WAS 9/16	W	1/0	0	0	0	0.0	0	0	0	0	0	0	0	0	0
@CHI 9/23	L	1/0	0	0	0	0.0	0	0	0	0	0	0	0	0	0
SEA 9/30	W	1/0	0	0	0	0.0	0	1	4	0	0	1	0	0	0
ARI 10/4	W	1/0	4	4	0	0.0	0	0	0	0	0	0	0	0	0
@MIA 10/14	L	1/0	0	0	0	0.0	0	0	0	0	0	0	0	0	0
GB 10/21	L	1/0	0	0	0	0.0	0	0	0	0	0	1	0	0	0
NE 10/28	L	1/0	0	0	0	0.0	0	0	0	0	0	1	0	0	0
@SF 11/11	T	1/1	5	4	1	0.0	0	0	0	0	0	0	0	0	0
NYJ 11/18	L	1/0	3	3	0	0.0	0	0	0	0	0	0	0	0	0
@ARI 11/25	W	1/0	3	3	0	0.0	0	0	0	0	0	0	0	0	0
SF 12/2	W	1/0	1	1	0	0.0	0	0	0	0	0	0	0	0	0
@BUF 12/9	W	1/0	4	4	0	0.0	0	0	0	0	0	0	0	0	0
MIN 12/16	L	1/0	3	2	1	0.0	0	0	0	0	0	1	0	0	0
@TB 12/23	W	1/1	4	3	1	0.0	0	1	0	0	0	3	0	0	0
@SEA 12/30	L	1/1	8	6	2	0.0	0	0	0	0	0	1	0	0	0
TOTAL		7-8-1	16/3	35	30	5	0	2	4	0	0	8	0	0	0



# 20 | LAMARCUS JOYNER

Position:	Defensive Back
Ht./Wt.:	5-8/184
Birth Date:	11/27/90
College:	Florida State
Hometown:	Fort Lauderdale, Fla.
Experience:	3rd year (3rd Rams)
Acquired:	D2-2014

Career GP/GS (Playoffs): 37/13 (0/0)



**TRANSACTIONS:** Selected by the Rams in the second round (41st overall) of the 2014 NFL Draft (5/9/14).

**PRO:** Has seen action in 37 games with 13 starts...three-year pro has 180 tackles (146 solo) with 17 passes defended and 4.0 sacks.

**2016 SEASON: Week 1 at San Francisco (9/13):** Totaled seven tackles (six solo), including one for-loss...**Week 2 vs. Seattle (9/18):** Recorded six tackles (five solo) and two passes defended. **Week 3 at Tampa Bay (9/25):** Tallied nine tackles (seven solo), and defended one pass...**Week 4 at Arizona (10/2):** Recorded six solo tackles and defended one pass...**Week 5 vs. Buffalo (10/9):** Recorded three solo tackles...**Week 6 at Detroit (10/16):** Started at cornerback...tied his career high for solo tackles with 10...tallied one pass defended...**Week 7 vs. New York Giants (10/23):** Started at cornerback...recorded three tackles (two solo)...registered two passes defended...forced a fumble...**Week 9 vs. Carolina (11/6):** Recorded two solo tackles...**Week 10 at New York Jets (11/13):** Tallied four tackles (two solo)...contributed to a defense that only allowed 163 passing yards...**Week 11 vs. Miami (11/20):** Tallied four solo tackles and one pass defended...recorded his first sack of the season on QB Ryan Tannehill for a seven yard loss...**Week 12 at New Orleans (11/27):** Recorded two tackles (one solo).

**2015 SEASON:** Played in 16 games, started five...amassed 81 tackles (70 solo), 2.0 sacks, six passes defended and one fumble recovery...**at San Francisco (1/3/16):** Started at safety...matched a season-high eight tackles (seven solo)...**vs. Arizona (12/6):** Started on defense...registered eight solo tackles and two passes defended...**at Baltimore (11/22):** Saw action on defense and special teams...made five solo tackles...**vs. Chicago (11/15):** Saw action on defense...garnered five tackles (four solo)...**vs. San Francisco (11/1):** Saw action on defense...notched five tackles (four solo)...**vs. Cleveland (10/25):** Saw action on defense...recorded seven tackles (six solo) and two passes defended...**at Green Bay (10/11):** Started at defensive back...registered a season-high eight solo tackles and recovered one fumble...**at Arizona (10/4):** Saw action on defense...sacked QB Carson Palmer...also recorded six tackles (five solo)...**vs. Pittsburgh (9/27):** Started on defense...made six solo tackles...**vs. Seattle (9/13):** Saw action on defense...sacked QB Russell Wilson for a 10-yard loss...marked his second career sack...also recorded six tackles (five solo).

**2014 SEASON:** Saw action in 10 games...tallied 48 tackles (33 solo) had three passes defended and a 1.0 sack for six yards...**vs. Minnesota (9/7):** Made his NFL debut...tallied two solo tackles...added one special teams tackle...**at Philadelphia (10/5):** Recorded eight tackles (five solo)...registered two passes defended...**vs. Seattle (10/19):** Saw action at cornerback...registered nine tackles (six solo)...added three assists...**at Kansas City (10/26):** Saw action at cornerback...recorded a single-game high 11 tackles (10 solo)...**at San Francisco (11/2):** Saw action at cornerback...garnered seven tackles (three solo)...had one quarterback pressure and one pass defended...**at Seattle (12/28):** Started at cornerback...notched four tackles (three solo)...registered a 1.0 sack for six yards, first of his first career.

**COLLEGE:** Started 40-of-55 games at Florida State – 13 at free safety, 14 at strong safety and 13 at cornerback...recorded 197 tackles (128 solos) with 6.5 sacks for minus 57 yards and 10.5 stops for losses of 71 yards...credited with three quarterback pressures and three forced fumbles...deflected 15 passes and intercepted eight others for 80 yards in returns...ranks second in school history with an average of 24.23 yards on 52 kickoff returns for 1,260 yards, topped by only Greg Reid (24.65-yard average; 63 for 1,553; 2009-11)...his average of 30.54 yards per kickoff return in 2011 broke the previous FSU season record of 30.09 yards by Michael Ray Garvin (22 for 622; 2008)...the unanimous All-American was a finalist for the Bronko Nagurski Award and Jim Thorpe Award in 2013...finished second in the voting for the Ultimate Herbie Award, given by ESPN's Kirk Herbstreit for college football's top performances...the first Seminole defensive back to be named a consensus first-team All-American since 2000 and is just the seventh defensive back in FSU history to garner consensus first team All-American honors joining players like Deion Sanders, LeRoy Butler and Terrell Buckley...the All-Atlantic Coast Conference first-team selection started 13 games at cornerback in 2013...ranked second on the team with a career-high 69 tackles, as he led the league's defensive backs with 5.5 sacks for minus 54 yards and seven stops for losses totaling 57 yards...finished fourth in the league with three forced fumbles and was credited with three quarterback pressures...had four pass deflections, along with a pair of interceptions for 20 yards in returns...added 110 yards on five kickoff returns (22.0 avg)...was the unquestioned leader on the nation's top-ranked pass defense...started all 14 games at strong safety in 2012, helping Florida State's defense lead the nation in yards allowed per play (3.86), rank second nationally in total defense (254.14 ypg)...garnered All-ACC second-team honors in 2011, after he took over free safety duties, starting all 13 games...named the most improved player on defense and a winner of the Bob Crenshaw Award at the team's annual banquet...recognized for his work in the classroom with one of eight sophomore academic awards and at the annual team banquet...a true freshman boundary cornerback in 2010, played in all 14 games and finished with 23 tackles (18 solos), two pass break-ups and one interception.

**PERSONAL:** Attended Southwest Miami (Fla.) High School, where he played three seasons on the varsity at linebacker and defensive back as well as wide receiver and kick returner...as a sophomore, he had more than 100 tackles and accounted for

more than 1,000 yards on offense...In his junior year, he recorded 112 tackles, four sacks and an interception...that season, Joyner also scored five touchdowns on special teams - four via kickoffs and one on a punt return...Offensively, he had 17 receptions for 482 yards and seven touch-downs...decided to transfer to St. Thomas Aquinas High School in Fort Lauderdale, Fla., a private school and football powerhouse coached by George Smith...for his senior season, contributed as a shut-down cornerback, recording only 14 tackles (12 solos) as opponents stayed away from his side of the field...also starred on special teams, as he averaged 39.6 yards per return and managed to return three kickoffs for scores...on offense, he recorded 1,090 all-purpose yards on just 79 touches, scoring four rushing and four receiving touchdowns...Earned the National Defensive Player of the Year award by USA Today, becoming the fourth USA Today National Defensive Player of the Year to sign with Florida State, joining Derrick Brooks, David Warren and Antonio Cromartie...regarded as a five-star recruit by Rivals.com, and ranked as the best cornerback prospect in his class...a Business major...born in Miami, Florida...participated in numerous community events, including Coach Fisher & Friends Celebrity Softball game, 6th Annual Playground Build at Marygrove, St. Louis Rams Training Academy Youth Camp, United Way Kickoff for Charity Luncheon and the All-Community Team Ticket program.

## LAMARCUS JOYNER NFL STATISTICS

### REGULAR SEASON

Year	Team	G/S	Tackles				Yds	Interceptions				Fumbles				
			Total	Solo	Asst	Sk		Int	Yds	Lg	TD	PD	FF	FR	Yds	
2014	RAMS	10/1	48	33	15	1.0	6.0	0	0	0	0	0	3	0	0	0
2015	RAMS	16/6	81	70	11	2.0	11.0	0	0	0	0	6	0	1	0	
2016	RAMS	11/6	55	47	8	1.0	7.0	0	0	0	0	8	1	0	0	
Total		37/13	184	150	34	4.0	24.0	0	0	0	0	17	1	1	0	

**ADDITIONAL CAREER STATISTICS:** Special teams tackles: RAMS 2014 (3).

### SINGLE GAME HIGHS

Total Tackles – 11, at Kansas City (10/26/14)

Solo Tackles – 10, twice, at Kansas City (10/26/14), at Detroit (10/16/16)

## LAMARCUS JOYNER GAME-BY-GAME STATISTICS

### 2016 LOS ANGELES RAMS

Game	W/L	P/S	T	S	A	Sk	Yds	Int	Yds	Lg	TD	PD	FF	FR	Yds
@SF 9/12	L	1/1	6	5	1	0	0.0	0	0	0	0	0	0	0	0
SEA 9/18	W	1/0	6	5	1	0	0.0	0	0	0	0	2	0	0	0
@TB 9/25	W	1/0	9	7	2	0	0.0	0	0	0	0	1	0	0	0
@ARI 10/2	W	1/1	6	6	0	0	0.0	0	0	0	0	1	0	0	0
BUF 10/9	L	1/0	3	3	0	0	0.0	0	0	0	0	0	0	0	0
@DET 10/16	L	1/1	10	10	0	0	0.0	0	0	0	0	1	0	0	0
NYG 10/23	L	1/1	3	2	1	0	0.0	0	0	0	0	2	1	0	0
CAR 11/6	L	1/1	2	2	0	0	0.0	0	0	0	0	0	0	0	0
@NYJ 11/13	W	1/0	4	2	2	0	0.0	0	0	0	0	0	0	0	0
MIA 11/20	L	1/1	4	4	0	1	7.0	0	0	0	0	1	0	0	0
@NO 11/27	L	1/1	2	1	1	0	0.0	0	0	0	0	0	0	0	0
@NE 12/4	0/0	0	0	0	0	0	0.0	0	0	0	0	0	0	0	0
ATL 12/11	0/0	0	0	0	0	0	0.0	0	0	0	0	0	0	0	0
@SEA 12/15	0/0	0	0	0	0	0	0.0	0	0	0	0	0	0	0	0
SF 12/24	0/0	0	0	0	0	0	0.0	0	0	0	0	0	0	0	0
ARI 1/1/17	0/0	0	0	0	0	0	0.0	0	0	0	0	0	0	0	0
TOTALS	4-7	11/6	55	47	8	1	7.0	0	0	0	0	8	1	0	0

### 2015 ST. LOUIS RAMS

Game	W/L	P/S	T	S	A	Sk	Yds	Int	Yds	Lg	TD	PD	FF	FR	Yds
SEA 9/13	W	1/0	6	5	1	1.0	10.0	0	0	0	0	0	0	0	0
@WSH 9/20	L	1/0	4	4	0	0.0	0.0	0	0	0	0	0	0	0	0
PIT 9/27	L	1/1	6	6	0	0.0	0.0	0	0	0	0	0	0	0	0
@ARI 10/4	W	1/0	6	5	1	1.0	1.0	0	0	0	0	0	0	0	0
@GB 10/11	L	1/1	8	8	0	0.0	0.0	0	0	0	0	0	0	0	1
CLE 10/25	W	1/1	7	6	1	0.0	0.0	0	0	0	0	0	2	0	0
SF 11/1	W	1/0	5	4	1	0.0	0.0	0	0	0	0	0	0	0	0
@MIN 11/8	L	1/0	3	1	2	0.0	0.0	0	0	0	0	0	0	0	0
CHI 11/15	L	1/0	5	4	1	0.0	0.0	0	0	0	0	0	0	0	0
@BAL 11/22	L	1/0	5	5	0	0.0	0.0	0	0	0	0	0	0	0	0
@CIN 11/29	L	1/0	0	0	0	0.0	0.0	0	0	0	0	0	0	0	0
ARI 12/6	L	1/1	8	8	0	0.0	0.0	0	0	0	0	0	2	0	0
DET 12/13	W	1/0	3	2	1	0.0	0.0	0	0	0	0	1	0	0	0
TB 12/17	W	1/1	4	3	1	0.0	0.0	0	0	0	0	0	0	0	0
@SEA 12/27	W	1/1	3	2	1	0.0	0.0	0	0	0	0	0	1	0	0
@SF 1/3	L	1/0	8	7	1	0.0	0.0	0	0	0	0	0	0	0	0
TOTAL	7-9	16/5	81	70	11	2.0	11.0	0	0	0	0	6	0	1	0

### 2014 ST. LOUIS RAMS

Game	W/L	P/S	T	S	A	Sk	Yds	Int	Yds	Lg	TD	PD	FF	FR	Yds
MIN 9/7	L	1/0	2	2	0	0.0	0.0	0	0	0	0	0	0	0	0
@TB 9/14	W								Inactive						
DAL 9/21	L	1/0	4	2	2	0.0	0.0	0	0	0	0	0	0	0	0
PHI 10/5	L	1/0	8	5	3	0.0	0.0	0	0	0	0	2	0	0	0
SF 10/13	L	1/0	2	1	1	0.0	0.0	0	0	0	0	0	0	0	0
SEA 10/19	W	1/0	9	6	3	0.0	0.0	0	0	0	0	0	0	0	0
@KC 10/26	L	1/0	11	10	1	0.0	0.0	0	0	0	0	0	0	0	0
@SF 11/2	W	1/0	7	3	4	0.0	0.0	0	0	0	0	1	0	0	0
@ARI 11/9	L	1/0	0	0	0	0.0	0.0	0	0	0	0	0	0	0	0
DEN 11/16	W								Inactive						
@SD 11/23	L								Inactive						
OAK 11/30	W								Inactive						
@WAS 12/7	W								Inactive						
ARI 12/11	L								Inactive						
NYG 12/21	L	1/0	1	1	0	0.0	0.0	0	0	0	0	0	0	0	0
@SEA 12/28	L	1/1	4	3	1	1.0	6.0	0	0	0	0	0	0	0	0
TOTAL	5-10	10/1	48	33	15	1.0	6.0	0	0	0	0	3	0	0	0



# 17 | CASE KEENUM

<b>Position:</b>	<b>Quarterback</b>
<b>Ht./Wt.</b>	<b>6-1/205</b>
<b>Birth Date:</b>	<b>2/17/88</b>
<b>College:</b>	<b>Houston</b>
<b>Hometown:</b>	<b>Abilene, Texas</b>
<b>Experience:</b>	<b>5th year (3rd Rams)</b>
<b>Acquired:</b>	<b>T(HOU)-'15</b>

**Career GP/GS (Playoffs): 25/24 (0/0)**



**TRANSACTIONS:** Traded to the Rams (3/11/15) for a seventh round draft pick in 2015...acquired by Houston from the Rams practice squad (12/15/14)...added to the Rams practice squad (10/29/14), after being released (10/28/14)...acquired via waivers (9/1/14) by St. Louis, released by the Houston Texans (8/31/14)...re-signed by Texans (1/14/13).. signed to the Texans practice squad (9/1/12), after being released (8/31/12)...originally signed with Houston (5/14/12).

**PRO:** Has played in 25 games, started 24...has set career highs in every statistical passing category through 10 weeks of the 2016 season...has thrown for 2,169 yards on 191 completions with nine touchdowns...threw for 828 yards on 76 completions, four touchdowns and one interception in six games during the 2015 season...completed 137 of 253 passes for a total of 1,760 yards and nine touchdown passes along with six interceptions during the 2013 season...threw 105 consecutive passes without an interception, the third-highest streak of consecutive passes without an interception in Texans franchise history...spent entire 2012 season on the Houston practice squad.

**2016 SEASON: Week 1 at San Francisco (9/12):** Started at quarterback...completed 17-of-35 passes for 130 yards...**Week 2 vs. Seattle (9/18):** Started at quarterback...completed 18-of-30 passes for 239 yards...**Week 3 at Tampa Bay (9/25):** Started at quarterback...completed 14-of-19 passes for 190 yards and two touchdowns...both touchdown passes were completions of over 40 yards...**Week 4 at Arizona (10/2):** Started at quarterback...completed 18-of-30 passes for 266 yards, including two touchdown passes to WR Brian Quick...registered a 111.2 passer rating, the third-highest rating of his career...**Week 5 vs. Buffalo (10/9):** Started at quarterback...completed 21-of-31 passes for 271 yards...had six passes of 20-plus yards...**Week 6 at Detroit (10/16):** Started at quarterback...completed 27-of-32 passes for 321 yards and three touchdowns for a quarterback rating of 126.7...also notched a career-high 27 completions...completed 20 consecutive passes to establish a new franchise record...previously, the record was held by former Rams QB Jim Everett (18), vs. New York Giants, 11/12/89...his completion percentage registered at 84.4, which tied former QB Kurt Warner (vs. Minnesota (12/10/00), 32-27) for fourth-highest completion percentage in franchise history...his 1-yard rush marked the first rushing touchdown of the season against the Lions...**Week 7 vs. New York Giants (10/23):** Started at quarterback...set career-highs with 32 completions on 53 attempts...threw for 291 yards and one touchdown...**Week 9 vs. Carolina (11/6):** Started at quarterback...completed 27-of-46 passes for 296 yards and one touchdown...**Week 10 at New York Jets (11/13):** Started at quarterback...went 17-of-30 for 165 yards...**Week 11 vs. Miami (11/20):** Did not play...**Week 12 at New Orleans (11/27):** Did not play.

**2015 SEASON:** Started at quarterback in five games...did not play the first nine weeks of the season...finished the season with 828 passing yards on 76 completions...**at San Francisco (1/3/16):** Started at quarterback...notched 22 completions for 231 yards...rushed for two yards...**at Seattle (12/27):** Started at quarterback...threw for 103 yards on 14 completions and one touchdown...rushed for four yards...**vs. Tampa Bay (12/17):** Started at quarterback...completed 14 passes for a season-high 234 yards and two touchdowns...**vs. Detroit (12/13):** Started at quarterback...completed 14 passes for 124 yards...**at Baltimore (11/22):** Started first game at quarterback...completed 12 passes for 136 yards and a touchdown.

**2014 SEASON:** Declared inactive for six contests with the Rams, and did not play in one (at Tampa Bay, 9/14)...acquired by the Houston Texans from the Rams practice squad (12/15)...**vs. Baltimore (12/21):** Started at quarterback...completed 20-of-42 passes for 185...**vs. Jacksonville (12/28):** Started at quarterback...completed 25-of-35 passes for 250 yards and two touchdowns.

**2013 SEASON:** Played in eight games with eight starts...completed 137 passes for 1,760 yards and nine touchdowns along with six interceptions...inactive first six games of the season...**at Kansas City (10/20):** Made his first career start...completed 15 passes for 271 yards and a touchdown and added 10 yards on three carries...his 271 yards were the most yards by a Texans QB in their first career start...his 10.84 yards-per-attempt average was the third highest in a single game in team history...**vs. Indianapolis (11/3):** Completed 20 passes for 350 yards and three touchdowns...**at Arizona (11/10):** Set a Texans' franchise record for passing attempts in a game without out an interception with 43...completed 22 passes for 201 yards and three touchdowns...**vs. New England (12/1):** Recorded his first career rushing touchdown on a 5-yard run.

**2012 SEASON:** Spent the entire season on the Houston practice squad.

**COLLEGE:** Finished his college career as the NCAA all-time leader in total passing yards (19,217) and passing touchdowns (155)...completed 69.4 percent of his passes in his college career at the University of Houston...was a two-time recipient of the Sammy Baugh Trophy (2009 and 2011) which is awarded annually to the nation's top passers...is one of only two players in NCAA history to record multiple 5,000-yard passing seasons...threw for a career-high 599 yards vs. Southern Miss in 2009.

**PERSONAL:** Attended Wylie High School in Abilene, Texas...passed for 6,783 yards and 48 touchdowns his senior season earning second-team All-State honors...posted a career win/loss record of 31-11 in 42 starts...also lettered in basketball and track.

# CASE KEENUM NFL STATISTICS

## REGULAR SEASON

Year	Team	Passing										
		G/S	Att.	Cmp	Pct.	Yds	Yds/Att	TD	Int	Lg	Sk-Yds	Rtg.
2013	Houston	8/8	253	137	54.2	1,760	7.0	9	6	66	19-201	78.2
2014	Houston	2/2	77	45	58.4	435	5.6	2	2	35	3-15	72.2
2015	RAMS	6/5	125	76	60.8	828	6.6	4	1	60t	4-28	87.7
2016	RAMS	9/9	313	191	61.0	2,169	6.9	9	11	65t	23-140	76.7
<b>Total</b>		<b>25/24</b>	<b>768</b>	<b>449</b>	<b>58.4</b>	<b>5,192</b>	<b>6.8</b>	<b>24</b>	<b>20</b>	<b>66</b>	<b>49-384</b>	<b>78.5</b>

Year	Team	Rushing				
		Att.	Yds.	Avg.	Lg	TD
2013	Houston	14	72	5.1	22	1
2014	Houston	10	35	3.5	13	0
2015	RAMS	12	5	0.4	4	0
2016	RAMS	20	51	2.6	13	0
<b>Total</b>		<b>56</b>	<b>163</b>	<b>2.9</b>	<b>22</b>	<b>1</b>

**ADDITIONAL CAREER STATISTICS:** Fumbles/Lost 6/2 (2013), 1/1 (2014) 2/1 (2015). 4/1 (2016) **Total:** 14/6.

### SINGLE GAME HIGHS

Attempts – 53, vs. New York Giants (10/23/16)  
 Completions – 32, vs. New York Giants (10/23/16)  
 Yards – 350, vs. Indianapolis (11/3/13)  
 Rating – 158.0, vs. Tampa Bay (12/17/15)  
 Long - 66, vs. New England (12/1/13)  
 Touchdowns – 3, three times, last at Detroit (10/16/16)

Rush – 6, vs. Jacksonville (12/28/14)  
 Yards – 26, vs. Indianapolis (11/3/13)  
 Long – 22, vs. Indianapolis (11/3/13)  
 Touchdowns – 1, twice, last at Detroit (10/16/16)

# CASE KEENUM GAME-BY-GAME STATISTICS

### 2016 LOS ANGELES RAMS

Game	W/L	P/S	Att	Cmp	Pct	Yds	Yds/Att	TD	Int	Lg	Sk-Yds	Rtg
@SF 9/12	L	1/1	35	17	48.6	130	3.7	0	2	22	2-10	34.2
SEA 9/18	W	1/1	30	18	60.0	239	7.9	0	0	44	3-20	85.3
@TB 9/25	W	1/1	26	14	53.8	190	7.3	2	1	44t	1-7	87.0
@ARI 10/2	W	1/1	30	18	60.0	266	8.9	2	0	65t	2-19	111.2
BUF 10/9	L	1/1	31	21	67.7	271	8.7	0	2	31	4-28	68.1
@DET 10/16	L	1/1	32	27	84.3	321	10.0	3	1	47	1-10	126.7
NYG 10/23	L	1/1	53	32	60.3	291	5.5	1	4	48	3-20	50.1
CAR 11/6	L	1/1	46	27	58.7	296	6.4	1	1	31	4-16	76.0
@NYJ 11/13	W	1/1	30	17	56.6	165	5.5	0	0	46	3-10	72.2
MIA 11/20	L	0/0										
@NO 11/27	L	0/0										
@NE 12/4	0/0	0	0	0.0	0	0.0	0	0	0	0	0-0	0.0
ATL 12/11	0/0	0	0	0.0	0	0.0	0	0	0	0	0-0	0.0
@SEA 12/15	0/0	0	0	0.0	0	0.0	0	0	0	0	0-0	0.0
SF 12/24	0/0	0	0	0.0	0	0.0	0	0	0	0	0-0	0.0
ARI 11/17	0/0	0	0	0.0	0	0.0	0	0	0	0	0-0	0.0
<b>TOTALS</b>	<b>4-7</b>	<b>9/9</b>	<b>313</b>	<b>191</b>	<b>61.0</b>	<b>2,169</b>	<b>6.9</b>	<b>9</b>	<b>11</b>	<b>65t</b>	<b>23-140</b>	<b>76.7</b>

### 2015 ST. LOUIS RAMS

Game	W/L	P/S	Att	Cmp	Pct	Yds	Yds/Att	TD	Int	Lg	Sk-Yds	Rtg
SEA 9/13	W											
@WSH 9/20	L											
PIT 9/27	L											
@ARI 10/4	W											
@GB 10/11	L											
CLE 10/25	W											
SF 11/1	W											
@MIN 11/8	L											
CHI 11/15	L	1/0	0	0	0.0	0	0.0	0	0	0	0-0	0.0
@BAL 11/22	L	1/1	26	12	46.2	136	5.2	1	0	30T	1-5	75.2
@CIN 11/29	L											
ARI 12/6	L											
DET 12/13	W	1/1	22	14	63.6	124	5.6	0	1	25	1-10	59.7
TB 12/17	W	1/1	17	14	82.4	234	13.8	2	0	60	2-13	158.0
@SEA 12/27	W	1/1	23	14	60.9	103	4.5	1	0	28	0-0	86.0
@SF 1/3	L	1/1	37	22	59.5	231	6.2	0	0	54	0-0	77.6
<b>TOTALS</b>	<b>7-9</b>	<b>6/5</b>	<b>125</b>	<b>76</b>	<b>60.8</b>	<b>828</b>	<b>6.6</b>	<b>4</b>	<b>1</b>	<b>60T</b>	<b>4-28</b>	<b>87.7</b>

### 2014 ST. LOUIS RAMS

Game	W/L	P/S	Att	Cmp	Pct	Yds	Yds/Att	TD	Int	Lg	Sk-Yds	Rtg
MIN 9/7	L											
@TB 9/14	W											
DAL 9/21	L											
PHL 10/5	L											
SF 10/13	L											
SEA 10/19	W											
@KC 10/26	L											
<b>TOTALS</b>	<b>2-5</b>	<b>0/0</b>	<b>0</b>	<b>0</b>	<b>0.0</b>	<b>0</b>	<b>0.0</b>	<b>0</b>	<b>0</b>	<b>0</b>	<b>0-0</b>	<b>0.0</b>

### 2014 HOUSTON TEXANS

Game	W/L	P/S	Att	Cmp	Pct	Yds	Yds/Att	TD	Int	Lg	Sk-Yds	Rtg
Bal 12/21	W	1/1	42	20	47.6	185	4.4	0	1	35	0-0	50.2
JAC 12/28	W	1/1	35	25	71.4	250	7.14	2	1	34	3-15	98.5
<b>TOTALS</b>	<b>2-0</b>	<b>2/2</b>	<b>77</b>	<b>45</b>	<b>58.4</b>	<b>435</b>	<b>5.7</b>	<b>2</b>	<b>2</b>	<b>35</b>	<b>3-15</b>	<b>72.2</b>

### 2013 HOUSTON TEXANS

Game	W/L	P/S	Att	Cmp	Pct	Yds	Yds/Att	TD	Int	Lg	Sk-Yds	Rtg
@SD 9/9	W											
TEN 9/15	W											
@BAL 9/22	L											
SEA 9/29	L											
@SF 10/6	L											
STL 10/13	L											
@KC 10/20	L	1/1	25	15	60.0	271	10.8	1	0	42	5-50	110.6
IND 11/3	L	1/1	34	20	58.8	350	10.3	3	0	62	1-10	123.4
@ARI 11/10	L	1/1	43	22	51.2	201	4.7	3	0	22	3-42	87.5
OAK 11/17	L	1/1	24	13	54.2	170	7.1	1	1	42	2-21	73.3
JAC 11/24	L	1/1	34	18	52.9	169	5.0	0	1	37	2-28	54.7
NE 12/1	L	1/1	30	15	60.0	272	9.1	0	1	66	1-8	67.6
@JAC 12/5	L	1/1	29	16	55.2	159	5.5	1	1	27	1-6	68.0
@IND 12/15	L	1/1	34	18	52.9	168	4.9	0	2	39	4-36	42.3
DEN 12/22	L											
@TEN 12/29	L											
<b>TOTAL</b>	<b>2-14</b>	<b>18/8</b>	<b>253</b>	<b>137</b>	<b>54.2</b>	<b>1,760</b>	<b>7.0</b>	<b>9</b>	<b>6</b>	<b>66</b>	<b>19-201</b>	<b>78.2</b>

was the longest reception in franchise history for a tight end.

**2011 SEASON:** Played in 15 games, registered 10 starts...caught 28 passes for 352 yards...**vs. Philadelphia (9/11):** Earned first career start in his NFL debut against the Eagles...caught one pass for 18 yards...**vs. Washington (10/2):** Started at tight end...tallied four catches for 33 yards...**at Green Bay (10/16):** Set a new career long with a 45-yard reception in the first quarter... totaled 71 yards, also a new career-high, on four receptions.

**COLLEGE:** Started 17 of 30 games at Wisconsin, catching 62 passes for 914 yards (14.7 yards per catch) and six touchdowns... added 98 yards on eight carries (12.3 yards per carry)...moved into 25th on the school's career-record list with 914 receiving yards, topping Paul Hubbard (909 yards, 2004-07)...registered 53 first down receptions...43 catches gained at least 10 yards, including 17 for 20 yards or longer...made 18 receptions inside the red zone,...became the first Badger to receive Mackey Award National Tight End Player of the Week honors in consecutive games (vs. Arizona State and Austin Peay in 2010)... became the first Wisconsin tight end to record consecutive 100-yard receiving performances (131 vs. Arizona State and 103 vs. Austin Peay in 2010) since Travis Beckum first accomplished that feat in 2007 vs. Michigan State (132) and Illinois (161)...gained at least 100 yards receiving in a game three times during his career...became just the third player in school history to total over 100 yards receiving in a bowl game, as he generated 128 yards vs. Miami in the 2009 Champs Sports Bowl...seven catches in the 2009 Champs Sports Bowl rank second to Pat Richter's eleven receptions in the 1963 Rose Bowl in the UW post-season record book...131 receiving yards vs. Arizona State in 2010 rank as the eighth-best game performance by a Wisconsin tight end (fourth-best in a regular season contest) and were the most by a player at his position since Beckum gained 160 yards vs. Illinois (10/06/2007).

**PERSONAL:** Attended Rufus King (Milwaukee, Wis.) High School...rated the second best overall prospect in the state by Rivals.com during his senior year...received a four-star prospect rating from that recruiting service, which also placed him 30th among the nation's receivers...rated as the nation's 12th best receiver by Scout.com, as the Prep Star All-American "Dream Team" selection was named to the ESPN Top 150 squad...added Super Prep All-American honors, as that service rated him the 12th-best overall prospect in the Midwest and the 14th-best receiver in the nation...placed 19th on the Detroit Free Press All-Midwest team, adding All-State honors as a senior and All-City accolades in each of his final two seasons...as junior and senior, chosen the Generals' Most Valuable Player and served as the squad's captain during his final campaign...also garnered All-Milwaukee City League recognition...recorded 102 receptions for 1,905 yards during his four-year football career...made 35 catches for 735 yards and 12 touchdowns while picking up 157 yards on 22 carries to lead his team to a 6-4 record and second place finish in the Milwaukee City League as a junior in 2004...had six interceptions as a defensive back during his junior campaign...generals matched that record again in 2005, as their team captain produced 42 receptions for 640 yards and 10 touchdowns in 2005... lettered four times in track, capturing the AUU championship in the triple jump in each of his four seasons...finished second in that event at the 2005 state championships after placing third the previous year...also competed for the school's basketball team one season and graduated with a 3.1 grade point average...economics major...son of Linda and Leon Kendricks...participated in numerous community events, including Coach Fisher's Celebrity Softball Game and the All-Community Team Ticket program - The Elite Eights.

## LANCE KENDRICKS NFL STATISTICS

Year	Team	G/S	Receiving		REGULAR SEASON							
			No	Yds	Avg	Lg	TD	Rushing		Avg	Lg	TD
								Att	Yds			
2011	RAMS	15/10	28	352	12.6	45	0	1	-8	-8	-8	0
2012	RAMS	16/14	42	519	12.4	80t	4	0	0	0	0	0
2013	RAMS	15/13	32	258	8.1	21	4	0	0	0	0	0
2014	RAMS	16/14	27	259	9.6	23t	5	0	0	0.0	0	0
2015	RAMS	15/12	25	245	9.8	37t	2	0	0	0.0	0	0
2016	RAMS	11/11	41	420	10.2	44	2	0	0	0	0	0
<b>Total</b>		<b>88/74</b>	<b>195</b>	<b>2,053</b>	<b>10.5</b>	<b>80t</b>	<b>17</b>	<b>1</b>	<b>-8</b>	<b>-8</b>	<b>-8</b>	<b>0</b>

**ADDITIONAL CAREER STATISTICS:** Caught one pass for 19 yards from P Johnny Hekker at San Francisco (11/11/12)...caught a pass from Sam Bradford for a two-point conversion vs. San Francisco (12/2/12).

**SINGLE GAME HIGHS:**  
 Receptions- 7, Twice, last vs. Carolina (11/6/16)  
 Reception Yards- 119, at Tampa Bay (12/23/12)  
 Touchdowns- 1, many times, last at New Orleans (11/27/16)  
 Longest Reception- 80t, at Tampa Bay (12/23/12)



# 88 | LANCE KENDRICKS

<b>Position:</b>	<b>Tight End</b>
<b>Ht./Wt.</b>	<b>6-3/250</b>
<b>Birth Date:</b>	<b>1/30/88</b>
<b>College:</b>	<b>Wisconsin</b>
<b>Hometown:</b>	<b>Milwaukee, Wis.</b>
<b>Experience:</b>	<b>6th year (6th Rams)</b>
<b>Acquired:</b>	<b>D2-2011 (47th)</b>

**Career GP/GS (Playoffs): 88/74 (0/0)**



**TRANSACTIONS:** Signed contract extension with the Rams (3/11/15)...drafted in the second round (47th overall) in the 2011 NFL Draft by the St. Louis Rams.

**PRO:** Six-year pro has played in 88 games with 74 starts...recorded 154 career catches for 1,633 yards and 15 touchdowns in first five seasons...tallied five touchdowns in 2014, a single season career-high...set new career highs in catches (42) and receiving yards (519) in 2012.

**2016 SEASON: Week 1 at San Francisco (9/12):** Started at tight end...caught two passes for 15 yards...**Week 2 vs. Seattle (9/18):** Started at tight end...recorded 61 receiving yards on four receptions...hauled in a team-long 44 yard reception from QB Case Keenum...**Week 3 at Tampa Bay (9/25):** Stated at tight end...blocked for an offense that compiled 137 rushing yards...**Week 4 at Arizona (10/2):** Started at tight end...tied for the team lead with five receptions for 52 yards...**Week 5 vs. Buffalo (10/9):** Started at tight end...caught two passes for 24 yards, including a 21-yard reception in the third quarter... **Week 6 at Detroit (10/16):** Started at tight end...hauled in five receptions for 34 yards and a 15-yard touchdown...moved into second in Rams history among tight ends with his 16th career touchdown reception...**Week 7 vs. New York Giants (10/23):** Started at tight end...caught a career-high seven passes for 55 yards...**Week 9 vs. Carolina (11/6):** Started at tight end...tied a career best while leading the team with seven receptions for 90 yards...his seven receptions helped him move into the top-20 in team history with 186 career receptions...also moved into the top-25 in Rams history with 1,964 receiving yards...**Week 10 at New York Jets (11/13):** Started at tight end...hauled in one pass...**Week 11 vs. Miami (11/20):** Started at tight end...registered four receptions for 38 yards...**Week 12 at New Orleans (11/27):** Started at tight end...caught four passes for 51 yards and a touchdown.

**2015 SEASON:** Started at tight end in 12 games...finished the season with 25 receptions for 245 yards and two touchdowns...**at San Francisco (12/3/16):** Started at tight end...posted a season-high five receptions for 37 yards...**at Baltimore (11/22):** Started at tight end...caught two passes for 43 yards and a touchdown...**at Minnesota (11/08):** Started at tight end...tallied two catches for 25 yards...**vs. Seattle (9/13):** Started at tight end...caught two passes for 42 yards and a touchdown...the touchdown came on a 37-yard touchdown reception from QB Nick Foles with 0:53 seconds left in regulation play to tie the game and send it into overtime, which then resulted in a Rams, 34-31, victory.

**2014 SEASON:** Played in 16 games, started 14...hauled in a single-season high five touchdowns...caught 27 passes for 259 yards...**vs. Dallas (9/21):** Started at tight end...registered six receptions, a new personal single-game high, for 29 yards and his first touchdown of the season...**at Philadelphia (10/5):** Started at tight end...hauled in a 22-yard reception from QB Austin Davis...marked his longest reception since he tallied an 80 yard touchdown pass at Tampa Bay (12/23/12)...**vs. San Francisco (10/13):** Started at tight end...hauled in a 22-yard touchdown pass from Davis...marked his second score of the season, 10th career...**vs. Seattle (10/19):** Started at tight end...connected with Davis for a 4-yard touchdown reception, his third touchdown of the season...**at Kansas City (10/26):** Started at tight end...notched his fourth touchdown of the season...posted a touchdown in three consecutive games...**vs. New York Giants (12/21):** Started at tight end...connected with QB Shaun Hill in the endzone on a 23-yard pass...marked his fifth touchdown of the season.

**2013 SEASON:** Played in 15 games with 13 starts...hauled in 32 receptions for 258 yards and four touchdowns...Ed Block Courage Award recipient...**at Dallas (9/22):** Started at tight end...hauled in a career-high five receptions for 36 yards...**vs. San Francisco (9/26):** Started at tight end...caught his first touchdown pass of the season (fifth of his career) on a 6-yard pass from QB Sam Bradford...**vs. Jacksonville (10/6):** Started at tight end...caught his second touchdown pass of the season (sixth career) on a 16-yard pass from QB Sam Bradford...finished with four receptions for 37 yards...**at Houston (10/13):** Started at tight end...caught his third touchdown pass of the season (seventh career) on a 2-yard pass from QB Sam Bradford...**vs. New Orleans (12/15):** Started at tight end...caught a 4-yard touchdown pass for his fourth touchdown of the season and eighth of his career...tied a career high for touchdowns in a single season...**at Seattle (12/29):** Started at tight end...led the team with 54 yards receiving on five catches, including one for a season-long of 21 yards.

**2012 SEASON:** Tied for third among Rams with 42 receptions...set new career highs in catches (42) and receiving yards (519)...hauled in four touchdown passes...**vs. Arizona (10/4):** Caught a seven-yard touchdown pass, the first touchdown of his career...**at Miami (10/14):** Recorded season highs in catches (four) and receiving yards (40)...**vs. New England (10/28):** Tied for the team lead in receptions with four for 32 yards...**at San Francisco (11/11):** Caught three passes for a season-high 48 yards...**at Arizona (11/25):** Caught a 37-yard touchdown pass, the second-longest reception of his career...**vs. Minnesota (12/16):** Caught three passes for 35 yards and his third touchdown of the season...**at Tampa Bay (12/23):** Caught four passes for 119 yards and a touchdown...marked his first career 100-yard receiving game...recorded a career-long 80-yard reception for a touchdown...it









# 96 | MATT LONGACRE

**Position:** Defensive End  
**Ht./Wt.** 6-3/260  
**Birth Date:** 9/21/91  
**College:** Northwest Missouri State  
**Hometown:** Omaha, Neb.  
**Experience:** 2nd year (2nd Rams)  
**Acquired:** FA-2015

**Career GP/GS (Playoffs):** 9/0 (0/0)



**TRANSACTIONS:** Signed with the Rams as an undrafted free agent (5/7/15)...signed from practice squad to active roster (11/6/15).

**PRO:** Saw action in five games at defensive end in his rookie season and four games in his second season.

**2016 SEASON: Week 1 at San Francisco (9/12):** Declared inactive... **Week 2 vs. Seattle (9/18):** Declared inactive...**Week 3 at Tampa Bay (9/25):** Declared inactive...**Week 4 at Arizona (10/2):** Recorded six tackles (three solo) and three quarterback pressures in his 2016 debut...**Week 5 vs. Buffalo (10/9):** Saw action on defense and special teams...registered one solo tackle and one quarterback pressure...**Week 6 at Detroit (10/16):** Played on defense and special teams...compiled four tackles and one quarterback hit on the day...**Week 7 vs. New York Giants (10/23):** Registered two tackles and one quarterback hit...**Week 9 vs. Carolina (11/6):** Declared inactive...**Week 10 at New York Jets (11/13):** Declared inactive...**Week 11 vs. Miami (11/20):** Declared inactive...**Week 12 at New Orleans (11/27):** Declared inactive.

**2015 SEASON:** Served as a practice squad player before being promoted to the active roster in Week 9...declared inactive for four games (12/27, 12/17, 12/13, 11/15)...finished his rookie season with 28 tackles...**at San Francisco (1/3/16):** Recorded seven tackles (two solo) and three quarterback pressures...**vs. Arizona (12/6):** Recorded two assisted tackles, one quarterback pressure and one quarterback hit...**at Cincinnati (11/29):** Tallied four tackles (two solo), one quarterback pressure and one quarterback hit...**at Baltimore (11/22):** Posted a career-high 10 tackles (five solo) and two quarterback hits...**at Minnesota (11/08):** Made his NFL debut at defensive end and recorded five tackles (four solo).

**COLLEGE:** Named MIAA Defensive Player of the Year, AFCA All-America and All-MIAA First Team as a senior in 2014...earned MIAA Defensive Player of the Year as a junior as well...appeared in 11 games as a senior and had 37 tackles, 10.5 tackles for loss, 7.0 sacks, 17 quarterback hurries, four pass breakups and one forced fumble...as a junior, named Don Hansen co-Defensive Player of the Year and First Team All-America and AP Little First Team All-America...Honorary captain of the 2009 Lincoln Journal Star Super-State team as a high school senior...earned first-team all-state honors by the Omaha World-Herald and the Lincoln Journal Star...helped lead the Wildcats to a state title in 2008 and a runner-up finish in 2009...also wrestled at 215 pounds.

## MATT LONGACRE NFL STATISTICS

		REGULAR SEASON													
		Tackles					Interceptions					Fumbles			
Year	Team	G/S	Total	Solo	Asst	Sk	Yds	Int	Yds	Lg	TD	PD	FF	FR	Yds
2015	RAMS	5/0	28	13	15	0.0	0.0	0	0	0	0	0	0	0	0
2016	RAMS	4/0	13	4	9	0.0	0.0	0	0	0	0	0	0	0	0
<b>Total</b>		<b>9/0</b>	<b>41</b>	<b>17</b>	<b>24</b>	<b>0.0</b>	<b>0.0</b>	<b>0</b>	<b>0</b>	<b>0</b>	<b>0</b>	<b>0</b>	<b>0</b>	<b>0</b>	<b>0</b>

**ADDITIONAL CAREER STATISTICS:** Special Teams Tackles: RAMS 2015 (0).





# 14 | SEAN MANNION

**Position:** Quarterback  
**Ht./Wt.** 6-5/233  
**Birth Date:** 4/25/92  
**College:** Oregon State  
**Hometown:** Pleasanton, Calif.  
**Experience:** 1st year (2nd Rams)  
**Acquired:** D3B-2015 (89th)

**Career GP/GS (Playoffs):** 1/0 (0/0)



**TRANSACTIONS:** Selected by the Rams in the third round (89th overall) of the 2015 NFL Draft (5/1/15).

**PRO:** Played in one game during his rookie season.

**2016 SEASON:** **Week 1 at San Francisco (9/12):** Did not play... **Week 2 vs. Seattle (9/18):** Declared inactive...**Week 3 at Tampa Bay (9/25):** Declared inactive... **Week 4 at Arizona (10/2):** Declared inactive...**Week 5 vs. Buffalo (10/9):** Declared inactive... **Week 6 at Detroit (10/16):** Declared inactive...**Week 7 vs. New York Giants (10/23):** Declared inactive...**Week 9 vs. Carolina (11/6):** Declared inactive...**Week 10 at New York Jets (11/13):** Declared inactive...**Week 11 vs. Miami (11/20):** Declared inactive...**Week 12 at New Orleans (11/27):** Declared inactive.

**2015 SEASON:** **at Cincinnati (11/29):** Completed six passes for 31 yards in his NFL debut at quarterback...declared inactive for 15 games.

**COLLEGE:** Finished his career with 13,600 passing yards which ranks 8th in NCAA Division I history...that mark set the Pac-12 record for career passing yards...owns 18 OSU passing records...set OSU career passing touchdown record with 83; also ranks 7th in Pac-12 history...his 64.6 career completion percentage broke the school record...finished career with 43 starts, tied for 8th in OSU history...earned Pac-12 All-Conference Honorable Mention (2013, 2014)...named Pac-12 Offensive player of the Week four times in his career...earned Pac-12 All-Academic Honorable Mention (2014, 2013, 2012)...finished the 2014 season with 3,164 passing yards, the 10th-most prolific season in OSU history...won the 2014 Manning Passing Academy Air-It-Out Challenge...in 2013, tied for fourth in the nation for touchdowns passing (37), including a school record six against Colorado...second in the nation with 4,662 passing yards and passing yards per game (358.6)...set Pac-12 record with 4,662 passing yards in a season...finished tied for third in Pac-12 single season history and set OSU record with 37 touchdown passes...set OSU single season records with 400 completions and 603 pass attempts...named a Freshman All-American in 2011 by the Football Writers Association of America...set Oregon State record for attempts (66) in a single game...finished the season with 16 touchdown passes and one rushing...ended the season with 11 straight games of 200-plus yards passing, a feat matched only by Anderson (13 times in 2003) in the last decade...redshirted in 2010.

**PERSONAL:** Three-year starter and letterwinner in football at Foothill High School...finished high school career as the career passing leader at Foothill...Rivals four-star athlete and rated the 14th-best pro style quarterback in the nation...threw for 3,521 yards and 27 touchdowns as a senior – added three scores on the ground...set a Northern California prep record with 581 yards passing and five touchdowns in a game...led Foothill to the Northern California CIF playoffs...honorable mention All-East Bay and All-Metro as a junior...earned two letters as a pitcher for the baseball team and one letter as a center for the basketball team...born in San Jose, Calif...son of John and Inga Mannion...John is the head football coach at Silverton (Ore.) High School, accepted the position in the spring of 2010...graduated in December 2014 with a degree in liberal studies...pursuing a Master's degree in interdisciplinary studies with options in sociology, political science and history.

## SEAN MANNION NFL STATISTICS

REGULAR SEASON												
Year	School	G/S	Passing		Pct.	Yds	Yds/Att	TD	Int	Lg	Sk-Yds	Rtg.
			Att.	Cmp								
2015	RAMS	1/0	7	6	85.7	31	4.4	0	0	11	0-0	85.1
2016	RAMS	0/0	0	0	0.0	0	0.0	0	0	0	0-0	0.0
<b>TOTAL</b>		<b>1/0</b>	<b>7</b>	<b>6</b>	<b>85.7</b>	<b>31</b>	<b>4.4</b>	<b>0</b>	<b>0</b>	<b>11</b>	<b>0-0</b>	<b>85.1</b>

# SEAN MANNION GAME-BY-GAME STATISTICS

## 2016 LOS ANGELES RAMS

Game	W/L	P/S	Att	Cmp	Pct	Yds	Yds/ Att	TD	Int	Lg	Sk- Yds	Rtg
@SF 9/12	L	0/0					Did not play					
SEA 9/18	W	0/0					Inactive					
@TB 9/25	W	0/0					Inactive					
@ARI 10/2	W	0/0					Inactive					
BUF 10/9	L	0/0					Inactive					
@DET 10/16	L	0/0					Inactive					
NYG 10/23	L	0/0					Inactive					
CAR 11/6	L	0/0					Inactive					
@NYJ 11/13	W	0/0					Inactive					
MIA 11/20	L	0/0					Inactive					
@NO 11/27	L	0/0					Inactive					
@NE 12/4		0/0	0	0	0.0	0	0/0	0	0	0	0-0	0.0
ATL 12/11		0/0	0	0	0.0	0	0/0	0	0	0	0-0	0.0
@SEA 12/15		0/0	0	0	0.0	0	0/0	0	0	0	0-0	0.0
SF 12/24		0/0	0	0	0.0	0	0/0	0	0	0	0-0	0.0
ARI 1/1/17		0/0	0	0	0.0	0	0/0	0	0	0	0-0	0.0
<b>TOTALS</b>	<b>4-7</b>	<b>0/0</b>	<b>0</b>	<b>0</b>	<b>0.0</b>	<b>0</b>	<b>0/0</b>	<b>0</b>	<b>0</b>	<b>0</b>	<b>0-0</b>	<b>0.0</b>

## 2015 ST. LOUIS RAMS

Game	W/L	P/S	Att	Cmp	Pct	Yds	Yds/ Att	TD	Int	Lg	Sk- Yds	Rtg
SEA 9/13	W						Inactive					
@WSH 9/20	L						Inactive					
PIT 9/27	L						Inactive					
@ARI 10/4	W						Inactive					
@GB 10/11	L						Inactive					
CLE 10/25	W						Inactive					
SF 11/1	W						Inactive					
@MIN 11/8	L						Inactive					
CHI 11/15	L						Inactive					
@BAL 11/22	L						Inactive					
@CIN 11/29	L	1/0	7	6	85.7	31	4.4	0	0	11	0-0	85.1
ARI 12/6	L						Inactive					
DET 12/13	W						Inactive					
TB 12/17	W						Inactive					
@SEA 12/27	W						Inactive					
@SF 1/3	L						Inactive					
<b>TOTALS</b>	<b>7-9</b>	<b>1/0</b>	<b>7</b>	<b>6</b>	<b>85.7</b>	<b>31</b>	<b>4.4</b>	<b>0</b>	<b>0</b>	<b>11</b>	<b>0-0</b>	<b>85.1</b>



# 15 | BRADLEY MARQUEZ

<b>Position:</b>	<b>Wide Receiver</b>
<b>Ht./Wt.</b>	<b>5-10/196</b>
<b>Birth Date:</b>	<b>12/14/92</b>
<b>College:</b>	<b>Texas Tech</b>
<b>Hometown:</b>	<b>Odessa, Texas</b>
<b>Experience:</b>	<b>2nd year (2nd Rams)</b>
<b>Acquired:</b>	<b>FA-2015</b>

**Career GP/GS (Playoffs): 27/1 (0/0)**



**TRANSACTIONS:** Signed with the Rams as an undrafted free agent (5/7/15).

**PRO:** Played in all 17 games his rookie season, started one...key contributor on special teams, leading the team with 15 tackles in 2015.

**2016 SEASON:** **Week 1 at San Francisco (9/12):** Saw action on offense and special teams... **Week 2 vs. Seattle (9/18):** Saw action on offense and special teams...**Week 3 at Tampa Bay (9/25):** Hauled in one reception for 12 yards...also saw action on special teams... **Week 4 at Arizona (10/2):** Played on both offense and special teams...led the team with two special teams tackles...**Week 5 vs. Buffalo (10/9):** Rushed one time for two yards on a fake punt...recorded one special teams tackle... **Week 6 at Detroit (10/16):** Caught one pass for 13 yards...**Week 7 vs. New York Giants (10/23):** Played on offense and special teams... **Week 9 vs. Carolina (11/6):** Saw action on offense and special teams...**Week 10 at New York Jets (11/13):** Played on offense and special teams, notched two special teams tackles...**Week 11 vs. Miami (11/20):** Appeared on offense and special teams...tallied one special teams tackle...**Week 12 at New Orleans (11/27):** Recorded one reception for 12 yards...added one special teams tackle.

**2015 SEASON:** Saw action at wide receiver and special teams...finished the season with 13 receptions for 88 yards...**vs. Detroit (12/13):** Made his first NFL start at wide receiver...led the team in receiving yards with three catches for a career-high 32 yards... **vs. Arizona (12/6):** Saw action on offense and special teams...posted three receptions for 16 yards...led the team with two special teams tackles...**at Cincinnati (11/29):** Saw action on special teams and offense...recorded three receptions for 13 yards... **at Baltimore (11/22):** Saw action on special teams and offense...posted one special teams tackle...**vs Chicago (11/15):** Saw action on special teams and offense...tallied two receptions for 19 yards...also recorded two special teams tackles...**at Minnesota (11/08):** Saw action on special teams and offense...recorded one catch for three yards...posted one special teams tackle...**vs. San Francisco (11/01):** Saw action on special teams...led the team with two special teams tackles and currently leads the team in the category...caught his first NFL pass, a 5-yard reception from QB Nick Foles...**vs. Cleveland (10/25):** Saw action on special teams...posted one tackle...**at Arizona (10/4):** Saw action on special teams...recorded one special teams tackle, making that his fourth-consecutive week to have one or more special teams tackles...**vs. Pittsburgh (9/27):** Posted one tackle on special teams...**at Washington (9/20):** Saw action on special teams...led the team in special team tackles with four...**vs. Seattle (9/13):** Recorded one special teams tackle...recovered a 14-yard onside kick to the Seattle 49 yard line in overtime...that play set up the game winning drive.

**COLLEGE:** Appeared in 43 games and caught 155 passes for 1,866 yards and 17 touchdowns...two-time All-Big 12 Honorable Mention...three-time Academic All-Big 12 (1st Team)...NFLPA Collegiate Bowl participant...played in 12 games (11 starts) with 65 receptions, 821 receiving yards, 10 touchdowns as a senior...led Big 12 in receiving touchdowns and was fifth in receptions... as a junior, caught 49 passes for 633 yards and six touchdowns...as a senior at Odessa High, rushed for 2,210 yards and 29 touchdowns...two-time All-State selection in football and a state qualifier in track and field in 2011 (long jump)...selected by the New York Mets in the 2011 Major League Baseball First-Year Players Draft in the 16th round (Outfielder) with the No. 492 overall selection...an exercise and sport sciences major at Texas Tech.

**PERSONAL:** Played high school football, ran track, and played baseball at Odessa High School in Odessa, Texas...competed as a running back in football and shortstop in baseball...was ranked as a 4-star prospect by Scout.com and an All-American prospect by PrepStar College Recruiting...as a sophomore, Marquez would rush 203 times for 1,743 yards and 21 touchdowns, earning Associated Press All-State 2nd Team honors...as a junior, Marquez rushed 77 times for 492 yards before being sidelined by an elbow tendon tear...during his senior year, he accrued 2,210 rushing yards and 29 touchdowns, becoming the school's all-time leading rusher...accepted a scholarship to play football collegiately for Texas Tech...additionally, he was drafted by the New York Mets in the 16th round of the 2011 Major League Baseball Draft...arranged a two-sport deal which allowed him to attend Texas Tech to play football while playing baseball for the Kingsport Mets in the spring...his first season in the minors was cut short by a quadriceps injury...son of Veronica Marquez and Brad Givens.

# BRADLEY MARQUEZ NFL STATISTICS

## REGULAR SEASON

Year	Team	G/S	Receiving			Rushing						
			No	Yds	Avg	Lg	TD	Att	Yds	Avg	Lg	TD
2015	RAMS	16/1	13	88	6.8	14	0	0	0	0.0	0	0
2016	RAMS	11/0	3	37	12.3	13	0	1	2	2.0	2	0
<b>Total</b>		<b>27/1</b>	<b>16</b>	<b>125</b>	<b>7.8</b>	<b>14</b>	<b>0</b>	<b>2</b>	<b>2</b>	<b>2.0</b>	<b>2</b>	<b>0</b>

**ADDITIONAL CAREER STATISTICS:** Special Teams Tackles: RAMS 2016 (7), 2015 (15).

# BRADLEY MARQUEZ GAME-BY-GAME STATISTICS

## 2016 LOS ANGELES RAMS

Game	W/L	P/S	Receiving				Rushing					
			No	Yds	Avg	Lg	TD	Att	Yds	Avg	Lg	TD
@SF 9/12	L	1/0	0	0	0.0	0	0	0	0.0	0	0	
SEA 9/18	W	1/0	0	0	0.0	0	0	0	0.0	0	0	
@TB 9/25	W	1/0	1	12	12.0	12	0	0	0.0	0	0	
@ARI 10/2	W	1/0	0	0	0.0	0	0	0	0.0	0	0	
BUF 10/9	L	1/0	0	0	0.0	0	1	2	2.0	2	0	
@DET 10/16	L	1/0	1	13	13.0	13	0	0	0.0	0	0	
NYG 10/23	L	1/0	0	0	0.0	0	0	0	0.0	0	0	
CAR 11/6	L	1/0	0	0	0.0	0	0	0	0.0	0	0	
@NYJ 11/13	W	1/0	0	0	0.0	0	0	0	0.0	0	0	
MIA 11/20	L	1/0	0	0	0.0	0	0	0	0.0	0	0	
@NO 11/27	L	1/0	1	12	12.0	12	0	0	0.0	0	0	
@NE 12/4		0/0	0	0	0.0	0	0	0	0.0	0	0	
ATL 12/11		0/0	0	0	0.0	0	0	0	0.0	0	0	
@SEA 12/15		0/0	0	0	0.0	0	0	0	0.0	0	0	
SF 12/24		0/0	0	0	0.0	0	0	0	0.0	0	0	
ARI 1/1/17		0/0	0	0	0.0	0	0	0	0.0	0	0	
<b>TOTALS</b>	<b>4-7</b>	<b>11/0</b>	<b>3</b>	<b>37</b>	<b>12.3</b>	<b>13</b>	<b>0</b>	<b>1</b>	<b>2</b>	<b>2.0</b>	<b>2</b>	<b>0</b>

## 2015 ST. LOUIS RAMS

Game	W/L	P/S	Receiving				Rushing					
			No	Yds	Avg	Lg	TD	Att	Yds	Avg	Lg	TD
SEA 9/13	W	1/0	0	0	0.0	0	0	0	0.0	0	0	
@WSH 9/20	L	1/0	0	0	0.0	0	0	0	0.0	0	0	
PIT 9/27	L	1/0	0	0	0.0	0	0	0	0.0	0	0	
@ARI 10/4	W	1/0	0	0	0.0	0	0	0	0.0	0	0	
@GB 10/11	L	1/0	0	0	0.0	0	0	0	0.0	0	0	
CLE 10/25	W	1/0	0	0	0.0	0	0	0	0.0	0	0	
SF 11/1	W	1/0	1	5	5.0	5	0	0	0.0	0	0	
@MIN 11/8	L	1/0	1	3	3.0	3	0	0	0.0	0	0	
CHI 11/15	L	1/0	2	19	9.5	11	0	0	0.0	0	0	
@BAL 11/22	L	1/0	0	0	0.0	0	0	0	0.0	0	0	
@CIN 11/29	L	1/0	3	13	4.3	7	0	0	0.0	0	0	
ARI 12/6	L	1/0	3	16	5.3	6	0	0	0.0	0	0	
DET 12/13	W	1/1	3	32	10.7	14	0	0	0.0	0	0	
TB 12/17	W	1/0	0	0	0.0	0	0	0	0.0	0	0	
@SEA 12/27	W	1/0	0	0	0.0	0	0	0	0.0	0	0	
@SF 1/3	L	1/0	0	0	0.0	0	0	0	0.0	0	0	
<b>TOTAL</b>	<b>7-9</b>	<b>16/1</b>	<b>13</b>	<b>88</b>	<b>6.8</b>	<b>14</b>	<b>0</b>	<b>0</b>	<b>0</b>	<b>0.0</b>	<b>0</b>	<b>0</b>





# 25 | T.J. MCDONALD

Position:	Safety
Ht./Wt.	6-2/217
Birth Date:	1/26/91
College:	USC
Hometown:	Fresno, Calif.
Experience:	4th year (4th Rams)
Acquired:	D3A-2013 (71st)

Career GP/GS (Playoffs): 48/48 (0/0)



**TRANSACTIONS:** Selected by the Rams in the third round (71st overall) of the 2013 NFL Draft (4/26/13).

**PRO:** Fourth-year pro has started all 48 games in his professional career...tallied a blocked punt and a blocked field goal at Tampa Bay (9/14/14), marked the first time the Rams have blocked two kicks in a game since Dec. 2, 1979.

**2016 SEASON:** **Week 1 at San Francisco (9/12):** Started at strong safety...collected 10 solo tackles, including two passes defended... **Week 2 vs. Seattle (9/18):** Started at strong safety...recorded two total tackles and one pass defended...**Week 3 at Tampa Bay (9/25):** Started at strong safety...registered four tackles (three solo)...sacked QB Jameis Winston for a loss of six yards...**Week 4 at Arizona (10/2):** Started at strong safety...notched three tackles and two passes defended...intercepted QB Drew Stanton on the final play of the game to seal the Rams victory...**Week 5 vs. Buffalo (10/9):** Started at strong safety...recorded seven tackles (five solo)...registered his first forced fumble of the season...**Week 6 at Detroit (10/16):** Started at strong safety...registered seven tackles (two solo)...**Week 7 vs. New York Giants (10/23):** Started at strong safety...recorded four tackles (four solo)...added one pass defended on the day...**Week 9 vs. Carolina (11/6):** Started at strong safety...registered six tackles (two solo)...**Week 10 at New York Jets (11/13):** Started at strong safety...recorded four tackles (two solo)...**Week 11 vs. Miami (11/20):** Started at strong safety...notched four tackles (two solo)...added one quarterback hit and one pass defended...**Week 12 at New Orleans (11/27):** Started at strong safety...tied a season-high with 10 tackles (eight solo)...added one pass defended.

**2015 SEASON:** Finished the season with 80 tackles, 1.0 sack and three passes defended before being placed on reserve/injured (12/11)...**vs. Arizona (12/6):** Started at safety...tallied seven tackles (five solo) and one quarterback pressure...**at Baltimore (11/22):** Started at safety...recorded eight tackles (five solo) and one pass defended...**vs. Chicago (11/15):** Started at safety...tallied six tackles (five solo) and one pass defended...**vs. San Francisco (11/01):** Started at safety...recorded four tackles (three solo) and one special teams tackle...**vs. Cleveland (10/25):** Started at safety...posted eight tackles (six solo)...also had one forced fumble...**at Green Bay (10/11):** Started at safety...led the team in tackles with 10 (seven solo)...**at Arizona (10/4):** Started at safety...recorded six tackles (five solo)...also notched 1.0 sack for six yards...**vs. Pittsburgh (9/27):** Started at safety...tallied eight tackles (five solo)...**at Washington (9/20):** Started at safety...notched seven tackles (four solo)...also recovered a fumble...**vs. Seattle (9/13):** Started at safety...recorded 10 tackles (six solo).

**2014 SEASON:** Started all 16 games...led the Rams' secondary in tackles with 136...registered his first 100-plus tackle season...**at Tampa Bay (9/14):** Blocked a punt from P Michael Koenen for the Rams to take over at the Tampa Bay 25-yard line...the last time the Rams blocked a punt was former TE Matthew Mulligan (S.Rocca) vs. Washington (9/16/12)...blocked a K Patrick Murray 24-yard field goal attempt...the last time the Rams blocked a field goal was in 2013 when DT Michael Brockers blocked a Saints K Garrett Hartley field goal attempt (12/15/13)...LB Ray Ray Armstrong recovered the kick and returned it 20 yards, the play kept points off the board for Tampa and helped set up one of two field goals in the fourth quarter for the Rams...the last time the Rams blocked a punt and a field goal in the same game was December 2, 1979... also split the team lead in tackles with LB James Laurinaitis, each with nine...one of which for McDonald was the final tackle of the game on WR Mike Evans to end the game...**at Philadelphia (10/5):** Registered a career-high 17 tackles (14 solo)...**vs. San Francisco (10/13):** Tallied 12 tackles (seven solo)...recorded one quarterback pressure...**at Arizona (11/9):** Recorded his first sack of the season on QB Carson Palmer for a loss of eight yards, marked his second career sack...split the team lead in tackles with LB Alec Ogletree, each with 12 (nine solo)...added a tackle on special teams...**at Washington (12/7):** Intercepted QB Colt McCoy at the St. Louis 2-yard line and returned it 20 yards...marked his first interception of the season and second career...also had six tackles (five solo) and one pass defended...**vs. Arizona (12/11):** Notched 10 tackles (nine solo) and one pass defended...**vs. New York Giants (12/21):** Sacked QB Eli Manning...marked his second sack of the season, third career...also tallied 10 tackles (nine solo)...**at Seattle (12/28):** Notched 10 tackles (five solo) and one fumble recovery.

**2013 SEASON:** Played in 10 games, started 10...spent six weeks on injured/reserve designated to return...recorded 56 tackles (43 solo), one sack, one interception and three passes defended...**vs. Arizona (9/8):** Earned the start at strong safety in his first NFL game...played all 70 snaps on defense...recorded seven tackles...**at Dallas (9/22):** Recorded tackles (eight solo), one tackle for loss, and one pass defended... **vs. San Francisco (9/26):** Recorded two solo tackles...left game with a leg injury...placed on reserve-injured designated to return list (9/27/13)...**vs. Chicago (11/24):** Activated from the reserve-injured designated to return list (11/23/13)...recorded three solo tackles...**at San Francisco (12/1):** Recorded eight tackles (three solo)...also added one pass defended...**at Arizona (12/8):** Recorded a season-high nine tackles (six solo)...**vs. New Orleans (12/15):** Recorded his first career interception when he picked off Saints QB Drew Brees...added five tackles (four solo)...**vs. Tampa Bay (12/22):** Recorded four tackles (three solo)...dropped Buccaneers QB Mike Glennon for a nine-yard loss and his first career sack.

**COLLEGE:** First-team All-American McDonald started 36-of-50 games at free safety during his Southern California career, recording 275 tackles (151 solo), two sacks for minus 18 yards and twelve stops for losses of 37 yards...selected as the Trojans Defensive Perimeter Player of the Year in each of his final two seasons...two-time team captain...semifinalist for the Thorpe Award and quarter-finalist for the Lott Trophy...earned All-American second-team honors from The NFL Draft Report and was a Sports Illustrated honorable mention...named All-Pac-12 Conference second-team by the league's coaches and first-team by Phil Steele and College Football News...became USC's 11th two-time Trojan captain and joined his father, Tim McDonald (USC's captain in 1986), as the only father-son captains in Trojan history...voted USC's Most Inspirational Player and was named the Defensive Perimeter Player of the Year...Senior Bowl invitee ranked fifth in the nation with a career-high 112 tackles (54 solos) that included a 10-yard sack and 6.5 stops for minus 19 yards...blocked a kick for the third consecutive year and deflected three passes while also recording one interception...his 112 tackles in 2012 were the most by a Trojan since Troy Polamalu's 118 in 2001.

**PERSONAL:** Earned multiple accolades as a high school senior, including Super Prep All-American and All-County/Metro Athletic Conference Defensive MVP at Edison High in Fresno, Calif...father Tim McDonald was his high school head coach...his father played 13 NFL seasons with Cardinals and 49ers...brother, Tevin, is a junior cornerback at Eastern Washington...initials stand for Tim Jr...along with 15 USC teammates, spent five days in Haiti in the spring of 2012 building homes and assisting those in need...communications major...participated in numerous community events, including Make-A-Wish Celebrity Server dinner, Coach Fisher's Celebrity Softball game, the 6th Annual Playground Build at Marygrove and the All-Community Team ticket program - T-Mac Attack.

## T.J. McDONALD NFL STATISTICS

REGULAR SEASON															
Year	Team	G/S	Tackles				Interceptions				Fumbles				
			Total	Solo	Asst	Sk	Yds	Int	Yds	Lg	TD	PD	FF	FR	Yds
2013	RAMS	10/10	56	43	13	1.0	9.0	1	-2	0	0	3	0	0	0
2014	RAMS	16/16	136	98	38	2.0	13.0	1	20	20	0	8	0	1	0
2015	RAMS	11/11	80	55	25	1.0	6.0	0	0	0	0	3	1	1	0
2016	RAMS	11/11	61	42	19	1.0	6.0	1	0	0	0	8	1	0	0
<b>Total</b>		<b>48/48</b>	<b>333</b>	<b>238</b>	<b>95</b>	<b>5.0</b>	<b>34.0</b>	<b>3</b>	<b>18</b>	<b>20</b>	<b>0</b>	<b>22</b>	<b>2</b>	<b>2</b>	<b>0</b>

**ADDITIONAL CAREER STATISTICS:** Blocked a punt (M.Koenen) and field goal (P.Murray) at Tampa Bay (9/14/14).  
Special Teams Tackles: RAMS 2015 (1).

**SINGLE GAME HIGHS**  
Total Tackles – 17, at Philadelphia (10/5/14)  
Solo Tackles – 14, at Philadelphia (10/5/14)  
Interceptions – 1, three times, last at Arizona (10/2/16)  
Pass Defensed- 3, vs. Oakland (11/30/14)

## T.J. McDONALD GAME-BY-GAME STATISTICS

2016 LOS ANGELES RAMS															
Game	W/L	P/S	T	S	A	Sk	Yds	Int	Yds	Lg	TD	PD	FF	FR	Yds
@SF 9/12	L	1/1	10	10	0	0.0	0	0	0	0	2	0	0	0	0
SEA 9/18	W	1/1	2	1	1	0.0	0	0	0	0	1	0	0	0	0
@TB 9/25	W	1/1	4	3	1	1.0	6	0	0	0	0	0	0	0	0
@ARI 10/2	W	1/1	3	3	0	0.0	0	1	0	0	2	0	0	0	0
BUF 10/9	L	1/1	7	5	2	0.0	0	0	0	0	0	1	0	0	0
@DET 10/16	L	1/1	7	2	5	0.0	0	0	0	0	0	0	0	0	0
NYG 10/23	L	1/1	4	4	0	0.0	0	0	0	0	0	1	0	0	0
CAR 11/6	L	1/1	6	2	4	0.0	0	0	0	0	0	0	0	0	0
@NYJ 11/13	W	1/1	4	2	2	0.0	0	0	0	0	0	0	0	0	0
MIA 11/20	L	1/1	4	2	2	0.0	0	0	0	0	1	0	0	0	0
@NO 11/27	L	1/1	10	8	2	0.0	0	0	0	0	1	0	0	0	0
@NE 12/4	0/0	0/0	0	0	0	0.0	0	0	0	0	0	0	0	0	0
ATL 12/11	0/0	0/0	0	0	0	0.0	0	0	0	0	0	0	0	0	0
@SEA 12/15	0/0	0/0	0	0	0	0.0	0	0	0	0	0	0	0	0	0
SF 12/24	0/0	0/0	0	0	0	0.0	0	0	0	0	0	0	0	0	0
ARI 1/1/17	0/0	0/0	0	0	0	0.0	0	0	0	0	0	0	0	0	0
<b>TOTALS</b>	<b>4-7</b>	<b>11/11</b>	<b>61</b>	<b>42</b>	<b>19</b>	<b>1.0</b>	<b>6</b>	<b>1</b>	<b>0</b>	<b>0</b>	<b>8</b>	<b>1</b>	<b>0</b>	<b>0</b>	<b>0</b>

2015 ST. LOUIS RAMS															
Game	W/L	P/S	T	S	A	Sk	Yds	Int	Yds	Lg	TD	PD	FF	FR	Yds
SEA 9/13	W	1/1	10	6	4	0.0	0.0	0	0	0	0	1	0	0	0
@WSH 9/20	L	1/1	7	4	3	0.0	0.0	0	0	0	0	0	0	1	0
PIT 9/27	L	1/1	8	5	3	0.0	0.0	0	0	0	0	0	0	0	0
@ARI 10/4	W	1/1	6	5	1	1.0	6.0	0	0	0	0	0	0	0	0
@GB 10/11	L	1/1	10	7	3	0.0	0.0	0	0	0	0	0	0	0	0
CLE 10/25	W	1/1	8	6	2	0.0	0.0	0	0	0	0	1	0	0	0
SF 11/1	W	1/1	4	3	1	0.0	0.0	0	0	0	0	0	0	0	0
@MIN 11/8	L						Inactive								
CHI 11/15	L	1/1	6	5	1	0.0	0.0	0	0	0	0	1	0	0	0
@BAL 11/22	L	1/1	8	5	3	0.0	0.0	0	0	0	0	1	0	0	0
@CIN 11/29	L	1/1	6	4	2	0.0	0.0	0	0	0	0	0	0	0	0
ARI 12/6	L	1/1	7	5	2	0.0	0.0	0	0	0	0	0	0	0	0
DET 12/13	W						Reserve/injured (12/11)								
TB 12/17	W						Reserve/injured (12/11)								
@SEA 12/27	W						Reserve/injured (12/11)								
@SF 1/3	L						Reserve/injured (12/11)								
<b>TOTAL</b>	<b>7-9</b>	<b>11/11</b>	<b>80</b>	<b>55</b>	<b>25</b>	<b>1.0</b>	<b>6.0</b>	<b>0</b>	<b>0</b>	<b>0</b>	<b>0</b>	<b>3</b>	<b>1</b>	<b>1</b>	<b>0</b>

# T.J. McDONALD GAME-BY-GAME STATISTICS CONTINUED

## 2014 ST. LOUIS RAMS

Game	W/L	P/S	T	S	A	Sk	Yds	Int	Yds	Lg	TD	PD	FF	FR	Yds
MIN 9/7	L	1/1	8	6	2	0.0	0.0	0	0	0	0	1	0	0	0
@TB 9/14	W	1/1	9	6	3	0.0	0.0	0	0	0	0	0	0	0	0
DAL 9/21	L	1/1	5	3	2	0.0	0.0	0	0	0	0	0	0	0	0
PHI 10/5	L	1/1	17	14	3	0.0	0.0	0	0	0	0	0	0	0	0
SF 10/13	L	1/1	12	7	5	0.0	0.0	0	0	0	0	0	0	0	0
SEA 10/19	W	1/1	5	2	3	0.0	0.0	0	0	0	0	0	0	0	0
@KC 10/26	L	1/1	8	6	2	0.0	0.0	0	0	0	0	0	0	0	0
@SF 11/2	W	1/1	6	4	2	0.0	0.0	0	0	0	0	0	0	0	0
@ARI 11/9	L	1/1	12	9	3	1.0	8.0	0	0	0	0	0	0	0	0
DEN 11/16	W	1/1	5	4	1	0.0	0.0	0	0	0	0	3	0	0	0
@SD 11/23	L	1/1	6	5	1	0.0	0.0	0	0	0	0	0	0	0	0
OAK 11/30	W	1/1	7	4	3	0.0	0.0	0	0	0	0	2	0	0	0
@WAS 12/7	W	1/1	6	5	1	0.0	0.0	1	20	20	0	1	0	0	0
ARI 12/11	L	1/1	10	9	1	0.0	0.0	0	0	0	0	1	0	0	0
NYG 12/21	L	1/1	10	9	1	1.0	5.0	0	0	0	0	0	0	0	0
@SEA 12/28	L	1/1	10	5	5	0.0	0.0	0	0	0	0	0	0	1	0
TOTAL	6-10	16/16	136	98	38	2.0	13.0	1	20	20	0	8	0	1	0

## 2013 ST. LOUIS RAMS

Game	W/L	P/S	T	S	A	Sk	Yds	Int	Yds	Lg	TD	PD	FF	FR	Yds
ARI 9/8	W	1/1	7	5	2	0.0	0.0	0	0	0	0	0	0	0	0
@ATL 9/15	L	1/1	5	4	1	0.0	0.0	0	0	0	0	1	0	0	0
@DAL 9/22	L	1/1	9	8	1	0.0	0.0	0	0	0	0	1	0	0	0
SF 9/26	L	1/1	2	2	0	0.0	0.0	0	0	0	0	0	0	0	0
JAC 10/6	W														
@HOU 10/13	W														
@CAR 10/20	L														
SEA 10/28	L														
TEN 11/3	L														
@IND 11/10	W														
CHI 11/24	W	1/1	3	3	0	0.0	0.0	0	0	0	0	0	0	0	0
@SF 12/1	L	1/1	8	5	3	0.0	0.0	0	0	0	0	1	0	0	0
@ARI 12/8	L	1/1	9	6	3	0.0	0.0	0	0	0	0	0	0	0	0
NO 12/15	W	1/1	5	4	1	0.0	0.0	1	-2	-2	0	0	0	0	0
TB 12/22	W	1/1	4	3	1	1.0	9.0	0	0	0	0	0	0	0	0
@SEA 12/29	L	1/1	4	3	1	0.0	0.0	0	0	0	0	0	0	0	0
TOTAL	7-9	10/10	56	43	13	1.0	9.0	1	-2	-2	0	3	0	0	0



# 44 | JAKE McQUAIDE

<b>Position:</b>	Long Snapper
<b>Ht./Wt.</b>	6-2/244
<b>Birth Date:</b>	12/7/87
<b>College:</b>	Ohio State
<b>Hometown:</b>	Cincinnati, Ohio
<b>Experience:</b>	6th year (6th Rams)
<b>Acquired:</b>	FA-2011

**Career GP/GS (Playoffs):** 91/0 (0/0)



**TRANSACTIONS:** Signed with the Rams (7/27/11)...signed a four-year contract extension in July 2013 to extend his contract into 2017.

**PRO:** Sixth-year pro has played in all 91 games of his career...tallied 832 clean snaps through first five-plus seasons...has made nine tackles on special teams.

**2016 SEASON:** **Week 1 at San Francisco (9/12):** Registered 10 clean snaps... **Week 2 vs. Seattle (9/18):** Notched nine clean snaps...**Week 3 at Tampa Bay (9/25):** Recorded 10 clean snaps... **Week 4 at Arizona (10/2):** Compiled 10 clean snaps in addition to his first special teams tackle of the season...**Week 5 vs. Buffalo (10/9):** Recorded seven clean snaps... **Week 6 at Detroit (10/16):** Registered six clean snaps...**Week 7 vs. New York Giants (10/23):** Recorded nine clean snaps...**Week 9 vs. Carolina (11/6):** Compiled nine clean snaps...**Week 10 at New York Jets (11/13):** Registered 10 clean snaps...**Week 11 vs. Miami (11/20):** Notched 11 clean snaps...**Week 12 at New Orleans (11/27):** Tallied nine clean snaps.

**2015 SEASON:** Played in all 16 games...posted 157 snaps on the season, tallying a season-high 13 snaps and one special teams tackle...**at San Francisco (1/3/16):** Recorded 11 snaps...**at Seattle (12/27):** Posted 10 clean snaps...**vs. Tampa Bay (12/17):** Recorded nine clean snaps for the third consecutive week...**at Cincinnati (11/29):** Recorded six snaps and one special teams tackle...**at Baltimore (11/22):** Posted 11 snaps...**at Minnesota (11/08):** Tallied 13 snaps...**vs. San Francisco (11/01):** Recorded 12 snaps...**vs. Cleveland (10/25):** Tallied 11 snaps...**at Green Bay (10/11):** Posted 9 clean snaps...**at Arizona (10/4):** Recorded 11 clean snaps...**vs. Pittsburgh (9/27):** Registered six clean snaps...**at Washington (9/20):** Notched 12 clean snaps...**vs. Seattle (9/13):** Recorded nine snaps.

**2014 SEASON:** Registered 145 clean snaps... **vs. Denver (11/16):** Recorded 12 clean snaps...**vs. Oakland (11/30):** Notched a career-high 14 clean snaps...**vs. Arizona (12/11):** Tallied 10 clean snaps.

**2013 SEASON:** Played in 16 games...notched 141 clean snaps...**vs. San Francisco (9/26):** Recorded a then career-high 13 clean snaps...**vs. Jacksonville (10/6):** Registered 13 clean snaps for the second consecutive week...**at Indianapolis (11/10):** Recorded 11 clean snaps.

**2012 SEASON:** Recorded 139 consecutive clean snaps...had four special teams tackles...**at Arizona (11/25):** Tallied 12 clean snaps...**vs. San Francisco (12/2):** Registered 12 clean snaps...**at Buffalo (12/9):** Tallied eight clean snaps...recorded one tackle on special teams.

**2011 SEASON:** Recorded 150 consecutive clean snaps...notched two special teams tackles...**vs. New Orleans (10/30):** Tallied 12 clean snaps...**vs. Seattle (11/20):** Made 11 clean snaps...**vs. Arizona (11/27):** Recorded 12 clean snaps...**at San Francisco (12/4):** Recorded eight clean snaps...made one special teams tackle...**vs. Cincinnati (12/18):** Tallied 11 clean snaps...added one special teams tackle.

**COLLEGE:** Originally a walk on at Ohio State...handled long-snapping duties for three years...Special Teams Player of the Week vs. Purdue...received his bachelor's degree in December...academic all-Big Ten...John Galbreath award for academic excellence...NFF Hampshire Honor Society...EE All Star Game as a senior...won Top Ten Tenacious three times as a junior...earned a scholarship beginning in the autumn quarter of his junior year...rotated with Dimitrios Makridis and Jackson Haas on long and short snaps for the Big Ten champions during his freshman year...redshirted as a freshman.

**PERSONAL:** Tight end who had 10 catches for 125 yards as a senior at Elder High in Cincinnati...had no unplayable snaps as a junior or senior...earned the Mr. ZIP award for basketball at Elder...National Honor Society...Student Council communications officer...son of Bev and Kevin McQuaide...has two sisters, Maureen and Katie...married to Abby, and they have a daughter, Quinn...2008-09 Big Ten all-academic...an aeronautical and astronautical engineering major...married wife Abby on March 17, 2012...participated in many community events, including Make-A-Wish Celebrity Server dinner, Taste of the NFL, Love Your Melon Distribution event at Mercy, 6th Annual Playground Build at Marygrove and the All-Community Team Ticket program - 4th Down Fan Club.

**MCQUAIDE'S CAREER SNAP STATISTICS:** RAMS: 2016 (100), 2015 (157), 2014 (145), 2013 (141), 2012 (139), 2011 (150).  
**TOTAL: 832**



# 72 | PACE MURPHY

<b>Position:</b>	<b>Tackle</b>
<b>Ht./Wt.:</b>	<b>6-6/308</b>
<b>Birth Date:</b>	<b>3/2/94</b>
<b>College:</b>	<b>NW Louisiana</b>
<b>Hometown:</b>	<b>Houston, Texas</b>
<b>Experience:</b>	<b>Rookie</b>
<b>Acquired:</b>	<b>UDFA-2016</b>

**Career GP/GS (Playoffs): 0/0 (0/0)**



**TRANSACTIONS:** Signed with the Los Angeles Rams as an undrafted free agent (5/6/16).

**2016 SEASON: Week 1 at San Francisco (9/12):** Declared inactive... **Week 2 vs. Seattle (9/18):** Declared inactive... **Week 3 at Tampa Bay (9/25):** Declared inactive... **Week 4 at Arizona (10/2):** Declared inactive... **Week 5 vs. Buffalo (10/9):** Declared inactive... **Week 6 at Detroit (10/16):** Declared inactive... **Week 7 vs. New York Giants (10/23):** Declared inactive... **Week 9 vs. Carolina (11/6):** Declared inactive... **Week 10 at New York Jets (11/13):** Declared inactive... **Week 11 vs. Miami (11/20):** Declared inactive... **Week 12 at New Orleans (11/27):** Declared inactive.

**COLLEGE:** Made 31 career starts...2015 All-Southland Conference (Second Team), Academic All-Southland Conference, Louisiana Sports Writers Association All-Louisiana College Football Team, second-team Offensive Tackle...was the Demons' top-graded offensive lineman 17 times in his last 23 games...in 2015, started all 11 games and was NSU's best offensive lineman for the second straight season...helped the Demons average 442 yards in their last seven games...elected as one of four permanent team captains for the 2015 Demons...had a perfect 4.0 GPA in his final fall of college football...in 2014, full-time starter in 12 games, graded as Demons' best offensive lineman...earned 2014 All-Southland Conference (Second Team), Louisiana Sports Writers Association All-Louisiana College Football Team (Second Team), Southland Conference Commissioner's Academic Honor Roll...Demons set 30 school records, 26 on offense...in 2013, started eight games, played in 12...in 2012, played in four games as a true freshman, as a backup.

**PERSONAL:** Attended Strake Jesuit College Prep High School...two-time second-team 19-5A All-District in football...also a basketball standout...co-captain of the football team as a senior...three football letters, two in basketball...also played golf and lacrosse...member of the Extreme Anglers Club and played tuba in the band...graduated with a 3.1 GPA...son of James and Dr. Kathleen Murphy...father is a Texas state representative, mother is the faculty at the University of Texas Health Science Center in Houston...one brother, Robert (23), a TCU graduate and an amateur golfer...Pace graduated with a 3.21 GPA from the Louisiana Scholars' College, an accelerated Ivy League-style liberal arts program.



# 52 | ALEC OGLETREE

<b>Position:</b>	Linebacker
<b>Ht./Wt.</b>	6-2/245
<b>Birth Date:</b>	9/25/91
<b>College:</b>	Georgia
<b>Hometown:</b>	Newnan, Ga.
<b>Experience:</b>	4th year (4th Rams)
<b>Acquired:</b>	D1B-2013 (30th)

**Career GP/GS (Playoffs): 47/47 (0/0)**



**TRANSACTIONS:** Selected by St. Louis in the first round (30th overall) of the 2013 NFL Draft (4/25/13).

**PRO:** Led the team in tackles in his first two NFL seasons with 155 as a rookie in 2013 and 169 in 2014...currently leads the Rams with 125 tackles in 2016...has led the Rams in tackles in 29 of his 47 career games played...notched a 98-yard interception-return for a touchdown, tied the NFL record for longest interception return by a linebacker, and the longest return by a rookie linebacker in league history...after obtaining the No. 30 overall pick in a trade with the Atlanta Falcons, St. Louis selected Ogletree, the 10th linebacker drafted by the team in the first round since 1937...became the first linebacker drafted in the first round by the Rams in over a decade...the last linebacker taken in the first round by the Rams was Robert Thomas of UCLA in 2002 (No. 31 overall)...has started 41 games of his four-year career.

**2016 SEASON: Week 1 at San Francisco (9/12):** Started at middle linebacker...notched a team-leading 16 tackles...also had one pass defended...**Week 2 vs. Seattle (9/18):** Finished second on the team with 11 total tackles (10 solo)...recorded a game-clinching forced fumble and fumble recovery in the final minute of the home opener...**Week 3 at Tampa Bay (9/25):** Started at middle linebacker...led the team with 12 tackles (six solo)...also registered two passes defended...leads teh team in tackles on the season...**Week 4 at Arizona (10/2):** Started at middle linebacker...tied for the team lead in tackles with eight (seven solo)...also notched two quarterback hits and one pass defended...**Week 5 vs. Buffalo (10/9):** Started at middle linebacker...tied for the team lead with 10 tackles (eight solo)...recorded two passes defended and one quarterback hit...**Week 6 at Detroit (10/16):** Started at middle linebacker...led the team with 11 tackles (nine solo)...**Week 7 vs. New York Giants (10/23):** Started at middle linebacker...split the team-lead with LB/S Mark Barron with 10 tackles (nine solo)...**Week 9 vs. Carolina (11/6):** Started at middle linebacker...registered 10 tackles (eight solo)...**Week 10 at New York Jets (11/13):** Started at middle linebacker...led the Rams defense with 11 tackles (seven solo)...helped seal the victory by intercepting Jets QB Bryce Petty on the first play following the two-minute warning...the interception was the first of the season for Ogletree and the fourth of his career...**Week 11 vs. Miami (11/20):** Started at middle linebacker...led the team with 13 tackles (10 solo)...**Week 12 at New Orleans (11/27):** Started at middle linebacker...recorded 13 tackles (11 solo)...added one quarterback pressure and two passes defended.

**2015 SEASON:** Finished the season with 55 tackles and 2.0 sacks before being placed on laced on injury reserve/designated to return **(10/26)**...**at Arizona (10/4):** Started at strongside linebacker...led the team for a third-straight week with 11 tackles (11 solo)...left the game in the third quarter with an ankle injury...**vs. Pittsburgh (9/27):** Started at strongside linebacker...for a second-straight week, led the team with 15 tackles (12 solo) and 2.0 sacks...marked his first multi-sack game of his career...**at Washington (9/20):** Started at strongside linebacker...led the team in tackles with 18 (15 solo), for a new single-game high...the last time a Rams defender had 18 or more tackles was London Fletcher with 21 against San Francisco in 2001...**vs. Seattle (9/13):** Started at strongside linebacker...posted 11 tackles (eight solo).

**2014 SEASON:** Led the team in tackles for the second consecutive season with 169 (110 solo), for a new single season high...finished second on the team in passes defended (11) and forced fumbles (five)...started all 16 games...**vs. Dallas (9/21):** Split the team lead in tackles with LB James Laurinaitis with 14 (10 solo)...forced RB DeMarco Murray to fumble...the fumble was recovered by S Cody Davis at the St. Louis 35-yard line and led to a Rams touchdown...marked his first forced fumble and of the season...**at Philadelphia (10/5):** Forced RB LeSean McCoy to fumble, the fumble was recovered by CB E.J. Gaines....marked the second consecutive game that he forced a fumble on the opposing running back...he now has eight career forced fumbles...notched 12 tackles (11 solo)...**at Arizona (11/9):** Nabbed his first interception of the season, second of his career off of QB Carson Palmer and returned it 44 yards...split the team lead in tackles with S T.J. McDonald, each with 12 tackles (six solo)...also had two passes defended, a forced fumble and one hit on the quarterback...**vs. Denver (11/16):** Intercepted QB Peyton Manning...marked his second consecutive game with an interception, the first time he has accomplished the feat in back-to-back performances in his career...led the team in tackles with 12 (10 solo) and one pass defended...**at San Diego (11/23):** Registered 14 tackles (eight solo)...**vs. Oakland (11/30):** Notched 10 tackles (eight solo)...also forced a fumble and had two passes defended...**vs. Arizona (12/11):** Made 11 tackles (five solo)...added two passes defended...**vs. New York Giants (12/21):** Garnered 13 tackles (11 solo)...**at Seattle (12/28):** Registered 11 tackles (seven solo)...also caused RB Marshawn Lynch to fumble, which was recovered by S T.J. McDonald.

**2013 SEASON:** Played and started all 16 games...led the team in tackles with 155 (124 solo), 1.5 sacks, one interception returned 98 yards for a touchdown, seven passes defended and six forced fumbles...the 98-yard interception-return tied the NFL record for longest interception return by a linebacker, and the longest return by a rookie linebacker in league history...**vs. Arizona (9/8):** Earned his first career NFL start at linebacker...recorded a team-high 11 tackles (nine solo)...forced one fumble...**at Atlanta (9/15)**



# ALECOGLETREE GAME-BY-GAME STATISTICS CONTINUED

## 2014 ST. LOUIS RAMS

Game	W/L	P/S	T	S	A	Sk	Yds	Int	Yds	Lg	TD	PD	FF	FR	Yds
MIN 9/7	L	1/1	7	4	3	0.0	5	0	0	0	1	0	0	0	0
@TB 9/14	W	1/1	8	5	3	0.0	0	0	0	0	0	0	0	0	0
DAL 9/21	L	1/1	14	10	4	0.0	0	0	0	0	0	1	0	0	0
PHI 10/5	L	1/1	12	11	1	0.0	0	0	0	0	0	1	0	0	0
SF 10/13	L	1/1	7	7	0	0.0	0	0	0	0	0	0	0	0	0
SEA 10/19	W	1/1	10	6	4	0.0	0	0	0	0	0	0	0	0	0
@KC 10/26	L	1/1	11	5	6	0.0	0	0	0	0	0	0	0	0	0
@SF 11/2	W	1/1	10	4	6	0.0	0	0	0	0	1	0	0	0	0
@ARI 11/9	L	1/1	12	6	6	0.0	0	1	44	44	0	2	1	0	0
DEN 11/16	W	1/1	12	10	2	0.0	0	1	0	0	1	0	0	0	0
@SD 11/23	L	1/1	14	8	6	0.0	0	0	0	0	0	0	0	0	0
OAK 11/30	W	1/1	10	8	2	0.0	0	0	0	0	2	1	0	0	0
@WAS 12/7	W	1/1	7	3	4	0.0	0	0	0	0	2	0	0	0	0
ARI 12/11	L	1/1	11	5	6	0.0	0	0	0	0	2	0	0	0	0
NYG 12/21	L	1/1	13	11	2	0.0	0	0	0	0	0	0	0	0	0
@SEA 12/28	L	1/1	11	7	4	0.0	0	0	0	0	0	1	0	0	0
TOTAL	6-10	16/16	169	110	59	0.0	0	2	44	44	0	11	5	0	0

## 2013 ST. LOUIS RAMS

Game	W/L	P/S	T	S	A	Sk	Yds	Int	Yds	Lg	TD	PD	FF	FR	Yds
ARI 9/8	W	1/1	11	9	2	0.0	0	0	0	0	0	0	1	0	0
@ATL 9/15	L	1/1	9	8	1	0.0	0	0	0	0	0	2	0	0	0
@DAL 9/22	L	1/1	10	7	3	0.0	0	0	0	0	0	0	0	0	0
SF 9/26	L	1/1	11	9	2	0.0	0	0	0	0	0	0	1	0	0
JAC 10/6	W	1/1	7	6	1	0.0	0	0	0	0	0	1	0	0	0
@HOU 10/13	W	1/1	11	10	1	0.0	0	1	98t	98t	1	0	1	0	0
@CAR 10/20	L	1/1	7	6	1	0.0	0	0	0	0	0	0	0	0	0
SEA 10/28	L	1/1	3	2	1	0.0	0	0	0	0	0	0	0	0	0
TEN 11/3	L	1/1	7	6	1	0.0	0	0	0	0	0	1	0	0	0
@IND 11/10	W	1/1	6	5	1	0.0	0	0	0	0	0	1	0	0	0
CHI 11/24	W	1/1	15	10	5	0.0	0	0	0	0	0	0	0	0	0
@SF 12/1	L	1/1	12	9	3	0.0	0	0	0	0	0	0	1	0	0
@ARI 12/8	L	1/1	12	10	2	1.0	7	0	0	0	0	0	1	0	0
NO 12/15	W	1/1	13	10	3	0.0	0	0	0	0	0	1	0	0	0
TB 12/22	W	1/1	10	9	1	0.5	1.5	0	0	0	0	0	2	0	0
@SEA 12/29	L	1/1	11	8	3	0.0	0	0	0	0	0	1	0	0	0
TOTAL	7-9	16/16	155	124	31	1.5	8.5	1	98t	98t	1	7	7	0	0





# 83 | BRIAN QUICK

Position:	Wide Receiver
Ht./Wt.:	6-3/218
Birth Date:	6/5/89
College:	Appalachian State
Hometown:	Columbia, S.C.
Experience:	5th year (5th Rams)
Acquired:	D2A-2012

Career GP/GS (Playoffs): 62/19 (0/0)



**TRANSACTIONS:** Placed on reserve/injured (10/29/14)...selected by St. Louis in the second round (33rd overall) of the 2012 NFL Draft (4/27/12).

**PRO:** Fifth-year pro has played in 62 career games with 19 starts...tallied 94 career catches for 1,380 yards and 10 touchdowns in first five seasons.

**2016 SEASON: Week 1 at San Francisco (9/12):** Saw action at wide receiver...caught three passes for 23 yards...**Week 2 vs Seattle (9/18):** Caught one pass for eight yards. **Week 3 at Tampa Bay (9/25):** Caught two passes for 53 yards, including a 44-yard touchdown reception...caught the Los Angeles Rams first touchdown reception since Jermaine Ross in Week 16 of the 1994 season finale against Washington, in Anaheim Stadium...**Week 4 at Arizona (10/2):** Hauled in a 65-yard touchdown reception, which marked his second-consecutive game with a 45-plus yard receiving touchdown...marks the second longest reception of his career...added a four-yard touchdown reception...**Week 5 vs. Buffalo (10/9):** Recorded three catches for 51 yards...**Week 6 at Detroit (10/16):** Caught five passes for 61 yards...**Week 7 vs. New York Giants (10/23):** Recorded four receptions for 92 yards, averaging 23.0 yards a catch...**Week 9 vs. Carolina (11/6):** Hauled in four receptions for 48 yards...**Week 10 at New York Jets (11/13):** Caught two passes for 16 yards...**Week 11 vs. Miami (11/20):** Caught three passes for 21 yards...**Week 12 at New Orleans (11/27):** Recorded one catch for three yards.

**2015 SEASON: vs. Tampa Bay (12/17):** Started at wide receiver...**vs Chicago (11/15):** Made one catch for 37 yards.

**2014 SEASON:** Started six-of-seven games played before being placed on reserve/injured (10/29)...racked up 25 catches for 375 yards for new season-highs in both categories...**vs. Minnesota (9/7):** Started at wide receiver...caught a team-leading seven passes for 99 yards, setting new personal bests in receptions and receiving yards..**at Tampa Bay (9/14):** Started at wide receiver...led the team in receptions and receiving yards for the second consecutive game...tallied seven receptions for 74 yards...**vs. Dallas (9/21):** Started at wide receiver...notched his first touchdown of the season (fifth career) on a 51-yard reception from QB Austin Davis...marks the longest offensive play of the season for the Rams...**at Philadelphia (10/5):** Started at wide receiver...connected with QB Austin Davis on an 8 yard touchdown reception for his second touchdown of the season...added a 5 yard touchdown reception for his first multi-touchdown game of his career...has surpassed his touchdown totals from '12 and '13 with three touchdowns on the season and seven career...finished the game with a team-leading five receptions for 87 yards...**at Kansas City (10/26):** Started at wide receiver...caught one pass for 10 yards...left the game with an arm injury and did not return.

**2013 SEASON:** Played in 16 games with four starts...caught 18 passes for 302 yards, including a long of 73 yards and two touchdowns...**at Houston (10/13):** Hauled in his first touchdown of the season, a four yard reception, marks the third of his career...**at Carolina (10/20):** Caught two passes for a career high 97 yards, including a long of 73, the team's longest play from scrimmage this season...**at San Francisco (12/1):** Caught three passes for 41 yards, including a long of 29...caught a three-yard touchdown pass...marks his second touchdown of the year, fourth career.

**2012 SEASON:** Caught 11 passes for 156 yards and two touchdowns...**at Detroit (9/9):** Played in his first career game...**vs. Seattle (9/30):** Caught first NFL reception for 19 yards from QB Sam Bradford...**vs. Green Bay (10/21):** Hauled in two receptions for 31 yards, including a season-long 22-yard reception...**vs. New England (10/28):** Caught a career-long 39-yard reception from QB Kellen Clemens...**at San Francisco (11/11):** Earned his first NFL start...hauled in a 36-yard touchdown pass from QB Sam Bradford on the first drive of the game, the catch marked his first career touchdown...**vs. Minnesota (12/16):** Hauled in two receptions for 12 yards, including one four-yard touchdown catch.

**COLLEGE:** Started 36-of-54 games...caught 202 passes for 3,418 yards and 31 touchdowns...holds the school career-record with his 202 catches, topping the previous mark of 200 by DaVon Fowlkes (2001-04), as that total placed fifth on the Southern Conference all-time record chart...his 3,418 receiving yards set another ASU record, as he joined Rick Beasley (3,124; 1978-80) as the only Mountaineers to gain over 3,000 yards receiving for a career...one of only seven Southern Conference performers to reach 3,000 yards, finishing fourth in league annals...established a school record with 31 touchdown catches, breaking the old mark of 25 scoring grabs by Bob Agle (1965-68), as Quick joined Andre Roberts of The Citadel (37; 2006-09) and Terrell Hudgins of Elon (52; 2006-09) as the only conference players to record at least 30 touchdown catches in a career...His 1,096 receiving yards in 2011 rank fourth; 982 yards in 2009 rank sixth and 844 yards in 2010 rank 10th on the ASU season-record chart... Health Promotion major.

**PERSONAL:** Lettered in basketball at Ridge View (Columbia, S.C.) High School before lettering in football as a senior...made

the most of his first year of organized football since Little League, coming up with 885 receiving yards and 11 touchdowns as a senior...participated in the prestigious Shrine Bowl of the Carolinas, after earning All-State, All-Region and All-Area gridiron selections, in addition to being named the team's offensive MVP...son of Shirley Quick and Jimmy Duncan...born Brian Rumeal Quick...resides in Columbia, South Carolina...participated in many community events, including the Taste of the NFL, Autism Speaks Family Fun Night, and the All-Community Team Ticket program - Quick's Pack.

## BRIAN QUICK NFL STATISTICS

### REGULAR SEASON

Year	Team	G/S	Receiving				Rushing					
			No	Yds	Avg	Lg	TD	Att	Yds	Avg	Lg	TD
2012	RAMS	15/1	11	156	14.2	39	2	0	0	0	0	0
2013	RAMS	16/5	18	302	16.8	73	2	0	0	0	0	0
2014	RAMS	7/7	25	375	15.0	51t	3	0	0	0	0	0
2015	RAMS	13/2	10	102	10.2	37	0	0	0	0	0	0
2016	RAMS	11/4	30	445	14.8	65t	3	0	0	0	0	0
<b>TOTALS</b>		<b>62/19</b>	<b>94</b>	<b>1,380</b>	<b>14.7</b>	<b>73</b>	<b>10</b>	<b>0</b>	<b>0</b>	<b>0</b>	<b>0</b>	<b>0</b>

### SINGLE GAME HIGHS

Receptions- 7, twice, last at Tampa Bay (9/14/14)

Reception Yards- 99, vs. Minnesota (9/7/14)

Touchdowns- 2, twice, last at Arizona (10/2/16)

Longest Reception- 73, at Carolina (11/24/13)

## BRIAN QUICK GAME-BY-GAME STATISTICS

### 2016 LOS ANGELES RAMS

Game	W/L	P/S	Receiving				Rushing				
			No	Yds	Avg	Lg	TD	Att	Yds	Avg	Lg
@SF 9/12	L	1/0	3	23	7.7	15	0	0	0.0	0	0
SEA 9/18	W	1/1	1	8	8.0	0	0	0	0.0	0	0
@TB 9/25	W	1/0	2	53	26.5	44t	1	0	0.0	0	0
@ARI 10/2	W	1/1	2	69	34.5	65t	2	0	0.0	0	0
BUF 10/9	L	1/1	3	51	17.0	31	0	0	0.0	0	0
@DET 10/16	L	1/1	5	61	12.2	19	0	0	0.0	0	0
NYG 10/23	L	1/1	4	92	23.0	48	0	0	0.0	0	0
CAR 11/6	L	1/0	4	48	12.0	27	0	0	0.0	0	0
@NYJ 11/13	W	1/0	2	16	8.0	10	0	0	0.0	0	0
MIA 11/20	L	1/0	3	21	7.0	9	0	0	0.0	0	0
@NO 11/27	L	1/0	1	3	3.0	3	0	0	0.0	0	0
@NE 12/4	0/0	0/0	0	0	0.0	0	0	0	0.0	0	0
ATL 12/11	0/0	0/0	0	0	0.0	0	0	0	0.0	0	0
@SEA 12/15	0/0	0/0	0	0	0.0	0	0	0	0.0	0	0
SF 12/24	0/0	0/0	0	0	0.0	0	0	0	0.0	0	0
ARI 1/1/17	0/0	0/0	0	0	0.0	0	0	0	0.0	0	0
<b>TOTALS</b>	<b>4-7</b>	<b>11/4</b>	<b>30</b>	<b>445</b>	<b>14.8</b>	<b>65t</b>	<b>3</b>	<b>0</b>	<b>0.0</b>	<b>0</b>	<b>0</b>

### 2015 ST. LOUIS RAMS

Game	W/L	P/S	Receiving				Rushing					
			No	Yds	Avg	Lg	TD	Att	Yds	Avg	Lg	TD
SEA 9/13	W								Inactive			
@WASH 9/20	L								Inactive			
PIT 9/27	L								Inactive			
@ARI 10/4	W	1/0	0	0	0.0	0	0	0	0	0	0	
@GB 10/11	L	1/0	1	10	10.0	10	0	0	0	0	0	
CLE 10/25	W	1/0	0	0	0.0	0	0	0	0	0	0	
SF 11/1	W	1/0	1	5	5.0	5	0	0	0	0	0	
@MIN 11/8	L	1/0	1	-1	-1.0	-1	0	0	0	0	0	
CHI 11/15	L	1/0	1	37	37.0	37	0	0	0	0	0	
@BAL 11/22	L	1/0	0	0	0.0	0	0	0	0	0	0	
@CIN 11/29	L	1/0	2	8	4.0	5	0	0	0	0	0	
ARI 12/6	L	1/0	1	14	14.0	14	0	0	0	0	0	
DET 12/13	W	1/0	0	0	0.0	0	0	0	0	0	0	
TB 12/17	W	1/1	0	0	0.0	0	0	0	0	0	0	
@SEA 12/27	0/0	0/0	0	0	0.0	0	0	0	0	0	0	
@SF 1/3/16	0/0	0/0	0	0	0.0	0	0	0	0	0	0	
<b>TOTAL</b>	<b>6-8</b>	<b>11/1</b>	<b>7</b>	<b>73</b>	<b>10.4</b>	<b>37</b>	<b>0</b>	<b>0</b>	<b>0</b>	<b>0</b>	<b>0</b>	

# BRIAN QUICK GAME-BY-GAME STATISTICS

## 2014 ST. LOUIS RAMS

Game	W/L	P/S	Receiving				Rushing				Lg	TD
			No	Yds	Avg	Lg	TD	Att	Yds	Avg		
MIN 9/7	L	1/1	7	99	14.1	23	0	0	0	0.0	0	0
@TB 9/14	W	1/1	7	74	10.6	16	0	0	0	0.0	0	0
DAL 9/21	L	1/1	2	62	31.0	51	1	0	0	0.0	0	0
@PHI 10/5	L	1/1	5	87	17.4	43	2	0	0	0.0	0	0
SF 10/13	L	1/0	1	10	10.0	10	0	0	0	0.0	0	0
SEA 10/19	W	1/1	2	33	16.5	19	0	0	0	0.0	0	0
@KC 10/26	L	1/1	1	10	10.0	10	0	0	0	0.0	0	0
@SF 11/2												
@ARI 11/9												
DEN 11/16												
@SD 11/23												
OAK 11/30												
@WAS 12/7												
ARI 12/11												
NYG 12/21												
@SEA 12/28												
TOTAL	2-5	7/6	25	375	15.0	51t	3	0	0	0.0	0	0

## 2013 ST. LOUIS RAMS

Game	W/L	P/S	Receiving				Rushing				Lg	TD
			No	Yds	Avg	Lg	TD	Att	Yds	Avg		
ARI 9/8	W	1/0	1	16	16.0	16	0	0	0	0.0	0	0
@ATL 9/15	L	1/0	1	15	15.0	15	0	0	0	0.0	0	0
@DAL 9/22	L	1/0	1	7	7.0	7	0	0	0	0.0	0	0
SF 9/26	L	1/0	1	12	12.0	12	0	0	0	0.0	0	0
JAC 10/6	W	1/0	2	45	22.5	28	0	0	0	0.0	0	0
@HOU 10/13	W	1/1	1	4	4.0	4t	1	0	0	0.0	0	0
@CAR 10/20	L	1/1	2	97	48.5	73	0	0	0	0.0	0	0
SEA 10/28	L	1/0	0	0	0.0	0	0	0	0	0.0	0	0
TEN 11/3	L	1/0	2	30	15.0	20	0	0	0	0.0	0	0
@IND 11/10	W	1/1	0	0	0.0	0	0	0	0	0.0	0	0
CHI 11/24	W	1/0	2	19	9.5	16	0	0	0	0.0	0	0
@SF 12/1	L	1/0	3	41	13.7	29	1	0	0	0.0	0	0
@ARI 12/8	L	1/0	0	0	0.0	0	0	0	0	0.0	0	0
NO 12/15	W	1/0	0	0	0.0	0	0	0	0	0.0	0	0
TB 12/22	W	1/1	2	16	8.0	9	0	0	0	0.0	0	0
@SEA 12/29	L	1/0	0	0	0.0	0	0	0	0	0.0	0	0
TOTAL	7-9	16/4	18	302	16.8	73	2	0	0	0.0	0	0

## 2012 ST. LOUIS RAMS

Game	W/L	P/S	Receiving				Rushing				Lg	TD
			No	Yds	Avg	Lg	TD	Att	Yds	Avg		
@DET 9/9	L	1/0	0	0	0.0	0	0	0	0	0.0	0	0
WAS 9/16	W	1/0	0	0	0.0	0	0	0	0	0.0	0	0
@CHI 9/23	L											
SEA 9/30	W	1/0	1	19	19.0	19	0	0	0	0.0	0	0
ARI 10/4	W	1/0	0	0	0.0	0	0	0	0	0.0	0	0
@MIA 10/14	L	1/0	1	1	1.0	1	0	0	0	0.0	0	0
GB 10/21	L	1/0	2	31	15.6	22	0	0	0	0.0	0	0
NE 10/28	L	1/0	1	39	39.0	39	0	0	0	0.0	0	0
@SF 11/11	T	1/1	1	36t	36.0	36t	1	0	0	0.0	0	0
NYJ 11/18	L	1/0	1	9	9.0	9	0	0	0	0.0	0	0
@ARI 11/25	W	1/0	0	0	0.0	0	0	0	0	0.0	0	0
SF 12/2	W	1/0	1	3	3.0	3	0	0	0	0.0	0	0
@BUF 12/9	W	1/0	1	6	6.0	6	0	0	0	0.0	0	0
MIN 12/16	L	1/0	2	12	6.0	8	1	0	0	0.0	0	0
@TB 12/23	W	1/0	0	0	0.0	0	0	0	0	0.0	0	0
@SEA 12/30	L	1/0	0	0	0.0	0	0	0	0	0.0	0	0
TOTALS	7-8-1	15/1	11	156	14.2	39	2	0	0	0.0	0	0



# 94 | ROBERT QUINN

Position:	Defensive End
Ht./Wt.:	6-4/264
Birth Date:	5/18/90
Hometown:	Ladson, S.C.
Experience:	6th year (6th Rams)
Acquired:	D1-2011

Career GP/GS (Playoffs): 80/62 (0/0)



**TRANSACTIONS:** Re-signed with the Rams (9/13/14)...drafted in the first round (14th overall) in the 2011 NFL Draft by the St. Louis Rams.

**PRO:** Six-year pro has played in 80 games with 62 starts...named to the 2014 and 2015 Pro Bowls, earned team-captain honor in 2014...also earned First-Team All-Pro honors following the 2013 and 2014 seasons...named Pro Football Writers of America 2013 Defensive Player of the Year...notched 19.0 sacks during 2013 season, second-best in the NFL...2013 sack total set a new franchise record, topping Kevin Carter's 17.0 in 1999...posted career statistics of 209 tackles (130 solo), 54.0 sacks, 12 passes defended, 18 forced fumbles and two fumble recoveries.



**2016 SEASON: Week 1 at San Francisco (9/12):** Started at defensive end...recorded four tackles (two solo)...**Week 2 vs Seattle (9/18):** Registered a strip-sack on Seattle QB Russell Wilson...also recorded one solo tackle...credited with four quarterback hurries. **Week 3 at Tampa Bay (9/25):** Recorded a strip-sack for a 10-yard loss on QB Jameis Winston...had two quarterback hurries and two quarterback pressures...Quinn sealed the win by tackling Winston on 10-yard scramble on the final play of the game, and now has a strip-sack in back-to-back games...since the start of the 2012 season, has forced 18 fumbles, the highest total in the NFL in that time frame...**Week 4 at Arizona (10/2):** Pressured the quarterback four times...contributed to a defense that has seven forced fumbles and three interceptions on the season...**Week 5 vs. Buffalo (10/9):** Declared inactive...**Week 6 at Detroit (10/16):** Declared inactive...**Week 7 vs. New York Giants (10/23):** Recorded one tackle and pressured QB Eli Manning once...**Week 9 vs. Carolina (11/6):** Started at defensive end...recorded a tackle...pressured Panthers QB Cam Newton three times...**Week 10 at New York Jets (11/13):** Tallied three tackles (one solo)...recorded two passes defended...**Week 11 vs. Miami (11/20):** Recorded his third sack of the season, 53rd of his career, on QB Ryan Tannehill for a 10-yard loss...**Week 12 at New Orleans (11/27):** Recorded one tackle and sacked QB Drew Brees for a six yard loss, his fourth of the season and 54th of his career.

**Most Sacks by a Ram in a Season in Franchise History**  
Robert Quinn, 19.0, 2013  
Kevin Carter, 17.0, 1999  
Leonard Little, 14.5, 2001  
*\*Since the sack became an official stat in 1982.*

**2015 SEASON:** Notched 5.0 sacks in eight games before being placed on reserve/injured (12/17/15)...**vs. San Francisco (11/1):** Sacked QB Colin Kaepernick for five yards...also tallied two solo tackles and two passes defended...**at Green Bay (10/11):** Sacked QB Aaron Rodgers and made six tackles (five solo)...forced his league-leading third fumble of the season...**vs. Pittsburgh (9/27):** Recorded 1.0 sack for 11 yards and forced a fumble...leads the NFL in forced fumbles since 2013 with 14...also had one solo tackle...**at Washington (9/20):** Made five tackles (one solo) and forced a fumble...**vs. Seattle (9/13):** Started at defensive end...recorded 2.0 sacks for five yards...also made three tackles (two solo), two quarterback pressures and two hits on the quarterback.

**2014 SEASON:** Nominated to second-consecutive Pro Bowl and First-Team All-Pro honors...garnered 61 tackles (42 solo), 10.5 sacks, and led the team in forced fumbles with seven...marked third consecutive season with at least 10-plus sacks...finished the season with a team-leading 24 quarterback hits and second on the team with 37 quarterback pressures...**vs. Minnesota (9/7):** Tallied two tackles (one solo), two quarterback pressures and four hits on the quarterback...**at Tampa Bay (9/14):** Registered six tackles (four solo)...added two pressures and two hits on the quarterback...**vs. Seattle (10/19):** Recorded his first sack of the season on QB Russell Wilson...also made six tackles (four solo), two quarterback pressures and one hit on the quarterback...**at Kansas City (10/26):** Forced QB Alex Smith to fumble, marked his first forced fumble of the season...also had two sacks on Smith, in back-to-back plays...the last time Quinn posted sacks in back-to-back plays was against Seattle (10/28/13) when he took down QB Russell Wilson two times to end the half...marked his second consecutive game with a sack and first multi-sack game of the year...recorded six tackles (four solo, one quarterback hit and one pressure...**at San Francisco (11/2):** Registered 2.0 sacks on QB Colin Kaepernick...also forced Kaepernick to fumble and it was recovered by DE Eugene Sims, which helped set up the Rams' three-play scoring drive...marked his second consecutive game with 2.0 sacks and third consecutive game with a sack...also had four tackles (three solo)...**at Arizona (11/9):** Started at defensive end...notched a sack on QB Carson Palmer...marked his fourth consecutive game with at least 1.0 sack...also recorded five tackles (three solo), four quarterback pressures and one hit on the quarterback...**at San Diego (11/23):** Had one assisted tackle and a season-high six quarterback pressures...also recorded two hits on the quarterback and one pass defended...**vs. Oakland (11/30):** Recorded 3.0 sacks...marked his only 3.0 sack performance of the season and fifth career game with at least 3.0 sacks...his second sack was paired with a caused fumble, which was recovered by DE Chris Long...added a second forced fumble...also had five solo tackles...**at Washington (12/7):** Split

a sack on QB Colt McCoy with LB James Laurinaitis and recorded a solo sack...to push his season total to 10.5 sacks this season and 45.0 for his career...notched three tackles (two solo), one pass defensed and two forced fumbles...**vs. New York Giants (12/21)**: Notched five tackles (four solo), two quarterback pressures and one hit on the quarterback.

**2013 SEASON**: Started 16 games...tallied 57 tackles (41 solo), 19.0 sacks, seven forced fumbles, two fumble recoveries... named 2014 Pro Bowl captain, also eaned First-Team All-Pro honors and Pro Football Writers of America Defensive Player of the Year...tallied five multi-sack games, including three contests in which he recorded 3.0 sacks...voted by teammates as the Daniel F. Reeves Award recipient, Rams' team award for most valuable player...**vs. Arizona (9/8)**: Put together an defensive performance featuring 3.0 sacks, tying his single game record...also forced two fumbles...added two assisted tackles in season opener...named defensive player of the week...**at Atlanta (9/15)**: Recorded five solo tackles, including three for loss...added 1.0 sack, his second consecutive game with a sack...**vs. San Francisco (9/26)**: Recorded two tackles (one solo)...added 1.0 sack...**at Houston (10/13)**: Tallied 1.0 sack, bringing his season total to 6.0...also forced one fumble...**at Carolina (10/20)**: Recorded 1.0 sack for a season total of 7.0...added five tackles (four solo)...**vs. Seattle (10/28)**: Notched 3.0 sacks for a season total of 10.0...added three tackles (one solo)...**at Indianapolis (11/10)**: Sacked Colts QB Andrew Luck twice for a total loss of 24 yards and a season total of 12.0 sacks...forced Luck to fumble, was recovered by DE Chris Long and returned 45 yards for a score... added two tackles (one solo)...**vs. Chicago (11/24)**: Sacked Bears QB Josh McCown, stripped the ball and returned the fumble 31 yards for a touchdown...marks first career touchdown...added five tackles (three solo) and seven quarterback pressures...**vs. New Orleans (12/15)**: Notched 2.0 sacks for a season total of 15.0...continues to lead the NFC in sacks...forced QB Drew Brees to fumble early in the second quarter...stripped Brees of the ball a second time and recovered the fumble...gives him an NFL-leading eight forced fumbles...marks his second fumble recovery of the season...added six tackles (four solo), including one for loss...tallied four quarterback pressures and three hits on Brees, including one that altered the pass and led to a T.J. McDonald interception in the first quarter...**vs. Tampa Bay (12/22)**: Recorded 3.0 sacks for a season total of 18.0...set a franchise record for most sacks in a single season surpassing Kevin Carter's 1999 record of 17.0...leads the NFL in sacks...marks his third game with 3.0 sacks this season...added three solo tackles, including one for loss...tallied two quarterback hits and one pressure on Tampa Bay's Mike Glennon...**at Seattle (12/29)**: Notched 1.0 sack for a season total of 19.0...added four tackles, including three for loss.

**2012 SEASON**: Finished second NFL season with 10.5 sacks, second among Rams...also second among Rams with 25 quarterback pressures and 17 quarterback hits...had 40 total tackles...**at Detroit (9/9)**: Recorded one sack for a loss of nine yards, marking the Rams' first sack of the season and the sixth of his career...tallied four tackles (three solo)...**vs. Washington (9/16)**: Posted one sack for a loss of nine yards, marking his second consecutive game with at least one sack...leads the Rams in sacks with two...added five tackles (three solo)...**vs. Seattle (9/30)**: Notched his third sack of the season after taking down QB Russell Wilson on a third down play in the fourth quarter for an 8-yard loss...led the Rams in sacks...added two solo tackles...**vs. Arizona (10/4)**: Posted a new career high in single-game sacks with three for a combined loss of 19 yards...forced a fumble in the fourth quarter to seal the Rams' 17-3 win, marking the Rams' first forced fumble of the season and the second of his career...finished first on the defensive line in tackles with six (two solo) and added one pass defensed...**vs. Green Bay (10/21)**: Started at right defensive end...sacked Packers' QB Aaron Rodgers for a four yard loss in Green Bay's opening drive, marked his seventh sack of the season and 12th career...also recorded one assisted tackle...**at San Francisco (11/11)**: Started at right defensive end...led the team with 1.5 sacks alongside rookie defensive tackle Michael Brockers...**at Buffalo (12/9)**: Started at right defensive end... recorded two tackles (one solo)...logged one sack for a loss of nine after taking down QB Ryan Fitzpatrick on the Bills' final drive of the game...**at Seattle (12/30)**: Started at right defensive end...pushed his season sack total to 10.5 after bringing down Seattle QB Russell Wilson for a loss of two yards..with the sack, he and fellow defensive lineman Chris Long became the first pair of Rams to record double-digit sack numbers in a single season since Grant Wistrom and Kevin Carter generated 11 and 10 sacks, respectively, in 2000...also recorded two assisted tackles.

### NFC Special Teams Player of Week 8

**2011 SEASON**: Tallied five sacks in rookie campaign...also made 20 tackles (nine solo)...**at New York Giants (9/19)**: Made his NFL debut, seeing action on defense and special teams...sacked Giant's QB Eli Manning for a loss of eight yards...recorded two tackles (one solo)...**vs. New Orleans (10/30)**:

Played on defense and special teams...blocked a Thomas Morstead punt to give St. Louis the ball at the New Orleans 15-yard line and set up a touchdown run by Steven Jackson two plays later...also recorded second sack of the season...made one solo tackle on defense and caused one fumble...**at Arizona (11/6)**: Played on defense and special teams...tallied his third sack of the season when he dropped QB John Skelton for a loss of nine yards...second consecutive game with a sack...**vs. Seattle (11/20)**: Saw action on defense and special teams...recorded his fourth sack of the season when he dropped QB Tarvaris Jackson... also partially deflected a punt in the first quarter...**vs. Arizona (11/27)**: Saw action on defense and special teams...notched his fifth sack of the season...marked back-to-back games with at least one sack for the second time of the season...**vs. Cincinnati (12/18)**: Made his first NFL start at right defensive end...partially blocked a punt in the second quarter that traveled just 21 yards... marked the third time this season he has deflected or blocked a punt.

**PERSONAL**: Attended Fort Dorchester High School (Ladson, S.C.)...senior season was shortened, but had 54 tackles with five sacks, 10 TFL and 21 quarterback hurries before surgery...member of South Carolina's Shrine Bowl team and the U.S. Army All-American Game...All-American choice by SuperPrep and Tom Lemming...member of the Atlanta Journal-Constitution Super Southern 100...ranked the seventh-best player in South Carolina by SuperPrep... rated the 11th-best defensive end in the country by ESPN.com...rated a four-star prospect by Rivals.com, as that recruiting service listed him as the 18th-best strong-side defensive end in the country, and the 10th-best recruit in the state of South Carolina... given a four-star rating by Scout.com, who ranked him as the 19th-best defensive end in the country... three-time defending state heavyweight champion for the Fort Dorchester wrestling squad...son of Maria and James Quinn...nickname is "El Roy"...participated in many community events, including Rob Quinn's Pro's Strike for Africa Bowling Event, Make-A-Wish Celebrity Server Dinner, Urban League Turkey Distribution, Ronald McDonald House Charities and Big Plays Little Wishes to benefit Big Brothers Big Sisters.






# 34 | CHASE REYNOLDS

Position: Running Back  
 Ht./Wt.: 6-0/205  
 Birth Date: 6/5/89  
 College: Montana  
 Hometown: Drummond, Mont.  
 Experience: 4th year (4th Rams)  
 Acquired: FA-2012

Career GP/GS (Playoffs): 54/0 (0/0)



**TRANSACTIONS:** Signed a future/reserve contract with St. Louis (1/2/12)...spent time on the Rams practice squad during the 2011 and 2012 seasons...signed by St. Louis (8/18/11)...released by the Seattle Seahawks (8/14/11)...signed by Seattle as an unrestricted free agent (8/2/11).

**PRO:** Played in 54 career games...a key special teams contributor has registered 36 tackles in four seasons.

**2016 SEASON: Week 1 at San Francisco (9/12):** Saw action on special teams...tallied two tackles...**Week 2 vs Seattle (9/18):** Took significant snap on special teams. **Week 3 at Tampa Bay (9/25):** Took a majority of the special teams reps, while recording two solo tackles...**Week 4 at Arizona (10/2):** Recorded two special teams tackles...**Week 5 vs. Buffalo (10/9):** Recorded a tackle on special teams...**Week 6 at Detroit (10/16):** Recored a tackle on special teams for the third straight game...**Week 7 vs. New York Giants (10/23):** Recorded two special teams tackles...has recorded a special teams tackle in four consecutive games...**Week 9 vs. Carolina (11/6):** Saw action on nearly all 22 special teams snaps...**Week 10 at New York Jets (11/13):** Notched one special teams tackle...tied for the team lead with seven...**Week 11 vs. Miami (11/20):** Took a majority of the special teams snaps...**Week 12 at New Orleans (11/27):** Took a majority of the special teams snaps.

**2015 SEASON:** Played in 12 games and made four special teams tackles...**vs. Detroit (12/13):** Saw action on special teams and made one tackle...**vs Chicago (11/15):** Saw action on special teams and made one tackle...**vs. San Francisco (11/1):** Saw action on special teams and made one tackle.

**2014 SEASON:** Played in 15 games...finished the season with a team-leading 19 special teams tackles...recorded two special teams tackles in seven games (at Seattle, at Arizona, at San Francisco, vs. Seattle, vs. Dallas, at Tampa Bay, vs. Minnesota).

**2013 SEASON:** Played in 16 games...saw most action on special teams...tallied six special teams tackles... **vs Arizona (9/8):** Saw first NFL action on special teams...**at Atlanta (9/15):** Saw action on special teams...recorded one tackle.

**COLLEGE:** Led the Big Sky conference at Montana with seven 100-yard rushing games, including a career-high 241 yards (the second most in single-game history) against Weber State...set a school record with 321 rushing attempts...accumulated 144 points, breaking the record of 138 that he had set the previous season... also set a Grizzly record by scoring 24 total touchdowns, surpassing the mark of 23 he had set the year before...was a first team All-Big Sky selection...in 2009, rushed for 1,501 yards, and scored 22 rushing touchdowns, tying his record from 2008 season.

**PERSONAL:** Married to Mrs. Montana 2011, Kila Reynolds...the couple has three children, son Talen, and daughters Peyton and Tenley...participated in many community events, including Make-A-Wish Celebrity Server Dinner, American Cancer Society Crucial Catch Survivor Reception Host, Motion for Kids Holiday Party, and the Jack & J.T. Snow Research Foundation Easter Egg Hunt...also coached football, basketball and baseball for the Mid Rivers Eagles, a part of the St. Peter's Athletic Association.

## CHASE REYNOLDS NFL STATISTICS

### REGULAR SEASON

Year	Team	G/S	ST Tackles
2013	RAMS	16/0	6
2014	RAMS	15/0	19
2015	RAMS	12/0	4
2016	RAMS	11/0	7
<b>TOTALS</b>		<b>54/0</b>	<b>36</b>



# 65 | DEMETRIUS RHANEY

Position:	Offensive Lineman
Ht./Wt.:	6-2/301
Birth Date:	6/22/92
College:	Tennessee State
Hometown:	Ft. Lauderdale, Fla.
Experience:	2nd year (2nd Rams)
Acquired:	D7D-2014

Career GP/GS (Playoffs): 27/1 (0/0)



**TRANSACTIONS:** Placed on reserve/injured (8/26/14)...selected by the Rams in the seventh round (250th overall) of the 2014 NFL Draft (5/10/14).

**2016 SEASON:** **Week 1 at San Francisco (9/12):** Saw action on special teams...**Week 2 vs Seattle (9/18):** Saw action on special teams...**Week 3 at Tampa Bay (9/25):** Saw action on special teams...**Week 4 at Arizona (10/2):** Took some special teams reps...**Week 5 vs. Buffalo (10/9):** Saw action on special teams...**Week 6 at Detroit (10/16):** Saw action on special teams...**Week 7 vs. New York Giants (10/23):** Saw action on special teams...**Week 9 vs. Carolina (11/6):** Saw action on special teams...**Week 10 at New York Jets (11/13):** Saw action on special teams...**Week 11 vs. Miami (11/20):** Saw action on special teams...**Week 12 at New Orleans (11/27):** Saw action on special teams.

**2014 SEASON:** Placed on Rams' reserve/injured list (8/6).

**COLLEGE:** Started 22 games for the Big Blue after transferring from Ellsworth Community College...impressed in the bench press, recording 24 reps and also hopped 29 inches in the vertical jump...at close to 300 pounds, he excelled at the TSU Pro Day as he clocked a 4.89 in the 40-yard dash and a shuttle time of 4.72...played in all 12 games in 2013, starting 11 at center...part of a frontline duo that helped earn an at-large berth to the FCS Playoffs and blocked for Tim Broughton who rushed for 1,146 yards (25th-most nationally) and six touchdowns...also protected a quarterback duo that combined for 26 passes touchdowns and only four interceptions...competed two seasons for Coach Mike Virden at Ellsworth CC and was named All-Region as a freshman...ranked as the No. 9 offensive guard in the country by 247Sports...named to the Midwest Football All-Conference team as a sophomore...garnered interest from several schools including Minnesota, USF and Kansas...offered by Delaware State, Alabama State, Texas Southern, Eastern Illinois and Bowling Green.

**PERSONAL:** Played football at Academy High in Coral Springs, Fla., before moving to Stranahan High to play for Joe Redmond...won the shot put event at the Florida High School 3A District 15 championships...son of Ronnie Rhaney...enjoys fishing...his parents and grandparents inspired him to play football...plays the game with a chip on his shoulder following the loss of his mother and grandmother...obtained his associate's degree from Ellsworth Community College...participated in many community events, including the 6th Annual Playground Build at Marygrove, St. Louis Rams Training Academy Youth Camp and the United Way Kickoff for Charity Luncheon.

**RHANEY'S Games Played-Starts:** RAMS: 2016 (11/0), 2015 (16/1). **TOTALS (27/1).**





# 73 | GREG ROBINSON

Position:	Offensive Lineman
Ht./Wt.:	6-5/332
Birth Date:	10/21/92
College:	Auburn
Hometown:	Thibodaux, La.
Experience:	3rd year (3rd Rams)
Acquired:	D1A'2014
Career GP/GS (Playoffs):	42/38 (0/0)



**TRANSACTIONS:** Selected by the Rams in the first round (2nd overall) of the 2014 NFL Draft (5/8/14).

**2016 SEASON:** **Week 1 at San Francisco (9/12):** Started at left tackle and played on all 61 offensive snaps...**Week 2 vs Seattle (9/18):** Started at left tackle and played on all 62 offensive snaps. **Week 3 at Tampa Bay (9/25):** Started at left tackle and played all 65 offensive snaps...helped seal the edge for RB Todd Gurley to find the end zone twice...**Week 4 at Arizona (10/2):** Started at tackle and played on all 59 offensive snaps...**Week 5 vs. Buffalo (10/9):** Started at left tackle...**Week 6 at Detroit (10/16):** Started at left tackle...helped block for the offense to notch 23 first downs...**Week 7 vs. New York Giants (10/23):** Started at left tackle...**Week 9 vs. Carolina (11/6):** Started at left tackle...**Week 10 at New York Jets (11/13):** Started at left tackle and played on all 68 offensive snaps...**Week 11 vs. Miami (11/20):** Started at left tackle...**Week 12 at New Orleans (11/27):** Declared inactive.

**2015 SEASON:** Started at left tackle in 14 contests...**vs. Tampa Bay (12/17):** Started at left tackle...helped block for 319 yards of total offense and four touchdowns...**vs. Detroit (12/13):** Started at left tackle...opened up holes for RB Todd Gurley to rush for 140 yards and two touchdowns...**vs. Arizona (12/6):** Started at left tackle...**vs. San Francisco (11/1):** Started at left tackle and blocked for RB Todd Gurley who ran for over 125 yards for the fourth straight game...**vs. Cleveland (10/25):** Started at left tackle and helped the running game produce 158 yards on the ground...**at Arizona (10/4):** Started at left tackle...blocked for RB Todd Gurley's first career 100-yard rushing game...**at Washington (9/20):** Started at left tackle...**vs. Seattle (9/13):** Started at left tackle... part of an offensive line that helped produce 352 yards of total offense.

**2014 SEASON:** Played in all 16 games, started 12...started at left tackle for both of RB Tre Mason's 100-yard rushing performances...**vs. Minnesota (9/7):** Played in first NFL game...saw action along the offensive line.**vs. San Francisco (10/13):** Made his first NFL start...**vs. Seattle (10/19):** Started at left guard...helped block for QB Austin Davis to go without a sack...**at San Francisco (11/2):** Started at left tackle and played all offensive snaps...**vs. Denver (11/16):** Started at left tackle...part of an offensive line that helped open up running lanes for RB Tre Mason to rush for 113 yards on 29 carries...**vs. Oakland (11/30):** Started at left tackle...part of an offensive line that helped put up six offensive touchdowns...**at Washington (12/7):** Started at left tackle...helped block for the offense to put up 329 yards.

**COLLEGE:** Selected All-American Dream Team by The NFL Draft Report, as that scouting information service rated him the second-best overall prospect in the 2014 draft class...added Associated Press All-Southeastern Conference first-team honors in 2013...started all 26 games that he played in at Auburn University, manning the demanding left offensive tackle position among the 64 touchdown runs recorded by the Tigers the last two years...notched 38 touchdown-resulting blocks, added 292 key blocks/knockdowns...started all 14 games at left offensive tackle in 2013, leading the nation with 25 touchdown-resulting blocks for a ground game that scored 48 times...was a major reason the Tigers led the nation in rushing with 4,596 yards, as he cleared rush lanes used by a pair of 1,000-yard runners, as Tre Mason amassed 1,816 and Nick Marshall totaled 1,068...only the third time in school history that the Tigers featured multiple 1,000-yard rushers in the same season...named to the Southeastern Conference Honor Roll while earning his first varsity letter in 2012...the red-shirt freshman took over starting duties at left offensive tackle during the 2012 season...Red-shirt freshman in 2011.

**PERSONAL:** Attended Thibodaux (La.) High School, playing for head coach Lenny Ford as a freshman and then for head coach Denny Lorio...competed as a defensive tackle until his junior year, shifting to offensive guard as a junior...in his first season on offense, he earned All-Southern honors from the Orlando Sentinel, All-State recognition and was regarded as the premier blocker in the Class 5A-District VIII ranks...the Tigers rushed for 26 scores in 2009, as Robinson delivered 19 touchdown-resulting blocks from the offensive guard position...during the 2010 campaign, Robinson collected 146 knockdowns and 20 touchdown-resulting blocks...rated the second-best offensive guard in the nation, the fourth-best player in the state of Louisiana and the 90th-best prospect in the nation while earning a four-star prospect grade from Rivals.com...also received a four-star grade from Scout.com, as that recruiting service regarded him as the seventh-best offensive guard in the prep ranks...ESPN placed him 10th on their elite guard prospects chart...earned Super Prep All-American first-team honors, as that service rated him 20th overall among all offensive line positions...also a member of the Mobile Press-Register's Super Southeast 120 team, along with earning berths on the Prep Star Dream Team, MaxPreps Top 100 squad...made the Orlando Sentinel's All-Southern Team as a first-team selection for the second consecutive year...majored in Public Administration...son of Rhonda Robinson and the late Greg Blackledge...resides in Thibodaux, Louisiana...has participated in many community events, including the 6th Annual Playground Build at Marygrove, St. Louis Rams Training Academy Youth Camp, United Way Kickoff for Charity Luncheon and the All-Community Team Ticket program - Greg's Great Gang...Robinson spent his offseason in St. Louis hosting local youth groups at Dave & Buster's.

**ROBINSON'S Games Played-Starts:** RAMS: 2016 (10/10), 2015 (14/14), 2014 (16/12) **TOTALS: (42/38).**



# 76 | RODGER SAFFOLD III

Position:	Guard
Ht./Wt.:	6-5/332
Birth Date:	6/6/88
College:	Indiana
Hometown:	Bedord, Ohio
Experience:	7th year (7th Rams)
Acquired:	D2-2010

Career GP/GS (Playoffs): 79/76 (0/0)



**TRANSACTIONS:** Selected by the Rams in the second round (33rd) of the 2010 NFL Draft (4/23/10).

**PRO:** Seventh-year pro has played in 79 career games with 76 starts...versatile lineman has started at right tackle, left tackle, left guard and right guard.

**2016 SEASON:** **Week 1 at San Francisco (9/12):** Started at left guard and played on all 61 offensive snaps...**Week 2 vs Seattle (9/18):** Started at left guard and played on all 62 offensive snaps...**Week 3 at Tampa Bay (9/25):** Started at left guard and played all 65 offensive snaps...opened up a running lane for RB Todd Gurley to rush for two touchdowns...**Week 4 at Arizona (10/2):** Started at left guard and played on all 59 offensive snaps...**Week 5 vs. Buffalo (10/9):** Started at left guard and played on all 67 offensive snaps...**Week 6 at Detroit (10/16):** Started at left guard...helped block for the offense to produce three touchdowns...**Week 7 vs. New York Giants (10/23):** Started at left guard...played on 77 offensive snaps...**Week 9 vs. Carolina (11/6):** Started at left guard...**Week 10 at New York Jets (11/13):** Started at left guard and helped block for an offense that garnered 125 yards on the ground...**Week 11 vs. Miami (11/20):** Started at left guard...**Week 12 at New Orleans (11/27):** Started at left tackle for the first time since at Seattle (12/30/12)...left the game in the second quarter and did not return.

**2015 SEASON:** Started in five games before going on reserve/injured (10/15)...**at Arizona (10/4):** Part of an offensive line that helped produce 164 rushing yards...**vs. Seattle (9/13):** Helped block for QB Nick Foles on his way to 297 passing yards and a rushing touchdown.

**2014 SEASON:** Started 16 games...saw action at both tackle and guard positions... **at Tampa Bay (9/14):** Started at left-guard...part of an offensive line that helped produce 20 first downs...**vs. Dallas (9/21):** Started at left guard...helped block for an offense that produced 448 total yards...**vs. Seattle (10/19):** Started at right guard...part of an offensive line that blocked for three offensive touchdowns...**vs. Denver (11/16):** Started at left guard...helped block for the offense to register a 100-yard rusher and 100-yard receiver...**vs. Oakland (11/30):** Started at left guard...part of an offensive line that helped the offense score 38 points in the first half, which is tied for second-most in franchise history...**at Washington (12/7):** Started at left guard...part of an offensive line that helped protect QB Shaun Hill to throw two touchdowns and register a 133.3 quarterback rating...**at Seattle (12/28):** Started at left guard and played at right tackle.

**2013 SEASON:** Played in 12 games with nine starts...started three games at right tackle, five at right guard and one at left tackle...**vs. Arizona (9/8):** Started at right tackle...part of an offensive line that helped block for QB Sam Bradford allowing him to throw for 299 yards and two touchdowns...**vs. Seattle (10/28):** Saw action on offense...part of an offensive line that helped block for RB Zac Stacy to rush for 134 yards...**vs. Tennessee (11/3):** Saw action at right tackle...helped block for RB Zac Stacy rush for his second consecutive 100-yard game...**at Indianapolis (11/10):** Marked his first career start at right guard...helped block for the Rams' backs to run for 140 yards, the team's third straight 100 yard rushing game...**vs. Chicago (11/24):** Started at right guard...part of an offensive line that helped block for the Rams rushing corps to run for 258 yards, the team's highest singlegame total this season...**vs. New Orleans (12/15):** Started at right guard...part of an offensive line that did not allow a sack...**vs. Tampa Bay (12/22):** Started at right guard...moved to left tackle for Jake Long who left in the first quarter with an injury...helped block for two rushing touchdowns.

**2012 SEASON:** Started 10 games at left tackle, including the final eight of the season...helped RB Steven Jackson reach 1,000 yards for the eighth straight season...**at San Francisco (11/11):** Started at left tackle...helped the Rams put up 458 total yards on offense...**at Arizona (11/25):** Started at left tackle...helped RB Steven Jackson notch 139 yards on the ground...**vs. Minnesota (12/16):** Started at left tackle...part of an offensive line that helped RB Steven Jackson eclipse 10,000 rushing yards...**at Tampa Bay (12/23):** Started at left tackle...part of an offensive line that allowed QB Sam Bradford time to throw an 80-yard touchdown to TE Lance Kendricks, the longest pass of Bradford's career...**at Seattle (12/30):** Started at left tackle...part of an offensive line that allowed zero sacks on QB Sam Bradford.

**2011 SEASON:** **vs. Eagles (9/11):** Started at left tackle...**at New York Giants (9/19):** Started at left tackle...helped block for the offense to collect five passes of 20-plus yards...**vs. Baltimore (9/25):** Started at left tackle...**vs. Washington (10/2):** Started at left tackle...**at Green Bay (10/16):** Started at left tackle...**at Dallas (10/23):** Started at left tackle...**vs. New Orleans (10/30):** Started at left tackle...helped block for the offense to gain 323 total yards...**at Arizona (11/6):** Started at left tackle...helped block for RB Steven Jackson to rush for over 100 yards the second consecutive week...**at Cleveland (11/13):** Started at left tackle...left the game in the third quarter with a head injury...placed on reserve/injured list (11/19).

**2010 SEASON:** Named All-Rookie by Pro Football Weekly and the Pro Football Writers of America...finished the season as the only NFL rookie to start all of his team's games at left tackle this season...allowed only three sacks in 590 pass

attempts according to Statspass.com...part of an offensive line that helped RB Steven Jackson surpass the 1,000-yard mark for a sixth consecutive season.

**COLLEGE:** Started 41 of 42 games at Indiana...while in the starting lineup the Hoosiers rushed over 100 yards in 29 games...in last two years, registered 171 knockdowns and 20 touchdown-resulting blocks...Indiana scored 29 times on the ground when in lineup.

**PERSONAL:** Two-way lineman at Bedford (Oh.) High School...rated a two-star prospect by Rivals.com...earned first team All-Lake Erie League, All-District and honorable mention All-State honors as a senior...played in 2006 Ohio North-South All-Star game...father played football at the University of Iowa...public affairs management major...born Rodger P. Saffold III...participated in several community events, including Make-A-Wish Celebrity Server Dinner, Taste of the NFL, Urban League Turkey Distribution, Financial Football Show-Me Showdown at UMSL and the All-Community Team Ticket program - Spirit of 76.

**SAFFOLD'S Games Played-Starts:** RAMS: 2016 (11/11), 2015 (5/5), 2014 (16/16), 2013 (12/9), 2012 (10/10), 2011 (9/9), 2010 (16/16) **Totals: (79/76).**



# 97 | EUGENE SIMS

Position:	Defensive End
Ht./Wt.:	6-6/265
Birth Date:	3/18/86
College:	West Texas A&M
Hometown:	Hattiesburg, Miss.
Experience:	7th year (7th Rams)
Acquired:	D6B-2010

Career GP/GS (Playoffs): 94/15 (0/0)



**TRANSACTIONS:** Signed two-year contract extension (9/3/13)...drafted in the sixth round (189th overall) in the 2010 NFL Draft by the St. Louis Rams.

**PRO:** Seventh-year pro has played in 94 games with 15 starts...has seen action on defense and special teams...collected 208 career tackles (97 solo), 10.5 sacks, one interception and six passes defended in his first seven years...has totaled 20 career special teams tackles.

**2016 SEASON: Week 1 at San Francisco (9/12):** Saw action at defensive end...made four tackles (one solo)...**Week 2 vs Seattle (9/18):** Recorded three tackles (two solo). **Week 3 at Tampa Bay (9/25):** Recorded a tackle...**Week 4 at Arizona (10/2):** Tallied four solo tackles, and assisted on a sack...recovered a fumble, the second of his career...**Week 5 vs. Buffalo (10/9):** Made his first start of the season at defensive end...recorded three tackles (one solo)...**Week 6 at Detroit (10/16):** Started at defensive end and recorded a tackle...**Week 7 vs. New York Giants (10/23):** Made his second consecutive start at defensive end...registered three tackles and one quarterback hit...**Week 9 vs. Carolina (11/6):** Tied his career-high in tackles with seven (three solo)...sacked Panthers QB Cam Newton for an eight yard loss...**Week 10 at New York Jets (11/13):** Tallied five tackles (two solo)...left game in second quarter to be evaluated for a concussion...**Week 11 vs. Miami (11/20):** Recorded two tackles...pressured QB Ryan Tannehill twice...**Week 12 at New Orleans (11/27):** Recorded three tackles (one solo)...pressured and hit QB Drew Brees once.

**2015 SEASON:** Played in 11 games with seven starts...notched 33 tackles (13 solo) and 1.0 sack...**vs. Tampa Bay (12/17):** Started at defensive end and made two solo tackles...credited with three quarterback pressures and two quarterback hits...**vs. Arizona (12/6):** Started at defensive end and made four tackles (two solo)...**at Cincinnati (11/29):** Started at defensive end and made four tackles...credited with three quarterback pressures and one pass defended...**vs. Chicago (11/15):** Started at defensive end...made four tackles (two solo) and was credited with one quarterback pressure...**at Minnesota (11/8):** Started his first game of the season at defensive end...made four tackles (one solo)...also credited four quarterback pressures and one quarterback hit...**vs. Cleveland (10/25):** Registered four tackles (three solo) and forced a fumble...also credited with one quarterback pressure and one quarterback hurry...**at Green Bay (10/11):** Saw action on defense and special teams...made five tackles (two solo)...**vs. Seattle (9/13):** Notched his first sack of the season on QB Russell Wilson...also tallied three tackles (one solo) to go along with one quarterback pressure and one quarterback hit.

**2014 SEASON:** Played in all 16 games with one start...garnered 45 tackles (22 solo) 3.0 sacks, as well as 24 quarterback pressures, five hits and one fumble recovery...**at Tampa Bay (9/14):** Saw action at defensive end...recorded six tackles (one solo)...**vs. San Francisco (10/13):** Saw action on defense...recorded a personal-best seven tackles (four solo)...also had one special teams tackle...**vs. Seattle (10/19):** Saw action on defense and special teams...notched his first sack of the season on QB Russell Wilson...also made three tackles (two solo)...registered four quarterback pressures and one hit on the quarterback...**at San Francisco (11/2):** Saw action on defense...tallied a sack on QB Colin Kaepernick, his second of the season...recovered a fumble forced by DE Robert Quinn, which helped set up the Rams' three-play scoring drive...added four tackles (two solo)...**vs. Denver (11/16):** Registered his first start of the season at defensive end...made three tackles (two solo), also had one quarterback pressure and one hit on the quarterback...**vs. Oakland (11/30):** Saw action at defensive end...tallied three tackles (one solo)...also had three quarterback pressures...**at Washington (12/7):** Saw action at defensive end and on special teams...sacked QB Colt McCoy for a loss of four yards...tied his single-season high in sacks with 3.0...also had two tackles (one solo), one quarterback pressure and one hit on the quarterback.

**2013 SEASON:** Played in 16 games...registered 40 tackles (25 solo), 2.0 sacks and one pass defended...had three special teams tackles...**vs. Arizona (9/8):** Saw action on defense...recorded two tackles for loss and one pass broken up...**at Atlanta:** Saw action on defense...recorded 1.0 sack...added five tackles (two solo)...**vs. San Francisco (9/26):** Recorded four tackles (three solo)...**at Houston (10/13):** Saw action on defense...notched two solo tackles, including one for loss...**at Carolina (10/20):** Recorded five solo tackles, including one for loss on Panthers FB Mike Tolbert in the end zone for a safety...**vs. New Orleans (12/15):** Saw action on defense...notched three tackles (one solo)...added two quarterback pressures and one hit on QB Drew Brees...**at Seattle (12/29):** Saw action on defense...recorded two tackles (one solo)...notched 1.0 sack on Seahawks QB Russell Wilson...added one special teams tackle.

**2012 SEASON:** Established new season-highs in tackles (36) and sacks (3.0)...**vs Washington (9/16):** Tallied five tackles (three solo) in the home opener, establishing a new career high...**at Chicago (9/23):** Finished the game with five assisted tackles, tying his single-game high in total tackles...**vs. Seattle (9/30):** Posted one of two Rams' sacks on the day for a loss of 12 yards,

marking the first sack of his NFL career...**vs. New York Jets (11/18)**: Saw action on defense...recorded a career-high four solo tackles, including one tackle for loss...**vs. San Francisco (12/2)**: Started at right defensive end, marks first start of NFL career... tied a career-high in most tackles in a game with five (two solo)...notched one sack for a loss of nine yards, marks second career sack...**vs. Minnesota (12/16)**: Started at defensive end, marks second career start...recorded four tackles (one solo)...registered one sack for a loss of one yard, his third career sack...**at Tampa Bay (12/23)**: Posted his first career interception after teammate Michael Brockers tipped a pass from QB Josh Freeman in the fourth quarter...logged five assisted tackles, tying his single-game high in total tackles...also recorded two quarterback hits and two quarterback pressures.

**2011 SEASON**: Saw action in 16 games...made 10 tackles (five solo)...**vs. Eagles (9/11)**: Saw action on defense and special teams...recorded two tackles (one solo)...added two tackles on special teams (one solo)...**vs. New Orleans (10/30)**: Played on defense and special teams...made three assisted tackles on defense...**at Arizona (11/6)**: Played on defense and special teams... recorded one solo tackle on defense...also made one special teams tackle...**vs. Seattle (11/20)**: Saw action on special teams... made three tackles...**vs. Cincinnati (12/18)**: Saw action on defense and special teams...recorded one solo tackle...also made one tackle on special teams...**vs. San Francisco (1/1/12)**: Saw action on defense and special teams...tallied one forced fumble and one tackle on special teams.

**2010 SEASON**: Saw action in nine games during his rookie campaign, contributing eight tackles (three solo)...**at Oakland (9/19)**: Recorded two tackles (one solo) in his first-career regular season game...**vs. San Francisco (12/26)**: Helped give the Rams a 9-0 lead in the first quarter when he tackled QB Troy Smith in the end zone for a safety after Smith mishandled a snap...added two tackles (one solo).

**COLLEGE**: Two-time Lone Star Conference Defensive Lineman of the Year...recorded 17.0 sacks in two seasons at West Texas A&M after transferring from Jones County (Mississippi) Junior College... named to the Associated Press Little All-American third-team and to the AFCA Division II Coaches' All-American team...considered one of the top defensive linemen in FBS.

**PERSONAL**: A standout prep at Mize (Miss.) HS, competing in football as well as track & field...participated in many community events, including the Defensive Line Paintball Tournament to benefit St. Patrick Center, Coach Fisher & Friends Celebrity Softball game and the All-Community Team Ticket program - Sims-nation.

## EUGENE SIMS NFL STATISTICS

Year	Team	REGULAR SEASON														
		Tackles			Interceptions				Fumbles			TD	PD	FF	FR	Yds
		G/S	Total	Solo	Asst	Sk	Yds	Int	Yds	Lg						
2010	RAMS	9/0	8	3	5	0	0.0	0	0	0	0	0	0	0	0	0
2011	RAMS	16/0	10	5	5	0	0.0	0	0	0	0	1	0	0	0	0
2012	RAMS	13/2	36	14	22	3.0	22.0	1	0	0	0	2	0	0	0	0
2013	RAMS	16/0	40	25	15	2.0	13.0	0	0	0	0	1	0	0	0	0
2014	RAMS	16/1	45	22	23	3.0	16.0	0	0	0	0	0	0	1	0	0
2015	RAMS	11/7	33	13	20	1.5	12.0	0	0	0	0	2	0	0	0	0
2016	RAMS	11/3	36	15	21	1.5	12.5	0	0	0	0	0	0	1	0	0
<b>Total</b>		<b>94/15</b>	<b>208</b>	<b>97</b>	<b>111</b>	<b>11.0</b>	<b>75.5</b>	<b>1</b>	<b>0</b>	<b>0</b>	<b>0</b>	<b>6</b>	<b>0</b>	<b>2</b>	<b>0</b>	<b>0</b>

**ADDITIONAL CAREER STATISTICS:** Special Teams Tackles: 2014, (1), 2013 (3), 2012 (1), 2011 (8), 2010 (7). TOTAL: 20. Safeties: 2013 (1, at Carolina, 10/20/13), 2010 (1, vs. San Francisco, 12/26/10)

**SINGLE GAME HIGHS**  
 Total Tackles – 7, twice, vs. San Francisco (10/13/14), vs. Carolina (11/6/16)  
 Solo Tackles – 4, twice, last vs. San Francisco (10/13/14)

## EUGENE SIMS GAME-BY-GAME STATISTICS

2016 LOS ANGELES RAMS																
Game	W/L	P/S	T	S	A	Sk	Yds	Int	Yds	Lg	TD	PD	FF	FR	FR	Yds
@SF 9/12*	L	1/0	4	1	3	0.0	0.0	0	0	0	0	0	0	0	0	0
SEA 9/18	W	1/0	3	2	1	0.0	0.0	0	0	0	0	0	0	0	0	0
@TB 9/25	W	1/0	1	1	0	0.0	0.0	0	0	0	0	0	0	0	0	0
@ARI 10/2	W	1/0	4	4	0	0.5	4.0	0	0	0	0	0	0	0	1	0
BUF 10/9	L	1/1	3	1	2	0.0	0.0	0	0	0	0	0	0	0	0	0
@DET 10/16	L	1/1	1	0	1	0.0	0.0	0	0	0	0	0	0	0	0	0
NYG 10/23	L	1/1	3	0	3	0.0	0.0	0	0	0	0	0	0	0	0	0
CAR 11/6	L	1/0	7	3	4	1.0	8.0	0	0	0	0	0	0	0	0	0
@NYJ 11/13	W	1/0	5	2	3	0.0	0.0	0	0	0	0	0	0	0	0	0
MIA 11/20	L	1/0	2	0	2	0.0	0.0	0	0	0	0	0	0	0	0	0
@NO 11/27	L	1/0	3	1	2	0.0	0.0	0	0	0	0	0	0	0	0	0
@NE 12/4	0/0	0/0	0	0	0	0.0	0.0	0	0	0	0	0	0	0	0	0
ATL 12/11	0/0	0/0	0	0	0	0.0	0.0	0	0	0	0	0	0	0	0	0
@SEA 12/15	0/0	0/0	0	0	0	0.0	0.0	0	0	0	0	0	0	0	0	0
SF 12/24	0/0	0/0	0	0	0	0.0	0.0	0	0	0	0	0	0	0	0	0
ARI 1/1/17	0/0	0/0	0	0	0	0.0	0.0	0	0	0	0	0	0	0	0	0
<b>TOTALS</b>	<b>4-7</b>	<b>11/3</b>	<b>36</b>	<b>15</b>	<b>21</b>	<b>1.5</b>	<b>12.5</b>	<b>0</b>	<b>0</b>	<b>0</b>	<b>0</b>	<b>0</b>	<b>0</b>	<b>1</b>	<b>0</b>	<b>0</b>

2015 ST. LOUIS RAMS																
Game	W/L	P/S	T	S	A	Sk	Yds	Int	Yds	Lg	TD	PD	FF	FR	FR	Yds
SEA 9/13	W	1/0	3	1	2	1.0	7	0	0	0	0	0	0	0	0	0
@WASH 9/20	L															
PIT 9/27	L															
@ARI 10/4	W															
@GB 10/11	L	1/0	5	2	3	0.0	0	0	0	0	0	0	0	0	0	0
CLE 10/25	W	1/0	4	3	1	0.0	0	0	0	0	0	0	0	0	0	0
SF 11/1	W	1/0	1	0	1	0.0	0	0	0	0	0	0	0	1	0	0
@MIN 11/8	L	1/1	4	1	3	0.0	0	0	0	0	0	0	0	0	0	0
CHI 11/15	L	1/1	4	2	2	0.0	0	0	0	0	0	0	0	0	0	0
@BAL 11/22	L	1/1	2	0	2	0.0	0	0	0	0	0	0	0	0	0	0
@CIN 11/29	L	1/1	4	0	4	0.0	0	0	0	0	0	0	0	1	0	0
ARI 12/6	L	1/1	4	2	2	0.0	0	0	0	0	0	0	0	0	0	0
DET 12/13	W	1/1	0	0	0	0.0	0	0	0	0	0	0	0	0	0	0
TB12/17	W	1/1	2	2	0	0.0	0	0	0	0	0	0	0	0	0	0
@SEA 12/27	0/0	0/0	0	0	0	0.0	0	0	0	0	0	0	0	0	0	0
@SF 1/3/16	0/0	0/0	0	0	0	0.0	0	0	0	0	0	0	0	0	0	0
<b>TOTAL</b>	<b>6-8</b>	<b>11/7</b>	<b>33</b>	<b>13</b>	<b>20</b>	<b>1.0</b>	<b>7</b>	<b>0</b>	<b>0</b>	<b>0</b>	<b>0</b>	<b>2</b>	<b>0</b>	<b>0</b>	<b>0</b>	<b>0</b>





# 92 | CAM THOMAS

Position:	Defensive Tackle
Ht./Wt.:	6-4/330
Birth Date:	12/12/86
College:	North Carolina
Hometown:	Eagle Springs, S.C.
Experience:	7th year (1st Rams)
Acquired:	FA-2016

Career GP/GS (Playoffs): 97/27 (5/1)



**TRANSACTIONS:** Signed with the Los Angeles Rams (6/7/16)...signed a two-year contract with Pittsburgh as an unrestricted free agent (3/14/14)...signed a four-year contract with San Diego (7/9/10)...originally selected by the Chargers in the fifth round (146th overall) of the 2010 NFL Draft.

**PRO:** Seven-year veteran has played in 96 career games with 27 starts, including postseason...has played in 91 consecutive regular season contests.

**2016 SEASON: Week 1 at San Francisco:** Saw action on defense...tallied three solo tackles and three quarterback pressures...**Week 2 vs Seattle (9/18):** Took 21-of-67 defensive snaps. **Week 3 at Tampa Bay (9/25):** Recorded two tackles..in addition, he pressed the quarterback once, and had a quarterback hurry...**Week 4 at Arizona (10/2):** Reocrded three tackles (one solo)... contributed to a defense that forced five turnovers...**Week 5 vs. Buffalo (10/9):** Made his first start of the season at defensive tackle...recorded one solo tackle and pressured the quarterback once...blocked an extra point attempt...**Week 6 at Detroit (10/16):** Recorded four tackles (three solo)...**Week 7 vs. New York Giants (10/23):** Started at defensive tackle...registered four tackles (two solo)...**Week 9 vs. Carolina (11/6):** Notched his first sack as a Ram, 7.5 of his career, on Panthers QB Cam Newton...recorded four tackles (two solo)...**Week 10 at New York Jets (11/13):** Notched two tackles (one solo)...**Week 11 vs. Miami (11/20):** Tallied three tackles (two solo)...**Week 12 at New Orleans (11/27):** Recorded two tackles (one solo)...pressured QB Drew Brees three times.

**2015 SEASON:** Started Played in 16 games with one start in the regular season...tallied 11 tackles (10 solo)...played in two postseason contests...**at Cincinnati (1/9/16):** Notched two tackles (one solo) and one fumble recovery...**at Denver (1/17):** Saw action on defense.

**2014 SEASON:** Saw action in all 16 games with nine starts in the regular season...also saw action in the lone postseason game... has now appeared in 64 consecutive regular-season contests, tying as the fifth-most consecutive regular-season games played among active defensive tackles...**at Baltimore (9/11):** Totaled a career-high in total tackles (six) and solo tackles (five)...**at New York Jets (11/9):** Split a sack with LB Jason Worilds, his first half-sack of the season.

**2013 SEASON:** Appeared in all 16 games and both postseason contests...made a career-high 10 regular-season starts and started the AFC Wild Card Game at Cincinnati...matched a career-high with 30 tackles (2012)...**vs. Houston (9/9):** Started at defensive tackle...recorded his first career interception on the opening play of the game...led to a Chargers touchdown on the next play...also tied a single-game and single-season career-high with two passes defended...**AFC Wild Card Game at Cincinnati (1/5):** Started at defensive tackle...recorded his first career postseason sack for a three-yard loss...finished with two tackles...**AFC Divisional Game at Denver (1/12):** Saw action on the defensive line and recorded one solo tackle.

**2012 SEASON:** Appeared in all 16 contests, making three starts at defensive tackle...set a new single season career-high with 30 total tackles and 20 solo stops...recorded at least two tackles in 12 games...played in all 16 regular-season games for the second consecutive season.

**2011 SEASON:** Played in all 16 games and made two starts...registered a career-high 4.0 sacks to go along with 26 tackles... **at Kansas City (10/31):** Registered one sack for a loss of eight yards and two tackles...**at Chicago (11/20):** Made his first NFL start...recorded four total tackles (three solo)...**vs. Denver (11/27):** Finished with 1.0 sack and three tackles...**at Jacksonville (12/5):** Registered his third sack of the season, this one for a loss of 11 yards...registered sacks in consecutive games for the first time in his career...**at Detroit (12/24):** Tallied 1.0 sack and four total tackles.

**2010 SEASON:** App Appeared in six contests as a rookie...tallied a pair of sacks to go along with eight tackles...**at Oakland (10/10):** Made three tackles in his NFL debut...**vs. Denver (11/22):** Registered his first career sack, dropping QB Kyle Orton for an eight-yard loss...**vs. San Francisco (12/16):** Recorded his second sack of the season, this one for a loss of 10 yards...added a pair of tackles.

**COLLEGE:** Played four seasons at UNC, appearing in 46 games...totaled 83 tackles, nine TFLs and 3.5 sacks...in 2009, started all 13 games...totaled 23 tackles, 2.5 TFLs, three QB pressures and one blocked kick...scored his first career touchdown on a 20-yard fumble return at Boston College...in 2008, started all 13 games... registered 34 tackles, 3.5 TFLs and one sack...set a career-high with six tackles against Georgia Tech while also recording one sack...in 2007, appeared in seven games, making three starts...missed five games due to an ankle injury...finished the season with eight tackles, 1.5 TFLs and one sack...in 2006, played in all 12 games on the defensive line...recorded 18 tackles, 1.5 TFLs and 1.5 sacks...finished with a season-high five tackles against Furman...registered his first collegiate sack against Duke.









# 13 | MICHAEL THOMAS

Position: Wide Receiver  
 Ht./Wt.: 6-1/200  
 Birth Date: 8/16/94  
 College: Southern Mississippi  
 Hometown: Chicago, Ill.  
 Experience: Rookie  
 Acquired: D6C-2016 (206th)

Career GP/GS (Playoffs): 11/0 (0/0)



**TRANSACTIONS:** Selected by Los Angeles in the sixth round (206th overall) of the 2016 NFL Draft (4/30/16).

**2016 SEASON:** **Week 1 at San Francisco:** Saw action at wide receiver and on special teams...**Week 2 vs Seattle (9/18):** Saw action at wide receiver and on special teams...**Week 3 at Tampa Bay (9/25):** Saw action at wide receiver and on special teams...**Week 4 at Arizona (10/2):** Saw action at wide receiver and on special teams...**Week 5 vs. Buffalo (10/9):** Returned three kickoffs for 62 yards...recorded a special teams tackle...**Week 6 at Detroit (10/16):** Saw action at wide receiver and on special teams...**Week 7 vs. New York Giants (10/23):** Saw action at wide receiver and on special teams...**Week 9 vs. Carolina (11/6):** Saw action at wide receiver and on special teams...**Week 10 at New York Jets (11/13):** Saw action at wide receiver and on special teams...**Week 11 vs. Miami (11/20):** Saw action at wide receiver and on special teams...**Week 12 at New Orleans (11/27):** Saw action at wide receiver and on special teams.

**COLLEGE:** As a senior in 2015, named honorable mention All-Conference USA...set a single-season school marks his senior campaign with 1,391 receiving yards and added 14 touchdown receptions...played in 13 of 14 games...tallied 71 receptions for 19.6 ypc...had at least one touchdown catch in each of his final 10 games...notched 100-yard receiving games eight times, including a season-high 190 yards and two scoring grabs against Washington in the Zaxby's Heart of Dallas Bowl (12/26)...also had a 162-yard receiving game that included an acrobatic one-handed touchdown catch that was featured on ESPN's Top 10 plays at Louisiana Tech (11/28)...had a 155 receiving yard and three touchdown performance against North Texas (10/3)...ranks second at the school in career 100-yard games with the program with 10...first on the team in 20-plus yard plays with 34 (28 receptions, six kick returns) to go along with five touchdown grabs of 50 or more yards...in 2014, named All-Conference USA (Honorable Mention)...played in all 12 games on the season, made nine starts...tallied 592 receiving yards and 625 kickoff return yards for 1,217 all-purpose yards...finished the year with 592 yards receiving on 41 catches and five touchdowns...finished with a season-high two touchdowns...notched a pair of 100-yard receiving games...notched six games with 100 or more all-purpose yards, including a pair of 200+ games – Louisiana Tech (222) and Middle Tennessee (207)...in 2013, attended Dodge City Community College...led DCCC with 42 receptions for 709 yards (70.9 yards per game/16.9 average) with three touchdowns in 10 games ... named Honorable Mention All-American...in 2012, attended College of Dupage as a freshman.

**PERSONAL:** Lettered at DuSable High School in Chicago, Ill...helped the Panthers to the State Playoffs as a senior...named first-team All-District as a junior and senior...scored 29 touchdowns combined as a junior and senior...as a senior, notched six touchdowns in a game against Carver HS...son of Lisa Wilson and Michael Thomas...has an older brother, Nate Brown... majored in interdisciplinary studies.

## MICHAEL THOMAS COLLEGE STATISTICS

NFL STATISTICS							
Year	Team	G/S	Receiving		Avg	Lg	TD
			No	Yds			
2016	RAMS	11/0	0	0	0.0	0	0
<b>TOTAL</b>		<b>11/0</b>	<b>0</b>	<b>0</b>	<b>0.0</b>	<b>0</b>	<b>0</b>

**Additional Career Statistics:** Special Teams Tackles: RAMS: 2016 (1)



# 93 | ETHAN WESTBROOKS

Position:	Defensive Tackle
Ht./Wt.:	6-4/267
Birth Date:	11/15/90
College:	West Texas A&M
Hometown:	Oakland, Calif.
Experience:	3rd year (3rd Rams)
Acquired:	FA-2014

Career GP/GS (Playoffs): 30/2 (0/0)



**TRANSACTIONS:** Signed to Rams active roster (8/29/14)...signed with the Rams as an undrafted rookie free agent (5/12/14).

**2016 SEASON:** **Week 1 at San Francisco:** Saw action on defense...made three tackles (two solo)...**Week 2 vs Seattle (9/18):** Saw action on defense...Tallied one solo tackle, two quarterback pressures and one quarterback hit. **Week 3 at Tampa Bay (9/25):** Recorded his first career touchdown after recovering a fumble 77 yards to the end zone...also racked up five tackles (one solo), and three quarterback pressures...**Week 4 at Arizona (10/2):** Made his first career start...recorded three tackles (one solo)...pressured the quarterback three times...contributed to a defense that forced five turnovers...**Week 5 vs. Buffalo (10/9):** Started his second consecutive game at defensive end...sacked quarterback Tyrod Taylor for a five yard loss...marked his first sack of the season, and third of his career...recorded two tackles (one solo), had one pass defended, and pressured the quarterback five times...**Week 6 at Detroit (10/16):** Recorded one solo tackle and tallied three quarterback hits...**Week 7 vs. New York Giants (10/23):** Registered five tackles (one solo)...recorded two hits on QB Eli Manning...**Week 9 vs. Carolina (11/6):** Recorded four tackles (one solo) and one pass defended...**Week 10 at New York Jets (11/13):** Tallied three tackles (two solo)...pressured Jets QB Bryce Petty twice...**Week 11 vs. Miami (11/20):** Notched three tackles (two solo)...recorded a quarterback hit on QB Ryan Tannehill...**Week 12 at New Orleans (11/27):** Recorded three solo tackles and pressured QB Drew Brees once.

**2015 SEASON:** Played in 11 games...notched 30 tackles (17 solo) and 2.0 sacks...**vs. Tampa Bay (12/17):** Saw action on defense and special teams...notched a personal best six tackles (four solo)...**vs. Chicago (11/15):** Made four tackles (one solo)...**at Minnesota (11/8):** Registered two tackles (one solo)...tallied two quarterback pressures and one quarterback hit...**vs. San Francisco (11/1):** Registered a sack for the second consecutive week...also made two tackles and was credited with a quarterback pressure and a quarterback hit...**vs. Cleveland (10/25):** Recorded his first career sack for a loss of eight yards...also made two tackles (one solo) and had two quarterback hits...**at Green Bay (10/11):** Declared inactive...**at Arizona (10/4):** Made three tackles (two solo) and had one quarterback hit...**vs. Pittsburgh (9/27):** Made two solo tackles and had one quarterback pressure...**at Washington (9/20):** Saw action on defense...made three tackles (two solo)...also had one quarterback pressure...**vs. Seattle (9/13):** Saw action at defensive end, recorded three tackles (one solo)...also had one quarterback pressure.

**2014 SEASON:** Played in six games...**at Tampa Bay (9/14):** Made his NFL debut...saw action on defense and special teams...tallied one assisted tackle...**vs. Dallas (9/21):** Saw action on defense...recorded four tackles (one solo)...**at Philadelphia (10/5):** Saw action at defensive end and on special teams...registered four tackles (three solo)...also had three quarterback pressures and one hit...**vs. Denver (11/16):** Saw action on defense and special teams...made two tackles (one solo) on defense...**at San Diego (11/23):** Saw action on defense and special teams...recorded one assisted tackle.

**COLLEGE:** Earned first team all-conference honors as he led the team with 19.5 tackles for loss...was second in the conference in tackles for loss and led the team with 10 quarterback hurries...in 2012, was named the Ron Lenz Division II National Defensive Player of the Year as he had 19.5 sacks, coming within one sack of the NCAA Division II record, and as he earned multiple All-America accolades...began collegiate career at Sacramento City College where he earned all-league honors all-conference accolades and all-state in 2011.

**PERSONAL:** Played at Franklin High School where he earned all-league and all-conference honors...also participated in track and field as he threw the shot put and discus...mother is Trisha Warren...has seven siblings...majored in nursing with a business minor at West Texas A&M...participated in many community events, including the 6th Annual Playground Build at Marygrove, St. Louis Rams Training Academy Youth Camp and the United Way Kickoff for Charity Luncheon...has three children, Karina, Elijah and London.






# 69 | CODY WICHMANN

Position:	Offensive Lineman
Ht./Wt.	6-5/319
Birth Date:	3/2/92
College:	Fresno State
Hometown:	Mariposa, Calif.
Experience:	2nd year (2nd Rams)
Acquired:	D6B-2015 (215th)

Career GP/GS (Playoffs): 22/17 (0/0)



**TRANSACTIONS:** Selected by St. Louis in the sixth round (215th overall) of the 2015 NFL Draft (5/2/15).

**2016 SEASON:** **Week 1 at San Francisco (9/12):** Started at right guard...**Week 2 vs. Seattle (9/18):** Started at right guard...**Week 3 at Tampa Bay (9/25):** Started at right guard...generated holes in the red zone for RB Todd Gurley to find the end zone twice...**Week 4 at Arizona (10/2):** Started at right guard and played on all 59 offensive snaps...**Week 5 vs. Buffalo (10/9):** Started at right guard...**Week 6 at Detroit (10/16):** Did not play...**Week 7 vs. New York Giants (10/23):** Started at right guard and helped block for the offense on 78 offensive snaps...**Week 9 vs. Carolina (11/6):** Started at right guard...**Week 10 at New York Jets (11/13):** Started at right guard and helped block for the offense on all 68 offensive snaps...**Week 11 vs. Miami (11/20):** Started at right guard...**Week 12 at New Orleans (11/27):** Started at right guard...helped to provide time for QB Jared Goff to throw three first half touchdowns.

**2015 SEASON:** Played in 12 games with seven starts...**vs. Tampa Bay (12/17):** Started at right guard...helped block for 319 yards of total offense and four touchdowns...**vs. Detroit (12/13):** Started at right guard...opened up holes for RB Todd Gurley to rush for 140 yards and two touchdowns...**at Baltimore (11/22):** Made his first career start in the NFL at right guard...**vs. Chicago (11/15):** Saw action on special teams and made his first appearance on the offensive line...**vs. Seattle (9/13):** Made his NFL debut...saw action on special teams.

**COLLEGE:** Started in 50 career games at Fresno State, the second most starts by any Bulldog in the previous eight years...a two-time All-Mountain West selection, garnering second-team accolades as a senior in 2014 and honorable mention in 2013...member of 2013 offensive line that helped Fresno State lead the nation in passing behind quarterback Derek Carr...part of a 2013 offensive line that ranked No. 6 in the FBS in fewest sacks allowed...in the last three years of his career, he and the Bulldog offensive line helped Fresno State average 36.4 points per game and 474.8 yards of offense...started all 14 games at right guard as a senior in 2014...member of an offensive line that helped produce 406.1 yards of offense per game that ranked No. 4 in the Mountain West...aided the rushing offense to 182.4 yards per game and 22 touchdowns via the ground game and protected for a passing attack that produced 223.7 yards per game...member of the first offensive line unit at Fresno State to start every regular season game together since starts by game began being recorded in 1990 by the school...blocked for running back Marteze Waller who rushed for 1,368 yards, 11 touchdowns and 6.1 yards per carry - which was good for the 20th-best per-carry average in the nation...named to Outland Trophy and Rotary Lombardi Award preseason watch lists...started all 13 games of the season at right guard in 2013...member of offensive line that led the way for one of the nation's most prolific offense's, as the Bulldogs led the FBS in passing (394.8 ypg), ranked third in total offense (547.8 ypg) and was sixth in scoring (43.4 ppg)...he and the rest of the team only allowed 11 sacks in 13 games, a figure that tied for the sixth-fewest sacks allowed in the FBS...what makes that sack total so impressive is that Fresno State did so while throwing the ball 675 times in 2013, which was 246 more pass attempts than any other of the teams ranked ahead of the 'Dogs in fewest sacks allowed...he helped the Bulldog offense produce the best season in school history, setting 19 school offensive records in 2013...Fresno State's offensive line helped the team produce 500 yards of offense or more in 9-of-13 games, including five games with over 600 yards ..the Bulldogs, behind its offensive line, set a new school record with 822 yards of offense in the Nov. 23 victory over New Mexico...started all 13 games during the 2012 season - the first eight games at right tackle and the last five at right guard ... helped Fresno State average 40.8 points and 505.8 yards of offense in his five starts at right guard...Fresno State led the Mountain West in scoring (37.9), passing (325.6) and was second in total offense (477.5) behind the Bulldog offensive line...part of offensive line that allowed Fresno State to rank 17th nationally in scoring, 12th in passing and 16th in total offense...played in all 13 games and made 10 starts onthe offensive line in 2011...helped the Bulldog offense average 411.8 yards per game...guided running back Robbie Rouse to 1,549 yards rushing, a total that led the WAC and was the third most in a year in school history...helped quarterback Derek Carr become the fifth Bulldog to throw for over 3,000 yards in a season...served as a redshirt freshman) in 2010.

**PERSONAL:** Attended Mariposa High School in California, the same high school that produced NFL All-Pro and former Bulldog All-American Logan Mankins...played on the offensive line and at tight end for Mariposa...had 11 receptions for 131 yards...averaged 11.9 yards and scored a touchdown...longest gain was for 29 yards...had a single-game high of 42 yards over Delhi...named a Modesto Bee All-Star...named Co-Outstanding Lineman...the only child of Mike Wichmann and Tally Allison...born in Tuscon, Ariz...hobbies include rafting, fishing and swimming...Logan Mankins is his favorite athlete because he is a great lineman, role model and he deserves a lot of respect... majored in criminology-law enforcement.

**WICHMANN'S Games Played-Starts:** RAMS: 2016 (10/10), 2015 (12/7). **TOTALS (22/17).**



# 4 | GREG ZUERLEIN

Position:	Kicker
Ht./Wt.:	6-0/187
Birth Date:	12/27/87
College:	Missouri Western
Hometown:	Lincoln, Neb.
Experience:	5th year (5th Rams)
Acquired:	D6-2012

Career GP/GS (Playoffs): 73/0 (0/0)



**TRANSACTIONS:** Selected by St. Louis in the sixth round (150th overall) of the 2012 NFL Draft (4/28/12).

**PRO:** Fifth-year pro has played in 73 career games...converted 108-of-137 career field goals...set franchise record with 61-yard field goal in Week 9 at Minnesota in 2015...broke the franchise record for 50-plus yard field goals in a season in 2012...made his first 15 field goal attempts of his career, a new franchise record for most consecutive field goals by a rookie...with seven field goals of 50 yards or more, he owns the team record in the category and ranked second all time among NFL rookies following the 2012 season...kicked the longest field goal by a rookie in league history (60 yards)...broke the franchise record for longest field goal (60 yards) and owns three of the four longest field goals in Rams history...became the first kicker in league history to kick a 50-plus and 60-plus yard field goal in the same game (vs. Seattle, 9/30/12).

**2016 SEASON: Week 1 at San Francisco (9/12):** Registered one kickoff...**Week 2 vs. Seattle (9/18):** Converted three-of-three field goals. **Week 3 at Tampa Bay (9/25):** Converted on a 53-yard field goal, while tallying seven kickoffs, all of which were touch-backs...**Week 4 at Arizona (10/2):** Converted a 29-yard field goal, making him five-of-five on field goals for the season...**Week 5 vs. Buffalo (10/9):** Made four-of-four field goals, including a season-long 54-yard kick...**Week 6 at Detroit (10/16):** Went four-for-four on extra points...**Week 7 vs. New York Giants (10/23):** Converted a 36-yard field goal, and made one extra point...remains perfect of the season in field goals (10), and extra points (12)...**Week 9 vs. Carolina (11/6):** Converted a 25-yard field goal and an extra point...**Week 10 at New York Jets (11/13):** Scored all nine of the team's points...made three-of-three field goals...now

has 454 career points to move past former WR Torry Holt for eighth most career points in franchise history...trails David Ray for seventh (497)...**Week 11 vs. Miami (11/20):** Converted a 46-yard field goal, making him 15-for-18 on the year...**Week 12 at New Orleans (11/27):** Remains perfect on the season after converting three-of-three extra points.

Named NFC Special Teams Player of the Week, following performance against Denver



**2015 SEASON:** Converted 20 field goals...**vs. Detroit (12/13):** Converted all three extra point attempts...**vs. Chicago (11/15):** Made field goals of 26 and 38 yards...**at Minnesota (11/8):** Made a 61-yard field goal that set a franchise record for longest field goal in Rams history and is also the longest field goal of the season in the NFL...his 53-yard conversion moved him past former Rams K Josh Brown for second-most 50-plus yard field goal conversions in franchise history with 16...also converted field goals of 35 and 45 yards...

**vs. San Francisco (11/1):** Made a 38-yard field goal and converted both extra point attempts...**vs. Cleveland (10/25):** Made a 39-yard field goal and an extra point...**at Green Bay (10/11):** Made a 42-yard field goal and three extra points...**at Arizona (10/4):** Made a 30-yard field goal and three extra points...**vs. Pittsburgh (9/27):** Made field goals of 49 and 27 yards...**at Washington (9/20):** Made a 52-yard field goal and one extra point...**vs. Seattle (9/13):** Made four extra points and two-of-two field goals including a 37-yard game-winner in overtime.

**2014 SEASON:** Finished the season converting 24-of-30 field goals and 34 extra points for 106 total points...converted five field goals of 50-plus yards for a career-high 71.4 percent...**at Tampa Bay (9/14):** Converted four field goals of 36, 36, 46 and 38 yards out...the 38-yard field goal came with :38 second remaining in play, to help seal the win...**vs. Denver (11/16):** Earned NFC Special Teams Player of the Week honors...converted field goal attempts of 37, 29, 22, 55 and 53 yards...**vs. New York Giants (12/21):** Converted field goal of 51 and 20 yards.

**2013 SEASON: vs. Arizona (9/8):** Made four-of-four field goals including a 48-yard game winning kick in the fourth quarter...**at Atlanta (9/15):** Made one field goal from 29 yards...made three-of-three extra points...**at Dallas (9/22):** Did not attempt any field goals...converted one-of-one extra points...**vs San Francisco (9/26):** Made one field goal from 40 yards...**vs. Jacksonville (10/6):** Converted two-of-two field goals...**at Houston (10/6):** Made one field goal from 42 yards...converted five-of-five extra points...recorded one special teams tackle...**at Carolina (10/20):** Converted two-of-two field goals...**vs. Seattle (10/28):** Converted three-of-four field goals...**vs. Tennessee (11/3):** Did not convert a 44-yard field goal attempt...**at Indianapolis (11/10):** Converted one field goal of 32 yards...made five-of-five extra points...**vs. Chicago (11/24):** Converted field goals from 29 and 40 yards...made four-of-four extra points...**at San Francisco (12/1):** Converted both field goal attempts from 43 and 34 yards...**at Arizona (12/8):** Converted one field goal from 44 yards... **vs. New Orleans (12/15):** Converted two-of-two field goals from 31 and 35 yards...tacked on three extra points...successfully converted an onside kick in the first quarter...**vs. Tampa Bay (12/22):** Converted three-of-three field goal attempts from 54, 25 and 48 yards...marks a new season long...**at Seattle (12/29):** Converted one field goal

**NFC Special Teams Player of Week 4**  
Greg "The Leg" Zuerlein is the first player in NFL history with a 60-yard and 50-yard field goal in the same game and the only player in league annals to make two field goals over 55 yards in a single game (vs. SEA, 9/30/12).

from 36 yards...moved into first place in franchise history in career field goal percentage (49/59, 83.1 percent).

**2012 SEASON:** Made seven field goals from 50 yards or more...broke the franchise record for 50+ yard field goals in a season...made his first 15 field goal attempts of his career and finished the year 23-for-31 overall...with seven field goals of 50 yards or more, he owns team record in the category and ranks second all time among NFL rookies...kicked the longest field goal by a rookie in league history (60 yds.)...broke the franchise record for longest field goal (60 yds.) and owns three of the four longest field goals in Rams history...in Week 4 became the first kicker in league history to kick a 50-plus and 60-plus yard field goal in the same game...set a new franchise record for most consecutive field goals by a rookie (15)...**at Chicago (9/23):** Converted his first 50-plus yard field goal of his career, after clearing a 56-yard field goal...kick is good for second longest in franchise history, longest kick in Soldier Field history...scored all of the Rams' points (six) after hitting two-of-two field goals (56, 46)...**vs. Seattle (9/30):** Converted a 60-yard field goal, which set a new franchise record and marked the second longest kick of the season in the NFL, behind San Francisco's David Aker's who kicked a 63-yard field goal...kicked a career-high four field goals (58, 48, 60, 24)...tied for third place in franchise history for most 50-plus yard field goals made in a season with three...remains perfect on the year in field goals, going 12-for-12, marking the most consecutive field goals made by a Rams rookie in team history...**vs. Arizona (10/4):** Hit his fourth field goal over 50 yards (53)...**at Miami (10/14):** Converted 48- and 32-yard field goals in the first quarter to give him 15 consecutive field goals made to start his career...currently 10-for-12 on 40-plus yard field goals...**vs. San Francisco (12/2):** Sent the team to overtime with a 53-yard field goal...converted a game-winning 54-yard field goal...only three other players have kicked field goals of at least 50 yards to send a game to overtime and then win it (Green Bay's Chris Jacke, 1996; Indianapolis' Mike Vanderjagt, 2002; Denver's Matt Prater, 2011)...he is the first NFL kicker to tie a game with a field goal of 50-plus yards as time expired in the fourth quarter and kick an overtime field goal of 50-plus yards in the same game...set a new NFL record for most field goals of 53 yards or longer (six) after hitting his game-winning 53-yarder, the previous best was set by Jason Hanson with five in 2008...he now has seven field goals of 50-plus yards, he's now one shy of tying Morten Anderson's NFL record of seven set in 1995 and later tied by Jason Hanson in 2008.

**COLLEGE:** Was named All-American by six different organizations following his senior season...three-time selection to First-Team All-Mid America Intercollegiate Athletic Association and also earned MIAA Special Teams Player of the year as a senior...finished his career at Missouri Western after transferring from Nebraska-Omaha when UNO dropped its football program.

**PERSONAL:** Played at Pius X High School in Lincoln...All-class, all-state selection as a placekicker as a junior and senior...set state mark for most field goals in a season with 12...converted 43-of-45 PATS and went 12-for-16 on FGs with a long of 52 yards...also lettered in soccer...a 2005 Sports Illustrated preseason high school All-American...majored in business...name is pronounced ZURR-line...participated in many community events, including the Taste of the NFL, Coach Fisher & Friends Celebrity Softball game and the All-Community Team Ticket program - 4th Down Fan Club.

## GREG ZUERLEIN NFL STATISTICS

### REGULAR SEASON

#### Scoring

Year	Team	GP	FG	FGA	Pct	Lg	Blk	XPM	XPA	Pct	Blk	Pts
2012	RAMS	16	23	31	74.2	60	0	26	26	100.0	0	95
2013	RAMS	16	26	28	92.9	54	0	34	34	100.0	0	112
2014	RAMS	16	24	30	80.0	56	1	34	35	97.1	0	106
2015	RAMS	14	20	30	66.6	61	2	26	28	92.9	1	86
2016	RAMS	11	15	18	83.3	54	0	17	17	100.0	0	62
<b>TOTALS</b>		<b>73</b>	<b>108</b>	<b>137</b>	<b>78.8</b>	<b>61</b>	<b>3</b>	<b>137</b>	<b>140</b>	<b>97.8</b>	<b>1</b>	<b>461</b>

#### Field Goals

Year	Team	1-19	Pct	20-29	Pct	30-39	Pct	40-49	Pct	50+	Pct
2012	RAMS	1/1	100.0	4/4	100.0	4/6	66.7	7/7	100.0	7/13	53.8
2013	RAMS	0/0	0	7/7	100.0	10/10	100.0	8/9	88.9	1/2	50.0
2014	RAMS	1/1	100.0	6/7	85.7	10/12	83.3	2/3	66.7	5/7	71.4
2015	RAMS	1/1	100.0	2/2	100.0	9/10	90.0	5/8	62.5	3/9	33.3
2016	RAMS	0/0	0.0	5/5	100.0	6/6	100.0	2/3	66.7	2/4	100.0
<b>TOTALS</b>		<b>3/3</b>	<b>100.0</b>	<b>24/25</b>	<b>96.0</b>	<b>39/44</b>	<b>88.6</b>	<b>24/30</b>	<b>80.0</b>	<b>18/35</b>	<b>51.4</b>

**Additional Career Statistics:** Special Teams Tackles: RAMS: 2015 (2) 2014 (1), 2013 (1). Total: (4).

#### SINGLE GAME HIGHS

Field Goals Made- 5, vs. Denver (11/16/14)  
 Field Goals Attempted- 5, three times, last @ Minnesota (11/8/15)  
 Longest- 61, @ Minnesota (11/8/15)

# GREG ZUERLEIN GAME-BY-GAME STATISTICS

2016 LOS ANGELES RAMS										
Game	W/L	Pts	XP/XPA	FG/FGA	1-19	20-29	30-39	40-49	50+	Kick-By-Kick
@SF 9/12	L	0	0/0	0/0	0/0	0/0	0/0	0/0	0/0	
SEA 9/18	W	9	0/0	3/3	0/0	1/1	1/1	1/1	0/0	39, 28, 47
@TB 9/25	W	7	4/4	1/1	0/0	0/0	0/0	0/0	1/1	53
@ARI 10/2	W	5	2/2	1/1	0/0	1/1	0/0	0/0	0/0	29
BUF 10/9	L	13	1/1	4/4	0/0	1/1	2/2	0/0	1/1	37, 32, 54, 22
@DET 10/16	L	4	4/4	0/0	0/0	0/0	0/0	0/0	0/0	
NYG 10/23	L	4	1/1	1/1	0/0	0/0	1/1	0/0	0/0	36
CAR 11/6	L	4	1/1	1/3	0/0	1/1	0/0	0/0	0/2	55WR, 55WR, 25
@NYJ 11/13	W	9	0/0	3/3	0/0	1/1	2/2	0/0	0/0	20, 38, 34
MIA 11/20	L	4	1/1	1/2	0/0	0/0	0/0	1/2	0/0	46, 48LU
@NO 11/27	L	3	3/3	0/0	0/0	0/0	0/0	0/0	0/0	
@NE 12/4		0	0/0	0/0	0/0	0/0	0/0	0/0	0/0	
ATL 12/11		0	0/0	0/0	0/0	0/0	0/0	0/0	0/0	
@SEA 12/15		0	0/0	0/0	0/0	0/0	0/0	0/0	0/0	
SF 12/24		0	0/0	0/0	0/0	0/0	0/0	0/0	0/0	
ARI 1/1/17		0	0/0	0/0	0/0	0/0	0/0	0/0	0/0	
TOTALS	4-7	62	17/17	15/18	0/0	5/5	6/6	2/3	2/4	

2015 ST. LOUIS RAMS										
Game	W/L	Pts	XP/XPA	FG/FGA	1-19	20-29	30-39	40-49	50+	Kick-By-Kick
SEA 9/13	W	10	4/4	2/2	0/0	0/0	2/2	0/0	0/0	33, 37
@WAS 9/20	L	4	1/1	1/1	0/0	0/0	0/0	0/0	1/1	52
PIT 9/27	L	6	0/0	2/2	0/0	1/1	0/0	1/1	0/0	49, 27
@ARI 10/4	W	6	3/3	1/1	0/0	0/0	1/1	0/0	0/0	30
@GB 10/11	L	4	1/1	1/4	0/0	0/0	0/0	1/1	0/3	42, 50B, 53WL, 63WL
CLE 10/25	W	6	3/3	1/3	0/0	0/0	1/2	0/0	0/1	39, 63WR, 35WR
SF 11/1	W	5	2/2	1/2	0/0	0/0	1/1	0/1	0/0	38, 40B
@MIN 11/8	L	12	0/0	4/5	0/0	0/0	1/1	1/2	2/2	61, 35, 45, 48WR, 53
CHI 11/15	L	7	1/1	2/2	0/0	1/1	1/1	0/0	0/0	26, 38
@BAL 11/22	L	1	1/2	0/0	0/0	0/0	0/0	0/0	0/1	52WR
@CIN 11/29	L				Inactive					
ARI 12/6	W				Inactive					
DET 12/13	W	3	3/3	0/0	0/0	0/0	0/0	0/0	0/0	0/0
TB 12/17	W	7	4/4	1/1	1/1	0/0	0/0	0/0	0/0	19
@SEA 12/27	W	5	2/3	1/1	0/0	0/0	0/0	1/1	0/0	42
@SF 1/3/16	L	10	1/1	3/5	0/0	0/0	2/2	1/2	0/1	33, 32, 44, 52WR, 48B
TOTAL	7-9	71	23/24	20/30	1/1	2/2	9/10	5/8	3/9	

2014 ST. LOUIS RAMS										
Game	W/L	Pts	XP/XPA	FG/FGA	1-19	20-29	30-39	40-49	50+	Kick-By-Kick
MIN 9/8	L	6	0/0	2/3	0/0	0/0	0/0	1/1	1/2	50WL, 56, 46
@TB 9/14	W	13	1/1	4/4	0/0	0/0	3/3	1/1	0/0	36, 35, 46, 38
DAL 9/21	L	7	4/4	1/1	0/0	1/1	0/0	0/0	0/0	28
@PHI 10/5	L	4	4/4	0/0	0/0	0/0	0/0	0/0	0/0	
SF 10/13	L	5	2/2	1/1	0/0	0/0	1/1	0/0	0/0	38
SEA 10/19	W	4	4/4	0/1	0/0	0/0	0/0	0/0	0/1	52
@KC 10/26	L	1	1/1	0/1	0/0	0/0	0/1	0/0	0/0	38WR
@SF 11/2	W	7	1/1	2/2	0/0	0/0	2/2	0/0	0/0	37, 39
@ARI 11/9	L	2	2/2	0/0	0/0	0/0	0/0	0/0	0/0	
DEN 11/16	W	16	1/1	5/5	0/0	2/2	1/1	0/0	2/2	37, 29, 22, 55, 53
@SD 11/23	L	6	3/3	1/2	0/0	1/1	0/0	0/1	0/0	22, 46B
OAK 11/30	W	10	7/7	1/1	0/0	0/0	1/1	0/0	0/0	38
@WAS 12/7	W	4	1/2	1/3	0/0	0/1	1/2	0/0	0/0	28WR, 38WR, 34
ARI 12/11	L	6	0/0	2/2	1/1	1/1	0/0	0/0	0/0	24, 19
NYG 10/21	L	9	3/3	2/2	0/0	1/1	0/0	0/0	1/1	51, 20
@SEA 10/28	L	6	0/0	2/2	0/0	0/0	1/1	0/0	1/1	33, 52
TOTAL	6-10	106	34/35	24/30	1/1	6/7	10/12	2/3	5/7	

2013 ST. LOUIS RAMS										
Game	W/L	Pts	XP/XPA	FG/FGA	1-19	20-29	30-39	40-49	50+	Kick-By-Kick
ARI 9/9	W	13	1/1	4/4	0/0	1/1	2/2	1/1	0/0	36, 25, 38, 48
@ATL 9/15	L	6	3/3	1/1	0/0	1/1	0/0	0/0	0/0	29
@DAL 9/22	L	1	1/1	0/0	0/0	0/0	0/0	0/0	0/0	
SF 9/26	L	3	0/0	1/1	0/0	0/0	0/0	1/1	0/0	40
JAC 10/6	W	10	4/4	2/2	0/0	0/0	2/2	0/0	0/0	32, 37
@HOU 10/13	W	8	5/5	1/1	0/0	0/0	0/0	1/1	0/0	42
@CAR 10/20	L	7	1/1	2/2	0/0	1/1	0/0	1/1	0/0	28, 42
SEA 10/28	L	9	0/0	3/4	0/0	2/2	1/1	0/0	0/1	33, 28, 27, 50WR
TEN 11/3	L	3	3/3	0/1	0/0	0/0	0/0	0/1	0/0	44WR
@IND 11/10	W	8	5/5	1/1	0/0	0/0	1/1	0/0	0/0	32
CHI 11/24	W	10	4/4	2/2	0/0	1/1	0/0	1/1	0/0	29, 40
@SF 12/1	L	7	1/1	2/2	0/0	0/0	1/1	1/1	0/0	43, 34
@ARI 12/8	L	4	1/1	1/1	0/0	0/0	0/0	1/1	0/0	44
NO 12/15	W	9	3/3	2/2	0/0	0/0	2/2	0/0	0/0	31, 35
TB 10/22	W	11	2/2	3/3	0/0	1/1	0/0	1/1	1/1	54, 25, 48
@SEA 10/29	L	3	0/0	1/1	0/0	0/0	1/1	0/0	0/0	36
TOTAL	7-9	112	34/34	26/28	0/0	7/7	10/10	8/9	1/2	



# GREG ZUERLEIN GAME-BY-GAME STATISTICS CONTINUED

2012 ST. LOUIS RAMS										
Game	W/L	Pts	XP/XPA	FG/FGA	1-19	20-29	30-39	40-49	50+	Kick-By-Kick
@DET 9/9	L	11	2/2	3/3	0/0	1/1	0/0	2/2	0/0	48, 29, 46
WAS 9/16	W	11	2/2	3/3	0/0	0/0	2/2	1/1	0/0	9, 33, 42
@CHI 9/23	L	6	0/0	2/2	0/0	0/0	0/0	1/1	1/1	56, 46
SEA 9/30	W	13	1/1	4/4	0/0	1/1	0/0	1/1	2/2	58, 48, 60, 24
ARI 10/4	W	5	2/2	1/1	0/0	0/0	0/0	0/0	1/1	53
@MIA 10/14	L	6	0/0	2/5	0/0	0/0	1/2	1/1	0/2	48, 32, 52WL, 37WL, 66WL
GB 10/21	L	8	2/2	2/2	0/0	0/0	0/0	1/1	1/1	50, 43
NE 10/28	L	1	1/1	0/0	0/0	0/0	0/0	0/0	0/0	
@SF 11/11	T	6	3/3	1/2	0/0	1/1	0/0	0/0	0/1	27, 58WR
NYJ 11/18	L	1	1/1	0/0	0/0	0/0	0/0	0/0	0/0	
@ARI 11/25	W	7	4/4	1/2	1/1	0/0	0/1	0/0	0/0	35WL, 19
SF 12/2	W	6	0/0	2/3	0/0	0/0	0/0	0/0	2/3	58WR, 53, 54
@BUF 12/9	W	1	1/1	0/0	0/0	0/0	0/0	0/0	0/0	
MIN 12/16	L	2	2/2	0/0	0/0	0/0	0/0	0/0	0/1	57WR
@TB 12/23	W	4	4/4	0/0	0/0	0/0	0/0	0/0	0/0	
@SEA 12/30	L	7	1/1	2/3	0/0	1/1	1/1	0/0	0/1	51WR, 39, 25
<b>TOTAL</b>	<b>7-8-1</b>	<b>95</b>	<b>26/26</b>	<b>23/31</b>	<b>1/1</b>	<b>4/4</b>	<b>4/6</b>	<b>7/7</b>	<b>7/13</b>	



# LAST WEEK'S GAMEBOOK



# National Football League Game Summary

NFL Copyright © 2016 by The National Football League. All rights reserved. This summary and play-by-play is for the express purpose of assisting media in their coverage of the game; any other use of this material is prohibited without the written permission of the National Football League. Updated: 11/28/2016

Date: Sunday, 11/27/2016

## Los Angeles Rams at New Orleans Saints

Start Time: 12:02 PM CST

at Mercedes-Benz Superdome, New Orleans, La.

### Game Day Weather

Game Weather: Partly Cloudy  
 Played Indoors on Turf: UBU Speed Series-S5-M

Temp: 61° F (16.1° C) Humidity: 63%, Wind: E 7 mph  
 Outdoor Weather: Partly Cloudy, Wind Chill: 57

### Officials

Referee: Hussey, John (35)	Umpire: Wash, Undrey (96)	Head Linesman: Mackie, Wayne (106)
Line Judge: Marinucci, Ron (107)	Side Judge: Baynes, Allen (56)	Field Judge: Buchanan, Jimmy (86)
Back Judge: Ferguson, Keith (61)	Replay Official: Wimmer, Mike ( )	

### Lineups

Los Angeles Rams			New Orleans Saints				
Offense		Defense	Offense		Defense		
WR 18	K.Britt	LDE 95	W.Hayes	WR 10	B.Cooks	DE 99	P.Kruger
TE 89	T.Higbee	LDT 99	A.Donald	LT 72	T.Armstead	DT 95	T.Davison
LT 76	R.Saffold	RDT 90	M.Brockers	LG 75	A.Peat	DT 90	N.Fairley
LG 68	J.Brown	RDE 94	R.Quinn	C 60	M.Unger	DE 94	C.Jordan
C 61	T.Barnes	MLB 52	A.Ogletree	RG 73	J.Evans	WILL 59	D.Ellerbe
RG 69	C.Wichmann	LCB 22	T.Johnson	RT 64	Z.Strief	MLB 52	C.Robertson
RT 79	R.Havenstein	MCB 20	L.Joyner	TE 82	C.Fleener	NB 48	V.Bell
TE 88	L.Kendricks	RCB 33	E.Gaines	WR 87	T.Lewis	CB 40	D.Breaux
WR 11	T.Austin	WS 26	M.Barron	QB 9	D.Brees	SS 32	K.Vaccaro
QB 16	J.Goff	FS 31	M.Alexander	RB 22	M.Ingram	FS 31	J.Byrd
HB 30	T.Gurley	SS 25	T.McDonald	WR 83	W.Snead	CB 24	S.Moore

### Substitutions

K 4 G.Zuerlein, P 6 J.Hekker, WR 10 P.Cooper, WR 13 M.Thomas, WR 15 B.Marquez, RB 23 B.Cunningham, DB 24 B.Countess, RB 34 C.Reynolds, S 38 C.Davis, RB 39 M.Brown, DB 41 M.Christian, LS 44 J.McQuaide, TE 46 C.Harkey, LB 54 B.Hager, LB 55 N.Grigsby, LB 58 C.Littleton, T 64 A.Donnal, C/G 65 D.Rhaney, WR 83 B.Quick, DT 91 D.Easley, DT 92 C.Thomas, DL 93 E.Westbrooks, DE 97 E.Sims

### Substitutions

K 3 W.Lutz, P 6 T.Morstead, WR 13 M.Thomas, WR 16 B.Coleman, CB 28 B.Webb, FB 29 J.Kuhn, RB 34 T.Hightower, DB 37 C.Banjo, RB 38 T.Cadet, S 41 R.Harper, DB 46 K.Crawley, LS 47 J.Drescher, DB 49 S.Keo, LB 50 S.Anthony, LB 54 N.Stupar, DE 55 D.Tapp, C/G 65 S.Kelemete, G 68 T.Lelito, TE 86 J.Phillips, TE 89 J.Hill, DE 91 K.Edebali, DE 93 D.Onyemata, DT 98 S.Rankins

### Did Not Play

QB 17 C.Keenum

### Did Not Play

QB 7 L.McCown

### Not Active

QB 14 S.Mannion, DB 21 S.Williams, DB 35 M.Jordan, T 72 P.Murphy, T 73 G.Robinson, TE 84 T.Hemingway, DE 96 M.Longacre

### Not Active

WR 19 J.Lampman, DB 21 D.Harris, RB 23 M.Murphy, RB 36 D.Lasco, T 76 T.Hills, G 78 L.Turner, LB 97 S.Barrington

### Field Goals (made ( ) & missed)

		1	2	3	4	OT	Total
VISITOR:	Los Angeles Rams	7	14	0	0	0	21
HOME:	New Orleans Saints	7	21	14	7	0	49

### Scoring Plays

Team	Qtr	Time	Play Description (Extra Point) (Drive Info)	Visitor	Home
Rams	1	12:08	T.Austin 24 yd. pass from J.Goff (G.Zuerlein kick) (6-75, 2:52)	7	0
Saints	1	2:45	B.Coleman 3 yd. pass from D.Brees (W.Lutz kick) (9-51, 4:33)	7	7
Rams	2	14:43	K.Britt 6 yd. pass from J.Goff (G.Zuerlein kick) (1-6, 0:04)	14	7
Saints	2	9:38	M.Ingram 10 yd. run (W.Lutz kick) (9-75, 5:05)	14	14
Saints	2	7:46	D.Brees 1 yd. run (W.Lutz kick) (4-10, 1:39)	14	21
Saints	2	2:24	M.Thomas 6 yd. pass from D.Brees (W.Lutz kick) (8-78, 3:45)	14	28
Rams	2	0:55	L.Kendricks 15 yd. pass from J.Goff (G.Zuerlein kick) (8-79, 1:29)	21	28
Saints	3	12:58	M.Ingram 21 yd. pass from D.Brees (W.Lutz kick) (4-75, 2:02)	21	35
Saints	3	3:42	M.Thomas 21 yd. pass from D.Brees (W.Lutz kick) (7-92, 3:17)	21	42
Saints	4	10:15	T.Hightower 50 yd. pass from W.Snead (W.Lutz kick) (7-81, 4:45)	21	49

Paid Attendance: 73,067

Time: 3:08



# Final Individual Statistics

## Los Angeles Rams

RUSHING	ATT	YDS	AVG	LG	TD
T.Gurley	13	50	3.8	13	0
T.Austin	1	10	10.0	10	0
M.Brown	3	9	3.0	4	0
Total	17	69	4.1	13	0

PASSING	ATT	CMP	YDS	SK/YD	TD	LG	IN	RT
J.Goff	32	20	214	3/36	3	31	1	100.3
Total	32	20	214	3/36	3	31	1	100.3

PASS RECEIVING	TAR	REC	YDS	AVG	LG	TD
K.Britt	10	5	52	10.4	17	1
L.Kendricks	7	4	51	12.8	24	1
T.Austin	4	4	45	11.3	24	1
T.Gurley	4	4	39	9.8	31	0
B.Marquez	1	1	12	12.0	12	0
B.Cunningham	1	1	12	12.0	12	0
B.Quick	3	1	3	3.0	3	0
T.Higbee	1	0	0	0.0	0	0
Total	31	20	214	10.7	31	3

INTERCEPTIONS	NO	YDS	AVG	LG	TD
Total	0	0	0	0	0

PUNTING	NO	YDS	AVG	NET	TB	IN20	LG
J.Hekker	6	294	49.0	47.7	0	2	68
Total	6	294	49.0	47.7	0	2	68

PUNT RETURNS	NO	YDS	AVG	FC	LG	TD
T.Austin	1	8	8.0	1	8	0
[TOUCHBACK]	2	0	0.0	0	0	0
Total	1	8	8.0	1	8	0

KICKOFF RETURNS	NO	YDS	AVG	FC	LG	TD
B.Cunningham	5	163	32.6	0	61	0
C.Reynolds	1	0	0.0	0	0	0
[TOUCHBACK]	2	0	0.0	0	0	0
Total	6	163	27.2	0	61	0

## New Orleans Saints

RUSHING	ATT	YDS	AVG	LG	TD
M.Ingram	14	146	10.4	61	1
T.Hightower	15	51	3.4	30	0
T.Lewis	1	7	7.0	7	0
J.Kuhn	1	4	4.0	4	0
D.Brees	1	1	1.0	1	1
Total	32	209	6.5	61	2

PASSING	ATT	CMP	YDS	SK/YD	TD	LG	IN	RT
D.Brees	36	28	310	2/14	4	35	0	139.6
W.Snead	1	1	50	0/0	1	50	0	158.3
Total	37	29	360	2/14	5	50	0	146.8

PASS RECEIVING	TAR	REC	YDS	AVG	LG	TD
M.Thomas	10	9	108	12.0	35	2
J.Hill	6	6	74	12.3	35	0
W.Snead	7	5	38	7.6	16	0
C.Fleener	4	4	59	14.8	31	0
T.Hightower	2	2	54	27.0	50	1
M.Ingram	2	1	21	21.0	21	1
J.Kuhn	1	1	3	3.0	3	0
B.Coleman	1	1	3	3.0	3	1
T.Lewis	2	0	0	0.0	0	0
Total	35	29	360	12.4	50	5

INTERCEPTIONS	NO	YDS	AVG	LG	TD
K.Vaccaro	1	0	0.0	0	0
Total	1	0	0.0	0	0

PUNTING	NO	YDS	AVG	NET	TB	IN20	LG
T.Morstead	4	179	44.8	32.8	2	2	59
Total	4	179	44.8	32.8	2	2	59

PUNT RETURNS	NO	YDS	AVG	FC	LG	TD
T.Lewis	2	8	4.0	2	8	0
J.Byrd	0	0	0.0	1	0	0
[DOWNED]	1	0	0.0	0	0	0
Total	2	8	4.0	3	8	0

KICKOFF RETURNS	NO	YDS	AVG	FC	LG	TD
T.Lewis	1	18	18.0	0	18	0
[TOUCHBACK]	3	0	0.0	0	0	0
Total	1	18	18.0	0	18	0

### Los Angeles Rams

FUMBLES	FUM	LOST	OWN-REC	YDS	TD	FORCED	OPP-REC	YDS	TD	OUT-BDS
J.Goff	1	1	0	0	0	0	0	0	0	0
A.Donald	0	0	0	0	0	1	0	0	0	0
M.Barron	0	0	0	0	0	0	1	0	0	0
Total	1	1	0	0	0	1	1	0	0	0

### New Orleans Saints

FUMBLES	FUM	LOST	OWN-REC	YDS	TD	FORCED	OPP-REC	YDS	TD	OUT-BDS
D.Brees	1	1	0	0	0	0	0	0	0	0
T.Lewis	1	0	0	0	0	0	0	0	0	0
S.Keo	0	0	1	0	0	0	0	0	0	0
S.Rankins	0	0	0	0	0	1	0	0	0	0
P.Kruger	0	0	0	0	0	0	1	0	0	0
Total	2	1	1	0	0	1	1	0	0	0



## Final Team Statistics

	Visitor Rams	Home Saints
<b>TOTAL FIRST DOWNS</b>	13	27
By Rushing	4	9
By Passing	8	17
By Penalty	1	1
<b>THIRD DOWN EFFICIENCY</b>	2-10-20%	6-13-46%
<b>FOURTH DOWN EFFICIENCY</b>	0-1-0%	2-2-100%
<b>TOTAL NET YARDS</b>	247	555
Total Offensive Plays (inc. times thrown passing)	52	71
Average gain per offensive play	4.8	7.8
<b>NET YARDS RUSHING</b>	69	209
Total Rushing Plays	17	32
Average gain per rushing play	4.1	6.5
Tackles for a loss-number and yards	1-2	6-14
<b>NET YARDS PASSING</b>	178	346
Times thrown - yards lost attempting to pass	3-36	2-14
Gross yards passing	214	360
<b>PASS ATTEMPTS-COMPLETIONS-HAD INTERCEPTED</b>	32-20-1	37-29-0
Avg gain per pass play (inc.# thrown passing)	5.1	8.9
<b>KICKOFFS Number-In End Zone-Touchbacks</b>	4-3-3	8-5-2
<b>PUNTS Number and Average</b>	6-49.0	4-44.8
Had Blocked	0	0
<b>FGs - PATs Had Blocked</b>	0-0	0-0
<b>Net Punting Average</b>	47.7	32.8
<b>TOTAL RETURN YARDAGE (Not Including Kickoffs)</b>	8	8
No. and Yards Punt Returns	1-8	2-8
No. and Yards Kickoff Returns	6-163	1-18
No. and Yards Interception Returns	0-0	1-0
<b>PENALTIES Number and Yards</b>	6-62	6-45
<b>FUMBLES Number and Lost</b>	1-1	2-1
<b>TOUCHDOWNS</b>	3	7
Rushing	0	2
Passing	3	5
<b>EXTRA POINTS Made-Attempts</b>	3-3	7-7
Kicking Made-Attempts	3-3	7-7
<b>FIELD GOALS Made-Attempts</b>	0-0	0-0
<b>RED ZONE EFFICIENCY</b>	2-2-100%	5-5-100%
<b>GOAL TO GO EFFICIENCY</b>	1-1-100%	3-3-100%
<b>SAFETIES</b>	0	0
<b>FINAL SCORE</b>	21	49
<b>TIME OF POSSESSION</b>	24:04	35:56



## Ball Possession And Drive Chart

### Los Angeles Rams

#	Time Recd	Time Lost	Time Poss	How Ball Obtained	Drive Began	# Play	Yds Gain	Yds Pen	Net Yds	1st Down	Last Scrm	How Given Up
1	15:00	12:08	2:52	Kickoff	LA 25	6	75	0	75	3	NO 24	Touchdown
2	9:10	7:18	1:52	Punt	LA 8	4	8	-8	0	0	LA 8	Punt
3	2:45	14:54	2:51	Kickoff	LA 31	5	20	-5	15	1	LA 46	Punt
4	14:47	14:43	0:04	Fumble	NO 6	1	6	0	6	1	* NO 6	Touchdown
5	9:38	9:25	0:13	Kickoff	LA 27	1	-17	0	-17	0	LA 27	Fumble
6	7:46	6:09	1:37	Kickoff	LA 23	4	16	0	16	1	LA 39	Punt
7	2:24	0:55	1:29	Kickoff	LA 21	8	79	0	79	4	* NO 15	Touchdown
8	12:58	11:35	1:23	Kickoff	LA 29	4	14	0	14	1	LA 43	Interception
9	9:58	6:59	2:59	Punt	LA 20	4	19	0	19	1	LA 39	Punt
10	3:42	0:00	3:42	Kickoff	LA 25	5	16	-5	11	1	LA 36	Punt
11	10:15	8:32	1:43	Kickoff	NO 42	4	9	0	9	0	NO 33	Downs
12	6:50	5:24	1:26	Punt	LA 12	3	-7	0	-7	0	LA 5	Punt
13	1:53	0:00	1:53	Punt	LA 20	3	9	0	9	0	LA 25	End of Game

(393) Average LA 30

### New Orleans Saints

#	Time Recd	Time Lost	Time Poss	How Ball Obtained	Drive Began	# Play	Yds Gain	Yds Pen	Net Yds	1st Down	Last Scrm	How Given Up
1	12:08	9:10	2:58	Kickoff	NO 25	6	28	0	28	2	LA 47	Punt
2	7:18	2:45	4:33	Punt	NO 49	9	51	0	51	4	* LA 3	Touchdown
3	14:54	14:47	0:07	Punt	NO 14	1	-8	0	-8	0	NO 14	Fumble
4	14:43	9:38	5:05	Kickoff	NO 25	9	75	0	75	4	* LA 10	Touchdown
5	9:25	7:46	1:39	Fumble	LA 10	4	10	0	10	1	* LA 1	Touchdown
6	6:09	2:24	3:45	Punt	NO 22	8	64	14	78	4	* LA 6	Touchdown
7	0:55	0:00	0:55	Kickoff	NO 25	5	22	-5	17	1	NO 41	End of Half
8	15:00	12:58	2:02	Kickoff	NO 25	4	75	0	75	2	* LA 21	Touchdown
9	11:35	9:58	1:37	Interception	LA 49	3	7	0	7	0	LA 42	Punt
10	6:59	3:42	3:17	Punt	NO 8	7	92	0	92	4	LA 21	Touchdown
11	15:00	10:15	4:45	Punt	NO 19	7	91	-10	81	3	50	Touchdown
12	8:32	6:50	1:42	Downs	NO 33	3	4	0	4	0	NO 37	Punt
13	5:24	1:53	3:31	Punt	NO 27	5	44	-10	34	2	LA 39	Punt

(413) Average NO 32

### \* inside opponent's 20

#### Time of Possession by Quarter

Visitor	1st	2nd	3rd	4th	OT	Total
Los Angeles Rams	7:29	3:29	8:04	5:02		24:04
Home New Orleans Saints	7:31	11:31	6:56	9:58		35:56

#### Kickoff Drive No.-Start Average

Rams: 8 - LA 30

Saints: 4 - NO 25



# First Half Summary

	PERIOD SCORES		TIME OF POSSESSION
Rams	7 14 = 21	Rams	10:58
Saints	7 21 = 28	Saints	19:02

**Scoring Plays**

Team	Qtr	Time	Play Description (Extra Point) (Drive Info)	Visitor	Home
Rams	1	12:08	T.Austin 24 yd. pass from J.Goff (G.Zuerlein kick) (6-75, 2:52)	7	0
Saints	1	2:45	B.Coleman 3 yd. pass from D.Brees (W.Lutz kick) (9-51, 4:33)	7	7
Rams	2	14:43	K.Britt 6 yd. pass from J.Goff (G.Zuerlein kick) (1-6, 0:04)	14	7
Saints	2	9:38	M.Ingram 10 yd. run (W.Lutz kick) (9-75, 5:05)	14	14
Saints	2	7:46	D.Brees 1 yd. run (W.Lutz kick) (4-10, 1:39)	14	21
Saints	2	2:24	M.Thomas 6 yd. pass from D.Brees (W.Lutz kick) (8-78, 3:45)	14	28
Rams	2	0:55	L.Kendricks 15 yd. pass from J.Goff (G.Zuerlein kick) (8-79, 1:29)	21	28

	Los Angeles Rams	New Orleans Saints
<b>TOTAL FIRST DOWNS</b>	10	16
First Downs Rushing-Passing-by Penalty	2 - 8 - 0	5 - 10 - 1
<b>THIRD DOWN EFFICIENCY</b>	2-5-40%	3-7-43%
<b>TOTAL NET YARDS</b>	187	242
Total Offensive Plays	29	42
<b>NET YARDS RUSHING</b>	37	63
<b>NET YARDS PASSING</b>	150	179
Gross Yards Passing	167	187
Times thrown-yards lost attempting to pass	1-17	1-8
<b>Pass Attempts-Completions-Had Intercepted</b>	20 - 12 - 0	24 - 19 - 0
<b>Punts-Number and Average</b>	3 - 43.3	1 - 39
<b>Penalties-Number and Yards</b>	4 - 52	3 - 20
<b>Fumbles-Number and Lost</b>	1 - 1	1 - 1
<b>Red Zone Efficiency</b>	2-2-100%	4-4-100%
<b>Average Drive Start</b>	LA 33	NO 36

Los Angeles Rams							New Orleans Saints										
RUSHING	ATT	YDS	AVG	LG	TD		RUSHING	ATT	YDS	AVG	LG	TD					
T.Gurley	8	37	4.6	13	0		M.Ingram	8	53	6.6	18	1					
							T.Hightower	8	9	1.1	9	0					
							D.Brees	1	1	1.0	1	1					
<b>Total</b>	<b>8</b>	<b>37</b>	<b>4.6</b>	<b>13</b>	<b>0</b>		<b>Total</b>	<b>17</b>	<b>63</b>	<b>3.7</b>	<b>18</b>	<b>2</b>					
PASSING	ATT	CMP	YDS	SK/YD	TD	LG	IN	RT	PASSING	ATT	CMP	YDS	SK/YD	TD	LG	IN	RT
J.Goff	20	12	167	1/17	3	31	0	126.5	D.Brees	24	19	187	1/8	2	35	0	126.9
<b>Total</b>	<b>20</b>	<b>12</b>	<b>167</b>	<b>1/17</b>	<b>3</b>	<b>31</b>	<b>0</b>	<b>126.5</b>	<b>Total</b>	<b>24</b>	<b>19</b>	<b>187</b>	<b>1/8</b>	<b>2</b>	<b>35</b>	<b>0</b>	<b>126.9</b>
PASS RECEIVING	TAR	REC	YDS	AVG	LG	TD		PASS RECEIVING	TAR	REC	YDS	AVG	LG	TD			
L.Kendricks	5	3	46	15.3	24	1		J.Hill	5	5	53	10.6	35	0			
K.Britt	6	3	40	13.3	17	1		C.Fleener	4	4	59	14.8	31	0			
T.Austin	3	3	40	13.3	24	1		W.Snead	6	4	36	9.0	16	0			
T.Gurley	2	2	29	14.5	31	0		M.Thomas	4	4	33	8.3	12	1			
B.Marquez	1	1	12	12.0	12	0		B.Coleman	1	1	3	3.0	3	1			
T.Higbee	1	0	0	0.0	0	0		J.Kuhn	1	1	3	3.0	3	0			
B.Quick	1	0	0	0.0	0	0		T.Lewis	1	0	0	0.0	0	0			
<b>Total</b>	<b>19</b>	<b>12</b>	<b>167</b>	<b>13.9</b>	<b>31</b>	<b>3</b>		<b>Total</b>	<b>22</b>	<b>19</b>	<b>187</b>	<b>9.8</b>	<b>35</b>	<b>2</b>			

Los Angeles Rams	Regular Defensive Plays											Special Teams					Misc			
	TKL	AST	COMB	SK	/ YDS	TFL	Q	IN	PD	FF	FR	TKL	AST	FF	FR	BL	TKL	AST	FF	FR
M.Barron	7	2	9	0	0	1	0	0	0	0	1	0	0	0	0	0	0	0	0	0
E.Gaines	4	4	8	0	0	0	1	0	0	0	0	0	0	0	0	0	0	0	0	0
A.Ogletree	4	3	7	0	0	0	1	0	0	0	0	0	0	0	0	0	0	0	0	0
T.McDonald	4	0	4	0	0	0	0	0	1	0	0	0	0	0	0	0	0	0	0	0
<b>Total</b>	<b>19</b>	<b>9</b>	<b>28</b>	<b>0</b>	<b>0</b>	<b>1</b>	<b>2</b>	<b>0</b>	<b>1</b>	<b>0</b>	<b>1</b>	<b>0</b>	<b>0</b>	<b>0</b>	<b>0</b>	<b>0</b>	<b>0</b>	<b>0</b>	<b>0</b>	<b>0</b>

New Orleans Saints	Regular Defensive Plays											Special Teams					Misc			
	TKL	AST	COMB	SK	/ YDS	TFL	QH	IN	PD	FF	FR	TKL	AST	FF	FR	BL	TKL	AST	FF	FR
J.Byrd	4	0	4	0	0	1	0	0	0	0	0	0	0	0	0	0	0	0	0	0
S.Moore	1	2	3	0	0	0	0	0	0	0	0	0	0	0	0	0	0	0	0	0
C.Robertson	1	2	3	0	0	0	0	0	0	0	0	0	0	0	0	0	0	0	0	0
N.Fairley	2	0	2	0	0	0	0	0	0	0	0	0	0	0	0	0	0	0	0	0
<b>Total</b>	<b>8</b>	<b>4</b>	<b>12</b>	<b>0</b>	<b>0</b>	<b>1</b>	<b>0</b>	<b>0</b>	<b>0</b>	<b>0</b>	<b>0</b>	<b>0</b>	<b>0</b>	<b>0</b>	<b>0</b>	<b>0</b>	<b>0</b>	<b>0</b>	<b>0</b>	<b>0</b>



# First Quarter

11/27/2016

## Play By Play

NO wins the coin toss and elects to defer. LA elects to Receive, and NO elects to defend the south goal.

W.Lutz kicks 65 yards from NO 35 to end zone, Touchback.

### Los Angeles Rams at 15:00

1-10-LA 25	(15:00) (Shotgun) J.Goff pass short left to T.Gurley to NO 44 for 31 yards (J.Byrd) [V.Bell]. Pass 6, YAC 25	P1
<u>1-10-NO 44</u>	(14:20) T.Gurley left guard to NO 44 for no gain (N.Fairley).	
2-10-NO 44	(13:35) (Shotgun) J.Goff pass deep left to K.Britt pushed ob at NO 27 for 17 yards (V.Bell). Pass 16, YAC 1	P2
<u>1-10-NO 27</u>	(12:57) (Shotgun) T.Gurley right guard to NO 24 for 3 yards (T.Davison; C.Robertson).	
2-7-NO 24	(12:17) (Shotgun) J.Goff pass incomplete short right to K.Britt.	
3-7-NO 24	<b>(12:14) (Shotgun) J.Goff pass deep left to T.Austin for 24 yards, TOUCHDOWN. Pass 24, YAC 0</b> <i>PENALTY on LA-K.Britt, Unsportsmanlike Conduct, 15 yards, enforced between downs.</i> G.Zuerlein extra point is GOOD, Center-J.McQuaide, Holder-J.Hekker.	P3

**LA 7 NO 0, 6 plays, 75 yards, 2:52 drive, 2:52 elapsed**

The kickoff yardline changed owing to the penalty after the touchdown. G.Zuerlein kicks 73 yards from LA 20 to NO 7. T.Lewis to NO 25 for 18 yards (B.Marquez).

### New Orleans Saints at 12:08, (1st play from scrimmage 12:03)

1-10-NO 25	(12:03) (Shotgun) D.Brees pass incomplete short right to T.Lewis [M.Brockers].	
2-10-NO 25	(11:58) D.Brees pass short right to M.Thomas to NO 37 for 12 yards (E.Gaines). Pass 11, YAC 1	P1
<u>1-10-NO 37</u>	(11:27) M.Ingram left guard to LA 45 for 18 yards (M.Alexander).	R2
<u>1-10-LA 45</u>	(10:42) T.Hightower right guard to 50 for -5 yards (A.Donald).	
2-15-50	(10:05) D.Brees pass short left to J.Kuhn to LA 47 for 3 yards (M.Barron). Pass 3, YAC 0	
3-12-LA 47	(9:23) (Shotgun) D.Brees pass incomplete short right to W.Snead (T.Johnson).	
4-12-LA 47	(9:17) T.Morstead punts 39 yards to LA 8, Center-J.Drescher, fair catch by T.Austin.	

### Los Angeles Rams at 9:10

1-10-LA 8	(9:10) (Shotgun) J.Goff pass short left to T.Gurley to LA 6 for -2 yards (J.Byrd). Pass -4, YAC 2	
2-12-LA 6	(8:27) T.Gurley left tackle to LA 9 for 3 yards (K.Vaccaro).	
3-9-LA 9	(7:48) (Shotgun) J.Goff pass short right to L.Kendricks to LA 19 for 10 yards (S.Moore). <i>PENALTY on LA-T.Austin, Illegal Block Above the Waist, 8 yards, enforced at LA 16. Pass -1, YAC 8</i>	
3-10-LA 8	(7:29) (Shotgun) J.Goff pass incomplete short middle to L.Kendricks.	
4-10-LA 8	(7:24) J.Hekker punts 43 yards to NO 49, Center-J.McQuaide, fair catch by T.Lewis.	

### New Orleans Saints at 7:18

1-10-NO 49	(7:18) T.Lelito reported in as eligible. T.Hightower right tackle to LA 42 for 9 yards (M.Barron).	
2-1-LA 42	(6:46) T.Hightower left guard to LA 39 for 3 yards (D.Easley).	R3
<u>1-10-LA 39</u>	(6:09) (Shotgun) D.Brees pass short middle to W.Snead to LA 34 for 5 yards (A.Ogletree).	
2-5-LA 34	(5:35) T.Hightower left guard to LA 36 for -2 yards (M.Barron).	
3-7-LA 36	(4:55) (Shotgun) D.Brees pass short left to W.Snead to LA 20 for 16 yards (E.Gaines; T.Johnson) [A.Donald]. Pass 7, YAC 9	P4
<u>1-10-LA 20</u>	(4:11) (Shotgun) D.Brees pass short left to C.Fleener to LA 8 for 12 yards (E.Gaines; A.Ogletree). Pass 8, YAC 4	P5
<u>1-8-LA 8</u>	(3:28) D.Brees pass incomplete short middle to W.Snead (T.McDonald).	
2-8-LA 8	(3:24) M.Ingram right guard to LA 3 for 5 yards (A.Ogletree).	
3-3-LA 3	<b>(2:49) D.Brees pass short middle to B.Coleman for 3 yards, TOUCHDOWN. Pass 3, YAC 0</b> W.Lutz extra point is GOOD, Center-J.Drescher, Holder-T.Morstead.	P6

**LA 7 NO 7, 9 plays, 51 yards, 4:33 drive, 12:15 elapsed**

W.Lutz kicks 64 yards from NO 35 to LA 1. B.Cunningham to LA 26 for 25 yards (C.Banjo).

*PENALTY on NO-C.Banjo, Offside on Free Kick, 5 yards, enforced at LA 26.*

### Los Angeles Rams at 2:45, (1st play from scrimmage 2:39)

1-10-LA 31	(2:39) T.Gurley left end to LA 40 for 9 yards (V.Bell; S.Moore).	
2-1-LA 40	(2:00) T.Gurley left guard to LA 43 for 3 yards (C.Robertson; K.Edebali).	R4
<u>1-10-LA 43</u>	(1:21) (Shotgun) J.Goff pass incomplete short left to T.Higbee.	
2-10-LA 43	(1:14) (Shotgun) J.Goff pass short middle to T.Austin to NO 49 for 8 yards (J.Byrd). Pass 4, YAC 4	
3-2-NO 49	(:27) <i>PENALTY on LA-K.Britt, False Start, 5 yards, enforced at NO 49 - No Play.</i>	
3-7-LA 46	(:04) (Shotgun) J.Goff pass incomplete short middle to K.Britt.	

### END OF QUARTER

	Score	Time Poss	First Downs				Efficiencies	
			R	P	X	T	3 Down	4 Down
Los Angeles Rams	7	7:29	1	3	0	4	1/3	0/0
New Orleans Saints	7	7:31	2	4	0	6	2/3	0/0





## Second Quarter

11/27/2016

## Play By Play

Los Angeles Rams continued.

4-7-LA 46 (15:00) J.Hekker punts 40 yards to NO 14, Center-J.McQuaide, fair catch by J.Byrd.

## New Orleans Saints at 14:54

1-10-NO 14 (14:54) D.Brees sacked at NO 8 for -6 yards (A.Donald). FUMBLES (A.Donald) [A.Donald], RECOVERED by LA-M.Barron at NO 6. M.Barron to NO 6 for no gain (J.Evans).

## Los Angeles Rams at 14:47

1-6-NO 6 (14:47) (Shotgun) J.Goff pass short right to K.Britt for 6 yards, TOUCHDOWN. Pass 2, YAC 4 P5  
G.Zuerlein extra point is GOOD, Center-J.McQuaide, Holder-J.Hekker.

LA 14 NO 7, 1 plays, 6 yards, 0:04 drive, 0:17 elapsed

G.Zuerlein kicks 65 yards from LA 35 to end zone, Touchback.

## New Orleans Saints at 14:43

1-10-NO 25 (14:43) M.Ingram right guard to NO 28 for 3 yards (T.McDonald).

2-7-NO 28 (14:06) (Shotgun) D.Brees pass short right to W.Snead to NO 36 for 8 yards (T.McDonald). P7

1-10-NO 36 (13:26) T.Lelito reported in as eligible. M.Ingram right tackle to LA 49 for 15 yards (A.Ogletree). R8

1-10-LA 49 (12:45) (Shotgun) T.Hightower left guard to 50 for -1 yards (A.Donald).

2-11-50 (12:04) (Shotgun) D.Brees pass deep middle to C.Fleener to LA 19 for 31 yards (M.Barron) [M.Brockers]. P9

*Penalty on LA-M.Barron, Defensive Holding, declined. Pass 20, YAC 11*

1-10-LA 19 (11:42) M.Ingram up the middle to LA 15 for 4 yards (M.Barron; A.Ogletree).

2-6-LA 15 (11:09) D.Brees pass short right to J.Hill to LA 10 for 5 yards (T.McDonald). Pass 5, YAC 0

3-1-LA 10 (10:22) T.Lelito reported in as eligible. M.Ingram left guard to LA 10 for no gain (M.Barron).

4-1-LA 10 (9:43) M.Ingram left end for 10 yards, TOUCHDOWN. R10

W.Lutz extra point is GOOD, Center-J.Drescher, Holder-T.Morstead.

LA 14 NO 14, 9 plays, 75 yards, 5:05 drive, 5:22 elapsed

W.Lutz kicks 71 yards from NO 35 to LA -6. B.Cunningham to LA 27 for 33 yards (B.Webb).

## Los Angeles Rams at 9:38, (1st play from scrimmage 9:32)

1-10-LA 27 (9:32) (Shotgun) J.Goff sacked at LA 17 for -10 yards (S.Rankins). FUMBLES (S.Rankins) [S.Rankins], RECOVERED by NO-P.Kruger at LA 10. P.Kruger to LA 10 for no gain (T.Gurley).

## New Orleans Saints at 9:25

1-10-LA 10 (9:25) D.Brees pass short right to C.Fleener to LA 5 for 5 yards (T.McDonald). Pass 5, YAC 0

2-5-LA 5 (8:49) T.Hightower right guard to LA 1 for 4 yards (T.Johnson; M.Alexander).

3-1-LA 1 (8:10) T.Lelito reported in as eligible. T.Hightower left guard to LA 1 for no gain (A.Ogletree).

Timeout #1 by NO at 07:47.

4-1-LA 1 (7:47) (Run formation) T.Lelito reported in as eligible. D.Brees up the middle for 1 yard, TOUCHDOWN. R11

W.Lutz extra point is GOOD, Center-J.Drescher, Holder-T.Morstead.

LA 14 NO 21, 4 plays, 10 yards, 1:39 drive, 7:14 elapsed

W.Lutz kicks 42 yards from NO 35 to LA 23. C.Reynolds (didn't try to advance) to LA 23 for no gain (S.Keo).

## Los Angeles Rams at 7:46, (1st play from scrimmage 7:44)

1-10-LA 23 (7:44) T.Gurley right guard to LA 36 for 13 yards (D.Onyemata; S.Moore). R6

1-10-LA 36 (7:06) (Shotgun) T.Gurley left guard to LA 39 for 3 yards (C.Robertson).

2-7-LA 39 (6:26) (Shotgun) J.Goff pass incomplete short left to L.Kendricks (V.Bell).

3-7-LA 39 (6:22) (Shotgun) J.Goff pass incomplete short left to B.Quick.

4-7-LA 39 (6:19) J.Hekker punts 47 yards to NO 14, Center-J.McQuaide. T.Lewis to NO 22 for 8 yards (C.Littleton).

## New Orleans Saints at 6:09

1-10-NO 22 (6:09) D.Brees pass short left to M.Thomas to NO 27 for 5 yards (E.Gaines).

2-5-NO 27 (5:36) D.Brees pass incomplete [E.Gaines]. LA-E.Gaines was injured during the play. His return is Probable.

*PENALTY on NO-D.Brees, Intentional Grounding, 10 yards, enforced at NO 27.*

3-15-NO 17 (5:32) (Shotgun) D.Brees pass incomplete deep left to M.Thomas.

*PENALTY on LA-L.Joyner, Defensive Pass Interference, 24 yards, enforced at NO 17 - No Play.* X12

1-10-NO 41 (5:26) T.Lelito reported in as eligible. M.Ingram left tackle to NO 39 for -2 yards (D.Easley).

2-12-NO 39 (4:50) (Shotgun) D.Brees pass short middle to C.Fleener to 50 for 11 yards (M.Alexander; A.Ogletree). Pass 4, YAC 11

3-1-50 (4:08) D.Brees pass short right to J.Hill to LA 42 for 8 yards (M.Brockers). Pass 5, YAC 3 P13

1-10-LA 42 (3:32) D.Brees pass short right to J.Hill to LA 7 for 35 yards (E.Gaines). LA-E.Westbrooks was injured during the play. His return is P14



**Los Angeles Rams vs New Orleans Saints at Mercedes-Benz Superdome**

Questionable. Pass 5, YAC 30  
1-7-LA 7 (3:08) T.Hightower left guard to LA 6 for 1 yard (M.Barron).  
 2-6-LA 6 **(2:29) (Shotgun) D.Brees pass short left to M.Thomas for 6 yards, TOUCHDOWN. Pass 6, YAC 0** P15  
 W.Lutz extra point is GOOD, Center-J.Drescher, Holder-T.Morstead.

**LA 14 NO 28, 8 plays, 78 yards, 1 penalty, 3:45 drive, 12:36 elapsed**

W.Lutz kicks 59 yards from NO 35 to LA 6. B.Cunningham pushed ob at LA 21 for 15 yards (J.Hill).

**Los Angeles Rams at 2:24, (1st play from scrimmage 2:18)**

1-10-LA 21 (2:18) T.Gurley right tackle to LA 24 for 3 yards (N.Fairley). LA-R.Saffold was injured during the play. His return is Probable.  
 Timeout #2 by NO at 02:12.  
 2-7-LA 24 (2:12) J.Goff pass short left to B.Marquez to LA 36 for 12 yards (J.Byrd). Pass 6, YAC 6 P7

**Two-Minute Warning**

1-10-LA 36 (2:00) (Shotgun) J.Goff pass short left to T.Austin to LA 44 for 8 yards (S.Rankins). Pass -3, YAC 11  
 2-2-LA 44 (1:30) (Shotgun) J.Goff pass incomplete short right to K.Britt.  
 Timeout #1 by LA at 01:25.  
 3-2-LA 44 (1:25) (Shotgun) J.Goff pass deep left to L.Kendricks pushed ob at NO 32 for 24 yards (D.Ellerbe) [P.Kruger]. Pass 24, YAC 0 P8  
1-10-NO 32 (1:20) (Shotgun) J.Goff pass short left to K.Britt to NO 15 for 17 yards (B.Webb). Pass 9, YAC 8 P9  
1-10-NO 15 (1:00) (No Huddle) J.Goff spiked the ball to stop the clock.  
 INJURY UPDATE - LA #76 R.Saffold, hand, OUT for remainder of game.  
 2-10-NO 15 **(1:00) (Shotgun) J.Goff pass short middle to L.Kendricks for 15 yards, TOUCHDOWN. Pass 13, YAC 2** P10  
 G.Zuerlein extra point is GOOD, Center-J.McQuaide, Holder-J.Hekker.

**LA 21 NO 28, 8 plays, 79 yards, 1:29 drive, 14:05 elapsed**

G.Zuerlein kicks 65 yards from LA 35 to end zone, Touchback.

**New Orleans Saints at 0:55**

1-10-NO 25 (:55) (Shotgun) D.Brees pass short left to W.Snead to NO 32 for 7 yards (W.Hayes; E.Gaines). Pass -4, YAC 11  
 2-3-NO 32 (:33) (No Huddle, Shotgun) D.Brees pass short left to M.Thomas to NO 42 for 10 yards (M.Barron; E.Gaines). Pass 4, YAC 6 P16  
 Timeout #3 by NO at 00:26.  
1-10-NO 42 (:26) (Shotgun) D.Brees pass short middle to J.Hill to NO 46 for 4 yards (M.Barron) [A.Ogletree]. Pass 3, YAC 1  
 2-6-NO 46 (:09) (No Huddle) D.Brees spiked the ball to stop the clock.  
 3-6-NO 46 (:09) (Shotgun) PENALTY on NO-D.Brees, Delay of Game, 5 yards, enforced at NO 46 - No Play.  
 3-11-NO 41 (:08) (Shotgun) D.Brees pass short left to J.Hill to NO 42 for 1 yard (E.Gaines). Pass 1, YAC 0

**END OF QUARTER**

	Score	Time Poss	First Downs				Efficiencies	
			R	P	X	T	3 Down	4 Down
<b>Los Angeles Rams</b>	<b>21</b>	<b>3:29</b>	<b>1</b>	<b>5</b>	<b>0</b>	<b>6</b>	<b>1/2</b>	<b>0/0</b>
<b>New Orleans Saints</b>	<b>28</b>	<b>11:31</b>	<b>3</b>	<b>6</b>	<b>1</b>	<b>10</b>	<b>1/4</b>	<b>2/2</b>



# Third Quarter

11/27/2016

## Play By Play

NO elects to Receive, and LA elects to defend the South goal.

G.Zuerlein kicks 65 yards from LA 35 to end zone, Touchback.

### New Orleans Saints at 15:00

1-10-NO 25	(15:00) M.Ingram right guard to LA 14 for 61 yards (T.McDonald).	R17
<u>1-10-LA 14</u>	(14:18) T.Hightower right tackle to LA 15 for -1 yards (W.Hayes).	
2-11-LA 15	(13:43) D.Brees sacked at LA 21 for -6 yards (R.Quinn).	
3-17-LA 21	<b>(13:05) (Shotgun) D.Brees pass short right to M.Ingram for 21 yards, TOUCHDOWN. Pass -6, YAC 27</b>	P18
	W.Lutz extra point is GOOD, Center-J.Drescher, Holder-T.Morstead.	

**LA 21 NO 35, 4 plays, 75 yards, 2:02 drive, 2:02 elapsed**

W.Lutz kicks 65 yards from NO 35 to LA 0. B.Cunningham to LA 29 for 29 yards (T.Cadet).

### Los Angeles Rams at 12:58, (1st play from scrimmage 12:53)

1-10-LA 29	(12:53) (Shotgun) J.Goff pass short middle to T.Gurley to LA 36 for 7 yards (D.Ellerbe). Pass 1, YAC 6	
2-3-LA 36	(12:13) T.Gurley left guard to LA 43 for 7 yards (C.Jordan).	R11
	<i>Penalty on NO-C.Jordan, Defensive Offside, declined.</i>	
<u>1-10-LA 43</u>	(11:45) J.Goff pass incomplete deep middle to K.Britt [D.Tapp].	
2-10-LA 43	(11:38) (Shotgun) J.Goff pass short middle intended for L.Kendricks INTERCEPTED by K.Vaccaro at LA 49. K.Vaccaro to LA 49 for no gain (L.Kendricks).	

### New Orleans Saints at 11:35

1-10-LA 49	(11:35) D.Brees pass short right to T.Hightower to LA 45 for 4 yards (M.Barron; T.Johnson). Pass 4, YAC 0	
2-6-LA 45	(10:55) T.Hightower left tackle to LA 42 for 3 yards (T.McDonald). NO-T.Armstead was injured during the play. His return is Probable.	
3-3-LA 42	(10:10) (Shotgun) D.Brees pass incomplete deep right to M.Thomas.	
4-3-LA 42	(10:05) T.Morstead punts 42 yards to end zone, Center-J.Drescher, Touchback.	

### Los Angeles Rams at 9:58

1-10-LA 20	(9:58) T.Austin left end ran ob at LA 30 for 10 yards (D.Ellerbe).	R12
<u>1-10-LA 30</u>	(9:17) (Shotgun) J.Goff pass short left to K.Britt to LA 36 for 6 yards (D.Breaux). Pass 5, YAC 1	
2-4-LA 36	(8:37) T.Gurley left guard to LA 36 for no gain (C.Jordan; T.Davison).	
3-4-LA 36	(7:55) (Shotgun) J.Goff pass short middle to B.Quick to LA 39 for 3 yards (K.Vaccaro). Pass 3, YAC 0	
4-1-LA 39	(7:07) J.Hekker punts 53 yards to NO 8, Center-J.McQuaide, fair catch by T.Lewis.	

### New Orleans Saints at 6:59

1-10-NO 8	(6:59) D.Brees pass short right to M.Thomas to NO 10 for 2 yards (C.Littleton). Pass 2, YAC 0	
2-8-NO 10	(6:14) (Shotgun) D.Brees pass incomplete short middle to M.Ingram.	
3-8-NO 10	(6:10) (Shotgun) D.Brees pass deep middle to M.Thomas to NO 45 for 35 yards (C.Davis). Pass 20, YAC 15	P19
<u>1-10-NO 45</u>	(5:24) T.Lelito reported in as eligible. D.Brees pass short left to J.Hill to LA 34 for 21 yards (T.Johnson).	P20
	<i>Penalty on LA-C.Thomas, Defensive Offside, declined. Pass 14, YAC 7</i>	
<u>1-10-LA 34</u>	(4:53) M.Ingram left guard to LA 25 for 9 yards (A.Ogletree).	
2-1-LA 25	(4:20) J.Kuhn right guard to LA 21 for 4 yards (M.Barron).	R21
<u>1-10-LA 21</u>	<b>(3:49) (Shotgun) D.Brees pass short left to M.Thomas for 21 yards, TOUCHDOWN. Pass 13, YAC 8</b>	P22
	W.Lutz extra point is GOOD, Center-J.Drescher, Holder-T.Morstead.	

**LA 21 NO 42, 7 plays, 92 yards, 3:17 drive, 11:18 elapsed**

W.Lutz kicks 65 yards from NO 35 to end zone, Touchback.

### Los Angeles Rams at 3:42

1-10-LA 25	(3:42) (Shotgun) T.Gurley right tackle to LA 33 for 8 yards (C.Robertson).	
2-2-LA 33	(3:16) (No Huddle, Shotgun) J.Goff pass incomplete short middle to B.Quick [C.Robertson].	
3-2-LA 33	(3:11) (Shotgun) J.Goff sacked at LA 22 for -11 yards (V.Bell).	
	<i>PENALTY on NO-D.Ellerbe, Defensive Holding, 5 yards, enforced at LA 33 - No Play.</i>	X13
<u>1-10-LA 38</u>	(2:44) (Shotgun) <i>PENALTY on LA-A.Donnal, False Start, 5 yards, enforced at LA 38 - No Play.</i>	
1-15-LA 33	(2:21) (Shotgun) <i>PENALTY on LA-T.Higbee, False Start, 5 yards, enforced at LA 33 - No Play.</i>	
1-20-LA 28	(1:59) (Shotgun) J.Goff pass short right to T.Austin pushed ob at LA 33 for 5 yards (D.Breaux). Pass 1, YAC 4	
2-15-LA 33	(1:21) (Shotgun) J.Goff sacked at LA 24 for -9 yards (C.Jordan, D.Ellerbe).	
3-24-LA 24	(:37) (Shotgun) J.Goff pass short left to B.Cunningham to LA 36 for 12 yards (V.Bell; C.Robertson).	
	<i>Penalty on LA, Illegal Motion, declined. Pass -5, YAC 17</i>	
4-12-LA 36	(:04) J.Hekker punts 43 yards to NO 21, Center-J.McQuaide. T.Lewis MUFFS catch, touched at NO 21, recovered by NO-S.Keo at NO 19. S.Keo to NO 19 for no gain (B.Cunningham).	

### END OF QUARTER

	Score	Time Poss	First Downs				Efficiencies	
			R	P	X	T	3 Down	4 Down
Los Angeles Rams	21	8:04	2	0	1	3	0/2	0/0
New Orleans Saints	42	6:56	2	4	0	6	2/3	0/0



# Fourth Quarter

11/27/2016

## Play By Play

New Orleans Saints continued.

### New Orleans Saints at 15:00

1-10-NO 19	(15:00) T.Hightower left tackle to NO 26 for 7 yards (A.Ogletree).	
2-3-NO 26	(14:22) T.Lewis left end ran ob at NO 33 for 7 yards. No tackle - Lewis stepped on the out-of-bounds line.	R23
<u>1-10-NO 33</u>	(13:47) T.Hightower left tackle to NO 37 for 4 yards (A.Ogletree).	
2-6-NO 37	(13:00) D.Brees pass short left to M.Thomas to NO 43 for 6 yards (E.Gaines). Pass 6, YAC 0	P24
<u>1-10-NO 43</u>	(12:15) T.Hightower left tackle to NO 45 for 2 yards (A.Ogletree).	
2-8-NO 45	(11:32) (Shotgun) D.Brees pass short middle to T.Cadet to LA 48 for 7 yards (A.Ogletree; M.Barron). LA-E.Gaines was injured during the play. His return is Questionable. <i>Penalty on NO, Illegal Shift, declined.</i> <i>PENALTY on NO-J.Evans, Offensive Holding, 10 yards, enforced at NO 45 - No Play.</i>	
2-18-NO 35	(11:09) (Shotgun) M.Ingram left tackle to 50 for 15 yards (L.Joyner).	
3-3-50	<b>(10:26) W.Snead pass deep right to T.Hightower for 50 yards, TOUCHDOWN [M.Barron]. Pass 22, YAC 28. Brees took the snap, and threw backwards and left to Snead. Snead threw deep to Hightower on the right side for the touchdown.</b> W.Lutz extra point is GOOD, Center-J.Drescher, Holder-T.Morstead.	P25

LA 21 NO 49, 7 plays, 81 yards, 4:45 drive, 4:45 elapsed

W.Lutz kicks 68 yards from NO 35 to LA -3. B.Cunningham pushed ob at NO 42 for 61 yards (N.Stupar).

### Los Angeles Rams at 10:15, (1st play from scrimmage 10:05)

1-10-NO 42	(10:05) (Shotgun) J.Goff pass short right to L.Kendricks to NO 37 for 5 yards (C.Robertson). Pass 5, YAC 0
2-5-NO 37	(9:42) (No Huddle) T.Gurley left guard to NO 39 for -2 yards (N.Fairley).
3-7-NO 39	(9:09) (No Huddle, Shotgun) J.Goff pass short left to K.Britt to NO 33 for 6 yards (K.Vaccaro) [V.Bell]. LA-K.Britt was injured during the play. His return is Questionable. INJURY UPDATE - LA #33 E.J.Gaines, chest, QUESTIONABLE to return. Pass 5, YAC 1
4-1-NO 33	(8:37) T.Gurley left guard to NO 33 for no gain (C.Jordan).

### New Orleans Saints at 8:32

1-10-NO 33	(8:32) M.Ingram right tackle to NO 35 for 2 yards (T.McDonald).
2-8-NO 35	(7:50) M.Ingram left end ran ob at NO 37 for 2 yards (C.Littleton).
3-6-NO 37	(7:08) (Shotgun) D.Brees pass incomplete short right to T.Lewis (A.Ogletree).
4-6-NO 37	(7:04) T.Morstead punts 59 yards to LA 4, Center-J.Drescher. T.Austin to LA 12 for 8 yards (S.Keo).

### Los Angeles Rams at 6:50

1-10-LA 12	(6:50) (Shotgun) J.Goff pass short middle to T.Gurley to LA 15 for 3 yards (K.Vaccaro). Pass 3, YAC 0
2-7-LA 15	(6:24) (No Huddle, Shotgun) J.Goff pass incomplete short left to K.Britt.
3-7-LA 15	(6:19) (Shotgun) J.Goff sacked at LA 5 for -10 yards (D.Ellerbe).
4-17-LA 5	(5:38) J.Hekker punts 68 yards to NO 27, Center-J.McQuaide, downed by LA-M.Thomas.

### New Orleans Saints at 5:24

1-10-NO 27	(5:24) D.Brees pass short right to M.Thomas to NO 38 for 11 yards (M.Barron). Pass 1, YAC 10	P26
<u>1-10-NO 38</u>	(4:50) T.Hightower right tackle to LA 32 for 30 yards (M.Alexander; E.Gaines).	R27
<u>1-10-LA 32</u>	(4:05) T.Lelito reported in as eligible. T.Hightower left tackle to LA 35 for -3 yards (M.Barron).	
2-13-LA 35	(3:25) M.Ingram left end pushed ob at LA 28 for 7 yards (A.Ogletree). <i>PENALTY on NO-J.Kuhn, Offensive Holding, 10 yards, enforced at LA 35 - No Play.</i>	
2-23-LA 45	(3:20) M.Ingram left end to LA 41 for 4 yards (M.Barron; A.Ogletree).	
3-19-LA 41	(2:33) (Shotgun) D.Brees pass short left to W.Snead to LA 39 for 2 yards (A.Donald).	

Two-Minute Warning

4-17-LA 39	(2:00) T.Morstead punts 39 yards to end zone, Center-J.Drescher, Touchback.
------------	---

### Los Angeles Rams at 1:53

1-10-LA 20	(1:53) M.Brown right guard to LA 21 for 1 yard (N.Stupar).
2-9-LA 21	(1:19) M.Brown right guard to LA 25 for 4 yards (D.Tapp).
3-5-LA 25	(:37) (Shotgun) M.Brown left tackle to LA 29 for 4 yards (D.Tapp).

### END OF QUARTER

	Score	Time Poss	First Downs				Efficiencies	
			R	P	X	T	3 Down	4 Down
Los Angeles Rams	21	5:02	0	0	0	0	0/3	0/1
New Orleans Saints	49	9:58	2	3	0	5	1/3	0/0



# Miscellaneous Statistics Report

Los Angeles Rams vs New Orleans Saints  
11/27/2016 at Mercedes-Benz Superdome

## Ten Longest Plays for Los Angeles Rams

Yards	Qtr	Play Start	Play Description
31	1	1-10-LA 25	(15:00) (Shotgun) J.Goff pass short left to T.Gurley to NO 44 for 31 yards (J.Byrd) [V.Bell]. Pass 6, YAC 25
24	1	3-7-NO 24	(12:14) (Shotgun) J.Goff pass deep left to T.Austin for 24 yards, TOUCHDOWN. Pass 24, YAC 0 PENALTY on LA-K.Britt, Unsportsmanlike Conduct, 15 yards, enforced between downs.
24	2	3-2-LA 44	(1:25) (Shotgun) J.Goff pass deep left to L.Kendricks pushed ob at NO 32 for 24 yards (D.Ellerbe) [P.Kruger]. Pass 24, YAC 0
17	1	2-10-NO 44	(13:35) (Shotgun) J.Goff pass deep left to K.Britt pushed ob at NO 27 for 17 yards (V.Bell). Pass 16, YAC 1
17	2	1-10-NO 32	(1:20) (Shotgun) J.Goff pass short left to K.Britt to NO 15 for 17 yards (B.Webb). Pass 9, YAC 8
15	2	2-10-NO 15	(1:00) (Shotgun) J.Goff pass short middle to L.Kendricks for 15 yards, TOUCHDOWN. Pass 13, YAC 2
13	2	1-10-LA 23	(7:44) T.Gurley right guard to LA 36 for 13 yards (D.Onyemata; S.Moore).
12	2	2-7-LA 24	(2:12) J.Goff pass short left to B.Marquez to LA 36 for 12 yards (J.Byrd). Pass 6, YAC 6
12	3	3-24-LA 24	(:37) (Shotgun) J.Goff pass short left to B.Cunningham to LA 36 for 12 yards (V.Bell; C.Robertson). Penalty on LA, Illegal Motion, declined. Pass -5, YAC 17
10	3	1-10-LA 20	(9:58) T.Austin left end ran ob at LA 30 for 10 yards (D.Ellerbe).

## Ten Longest Plays for New Orleans Saints

Yards	Qtr	Play Start	Play Description
61	3	1-10-NO 25	(15:00) M.Ingram right guard to LA 14 for 61 yards (T.McDonald).
50	4	3-3-50	(10:26) W.Snead pass deep right to T.Hightower for 50 yards, TOUCHDOWN [M.Barron]. Pass 22, YAC 28. Brees took the
35	2	1-10-LA 42	(3:32) D.Brees pass short right to J.Hill to LA 7 for 35 yards (E.Gaines). LA-E.Westbrooks was injured during the play. His
35	3	3-8-NO 10	(6:10) (Shotgun) D.Brees pass deep middle to M.Thomas to NO 45 for 35 yards (C.Davis). Pass 20, YAC 15
31	2	2-11-50	(12:04) (Shotgun) D.Brees pass deep middle to C.Fleener to LA 19 for 31 yards (M.Barron) [M.Brockers].
30	4	1-10-NO 38	(4:50) T.Hightower right tackle to LA 32 for 30 yards (M.Alexander; E.Gaines).
21	3	3-17-LA 21	(13:05) (Shotgun) D.Brees pass short right to M.Ingram for 21 yards, TOUCHDOWN. Pass -6, YAC 27
21	3	1-10-NO 45	(5:24) T.Lelito reported in as eligible. D.Brees pass short left to J.Hill to LA 34 for 21 yards (T.Johnson).
21	3	1-10-LA 21	(3:49) (Shotgun) D.Brees pass short left to M.Thomas for 21 yards, TOUCHDOWN. Pass 13, YAC 8
18	1	1-10-NO 37	(11:27) M.Ingram left guard to LA 45 for 18 yards (M.Alexander).

## Touchdown Scoring Information

		Offense	Defense	Special Teams
<b>VISITOR</b>	Los Angeles Rams	3	0	0
<b>HOME</b>	New Orleans Saints	7	0	0

## Player Scoring Information

Club	Player	TD	Rush TD	Rec TD	KO TD	Punt TD	Int TD	Fum TD	Misc TD	FG	XP	2Pt Rush	2Pt Rec	Sfty	Points
LA	K.Britt	0	0	1	0	0	0	0	0	0	0	0	0	0	6
LA	L.Kendricks	0	0	1	0	0	0	0	0	0	0	0	0	0	6
LA	T.Austin	0	0	1	0	0	0	0	0	0	0	0	0	0	6
LA	G.Zuerlein	0	0	0	0	0	0	0	0	0	3	0	0	0	3
NO	M.Ingram	0	1	1	0	0	0	0	0	0	0	0	0	0	12
NO	M.Thomas	0	0	2	0	0	0	0	0	0	0	0	0	0	12
NO	W.Lutz	0	0	0	0	0	0	0	0	0	7	0	0	0	7
NO	D.Brees	0	1	0	0	0	0	0	0	0	0	0	0	0	6
NO	T.Hightower	0	0	1	0	0	0	0	0	0	0	0	0	0	6
NO	B.Coleman	0	0	1	0	0	0	0	0	0	0	0	0	0	6

## Possession Detail

	First Half		Second Half		Game	
	Visitor	Home	Visitor	Home	Visitor	Home
Largest Lead	7	14	0	28	7	28
Drives Leading	2	2	0	6	2	8
Time of Possession Leading	1:56	4:40	0:00	16:54	1:56	21:34
Largest Deficit	-14	-7	-28	0	-28	-7
Drives Trailing	2	3	6	0	8	3
Time of Possession Trailing	3:06	12:36	13:06	0:00	16:12	12:36
Times Score Tied Up		2		0		2
Lead Changes		3		0		3



# Playtime Percentage

Percent of playtime per player on offense, defense and special teams

## Los Angeles Rams

## New Orleans Saints

		Offense	Defense	Special Teams				Offense	Defense	Special Teams	
R Havenstein	T	53	100%	3	9%	J Evans	G	74	100%	7	22%
J Brown	G	53	100%	3	9%	Z Strief	T	74	100%	7	22%
C Wichmann	G	53	100%	3	9%	M Unger	C	74	100%	7	22%
J Goff	QB	53	100%			A Peat	T	74	100%	7	22%
T Barnes	C	53	100%			D Brees	QB	74	100%		
K Britt	WR	47	89%			J Hill	TE	58	78%	27	84%
B Quick	WR	41	77%			M Thomas	WR	50	68%		
T Austin	WR	40	75%	3	9%	T Armstead	T	49	66%		
L Kendricks	TE	36	68%			B Cooks	WR	45	61%		
T Gurley	RB	34	64%			M Ingram	RB	42	57%		
A Donnal	T	31	58%	3	9%	W Snead	WR	40	54%		
T Higbee	TE	23	43%	7	22%	J Phillips	TE	30	41%	11	34%
R Saffold	T	22	42%	2	6%	B Coleman	WR	27	36%	4	12%
B Cunningham	RB	14	26%	17	53%	S Kelemete	C	25	34%	7	22%
P Cooper	WR	14	26%	1	3%	T Hightower	RB	25	34%		
M Thomas	WR	6	11%	16	50%	J Kuhn	FB	21	28%	6	19%
M Brown	RB	5	9%	10	31%	C Fleener	TE	18	24%		
B Marquez	WR	3	6%	22	69%	T Lelito	G	9	12%	7	22%
C Harkey	TE	2	4%	21	66%	T Lewis	WR	3	4%	8	25%
T McDonald	SS		74 100%	9	28%	T Cadet	RB	2	3%	18	56%
M Barron	LB		74 100%	2	6%	V Bell	FS		53 100%	17	53%
A Ogletree	LB		74 100%			C Robertson	LB		53 100%	9	28%
M Alexander	FS		72 97%	7	22%	S Moore	CB		53 100%		
T Johnson	CB		72 97%			K Vaccaro	SS		53 100%		
E Gaines	CB		65 88%	6	19%	J Byrd	FS		51 96%	5	16%
A Donald	DT		49 66%	6	19%	D Breaux	CB		50 94%		
L Joyner	CB		43 58%	1	3%	D Ellerbe	LB		48 91%		
E Westbrook	DT		39 53%	7	22%	C Jordan	DE		44 83%	5	16%
R Quinn	DE		38 51%	7	22%	N Fairley	DT		41 77%		
E Sims	DE		36 49%	11	34%	S Rankins	DT		35 66%		
C Littleton	LB		35 47%	22	69%	P Kruger	DE		27 51%	5	16%
W Hayes	DE		35 47%			T Davison	DT		18 34%	5	16%
C Thomas	DT		34 46%	2	6%	B Webb	CB		17 32%	17	53%
M Brockers	DT		32 43%	7	22%	K Edebali	DE		12 23%	16	50%
D Easley	DT		32 43%			D Onyemata	DE		12 23%		
C Davis	FS		5 7%	29	91%	D Tapp	DE		11 21%	5	16%
B Countess	CB		3 4%	11	34%	N Stupar	LB		5 9%	25	78%
B Hager	LB		2 3%	22	69%	S Keo	SS			20	62%
C Reynolds	RB			29	91%	S Anthony	LB			20	62%
N Grigsby	LB			19	59%	C Banjo	FS			20	62%
D Rhane	C			11	34%	R Harper	SS			17	53%
J Hekker	P			9	28%	W Lutz	K			15	47%
J McQuaide	LS			9	28%	K Crawley	CB			13	41%
M Christian	SS			8	25%	T Morstead	P			11	34%
G Zuerlein	K			7	22%	J Drescher	LS			11	34%

