



2016 TAMPA BAY BUCCANEERS

# MEDIA INFORMATION





VS.



GAME 16

VS. CAROLINA

JAN. 1ST - 1:00 PM ET





**TAMPA BAY BUCCANEERS**  
**2016 WEEKLY PRESS RELEASE**  
**PUBLIC RELATIONS**

**ONE BUCCANEER PLACE, TAMPA FLORIDA**  
**TEL (813) 554-1311**  
**FAX (813) 387-6317**

**TAMPA BAY**  
**BUCCANEERS**

**VS.**

**CAROLINA**  
**PANTHERS**

**TAMPA BAY BUCCANEERS (8-7) VS. CAROLINA PANTHERS (6-9)**

SUNDAY, JANUARY 1, 1:00 P.M. ET  
 RAYMOND JAMES STADIUM (65,618)

**NETWORK TELEVISION:** FOX

**PLAY-BY-PLAY:** THOM BRENNAMAN **ANALYSTS:** CHARLES DAVIS, CHRIS SPIELMAN **SIDELINE:** PETER SCHRAGER

**BUCS RADIO:** US 103.5, FLAGSHIP STATION (103.5 FM, 620 AM & 95.3 FM)

**PLAY-BY-PLAY:** GENE DECKERHOFF **ANALYST:** DAVE MOORE **SIDELINE:** T.J. RIVES

**LAST GAME:** TAMPA BAY LOST AT NEW ORLEANS, 31-24; CAROLINA LOST VS. ATLANTA, 33-16



**ALL-TIME SERIES**

The Panthers lead the all-time series 20-12, with Tampa Bay having won the first matchup this season, a 17-14 victory on Monday Night Football. Prior to that game, Carolina had won the past six contests, sweeping the series from 2013-15. Tampa Bay took both matchups in 2012: 16-10 in Tampa and 27-21 in Charlotte. In 2011, the Panthers won, 38-19, in Tampa, and 48-16, in Charlotte. Tampa swept the 2010 series, 20-7 at Carolina and 31-16 in Tampa. The Panthers won both meetings of the 2009 season, 28-21, in Tampa, with the game-winning touchdown in the final minute of the game, and the second meeting by a score of 16-6 in Charlotte. Both teams won at home in 2008, including a 27-3 Buccaneers victory in Tampa (10/12/08) in the first meeting and a 38-23 Buccaneers loss in Charlotte (12/8/08) on Monday Night Football. In 2007, Tampa Bay defeated the Panthers in Carolina, 20-7, and then fell 31-23 in the last week of the regular season with Tampa Bay resting most of its starters to prepare for the playoffs. In 2006, the Panthers won 26-24 at Tampa Bay (9/24/06) and 24-10 at Carolina (11/13/06). The teams split the two meetings in 2005: Carolina won 34-14 at Tampa Bay (11/6/05) and the Buccaneers prevailed 20-10 at Carolina (12/11/05). Tampa Bay won three in a row from 1998-02 and started the series 4-1 before losing five consecutive meetings from 2003-05. Tampa Bay won both meetings in 2002, a 12-9 win at Carolina (10/27/02) and a 23-10 win at home (11/17/02). The Buccaneers were Carolina's fourth opponent in the Panthers' inaugural season in 1995, and Tampa Bay earned a 20-13 victory at Clemson Memorial Stadium (10/1/95). The following year, Carolina downed Tampa Bay 24-0 (12/1/96) on its way to the NFC Championship Game in just its second year of existence. The Buccaneers captured the last meeting prior to the 2002 season, 16-13, in 1998 at home.

**REGULAR SEASON SERIES BY THE NUMBERS**

<b>Overall Regular Season Series</b> .....	Carolina leads series, 20-12
<b>Home Record vs. Carolina Panthers</b> .....	5-10
<b>Road Record vs. Carolina Panthers</b> .....	7-10
<b>Current Streak</b> .....	Buccaneers, one game (2016)
<b>Buccaneers Longest Streak</b> .....	Three games (1998-2002)
<b>Panthers Longest Streak</b> .....	Six games (2013-16)
<b>Regular Season Point Total</b> .....	Buccaneers 555 – Panthers 709
<b>Most Points, Buccaneers</b> .....	31, Buccaneers 31-16 (2010)
<b>Most Points, Panthers</b> .....	48, Panthers 48-16 (2011)
<b>Most Points, both teams</b> .....	64, Panthers 48-16 (2011)
<b>Fewest Points, Buccaneers</b> .....	0, Panthers 24-0 (1996)
<b>Fewest Points, Panthers</b> .....	3, Buccaneers 27-3 (2008)
<b>Fewest Points, both teams</b> .....	21, twice, last Panthers 12-9 (2003)
<b>Largest Win, Buccaneers</b> .....	24 points, Buccaneers 27-3 (2008)
<b>Largest Win, Panthers</b> .....	32 points, Panthers 48-16 (2011)

**2016 Schedule and Results (8-7)**

<b>DATE</b>	<b>OPPONENT (TV)</b>	<b>TIME</b>
9/11	at Atlanta (FOX)	W, 31-24
9/18	at Arizona (FOX)	L, 40-7
9/25	LOS ANGELES (FOX)	L, 37-32
10/2	DENVER (CBS)	L, 27-7
10/10	at Carolina (ESPN)	W, 17-14
	Bye Week	
10/23	at San Francisco (FOX)	W, 34-17
10/30	OAKLAND (CBS)	L, 30-24 (OT)
11/3	ATLANTA (NFLN)	L, 43-28
11/13	CHICAGO (FOX)	W, 36-10
11/20	at Kansas City (FOX)	W, 19-17
11/27	SEATTLE (FOX)	W, 14-5
12/4	at San Diego (FOX)	W, 28-21
12/11	NEW ORLEANS (FOX)	W, 16-11
12/18	at Dallas (NBC)	L, 26-20
12/24	at New Orleans (FOX)	L, 31-24
1/1/17	CAROLINA (FOX)	1:00 p.m.

HOME GAMES IN ALL CAPS – All Times Eastern  
 ^ Subject to Flexible Scheduling

**BUCCANEERS PR TWITTER AND MEDIA SITE**

The Tampa Bay Buccaneers Public Relations staff is on Twitter: **@BuccaneersPR**, the department's official Twitter account, which provides media members with the latest updates on schedules and transactions, as well as notes and facts about the team and its activities.

For all of the team's publicity material, visit [media.buccaneers.com](http://media.buccaneers.com). There, users will find updated statistics, game notes, bios, rosters, the 2015 Buccaneers Media Guide and more, plus the latest releases from the team.

**Nelson Luis**

Senior Director of Communications  
 nluis@buccaneers.nfl.com

**Michael Pehanich**

Sr. Public Relations Manager  
 mpehanich@buccaneers.nfl.com

**Allen Barrett**

Public Relations Manager  
 abarrett@buccaneers.nfl.com

**Chris King**

Public Relations Coordinator  
 cking@buccaneers.nfl.com

**Brooke Skelley**

Public Relations Assistant  
 bskelley@buccaneers.nfl.com



## STATISTICAL COMPARISON

A look at how the teams match up in the 2016 season rankings:

Category	Tampa Bay	Carolina
Total Offense	17th (349.5 ypg)	19th (344.3 ypg)
Rushing Offense	t22nd (100.3 ypg)	12th (112.4 ypg)
Passing Offense	15th (249.2 ypg)	t21st (231.9 ypg)
Total Defense	26th (370.1 ypg)	22nd (363.7 ypg)
Rushing Defense	24th (116.5 ypg)	4th (90.2 ypg)
Passing Defense	23rd (253.7 ypg)	32nd (273.5 ypg)
Points Scored	18th (22.5 ppg)	14th (23.5 ppg)
Points Allowed	17th (23.5 ppg)	27th (25.7 ppg)
Sacks	11th (35.0)	1st (44.0)
Sacks Allowed	t15th (32.0)	17th (33.0)
Turnover Margin	t14th (+1)	t19th (-1)
Team Leaders	Tampa Bay	Carolina
Rushing Yards	Jacquizz Rodgers (485)	Jonathan Stewart (759)
Rushing Touchdowns	Doug Martin (3)	Jonathan Stewart (8 - t10th, NFL)
Passer Rating	Jameis Winston (87.0)	Cam Newton (77.5)
Passing Yards	Jameis Winston (3,888)	Cam Newton (3,272)
Passing Touchdowns	Jameis Winston (27 - 8th, NFL)	Cam Newton (18)
Receptions	Mike Evans (91 - t5th, NFL)	Greg Olsen (77 - 2nd, TEs)
Receiving Yards	Mike Evans (1,256 - 5th, NFL)	Greg Olsen (1,051 - 2nd, TEs)
Receiving Touchdowns	Mike Evans (11 - 3rd, NFL)	Kelvin Benjamin (6)
Tackles	Kwon Alexander (135 - 4th, NFL)	Thomas Davis (104)
Sacks	Gerald McCoy (7.0 - 3rd, DTs)	Mario Addison (8.5)
Interceptions	Brent Grimes (3)	Kurt Coleman (4 - t8th, NFL)

## WEEKLY MEDIA SCHEDULE

### WEDNESDAY, DECEMBER 28

11:45 a.m. - OC Todd Monken Media Availability  
 11:55 a.m. - QB Jameis Winston Media Availability/  
 Open Locker Room  
 1:10 p.m. - Practice (Open first 30 minutes)  
 3:20 p.m. - HC Dirk Koetter Media Availability  
 TBD - CAR Player Conference Call  
 TBD - CAR HC Ron Rivera Conference Call

### THURSDAY, DECEMBER 29

11:25 a.m. - DC Mike Smith Media Availability  
 11:35 a.m. - Open Locker Room (45 minutes)  
 12:50 p.m. - Practice (Open first 30 minutes)  
 3:00 p.m. - HC Dirk Koetter Media Availability

### FRIDAY, DECEMBER 30

10:20 a.m. - Practice (Open first 30 minutes)  
 11:40 a.m. - Player Availability Immediately followed  
 by HC Dirk Koetter Media Availability (On-field)

### SATURDAY, DECEMBER 31

No Media Availability

### SUNDAY, JANUARY 1

1:00 p.m. - Tampa Bay Buccaneers vs. Carolina  
 Panthers at Raymond James Stadium

- ALL TIMES EASTERN -

## LAST GAME

- On the opening drive of the game, the Saints faced third-and-five at the Buccaneers 46-yard line, when LB **Lavonte David** sacked QB **Drew Brees** for a four-yard loss, forcing a punt. David now has 3.0 sacks this season and 16.0 in his career.

- Tampa Bay scored its first points of the game on a 12-yard touchdown pass from QB **Jameis Winston** to TE **Cameron Brate**, finishing a four-play, 39-yard drive that lasted 1:13.

- Brate now has eight receiving touchdowns this season, tied for the most ever by a Buccaneers tight end in a single season. His eight receiving touchdowns are tied for the ninth-most in a season in franchise history.

### MOST TOUCHDOWN RECEPTIONS - SINGLE SEASON (Tight Ends, Team History)

Rank	Player	Year	TD
<b>1.</b>	<b>Cam Brate</b>	<b>2016</b>	<b>8</b>
1.	Jimmie Giles	1985	8
3.	Jimmie Giles	1979	7
4.	Jimmie Giles	1981	6
5.	Calvin Magee	1986	5
5.	Dave Moore	1999	5
5.	Kellen Winslow	2009	5
5.	Kellen Winslow	2010	5

### MOST RECEIVING TOUCHDOWNS IN A SINGLE SEASON – Team History

Rank	Player	TDs
1.	WR Mike Evans, 2014	12
2.	WR Mike Evans, 2016	11
2.	WR Mike Williams, 2010	11
4.	WR Joey Galloway 2005	10
5.	WR Mark Carrier, 1989	9
5.	WR Bruce Hill, 1988	9
5.	WR Kevin House, 1981	9
5.	WR Mike Williams, 2012	9
<b>9.</b>	<b>TE Cameron Brate, 2016</b>	<b>8</b>
9.	TE Jimmie Giles, 1985	8
9.	WR Vincent Jackson, 2012	8
9.	WR Keyshawn Johnson, 2000	8
9.	WR Keenan McCardell, 2003	8

- Brate is currently leading the NFL in touchdown receptions by a tight end.

### 2016 MOST TOUCHDOWN RECEPTIONS - Tight Ends

Rank	Player	Team	TD
<b>1.</b>	<b>Cam Brate</b>	<b>TB</b>	<b>8</b>
2.	Hunter Henry	SD	7
2.	Delanie Walker	TEN	7
4.	Martellus Bennett	NE	6
4.	Antonio Gates	SD	6
4.	Jimmy Graham	SEA	6
4.	Kyle Rudolph	MIN	6

- In the second half, RB **Jacquizz Rodgers** scored Tampa Bay's second touchdown of the day, rushing for a three-yard touchdown to cap a 10-play, 75-yard drive that lasted 5:23. It is Rodgers' second rushing touchdown this season and the seventh of his career. He finished the game with 63 yards on 15 carries.

- The Buccaneers scored on their next possession, driving 75 yards in eight plays, taking 4:28. The drive ended with a 34-yard touchdown pass from **Jameis Winston** to WR **Mike Evans**. Evans now has 11 receiving touchdowns this season, tied for the second-most in a single season in team history.

### MOST RECEIVING TOUCHDOWNS IN A SINGLE SEASON – Team History

Rank	Player	TDs
1.	WR Mike Evans, 2014	12
<b>2.</b>	<b>WR Mike Evans, 2016</b>	<b>11</b>
2.	WR Mike Williams, 2010	11
4.	WR Joey Galloway 2005	10
5.	WR Mark Carrier, 1989	9
5.	WR Bruce Hill, 1988	9
5.	WR Kevin House, 1981	9
5.	WR Mike Williams, 2012	9

- Evans finished the game with seven catches for 97 yards and the touchdown. He now has 1,256 receiving yards this season, a career-high and the fifth-most in a single season in team history.

### MOST RECEIVING YARDS - SINGLE SEASON (Team History)

Rank	Player	Yards
1.	WR Mark Carrier, 1989	1,422
2.	WR Vincent Jackson, 2012	1,384
3.	WR Joey Galloway, 2005	1,287
4.	WR Keyshawn Johnson, 2001	1,266
<b>5.</b>	<b>WR Mike Evans, 2016</b>	<b>1,256</b>



## LAST GAME

- Evans now has 3,513 receiving yards and 26 receiving touchdowns through his first three seasons. He has the seventh-most receiving yards and is tied for the 10th-most receiving touchdowns through a player's first three seasons since 1970.

### MOST RECEIVING TD BY A PLAYER IN HIS FIRST THREE SEASONS (Since 1970 Merger)

Rank	Player	Rec. TD
1.	Randy Moss (MIN, 1998-2000)	43
2.	Jerry Rice (SF, 1985-87)	40
3.	Rob Gronkowski (NE, 2010-12)	38
4.	John Jefferson (SD, 1978-80)	36
5.	Odell Beckham Jr. (NYG, 2014-16)	35
6.	Daryl Turner (SEA, 1984-86)	30
7.	A.J. Green (CIN, 2011-13)	29
8.	Sammy White (MIN, 1976-78)	28
9.	Dez Bryant (DAL, 2010-12)	27
<b>10.</b>	<b>Mike Evans (TB, 2014-16)</b>	<b>26</b>
10.	Issac Curtis (CIN, 1973-75)	26
10.	Joey Galloway (SEA, 1995-97)	26
10.	Terrell Owens (SF, 1996-98)	26
10.	Andre Rison (IND/ATL, 1989-91)	26

### MOST RECEIVING YARDS BY A PLAYER IN HIS FIRST THREE SEASONS (Since 1970 Merger)

Rank	Player	Yards
1.	Randy Moss (MIN, 1998-2000)	4,163
2.	Odell Beckham Jr. (NYG, 2014-16)	4,078
3.	A.J. Green (CIN, 2011-13)	3,833
4.	Torry Holt (STL, 1999-2001)	3,786
5.	Jerry Rice (SF, 1985-87)	3,575
6.	DeAndre Hopkins (HOU, 2013-15)	3,533
<b>7.</b>	<b>Mike Evans (TB, 2014-16)</b>	<b>3,513</b>
8.	John Jefferson (SD, 1978-80)	3,431
9.	Anquan Boldin (ARI, 2003-05)	3,402
10.	Issac Bruce (LA/STL, 1994-96)	3,391

- Winston finished today's game with 277 passing yards and two passing touchdowns. He now has 27 passing touchdowns this season, tied for the most in a single season in team history.

### MOST TOUCHDOWN PASSES - SINGLE SEASON (Team History)

Rank	Player	TDs
1.	Josh Freeman, 2012	27
<b>1.</b>	<b>Jameis Winston, 2016</b>	<b>27</b>
4.	Brad Johnson, 2003	26
3.	Josh Freeman, 2010	25
4.	Brad Johnson, 2003	22
5.	Jameis Winston, 2015	22

- Winston has 3,888 passing yards this season, the third-most in a single season in team history.

### MOST PASSING YARDS - SINGLE SEASON (Team History)

Rank	Player	Yards
1.	Josh Freeman, 2012	4,065
2.	Jameis Winston, 2015	4,042
<b>3.</b>	<b>Jameis Winston, 2016</b>	<b>3,888</b>
4.	Brad Johnson, 2003	3,811
5.	Josh Freeman, 2011	3,592

- Winston now has 7,930 career passing yards and 47 career passing touchdowns. He ranks second in passing yards and fifth in passing touchdowns by a player in his first two seasons in league history.

### MOST PASSING YARDS BY A PLAYER IN HIS FIRST TWO SEASONS

Rank	Player	Yards
1.	Andrew Luck (IND, 2012-13)	8,196
<b>2.</b>	<b>Jameis Winston (TB, 2015-16)</b>	<b>7,930</b>
3.	Cam Newton (CAR, 2011-12)	7,920
4.	Peyton Manning (IND, 1998-99)	7,874
5.	Blake Bortles (JAC, 2014-15)	7,336
6.	Dan Marino (MIA, 1983-84)	7,294
7.	Derek Carr (OAK, 2014-15)	7,257
8.	Ryan Tannehill (MIA, 2012-13)	7,207
9.	Andy Dalton (CIN, 2011-12)	7,067
10.	Drew Bledsoe (NE, 1993-94)	7,049

### MOST TOUCHDOWN PASSES BY A PLAYER IN HIS FIRST TWO SEASONS

Rank	Player	No.
1.	Dan Marino (MIA, 1983-84)	68
2.	Derek Carr (OAK, 2014-15)	53
3.	Peyton Manning (IND, 1998-99)	52
3.	Russell Wilson (SEA, 2012-13)	52
<b>5.</b>	<b>Jameis Winston (TB, 2015-16)</b>	<b>49</b>
6.	Andy Dalton (CIN, 2011-12)	47
7.	Blake Bortles (JAC, 2014-15)	46
7.	Andrew Luck (IND, 2012-13)	46
9.	Marcus Mariota (TEN, 2015-16)	45
10.	Otto Graham (CLE, 1946-47)	42

- DT **Clinton McDonald** recorded a sack in the second quarter, dropping Drew Brees for a one-yard loss. McDonald now has 3.5 sacks this season and 14.0 in his career.

## LAST GAME RECAP

NEW ORLEANS – In Week 16, the Tampa Bay Buccaneers traveled to New Orleans to face division rival New Orleans, but the Buccaneers were unable to sweep the Saints after beating them at home just 13 days before. After Tampa Bay won the coin toss and elected to defer, both teams exchanged punts before the Saints were able to put together an 11-play, 91-yard drive topped with a six-yard run by running back Mark Ingram to take New Orleans to a 7-0 lead with 1:01 left in the first quarter. With 12:03 left in the first half, quarterback Jameis Winston found tight end Cameron Brate for a 12-yard touchdown to tie the score at 7-7. On the ensuing drive, New Orleans responded with a 42-yard field goal by kicker Wil Lutz to put the Saints back in the lead at 10-7. Lutz struck again with 0:03 left on the clock in the first half by kicking a 34-yard field goal to take the score to 13-7 headed into the locker room. On the Buccaneers first possession of the second half, a pass from Winston intended for wide receiver Mike Evans was intercepted by New Orleans safety Jairus Byrd and returned to the TB 14. On the next play, Ingram ran the ball into the end zone for a 14-yard touchdown to take the score to 20-7 early in the second half. The

Buccaneers responded with a 75-yard drive with running back Jacquizz Rodgers finding the end zone for a 3-yard rushing touchdown. Kicker Roberto Aguayo's extra point was good and the Buccaneers tightened the margin to just six points. On the next drive, New Orleans running back Tavaris Cadet responded with a 11-yard touchdown grab to cap a 75-yard drive. Ingram found the end zone for the two-point conversion, taking the score to 28-14. The Buccaneers responded with 34-yard touchdown pass to Evans to put the Buccaneers down just seven points at the end of the third quarter. On the opening drive of the fourth quarter, the Saints set up Lutz for a 21-yard field goal to take the score to 31-21. On the following drive, the Buccaneers moved the ball down the field, but a pass intended for wide receiver Russell Shepard was intercepted by Byrd again at the NO 28. The Saints were forced to punt on their next possession before Aguayo made a 35-yard field goal, taking the score to 31-24. The Saints were able to run the clock out to secure the win in New Orleans, dropping the Bucs to 8-7.

## HONOR ROLL

Below is a look at awards and honors Buccaneers players received for the 2016 season.

### K ROBERTO AGUAYO

- **Castrol EDGE Clutch Performer Of The Week (Week 5 at CAR, 2016)** - Kicked a game-winning 38-yard field goal at Carolina on Monday Night Football.
- **NFC Special Teams Player of the Week (Week 11 at KC, 2016)** - Connected on all four of his field goal attempts and his lone extra point attempt in the Buccaneers' 19-17 victory at Kansas City, snapping a 10-game home winning streak for the Chiefs. Aguayo's 13 points and four made field goals were the most of any kicker in Week 11.

### P BRYAN ANGER

- **2017 Pro Bowl Alternate**

### LB KWON ALEXANDER

- **2017 Pro Bowl Alternate**

### LB LAVONTE DAVID

- **2017 Pro Bowl Alternate**

### WR MIKE EVANS

- **2017 Pro Bowl Selection**

### CB BRENT GRIMES

- **2017 Pro Bowl Alternate**

### DT GERALD MCCOY

- **2017 Pro Bowl Selection**

### DE NOAH SPENCE

- **NFL Defensive Rookie of the Month (November 2016)** - Recorded 11 tackles, 2.5 sacks and two forced fumbles in November. Two forced fumbles were tied for second-most in NFL, while 2.5 were most among rookies.
- **Pepsi Rookie Of The Week (Week 12 vs. SEA, 2016)** - Totaled five tackles, 1.5 sacks and one forced fumble.

### S KEITH TANDY

- **Castrol EDGE Clutch Performer Of The Week (Week 14 vs. NO, 2016)** - Recorded a game-clinching interception with under a minute remaining in Tampa Bay's 16-11 victory over the New Orleans Saints. Tandy also led the Buccaneers with nine tackles and adding three passes defended, including a pass deflection that was intercepted by cornerback Brent Grimes. Tandy's interception against New Orleans was his second consecutive game-winning interception, after doing so in Week 13 against the San Diego Chargers.

### QB JAMEIS WINSTON

- **NFC Offensive Player of the Week & FedEx Air Player of the Week (Week 1, 2016)** - Completed 23-of-32 passes (71.9 pct.) for 281 yards and four touchdowns, for a passer rating of 125.1. Ranked third in the league in Week 1 in passer rating, fifth in completion percentage and tied for the NFL lead in passing touchdowns.



## NEW & NOTABLE

### MAKING BRATE PLAYS

This season, Buccaneers TE **Cam Brate** has been one of the best tight ends in the NFL, tying for the league lead in touchdown receptions among tight ends while totaling the ninth-most receiving yards among tight ends.

### 2016 NFL RECEIVING TOUCHDOWN LEADERS - TIGHT ENDS

Rank	Player (Team)	Rec TD
1.	<b>Cam Brate (TB)</b>	<b>8</b>
2.	Hunter Henry (SD)	7
2.	Delanie Walker (TEN)	7
4.	Martellus Bennett (NE)	6
4.	Antonio Gates (SD)	6
4.	Jimmy Graham (SEA)	6
4.	Kyle Rudolph (MIN)	6

### 2016 NFL RECEIVING YARDAGE LEADERS - TIGHT ENDS

Rank	Player (Team)	Rec Yds.
1.	Travis Kelce (KC)	1,117
2.	Greg Olsen (CAR)	1,051
3.	Jimmy Graham (SEA)	859
4.	Delanie Walker (TEN)	765
5.	Kyle Rudolph (MIN)	723
6.	Zach Ertz (PHI)	677
7.	Martellus Bennett (NE)	668
8.	Jason Witten (DAL)	663
9.	<b>Cam Brate (TB)</b>	<b>660</b>
10.	Eric Ebron (DET)	650

### 2016 NFL RECEPTION LEADERS - TIGHT ENDS

Rank	Player (Team)	Rec.
1.	Travis Kelce (KC)	84
2.	Greg Olsen (CAR)	77
3.	Dennis Pitta (BAL)	75
4.	Kyle Rudolph (MIN)	72
5.	Jason Witten (DAL)	68
6.	Zach Ertz (PHI)	65
7.	Jimmy Graham (SEA)	61
7.	Jordan Reed (WAS)	61
9.	Delanie Walker (TEN)	60
10.	<b>Cam Brate (TB)</b>	<b>57</b>
10.	Jack Doyle (IND)	57

### BRATE IN BUGS HISTORY

Brate is having one of the best seasons ever by a Buccaneers tight end. His eight touchdown reception are tied for the most in a single season by a tight end in team history, while his 57 receptions are fifth-most and his 660 receiving yards are the seventh-most.

### MOST TOUCHDOWN RECEPTIONS - SINGLE SEASON (Tight Ends, Team History)

Rank	Player	Year	TD
1.	<b>Cam Brate</b>	<b>2016</b>	<b>8</b>
1.	Jimmie Giles	1985	8
3.	Jimmie Giles	1979	7
4.	Jimmie Giles	1981	6
5.	Calvin Magee	1986	5
5.	Dave Moore	1999	5
5.	Kellen Winslow	2009	5
5.	Kellen Winslow	2010	5

### MOST RECEIVING YARDS - SINGLE SEASON (Tight Ends, Team History)

Rank	Player	Year	Yards
1.	Kellen Winslow	2009	884
2.	Jimmie Giles	1981	786
3.	Kellen Winslow	2011	763
4.	Jackie Harris	1995	751
5.	Kellen Winslow	2010	730
6.	Jimmie Giles	1985	673
7.	<b>Cam Brate</b>	<b>2016</b>	<b>660</b>
8.	Jimmie Giles	1980	602
9.	Jimmie Giles	1979	579
10.	Tim Wright	2013	571

### MOST RECEPTIONS - SINGLE SEASON (Tight Ends, Team History)

Rank	Player	Year	Rec.
1.	Kellen Winslow	2009	77
2.	Kellen Winslow	2011	75
3.	Kellen Winslow	2010	66
4.	Jackie Harris	1995	62
5.	<b>Cam Brate</b>	<b>2016</b>	<b>57</b>

## NEW & NOTABLE

### EVANS EXCELLING

This season, WR **Mike Evans** ranks in the top five in the NFL in receptions, receiving yards and receiving touchdowns.

#### 2016 NFL RECEPTION LEADERS

Rank	Player (Team)	Rec.
1.	WR Antonio Brown (PIT)	106
2.	WR Larry Fitzgerald (ARI)	102
3.	WR Odell Beckham Jr. (NYG)	96
4.	WR Doug Baldwin (SEA)	92
<b>5.</b>	<b>WR Mike Evans (TB)</b>	<b>91</b>
5.	WR Jordy Nelson (GB)	91

#### 2016 NFL RECEIVING TOUCHDOWN LEADERS

Rank	Player (Team)	Rec. TD
1.	WR Jordy Nelson (GB)	14
2.	WR Antonio Brown (PIT)	12
<b>3.</b>	<b>WR Mike Evans (TB)</b>	<b>11</b>
4.	WR Davante Adams (GB)	10
4	WR Odell Beckham Jr. (NYG)	10

#### 2016 NFL RECEIVING YARDS LEADERS

Rank	Player (Team)	Rec. Yards
1.	WR T.Y. Hilton (IND)	1,353
2.	WR Odell Beckham Jr. (NYG)	1,323
3.	WR Julio Jones (ATL)	1,313
4.	WR Antonio Brown (PIT)	1,284
<b>5.</b>	<b>WR Mike Evans (TB)</b>	<b>1,256</b>

### EVANS IN BUCS HISTORY

Evans is having one of the best seasons in Buccaneers history, ranking second in receptions, tying for the second-most touchdowns and ranking fifth in receiving yards.

#### MOST RECEPTIONS - SINGLE SEASON (Team History)

Rank	Player	Rec.
1.	WR Keyshawn Johnson, 2001	106
<b>2.</b>	<b>WR Mike Evans, 2016</b>	<b>91</b>
3.	WR Mark Carrier, 1989	86
4.	RB James Wilder, 1984	85
5.	WR Keenan McCardell, 2003	84

#### MOST RECEIVING TOUCHDOWNS IN A SINGLE SEASON – Team History

Rank	Player	TDs
1.	WR Mike Evans, 2014	12
<b>2.</b>	<b>WR Mike Evans, 2016</b>	<b>11</b>
2.	WR Mike Williams, 2010	11
4.	WR Joey Galloway 2005	10
5.	WR Mark Carrier, 1989	9
5.	WR Bruce Hill, 1988	9
5.	WR Kevin House, 1981	9
5.	WR Mike Williams, 2012	9

Evans now has 1,256 receiving yards this season, a career high and the fifth-most in a single season in team history.

#### MOST RECEIVING YARDS - SINGLE SEASON (Team History)

Rank	Player	Yards
1.	WR Mark Carrier, 1989	1,422
2.	WR Vincent Jackson, 2012	1,384
3.	WR Joey Galloway, 2005	1,287
4.	WR Keyshawn Johnson, 2001	1,266
<b>5.</b>	<b>WR Mike Evans, 2016</b>	<b>1,256</b>

### RUSHING THE PASSER

Following the Buccaneers' Week 6 bye, the team has shown a renewed pass rush, recording 26 sacks in the 10 games since. Their 26 sacks are tied for the second-most in the NFL during that time.

#### NFL TEAM SACK LEADERS (Weeks 7-15)

Rank	Team	Sacks
1.	Carolina Panthers	32
<b>2.</b>	<b>Tampa Bay Buccaneers</b>	<b>26</b>
2.	Pittsburgh Steelers	26
4.	New York Giants	25
5.	Chicago Bears	24



## NEW & NOTABLE

### **KING KWON**

This season, Alexander ranks fourth in the NFL in total tackles (135) and leads the league in solo tackles.

#### **2016 NFL SOLO TACKLE LEADERS**

Rank	Player (Team)	Solo Tackles
<b>1.</b>	<b>LB Kwon Alexander (TB)</b>	<b>102</b>
2.	S Landon Collins (NYG)	96
3.	LB Alec Ogletree (LA)	95
4.	LB Paul Posluszny (JAC)	94
5.	LB Zach Brown (BUF)	93

### **TAKE THE BALL AWAY**

This season, despite a slow start that saw only two takeaways during the first four weeks, Tampa Bay has been one of the top teams in the league at forcing turnovers, recording the fifth-most takeaways in the NFL this year.

#### **2016 NFL TAKEAWAY LEADERS**

Rank	Team	INT	FR	Takeaways
1.	Kansas City Chiefs	16	15	31
2.	Oakland Raiders	14	15	29
3.	Baltimore Ravens	18	10	28
4.	San Diego Chargers	17	10	27
<b>5.</b>	<b>Tampa Bay Buccaneers</b>	<b>14</b>	<b>12</b>	<b>26</b>

### **JAMEIS TOSSING TOUCHDOWNS**

On the season, Winston has thrown for 27 touchdowns, eighth-most in the league.

#### **2016 NFL PASSING TOUCHDOWN LEADERS**

Rank	Player (Team)	Pass TD
1.	Aaron Rodgers (GB)	36
2.	Drew Brees (NO)	35
3.	Matt Ryan (ATL)	34
4.	Philip Rivers (SD)	31
5.	Andrew Luck (IND)	29
5.	Ben Roethlisberger (PIT)	29
7.	Derek Carr (OAK)	28
<b>8.</b>	<b>Jameis Winston (TB)</b>	<b>27</b>
9.	Eli Manning (NYG)	26
9.	Marcus Mariota (TEN)	26

### **BRYAN "THE BANGER" ANGER**

This past offseason, the Buccaneers signed P Bryan Anger. Anger has shown his value, recording the fifth-most punts inside the 20-yard line (32), while posting a 42.4 net punting average, the fourth-best mark in the league.

#### **2016 PUNTS INSIDE THE 20 LEADERS**

Rank	Player (Team)	Inside 20
1.	Johnny Hekker (LA)	50
2.	Dustin Colquitt (KC)	37
3.	Sam Koch (BAL)	35
4.	Jeff Locke (MIN)	33
<b>5.</b>	<b>Bryan Anger (TB)</b>	<b>32</b>

#### **2016 NET PUNTING AVERAGE LEADERS**

Rank	Player (Team)	Net Avg.
1.	Johnny Hekker (LA)	46.1
2.	Sam Martin (DET)	44.1
4.	Pat McAfee (IND)	42.9
<b>4.</b>	<b>Bryan Anger (TB)</b>	<b>42.4</b>
5.	Thomas Morstead (NO)	42.1

### **GRIT AND GRIMES**

This past offseason, Tampa Bay brought in veteran cornerback Brent Grimes to help the team's pass defense and provide a veteran leader who knew Defensive Coordinator Mike Smith's system. Grimes has proven to be a key addition to the team, tying for the most passes defended in the NFL.

#### **2016 NFL PASS DEFENSED LEADERS**

Rank	Player (Team)	PD
<b>1.</b>	<b>Brent Grimes (TB)</b>	<b>20</b>
1.	Casey Hayward (SD)	20
3.	Dominique Rodgers-Cromartie (NYG)	19
4.	Robert Alford (ATL)	18
4.	Josh Norman (WAS)	18
4.	Marcus Peters (KC)	18

## WHAT TO WATCH FOR

### **Team**

- Tampa Bay has totaled 5,242 yards this season and needs 80 more to pass 1984 (5,321) for sixth-most, 121 more to pass 2010 (5,362) for fifth-most, 212 more to pass 2003 (5,453) for fourth-most and 215 more to pass 2008 (5,456) for the third-most yards in a single season in team history.
- Tampa Bay has scored 337 points this season and needs five more to pass 2010 (341) for sixth-most and tie 2015 (342) for fifth-most, 10 more to pass 2002 (346) for fourth-most, 25 more to pass 2008 (361) for third-most, 52 more to pass 2000 (388) for second-most and tie 2012 (389) for the most points in a single season in team history. With 53 points against Carolina, the 2016 team will set the record.
- Tampa Bay has scored 39 touchdowns this season and needs one more to pass 2010 (39) for fourth-most and tie 1984 (40) for third-most, four more to tie 2000 (43) for second-most and five more to tie 2012 (44) for the most touchdowns in a single season in team history.

### **TE Cameron Brate**

- Brate has eight receiving touchdowns this season. He needs one more to pass Jimmie Giles (eight in 1985) for the most touchdown receptions by a tight end in a single season in team history.
- Brate has 660 receiving yards this season. He needs 14 more to pass Jimmie Giles (673 in 1985) for the sixth-most, 71 more to pass Kellen Winslow (730 in 2010) for fifth-most, 92 more to pass Jackie Harris (751 in 1995) for fourth-most, 104 more to pass Winslow (763 in 2011) for third-most, 127 more to pass Giles (786 in 1981) for second-most and 225 more to pass Winslow (884 in 2009) for the most receiving yards by a tight end in a season in team history.
- Brate has eight receiving touchdowns this season. He needs one more to tie Mark Carrier (nine in 1989), Bruce Hill (nine in 1988), Kevin House (nine in 1981) and Mike Williams (nine in 2012) for the fifth-most touchdown receptions by a in a single season in team history.
- Brate has 57 receptions this season. He needs five more to tie Jackie Harris (62 in 1995) for fourth-most and nine more to tie Kellen Winslow (66 in 2010) for third-most receptions by a tight end in a season in team history.
- Brate has 11 career receiving touchdowns. He needs one more to tie Kellen Winslow (12 from 2009-11) for the third-most touchdown receptions by a tight end in team history.
- Brate has 81 career receptions. He needs 14 more to tie Ken Dilger (95 from 2002-04) for ninth-most and 20 more to tie Jerry Bell (101 from 1982-85) for eighth-most receptions by a tight end in team history.
- Brate has 965 career receiving yards. He needs 254 more to pass Jerry Bell (1,218 from 1982-85) for eighth-most and 287 more to pass Alex Smith (1,252 from 2005-08) for seventh-most receiving yards by a tight end in team history.

### **LB Lavonte David**

- David has 16.0 career sacks, and needs 2.0 more to pass Chris Washington (17.5 from 1984-88) for the second-most and 13 more to pass Broderick Thomas (26.5 from 1989-93) for the most sacks by a linebacker in franchise history.
- David has 10 career interceptions, and needs one more to pass Dave Lewis (10 from 1977-81) for second-most, and 15 more to tie Derrick Brooks (25 from 1995-2008) for the most interceptions by a linebacker in franchise history.
- David has two career defensive touchdowns and needs one more to tie for the fifth-most in franchise history (Donnie Abraham, Cedric Brown, Wayne Haddix, Ricky Reynolds, Aqib Talib and Richard Wood).

### **WR Mike Evans**

- Evans has 11 receiving touchdowns this season. He needs one more to tie his own franchise record for the most touchdown receptions in a single season in team history.
- Evans has 1,256 receiving yards this season. He needs 11 more to pass Keyshawn Johnson (1,266 in 2001) for fourth-most, 32 more to pass Joey Galloway (1,287 in 2005) for third-most, 129 more to pass Vincent Jackson (1,384 in 2012) for second-most and 166 more to pass Mark Carrier (1,422 in 1989) for the most receiving yards in a season in team history.
- Evans has 91 receptions this season. He needs 15 more to tie Keyshawn Johnson (106 in 2001) for the most receptions in a singles season in team history. With nine receptions, Evans will join Johnson as the only players in franchise history to record at least 100 receptions in a single season.
- Evans has 3,513 receiving yards in his first three seasons. He needs 21 more to pass DeAndre Hopkins (3,533 from 2013-2015) for sixth-most and 63 more to pass Jerry Rice (3,575 from 1985-87) for the fifth-most receiving yards in a players' first three seasons since the 1970 NFL/AFL merger.
- Evans has 26 receiving touchdowns in his first three seasons and needs one more this season to tie Dez Bryant (27 from 2010-12) for the ninth-most, two more to tie Sammy White (28 from 1976-78) for eighth-most, three more to tie A.J. Green (29 from 2011-13) for seventh-most and four more to tie Daryl Turner (30 from 1984-86) for the sixth most receiving touchdowns in a players' first three seasons since the 1970 NFL/AFL merger.
- Evans has 26 career receiving touchdowns and needs one more to tie Mark Carrier (27 from 1987-92) for fourth-most, two more to tie Joey Galloway for third-most (28 from 2004-08), five more to tie Kevin House (31 from 1980-86) for second-most and eight more to tie Jimmie Giles (34 from 1978-86) for the most receiving touchdowns in franchise history.
- Evans has 26 touchdowns from scrimmage as a Buccaneer and needs one more to tie Mark Carrier (27 from 1987-92) for the seventh-most, two more to tie Warrick Dunn (28 from 1997-2001, 2008) and Joey Galloway (28 from 2004-08) for fifth-most and five more to tie Kevin House (31 from 1980-86) for fourth-most touchdowns in franchise history.



## WHAT TO WATCH FOR

### **RB Doug Martin**

- Martin has 11 100-yard rushing games as a Buccaneer and needs one more to pass Warrick Dunn (11 from 1997-2001, 2008) for second-most and four more to pass James Wilder (14 from 1981-89) for the most 100-yard rushing games in franchise history.
- Martin has 4,227 yards rushing yards as a Buccaneer and needs 743 more to pass Warrick Dunn (4,969 from 1997-2001, 2008) for third-most, 829 more to pass Mike Alstott (5,088 from 1996-2006) for second-most and 1,730 more to pass James Wilder (5,957 from 1981-89) for the most rushing yards in team history.
- Martin has 23 rushing touchdowns as a Buccaneer and needs one more to tie Errict Rhett (24 from 1994-97) for the third-most rushing touchdowns in franchise history.
- Martin has 25 touchdowns from scrimmage as a Buccaneer and two more to tie Mark Carrier (27 from 1987-92) for the seventh-most, three more to tie Wrick Dunn (28 from 1997-2001, 2008) and Joey Galloway (28 from 2004-08) for fifth-most and six more to tie Kevin House (31 from 1980-86) for fourth-most touchdowns in franchise history.
- Martin has 5,234 yards from scrimmage as a Buccaneer and needs 490 more to pass Michael Pittman (5,723 from 2002-07) for the fourth-most scrimmage yards in team history.

### **DT Gerald McCoy**

- McCoy has five career multi-sack games and needs one more to tie David Logan (six from 1979-1986) for the fifth-most in franchise history and the third-most by a defensive tackle in team history.

### **QB Jameis Winston**

- Winston has 27 touchdown passes this season. He needs one more to pass Josh Freeman (27 in 2012) for the most passing touchdowns in a single season in franchise history.
- Winston has 3,888 passing yards this season. He needs 155 more to pass his own mark (4,042 in 2015) for the second-most and 178 more to pass Josh Freeman (4,065 in 2012) for the most passing yards in a single season in franchise history.
- Winston has 49 touchdown passes through his first two seasons and needs three more to tie Peyton Manning (52 from 1998-99) and Russell Wilson (52 from 2012-13) for third-most, four more to tie Derek Carr (53 from 2014-15) for second-most and 19 more to tie Dan Marino (68 from 1983-84) for the most passing touchdowns by a player in their rookie and second seasons combined.
- Winston threw for 4,042 yards in 2015. With 112 passing yards against Carolina, he will be the first player in franchise history to have consecutive seasons with at least 4,000 passing yards.
- Winston has 7,930 passing yards through his first two seasons. He needs 267 more to pass Andrew Luck (8,196 from 2012-13) for the most passing yards by a player in their rookie and second seasons combined.

**Carolina leads series 20-12 (Regular Season)**

Season	Result	Site
1995	W, 20-13	Charlotte
1996	L, 24-0	Charlotte
1998	W, 16-13	Tampa
2002	W, 12-9	Charlotte
	W, 23-10	Tampa
2003	L, 12-9	Tampa
	L, 27-24	Charlotte
2004	L, 21-14	Charlotte
	L, 37-20	Tampa
2005	L, 34-14	Tampa
	W, 20-10	Charlotte
2006	L, 26-24	Tampa
	L, 24-10	Charlotte
2007	W, 20-7	Charlotte
	L, 31-23	Tampa
2008	W, 27-3	Tampa
	L, 38-23	Charlotte
2009	L, 28-21	Tampa
	L, 16-6	Charlotte
2010	W, 20-7	Charlotte
	W, 31-16	Tampa
2011	L, 38-19	Tampa
	L, 48-16	Charlotte
2012	W, 16-10	Tampa
	W, 27-21	Charlotte
2013	L, 31-13	Tampa
	L, 27-6	Charlotte
2014	L, 20-14	Tampa
	L, 19-17	Charlotte
2015	L, 37-23	Tampa
	L, 38-10	Charlotte
2016	W, 17-14	Charlotte

**Tampa Bay 17, Carolina 14 (October 10, 2016)**

CHARLOTTE, N.C. — In Week 5, the Tampa Bay Buccaneers traveled to face division rival Carolina on Monday Night Football. Both teams were entering the game with injuries, including Tampa Bay being out five starters and Carolina out four, most notably starting quarterback and reigning league MVP Cam Newton. After the Panthers won the toss and elected to defer, the Buccaneers opened the game with a 15-play, 58-yard drive capped with a 35-yard field goal from kicker Roberto Aguayo to take the Buccaneers to an early lead at 3-0. During the second quarter, Carolina punt returner Ted Ginn muffed a punt and the ball was recovered by Buccaneers wide receiver Russell Shepard. Unable to capitalize off of the turnover, Tampa Bay was forced to punt and then was able to turn over the ball again with an interception by linebacker Daryl Smith on a pass intended for Carolina wide receiver Kelvin Benjamin from quarterback Derek Anderson. The Bucs were able to take advantage of the turnover by setting up Aguayo for a 35-yard field goal, taking the score to 6-0 into the half. The Panthers started off strong in the third quarter by putting together a 75-yard drive totaling 5:48 topped with a 1-yard run by running back Cameron Artis-Payne, taking the score to 7-6. On Carolina's next possession, Artis-Payne came in clutch again with a 12-yard touchdown to take the score to 14-6 with 6:03 left in the third. On the ensuing drive, the Buccaneers moved the ball down the field quickly including a 38-yard pass to tight end Cameron Brate and ended with a 26-yard pass to wide receiver Mike Evans for the touchdown. Quarterback Jameis Winston threw to wide receiver Adam Humphries for the two-point conversion to tie the game at 14-14 late in the third quarter. During the fourth quarter, Carolina had the chance to take the lead with 8:45 left on the clock, but a pass intended for tight end Greg Olsen on the TB 1 was intercepted by cornerback Brent Grimes to keep the Buccaneers in the game. Then with 0:03 seconds left on the clock, Aguayo sealed the deal for the Buccaneers with a 38-yard field goal, taking the final score to 17-14, improving Tampa Bay's record to 2-3 and undefeated in the NFC South.



## REGULAR SEASON HIGHLIGHTS

The first game in the series took place at Clemson's Memorial Stadium, and the Buccaneers came away with a 20-13 victory, despite a strong effort from the expansion Panthers (10/1/95)... Carolina actually outgained Tampa Bay 393-310 but were victimized by a **John Booty** interception and three lost fumbles... QB **Casey Weldon** subbing for an injured **Trent Dilfer**, provided the winning points in the fourth quarter with a one-yard TD... Tampa Bay allowed just 215 total yards, but it was Carolina's defense that did in the Bucs in a 24-0 shutout in a driving rain at Ericsson Stadium (12/1/96)... Panthers DE **Shawn King** sacked Dilfer, forced a fumble and returned the fumble 12 yards for a score... Two Tampa Bay interceptions led to Carolina touchdowns in the second half... QB **Trent Dilfer** rallied Tampa Bay to two touchdowns in the last five minutes in a tight 16-13 win over Carolina at Raymond James Stadium (10/18/98)... Tampa Bay K **Martin Gramatica** connected on all four of his field goal attempts, including a game-winning 47-yard field goal with five seconds remaining, to lift the Buccaneers to a 12-9 win at Ericsson Stadium (10/27/02)... A tenacious Bucs defense forced four turnovers and held the Panthers to a season-low 130 total yards... Tampa Bay's defense produced four turnovers and four sacks in a 23-10 win over Carolina at home, giving Tampa Bay its best start in team history at 8-2 (11/17/02)... QB **Brad Johnson** threw touchdown strikes to WR **Keyshawn Johnson** (23 yards) and WR **Keenan McCardell** (36 yards) at Carolina (11/9/03)... Tampa Bay set an NFL record with a sack in its 69th consecutive game... CB **Tim Wansley** recorded two INTs, one for a touchdown, in the game... In a 21-14 loss, WR **Michael Clayton** broke the all-time record for receiving yards in a season by a rookie, surpassing WR **Lawrence Dawsey** (11/28/04)... WR **Michael Clayton** set the rookie record for touchdown receptions in a season, after hauling in two touchdowns, to give him six on the year in a 37-20 loss (12/26/04)... In a 20-10 victory at Carolina, CB **Ronde Barber** recorded his 20th career sack, making him the only cornerback in NFL history to have 20 sacks and 20 interceptions in a career (12/11/05)... CB **Ronde Barber** moved into a tie on the Buccaneers' all-time interception list, after notching his 31st career interception on Monday Night Football (11/5/06)... WR **Ike Hilliard** caught seven balls for 114 yards, and Tampa Bay gained 189 yards on the ground to highlight a complete team effort and a 20-7 Buccaneer win (9/30/07)... In a 27-3 win, rookie LB **Geno Hayes** recorded his first career blocked punt and touchdown, as he recovered the ball and returned it 22 yards for the score (10/12/08)... Tampa Bay's defense allowed just 40 yards on the ground, forcing three interceptions along with the blocked punt... RB **Warrick Dunn** rushed for a game-high 115 yards on 22 carries (5.2 avg), marking the 30th 100-yard rushing game in his career... WR **Antonio Bryant** had a record-setting performance with nine receptions for a career-high 200 yards, the second-highest receiving yards total in franchise history, and two touchdowns (12/8/08)... Rookie QB **Josh Freeman** threw for 321 yards, while RB **Carnell Williams** ran for 92, but turnovers proved to be costly, as the Panthers knocked-off the Bucs at Raymond James Stadium by a score of 16-6 (12/6/09)...

A strong defensive performance keyed the Tampa Bay victory, as Carolina RBs **DeAngelo Williams** and **Jonathan Stewart** were limited to just 97 yards and no touchdowns on 25 carries, and recorded four sacks on Carolina QBs **Matt Moore** and **Jimmy Clausen** (9/19/10)... Buccaneers QB Josh Freeman threw two touchdown passes, and TE **Kellen Winslow** led the Buccaneers receivers with four receptions for 83 yards... RBs **LeGarrette Blount** and **Cadillac Williams** combined for 153 rushing yards and two touchdowns, as the Buccaneers defeated the Panthers 31-16 to sweep the season series (11/14/10)... K **Connor Barth** went four for four on field goal attempts, the shortest of which was 44 yards, and the longest of which was 50 yards, in a Panthers win (12/4/11)... The Tampa defense held Carolina to 10 yards total rushing, tying a franchise record for fewest rushing yards allowed, in a Buccaneers 16-10 win (9/9/12)... RB **Doug Martin** set the pace for the offense, rushing for 138 yards on 24 carries... After trailing 21-10 with six minutes remaining in the game, the Buccaneers scored twice to tie the game, including a touchdown drive that began with 1:02 remaining, capped off by a 24-yard touchdown pass and subsequent 2-point conversion, both from QB **Josh Freeman** to WR **Vincent Jackson**... After winning the overtime coin toss, Martin and the Bucs marched down the field, sparked by Martin's 11- and 27-yard rushes to start the period, and won the game on the first overtime touchdown in franchise history, a 15-yard strike from Freeman to TE Dallas Clark (11/18/12)... QB **Mike Glennon**, in the first primetime start of his career, set career highs in passing yards (275), while also setting Buccaneers rookie records for completions (30) and attempts (51) in a Buccaneers loss (10/24/13)... LB **Lavonte David** recorded 12 tackles, including one sack, in the game... The Buccaneers defense recorded two interceptions of Panthers QB **Cam Newton** in the loss, one each for LB Lavonte David and S Keith Tandy (12/1/13)... Opening the 2014 season in Tampa, Carolina took a 17-0 lead before two fourth quarter touchdown passes from Buccaneers QB **Josh McCown** closed the gap, but the Panthers added a field goal and held on for a 20-14 victory... DT **Gerald McCoy** recorded one sack, dropping Panthers QB Derek Anderson for a nine-yard loss (9/7/14)... LB **Danny Lannan** recorded a career-best 1.5 sacks, S **Bradley McDougald** registered a career-high 15 tackles and LB **Lavonte David** added 12 tackles, one sack, one pass defended and one forced fumble, but the Panthers prevailed, 19-17 (12/14/14)... The Panthers forced five turnovers from the Buccaneers, including an interception returned for a touchdown, in a 37-23 victory in Tampa (10/4/15)... Behind Carolina QB **Cam Newton's** four total touchdowns (two rushing, two passing) and four turnovers by the Buccaneers, the Panthers won the Week 17 matchup, 38-10 (1/3/16)... The Buccaneers forced four turnovers and RB **Jacquizz Rodgers** totaled 121 yards from scrimmage on 35 touches as Tampa Bay earned a 17-14 victory on Monday Night Football after K **Roberto Aguayo** connected on a 38-yard field goal with time expiring (10/10/16).

## AGAINST THE OPPOSITION

Below are highlights of how selected Buccaneers have performed during their careers against the Carolina Panthers.

**K Roberto Aguayo:** Made three field goals, including a game winner, on Monday Night Football (10/10/16).

**DE Robert Ayers Jr.:** Has 3.0 sacks in two career games against Carolina... While with the Denver Broncos, recorded five tackles, two for loss and one sack (11/11/12)... Registered six tackles, two for loss, and two sacks as a member of the New York Giants (12/20/15).

**S Chris Conte:** Notched eight tackles, one for loss, one pass defended and one forced fumble.

**LB Lavonte David:** In nine career games against Carolina, has totaled 80 tackles, nine for loss, 3.0 sacks, three passes defended, two forced fumbles, two fumble recoveries and one interception... Recorded 12 total tackles, including one sack for 12 yards, in a loss against Carolina (10/24/13)... Registered eight tackles, one for loss, and one interception (12/1/13)... Notched 12 tackles, one for loss, one sack, one pass defended and one forced fumble (12/14/14)... Totaled 12 tackles, two fumble recoveries, one forced fumble and one sack (1/3/16).

**WR Mike Evans:** Caught four passes for 99 yards in a Week 17 matchup (1/3/16)... Caught six passes for 89 yards and one touchdown in a road win on Monday Night Football (10/10/16).

**QB Mike Glennon:** Recorded a then-career high in passing yards (275), while setting franchise rookie records for passing completions (30) and attempts (51) in his first career start against Carolina (10/24/13).

**CB Brent Grimes:** Recorded an interception in a win as a member of the Atlanta Falcons (10/16/11)... Notched four tackles and two passes defended, including an interception in the end zone in a road win on Monday Night Football (10/10/16).

**CB Vernon Hargreaves:** Deflected a pass that was intercepted by LB Daryl Smith in a win on Monday Night Football (10/10/16).

**RB Doug Martin:** Has played in six career games against Carolina, rushing 106 times for 492 yards (4.6 avg.), with one touchdown, while catching 22 passes for 153 yards... Has topped 100 yards from scrimmage in four of six career games against Carolina... Recorded 118 yards from scrimmage (95 rushing, 23 receiving) against Carolina (9/9/12), in his rookie season opener... Had 138 rushing yards at Carolina (11/18/12), while also contributing 23 receiving yards... Had 96 yards rushing at Carolina (12/14/14)... Rushed for 106 yards on 20 carries, with one touchdown, while adding five catches for 37 yards (10/4/15)... Totaled 108 yards from scrimmage (60 receiving, 48 rushing) in Week 17 of the 2015 season (1/3/16).

**DT Gerald McCoy:** Tallied a career-best two passes defended and a forced fumble in a Buccaneers win (11/14/10)... Dropped Panthers QB Cam Newton for an eight yard loss in the 2012 season opener (9/9/12)... Recorded a sack in the 2014 season opener, while posting a career-high eight tackles (9/7/14).

**S Bradley McDougald:** Recorded a career-high and game-leading 15 tackles (12/14/14).

**CB Josh Robinson:** Recorded an interception in a win as a member of the Minnesota Vikings (11/30/14).

**RB Charles Sims:** Caught a career-high nine passes for 74 yards at Carolina (1/3/16).

**LB Daryl Smith:** Recorded six tackles, one sack, one pass defended and a fumble recovery in a win, while with the Jacksonville Jaguars (12/9/07)... Intercepted a deflected pass in a Monday Night Football road victory (10/10/16).

**S Keith Tandy:** Tallied an interception at Carolina (12/1/13)... Recorded 11 tackles and first career sack at Carolina (1/3/16).

**QB Jameis Winston:** Posted a 93.6 passer rating and threw a touchdown pass in a Monday Night Football win (10/10/16).



**REGULAR SEASON SUPERLATIVES VS. CAROLINA**

**INDIVIDUAL SINGLE-GAME HIGHS VS. CAROLINA**

**RUSHING YARDS**

Yards	Player	Game
138	D. Martin	@ 11/18/12
115	W. Dunn	vs. 10/12/08
112	C. Williams	@ 12/11/05
106	D. Martin	vs. 10/4/15
101	J. Rodgers	@ 10/10/16

**RUSHING TOUCHDOWNS**

Number	Player	Game
2	C. Williams	@ 12/11/05
1	17 times, last J. Winston	@ 1/3/16

**PASSING YARDS**

Yards	Player	Game
347	B. Griese	@ 11/28/04
339	B. Johnson	vs. 9/14/03
325	J. Winston	@ 1/3/16
321	3 times, last J. Freeman	@ 12/6/09
287	J. Winston	vs. 10/4/15

**PASSING TOUCHDOWNS**

Number	Player	Game
3	2 times, last J. Freeman	@ 11/18/12
2	9 times, last J. Winston	vs. 10/4/15
1	12 times, last J. Winston	@ 10/10/16

**RECEPTIONS**

Number	Player	Game
10	V. Jackson	vs. 10/4/15
9	5 times, last C. Sims	@ 1/3/16
8	2 times, last M. Clayton/ M. Pittman	@ 11/28/04
7	4 times, last D. Martin	@ 1/3/16
6	12 times, last M. Evans	@ 10/10/16

**RECEIVING YARDS**

Yards	Player	Game
200	A. Bryant	@ 12/8/08
147	V. Jackson	vs. 10/4/15
134	M. Pittman	@ 11/28/04
118	K. McCardell	@ 11/9/03
116	A. Bryant	@ 12/6/09

**RECEIVING TOUCHDOWNS**

Number	Player	Game
2	3 times, last A. Bryant	@ 12/8/08
1	30 times, last M. Evans	vs. 10/10/16

**TEAM SINGLE-GAME HIGHS VS. CAROLINA**

**FIRST DOWNS**

Number	Game
25	3 times, last vs. 10/4/15
23	@ 12/24/11
22	3 times, last @ 12/6/09
21	4 times, last @ 1/3/16
20	2 times, last @ 10/10/16

**TOTAL NET YARDS**

Yards	Game
469	@ 12/6/09
421	vs. 11/14/10
411	vs. 10/4/15
403	@ 11/18/12
398	@ 11/28/04

**NET YARDS RUSHING**

Yards	Game
189	@ 9/30/07
186	vs. 11/14/10
167	@ 11/18/12
154	@ 12/6/09
151	@ 12/14/14

**NET YARDS PASSING**

Yards	Game
337	vs. 9/14/03
336	@ 11/28/04
315	@ 12/6/09
309	@ 1/3/16
299	vs. 12/26/04

**RUSHING TOUCHDOWNS**

Number	Game
2	5 times, last vs. 11/14/10
1	9 times, last @ 1/3/16

**PASSING TOUCHDOWNS**

Number	Game
3	2, times, last @ 11/18/12
2	9 times, last vs. 10/4/15
1	12 times, last @ 10/10/16

## CONNECTIONS

### FORMER BUCCANEERS

- Panthers offensive coordinator **Mike Shula** served the Buccaneers in the same capacity from 1996-99. He started his coaching career with the Buccaneers as an offensive assistant in 1988 and was promoted to quarterbacks coach in 1990. He was also drafted by the Buccaneers in the 12th round of the 1987 NFL Draft.
- Panthers college scout **Eric Stokes** served as the Director of College Scouting for the Buccaneers from 2012-13.
- Panthers DE **Ryan Delaire** spent the 2015 offseason and preseason with Tampa Bay.
- Panthers T **Mike Remmers** played for the Buccaneers from 2012-13.

### FORMER PANTHERS

- Buccaneers GM **Jason Licht** spent one season with the Carolina Panthers' scouting staff in 1998.
- Buccaneers LB **Adarius Glanton** spent one season with Carolina in 2014.
- Buccaneers Defensive Backs Coach **Brett Maxie** played for the Panthers from 1995-96, and served as the team's Quality Control and Defensive Backs Coach in 1998.

### COACHING CONNECTIONS

- Buccaneers Running Backs Coach **Tim Spencer**, Quarterbacks Coach **Mike Bajakian** and Head Athletic Trainer **Bobby Slater** were on the Bears' staff with Panthers Head Coach **Ron Rivera** from 2004-06.
- Buccaneers Assistant Special Teams Coach **Carlos Polk** coached with **Rivera** and Assistant Head Coach/Secondary Coach **Steve Wilks** for one year with the Chargers (2010).
- Buccaneers Director of College Scouting **Mike Biehl** spent four seasons with Rivera in San Diego (2007-10).
- Buccaneers Offensive Line Coach **George Warhop** and Panthers Special Teams Coach **Bruce Dehaven** coached together for two seasons with the Cowboys (2003-04).
- Buccaneers Head Coach **Dirk Koetter** (2007-11), Special Teams Coordinator **Nate Kaczor** (2008-11), Offensive Coordinator/Special Teams Coach **Todd Monken** (2007-10), Defensive Coordinator **Mike Smith** (2003-07) and Linebackers Coach **Mark Duffner** (2006-13) coached with Panthers Offensive Coordinator **Mike Shula** (2007-10) with the Jaguars.
- **Koetter** and Panthers Strength and Conditioning Coach **Joe Kenn** coached together at Arizona State from 2001-06.

### STAFF CONNECTIONS

- Panthers Director of Historical and Alumni Affairs **Charlie Dayton** was the Buccaneers' Assistant Director of Public Relations during Tampa Bay's first season in 1976.

### PLAYER/COACH CONNECTIONS

- Buccaneers CB **Alterraun Verner** played under Panthers Assistant Special Teams/Nickelback Coach **Curtis Fuller** when Fuller was the assistant secondary coach with the Tennessee Titans in 2011.

### FLORIDA TIES

- Panthers TE **Greg Olsen** played collegiately at the University of Miami.
- Panthers K **Graham Gano** is a native of Pensacola and played collegiately at Florida State University.
- Panthers WR **Kelvin Benjamin** is a native of Belle Grade and played collegiately at Florida State University.
- Panthers S **Tre Boston** is a native of Fort Myers.
- Panthers Special Teams Coach **Bruce Dehaven** served in the same capacity for the Orlando Renegades of the USFL in 1985.

### CAROLINA AREA TIES

- Buccaneers QB **Mike Glennon** attended North Carolina State University.
- Buccaneers College Scout **Tony Hardie** currently lives in Charlotte.
- Buccaneers WR **Adam Humphries** is a native of Spartanburg, S.C. and played collegiately at Clemson.
- Buccaneers S **Ryan Smith** played collegiately at North Carolina Central.

### FORMER NFL TEAMMATES

- Buccaneers LB **Daryl Smith** was teammates with Panthers TE **Ed Dickson**, T **Michael Oher** and C **Gino Gradkowski** on the Baltimore Ravens in 2013.
- Buccaneers CB **Brent Grimes** and C **Joe Hawley** were teammates with Panthers CB **Robert McClain** with the Falcons in 2012.
- Buccaneers CB **Brent Grimes** and Panthers DT **Paul Soliai** were teammates with the Dolphins in 2013.

### FORMER COLLEGE TEAMMATES

- Buccaneers T **Kevin Pamphile** played with Panthers DT **Kawann Short** at Purdue (2009-12).
- Buccaneers QB **Jameis Winston** and K **Roberto Aguayo** were teammates with Panther WR **Kelvin Benjamin** at Florida State in 2013.
- Buccaneers LB **Kwon Alexander** (2012-13) and WR **Russell Shepard** (2012) were teammates with Panthers G **Trai Turner** at LSU.
- Buccaneers RB **Peyton Barber** and DT **DaVonte Lambert** were teammates with Panthers RB **Cameron Artis-Payne** at Auburn in 2014.



Dirk Koetter was named the 11th head coach in franchise history on January 15, 2016. He is in his second season with the team, after serving as offensive coordinator in 2015.

In his first season with Tampa Bay (2015), Koetter helped pilot one of the most successful offenses in the NFL and one of the best in team history. The team set the franchise record for total yards (6,014 – 357.0 per game), while posting the second-most rushing yards

(2,162 – 135.1 per game) and second-most passing yards (3,852 – 240.8 per game), along with the fifth-most total points (342 – 21.4 per game). Tampa Bay ranked fifth in the NFL in yards per game (375.9), fifth in rushing yards per game (135.1) and second in the league in rush average (4.75). It marked the first time in franchise history that the Buccaneers have finished in the Top five in total offense.

Much of Tampa Bay's offensive success in 2015 came at the hands of rookie quarterback Jameis Winston, who accounted for 28 total touchdowns (22 passing, six rushing). Koetter also helped guide Winston to 4,042 passing yards, which were the second-most in a single season in team history and the third-most by a rookie in NFL history. Winston's 22 passing touchdowns were tied for the fourth-most in a single season in team history and the fourth-most by a rookie in NFL history. His six rushing touchdowns and 28 combined touchdowns were the most in a single season by a Buccaneers quarterback, while his 28 total touchdowns were tied for the third-most by a rookie in NFL history.

Prior to Koetter's arrival, the Buccaneers ranked 29th in rushing and tied for 29th in sacks allowed in 2014. This past season, under Koetter's guidance, the unit completed an impressive turnaround. Despite starting two rookies on the offensive line, Tampa Bay still managed to block for the NFL's second-leading rusher (Doug Martin – 1,402 yards) and tied for the fourth-fewest sacks in the league. While Martin was a large part of the team's success running the ball, he was aided by running back Charles Sims, who totaled 1,090 scrimmage yards (107 rushes for 529 yards, 51 catches for 561 yards). Sims averaged 6.9 yards per touch, the most by any player in the NFL with at least 150 touches since 2011 (Darren Sproles in 2011, 7.6 avg.). Martin and Sims' combined 2,566 yards from scrimmage were the most by a running back duo in the NFL in 2015 and set a franchise record for backfield teammates.

Koetter also played a key role in revamping the Buccaneers' passing game. Part of the team's success passing the ball came from targeting top wide receiver Mike Evans, who caught 74 passes for 1,206 yards. His 1,206 yards are the seventh-most in a single season in team history and stood as the 11th-most in the league last season. Sims' 561 receiving yards were the fourth-most by a running back in the NFL in 2015, while his four receiving touchdowns set a franchise record and tied for the second-most in the league by a running back.

Koetter joined the Buccaneers after three seasons working as the offensive coordinator for the Atlanta Falcons (2012-14). During his three seasons with Atlanta, the team cumulatively ranked second in the NFL in completion percentage (67.4), third in third-down conversion percentage (44.1), fourth in passing yards (277.2 per game), ninth in passing touchdowns (86), ninth in passer rating (93.9), 10th in points (24.0 per game) and 10th in total yardage (363.5 per game), while posting the second-fewest penalties (243) and penalty yards (2,043), seventh-fewest turnovers (69) and the ninth-lowest interception percentage (2.4) in the league. Koetter was part of the Falcons staff that went 13-3 in 2012 and played in the NFC Championship Game.

Under Koetter, Falcons quarterback Matt Ryan posted the three of the four highest passing yardage seasons in franchise history, as well as three of the five highest completion percentage seasons. In 2012, Ryan set franchise records and personal bests in passing yards (4,719), completion percentage (68.6) and passing touchdowns (32), while recording the second-highest passer rating mark in Falcons history (99.1). Atlanta wide receivers also flourished under Koetter, with Julio Jones setting a franchise record and ranking third in the NFL in receiving yards in 2014 with 1,593 yards. In those three seasons, the Falcons had a different player lead the team in receiving yards each season (Roddy White, 2012; Harry Douglas, 2013; Jones, 2014).

While Koetter was in charge of the Falcons' offense, he coached three players to Pro Bowl appearances (Julio Jones, 2012, 2014; Tony Gonzalez, 2012-13; Matt Ryan, 2012), with Gonzalez earning first-team All-Pro honors in 2012. In his first season with Koetter in 2012, Gonzalez set a franchise record for receiving yards by a tight end, recording 93 catches for 930 yards – the most he had recorded in either category since 2008. That same season, Jones and White combined for 2,549 receiving yards, the most by a duo in the NFL.

Prior to joining the Falcons, Koetter spent five seasons as the offensive coordinator of the Jacksonville Jaguars (2007-11). In his five years with the Jaguars, the team cumulatively ranked third in the NFL in rushing yards (132.0 per game) and sixth in rushing average (4.41). Koetter's Jacksonville offenses also showed a penchant for taking care of the football, tallying the seventh-fewest turnovers in the league during that time.





## DIRK KOETTER

Koetter had immediate success in Jacksonville, with his 2007 team setting franchise records in points (25.7 per game, sixth in the NFL) and total offense (357 yards per game, seventh in the NFL). In his first season as the starter, quarterback David Garrard ranked third in the NFL and set a franchise record in passer rating (102.2), throwing a league-low three interceptions, while leading the team to a Wild Card playoff berth and a win over the Pittsburgh Steelers. In 2008, Garrard threw for a career-best 3,620 yards and in 2010 he tossed 23 touchdowns, a career high and a franchise record.

While with the Jaguars, Koetter coached four different players to six Pro Bowl selections, including running back Maurice Jones-Drew, who earned three trips to the Pro Bowl and led the NFL in rushing in 2010 en route to earning an All-Pro selection. Koetter also helped tight end Mercedes Lewis earn a Pro Bowl berth following the 2010 season, when Lewis caught 10 touchdown passes, then tied for the most in a season in Jaguars history.

Before joining the Jaguars, Koetter spent 22 years at the collegiate level, the final six as the head coach at Arizona State (2001-06). In his six seasons with the Sun Devils, Koetter led the team to four bowl games, posting a 40-34 record. Working as both the head coach and offensive coordinator, he helped Arizona State average nearly 30 points per game over six seasons, while ranking in the top 20 in the nation in passing offense in five of his six years. In addition, five of the six Sun Devil teams during Koetter's tenure produced a 1,000-yard receiver and quarterbacks that threw for 20 or more touchdowns in five of six seasons.

Koetter's first head coaching opportunity came at Boise State, where he spent three seasons (1998-2000), finishing with a 26-10 record and two consecutive bowl wins. He was a two-time Big West Coach of the Year and two-time conference champion.

A native of Pocatello, Idaho, Koetter played collegiately at Idaho State (1978-81), helping his team to a Division I-AA national championship as a senior. He graduated with a bachelor's degree in physical education and earned a master's in athletic administration a year later. After getting his master's, he became the head coach at Highland (Idaho) High School, where he worked from 1983-84, going 19-4 and winning the 1984 state championship.

In 1985, Koetter worked as the offensive coordinator at San Francisco State and from 1986-88 was the offensive coordinator and quarterbacks coach at the University of Texas El-Paso. He then served as offensive coordinator/quarterbacks coach at Missouri from 1989-93 and offensive coordinator at Boston College (1994-95) and Oregon (1996-97).

Koetter, 57, and his wife, Kim, have two daughters, Kaylee and Kendra, and two sons, Derek and Davis.

### DIRK KOETTER COACHING CAPSULE

**Coaching Years in NFL:** 10th year (1st as Head Coach)

**Buccaneers Head Coach:** 1st year

**Regular Season Record:** 8-7 (.533)

**Postseason Record:** 0-0 (N/A)

## ASSISTANT COACHES

### OFFENSE



Offensive Coordinator/Wide Receivers Coach **Todd Monken**

- **Experience:** 5th Year NFL, 1st Year Buccaneers
- **Notes:** Tampa Bay has totaled 5,242 yards of offense this season, the team's seventh-highest single-season mark in team history.
- **Gameday Location:** Field



Quarterbacks Coach **Mike Bajakian**

- **Experience:** 5th Year NFL, 2nd Year Buccaneers
- **Notes:** QB Jameis Winston has thrown 27 touchdown passes this season, the eighth-most in the NFL and tied for most in a single season in team history.
- **Gameday Location:** Field



Assistant Offensive Line **Butch Barry**

- **Experience:** 2nd Year NFL, 2nd Year Buccaneers
- **Notes:** Helped coach a unit that did not allow a sack against Seattle, who entered the game with the league lead.
- **Gameday Location:** Coaching Booth



Tight Ends Coach **Jon Embree**

- **Experience:** 8th Year NFL, 3rd Year Buccaneers
- **Notes:** TE Cameron Brate has eight touchdown receptions this season, the most in the NFL by a tight end and tied for the most ever by a Buccaneers tight end.
- **Gameday Location:** Field



Running Backs Coach **Tim Spencer**

- **Experience:** 12th Year NFL, 3rd Year Buccaneers
- **Notes:** At New Orleans, RB Jacquizz Rodgers scored his second rushing touchdown of the season and added 65 rushing yards.
- **Gameday Location:** Field



Offensive Quality Control **Ben Steele**


- **Experience:** 4th Year NFL, 3rd Year Buccaneers
- **Notes:** Helps coach an offense that is converting third down 44.6 percent of the time, the sixth-best mark in the NFL.
- **Gameday Location:** Coaching Booth

### OFFENSE (CONT.)



Run Game Coordinator/Offensive Line Coach **George Warhop**

- **Experience:** 21st Year NFL, 3rd Year Buccaneers
- **Notes:** Coached a unit that blocked for 104 rushing yards against New Orleans.
- **Gameday Location:** Field



Asst. Wide Receivers Coach/Game Management **Andrew Weidinger**

- **Experience:** 10th Year NFL, 2nd Year Buccaneers
- **Notes:** WR Mike Evans ranks in the top five in the NFL in receptions (91), receiving yards (1,256) and receiving touchdowns (11).
- **Gameday Location:** Coaching Booth

### DEFENSE



Defensive Coordinator **Mike Smith**

- **Experience:** 17th Year NFL, 1st Year Buccaneers
- **Notes:** Since the start of Week 5, Tampa Bay has the most takeaways in the NFL, with 24, including 11 fumble recoveries, tied for the second-most in the league and 13 interceptions, tied for the fourth-most in the NFL during that time.
- **Gameday Location:** Coaching Booth



Defensive Quality Control **Dave Borbonzi**

- **Experience:** 6th Year NFL, 3rd Year Buccaneers
- **Notes:** Assists a Buccaneers' defense that is holding opponents to a 35.0 percent third-down conversion rate, the second-lowest in the NFL
- **Gameday Location:** Coaching Booth



Linebackers Coach **Mark Duffner**

- **Experience:** 20th Year NFL, 1st Year Buccaneers
- **Notes:** LB Lavonte David recorded his third sack of the season at New Orleans (12/24), bringing his career total to 16.0.
- **Gameday Location:** Field



Defensive Line Coach **Jay Hayes**

- **Experience:** 18th Year NFL, 1st Year Buccaneers
- **Notes:** Tampa Bay has 35 sacks, the team's most through 15 games since 2004 (45).
- **Gameday Location:** Field

## ASSISTANT COACHES (CONT.)

### DEFENSE (CONT.)



Secondary Coach **Jon Hoke**

- **Experience:** 14th Year NFL, 1st Year Buccaneers
- **Notes:** Tampa Bay held Seattle to 118 net yards passing, including one net passing yard in the first half.
- **Gameday Location:** Field



Defensive Backs Coach **Brett Maxie**

- **Experience:** 16th Year NFL, 1st Year Buccaneers
- **Notes:** S Keith Tandy recorded interceptions on the opponents' final possession in two consecutive games (at SD & vs. NO), both sealing the win for Tampa Bay.
- **Gameday Location:** Coaching Booth



Assistant Defensive Line Coach **Paul Spicer**

- **Experience:** 4th Year NFL, 2nd Year Buccaneers
- **Notes:** DT Gerald McCoy has 7.0 sacks this season, the third-most among defensive tackles.
- **Gameday Location:** Coaches Booth

### SPECIAL TEAMS



Special Teams Coordinator **Nate Kaczor**

- **Experience:** 9th Year NFL, 1st Year Buccaneers
- **Notes:** K Roberto Aguayo has 91 points scored this season and needs six more to have the second-most points scored by a rookie in team history.
- **Gameday Location:** Field



Assistant Special Teams Coach **Carlos Polk**

- **Experience:** 7th Year NFL, 3rd Year Buccaneers
- **Notes:** P Bryan Anger has the fifth-most punts inside the 20 (32) and has the fourth-best net punting average (42.4) in the NFL this season.
- **Gameday Location:** Field

## ACTIVE ROSTER BREAKDOWN

**Oldest Buccaneer:** LB Daryl Smith, 34, born 3/14/1982  
**Youngest Buccaneer:** CB Vernon Hargreaves III, 21, born 1/6/1994  
**Tallest Buccaneer:** T Demar Dotson, 6-9  
**Shortest Buccaneers:** RB Jacquizz Rodgers, 5-6  
**Heaviest Buccaneer:** DT Sealver Siliga, 345  
**Lightest Buccaneer:** CB Javien Elliot, 176  
**Most Seasons as a Buccaneer:** T Demar Dotson, 8, joined in 2009  
**Most NFL Seasons:** 13: LB Daryl Smith

**Former First-Round Picks:** 7, R. Ayers (18th), G. Cherilus (17th), M. Evans (7th), V. Hargreaves III (11th), D. Martin (31st), G. McCoy (3rd), J. Winston (1st)

**Former Pro Bowlers:** 7: M. Evans, B. Grimes, L. David, D. Martin, G. McCoy, A. Verner, J. Winston

**Buccaneers with SB Exp.:** 4:  
 R. Ayers (XLIX w/DEN); C. McDonald (XLVIII w/SEA); S. Siliga (XLIX w/NE); E. Smith (XLV w/GB)

**College With Most Buccaneers:** Florida State  
 K Roberto Aguayo, CB Javien Elliott & QB Jameis Winston

**Conference With Most Buccaneers:** Three tied:  
 ACC, Big TEN & SEC - 8 each

**Buccaneers not from Division I:** 4  
 CB Brent Grimes (Shippensburg); G Ali Marpet (Hobart); WR Freddie Martino (North Greenville); T Leonard Wester (Missouri Western)

**State that produced most Buccaneers:** Florida, 9  
 K Roberto Aguayo (Mascotte), LB Lavonte David (Miami), CB Javien Elliott (Panama City), LB Adarius Glanton (Bartow), CB Vernon Hargreaves III (Tampa), G Kevin Pamphile (Miami), WR Bernard Reedy (St. Petersburg), CB Josh Robinson (Sunrise), DT Akeem Spence (Fort Walton Beach)

### TEAM CAPTAINS

#### Offense

Jameis Winston (1st year)  
 Vincent Jackson (5th year)

#### Defense

Lavonte David (3rd year)  
 Gerald McCoy (5th year)

#### Special Teams

Russell Shepard (2nd year)



**SEAN PAYTON**



Ron Rivera was named the fourth head coach in Carolina Panthers' history on Jan. 11, 2011.

A two-time NFL Coach of the Year, Rivera inherited a 2-14 Carolina team as a rookie head coach in 2011 and guided them back to relevance in 2015 as Carolina won their second NFC Championship in franchise history, third consecutive NFC South division title and appeared in Super Bowl 50.

Carolina finished the season with a franchise-best 17-2 record.

In 2014, Rivera led the Panthers to a second consecutive NFC South Championship and a win in the Divisional Round against Arizona. In 2013, Rivera led the Panthers to a 12-4 record, including a franchise-record eight consecutive wins and an NFC South Championship, which helped him land the NFL Coach of the Year award.

Before joining the Panthers, Rivera worked with the San Diego Chargers from 2007-10, coaching inside linebackers before taking over as defensive coordinator midway through the 2008 season. With Rivera's guidance, the pass defense steadied itself - intercepting nine passes and yielding 229.6 passing yards per game and 11 touchdown passes over the final eight games. Those numbers contrasted to the first half of the season when San Diego notched just seven picks and was victimized for 265.1 yards per game and 14 touchdowns through the air.

From 2004-06, Rivera oversaw the Chicago Bears defense, engineering the unit to two top-five finishes in the league. Under Rivera's direction, five different defensive players went to the Pro Bowl: linebacker Lance Briggs, safety Mike Brown, defensive tackle Tommie Harris, linebacker Brian Urlacher and cornerback Nathan Vasher.

In his first season as a defensive coordinator in 2004, Rivera presided over a defense that produced nine more takeaways and 17 more sacks than the previous year and scored a franchise record and NFC high six defensive touchdowns. The Bears also thrived on third down and buckled down inside their own 20-yard line, ranking first in the NFL in third-down efficiency (30.5%) and topping the NFC in red zone defense (42.6%).

Prior to becoming a defensive coordinator, Rivera spent five seasons from 1999-2003 as the linebackers coach for the Philadelphia Eagles, who advanced to the NFC Championship game in each of his final three seasons. Twice during Rivera's tenure with the Eagles, the team finished second in the NFL in scoring defense and in 2001 held all 16 of its opponents to less than 21 points - making them just the fourth team in NFL history to do so.

Rivera gained his first coaching experience with the Bears as defensive quality control coach from 1997-98.

He is just the third Latino head coach in NFL history, joining Tom Flores with the Oakland Raiders from 1979-87 and Seattle Seahawks from 1992-94 and Tom Fears with the New Orleans Saints from 1967-70.

**RON RIVERA COACHING CAPSULE**

Coaching Years in NFL: 20th year (6th as Head Coach)  
 Panthers Head Coach: 6th year  
 Regular Season Record: 53-41 (.563)  
 Postseason Record: 3-3 (.500)

**CAROLINA ASSISTANT COACHES**

Asst. Head Coach/Secondary.....	Steve Wilks
Special Teams Coordinator.....	Bruce DeHaven
Running Game Coordinator.....	John Matsko
Defensive Coordinator.....	Sean McDermott
Offensive Coordinator.....	Mike Shula
Asst. Strength & Conditioning.....	Jason Benguche
Offensive Line.....	Ray Brown
Quarterbacks.....	Ken Dorsey
Asst. Defensive Backs/Nickels.....	Curtis Fuller
Tight Ends.....	Pete Hoener
Linebackers.....	Al Holcomb
Strength & Conditioning.....	Joe Kenn
Asst. Special Teams.....	Thomas McGaughey
Asst. Defensive Line.....	Sam Mills III
Wide Receivers.....	Ricky Proehl
Asst. Defensive Backs/Safeties.....	Richard Rodgers
Running Backs.....	Jim Skipper
Asst. Wide Receivers.....	Cameron Turner
Defensive Line.....	Eric Washington

**KOETTER/RIVERA MATCH-UP**

- Head Coach **Dirk Koetter** is 1-0 against the Carolina Panthers and Head Coach Ron Rivera.

- Rivera is 8-3 all-time against the Buccaneers.

## JASON LIGHT

Jason Licht was named the fifth general manager of the Tampa Bay Buccaneers on January 21, 2014. Now in his 20th NFL season, including one as a coach, Licht has had a proven track record of success. Since joining the Miami Dolphins front office in 1995, teams that Licht has been a part of have won over 53 percent of their games, including eight seasons with double-digit victories, while making nine playoff appearances and winning eight division titles, four conference championships and one Super Bowl title. Below is a breakdown of Licht's Year-by-Year record as a personnel member/coach.

### JASON LIGHT - YEAR-BY-YEAR RECORD AS PERSONNEL MEMBER/COACH

Year	Team	W	Pct.	Playoffs	Pct.	Result
1995	Miami	9-7	.563	0-1	0.00	3rd in AFC East, Reached Wild Card Playoffs
1996*	Miami	8-8	.500	0-0	-	4th in AFC East
1998	Carolina	4-12	.250	0-0	-	4th in NFC West
1999	New England	8-8	.500	0-0	-	5th in AFC East
2000	New England	5-11	.313	0-0	-	5th in AFC East
2001	New England	11-5	.688	3-0	1.000	1st in AFC East, Won SB XXXVI
2002	New England	9-7	.563	0-0	-	2nd in AFC East
2003	Philadelphia	12-4	.750	1-1	.500	1st in NFC East, Reached Conference Championship
2004	Philadelphia	13-3	.813	2-1	.666	1st in NFC East, Reached Super Bowl XXIX
2005	Philadelphia	6-10	.375	0-0	-	4th in NFC East
2006	Philadelphia	10-6	.625	1-1	.500	1st in NFC East, Reached Divisional Playoffs
2007	Philadelphia	8-8	.500	0-0	-	4th NFC East
2008	Arizona	9-7	.563	3-1	.750	1st in NFC West, Reached Super Bowl XLIII
2009	New England	10-6	.625	0-1	.000	2nd in AFC East, Reached Wild Card Playoffs
2010	New England	14-2	.875	0-1	.000	1st in AFC East, Reached Divisional Playoffs
2011	New England	13-3	.813	2-1	.666	1st in AFC East, Reached Super Bowl XLVI
2012	Arizona	5-11	.313	0-0	-	4th in NFC West
2013	Arizona	10-6	.625	0-0	-	3rd in NFC West
<b>2014</b>	<b>Tampa Bay</b>	<b>2-14</b>	<b>.125</b>	<b>0-0</b>	<b>-</b>	<b>4th NFC South</b>
<b>2015</b>	<b>Tampa Bay</b>	<b>6-10</b>	<b>.400</b>	<b>0-0</b>	<b>-</b>	<b>4th NFC South</b>
<b>2016</b>	<b>Tampa Bay</b>	<b>8-7</b>	<b>.533</b>	<b>0-0</b>	<b>-</b>	
<b>TOTALS</b>		<b>180-155</b>	<b>.537</b>	<b>12-8</b>	<b>.600</b>	<b>9 playoff appearances, 7 Division Championships 4 Conference Championships, 1 Super Bowl Championship</b>

\*Licht worked as an offensive assistant/quality control coach for Miami this season.


### NOTABLE PLAYERS DRAFTED WITH LIGHT

Below is a list of players who have earned postseason honors after being drafted by a team that Licht worked for:


Name, Pos.	Drafted	Team	Notes
Damien Woody, OL	1999 (1st Rd., 17th overall)	New England Patriots	2002 Pro Bowl, 2x SB Champion (XXXVI, XXXVIII)
Kevin Faulk, RB	1999 (2nd Rd., 46th overall)	New England Patriots	Patriots All-2000s Team, 50th Anniversary Team
Tom Brady, QB	2000 (6th Rd., 199th overall)	New England Patriots	2x NFL MVP, 3x Super Bowl MVP
Richard Seymour, DE	2001 (1st Rd., sixth overall)	New England Patriots	NFL 2000s All-Decade Team, 7x Pro Bowl, 5x All-Pro
Matt Light, T	2001 (2nd Rd., 48th overall)	New England Patriots	3x Pro Bowl, All-Pro (2001)
Deion Branch, WR	2002 (2nd Rd., 65th overall)	New England Patriots	Super Bowl XXXIX MVP
Shawn Andrews, G	2004 (1st Rd., 16th overall)	Philadelphia Eagles	Eagles 75th Anniversary Team, 3x Pro Bowl, 2x All-Pro
Trent Cole, DE	2005 (5th Rd., 146th overall)	Philadelphia Eagles	2x Pro Bowl, All-Pro (2009), 2x Top 100 Player Choice
Stewart Bradley, LB	2007 (3rd Rd., 87th overall)	Philadelphia Eagles	SI All-Pro, (2008)
DeSean Jackson, WR	2008 (2nd Rd., 49th overall)	Philadelphia Eagles	3x Pro Bowl, PFWA All-NFC & 2nd-Team All-Pro (2009)
Julian Edelman, WR	2009 (7th Rd., 232nd overall)	New England Patriots	SB Champion (XLIX), #91 on Top 100 Players (2015)
Devin McCourty, DB	2010 (1st Rd., 27th overall)	New England Patriots	SB Champion (XLIX), 2x All-Pro, Pro Bowl (2010)
Rob Gronkowski, TE	2010 (2nd Rd., 42nd overall)	New England Patriots	SB Champion (XLIX), 4x Pro Bowl, 4x All-Pro
Nate Solder, T	2011 (1st Rd., 17th overall)	New England Patriots	SB Champion (XLIX), 2011 All-Rookie Selection
Chandler Jones, DE	2012 (1st Rd., 21st overall)	New England Patriots	SB Champion (XLIX), Pro Bowl (2015)
Tyrann Mathieu, DB	2013 (3rd Rd., 69th overall)	Arizona Cardinals	All-Pro & Pro Bowl (2015), PFWA All-Rookie Selection
<b>Mike Evans, WR</b>	<b>2014 (1st Rd., seventh overall)</b>	<b>Tampa Bay Buccaneers</b>	<b>Pro Bowl (2017), PFWA All-Rookie Selection, NFC POW</b>
<b>Jameis Winston, QB</b>	<b>2015 (1st Rd., first overall)</b>	<b>Tampa Bay Buccaneers</b>	<b>Pro Bowl (2016), PFWA All-Rookie Selection</b>
<b>Donovan Smith, T</b>	<b>2015 (2nd Rd., 34th overall)</b>	<b>Tampa Bay Buccaneers</b>	<b>PFWA All-Rookie Selection</b>
<b>Ali Marpet, G</b>	<b>2015 (2nd Rd., 61st overall)</b>	<b>Tampa Bay Buccaneers</b>	<b>PFWA All-Rookie Selection</b>
<b>Kwon Alexander, LB</b>	<b>2015 (4th Rd., 124th overall)</b>	<b>Tampa Bay Buccaneers</b>	<b>PFWA All-Rookie Selection</b>



**2016 NOTABLE FREE AGENTS**




DE **Robert Ayers Jr.** comes to Tampa Bay after spending the previous two seasons with the New York Giants (2014-15). In 2015, Ayers set career highs in sacks (9.5), tackles for loss (11) and forced fumbles (2). His team-leading 9.5 sacks in 2015 are the most by any player that entered free agency this offseason and his 22 quarterback hits were the 12th-most in the league last season. Ayers recorded at least one sack in each of the final five games, with his 7.5 sacks in Weeks 13-17 standing as the second-most in the league during that time. He has been one of Pro Football Focus' top six 4-3 defensive ends each of the past two seasons. Originally a first-round selection by the Denver Broncos in 2009, he spent his first five seasons with Denver (2009-13). In his seven-year career, Ayers has played in 96 regular season games, with 39 starts, totaling 204 tackles, 41 tackles for loss, 26.5 sacks, 11 passes defended, six forced fumbles and three fumble recoveries. He has also played in six career postseason contests, with one start, notching nine tackles, three tackles for loss and 3.0 sacks.



CB **Brent Grimes** joins the Buccaneers after three seasons with the Miami Dolphins (2013-15). Prior to his time with Miami, Grimes spent six seasons with Atlanta (2007-12) where current Buccaneers defensive coordinator Mike Smith served as the Falcon's head coach from 2008-12. In his nine-year career, Grimes has 90-of-106 regular season games he has played in, totaling 401 tackles, 99 passes defended, 26 interceptions (357 return yards, two touchdowns), two forced fumbles and one fumble recovery. A four-time Pro Bowl selection (2010, 2013-15) and a 2014 Second-Team Associated Press All-Pro, Grimes' 26 interceptions

are tied for the seventh-most among active players. Since joining Miami in 2013, Grimes has totaled 13 interceptions, tied for the fourth-most in the league during that time. A two-time Defensive Player of the Week (NFC Week 15, 2010; AFC Week 9, 2014), Grimes was named the NFL Alumni Defensive Back of the Year following the 2011 season.



LB **Daryl Smith** comes to Tampa Bay after three seasons with the Baltimore Ravens (2013-15). He originally entered the league as a second-round selection (39th overall) of the Jacksonville Jaguars in the 2004 NFL Draft, spending his first nine seasons with Jacksonville (2004-12). In his 12-year career, Smith has started 172-of-174 regular season games played, totaling 1,046 tackles, 68 passes defended, 30.5 sacks, 13 forced fumbles, 11 interceptions (87 return yards, one touchdown) and six fumble recoveries (82 return yards, one touchdown). He has also started all five postseason contests he has appeared in, notching 43 tackles, two forced fumbles, one pass defended, one sack and one interception. Since joining Baltimore in 2013, Smith ranks fifth in the NFL in total tackles (371) and his 29 passes defended are tied for the most by a linebacker during that span. Smith and Buccaneers linebacker Lavonte David are the only two players to total at least 5.0 sacks, five interceptions, four forced fumbles and 25 passes defended over the past three seasons. Smith ranks fourth among active players in total tackles and is one of only four active players to record at least 30 sacks and 10 interceptions (Karlos Dansby, Julius Peppers, Lawrence Timmons). His 68 passes defended are the fourth-most by a linebacker since entering the league in 2004 and are the second-most by an active linebacker.



## 2016 TAMPA BAY BUCCANEERS DRAFT CLASS


### 2016 DRAFT PICKS



CB **Vernon Hargreaves III** was chosen 11th overall out of the University of Florida, where he started 35-of-37 career games, totaling 121 tackles, three tackles for loss, 28 passes defended, nine interceptions (returned 191 yards), two fumble recoveries and one forced fumble. He was named a unanimous All-American after his junior season, while earning first-team All-SEC all three seasons he played, including unanimous selections following both his junior and sophomore campaigns. The Tampa native was one of three finalists for the Jim Thorpe Award in 2015, given annually to the best defensive back in college football, and was a semifinalist for the Chuck Bednarik Award in both 2014 and 2015, presented annually to the best defensive player in the country.



DE **Noah Spence** was chosen 39th overall out of Eastern Kentucky, where he spent his redshirt junior season (2015), totaling 63 tackles, 22.5 tackles for loss, 11.5 sacks, three forced fumbles and two fumble recoveries. In his one season at Eastern Kentucky, the Harrisburg, Pennsylvania native was named an FCS All-American by the Associated Press, STATA, Walter Camp Foundation and College Sporting News, while being chosen as the FCS National Defensive Performer of the Year by the College Football Performance Awards. Prior to his time at Eastern Kentucky, Spence played two seasons at Ohio State (2012-13), earning first-team All-Big Ten honors from the league's media and second-team honors from the league's coaches as a sophomore, when he posted 14.5 tackles for loss and 8.0 sacks.



K **Roberto Aguayo** was selected 59th overall out of Florida State, where he finished his career as the most accurate kicker in NCAA history, connecting on 267-of-276 kicks attempted (.9673 conversion rate), surpassing the previous record of .9667, set by former Nebraska kicker Alex Henery. Aguayo earned first-team All-American honors all three seasons he played, joining Deion Sanders as the only two players in school history to do so. The Mascotte, Florida native won the Lou Groza Award as a redshirt freshman in 2013, was a finalist in 2014 and a semifinalist in 2015.



DB **Ryan Smith** was chosen in the fourth round (108th overall) out of North Carolina Central, where he started 42-of-45 career games, totaling 263 tackles, seven tackles for loss, 31 passes defended, eight fumble recoveries, seven interceptions, one forced fumble and one blocked kick. He also returned 14 kickoffs for 394 yards and one touchdown. A native of Upper Marlboro, Maryland, Smith set North Carolina Central records in both solo tackles (168) and kickoff return average (28.1).



OL **Caleb Benenoch** was selected in the fifth round (148th overall) from UCLA, where he started the final 35 games of his collegiate career, spending time at both tackle and guard. In 2015, the Katy, Texas native was part of an offensive line that surrendered just 14 sacks, the second-lowest total in school history. He earned honorable mention All-Pac-12 status as a sophomore (2014), after helping block for running back Paul Perkins, who led the league in rushing and recorded the second-highest single-season rushing total in school history.



LB **Devante Bond** was chosen 183rd overall out of the University of Oklahoma, where he played two seasons (2015-15), appearing in 21 games, with eight starts, notching 72 tackles, 11 tackles for loss, 3.0 sacks, two passes defended, one forced fumble and one fumble recovery, to go along with two blocked kicks. Prior to his time at Oklahoma, the Sacramento, California native played at Sierra Community College for two seasons, tallying 77 tackles, 27.0 tackles for loss, four passes defended and three fumble recoveries.

### 2015 NFL DRAFT SELECTIONS (7)

RD.	NO.	PLAYER	POS.	HT.	WT.	COLLEGE
1	11	Vernon Hargreaves III	CB	5-10	204	Florida
2	39	Noah Spence	DE	6-2	251	Eastern Ky.
2	59	Roberto Aguayo	K	6-0	207	Florida State
4	108	Ryan Smith	DB	5-11	189	N.C. Central
5	148	Caleb Benenoch	OL	6-5	305	UCLA
6	183	Devante Bond*	LB	6-1	236	Oklahoma

\* Injured Reserve

## OFFENSIVE FIREPOWER

Despite having a rookie quarterback and two rookie offensive linemen, the Buccaneers had one of the top offenses in the NFL last season, ranking fifth in the league in yards gained.

### 2015 NFL YARDS PER GAME LEADERS

Rank	Team	GP	Yds.	Yds./Gm.
1.	Arizona Cardinals	16	6,533	408.3
2.	New Orleans Saints	16	6,461	403.8
3.	Pittsburgh Steelers	16	6,327	395.4
4.	Seattle Seahawks	16	6,058	378.6
<b>5.</b>	<b>Tampa Bay Buccaneers</b>	<b>16</b>	<b>6,014</b>	<b>375.9</b>

Tampa Bay's fifth-placed finish is the highest that the team has ever ranked in total offense.

The Buccaneers had two games of 500+ yards this season, making them one of five NFL teams to eclipse the 500-yard mark in multiple games (also Pittsburgh, three times; Denver, New Orleans and N.Y. Giants twice).

### GROUND AND POUND

RBs Doug Martin and Charles Sims combined to help the Buccaneers be one of the premier rushing teams in the NFL last year, with Tampa Bay ranking fifth in rushing yards per game, and second in the NFL in rushing average.

### 2015 NFL RUSHING YARDS PER GAME LEADERS

Rank	Team	GP	Rush Yds.	Yds./Gm.
1.	Buffalo Bills	16	2,432	152.0
2.	Carolina Panthers	16	2,282	142.6
3.	Seattle Seahawks	16	2,268	141.8
4.	Minnesota Vikings	16	2,211	138.2
<b>5.</b>	<b>Tampa Bay Buccaneers</b>	<b>16</b>	<b>2,162</b>	<b>135.1</b>

### 2015 NFL RUSHING AVERAGE LEADERS

Rank	Team	Att.	Rush Yds.	Avg.
1.	Buffalo Bills	509	2,432	4.78
<b>2.</b>	<b>Tampa Bay Buccaneers</b>	<b>455</b>	<b>2,162</b>	<b>4.75</b>
3.	Kansas City Chiefs	436	2,044	4.69
4.	Minnesota Vikings	474	2,211	4.66
5.	Dallas Cowboys	408	1,890	4.63

### MARTIN & SIMS

Martin and Sims combined for the most scrimmage yards by a Buccaneers running back duo in a single season in team history. They are only the second duo to each eclipse 1,000 yards from scrimmage in the same season in team history (Mike Alstott & Warrick Dunn, 1999).

### MOST SCRIMMAGE YARDS BY A BUCCANEERS RB DUO

Year	Name	Yards	Name	Yards	Total
<b>2015</b>	<b>D. Martin</b>	<b>1,673</b>	<b>C. Sims</b>	<b>1,090</b>	<b>2,763</b>
1979	R. Bell	1,511	J. Eckwood	958	2,469
1999	W. Dunn	1,205	M. Alstott	1,188	2,393
1998	W. Dunn	1,370	M. Alstott	998	2,368
1997	W. Dunn	1,440	M. Alstott	843	2,283

### CREATING BIG PLAYS

Part of Tampa Bay's success on offense in 2015 came from creating big plays. The Buccaneers had 77 plays of 20 or more yards, the fourth-most in the NFL. Their 20 runs of 20+ yards were the most in the NFL.

### 2015 NFL PLAYS OF 20+ YARDS

Team	Big Runs	Big Passes	Big Plays
1. Jacksonville Jaguars	8	72	80
2. Arizona Cardinals	12	66	78
3. New Orleans Saints	6	72	78
<b>4. Tampa Bay Buccaneers</b>	<b>20</b>	<b>57</b>	<b>77</b>
5. Pittsburgh Steelers	15	61	76

Tampa Bay's propensity for making big plays led to the Buccaneers ranking third in yards per play.

### 2015 NFL YARDS PER PLAY

Team	Plays	Yards	Yards/Play
1. Arizona Cardinals	1,041	6,533	6.28
2. Pittsburgh Steelers	1,011	6,327	6.26
<b>3. Tampa Bay Buccaneers</b>	<b>1,017</b>	<b>6,014</b>	<b>5.91</b>
4. New Orleans Saints	1,096	6,461	5.90
5. Seattle Seahawks	1,035	6,058	5.85

## OFFENSE/DEFENSE

### KEEP THE DRIVE ALIVE

In 2015, the Buccaneers went three-and-out on only 26 of their 176 drives, the third-lowest mark in the NFL.

#### 2015 NFL FEWEST THREE-AND-OUT DRIVES

Team	Off. Poss.	3 & Out Drives	3 & Out Pct.
1. Arizona Cardinals	186	27	14.5
2. Minnesota Vikings	172	25	14.5
<b>3. Tampa Bay Buccaneers</b>	<b>176</b>	<b>26</b>	<b>14.8</b>
4. Pittsburgh Steelers	190	31	16.3
5. Atlanta Falcons	174	29	16.7

### CONVERSION MACHINE

In the first three weeks of the season, the Tampa Bay Buccaneers struggled to convert third downs, going 9-for-40 on third down attempts (22.5 pct.), the second-lowest mark in the NFL.

After that game, the Buccaneers flipped the script, ranking as the fourth-best team in the league in converting third downs since Week 4, going 75-of-162 (46.3 pct.) on third down attempts.

#### 2015 NFL THIRD DOWN CONVERSIONS - SINCE WEEK 4

Team	3rd. Conv.	3rd Att.	3rd Pct.
1. Seattle Seahawks	83	169	49.1
2. New Orleans Saints	83	174	47.7
3. Arizona Cardinals	77	166	46.4
<b>4. Tampa Bay Buccaneers</b>	<b>75</b>	<b>162</b>	<b>46.3</b>
5. Atlanta Falcons	83	182	45.6

### MOVING THE CHAINS

In 2015, Vincent Jackson and Mike Evans were two of the most productive receivers in the NFL in moving the chains, ranking second and third in first down percentage, respectively.

#### 2015 NFL LEADERS IN FIRST DOWN CATCH PERCENTAGE - Min. 32 Rec.

Player	1st Dn.	Rec	1st%
1. WR Dorial Green-Beckham (TEN)	30	32	93.8
<b>2. WR Mike Evans (TB)</b>	<b>63</b>	<b>74</b>	<b>85.1</b>
<b>3. WR Vincent Jackson (TB)</b>	<b>28</b>	<b>33</b>	<b>84.8</b>
4. WR Ted Ginn Jr. (CAR)	36	44	81.8
5. WR Kenny Britt (STL)	29	36	80.6

### LIMITING BIG PLAYS

On the opposite end of the spectrum, one of the strengths of Tampa Bay's defense was limiting opposing big plays. The Buccaneers allowed only 49 plays of 20 or more yards, the second-fewest in the NFL. Their four 20+-yard runs allowed tied for fewest allowed in the league.

#### 2015 NFL OPPONENT PLAYS OF 20+ YARDS

Team	Big Runs	Big Passes	Big Plays
1. Denver Broncos	5	41	46
<b>2. Tampa Bay Buccaneers</b>	<b>4</b>	<b>45</b>	<b>49</b>
3. Cincinnati Bengals	11	39	50
4. Seattle Seahawks	4	49	53
5. Minnesota Vikings	7	47	54

### STOP THE RUSH

In 2015, Tampa Bay allowed second-lowest rushing average in the NFL and the third-lowest in team history.

#### 2015 NFL OPPONENT RUSHING AVERAGE

Rank	Team	Opp. Rush	Opp. Rush Yds.	Avg.
1.	Denver Broncos	408	1,337	3.28
<b>2.</b>	<b>Tampa Bay Buccaneers</b>	<b>466</b>	<b>1,606</b>	<b>3.45</b>
3.	New York Jets	373	1,335	3.58
4.	Seattle Seahawks	362	1,304	3.60
5.	Jacksonville Jaguars	464	1,709	3.68

#### BUCCANEERS ALL-TIME OPPONENT RUSHING AVERAGE (Single Season)

Rank	Year	Opp. Rush	Opp. Rush Yds.	Avg.
1.	1988	478	1,551	3.24
2.	1978	595	2,049	3.44
<b>2.</b>	<b>2015</b>	<b>466</b>	<b>1,606</b>	<b>3.45</b>
4.	2005	438	1,515	3.46
5.	1979	539	1,873	3.47



## FAMOUS JAMEIS

QB Jameis Winston was taken first overall by the Tampa Bay Buccaneers and played every offensive snap for the team in 2015. He distinguished himself as a standout, particularly when compared to other rookie quarterbacks in recent history.

### JAMEIS VS. ROOKIE QBS

In 2015, Winston had a passer rating of 84.2, which stands as the 10th-highest mark by a rookie quarterback since the 1970 NFL/AFL Merger.

#### HIGHEST PASSER RATING BY A ROOKIE - (Since 1970, Min. 200 Att.)

Player	Att.	Cmp.	Yds	TD	INT	Rtg.
1. Dak Prescott (DAL)	451	307	3,630	23	4	105.6
2. Robert Griffin III (WAS)	393	258	3,200	20	5	102.4
3. Russell Wilson (SEA)	393	252	3,118	26	10	101.5
4. Ben Roethlisberger (PIT)	295	196	2,621	17	11	98.1
5. Dan Marino (MIA)	296	173	2,210	20	6	96.0
6. Marcus Mariota (TEN)	370	230	2,818	19	10	91.5
7. Matt Ryan (ATL)	434	265	3,440	16	11	87.7
8. Teddy Bridgewater (MIN)	402	259	2,919	14	12	85.2
9. Cam Newton (CAR)	517	310	4,051	21	17	84.5
<b>10. Jameis Winston (TB)</b>	<b>535</b>	<b>312</b>	<b>4,042</b>	<b>22</b>	<b>15</b>	<b>84.2</b>

Winston's totals this past year placed him among the all-time NFL rookie leaders in both passing yards and passing touchdowns

#### NFL ROOKIE PASSING YARD LEADERS - (Since 1970)

Rank	Player (Team)	Year	Passing Yards
1.	Andrew Luck (IND)	2012	4,374
2.	Cam Newton (CAR)	2011	4,051
<b>3.</b>	<b>Jameis Winston (TB)</b>	<b>2015</b>	<b>4,042</b>
4.	Peyton Manning (IND)	1998	3,739
5.	Dak Prescott (DAL)	2016	3,630
6.	Carson Wentz (PHI)	2016	3,537
7.	Sam Bradford (STL)	2010	3,512
8.	Matt Ryan (ATL)	2008	3,440
9.	Andy Dalton (CIN)	2011	3,398
10.	Brandon Weeden (CLE)	2012	3,385

#### NFL ROOKIE PASSING TOUCHDOWN LEADERS - (Since 1970)

Rank	Player (Team)	Year	Passing TD
1.	Peyton Manning (IND)	1998	26
1.	Russell Wilson (SEA)	2012	26
3.	Andrew Luck (IND)	2012	23
3.	Dak Prescott (DAL)	2016	23
<b>5.</b>	<b>Jameis Winston (TB)</b>	<b>2015</b>	<b>22</b>
5.	Cam Newton (CAR)	2011	21
5.	Derek Carr (OAK)	2014	21
8.	Andy Dalton (CIN)	2011	20
8.	Robert Griffin III (WAS)	2012	20
8.	Dan Marino (MIA)	1983	20

### JAMEIS IN BUCCANEERS HISTORY

Winston has distinguished himself as not only one of the top rookie quarterbacks in Buccaneers history, but among the best seasons in team history. His 4,042 passing yards are second-most in a single season and his 22 touchdown passes are tied for the fourth-most in a single season. Both are rookie franchise records.

#### MOST TOUCHDOWN PASSES BY BUCCANEERS ROOKIES

Player	Year	Att.	Cmp.	Yds	TD	INT	Rtg.
<b>1. Jameis Winston</b>	<b>2015</b>	<b>535</b>	<b>312</b>	<b>4,042</b>	<b>22</b>	<b>15</b>	<b>84.2</b>
2. Mike Glennon	2013	416	247	2,608	19	9	83.9
3. Josh Freeman	2009	290	158	1,855	10	18	59.8
4. Bruce Gradkowski	2006	328	177	1,661	9	9	65.9
5. Shaun King	1999	146	89	875	7	4	82.4
5. Doug Williams	1978	194	73	1,170	7	8	53.4

#### BUCCANEERS SINGLE SEASON PASSING YARD LEADERS

Rank	Player	Year	Passing Yards
1.	Josh Freeman	2012	4,065
<b>2.</b>	<b>Jameis Winston</b>	<b>2015</b>	<b>4,042</b>
<b>3.</b>	<b>Jameis Winston</b>	<b>2016</b>	<b>3,888</b>
3.	Brad Johnson	2003	3,811
5.	Josh Freeman	2011	3,592
6.	Doug Williams	1981	3,563
7.	Steve DeBerg	1984	3,554
8.	Josh Freeman	2010	3,451
9.	Brad Johnson	2001	3,406
10.	Doug Williams	1980	3,396

#### BUCCANEERS SINGLE SEASON PASSING TOUCHDOWN LEADERS

Rank	Player	Year	Passing TD
1.	Josh Freeman	2012	27
<b>1.</b>	<b>Jameis Winston</b>	<b>2016</b>	<b>27</b>
3.	Brad Johnson	2003	26
4.	Josh Freeman	2010	25
5.	Brad Johnson	2002	22
<b>5.</b>	<b>Jameis Winston</b>	<b>2015</b>	<b>22</b>
7.	Trent Dilfer	1997	21
7.	Trent Dilfer	1998	21
9.	Brian Griese	2004	20
9.	Vinny Testaverde	1989	20
9.	Doug Williams	1980	20

## FAMOUS JAMEIS

At St. Louis, Winston threw for a then career-high 363 yards, the second-most by a rookie in team history and the most by a Buccaneers quarterback since 2012 (Josh Freeman, 372 yards vs. St. Louis, 12/23/12).

### MOST SINGLE-GAME PASSING YARDS – (Rookies)

Player	Opponent-Date	Pass Yds
1. Vinny Testaverde	at NO-12/6/87	369
<b>2. Jameis Winston</b>	<b>at STL-12/17/15</b>	<b>363</b>
<b>3. Jameis Winston</b>	<b>at CAR-1/3/16</b>	<b>325</b>
4. Josh Freeman	at CAR-12/6/09	321
5. Doug Williams	vs. MIN-10/1/78	311

Part of Winston's 363 yards were 238 yards in the fourth quarter, the most in any quarter in franchise history and the most by an NFL quarterback in the fourth quarter since 2012 (Eli Manning, 243 passing yards vs. Tampa Bay, 9/16/12). His 238 passing yards were the most in any quarter since Aaron Rodgers in 2014 (242, second quarter vs. Chicago, 11/9)

### JAMEIS GOING DEEP

One of Winston's strengths is a willingness to throw the ball down the field, which helped open up the Buccaneers' passing attack. Winston ranked second in the league in pass yards per completion

### 2015 NFL HIGHEST YARDS PER COMPLETION

Player (Team)	Cmp.	Yds	Yds/Cmp.
1. Carson Palmer (ARI)	342	4,671	13.66
2. Cam Newton (CAR)	296	3,837	12.96
<b>3. Jameis Winston (TB)</b>	<b>312</b>	<b>4,042</b>	<b>12.96</b>
4. Andy Dalton (CIN)	255	3,250	12.75
5. Tyrod Taylor (BUF)	342	3,035	12.54

Winston made big plays for the Buccaneers, with his 57 completions of 20 or more yards tying for the sixth-most in the NFL.

### 2015 NFL COMPLETIONS OF 20+ YARDS

Rank	Player (Team)	20+ Yd. Comp.
1.	Blake Bortles (JAC)	72
2.	Drew Brees (NO)	68
3.	Carson Palmer (ARI)	65
4.	Russell Wilson (SEA)	60
5.	Tom Brady (NE)	58
<b>6.</b>	<b>Jameis Winston (TB)</b>	<b>57</b>
6.	Ryan Tannehill (MIA)	57
8.	Aaron Rodgers (GB)	55
9.	Derek Carr (OAK)	53
9.	Jay Cutler (CHI)	53
9.	Ryan Fitzpatrick (NYJ)	53
9.	Philip Rivers (SD)	53

### DUAL THREAT

Winston also rushed for six touchdowns, the most ever by a Buccaneers quarterback in a single season and tied for the second-most career rushing touchdowns by a quarterback in team history.

### MOST RUSHING TOUCHDOWNS BY A QB, SINGLE SEASON (Team History)

Rank	Player	Rush TD
<b>1.</b>	<b>Jameis Winston, 2015</b>	<b>6</b>
2.	Shaun King, 2000	5
2.	Steve Young, 1986	5
4.	Josh Freeman, 2011	4
4.	Doug Williams, 1980	4
4.	Doug Williams, 1981	4

### MOST RUSHING TOUCHDOWNS BY A QB (Team History)

Rank	Player	Rush TD
1.	Doug Williams, 1978-82	13
<b>2.</b>	<b>Jameis Winston, 2015-Pres.</b>	<b>7</b>
2.	Steve Young, 1985-86	6
4.	Trent Dilfer, 1994-99	5
4.	Shaun King, 1999-2003	5
4.	Vinny Testaverde, 1987-92	5

### 2015 NFL MOST RUSHING TOUCHDOWNS BY A QB

Rank	Player (Team)	Rush TD
1.	Cam Newton (CAR)	10
<b>2.</b>	<b>Jameis Winston (TB)</b>	<b>6</b>
3.	Kirk Cousins (WAS)	5
4.	Tyrod Taylor (BUF)	4
4.	Tom Brady (NE)	3
4.	Teddy Bridgewater (MIN)	3
4.	Andy Dalton (CIN)	3
4.	Joe Flacco (BAL)	3

### RECORD SETTER

At Philadelphia (11/22), Winston threw five touchdown passes, tied for the most by a rookie since the 1970 NFL Merger (DET QB Matthew Stafford, 11/22/09 vs. CLE). His five touchdown passes also matched the franchise record.

### MOST SINGLE-GAME PASSING TOUCHDOWNS (Team History)

Player	Opponent-Date	Pass TD
1. QB Steve DeBerg	vs. ATL-9/13/87	5
1. QB Josh Freeman	vs. SEA-12/26/10	5
1. QB Brad Johnson	vs. MIN-11/3/02	5
<b>1. QB Jameis Winston</b>	<b>at PHI-11/22/15</b>	<b>5</b>

RB Doug Martin was one of the top runners in the NFL in 2015, totaling 1,402 rushing yards, the second-most in the league, while his 4.87 rushing average ranked as the most among running backs with at least 150 carries.

**2015 NFL RUSHING YARDS LEADERS**

Rank	Player (Team)	Rushing Yards
1.	Adrian Peterson (MIN)	1,485
<b>2.</b>	<b>Doug Martin (TB)</b>	<b>1,402</b>
3.	Todd Gurley (STL)	1,106
4.	Darren McFadden (DAL)	1,089
5.	Chris Ivory (NYJ)	1,070

**2015 NFL HIGHEST RUSHING AVERAGE (Min. 150 Carries)**

Name	Att.	Yds.	Avg.
<b>1. Doug Martin (TB)</b>	<b>288</b>	<b>1,402</b>	<b>4.87</b>
2. Todd Gurley (STL)	229	1,106	4.83
3. Giovani Bernard (CIN)	154	730	4.74
4. C.J. Anderson (DEN)	152	720	4.74
4. Mark Ingram (NO)	166	769	4.63

Martin's 4.87 average was the highest by any running back with at least 275 carries since 2013 (LeSean McCoy, 314 carries, 5.12 avg.).

Much of Martin's success came from creating big runs. Martin had 33 rushes of 10 or more yards, the second-most in the NFL and 14 rushes of 20+ yards, the most in the league. He was one of only five players in the league with multiple 50+ yards runs.

**2015 NFL RUSHES OF 10+ YARDS**

Rank	Player (Team)	10+ Yd. Rushes
1.	Adrian Peterson (MIN)	43
<b>2.</b>	<b>Doug Martin (TB)</b>	<b>33</b>
3.	Devonta Freeman (ATL)	32
4.	Chris Ivory (NYJ)	29
4.	LeSean McCoy (BUF)	28

**2015 NFL RUSHES OF 20+ YARDS**

Rank	Player (Team)	20+ Yd. Rushes
<b>1.</b>	<b>Doug Martin (TB)</b>	<b>14</b>
2.	Todd Gurley (STL)	11
3.	Adrian Peterson (MIN)	10
4.	Chris Ivory (NYJ)	9
4.	Darren McFadden (DAL)	9
4.	Latavius Murray (OAK)	9

**2015 NFL RUSHES OF 50+ YARDS**

Rank	Player (Team)	50+ Yd. Rushes
<b>1.</b>	<b>Doug Martin (TB)</b>	<b>3</b>
1.	Todd Gurley (STL)	3
2.	Isaiah Crowell (CLE)	2
2.	Mike Gillislee (BUF)	2
2.	Chris Ivory (NYJ)	2
2.	Adrian Peterson (MIN)	2
2.	DeAngelo Williams (PIT)	2

At Philadelphia, Martin rushed for 235 yards, the most rushing yards in a game in 2015.

**2015 NFL MOST RUSHING YARDS IN A GAME**

Name	Yds.	Date	Opp.
<b>1. Doug Martin (TB)</b>	<b>235</b>	<b>11/22/15</b>	<b>PHI</b>
2. Thomas Rawls (SEA)	209	11/22/15	SF
3. Adrian Peterson (MIN)	203	11/15/15	OAK
4. David Johnson (ARI)	187	12/20/15	PHI
5. Lamar Miller (MIA)	175	10/25/15	HOU

Martin was able to break off so many big runs due to his ability to break tackles and make yards after contact. Per Stats, Inc., he was tied for the fourth-most broken tackles and had the most rushing yards after contact.

**2015 NFL BROKEN TACKLES**

Rank	Player (Team)	Broken Tackles
1.	Chris Ivory (NYJ)	14
2.	LeGarrette Blount (NE)	11
2.	Adrian Peterson (MIN)	11
<b>4.</b>	<b>Doug Martin (TB)</b>	<b>10</b>
4.	Carlos Hyde (SF)	10

**2015 NFL YARDS AFTER CONTACT**

Rank	Player (Team)	Yards After Contact
<b>1.</b>	<b>Doug Martin (TB)</b>	<b>650</b>
2.	Adrian Peterson (MIN)	641
3.	Chris Ivory (NYJ)	551
4.	Todd Gurley (STL)	524
5.	Jonathan Stewart (CAR)	498

Martin rushed for 100+ yards in three consecutive contests (10/4 vs. CAR-10/25 at WAS), only the third time in franchise history a player has reached at least 100 rushing yards in three straight games (also: James Wilder, six consecutive, 12/9/84 vs. ATL-9/29/85 at DET; Carnell Williams, three consecutive, 9/11/05 at MIN-9/25/05 at GB).





**RECORD-SETTER**

With their second first-round pick in 2012, the Tampa Bay Buccaneers selected RB **Doug Martin**, who proved to be a sensation in his rookie season, shattering Buccaneers records, while setting NFL marks along the way. In 2015, Martin had another one of the best years in team history, ranking in the top five in rushing yards and scrimmage yards

Part of Martin's Philadelphia totals included an 84-yard run, the longest in franchise history and the third-longest rush in the league in 2015.

**MOST RUSHING YARDS - SINGLE SEASON (Team History)**

Rank	Player	Year	Yards
1.	RB James Wilder	1984	1,544
<b>2.</b>	<b>RB Doug Martin</b>	<b>2012</b>	<b>1,454</b>
<b>3.</b>	<b>RB Doug Martin</b>	<b>2015</b>	<b>1,402</b>
4.	RB James Wilder	1985	1,300
5.	RB Ricky Bell	1979	1,263
6.	RB Errict Rhett	1995	1,207
7.	RB Carnell Williams	2005	1,178
8.	RB Reggie Cobb	1992	1,171
9.	RB Warrick Dunn	2000	1,133
10.	RB Warrick Dunn	1998	1,026

**MOST YARDS FROM SCRIMMAGE - SINGLE SEASON (Team History)**

Rank	Player	Year	Yards
1.	RB James Wilder	1984	2,229
<b>2.</b>	<b>RB Doug Martin</b>	<b>2012</b>	<b>1,926</b>
<b>3.</b>	<b>RB Doug Martin</b>	<b>2015</b>	<b>1,673</b>
4.	RB James Wilder	1985	1,641
5.	RB Warrick Dunn	2000	1,555
6.	RB Ricky Bell	1979	1,511
7.	RB Warrick Dunn	1997	1,440
8.	WR Mark Carrier	1989	1,422
9.	RB Warrick Dunn	1998	1,370
10.	RB Michael Pittman	2003	1,348

After setting the franchise record in his rookie season with 251 rushing yards at Oakland (11/4/12), Martin notched another banner day in 2015, with 235 rushing yards at Philadelphia (11/22/15), the second-highest mark in team history.

**MOST SINGLE-GAME RUSHING YARDS (Team History)**

Player	Opponent-Date	Rush Yds
<b>1. RB Doug Martin</b>	<b>at OAK-11/4/12</b>	<b>251</b>
<b>2. RB Doug Martin</b>	<b>at PHI-11/22/15</b>	<b>235</b>
3. RB James Wilder	at MIN-11/6/83	219
4. RB Warrick Dunn	vs. DAL-12/3/00	210
5. RB Errict Rhett	vs. WAS-12/4/94	192
6. RB James Wilder	vs. GB-9/30/84	172
7. RB Ricky Bell	vs. GB-10/21/79	167
8. RB James Wilder	at CHI-9/8/85	166
9. RB LeGarrette Blount	at SEA-12/26/10	164
10. RB Bobby Rainey	vs. ATL-11/17/13	163

**LONGEST RUSHING PLAYS IN TEAM HISTORY**

Player	Yards	Opponent-Date
<b>1. Doug Martin</b>	<b>84</b>	<b>@PHI-11/22/15</b>
2. Bobby Rainey	80t	BUF-12/8/13
3. Michael Pittman	78t	KC-11/11/04
4. Warrick Dunn	76	CHI-12/21/97
5. Jerry Ellison	75	DET-12/23/95
5. James Wilder	75t	@MIN-11/6/83

**2015 NFL LONGEST RUSHING PLAYS**

Player	Yards	Opponent-Date
1. Marcus Mariota	87t	JAC-12/6/15
2. Lamar Miller (MIA)	85t	HOU-10/25/15
<b>3. Doug Martin (TB)</b>	<b>84</b>	<b>@PHI-11/22/15</b>
4. Adrian Peterson (MIN)	80t	@OAK-11/15/15
5. Adrian Peterson (MIN)	75	@DET-10/25/15

**ROOKIE TOUCHDOWN MACHINE**

In his first NFL season, Martin made his mark scoring touchdowns, with 11 rushing scores, the second-most in team history and 12 touchdowns from scrimmage, tied for the second-most in a season.

**MOST RUSHING TDs - SINGLE SEASON (Team History)**

Rank	Player	Year	TDs
1.	RB James Wilder	1984	13
<b>2.</b>	<b>RB Doug Martin</b>	<b>2012</b>	<b>11</b>
3.	RB Errict Rhett	1995	11
4.	RB Earnest Graham	2007	10
4.	FB Mike Alstott	2001	10
4.	RB James Wilder	1985	10

**MOST TOUCHDOWNS - SINGLE SEASON (Team History)**

Rank	Player	Year	TDs
1.	RB James Wilder	1984	13 (13 rush)
<b>2.</b>	<b>RB Mike Evans*</b>	<b>2014</b>	<b>12 (12 rec.)</b>
<b>2.</b>	<b>RB Doug Martin*</b>	<b>2012</b>	<b>12 (11 rush, 1 rec.)</b>
4.	FB Mike Alstott	2001	11 (10 rush, 1 rec.)
<b>4.</b>	<b>RB Mike Evans</b>	<b>2016</b>	<b>11 (11 rec.)</b>
4.	RB Errict Rhett	1995	11 (11 rush)
4.	WR Mike Williams*	2010	11 (11 rec.)

\*-Rookie

**MARTIN IN TAMPA BAY HISTORY**

Martin has continued his climb in the Buccaneers record books, with 21 career rushing touchdowns (tied for fourth in team history), 4,074 career rushing yards (fourth in team history), and 5,039 career scrimmage yards (fifth in team history) and 11 career 100-yard rushing games (tied for second in team history).

**MOST RUSHING YARDS - (Team History)**

Rank	Player	Yards
1.	RB James Wilder, 1981-89	5,957
2.	FB Mike Alstott, 1996-2006	5,088
3.	RB Warrick Dunn, 1997-2008	4,986
<b>4.</b>	<b>RB Doug Martin, 2012-Pres.</b>	<b>4,227</b>
5.	RB Carnell Williams, 2005-10	3,677

**MOST RUSHING TOUCHDOWNS - (Team History)**

Rank	Player	TDs
1.	FB Mike Alstott, 1996-2006	58
2.	RB James Wilder, 1981-89	37
3.	RB Errict Rhett, 1994-97	24
<b>4.</b>	<b>RB Doug Martin, 2012-Pres.</b>	<b>23</b>
5.	RB Reggie Cobb, 1990-93	21
6.	RB Carnell Williams, 2005-10	20
7.	RB Warrick Dunn, 1997-2008	19
8.	RB Ricky Bell, 1977-1981	16
9.	FB/RB Earnest Graham, 2004-11	15
9.	RB Lars Tate, 1988-89	15

**MOST SCRIMMAGE YARDS - (Team History)**

Rank	Player	Yards
1.	RB James Wilder, 1981-89	9,449
2.	RB Warrick Dunn, 1997-2008	7,690
3.	FB Mike Alstott, 1996-2006	7,372
4.	RB Michael Pittman, 2002-07	5,723
<b>5.</b>	<b>RB Doug Martin, 2012-Pres.</b>	<b>5,234</b>
6.	WR Mark Carrier, 1987-92	5,018
7.	WR Kevin House, 1980-86	4,969
8.	RB Carnell Williams, 2005-10	4,586
9.	WR Vincent Jackson, 2012-Pres.	4,326
10.	TE Jimmie Giles, 1978-86	4,307

**MOST 100-YARD RUSHING GAMES – Team History**

Rank	Player	100-Yd. Games
1.	RB James Wilder, 1981-89	14
2.	RB Warrick Dunn, 1997-2001, 2008	11
<b>2.</b>	<b>RB Doug Martin, 2012-Pres.</b>	<b>11</b>
4.	RB Carnell Williams, 2005-10	9
5.	RB Ricky Bell, 1977-81	8*
5.	RB Michael Pittman, 2002-07	8**
5.	RB Errict Rhett, 1994-97	8

\*Includes one playoff game  
 \*\*Includes Super Bowl XXXVII

**NFL RECORDS**

Martin recorded 1,926 yards from scrimmage as a rookie, the third-highest total in NFL history, trailing only Eric Dickerson (2,212 in 1984) and Edgerrin James (2,139 in 1999). His banner day came at Oakland (11/4/12), when he rushed for 251 yards and four touchdowns, the most in Buccaneers history and tied for the 10th-most in NFL history.

**MOST RUSHING YARDS IN A GAME - (NFL History)**

Name	Yds	Date	Opp.
1. Adrian Peterson (MIN)*	296	11/4/07	SD
2. Jamal Lewis (BAL)	295	9/14/03	CLE
3. Jerome Harrison (CLE)	286	12/20/09	KC
4. Corey Dillon (CIN)	278	11/4/07	DEN
5. Walter Payton (CHI)	275	11/20/77	MIN
6. O.J. Simpson (BUF)	273	11/25/76	DET
7. Shaun Alexander (CIN)	266	11/11/01	OAK
8. Jamaal Charles (KC)	259	1/3/10	DEN
9. Demarco Murray (DAL)*	253	10/23/11	STL
<b>10. Doug Martin (TB)*</b>	<b>251</b>	<b>11/4/12</b>	<b>OAK</b>
10. Mike Anderson (DEN)*	251	12/3/00	NO

\*-Rookie

Martin's 251 rushing yards at Oakland came on only 25 carries, a 10.0 avg., the third highest in NFL history with a minimum of 25 rush attempts.

**MOST YARDS-PER-CARRY - SINGLE GAME - (Min. 25 carries)**

Name	Att	Yds/Rush	Date (Opp.)
1. Jamaal Charles (KC)	25	10.4	01/03/12 (DEN)
2. Demarco Murray (DAL)	25	10.1	10/23/11 (STL)
<b>3. Doug Martin (TB)</b>	<b>25</b>	<b>10.0</b>	<b>11/4/12 (OAK)</b>

**MOST RUSHING YARDS IN A HALF - (Since 1991)**

Name	Half, Yds	Date (Opp.)
1. Adrian Peterson (MIN)	2nd, 253	11/04/07 (SD)
<b>2. Doug Martin (TB)</b>	<b>2nd, 220</b>	<b>11/4/12 (OAK)</b>
3. Jerome Harrison (CLE)	2nd, 213	12/20/09 (KC)
4. Corey Dillon (CIN)	2nd, 201	10/22/00 (DEN)
5. Barry Sanders (DET)	2nd, 200	11/13/94 (TB)

**MOST RUSHING YARDS IN A QUARTER - (Since 1991)**

Name	Qtr	Yds	Date (Opp.)
1. Jamaal Charles (KC)	3rd	165	12/23/12 (IND)
2. Jamaal Charles (KC)	3rd	162	9/23/12 (NO)
3. LeSean McCoy (PHI)	4th	148	12/8/13 (DET)
4. Adrian Peterson (MIN)	4th	146	11/4/07 (SD)
4. Kenneth Davis (BUF)	2nd	146	11/22/92 (ATL)
<b>6. Doug Martin (TB)</b>	<b>3rd</b>	<b>143</b>	<b>11/4/12 (OAK)</b>
6. Marshall Faulk (STL)	1st	143	11/11/01 (CAR)
6. Thomas Jones (NYJ)	2nd	143	10/18/09 (BUF)
9. Terrell Davis (DEN)	1st	138	9/13/98 (DAL)
10. Adrian Peterson (MIN)	4th	137	11/15/15 (OAK)
10. Jamal Lewis (BAL)	3rd	137	12/21/03 (CLE)

## EXCELLENT EVANS

### EVANS AT THE TOP

The 2014 rookie receiver class was lauded as one of the best in NFL history with 12 rookies recording at least 500 receiving yards, including three with 1,000+ receiving yards. One of those three was Buccaneers wide receiver Mike Evans, whose 1,051 receiving yards and 12 touchdowns announced his presence as a standout wide receiver in the NFL.

Evans has continued his success since then and is proving to be one of the best in a historic class, ranking second in receiving yards and receiving touchdowns, while posting the third-most receptions.

### 2014 DRAFT CLASS RECEIVING LEADERS (Career)

Player	GP	Rec.	TD	Yards
1. Odell Beckham (NYG)	42	283	35	4,078
<b>2. Mike Evans (TB)</b>	<b>45</b>	<b>233</b>	<b>26</b>	<b>3,513</b>
3. Jarvis Landry (MIA)	47	279	12	2,975
4. Brandin Cooks (NO)	41	212	20	2,842
5. Allen Robinson (JAC)	41	196	22	2,749
6. Jordan Matthews (PHI)	46	225	19	2,673
7. Sammy Watkins (BUF)	36	149	17	2,428
8. Allen Hurns (JAC)	42	150	19	2,185
9. John Brown (ARI)	45	150	14	2,191
10. Kelvin Benjamin (CAR)	31	130	15	1,856

Evans has posted 12 100-yard receiving games, the second-most from the draft class

### 2014 NFL DRAFT CLASS MOST 100-YARD RECEIVING GAMES

Rank	Player (Team)	100-Yd. Games
1.	WR Odell Beckham Jr. (NYG)	19
<b>2.</b>	<b>WR Mike Evans (TB)</b>	<b>12</b>
2.	WR Sammy Watkins (BUF)	10
4.	WR Jordan Matthews (PHI)	8
4.	WR Allen Robinson (JAC)	8

### ROOKIE ROCKSTAR

Evans managed to measure up to his rookie counterparts, tying for the most receiving touchdowns (12), while having the second-most receiving yards (1,051), and the fourth-most receptions (68) by a rookie in 2014.

### 2014 ROOKIE RECEIVING YARD LEADERS

Player	GP	Rec.	TD	Yards
1. Odell Beckham (NYG)	12	91	12	1,305
<b>2. Mike Evans (TB)</b>	<b>15</b>	<b>68</b>	<b>12</b>	<b>1,051</b>
3. Kelvin Benjamin (CAR)	16	73	9	1,008
4. Sammy Watkins (BUF)	16	65	6	982
5. Jordan Matthews (PHI)	16	67	8	872

### SINGLE-GAME ROOKIE RECEIVING YARD LEADERS SINCE 1960

Player	Date (Opp.)	Rec.	TD	Yards
1. Jerry Butler (BUF)	9/23/79 (vs. NYJ)	10	4	255
2. Jerry Rice (SF)^	12/9/85 (vs. RAM)	10	1	241
3. Justin Blackmon (JAC)	11/18/12 (at HOU)*	7	1	236
4. Eddie Kennison (STL)	12/15/96 (at ATL)	5	3	226
5. Anquan Boldin (ARI)	9/7/03 (at DET)	10	2	217
6. Mark Carrier (TB)	12/6/87 (at NO)	8	1	212
7. Jackie Smith (STL)^	10/13/63 (vs. PIT)	9	2	212
8. Sammy White (MIN)	11/7/76 (vs. DET)	7	2	210
<b>9. Mike Evans (TB)</b>	<b>11/16/14 (at WAS)</b>	<b>7</b>	<b>2</b>	<b>209</b>
10. Rod Gardner (WAS)	10/21/01 (vs. CAR)*	6	1	208

\* Overtime game

^ Inducted into the Pro Football Hall of Fame

Evans had 12 receiving touchdowns on the season, tied for the third-most in a single season by a rookie since the merger.

### NFL MOST RECEIVING TOUCHDOWNS IN A SINGLE SEASON (Rookies Since 1970)

Rank	Player	TDs
1.	WR Randy Moss, MIN, 1998	17
2.	WR John Jefferson, SD, 1978	13
<b>3.</b>	<b>WR Mike Evans, TB 2014</b>	<b>12</b>
3.	WR Odell Beckham, NYG 2014	12
5.	WR Mike Williams, TB, 2010	11

Evans' three multi-touchdown games were the most in a single season in franchise history and tied for the fourth-most by a rookie since the merger.

Evans had 1,051 receiving yards as a rookie, the 10th-most in a single season by a rookie since the merger.

### NFL MOST RECEIVING YARDS IN A SINGLE SEASON (Rookies Since 1970)

Rank	Player	Yards
1.	WR Anquan Boldin, ARI, 2003	1,377
2.	WR Randy Moss, MIN, 1998	1,313
3.	WR Odell Beckham, NYG 2014	1,305
4.	WR Michael Clayton, TB, 2004	1,193
5.	WR Terry Glenn, NE, 1996	1,132
6.	WR Bill Brooks, IND, 1986	1,131
7.	WR Ernest Givins, HOU, 1986	1,131
8.	WR Amari Cooper, OAK, 2015	1,070
9.	WR A.J. Green, CIN, 2011	1,057
<b>10.</b>	<b>WR Mike Evans, TB 2014</b>	<b>1,051</b>



**IN BUCCANEERS HISTORY**

Evans had a record-setting rookie season, setting a new franchise record for receiving touchdowns, tying for the most touchdowns from scrimmage by a rookie, while finishing with the second-most receiving yards and receptions by a Buccaneers rookie.

**MOST RECEIVING TOUCHDOWNS BY A ROOKIE - (Team History)**

Rank	Player, Year	TDs
1.	<b>WR Mike Evans, 2014</b>	<b>12</b>
2.	WR Mike Williams, 2010	11
3.	WR Michael Clayton, 2004	7
4.	WR Kevin House, 1980	5
4.	TE Tim Wright, 2013	5

**MOST SCRIMMAGE TOUCHDOWNS BY A ROOKIE - (Team History)**

Player, Year	Rec. TD	Rush TD	Total TD
<b>1. WR Mike Evans, 2014</b>	<b>12</b>	<b>0</b>	<b>12</b>
<b>1. RB Doug Martin, 2012</b>	<b>1</b>	<b>11</b>	<b>12</b>
3. WR Mike Williams, 2010	11	0	11
4. RB Lars Tate, 1988	1	7	8
5. WR Michael Clayton, 2004	7	0	7
5. WR Warrick Dunn, 1997	3	4	7
5. RB Errict Rhett, 1994	0	7	7

**MOST RECEIVING YARDS BY A ROOKIE - (Team History)**

Rank	Player, Year	Yards
1.	WR Michael Clayton, 2004	1,193
<b>2.</b>	<b>WR Mike Evans, 2014</b>	<b>1,051</b>
3.	WR Mike Williams, 2010	964
4.	WR Lawrence Dawsey, 1991	818
5.	WR Horace Copeland, 1993	633

**MOST RECEPTIONS BY A ROOKIE - (Team History)**

Rank	Player, Year	Rec.
1.	WR Michael Clayton, 2004	80
<b>2.</b>	<b>WR Mike Evans, 2014</b>	<b>68</b>
3.	FB Mike Alstott, 1996	65
3.	WR Mike Williams, 2010	65
5.	WR Lawrence Dawsey, 1991	55

At Cleveland (11/2), Evans recorded seven catches for 124 yards and two touchdowns, becoming only the second Buccaneers rookie with 100 or more yards and two or more touchdowns in a single game (Horace Copeland, 104 yards & two touchdowns at Atlanta, 10/31/93).

Also, at only 21 years and 73 days old, Evans became the youngest player in NFL history with 100 or more yards and two or more touchdowns in a single game.

Against Atlanta (11/9), Evans posted 125 receiving yards, the fifth-most by a rookie in franchise history and became the first Bucs rookie with consecutive 100-yard games.

At Washington (11/16), Evans recorded 206 receiving yards, the third-most in franchise history. He became the youngest player in NFL history to record 200 or more receiving yards. His 206 yards the most by a rookie since Justin Blackmon in 2012 (236 yards, 11/18/12 at Houston - OT game).

Evans caught two passes for 50+ yards at Washington (11/6), becoming the sixth player in team history with multiple receptions of 50+ yards in the same game.

He also had two touchdowns at Washington, becoming the second player in franchise history to record 200 yards and two or more touchdowns in the same game. Evans and Bryant are also the only players in team history with three consecutive 100-yard games with a touchdown and Evans is the first rookie in team history with three consecutive games with a touchdown since WR Mike Evans in 2010 (12/19/10 vs. DET-12/11 at NO).

He is the first rookie in the NFL with 200 or more yards and two touchdowns since Anquan Boldin (217 yards, two touchdowns at Detroit, 9/7/03)

**MOST RECEIVING YARDS IN A SINGLE GAME (Team History)**

Player	Opponent-Date	Receiving Yards
1. Vincent Jackson	vs. NO-10/21/12	216
2. Mark Carrier*	at NO-12/6/87	212
<b>3. Mike Evans*</b>	<b>at WAS-11/16/14</b>	<b>209</b>
4. Antonio Bryant	at CAR-12/8/08	200
5. Kevin House	at OAK-10/18/81	178

\*Rookie



## EXCELLENT EVANS

Evans had his fourth consecutive game with a receiving touchdown at Chicago (11/23), matching a franchise record, done five times previously, most recently by Mike Williams (12/19/10 vs. DET-9/11/11 vs. DET).

At Detroit (12/7), Evans had his third game of the season with multiple receiving touchdowns, the most in a single season in team history.

Evans had 12 receiving touchdowns in 2014, the most receiving touchdowns in franchise history and tied for the second-most total touchdowns.

### MOST RECEIVING TOUCHDOWNS IN A SINGLE SEASON – Team History

Rank	Player	TDs
1.	<b>WR Mike Evans, 2014*</b>	<b>12</b>
2.	<b>WR Mike Evans, 2016</b>	<b>11</b>
2.	WR Mike Williams, 2010*	11
4.	WR Joey Galloway 2005	10
5.	WR Mark Carrier, 1989	9
5.	WR Bruce Hill, 1988	9
5.	WR Kevin House, 1981	9
5.	WR Mike Williams, 2012	9
9.	TE Jimmie Giles, 1985	8
9.	WR Vincent Jackson, 2012	8
9.	WR Keyshawn Johnson, 2000	8
9.	WR Keenan McCardell, 2003	8

\*Rookie

### MOST TOUCHDOWNS - SINGLE SEASON (Team History)

Rank	Player	Year	TDs
1.	RB James Wilder	1984	13 (13 rush)
2.	<b>WR Mike Evans*</b>	<b>2014</b>	<b>12 (12 rec.)</b>
2.	<b>RB Doug Martin*</b>	<b>2012</b>	<b>12 (11 rush, 1 rec.)</b>
4.	FB Mike Alstott	2001	11 (10 rush, 1 rec.)
4.	<b>WR Mike Evans</b>	<b>2016</b>	<b>11 (11 rec.)</b>
4.	RB Errict Rhett	1995	11 (11 rush)
4.	WR Mike Williams*	2010	11 (11 rec.)
6.	WR Joey Galloway	2005	10 (10 rec.)
6.	RB Michael Pittman	2004	10 (7 rush, 3 rec.)
6.	FB Mike Alstott	1997	10 (7 rush, 3 rec.)
6.	RB James Wilder	1985	10 (10 rush)

\*Rookie

### BUCCANEERS ALL-TIME SINGLE GAME ROOKIE RECEIVING YARD LEADERS

Player	Date (Opp.)	Rec.	TD	Yards
1. Mark Carrier	12/6/87 (at NO)	8	1	212
2. <b>Mike Evans</b>	<b>11/16/14 (at WAS)</b>	<b>7</b>	<b>2</b>	<b>209</b>
3. Michael Clayton	12/12/04 (at SD)	9	1	145
4. Michael Clayton	10/18/04 (at STL)	8	0	142
5. Kevin House	12/20/80 (vs. CHI)	3	0	138
6. <b>Mike Evans</b>	<b>11/9/14 (vs. ATL)</b>	<b>7</b>	<b>1</b>	<b>125</b>
7. <b>Mike Evans</b>	<b>11/2/14 (at CLE)</b>	<b>7</b>	<b>2</b>	<b>124</b>
8. Arrelious Benn	12/12/10 (at WAS)	4	0	122
9. Steve Holloway	10/18/1987 (vs. MIN)	8	0	107
10. Warrick Dunn	9/21/97 (vs. MIA)	6	1	106

### DEEP THREAT

Evans proved his ability to make plays down the field as a rookie. His 13 receptions of 25+ yards were the sixth-most in the NFL in 2014 and his 15.5 yards per catch were the fifth-highest among receivers with at least 60 receptions.

### 2014 NFL MOST RECEPTIONS OF 25+ YARDS

Rank	Player, Team	25+ Yd. Rec.
1.	WR T.Y. Hilton, Indianapolis	17
2.	WR Emmanuel Sanders, Denver	16
3.	WR DeSean Jackson, Washington	15
3.	WR Demaryius Thomas, Denver	15
5.	WR Antonio Brown, Pittsburgh	14
6.	<b>WR Mike Evans, Tampa Bay</b>	<b>13</b>

### 2014 NFL HIGHEST RECEIVING AVG. (Min. 60 Rec.)

Rank	Player, Team	Rec. Avg.
1.	WR T.Y. Hilton, Indianapolis	16.4
2.	WR DeAndre Hopkins, Houston	15.9
3.	WR Jeremy Maclin, Philadelphia	15.5
4.	WR Jordy Nelson, Green Bay	15.5
5.	<b>WR Mike Evans, Tampa Bay</b>	<b>15.5</b>

## DOMINANT DAVID

Since entering the NFL in 2012, Lavonte David has shown himself to be one of the top linebackers in the league, earning All-Rookie honors from nearly every publication his first season, then following up with an All-Pro year in 2013 and a Pro Bowl selection in 2015.

In his fifth season, David has already set some impressive marks around the NFL.

### DAVID SINCE ENTERING THE LEAGUE

In each of his first four seasons, David has increased his tackle total, going from 139 as a rookie, 144 in his second year, 146 in his third season and 147 in 2015.

Over the past five seasons, he has made the second-most tackles in the NFL, while tallying the second-most solo tackles during that span.

### 2012-16 NFL TACKLE LEADERS

Rank	Player (Current Team)	Tackles
1.	LB Luke Kuechly (CAR)	693
<b>2.</b>	<b>LB Lavonte David (TB)</b>	<b>657</b>
3.	LB Bobby Wagner (SEA)	631
4.	LB Paul Posluszny (JAC)	630
5.	LB D'Qwell Jackson (IND)	626

### 2012-16 NFL SOLO TACKLE LEADERS

Rank	Player (Current Team)	Solo Tackles
1.	LB Paul Posluszny (JAC)	472
<b>2.</b>	<b>LB Lavonte David (TB)</b>	<b>466</b>
3.	LB Luke Kuechly (CAR)	442
4.	LB Lawrence Timmons (PIT)	398
5.	LB Karlos Dansby (CIN)	387

Since 2012, David has the second-most run stuffs of any player in football.

### 2012-16 STUFFS LEADERS

Rank	Player (Current Team)	Stuffs
1.	DE J.J. Watt (HOU)	67.5
<b>2.</b>	<b>LB Lavonte David (TB)</b>	<b>54.0</b>
3.	DE Michael Bennett (SEA)	44.5
4.	DE Calais Campbell (ARI)	41.0
5.	DT Ndamukong Suh (MIA)	40.0

David has also been one of the leaders in tackles for loss over the last five seasons. His 82 TFLs during that stretch rank him second in the NFL, and he is one of only two players in the league to post three consecutive seasons (2012-14) with at least 15 tackles for loss (also J.J. Watt, 2012-15).

### 2012-16 NFL TACKLE FOR LOSS LEADERS

Rank	Player (Current Team)	TFL
1.	DE J.J. Watt (HOU)	120
<b>2.</b>	<b>LB Lavonte David (TB)</b>	<b>82</b>
3.	LB Von Miller (DEN)	75
3.	DT Ndamukong Suh (MIA)	75
5.	DE Michael Bennett (SEA)	70
5.	DE Calais Campbell (ARI)	70
5.	LB Ryan Kerrigan (WAS)	70
8.	LB Justin Houston (KC)	62
9.	DE Cameron Jordan (NO)	61
10.	DT Geno Atkins (CIN)	60
10.	DE Olivier Vernon (NYG)	60


David has shown his ability to help not only stop the run, but to defend the pass. Since entering the NFL in 2012, David is tied for second in the league in interceptions by a linebacker and has the third-most passes defended during that span.

### 2012-16 NFL INTERCEPTIONS - (Linebackers)

Rank	Player (Team)	INT
1.	Luke Kuechly (CAR)	12
<b>2.</b>	<b>Lavonte David (TB)</b>	<b>10</b>
2.	Thomas Davis (CAR)	10
3.	Paul Posluszny (JAC)	9
5.	Karlos Dansby (CIN)	8
5.	DeAndre Levy (DET)	8
5.	Lawrence Timmons (PIT)	8

### 2012-16 NFL PASSES DEFENSED - (Linebackers)

Rank	Player (Team)	PD
1.	Luke Kuechly (CAR)	42
2.	Karlos Dansby (CIN)	41
<b>3.</b>	<b>Lavonte David (TB)</b>	<b>35</b>
4.	Mark Barron (LA)	33
4.	Alec Ogletree (LA)	33





## DOMINANT DAVID

### HISTORICAL PERFORMANCE

In his first four seasons, David has totaled 650 tackles, 15.0 sacks and 10 interceptions. He is the only player in the NFL during the last five years to total at least 500 tackles, 15.0 sacks and 10 interceptions. The start to his career compares with several of his most notable peers, as well as Hall of Famers.

#### NOTABLE LINEBACKERS - FIRST FIVE SEASONS

Player	Years	Tkls	Sacks	INT	FF
Ray Lewis*	1996-2000	718	16.0	9	2
Luke Kuechly*	2012-16	693	9.0	12	4
Patrick Willis	2007-11	692	17.0	5	12
Derrick Brooks*^	1995-99	669	4.5	8	8
<b>Lavonte David</b>	<b>2012-16</b>	<b>657</b>	<b>16.0</b>	<b>10</b>	<b>12</b>
Zach Thomas	1996-2000	651	7.0	9	7
Junior Seau^	1990-94	600	18.0	4	3
Brian Urlacher	2000-04	579	26.5	7	6
Lance Briggs	2003-07	548	5.5	6	9

\*Won NFL Defensive Player of the Year in span.

^Selected to Pro Football Hall of Fame.

In 2013, David put together a historical season, one that ranked alongside some of the best linebackers in NFL history.

#### NOTABLE LINEBACKER SEASONS SINCE 1982

Player	Year	Tkls	Sacks	INT
Ray Lewis*^	2003	163	1.5	6
Luke Kuechly^*	2013	156	2.0	4
<b>Lavonte David^</b>	<b>2013</b>	<b>144</b>	<b>7.0</b>	<b>5</b>
Junior Seau^	1996	138	7.0	2
Ray Lewis*^	2000	136	3.0	2
Brian Urlacher*^	2005	122	6.0	0
Hardy Nickerson^	1996	120	3.0	2
Derrick Brooks*^	2002	118	1.0	5
Patrick Willis^	2009	114	4.0	3
Mike Singletary*^	1985	113	3.0	1
Lance Briggs^	2005	107	2.0	2
Thomas Davis^	2015	105	5.5	4

\*Won NFL Defensive Player of the Year.

^Named to an All-Pro team following the season.

David joined former All-Pro S Dave Duerson (1986) as the only two players since 1982 to record at least 7.0 sacks and five interceptions in the same season. David is the only linebacker to ever do so.

### IN COVERAGE

David finished 2013 with five interceptions, tied for the most ever by a Buccaneers linebacker in a single season.

#### MOST INTERCEPTIONS IN A SINGLE SEASON (Linebackers - Team History)

Player	Year	INT
1. Derrick Brooks	2002	5
<b>1. Lavonte David</b>	<b>2013</b>	<b>5</b>
1. Cecil Johnson	1981	5
4. Derrick Brooks	1999	4
4. Jamie Duncan	1977	4
4. Richard Wood	1984	4

Against Buffalo (12/8/13), David recorded two interceptions, becoming the first Buccaneer to record multiple interceptions in the same game since CB Aqib Talib in 2010 (2 at ARI, 10/31/10) and the first Buccaneers linebacker to record multiple interceptions in the same game since Derrick Brooks (2 vs. CHI, 10/24/99). David is one of only six Buccaneers linebackers ever to record multiple interceptions in the same game. He did so again against Philadelphia (11/22/15), becoming the first linebacker in team history with more than one multi-interception game.

#### MULTIPLE INTERCEPTIONS IN A SINGLE GAME (Linebackers - Team History)

Player	Opponent-Date	INT
Derrick Brooks	vs. CHI-10/24/99	2
<b>Lavonte David</b>	<b>vs. BUF-12/8/13</b>	<b>2</b>
<b>Lavonte David</b>	<b>at PHI-11/22/15</b>	<b>2</b>
Cecil Johnson	vs. DET-10/4/81	2
Dave Lewis	vs. CHI-10/22/78	2
Broderick Thomas	at NO-11/1/92	2
Richard Wood	at NO-12/11/77	2

David has 10 career interceptions, tied for the second-most by a linebacker in team history.

#### MOST INTERCEPTIONS BY A LB - Team History

Rank	Player	INT
1.	Derrick Brooks, 1995-2008	25
<b>2.</b>	<b>Lavonte David, 2012-Pres.</b>	<b>10</b>
2.	Dave Lewis, 1977-81	10
4.	Cecil Johnson, 1977-85	9
4.	Richard Wood, 1976-84	9

## DOMINANT DAVID

### PASS RUSH SPECIALIST

In 2013, Lavonte David showed off a pass-rushing ability not usually seen from linebackers in a 4-3 defense, finishing the season with 7.0 sacks, tied for the third-most

David's 7.0 sacks in 2013 are tied for the third-most by a linebacker in team history

### MOST SACKS BY A LINEBACKER - SINGLE SEASON (Team History)

Player	Year	Sacks
1. Broderick Thomas	1991	11
2. Broderick Thomas	1990	7.5
<b>3. Lavonte David</b>	<b>2013</b>	<b>7.0</b>
3. Lonnie Marts	1996	7.0
5. Chris Washington	1987	6.5

For his career, David has totaled 16.0 sacks, the third-most by a linebacker in team history.

### MOST SACKS BY A LB - Team History

Rank	Player	Sacks
1.	Broderick Thomas, 1989-93	26.5
2.	Chris Washington, 1984-88	17.5
<b>3.</b>	<b>Lavonte David, 2012-Pres.</b>	<b>16.0</b>
4.	Derrick Brooks, 1995-2008	13.5
5.	Shelton Quarles, 1997-2006	13.0

### DAVID & BROOKS

David has drawn comparisons to former Buccaneers' great LB Derrick Brooks. An 11-time Pro Bowler and nine-time All-Pro, Brooks is one of the most decorated players in Tampa Bay history, even earning NFL Defensive Player of the Year in 2002. Through their first 77 games played, David compares favorably to the Hall of Famer.

### D. BROOKS & L. DAVID (First 77 Games Played)

Player	Tackles	Sacks	Stuffs	INT	PD	FF	FR
David	657	16.0	54.0	10	35	12	6
Brooks	636	4.5	34.0	8	50	8	2

In 2013 David earned a first-team All-Pro selection, joining Brooks and Hardy Nickerson as the only linebackers in franchise history to earn that distinction.

### MOST FIRST-TEAM ALL-PRO SELECTIONS - LINEBACKERS (Team History)

Player	Selections	Years
Derrick Brooks	5	1999-2000, 2002, 2004-05
Hardy Nickerson	2	1993, 1997
<b>Lavonte David</b>	<b>1</b>	<b>2013</b>



## THE REAL MCCOY

### MCCOY IN 2016

This season, Gerald McCoy is third among all defensive tackles with 7.0 sacks.

#### 2016 NFL SACK LEADERS - DEFENSIVE TACKLES

Rank	Player (Team)	Sacks
1.	Geno Atkins (CIN)	8.5
2.	Aaron Donald (LA)	8.0
<b>3.</b>	<b>Gerald McCoy (TB)</b>	<b>7.0</b>
4.	Fletcher Cox (PHI)	6.5
5.	DeForest Buckner (SF)	6.0
5.	Kawann Short (CAR)	6.0

### MCCOY IN 2015

McCoy had 8.5 sacks in 2015, tied for the 16th-most in the league and the fourth-most by a defensive tackle in the NFL.

#### 2015 NFL SACK LEADERS - DEFENSIVE TACKLES

Rank	Player (Team)	Sacks
1.	DT Geno Atkins (CIN)	11.0
1.	DT Aaron Donald (LA)	11.0
1.	DT Kawann Short (CAR)	11.0
<b>4.</b>	<b>DT Gerald McCoy (TB)</b>	<b>8.5</b>
5.	DT Jurrell Casey (TEN)	7.0

### MCCOY SINCE 2013

Since 2013, McCoy has the most sacks by any defensive tackle in the NFL.

#### NFL SACK LEADERS - DEFENSIVE TACKLES (2013-16)

Rank	Player (Team)	Sacks
<b>1.</b>	<b>Gerald McCoy (TB)</b>	<b>33.5</b>
2.	Geno Atkins (CIN)	28.5
3.	Aaron Donald (LA)	28.0
4.	Jurrell Casey (TEN)	25.5
5.	Ndamukong Suh (MIA)	25.0

More than just a pass-rusher, McCoy has shown his ability at stopping the run. His 49 tackles for loss are the fourth-most by a defensive tackle since 2012.

#### NFL TFL LEADERS - DEFENSIVE TACKLES (2012-16)

Rank	Player (Team)	TFL
1.	Ndamukong Suh (MIA)	75
2.	Geno Atkins (CIN)	60
3.	Aaron Donald (LA)	57
<b>4.</b>	<b>Gerald McCoy (TB)</b>	<b>50</b>
5.	Jurrell Casey (TEN)	47

### MCCOY IN TEAM HISTORY

McCoy's 9.5 sacks in 2013 are tied for the fifth-most in a single season by a defensive tackle. He is only the third defensive tackle in Buccaneers history to top 9.0 sacks in a single season (Warren Sapp, Santana Dotson)

#### MOST SACKS, SINGLE SEASON - DEFENSIVE TACKLES (Team History)

Rank	Player	Year	Sacks
1.	Warren Sapp	2000	16.5
2.	Warren Sapp	1999	12.5
3.	Warren Sapp	1997	10.5
4.	Santana Dotson	1992	10.0
5.	David Logan	1983	9.5
<b>5.</b>	<b>Gerald McCoy</b>	<b>2013</b>	<b>9.5</b>

For his career, McCoy has 42.5 sacks, the second-most by a defensive tackle in team history and tied for the fifth-most in franchise history.

#### MOST SACKS - DEFENSIVE TACKLE (Team History)

Rank	Player	Sacks
1.	Warren Sapp, 1995-2003	77.0
<b>2.</b>	<b>Gerald McCoy, 2010-Pres.</b>	<b>42.5</b>
3.	David Logan, 1979-86*	39.0
4.	Brad Culpepper, 1994-99	33.0
5.	Santana Dotson, 1992-95	23.0

\* Sacks were not an official stat until 1982. Logan is credited with 28.5 by Stats, Inc.

#### MOST SACKS - TEAM HISTORY

Rank	Player	Sacks
1.	Lee Roy Selmon, 1976-84*	78.5
2.	Warren Sapp, 1995-2003	77.0
3.	Simeon Rice, 2001-06	69.5
<b>4.</b>	<b>Gerald McCoy, 2010-Pres.</b>	<b>42.5</b>
5.	David Logan, 1979-86*	39.0
6.	Chidi Ahanotu, 1993-00, 2004	34.5
7.	Brad Culpepper, 1994-99	33.0
8.	Ronde Barber, 1997-2012	28.0
9.	Broderick Thomas, 1989-93	26.5
10.	Greg Spires, 2002-07	26.0

\* Sacks were not an official stat until 1982. Selmon is credited with 23.0 & Logan is credited with 28.5 by Stats, Inc.



## ALEXANDER THE GREAT

Buccaneers General Manager Jason Licht spent 12 of his first 13 draft picks with Tampa Bay on offense. But in a case of quality over quantity, Licht's first (and only) selection on the defensive side of the ball came in the fourth round of the 2015 NFL Draft, with the Buccaneers selecting LB Kwon Alexander out of LSU. Alexander immediately took over as the starter at middle linebacker and has made his presence known and earned PFWA All-Rookie honors.

### ALEXANDER VS. 2015 DRAFT CLASS DEFENDERS

In his first two seasons, Alexander has started all 25 games he has played, totaling 218 tackles, 17 for loss, 13 passes defended, 6.0 sacks, three interceptions (one returned for touchdown), three forced fumbles and two fumble recoveries. Below is a chart that shows where he stands among defenders from his draft class.

### 2015 NFL DRAFT CLASS NOTABLE DEFENDERS (Sorted by Total Tackles)

Player	Tkl.	Sacks	PD	INT	FF	FR
<b>1. LB Kwon Alexander (TB)</b>	<b>228</b>	<b>6.0</b>	<b>15</b>	<b>3</b>	<b>3</b>	<b>2</b>
2. S Landon Collins (NYG)	225	3.0	22	6	1	1
3. LB Eric Kendricks (MIN)	191	6.5	10	1	1	1
4. LB Benardrick McKinney (HOU)	186	6.0	2	0	1	0
5. S Ricardo Allen (ATL)	152	1.0	7	5	0	1
6. CB Byron Jones (DAL)	140	0.0	17	1	1	0
7. LB Denzel Perryman (SD)	138	4.0	2	1	1	0
8. CB Ronald Darby (BUF)	133	0.0	32	2	0	0
9. LB Jordan Hicks (PHI)	129	2.0	12	5	1	4*
10. LB Stephone Anthony (NO)	127	1.0	5	1	2	1
11. S Adrian Amos (CHI)	126	1.0	6	0	1	1
11. DE Leonard Williams (NYJ)	129	10.0	0	0	2	0
13. LB Jake Ryan (GB)	122	0.0	3	0	0	1
14. CB Marcus Peters (KC)	102	0.0	44*	13*	2	3
15. LB Vic Beasley (ATL)	63	18.5*	5	1	8*	1

\*Leads among members of the 2015 NFL Draft Class

Since the start of the 2015 season, Alexander one of three players in the NFL to record 220+ tackles, 6+ sacks and 3+ interceptions (also Lavonte David & Lawrence Timmons).

### ALEXANDER IN BUCCANEERS HISTORY

While Alexander has proven himself an adept tackler, ranking second on the team, he has made his biggest contributions to the team by forcing turnovers. Despite playing only 12 games as a rookie, he created three takeaways (two interceptions, one fumble recovery).

Alexander's two interceptions are tied for the eighth-most by a rookie in team history and are tied for the most ever by a Buccaneers rookie linebacker (also Hugh Green and Dave Lewis).

### MOST INTERCEPTIONS, ROOKIES – Team History

Rank	Player, Years	INTs
1.	CB Donnie Abraham, 1996	5
2.	DB David Greenwood, 1985	5
3.	CB Johnthan Banks, 2013	3
3.	S Tony Covington, 1991	3
3.	CB Leonard Johnson, 2012	3
3.	DB Vito McKeever, 1986	3
3.	DB Paul Tripoli, 1987	3
<b>8.</b>	<b>LB Kwon Alexander, 2015</b>	<b>2</b>
8.	LB Hugh Green, 1981	2
8.	S Cody Grimm, 2010	2
8.	S Odie Harris, 1988	2
8.	DB Ray Isom, 1987	2
8.	S Tanard Jackson, 2007	2
8.	S Curtis Jordan, 1976	2
8.	LB Dave Lewis, 1977-78	2

Alexander tied with former linebackers Keith Browner (2.0 in 1984) and Mason Foster (2.0 in 2011) for the second-most sacks by a rookie linebacker in team history. Alexander joins former S David Greenwood as the only rookies in team history to have at least 2.0 sacks and two interceptions in their first season.

## STRENGTH OF THE SOUTH

Over the previous 14 seasons, one could argue that the toughest division in the NFL is the NFC South. Since realignment in 2002, the NFC South is one of only four divisions in the NFL to have every team earn a division championship, and is the only division to have each of its teams make a conference championship appearance. The NFC East, NFC West and AFC West are the only other divisions to have all four teams earn a division championship since realignment.

The NFC South has also been represented eight times in a conference championship game, tied for the best in the NFC and tied for the second-most in the NFL. The NFC South is also tied for the second-most appearances in the Super Bowl (4), the second-most by any NFC division. It is also tied for the most different teams to the Super Bowl of any division, sending three different teams (Tampa Bay, Carolina, New Orleans), a feat that only the NFC West has matched (Arizona, San Francisco and Seattle).

### SUPER BOWL APPEARANCES & WINS SINCE 2002

Division	Appearances	Wins
AFC East	5	3
NFC West	5	1
AFC North	4	3
<b>NFC South</b>	<b>4</b>	<b>2</b>
NFC East	3	2
AFC South	2	1
NFC North	2	1
AFC West	3	1

### CONFERENCE CHAMPIONSHIP GAME APPEARANCES SINCE 2002

Division	Number
AFC East	11
<b>NFC South</b>	<b>8</b>
NFC West	8
AFC North	7
NFC East	6
NFC North	6
AFC South	5
AFC West	5

The NFC South is also the only division to have more than one team win a Super Bowl (Tampa Bay, New Orleans), since 2002. The NFC South has had a very even split of division champions, with three of the four teams winning three times each and the Panthers having captured five division titles.

### NFC SOUTH DIVISION TITLES SINCE 2002

Team	Number
Carolina	5
Atlanta	4
<b>Tampa Bay</b>	<b>3</b>
New Orleans	3

In 2010, the NFC South recorded another impressive feat, as they were the only division to have three teams finish with a winning record, with three of the four teams finish with a double-digit win total (Atlanta – 13-3; New Orleans – 11-5; Tampa Bay – 10-6). It marked just the second time, dating back to realignment in 2002, that a division has had three teams with double-digit wins in the same season (also the AFC South in 2007). The feat was matched by the NFC North in 2012, the NFC West in 2013 and the AFC North in 2014.

In 2008, the NFC South again showed its overall strength, as it finished as one of only three divisions in the League to have three of its four teams with a record of 9-7 or better (also AFC East and NFC East) and is one of two divisions to have all of its teams at 8-8 or better (also NFC East). The NFC South also finished with a remarkable 27-5 overall home record in 2008, the best combined home winning percentage by a division in NFL history (.844), with the next best division last season, the NFC East, holding an 23-9 record at home. The South was also a near-perfect 11-1 at home when facing other South division opponents in 2008. The Bucs contributed significantly to that mark, as they finished 6-2 at home, winning their first six games at Raymond James Stadium in 2008.

### BEST COMBINED HOME RECORD BY A DIVISION IN NFL HISTORY

Year	Division	Record	Pct.
<b>2008</b>	<b>NFC South</b>	<b>27-5</b>	<b>.844</b>
2003	NFC West	26-6	.813
1988	AFC Central	25-7	.781
1971	AFC West	20-6-2	.769*
1988	AFC East	30-9-1	.763
1976	AFC Central	21-7	.750
1995	NFC Central	30-10	.750
2013	NFC West	24-8	.750

\*Prior to 1972, tie games were not counted in winning percentage.



## BUCCANEERS DEBUT VIDEO BOARDS & HALL OF FAME CLUBS



On Friday, August 26, the Tampa Bay Buccaneers played their first home game of the 2016 preseason against the Cleveland Browns, offering Buccaneers fans their first opportunity to see the team's all-new video boards and sound system, as well as the team's premium seating Hall of Fame Club. These upgrades are just part one of the comprehensive renovations scheduled for Raymond James Stadium.

Two new main video displays, one towering over each end zone, measure 60 feet high by 160 feet wide for 9,600 square feet each. Four tower displays have also been installed, one in each corner of the stadium, and measure approximately 61 feet high by 43 feet wide for 2,304 square feet each. The total display area of 28,416 square feet is third largest in the NFL.

### **FACTS & FIGURES**

- End zone displays: **60 feet high by 160 feet wide** - a total of **9,600 square feet**
- Tower displays: **61 high by 43 feet wide** - a total of **2,304 square feet**
- Total display size: **28,416 square feet-third-largest in NFL**
- Sound system: **distributed audio throughout the stadium**

These displays' excellent image clarity and contrast, sun-cutting brightness, and industry-leading environmental protection will keep them operating as expected in the harsh coastal elements. They are capable of variable content zoning which allows them each to show one large image or to show multiple windows with any variety of live video, instant replays, up-to-the-minute statistics, game information, graphics, animations and sponsorship messages.

This installation also features four additional scoreboard displays – two above each main display – measuring approximately 7 feet high by 45 feet wide. Two ribbon displays, one on each sideline's seating fascia, each measure 6 feet high by 680 feet long. All six displays feature 15HD pixel layouts and provide the ability to supplement content on the main displays as well as highlight sponsors throughout events.

The team also debuted the Hall of Fame Clubs – an all-new, premium seating concept featuring all-inclusive food and drink options, air-conditioned comfort and one of the best views of the action on the field. The new clubs – which are located on the suite level of Raymond James Stadium – will be limited to 240 seats and feature expansive, 9,500 square-foot, open-floor designs, including prime food and drink options as well as a full liquor bar for purchase.

Membership in the Hall of Fame Clubs provide VIP access to all Raymond James Stadium events including all Buccaneers home games, USF home football games, the Outback Bowl, Monster Jam, concerts and other special events included in one price. Members will also have the option to purchase their seats for the 2017 College Football National Championship Game.





**TREASURE CHESTS 5K RUN/WALK & CORPORATE CHALLENGE**



On Saturday, October 29, the Tampa Bay Buccaneers hosted the fourth annual Treasure Chests 5K Run/Walk & Corporate Challenge around the grounds of Raymond James Stadium, kicking off the Buccaneers' involvement in the NFL-wide Breast Cancer Awareness activities. With over 4,000 registered for the race, this year's Male Overall Winner, Steven Wilcox, finished with a time of 17:21, and the event's Female Overall Winner, Jacki Wachtel, completed the race in 18:04.

Including today's donation, the Buccaneers have distributed more than \$140,000 over the past four years towards breast cancer awareness and patient services, benefitting the American Cancer Society, Florida Cancer Specialists Foundation, the Florida Hospital Foundation, and Moffitt Cancer Center.



Below are the results of the top overall finishers in each major category of Saturday morning's race:

<b>Name</b>	<b>Time</b>	<b>Category</b>
Steven Wilcox	17:21	Male
Jacki Wachtel	18:04	Female
Jens Ellermann	18:32	Masters Male
Debra Donald	22:27	Masters Female
Roger Scott	19:09	Grand Masters Male
Jennifer Hopkins-Flory	23:12	Grand Masters Female

The Treasure Chests 5K Run/Walk and Corporate Challenge began and ended on Tom McEwen Boulevard just south of Raymond James Stadium. The top overall finishers in the Male, Female, Masters Male, Masters Female, Grand Masters Male and Grand Masters Female categories will serve as the Buccaneers' honorary Guests of the Game before kickoff versus the Oakland Raiders on Sunday. First, second, and third place male and female winners for each age category also received medals.

Participation in the event also included a ticket to Sunday's game between the Buccaneers and the Raiders, an athletic t-shirt, chipped race bib, and donation to breast cancer research and patient services. In addition, the first 500 to register were invited to be part of Sunday's halftime experience on the field, alongside the Buccaneers Cheerleaders.

The morning began with special welcoming remarks from Glazer Family Foundation Co-President Darcie Glazer Kassewitz in front of the thousands of runners who woke up early to take part in the event.

"Breast cancer is the most commonly-diagnosed cancer in women – almost 250,000 women this year alone will be diagnosed," said Glazer Kassewitz. "The Buccaneers and my family are dedicated to bringing attention to this cause, and you can see how important it is to the Tampa Bay community. This morning is yet another example of our fans' commitment to making a difference."



To help kick off the race, Buccaneers wide receiver Louis Murphy served as the honorary starter. Murphy, a native of St. Petersburg, lost his mother, Filomena Murphy, to Metastatic Breast Cancer in 2008. He honors her legacy with his own charitable efforts, and is passionate about supporting the fight against breast cancer and bringing awareness to the cause.

"I know my mom is here, smiling down today," said Murphy. "She would be trying to win the race. To see the women who are out here fighting it – everyone is encouraging each other – this is an awesome spectacle. Sometimes you don't realize how many people this disease affects, and to see our community out here spreading awareness, it's great to be a part of."

Tervis and Coca-Cola were treasurechests5k.

## SALUTE TO SERVICE

On Sunday, Nov. 13, throughout a day that culminated in a Buccaneers' 36-10 victory over the Chicago Bears, fans joined together in an annual tradition at Raymond James Stadium to honor those who have sacrificed and served our nation: the Buccaneers' Salute to Service Game. Prior to kickoff, Glazer Family Foundation Co-President Darcie Glazer Kassewitz presented USO Central Florida with a \$25,000 donation to support its programs and services. USO Central Florida serves as the team's primary charitable conduit to the local military community, working closely with the Buccaneers on a wide variety of military appreciation initiatives. Since 2013, the Bucs Care Foundation has donated a total of \$100,000 to USO Central Florida, one of more than 160 USO centers worldwide that deliver high-quality programs and services to men and women in uniform.

Leading up to kickoff, the Buccaneers hosted a variety of pre-game military appreciation events, presented by USAA, including: For team introductions, Staff Sergeant Chelsea Olms, an aerial gunner from the 5th Special Operations Squadron in the U.S. Air Force Reserve, led the team out of the tunnel. Sergeant Olms, recently returned from deployment in Southwest Asia, logged over 98 combat flying hours and destroyed multiple defensive fighting positions and armored vehicles used by our enemies, saving the lives of countless U.S. military personnel and coalition partners on the ground... The Buccaneers were welcomed to the field by a flag team comprised of 50 representatives from USAA... US Special Operations Command Joint Service Color Guard presented the colors, and the national anthem was performed by the 82nd Airborne Division's "All-American" Chorus... A pre-game flyover was carried out by two T-38 jets from the 325th Fighter Wing of Tyndall Air Force Base, FL.



Additional military appreciation efforts throughout gameday included: Lieutenant General Maryanne Miller – Chief, United States Air Force Reserve – serving as the Buccaneers' honorary Guest of the Game; honoring Ret. U.S. Marines Master Sergeant O'Neil Ducharme, who served in the 6th Marine Division during World War II, as the Hero of the Game; recognizing this year's General H Norman Schwarzkopf Military Family of the Year Award recipients as honorees for the game's Salute to Service Suite; and hosting a Military Enlistment Ceremony for 180 inductees of all service branches, conducted by General Joseph Votel – Commander, U.S. Central Command, during halftime.

### 2016 USAA Salute to Service Award Nominee – Clinton McDonald:



Buccaneers defensive tackle Clinton McDonald is the team's nominee for the 2016 Salute to Service Award, presented by USAA. With a deep family history of military service, including his grandfather who served in the Korean War; his father, a former Air Force engineer and Vietnam War veteran; his uncle, also a Vietnam veteran; and his brother, currently active duty Air Force, it is no surprise that a passion for supporting military families is at the heart of McDonald's community outreach.

In May, 2016, McDonald served as the honorary guest speaker at the Buccaneers' second annual General H Norman Schwarzkopf Military Family of the Year Awards at One Buccaneer Place. The event honored the families of active duty military members from each branch of service and recognized their integrity, courage, commitment, and service before self.

This past offseason, McDonald also honored wounded warriors at the 2016 Invictus Games, hosted in Orlando. The games were created in 2014 as an international sporting event for wounded, injured and sick servicemen and servicewomen, both active duty and veterans. Prior to the start of the 2016 Games, McDonald visited with members of Team USA, thanking them for their sacrifices and sharing how their stories of resilience and dedication are inspiring to him. McDonald's outreach has also included participating in events at James A. Haley Veterans' Hospital and visiting troops at MacDill Air Force Base, amongst other outreach efforts.

As the Buccaneers wore helmet decals, gloves, camouflage equipment, New Era caps, and more, their game-worn Salute to Service merchandise and footballs will be auctioned at [NFL.com/Auction](http://NFL.com/Auction). Special camouflage merchandise will be available at [NFLShop.com](http://NFLShop.com) and in select stadium retail stores, with 100 percent of the NFL's proceeds donated to the league's military non-profit partners. The NFL does not profit from the sale or auction of Salute to Service merchandise. For more information, visit [nfl.com/salute](http://nfl.com/salute).



## JAMEIS WINSTON: "QUARTERBACK" OF BUCCANEERS ACADEMIES

As part of the Glazer family's long-standing commitment to education for underserved students, the Buccaneers have worked closely with the Hillsborough County school system to create a comprehensive curriculum-based program that engages students and encourages learning. The program, known as Buccaneers Academy, is composed of 24 schools and serves more than 14,000 students that are located in mostly economically distressed areas of Hillsborough County. Each of the schools in the Buccaneers Academy program has also received a court-sized shade cover that provides a safe environment where students can participate in physical health and wellness activities.



Buccaneers quarterback Jameis Winston is committed to the education of youth, especially in underserved communities. It's fitting, then, that Winston is the new "Quarterback" of Buccaneers Academies, and on Tuesday, November 15, Winston made his Buccaneers Academy "Quarterback" debut at Mort Elementary School where he surprised students with a classroom visit, pep rally, and participation in Play 60 drills during a Player Experience activity.

Mort Elementary is located in a developing Tampa neighborhood where nearly 97% of students receive free and reduced lunch. Students at Mort Elementary, however, are academically rising above their circumstances through additional educational resources and opportunities from Buccaneers Academy programming. Since participating in the Buccaneers Academy Reading Challenge from 2015 to 2016, students at Mort increased their time spent reading by 411%, which according to the U.S. Department of Education, can help students become better readers and achieve higher reading scores.

Mort Elementary's phenomenal reading effort made them this year's Reading Challenge Champions, with the school's top reader being the only second grader to win the top reading spot across all 24 Academies. To celebrate these remarkable accomplishments, Winston surprised Mort's top reader in her classroom with a trophy and personal message to the class about the importance of literacy and determination.



"It is so important to inspire them to read more," said Winston. "Some children don't have people motivating them to do things such as reading, persevering, and being determined so anytime that I get a chance to talk to these kids I try."



The experience didn't stop there, as fifth graders participated in the Buccaneers Academy Player Experience with Winston, including Play 60 drills and Quarterback Challenge stations. It was a day of celebration as Winston praised students' accomplishments and delivered his unique and inspirational message of determination and hope. The Buccaneers, and Winston's dedication to helping youth reach their full academic potential makes him the perfect fit as the new "Quarterback" of Buccaneers Academies. To learn more, visit [Buccaneers.com/community](http://Buccaneers.com/community).



# 2016 TAMPA BAY BUCCANEERS UNOFFICIAL DEPTH CHART

(Based off of last game - Subject to change)

## OFFENSE

<b>WR</b>	89 Russell Shepard	11 Adam Humphries	15 Josh Huff
<b>TE</b>	84 Cameron Brate	<u>45 Alan Cross</u>	
<b>LT</b>	76 Donovan Smith	<u>66 Leonard Wester</u>	
<b>LG</b>	64 Kevin Pamphile	62 Evan Smith	
<b>C</b>	68 Joe Hawley	62 Evan Smith	
<b>RG</b>	74 Ali Marpet	<u>77 Caleb Benenoch</u>	
<b>RT</b>	69 Demar Dotson	78 Gosder Cherilus	
<b>WR</b>	13 Mike Evans	16 Freddie Martino	18 Bernard Reedy
<b>TE</b>	88 Luke Stocker	82 Brandon Myers	
<b>QB</b>	3 Jameis Winston	8 Mike Glennon	4 Ryan Griffin
<b>RB</b>	22 Doug Martin	34 Charles Sims III	32 Jacquizz Rodgers <u>43 Peyton Barber</u>

## DEFENSE

<b>DE</b>	91 Robert Ayers Jr.	<u>57 Noah Spence</u>	96 Ryan Russell
<b>DT</b>	93 Gerald McCoy	70 Sealver Siliga	
<b>DT</b>	98 Clinton McDonald	97 Akeem Spence	67 John Hughes III
<b>DE</b>	92 William Gholston	<u>75 DaVonte Lambert</u>	
<b>SLB</b>	51 Daryl Smith	52 Cameron Lynch	
<b>MLB</b>	58 Kwon Alexander		
<b>WLB</b>	54 Lavonte David	53 Adarius Glanton	
<b>CB</b>	<u>28 Vernon Hargreaves III</u>	21 Alterraun Verner	
<b>CB</b>	24 Brent Grimes	<u>35 Javien Elliott</u>	26 Josh Robinson
<b>S</b>	23 Chris Conte	37 Keith Tandy	
<b>S</b>	30 Bradley McDougald	<u>29 Ryan Smith</u>	

## SPECIALISTS

<b>P</b>	9 Bryan Anger	
<b>PK</b>	<u>19 Roberto Aguayo</u>	
<b>KO</b>	<u>19 Roberto Aguayo</u>	9 Bryan Anger
<b>H</b>	9 Bryan Anger	8 Mike Glennon
<b>LS</b>	48 Andrew DePaola	
<b>PR</b>	11 Adam Humphries	<u>28 Vernon Hargreaves III</u>
<b>KR</b>	<u>29 Ryan Smith</u>	11 Adam Humphries

Rookies Underlined

() Denotes Injury

## 2016 TAMPA BAY BUCCANEERS PRONUNCIATION GUIDE

### PLAYERS

Roberto <b>Aguayo</b>	uh-GWHY-oh	Kevin <b>Pamphile</b>	PAM-feel
Caleb <b>Benenoch</b>	ben-en-KNOCK	<b>Jacquizz</b> Rodgers	JAH-quizz
<b>Gosder Cherilus</b>	GOZ-der SHARE-uh-luss	<b>Sealver Siliga</b>	silver suh-LING-uh
Chris <b>Conte</b>	con-tee	<b>Alterraun</b> Verner	AL-ter-on
<b>Lavonte</b> David	luh-VON-tay	<b>COACHES</b>	
Andrew <b>DePaola</b>	duh-paw-luh	Mike <b>Bajakian</b>	buh-JAKE-ian
<b>Javien</b> Elliott	jay-vee-un	Dave <b>Borgonzi</b>	bore-GON-zee
William <b>Gholston</b>	GOAL-ston	Nate <b>Kaczor</b>	Kat-sir
<b>Adarius</b> Glanton	Uh-Dare-E-Us	Dirk <b>Koetter</b>	Cutter
<b>Ali Marpet</b>	Alley Mar-PET	Todd <b>Monken</b>	Munk-in
Bradley <b>McDougald</b>	Mc-DOO-guld	Andrew <b>Weidinger</b>	why-ding-er

## 2016 TAMPA BAY BUCCANEERS NUMERICAL ROSTER

(as of 12/21/16)

No.	Name	Pos.	Ht.	Wt.	Age	NFL Exp.	College	Hometown	How Acq.
3	Jameis Winston	QB	6-4	231	22	2	Florida State	Bessemer, AL	D1-'15
4	Ryan Griffin	QB	6-5	210	27	3	Tulane	Westlake Village, CA	W (NO)-'15
8	Mike Glennon	QB	6-6	225	27	4	North Carolina State	Centreville, VA	D3-'13
9	Bryan Anger	P	6-3	205	28	5	California	Camarillo, CA	UFA (JAC)-'16
11	Adam Humphries	WR	5-11	195	23	2	Clemson	Spartanburg, SC	FA-'15
13	Mike Evans	WR	6-5	231	23	3	Texas A&M	Galveston, TX	D1-'14
15	Josh Huff	WR	5-11	206	25	3	Oregon	Houston, TX	FA-'16
16	Freddie Martino	WR	6-0	195	25	1	North Greenville	North, SC	FA-'16
18	Bernard Reedy	WR	5-9	175	24	1	Toledo	St. Petersburg, FL	FA-'16
19	Roberto Aguayo	K	6-0	207	22	R	Florida State	Mascotte, FL	D2b-'16
21	Alterraun Verner	CB	5-10	187	28	7	UCLA	Lakewood, CA	UFA (TEN)-'14
22	Doug Martin	RB	5-9	223	27	5	Boise State	Oakland, CA	D1b-'12
23	Chris Conte	S	6-2	203	27	6	California	Los Angeles, CA	UFA (CHI)-'15
24	Brent Grimes	CB	5-10	185	33	10	Shippensburg	Philadelphia, PA	FA-'16
26	Josh Robinson	CB	5-10	200	25	5	UCF	Sunrise, FL	UFA (MIN)-'16
28	Vernon Hargreaves III	CB	5-10	204	21	R	Florida	Tampa, FL	D1-'16
29	Ryan Smith	S	5-11	189	23	R	North Carolina Central	Upper Marlboro, MD	D4-'16
30	Bradley McDougald	S	6-1	209	26	4	Kansas	Dublin, OH	W (KC)-'13
32	Jacquizz Rodgers	RB	5-6	205	26	6	Oregon State	Richmond, TX	FA-'16
34	Charles Sims III	RB	6-0	211	26	3	West Virginia	Houston, TX	D3-'14
35	Javien Elliott	CB	5-11	176	23	R	Florida State	Panama City, FL	FA-'16
37	Keith Tandy	S	5-10	205	27	5	West Virginia	Hopkinsville, KY	D6-'12
43	Peyton Barber	RB	5-11	225	22	R	Auburn	Alpharetta, GA	FA-'16
45	Alan Cross	TE	6-1	235	23	R	Memphis	Millington, TN	FA-'16
48	Andrew DePaola	LS	6-2	230	29	3	Rutgers	Parkton, MD	FA-'14
51	Daryl Smith	LB	6-2	250	34	13	Georgia Tech	Albany, GA	FA-'16
52	Cameron Lynch	LB	6-0	229	23	2	Syracuse	Lawrenceville, GA	FA-'16
53	Adarius Glanton	LB	6-1	230	26	3	Florida Atlantic	Lakeland, FL	FA-'15
54	Lavonte David	LB	6-1	233	26	5	Nebraska	Miami, FL	D2-'12
57	Noah Spence	DE	6-2	251	22	R	Eastern Kentucky	Harrisburg, PA	D2a-'16
58	Kwon Alexander	LB	6-1	227	22	2	LSU	Oxford, AL	D4-'15
62	Evan Smith	OL	6-2	308	30	7	Idaho State	Salinas, CA	UFA (GB)-'14
64	Kevin Pamphile	G	6-5	315	26	3	Purdue	Miami, FL	D5b-'14
66	Leonard Wester	T	6-6	305	23	R	Missouri Western	Mt. Union, IA	FA-'16
67	John Hughes III	DT	6-2	320	27	5	Cincinnati	Gahanna, OH	FA-'16
68	Joe Hawley	C	6-3	302	28	7	UNLV	Bakersfield, CA	FA-'15
69	Demar Dotson	T	6-9	315	31	8	Southern Miss	Alexandria, LA	FA-'09
70	Sealver Siliga	DT	6-2	345	26	4	Utah	West Jordan, UT	W (SEA)-'16
74	Ali Marpet	G	6-4	307	23	2	Hobart	Hastings-on-Hudson, NY	D2b-'15
75	DaVonte Lambert	DL	6-2	282	22	R	Auburn	Keysville, GA	FA-'16
76	Donovan Smith	T	6-6	338	23	2	Penn State	Owings Mills, MD	D2a-'15
77	Caleb Benenoch	OL	6-5	305	22	R	UCLA	Katy, TX	D5-'16
78	Gosder Cherilus	T	6-7	316	32	9	Boston College	Somerville, MA	FA-'15
82	Brandon Myers	TE	6-3	256	31	8	Iowa	Prairie City, IA	UFA (NYG)-'14
84	Cameron Brate	TE	6-5	245	25	2	Harvard	Naperville, IL	FA-'15
88	Luke Stocker	TE	6-5	253	28	6	Tennessee	Berea, KY	D4-'11
89	Russell Shepard	WR	6-1	195	26	4	LSU	Houston, TX	W (PHI)-'13
91	Robert Ayers Jr.	DE	6-3	275	31	8	Tennessee	Jersey City, NJ	UFA (NYG)-'16
92	William Gholston	DL	6-6	281	25	4	Michigan State	Detroit, MI	D4b-'13
93	Gerald McCoy	DT	6-4	300	28	7	Oklahoma	Oklahoma City, OK	D1-'10
96	Ryan Russell	DE	6-5	275	24	2	Purdue	Carrollton, TX	FA-'16
97	Akeem Spence	DT	6-1	307	25	4	Illinois	Fort Walton Beach, FL	D4a-'13
98	Clinton McDonald	DT	6-2	297	29	8	Memphis	Jacksonville, AR	UFA (SEA)-'14

### PRACTICE SQUAD

No.	Name	Pos.	Ht.	Wt.	Age	NFL Exp.	College	HS Hometown	How Acq.
14	Kendrick Ings	WR	5-10	180	26	1	None	Lithoia, GA	FA-'16
27	Cody Riggs	CB	5-9	187	24	2	Notre Dame	Fort Lauderdale, FL	FA-'16
39	Isaiah Johnson	S	6-0	209	24	R	South Carolina	Cary, NC	FA-'16
46	Austin Johnson	FB	6-2	240	27	3	Tennessee	Hickory, NC	FA-'16
60	Kyler Kerbyson	T	6-4	318	23	R	Tennessee	Knoxville, TN	FA-'16
65	Mike Liedtke	OL	6-3	305	24	1	Illinois State	Woodstock, IL	FA-'16
71	Channing Ward	DE	6-4	279	24	R	Mississippi	Aberdeen, MS	FA-'16
80	Myles White	WR	6-0	190	26	3	Louisiana Tech	Livonia, MI	FA-'16
81	Tevin Westbrook	TE	6-5	257	23	1	Florida	Coconut Creek, FL	FA-'15
90	Rodney Coe	DT	6-3	305	23	R	Akron	Fulton, MS	FA-'16

### RESERVE/COMMISSIONER EXEMPT LIST

No.	Name	Pos.	Ht.	Wt.	Age	NFL Exp.	College	HS Hometown	How Acq.
38	Jude Adjei-Barimah	CB	5-11	200	24	2	Bowling Green	Columbus, OH	FA-'15

### RESERVE/PHYSICALLY UNABLE TO PERFORM

No.	Name	Pos.	Ht.	Wt.	Age	NFL Exp.	College	HS Hometown	How Acq.
73	J.R. Sweezy	G	6-5	298	27	5	North Carolina State	Mooresville, NC	UFA (SEA)-'16

### INJURED RESERVE

No.	Name	Pos.	Ht.	Wt.	Age	NFL Exp.	College	HS Hometown	How Acq.
10	Cecil Shorts III	WR	6-0	202	29	6	Mount Union	Cleveland, OH	FA-'16
17	Donteea Dye Jr.	WR	5-10	195	23	2	Heidelberg	Fairfield, OH	FA-'15
36	Antone Smith	RB	5-9	192	31	7	Florida State	Pahokee, FL	FA-'16
56	Jacques Smith	DE	6-2	260	26	3	Missouri	Dallas, TX	W(BUF)-'14
59	Devante Bond	LB	6-1	236	23	R	Oklahoma	Sacramento, CA	D6a-'16
72	Ben Gottschalk	C	6-5	293	24	1	SMU	Sherman Oaks, CA	FA-'15
83	Vincent Jackson	WR	6-5	230	33	12	Northern Colorado	Colorado Springs, CO	UFA (SD)-'12
94	George Johnson	DE	6-4	265	29	5	Rutgers	Glassboro, NJ	T (DET)-'15
95	Howard Jones	DE	6-4	238	26	2	Shepherd	Woodbridge, VA	FA-'15

Head Coach: Dirk Koetter

Assistant Coaches: Nate Kaczor (special teams coordinator); Todd Monken (offensive coordinator/wide receivers); Mike Smith (defensive coordinator); Mike Bajakian (quarterbacks); Butch Barry (assistant offensive line); Dave Borgonzi (defensive quality control); Mark Duffner (linebackers); Jon Embree (tight ends); Jay Hayes (defensive line); Jon Hoke (secondary); Dave Kennedy (head strength and conditioning); Brett Maxie (defensive backs); Carlos Puffer (assistant special teams); Tim Spencer (running backs); Paul Spicer (assistant defensive line); Ben Steele (offensive quality control); Joe Vaughn (assistant strength and conditioning); Chad Wade (assistant strength and conditioning); George Warhop (run game coordinator/offensive line); Andrew Weidinger (assistant wide receivers/game management)

## 2016 TAMPA BAY BUCCANEERS ALPHABETICAL ROSTER

(as of 12/24/16)

No.	Name	Pos.	Ht.	Wt.	Birthdate	NFL Exp.	College	Hometown	16 GP/GS
19	Aguayo, Roberto	K	6-0	207	5/17/1994	R	Florida State	Mascotte, FL	15/0
58	Alexander, Kwon	LB	6-1	227	8/3/1994	2	LSU	Oxford, AL	15/15
9	Anger, Bryan	P	6-3	205	10/6/1988	5	California	Camarillo, CA	15/0
91	Ayers Jr., Robert	DE	6-3	275	9/6/1985	8	Tennessee	Jersey City, NJ	11/10
43	Barber, Peyton	RB	5-11	225	2/27/1994	R	Auburn	Alpharetta, GA	14/1
77	Benech, Caleb	OL	6-5	305	8/8/1994	R	UCLA	Katy, TX	5/1
84	Brate, Cameron	TE	6-5	245	7/3/1991	2	Harvard	Naperville, IL	15/10
78	Cherilus, Gosder	T	6-7	316	6/28/1984	9	Boston College	Somerville, MA	14/3
23	Conte, Chris	S	6-2	203	2/23/1989	6	California	Los Angeles, CA	13/11
45	Cross, Alan	TE	6-1	235	5/2/1993	R	Memphis	Millington, TN	13/0
54	David, Lavonte	LB	6-1	233	1/23/1990	5	Nebraska	Miami, FL	15/15
48	DePaola, Andrew	LS	6-2	230	7/28/1987	3	Rutgers	Parkton, MD	15/0
69	Dotson, Demar	T	6-9	315	10/11/1985	8	Southern Miss	Alexandria, LA	12/12
35	Elliott, Javien	CB	5-11	176	7/18/1993	R	Florida State	Panama City, FL	5/0
13	Evans, Mike	WR	6-5	231	8/21/1993	3	Texas A&M	Galveston, TX	15/15
92	Gholston, William	DL	6-6	281	7/31/1991	4	Michigan State	Detroit, MI	14/14
53	Glanton, Adarius	LB	6-1	230	9/21/1990	3	Florida Atlantic	Lakeland, FL	15/0
8	Glennon, Mike	QB	6-6	225	12/12/1989	4	North Carolina State	Centreville, VA	2/0
4	Griffin, Ryan	QB	6-5	210	11/17/1989	3	Tulane	Westlake Village, CA	0/0
24	Grimes, Brent	CB	5-10	185	7/19/1983	10	Shippensburg	Philadelphia, PA	15/15
28	Hargreaves III, Vernon	CB	5-10	204	6/3/1995	R	Florida	Tampa, FL	15/15
68	Hawley, Joe	C	6-3	302	10/22/1988	7	UNLV	Bakersfield, CA	14/14
15	Huff, Josh	WR	5-11	206	10/14/1991	3	Oregon	Houston, TX	10/2*
67	Hughes III, John	DT	6-2	320	4/27/1989	5	Cincinnati	Gahanna, OH	5/0*
11	Humphries, Adam	WR	5-11	195	6/24/1993	2	Clemson	Spartanburg, SC	14/4
75	Lambert, DaVonte	DL	6-2	282	6/23/1994	R	Auburn	Keysville, GA	10/4
52	Lynch, Cameron	LB	6-0	229	8/4/1993	2	Syracuse	Lawrenceville, GA	11/0
74	Marpert, Ali	G	6-4	307	4/17/1993	2	Hobart	Hastings-on-Hudson, NY	15/15
22	Martin, Doug	RB	5-9	223	1/13/1989	5	Boise State	Oakland, CA	8/8
16	Martino, Freddie	WR	6-0	195	9/7/1991	1	North Greenville	North, SC	12/0
93	McCoy, Gerald	DT	6-4	300	2/25/1988	7	Oklahoma	Oklahoma City, OK	14/14
98	McDonald, Clinton	DT	6-2	297	1/6/1987	8	Memphis	Jacksonville, AR	11/11
30	McDougald, Bradley	S	6-1	209	11/15/1990	4	Kansas	Dublin, OH	15/15
82	Myers, Brandon	TE	6-3	256	9/4/1985	8	Iowa	Prairie City, IA	15/8
64	Pamphile, Kevin	G	6-5	310	11/27/1990	3	Purdue	Miami, FL	13/13
18	Reedy, Bernard	WR	5-9	175	12/31/1991	1	Toledo	St. Petersburg, FL	0/0
26	Robinson, Josh	CB	5-10	200	1/8/1991	5	UCF	Sunrise, FL	15/0
32	Rodgers, Jacquizz	RB	5-6	205	2/6/1990	6	Oregon State	Richmond, TX	9/4
96	Russell, Ryan	DE	6-5	275	1/17/1992	2	Purdue	Carrollton, TX	7/0
89	Shepard, Russell	WR	6-1	195	9/17/1990	4	LSU	Houston, TX	13/3
70	Siliga, Sealver	DT	6-2	345	4/26/1990	4	Utah	West Jordan, UT	9/0*
34	Sims III, Charles	RB	6-0	211	9/19/1990	3	West Virginia	Houston, TX	7/2
51	Smith, Daryl	LB	6-2	250	3/14/1982	13	Georgia Tech	Albany, GA	15/11
76	Smith, Donovan	T	6-6	338	6/23/1993	2	Penn State	Owings Mills, MD	15/15
62	Smith, Evan	OL	6-2	308	7/19/1986	7	Idaho State	Salinas, CA	11/2
29	Smith, Ryan	S	5-11	189	9/7/1993	R	North Carolina Central	Upper Marlboro, MD	13/0
97	Spence, Akeem	DT	6-1	307	11/29/1991	4	Illinois	Fort Walton Beach, FL	15/4
57	Spence, Noah	DE	6-2	251	1/8/1994	R	Eastern Kentucky	Harrisburg, PA	15/2
88	Stocker, Luke	TE	6-5	253	7/17/1988	6	Tennessee	Berea, KY	11/9
37	Tandy, Keith	S	5-10	205	2/12/1989	5	West Virginia	Hopkinsville, KY	15/4
21	Verner, Alterraun	CB	5-10	187	12/13/1988	7	UCLA	Lakewood, CA	15/3
66	Wester, Leonard	T	6-6	305	1/3/1993	R	Missouri Western	Mt. Union, IA	3/0
3	Winston, Jameis	QB	6-4	231	1/6/1994	2	Florida State	Bessemer, AL	15/15

### PRACTICE SQUAD

No.	Name	Pos.	Ht.	Wt.	Birthdate	NFL Exp.	College	HS Hometown	16 GP/GS
90	Coe, Rodney	DT	6-3	305	5/18/1993	R	Akron	Fulton, MS	0/0
46	Johnson, Austin	FB	6-2	240	6/16/1989	3	Tennessee	Hickory, NC	0/0
39	Johnson, Isaiah	S	6-0	209	10/14/1992	R	South Carolina	Cary, NC	0/0
14	Ings, Kendrick	WR	5-10	180	6/17/1990	1	None	Lithonia, GA	0/0
60	Kerbyson, Kyle	T	6-4	318	7/7/1993	R	Tennessee	Knoxville, TN	0/0
65	Liedtke, Mike	OL	6-3	305	1/15/1992	1	Illinois State	Woodstock, IL	0/0
27	Riggs, Cody	CB	5-9	187	12/30/1991	2	Notre Dame	Fort Lauderdale, FL	3/0*
71	Ward, Channing	DE	6-4	279	9/17/1992	R	Mississippi	Aberdeen, MS	5/1
81	Westbrook, Tevin	TE	6-5	237	2/17/1993	1	Florida	Coconut Creek, FL	0/0
80	White, Myles	WR	6-0	190	3/30/1990	3	Louisiana Tech	Livonia, MI	0/0

### RESERVE/COMMISSIONER EXEMPT LIST

No.	Name	Pos.	Ht.	Wt.	Birthdate	NFL Exp.	College	HS Hometown	16 GP/GS
38	Adjei-Barimah, Jude	CB	5-11	200	7/21/1992	2	Bowling Green	Columbus, OH	10/1

### RESERVE/PHYSICALLY UNABLE TO PERFORM

No.	Name	Pos.	Ht.	Wt.	Birthdate	NFL Exp.	College	HS Hometown	16 GP/GS
73	Sweezy, J.R.	G	6-5	298	4/8/1989	5	North Carolina State	Mooreville, NC	0/0

### INJURED RESERVE

No.	Name	Pos.	Ht.	Wt.	Birthdate	NFL Exp.	College	HS Hometown	16 GP/GS
59	Bond, Devante	LB	6-1	236	7/3/1993	R	Oklahoma	Sacramento, CA	0/0
17	Dye Jr., Donteea	WR	5-10	195	8/20/1993	2	Heidelberg	Fairfield, OH	1/0
72	Gottschalk, Ben	C	6-5	293	2/15/1992	1	SMU	Sherman Oaks, CA	2/1
83	Jackson, Vincent	WR	6-5	230	1/14/1983	12	Northern Colorado	Colorado Springs, CO	5/5
94	Johnson, George	DE	6-4	265	12/11/1987	5	Rutgers	Glassboro, NJ	0/0
95	Jones, Howard	DE	6-4	238	2/10/1990	2	Shepherd	Woodbridge, VA	8/0
10	Shorts III, Cecil	WR	6-0	202	12/22/1987	6	Mount Union	Cleveland, OH	9/5
36	Smith, Antone	RB	5-9	192	9/17/1985	7	Florida State	Pahokee, FL	3/0
56	Smith, Jacquies	DE	6-2	260	3/18/1990	3	Missouri	Dallas, TX	1/0

\* Huff played 7 games with Philadelphia; Hughes played 1 game with Cleveland; Riggs played 3 games with Tennessee; Siliga played 4 games with Seattle

Head Coach: Dirk Koetter

Assistant Coaches: Nate Kaczor (special teams coordinator); Todd Monken (offensive coordinator/wide receivers); Mike Smith (defensive coordinator); Mike Bajakian (quarterbacks); Butch Barry (assistant offensive line); Dave Borgonzi (defensive quality control); Mark Dufferin (linebackers); Jon Embree (tight ends); Jay Hayes (defensive line); Jon Hoke (secondary); Dave Kennedy (head strength and conditioning); Brett Maxie (defensive backs); Carlos Polk (assistant special teams); Carlos Polk (assistant special teams); Paul Spicer (assistant defensive line); Ben Steele (offensive quality control); Joe Vaughn (assistant strength and conditioning); Chad Wade (assistant strength and conditioning); George Warhop (run game coordinator/offensive line); Andrew Weidinger (assistant wide receivers/game management)



## 2016 TAMPA BAY BUCCANEERS ROSTER BY POSITION

(as of 12/21/16)

No.	Name	Pos.	College	Ht.	Wt.	Age	NFL Exp.
<b><u>Defensive Linemen (10)</u></b>							
91	Robert Ayers Jr.	DE	Tennessee	6-3	275	31	8
92	William Gholston	DL	Michigan State	6-6	281	25	4
67	John Hughes III	DT	Cincinnati	6-2	320	27	5
75	DaVonte Lambert	DL	Auburn	6-2	282	22	R
93	Gerald McCoy	DT	Oklahoma	6-4	300	28	7
98	Clinton McDonald	DT	Memphis	6-2	297	29	8
96	Ryan Russell	DE	Purdue	6-5	275	24	2
70	Sealver Siliga	DT	Utah	6-2	345	26	4
97	Akeem Spence	DT	Illinois	6-1	307	25	4
57	Noah Spence	DE	Eastern Kentucky	6-2	251	22	R
<b><u>Linebacker (5)</u></b>							
58	Kwon Alexander	LB	LSU	6-1	227	22	2
54	Lavonte David	LB	Nebraska	6-1	233	26	5
53	Adarius Glanton	LB	Florida Atlantic	6-1	230	26	3
52	Cameron Lynch	LB	Syracuse	6-0	229	23	2
51	Daryl Smith	LB	Georgia Tech	6-2	250	34	13
<b><u>Cornerback (5)</u></b>							
35	Javien Elliott	CB	Florida State	5-11	176	23	R
24	Brent Grimes	CB	Shippensburg	5-10	185	33	10
28	Vernon Hargreaves III	CB	Florida	5-10	204	21	R
26	Josh Robinson	CB	UCF	5-10	200	25	5
21	Alterraun Verner	CB	UCLA	5-10	187	28	7
<b><u>Safety (4)</u></b>							
23	Chris Conte	S	California	6-2	203	27	6
30	Bradley McDougald	S	Kansas	6-1	209	26	4
29	Ryan Smith	S	North Carolina Central	5-11	189	23	R
37	Keith Tandy	S	West Virginia	5-10	205	27	5
<b><u>Long Snapper (1)</u></b>							
48	Andrew DePaola	LS	Rutgers	6-2	230	29	3
<b><u>Punter (1)</u></b>							
9	Bryan Anger	P	California	6-3	205	28	5
<b><u>Kicker (1)</u></b>							
19	Roberto Aguayo	K	Florida State	6-0	207	22	R
<b><u>Offensive Line (9)</u></b>							
77	Caleb Benenoch	OL	UCLA	6-5	305	22	R
78	Gosder Cherilus	T	Boston College	6-7	316	32	9
69	Demar Dotson	T	Southern Miss	6-9	315	31	8
68	Joe Hawley	C	UNLV	6-3	302	28	7
74	Ali Marpet	G	Hobart	6-4	307	23	2
64	Kevin Pamphile	G	Purdue	6-5	310	26	3
76	Donovan Smith	T	Penn State	6-6	338	23	2
62	Evan Smith	OL	Idaho State	6-2	308	30	7
66	Leonard Wester	T	Missouri Western	6-6	305	23	R
<b><u>Tight End (4)</u></b>							
84	Cameron Brate	TE	Harvard	6-5	245	25	2
45	Alan Cross	FB	Memphis	6-1	235	23	R
82	Brandon Myers	TE	Iowa	6-3	256	31	8
88	Luke Stocker	TE	Tennessee	6-5	253	28	6
<b><u>Running Back (4)</u></b>							
43	Peyton Barber	RB	Auburn	5-11	225	22	R
22	Doug Martin	RB	Boise State	5-9	223	27	5
32	Jacquizz Rodgers	RB	Oregon State	5-6	205	26	6
34	Charles Sims III	RB	West Virginia	6-0	211	26	3
<b><u>Wide Receiver (6)</u></b>							
13	Mike Evans	WR	Texas A&M	6-5	231	23	3
15	Josh Huff	WR	Oregon	5-11	206	25	3
11	Adam Humphries	WR	Clemson	5-11	195	23	2
16	Freddie Martino	WR	North Greenville	6-0	195	25	1
18	Bernard Reedy	WR	Toledo	5-9	175	24	1
89	Russell Shepard	WR	LSU	6-1	195	26	4
<b><u>Quarterback (3)</u></b>							
8	Mike Glennon	QB	North Carolina State	6-6	225	27	4
4	Ryan Griffin	QB	Tulane	6-5	210	27	3
3	Jameis Winston	QB	Florida State	6-4	231	22	2

## 2016 TAMPA BAY BUCCANEERS BY EXPERIENCE

										(as of 12/12/16)
No.	Name	Pos.	Ht.	Wt.	Age	NFL Exp.	College	Hometown	How Acq.	
<b>13th Year (1)</b>										
51	Smith, Daryl	LB	6-2	250	34	13	Georgia Tech	Albany, GA	FA-'16	
<b>10th Year (1)</b>										
24	Grimes, Brent	CB	5-10	185	33	10	Shippensburg	Philadelphia, PA	FA-'16	
<b>9th Year (1)</b>										
78	Cherilus, Gosder	T	6-7	316	32	9	Boston College	Somerville, MA	FA-'15	
<b>8th Year (4)</b>										
91	Ayers Jr., Robert	DE	6-3	275	31	8	Tennessee	Jersey City, NJ	UFA (NYG)-'16	
69	Dotson, Demar	T	6-9	315	31	8	Southern Miss	Alexandria, LA	FA-'09	
98	McDonald, Clinton	DT	6-2	297	29	8	Memphis	Jacksonville, AR	UFA (SEA)-'14	
82	Myers, Brandon	TE	6-3	256	31	8	Iowa	Prairie City, IA	UFA (NYG)-'14	
<b>7th Year (4)</b>										
68	Hawley, Joe	C	6-3	302	28	7	UNLV	Bakersfield, CA	FA-'15	
93	McCoy, Gerald	DT	6-4	300	28	7	Oklahoma	Oklahoma City, OK	D1-'10	
62	Smith, Evan	OL	6-2	308	30	7	Idaho State	Salinas, CA	UFA (GB)-'14	
21	Verner, Alterraun	CB	5-10	187	28	7	UCLA	Lakewood, CA	UFA (TEN)-'14	
<b>6th Year (3)</b>										
23	Conte, Chris	S	6-2	203	27	6	California	Los Angeles, CA	UFA (CHI)-'15	
32	Rodgers, Jacquizz	RB	5-6	205	26	6	Oregon State	Richmond, TX	FA-'16	
88	Stocker, Luke	TE	6-5	253	28	6	Tennessee	Berea, KY	D4-'11	
<b>5th Year (6)</b>										
9	Anger, Bryan	P	6-3	205	28	5	California	Camarillo, CA	UFA (JAC)-'16	
54	David, Lavonte	LB	6-1	233	26	5	Nebraska	Miami, FL	D2-'12	
67	Hughes III, John	DT	6-2	320	27	5	Cincinnati	Gahanna, OH	FA-'16	
22	Martin, Doug	RB	5-9	223	27	5	Boise State	Oakland, CA	D1b-'12	
26	Robinson, Josh	CB	5-10	200	25	5	UCF	Sunrise, FL	UFA (MIN)-'16	
37	Tandy, Keith	S	5-10	205	27	5	West Virginia	Hopkinsville, KY	D6-'12	
<b>4th Year (6)</b>										
92	Gholston, William	DL	6-6	281	25	4	Michigan State	Detroit, MI	D4b-'13	
8	Glennon, Mike	QB	6-6	225	27	4	North Carolina State	Centreville, VA	D3-'13	
30	McDougald, Bradley	S	6-1	209	26	4	Kansas	Dublin, OH	W (KC)-'13	
89	Shepard, Russell	WR	6-1	195	26	4	LSU	Houston, TX	W (PHI)-'13	
70	Siliga, Sealver	DT	6-2	345	26	4	Utah	West Jordan, UT	W (SEA)-'16	
97	Spence, Akeem	DT	6-1	307	25	4	Illinois	Fort Walton Beach, FL	D4a-'13	
<b>3rd Year (7)</b>										
48	DePaola, Andrew	LS	6-2	230	29	3	Rutgers	Parkton, MD	FA-'14	
13	Evans, Mike	WR	6-5	231	23	3	Texas A&M	Galveston, TX	D1-'14	
53	Glanton, Adarius	LB	6-1	230	26	3	Florida Atlantic	Lakeland, FL	FA-'15	
4	Griffin, Ryan	QB	6-5	210	27	3	Tulane	Westlake Village, CA	W (NO)-'15	
15	Huff, Josh	WR	5-11	206	25	3	Oregon	Houston, TX	FA-'16	
64	Pamphile, Kevin	G	6-5	310	26	3	Purdue	Miami, FL	D5b-'14	
34	Sims III, Charles	RB	6-0	211	26	3	West Virginia	Houston, TX	D3-'14	
<b>2nd Year (8)</b>										
58	Alexander, Kwon	LB	6-1	227	22	2	LSU	Oxford, AL	D4-'15	
84	Brate, Cameron	TE	6-5	235	25	2	Harvard	Naperville, IL	FA-'15	
11	Humphries, Adam	WR	5-11	195	23	2	Clemson	Spartanburg, SC	FA-'15	
52	Lynch, Cameron	LB	6-0	229	23	2	Syracuse	Lawrenceville, GA	FA-'16	
74	Marpet, Ali	G	6-4	307	23	2	Hobart	Hastings-on-Hudson, NY	D2b-'15	
96	Russell, Ryan	DE	6-5	275	24	2	Purdue	Carrollton, TX	FA-'16	
76	Smith, Donovan	T	6-6	338	23	2	Penn State	Owings Mills, MD	D2a-'15	
3	Winston, Jameis	QB	6-4	231	22	2	Florida State	Bessemer, AL	D1-'15	
<b>Rookies/1st Year (12)</b>										
19	Aguayo, Roberto	K	6-0	207	22	R	Florida State	Mascotte, FL	D2b-'16	
43	Barber, Peyton	RB	5-11	225	22	R	Auburn	Alpharetta, GA	FA-'16	
77	Benenoch, Caleb	OL	6-5	305	22	R	UCLA	Katy, TX	D5-'16	
45	Cross, Alan	TE	6-1	235	23	R	Memphis	Millington, TN	FA-'16	
35	Elliott, Javien	CB	5-11	176	23	R	Florida State	Panama City, FL	FA-'16	
28	Hargreaves III, Vernon	CB	5-10	204	21	R	Florida	Tampa, FL	D1-'16	
75	Lambert, DaVonte	DL	6-2	282	22	R	Auburn	Keysville, GA	FA-'16	
16	Martino, Freddie	WR	6-0	195	25	1	North Greenville	North, SC	FA-'16	
18	Reedy, Bernard	WR	5-9	175	24	1	Toledo	St. Petersburg, FL	FA-'16	
29	Smith, Ryan	S	5-11	189	23	R	North Carolina Central	Upper Marlboro, MD	D4-'16	
57	Spence, Noah	DE	6-2	251	22	R	Eastern Kentucky	Harrisburg, PA	D2a-'16	
66	Wester, Leonard	T	6-6	305	23	R	Missouri Western	Mt. Union, IA	FA-'16	

2016 TAMPA BAY BUCCANEERS - HOW THEY WERE BUILT

	<u>DRAFT</u>	<u>TRADES</u>	<u>WAIVERS</u>	<u>FREE AGENTS</u>
2009				Demar Dotson (R)
2010	Gerald McCoy (1)			
2011	Luke Stocker (4)			
2012	Doug Martin (1b) Lavonte David (2) Keith Tandy (6)			Vincent Jackson (SD)^
2013	Mike Glennon (3) Akeem Spence (4a) William Gholston (4b)		Bradley McDougald (KC) Russell Shepard (PHI)	
2014	Mike Evans (1) Charles Sims III (3) Kevin Pamphile (5b)		Jacquies Smith (BUF)^	Andrew DePaola Clinton McDonald Brandon Myers (NYG) Evan Smith (GB) Alterraun Verner (TEN)
2015	Jameis Winston (1) Donovan Smith (2a) Ali Marpet (2b) Kwon Alexander (4)	George Johnson (DET)^	Ryan Griffin (NO)	Jude Adjei-Barimah (R)~ Cameron Brate Gosder Cherilus Chris Conte (CHI) Donteea Dye^ Ben Gottschalk Adarius Glanton Joe Hawley Adam Humphries (R) Howard Jones^
2016	Vernon Hargreaves III (1) Noah Spence (2a) Roberto Aguayo (2b) Ryan Smith (4) Caleb Benenoch (5) Devante Bond (6a)^			Bryan Anger (JAC) Robert Ayers Jr. (NYG) Peyton Barber (R) Alan Cross (R) Javien Elliott (R) Brent Grimes Josh Huff John Hughes III Davonte Lambert (R) Cameron Lynch Freddie Martino Bernard Reedy Jacquizz Rodgers Josh Robinson (MIN) Ryan Russell Cecil Shorts III^ Sealver Siliga Antone Smith^ Daryl Smith J.R. Sweezy (SEA) Leonard Wester (R)

^Denotes Injured Reserve

\*Denotes Reserve/PUP

~Denotes Reserve/Suspended



2016 GAME-BY-GAME STARTERS

OFFENSE

OPP	WR	LT	LG	C	RG	RT	TE	WR	TE	RB	QB	OTHER
@ATL	V. Jackson	D. Smith	K. Pamphile	J. Hawley	A. Marpet	D. Dotson	L. Stocker	M. Evans	---	D. Martin	J. Winston	A. Humphries (WR)
@ARI	V. Jackson	D. Smith	K. Pamphile	J. Hawley	A. Marpet	D. Dotson	L. Stocker	M. Evans	---	D. Martin	J. Winston	A. Humphries (WR)
LA	V. Jackson	D. Smith	K. Pamphile	J. Hawley	A. Marpet	D. Dotson	B. Myers	M. Evans	C. Brate	C. Sims	J. Winston	---
DEN	V. Jackson	D. Smith	K. Pamphile	J. Hawley	A. Marpet	D. Dotson	B. Myers	M. Evans	C. Brate	C. Sims	J. Winston	---
@CAR	V. Jackson	D. Smith	K. Pamphile	J. Hawley	A. Marpet	D. Dotson	B. Myers	M. Evans	C. Brate	J. Rodgers	J. Winston	---
@SF	C. Shorts	D. Smith	K. Pamphile	J. Hawley	A. Marpet	D. Dotson	L. Stocker	M. Evans	C. Brate	J. Rodgers	J. Winston	---
OAK	A. Humphries	D. Smith	K. Pamphile	J. Hawley	A. Marpet	D. Dotson	L. Stocker	M. Evans	B. Myers	J. Rodgers	J. Winston	---
ATL	C. Shorts	D. Smith	K. Pamphile	J. Hawley	A. Marpet	D. Dotson	L. Stocker	M. Evans	---	P. Barber	J. Winston	A. Humphries (WR)
CHI	C. Shorts	D. Smith	C. Benenoch	E. Smith	A. Marpet	D. Dotson	B. Myers	M. Evans	G. Cherilus	D. Martin	J. Winston	---
@KC	C. Shorts	D. Smith	B. Gottschalk	J. Hawley	A. Marpet	D. Dotson	B. Myers	M. Evans	C. Brate	D. Martin	J. Winston	---
SEA	---	D. Smith	K. Pamphile	J. Hawley	A. Marpet	D. Dotson	L. Stocker	M. Evans	B. Myers	D. Martin	J. Winston	C. Brate (TE)
@SD	C. Shorts	D. Smith	K. Pamphile	J. Hawley	A. Marpet	D. Dotson	L. Stocker	M. Evans	C. Brate	D. Martin	J. Winston	---
NO	R. Shepard	D. Smith	K. Pamphile	J. Hawley	A. Marpet	D. Dotson	B. Myers	M. Evans	C. Brate	D. Martin	J. Winston	---
@DAL	R. Shepard	D. Smith	K. Pamphile	J. Hawley	A. Marpet	D. Dotson	L. Stocker	M. Evans	C. Brate	D. Martin	J. Winston	---
@NO	R. Shepard	D. Smith	K. Pamphile	J. Hawley	A. Marpet	D. Dotson	L. Stocker	M. Evans	C. Brate	D. Martin	J. Winston	---
CAR										J. Rodgers	J. Winston	---

DEFENSE

OPP	DE	DT	DT	DE	SLB	MLB	WLB	CB	CB	S	S	OTHER
@ATL	R. Ayers	G. McCoy	C. McDonald	W. Gholston	---	K. Alexander	L. David	B. Grimes	V. Hargreaves	C. Conte	B. McDougald	A. Verner (CB)
@ARI	R. Ayers	G. McCoy	C. McDonald	W. Gholston	---	K. Alexander	L. David	B. Grimes	V. Hargreaves	C. Conte	B. McDougald	A. Verner (CB)
LA	D. Lambert	G. McCoy	C. McDonald	W. Gholston	Da. Smith	K. Alexander	L. David	B. Grimes	V. Hargreaves	C. Conte	B. McDougald	---
DEN	N. Spence	G. McCoy	C. McDonald	W. Gholston	---	K. Alexander	L. David	B. Grimes	V. Hargreaves	C. Conte	B. McDougald	J. Adjei-Barimah (CB)
@CAR	D. Lambert	C. Ward	A. Spence	W. Gholston	Da. Smith	K. Alexander	L. David	B. Grimes	V. Hargreaves	C. Conte	B. McDougald	---
@SF	D. Lambert	G. McCoy	A. Spence	W. Gholston	Da. Smith	K. Alexander	L. David	B. Grimes	V. Hargreaves	C. Conte	B. McDougald	---
OAK	R. Ayers	G. McCoy	A. Spence	W. Gholston	Da. Smith	K. Alexander	L. David	B. Grimes	V. Hargreaves	C. Conte	B. McDougald	---
ATL	R. Ayers	G. McCoy	A. Spence	W. Gholston	Da. Smith	K. Alexander	L. David	B. Grimes	V. Hargreaves	C. Conte	B. McDougald	---
CHI	R. Ayers	G. McCoy	C. McDonald	W. Gholston	Da. Smith	K. Alexander	L. David	B. Grimes	V. Hargreaves	C. Conte	B. McDougald	---
@KC	R. Ayers	G. McCoy	C. McDonald	W. Gholston	Da. Smith	K. Alexander	L. David	B. Grimes	V. Hargreaves	C. Conte	B. McDougald	---
SEA	R. Ayers	G. McCoy	C. McDonald	W. Gholston	Da. Smith	K. Alexander	L. David	B. Grimes	V. Hargreaves	C. Conte	B. McDougald	---
@SD	R. Ayers	G. McCoy	C. McDonald	W. Gholston	---	K. Alexander	L. David	B. Grimes	V. Hargreaves	C. Conte	B. McDougald	A. Verner (CB)
NO	R. Ayers	G. McCoy	C. McDonald	W. Gholston	Da. Smith	K. Alexander	L. David	B. Grimes	V. Hargreaves	K. Tandy	B. McDougald	---
@DAL	R. Ayers	G. McCoy	C. McDonald	W. Gholston	Da. Smith	K. Alexander	L. David	B. Grimes	V. Hargreaves	K. Tandy	B. McDougald	---
@NO	R. Ayers	G. McCoy	C. McDonald	W. Gholston	Da. Smith	K. Alexander	L. David	B. Grimes	V. Hargreaves	K. Tandy	B. McDougald	---
CAR										K. Tandy	B. McDougald	---

2016 PLAYTIME PERCENTAGES - OFFENSE

OFFENSE	@ATL	@ARI	LA	DEN	@CAR	@SF	OAK	ATL	CHI	@KC	SEA	@SD	NO	@DAL	@NO	CAR	PLAYS	PCT
<b>TOTAL PLAYS</b>	<b>64</b>	<b>79</b>	<b>90</b>	<b>71</b>	<b>73</b>	<b>75</b>	<b>70</b>	<b>80</b>	<b>75</b>	<b>77</b>	<b>67</b>	<b>65</b>	<b>66</b>	<b>62</b>	<b>61</b>		<b>1,075</b>	

**QUARTERBACKS**

Winston	64	79	90	71	73	75	70	68	72	77	67	65	66	62	DNP	61	1,060	99%
Glennon	DNP	DNP	DNP	DNP	DNP	DNP	DNP	12	3	DNP	DNP	DNP	DNP	DNP	DNP		15	10%

**RUNNING BACKS**

Martin	44	13	IA	IA	IA	IA	IA	IA	31	60	53	36	44	41	IA	IA	322	58%
Rodgers	N/A	17	21	30	68	51	45	IA	IA	IA	IA	22	7	IA	37	IA	298	46%
Sims III	20	49	68	41	IR	IR	IR	IR	IR	IR	IR	15	21	24	238	48%	48%	
Barber	0	IA	0	0	5	17	3	36	21	10	14	9	1	0	0	116	12%	
A. Smith	N/A	N/A	N/A	N/A	N/A	8	22	24	IR	IR	IR	IR	IR	IR	IR	54	24%	
James	N/A	N/A	N/A	W/DET	W/DET	N/A	20	23	6	0	0	N/A	N/A	N/A	N/A	49	16%	
Hansbrough	PS	N/A	N/A	N/A	0	N/A	N/A	N/A	N/A	N/A	N/A	N/A	N/A	N/A	N/A	0	0%	

**TIGHT ENDS**

Brate	25	33	70	62	54	45	38	53	48	59	41	40	56	53	32	709	66%
Myers	13	22	43	21	48	28	16	14	12	22	15	39	40	3	26	362	34%
Stocker	37	9	IA	IA	IA	41	39	23	38	21	38	1	IA	15	25	287	37%
Cross	PS	PS	11	20	11	0	4	1	6	10	10	16	14	6	8	117	13%
Seferian-Jenkins	18	34	N/A	W/NYJ	W/NYJ	W/NYJ	W/NYJ	W/NYJ	W/NYJ	W/NYJ	W/NYJ	W/NYJ	W/NYJ	W/NYJ	W/NYJ	52	36%

**WIDE RECEIVERS**

Evans	55	69	78	62	64	57	62	50	64	55	55	56	51	54	55	896	83%
Humphries	49	58	58	39	31	38	48	73	49	42	39	14	IA	42	33	613	61%
Shepard	6	14	11	8	14	27	26	IA	IA	34	32	50	44	58	52	376	41%
Jackson	51	68	77	64	53	IR	IR	IR	IR	IR	IR	IR	IR	IR	IR	313	83%
Shorts III	2	9	IA	IA	IA	31	33	62	52	41	19	3	IR	IR	IR	252	39%
Martino	PS	PS	3	6	N/A	17	7	38	17	12	6	29	16	8	4	163	19%
Huff	W/PHI	W/PHI	W/PHI	W/PHI	W/PHI	W/PHI	N/A	PS	PS	PS	PS	PS	27	6	4	37	20%
Dye	N/A	N/A	N/A	N/A	N/A	N/A	PS	PS	PS	PS	PS	PS	2	IA	IR	2	3%

**OFFENSIVE LINE**

Marpet	64	79	90	71	73	75	70	80	75	77	67	65	66	62	61	1,075	100%
D. Smith	64	79	90	71	73	75	70	80	75	77	67	65	66	62	61	1,075	100%
Hawley	64	75	89	70	60	66	70	77	77	67	67	65	66	62	61	923	92%
Pamphile	64	79	76	71	73	75	70	80	75	77	67	65	66	62	61	909	98%
Dotson	64	79	90	71	73	70	70	80	75	77	67	65	IA	IA	IA	881	99%
Cherilus	0	0	8	2	17	20	6	5	11	4	13	10	66	56	IA	218	21%
Bennoch	IA	IA	IA	IA	IA	IA	IA	IA	75	58	0	0	IA	IA	IA	134	39%
E. Smith	DNP	4	17	1	12	9	1	49	6	IA	IA	IA	0	0	60	159	20%
Gottschalk	PS	PS	PS	PS	PS	PS	PS	PS	75	19	IR	IR	IR	IR	IR	69	45%
Wester	IA	IA	IA	IA	DNP	IA	IA	IA	IA	IA	IA	IA	13	9	5	27	14%

**MISC.**

G. McCoy	0	0	0	0	0	0	0	0	3	0	0	0	0	0	0	3	0%
----------	---	---	---	---	---	---	---	---	---	---	---	---	---	---	---	---	----

**KEY**

- DNP= Did Not Play
- IA= Inactive
- IR/DR= Injured Reserve/Designated to Return
- N/A= Not With Team
- PS= Practice Squad
- PUP= Reserve/Physically Unable to Perform
- R/S= Reserve/Suspended List
- W/\_=With Other Team

2016 PLAYTIME PERCENTAGES - DEFENSE

DEFENSE	@ATL	@ARI	LA	DEN	@CAR	@SF	OAK	ATL	CHI	@KC	SEA	@SD	NO	@DAL	@NO	CAR	PLAYS	PCT
<b>TOTAL PLAYS</b>	<b>65</b>	<b>66</b>	<b>65</b>	<b>72</b>	<b>54</b>	<b>70</b>	<b>94</b>	<b>73</b>	<b>56</b>	<b>53</b>	<b>63</b>	<b>55</b>	<b>61</b>	<b>74</b>	<b>71</b>		<b>992</b>	

**DEFENSIVE LINE**

McCoy	59	57	58	12	IA	64	81	59	38	47	50	43	52	60	60		740	79%
Gholston	40	41	45	54	53	65	54	54	27	32	21	29	32	38	IA		585	64%
N. Spence	35	24	12	16	21	42	64	31	31	37	51	45	40	51	28		527	53%
Ayers Jr.	58	28	IA	IA	IA	IA	71	56	27	34	54	34	50	53	54		519	71%
McDonald	54	54	58	58	IA	IA	IA	IA	24	29	23	39	30	43	40		452	64%
A. Spence	9	17	12	48	36	39	56	43	24	10	7	12	9	15	11		348	35%
Lambert	IA	29	51	49	52	31	22	25	17	4	IA	IA	IA	IA	57		337	50%
Russell	N/A	N/A	PS	PS	PS	PS	PS	PS	4	17	35	13	23	24	13		149	34%
Ward	IA	IA	14	28	31	9	IA	4	IA	PS	PS	PS	PS	PS	PS		86	26%
H. Jones	2	12	11	20	7	9	16	7	IR	IR	IR	IR	IR	IR	IR		84	15%
Slitiga	N/A	N/A	N/A	N/A	N/A	W/SEA	W/SEA	W/SEA	W/SEA	IA	IA	IA	5	8	13		20	18%
Hughes III	W/CLE	N/A	N/A	N/A	N/A	6	10	17	12	IA	IA	IA	N/A	IA	IA		45	13%
J. Smith	1	IR	IR	IR	IR	IR	IR	IR	IR	IR	IR	IR	IR	IR	IR		1	2%

**LINEBACKERS**

David	65	66	65	70	54	69	91	73	48	53	57	55	61	74	71		972	98%
Alexander	65	65	65	72	54	70	94	43	48	53	63	55	61	74	71		953	96%
D. Smith	27	26	30	40	33	44	36	60	15	19	18	10	21	25	44		448	45%
Glanton	0	0	0	0	0	0	1	14	8	0	0	0	0	1	0		24	2%
Lynch	N/A	PS	PS	PS	0	0	0	0	8	0	0	0	0	1	0		9	1%
Keyes	0	0	0	0	PS	N/A	N/A	W/ATL	W/ATL	W/ATL	W/ATL	W/ATL	W/ATL	W/ATL	W/ATL		0	0%
Bond	IA	IA	IR	IR	IR	IR	IR	IR	IR	IR	IR	IR	IR	IR	IR		0	N/A

**DEFENSIVE BACKS**

Hargreaves III	65	62	63	70	50	70	93	70	56	53	63	54	61	73	64		967	97%
McDougald	65	63	63	72	54	68	92	70	48	53	63	55	61	66	50		948	96%
Grimes	65	66	63	72	52	70	93	70	48	5	63	55	61	74	71		928	94%
Conte	55	66	57	70	54	69	80	69	49	51	59	IA	IA	8	21		708	81%
Tandy	10	3	12	0	4	3	17	10	9	2	4	55	61	73	71		334	34%
Adjei-Barimah	13	4	0	41	21	42	63	29	42	35	R/S	R/S	R/S	R/S	R/C/E		290	39%
Verner	27	43	36	0	1	0	0	0	8	46	51	23	0	0	7		242	24%
Elliott	N/A	N/A	N/A	N/A	N/A	N/A	N/A	N/A	N/A	N/A	0	23	40	48	28		139	43%
Robinson	0	0	0	0	0	0	0	0	0	2	0	0	0	0	0		2	0%
Banks	0	0	0	0	0	IA	IA	W/DET	W/DET	W/DET	W/DET	W/CHI	W/CHI	W/CHI	W/CHI		0	0%
R. Smith	IA	IA	0	0	0	0	0	0	0	0	0	0	0	0	0		0	0%
Wright	N/A	N/A	N/A	N/A	N/A	N/A	N/A	N/A	N/A	N/A	N/A	N/A	0	N/A	N/A		0	0%

**MISC.**

Evans	0	0	0	0	0	0	0	0	0	1	0	0	0	0	0		1	0%
-------	---	---	---	---	---	---	---	---	---	---	---	---	---	---	---	--	---	----

**KEY**

- DNP= Did Not Play
- IA= Inactive
- IR/DR= Injured Reserve/Designated to Return
- N/A= Not With Team
- PS= Practice Squad
- PUP= Reserve/Physically Unable to Perform
- R/S= Reserve/Suspended List
- R/CE= Reserve/Commissioner's Exempt List
- W/\_ = With Other Team



## 2016 TAMPA BAY BUCCANEERS STATISTICS

2016 RECORD --				WON: 8	LOST: 7
Aug 11	L	9-17		at Philadelphia	69,596
Aug 20	W	27-21		at Jacksonville	59,782
Aug 26	W	30-13		CLEVELAND	46,848
Sept 1	L	13-20		WASHINGTON	42,996
-----					
Sept 11	W	31-24		at Atlanta	69,382
Sept 18	L	7-40		at Arizona	64,230
Sept 25	L	32-37		LOS ANGELES	55,009
Oct 2	L	7-27		DENVER	60,375
Oct 10	W	17-14		at Carolina	73,425
-- bye week --					
Oct 23	W	34-17		at San Francisco	70,178
Oct 30	L	24-30	(OT)	OAKLAND	61,068
Nov 3	L	28-43		ATLANTA	57,797
Nov 13	W	36-10		CHICAGO	62,898
Nov 20	W	19-17		at Kansas City	72,277
Nov 27	W	14-5		SEATTLE	63,674
Dec 4	W	28-21		at San Diego	53,832
Dec 11	W	16-11		NEW ORLEANS	62,140
Dec 18	L	20-26		at Dallas	93,101
Dec 24	L	24-31		at New Orleans	73,177
Jan 1				CAROLINA	

	BUCCANEERS	OPPONENTS
TOTAL FIRST DOWNS	322	308
Rushing	73	96
Passing	209	191
Penalty	40	21
3rd Down: Made/Att.	90/202 44.6%	63/180 35.0%
4th Down: Made/Att.	4/9 44.4%	6/8 75.0%
POSSESSION AVG.	30:44	29:16
TOTAL NET YARDS	5242	5552
Avg. Per Game	349.5	370.1
Total Plays	1003	946
Avg. Per Play	5.2	5.9
NET YARDS RUSHING	1504	1747
Avg. Per Game	100.3	116.5
Total Rushes	428	395
NET YARDS PASSING	3738	3805
Avg. Per Game	249.2	253.7
Sacked/Yards Lost	32/225	35/204
Gross Yards	3963	4009
Att./Completions	543/335	516/329
Completion Pct.	61.7	63.8
Had Intercepted	17	14
PUNTS/AVERAGE	65/45.9	66/44.6
NET PUNTING AVERAGE	42.4	40.4
PENALTIES/YARDS	104/896	117/1016
FUMBLES/FUMBLES LOST	18/8	21/12
TOUCHDOWNS	39	39
Rushing	8	14
Passing	28	23
Returns	3	2

SCORE BY QUARTERS	1	2	3	4	OT	TOTAL
BUCCANEERS	63	101	92	81	0	337
OPPONENTS	71	114	93	69	6	353

SCORING	TD	R	P	Rt	PAT	2P	FG	S	PTS
Aguayo	0	0	0	0	30-32	0	21-28	0	93
Evans	11	0	11	0	0-0	2	0-0	0	70
Brate	8	0	8	0	0-0	0	0-0	0	48
Martin	3	3	0	0	0-0	0	0-0	0	18
Humphries	2	0	2	0	0-0	1	0-0	0	14
Rodgers	2	2	0	0	0-0	0	0-0	0	12
Shepard	2	0	2	0	0-0	0	0-0	0	12
Sims	2	1	1	0	0-0	0	0-0	0	12
Myers	1	0	1	0	0-0	1	0-0	0	8
Alexander	1	0	0	1	0-0	0	0-0	0	6
Barber	1	1	0	0	0-0	0	0-0	0	6
Conte	1	0	0	1	0-0	0	0-0	0	6
Cross	1	0	1	0	0-0	1	0-0	0	6
David	1	0	0	1	0-0	0	0-0	0	6
Martino	1	0	1	0	0-0	1	0-0	0	6
Seferian-Jenkins	1	0	1	0	0-0	0	0-0	0	6
Winston	1	1	0	0	0-0	0	0-0	0	6
team	0	0	0	0	0-0	0	0-0	1	2
BUCCANEERS	39	8	28	3	30-32	4-7	21-28	1	337
OPPONENTS	39	14	23	2	33-34	2-4	26-32	2	353

SACKS: McCoy 7.0, Ayers 5.5, N. Spence 5.5, McDonald 3.5, Alexander 3.0, David 3.0, Gholston 3.0, Adjei-Barimah 2.0, Russell 1.0, Sliiga 1.0, A. Spence 0.5.  
 Buccaneers 35.0. Opponents 32.0.

FUM/LOST: Winston 9/5, Humphries 3/0, A. Smith 2/1, Brate 1/0, Hawley 1/0, Martin 1/0, Sims 1/0.

PASSING	Att	Comp	Yds	Cmp%	Yds/Att	TD	TD%	INT	INT%	Lg	Sack/Lost	Rating
Winston	532	325	3888	61.1	7.31	27	5.1	17	3.2	45t	32/225	87.0
Glennon	11	10	75	90.9	6.82	1	9.1	0	0.0	13	0/0	125.4
BUCCANEERS	543	335	3963	61.7	7.30	28	5.2	17	3.1	45t	32/225	88.0
OPPONENTS	516	329	4009	63.8	7.77	23	4.5	14	2.7	68	35/204	91.1

RUSHING	No	Yds	Avg	Lg	TD
Rodgers	112	485	4.3	45	2
Martin	144	421	2.9	17	3
Barber	50	204	4.1	44t	1
Sims	51	149	2.9	23	1
Winston	50	147	2.9	14	1
Smith, A.	10	47	4.7	8	0
James	4	19	4.8	9	0
Humphries	5	18	3.6	8	0
Shepard	1	9	9.0	9	0
Huff	1	5	5.0	5	0
BUCCANEERS	428	1504	3.5	45	8
OPPONENTS	395	1747	4.4	42	14

RECEIVING	No	Yds	Avg	Lg	TD
Evans	91	1256	13.8	45t	11
Brate	57	660	11.6	38	8
Humphries	45	528	11.7	42t	2
Sims	24	190	7.9	33	1
Shepard	21	312	14.9	24	2
Jackson	15	173	11.5	18	0
Martin	14	134	9.6	27	0
Rodgers	12	94	7.8	21	0
Shorts	11	152	13.8	22	0
Martino	7	133	19.0	43t	1
Myers	7	59	8.4	12	1
Smith, A.	6	77	12.8	30	0
Cross	6	38	6.3	10	1
Barber	5	28	5.6	11	0
James	4	22	5.5	6	0
Stocker	4	22	5.5	11	0
Seferian-Jenkins	3	44	14.7	30t	1
Huff	3	41	13.7	17	0
BUCCANEERS	335	3963	11.8	45t	28
OPPONENTS	329	4009	12.2	68	23

INTERCEPTIONS	No	Yds	Avg	Lg	TD
Grimes	3	6	2.0	5	0
Conte	2	73	36.5	53	1
McDougald	2	32	16.0	32	0
Tandy	2	0	0.0	0	0
Alexander	1	38	38.0	38t	1
Verner	1	16	16.0	16	0
David	1	15	15.0	15t	1
Hargreaves	1	0	0.0	0	0
Smith, Da.	1	-5	-5.0	-5	0
BUCCANEERS	14	175	12.5	53	3
OPPONENTS	17	248	14.6	60t	1

PUNTING	No	Yds	Avg	Net	TB	In20	Lg	Bk
Anger	65	2986	45.9	42.4	5	32	59	0
BUCS	65	2986	45.9	42.4	5	32	59	0
OPPONENTS	66	2945	44.6	40.4	1	30	67	0

PUNT RETURNS	Ret	FC	Yds	Avg	Lg	TD
Humphries	22	21	230	10.5	25	0
Hargreaves	5	0	29	5.8	12	0
BUCCANEERS	27	21	259	9.6	25	0
OPPONENTS	23	25	128	5.6	20	0

KICKOFF RETURNS	Ret	Yds	Avg	Lg	TD
R. Smith	10	169	16.9	24	0
Huff	6	72	12.0	26	0
Humphries	4	47	11.8	17	0
Shorts	1	19	19.0	19	0
BUCCANEERS	21	307	14.6	26	0
OPPONENTS	23	517	22.5	44	0

FIELD GOALS	1-19	20-29	30-39	40-49	50+	Lg
Aguayo	0-0	5-5	12-14	4-8	0-1	43
BUCCANEERS	0-0	5-5	12-14	4-8	0-1	43
OPPONENTS	0-0	9-9	8-8	6-7	3-8	54

Aguayo: (43G) (45WR) (41WL) ( ) (35G, 33RU, 35G, 46WL, 38G) (38G, 37G, 50WR) (41G) ( ) (30G, 27G) (31G, 22G, 41G, 36G) (48WR) (31WR, 27G, 35G) (41G, 39G, 26G) (25G, 34G) (35G)  
 OPPONENTS: (34G, 34G, 29G) (22G, 40G) (53G) (38G, 24G) (43WL) (28G) (31G, 50WL, 52WR) (29G, 41G, 50G) (54G) (22G) (43G) (53WL) (42G, 34G, 22G) (56S, 27G, 52WL, 40G, 38G, 33G) (42G, 34G, 21G)

## 2016 BUCCANEERS DEFENSIVE STATISTICS

Player	Tackles				Sacks			Interceptions				Fumbles			
	Solo	Assist	Total	TFL	Sack	Yds	QBP	INT	Yds	TD	PD	FF	FR	Yds	TD
Kwon Alexander	102	33	135	11	3.0	8.0	7	1	38	1	7	1	1	4	0
Bradley McDougald	73	12	85	3	-	-	-	2	32	0	10	-	1	6	0
Lavonte David	62	19	81	14	3.0	17.0	6	1	15	1	4	4	2	53	0
Vernon Hargreaves	64	7	71	3	-	-	-	1	0	0	9	1	-	-	-
Chris Conte	54	10	64	1	-	-	-	2	73	1	4	-	1	10	0
Brent Grimes	48	5	53	-	-	-	-	3	6	0	20	1	-	-	-
William Gholston	37	12	49	9	3.0	24.0	7	-	-	-	-	1	1	0	0
Keith Tandy	30	9	39	1	-	-	-	2	0	0	7	-	-	-	-
Clinton McDonald	24	10	34	6	3.5	14.5	5	-	-	-	-	-	-	-	-
Daryl Smith	25	7	32	3	-	-	-	1	-5	0	1	-	1	0	0
Gerald McCoy	21	7	28	5	7.0	51.0	14	-	-	-	5	2	2	0	0
Robert Ayers	19	7	26	6	5.5	30.5	16	-	-	-	-	1	-	-	-
Jude Adjei-Barimah	22	0	22	1	2.0	16.0	2	-	-	-	2	1	-	-	-
Noah Spence	14	5	19	2	5.5	33.5	11	-	-	-	2	3	-	-	-
Akeem Spence	10	9	19	2	0.5	0.5	3	-	-	-	-	-	-	-	-
Alterraun Verner	11	1	12	-	-	-	-	1	16	0	7	-	-	-	-
DaVonte Lambert	7	4	11	-	-	-	-	-	-	-	-	1	-	-	-
Adarius Glanton	8	1	9	-	-	-	-	-	-	-	-	-	-	-	-
Javien Elliott	7	2	9	1	-	-	-	-	-	-	-	-	-	-	-
John Hughes	5	1	6	-	-	-	-	-	-	-	-	-	-	-	-
Sealver Siliga	3	2	5	1	1.0	3.0	1	-	-	-	-	-	-	-	-
Channing Ward	1	4	5	-	-	-	-	-	-	-	-	-	-	-	-
Ryan Russell	3	0	3	1	1.0	6.0	4	-	-	-	-	-	-	-	-
Howard Jones	1	0	1	-	-	-	-	1	-	-	-	-	1	0	0
Cameron Lynch	0	1	1	-	-	-	-	-	-	-	-	-	-	-	-
<b>Totals</b>	<b>651</b>	<b>168</b>	<b>819</b>	<b>70</b>	<b>35.0</b>	<b>204.0</b>	<b>77</b>	<b>14</b>	<b>175</b>	<b>3</b>	<b>78</b>	<b>16</b>	<b>10</b>	<b>73</b>	<b>0</b>

## 2016 SPECIAL TEAMS STATISTICS

Player	Tackles			Fumbles		
	Solo	Assist	Total	FF	FR	TD
Josh Robinson	12	0	12	-	-	-
Keith Tandy	6	0	6	-	1	0
Adarius Glanton	4	1	5	-	-	-
Chris Conte	3	0	3	-	-	-
Josh Keyes	3	0	3	-	-	-
Alterraun Verner	3	0	3	-	-	-
Alan Cross	2	0	2	-	-	-
Howard Jones	2	0	2	-	-	-
Cameron Lynch	2	0	2	-	-	-
Russell Shepard	2	0	2	-	1	0
Peyton Barber	1	1	2	-	-	-
Cameron Brate	1	1	2	-	-	-
Roberto Aguayo	1	0	1	-	-	-
Bryan Anger	1	0	1	-	-	-
Brandon Myers	1	0	1	-	-	-
Jacquizz Rodgers	1	0	1	-	-	-
Ryan Smith	1	0	1	-	-	-
<b>Totals</b>	<b>46</b>	<b>3</b>	<b>49</b>	<b>0</b>	<b>2</b>	<b>0</b>

### Return Touchdowns

38-yard interception return by Kwon Alexander, vs. L.A., 9/25/16  
 20-yard interception return by Chris Conte, vs. Chicago, 11/13/16  
 15-yard interception return by Lavonte David, at San Diego, 12/4/16

### Safeties

Ayers (forced fumble out of end zone), vs. Chicago, 11/13/16

### Key

TFL - Tackles for Loss	FF - Forced Fumbles
Yds - Yards	FR - Fumble Recoveries
QBP - Quarterback Pressures	OR - Own Recovered
PD - Passes Defensed	OOB - Out of Bounds

### Blocked Kicks

	FG	PAT	Punt
Totals	0	0	0

### Own Fumbles

	Total	Lost	OR	OOB
Cameron Brate	1	0	0	1
Joe Hawley	1	0	1	0
Adam Humphries	3	0	2	1
Doug Martin	1	1	0	0
Charles Sims	1	1	0	0
Antone Smith	2	1	1	0
Jameis Winston	9	5	4	0
<b>Totals</b>	<b>18</b>	<b>8</b>	<b>8</b>	<b>2</b>

### Miscellaneous Tackles/Fumbles

	Tackles	FF	FR
Peyton Barber	1	0	0
Cameron Brate	1	0	0
Mike Evans	1	0	0
Joe Hawley	3	0	0
Doug Martin	0	0	1
Ali Marpet	3	0	0
Kevin Pamphile	2	0	0
Jacquizz Rodgers	1	0	0
Cecil Shorts	1	0	0
Charles Sims	5	0	0
Antone Smith	0	0	1
Luke Stocker	1	0	0
Leonard Wester	0	0	1
Jameis Winston	0	0	3
<b>Totals</b>	<b>19</b>	<b>0</b>	<b>6</b>

## 2016 BUCCANEERS PARTICIPATION CHART

		Legend																			
		Position Abbreviation Indicates Start (e.g. RCB indicates started at right cornerback)																			
		P = Played				DNP = Did Not Play				IA = Inactive				IR = Injured Reserve							
		N = Not on Roster				PS = Practice Squad				PUP = Phys. Unable to Perform				NFI = Res./Non-Football-Injury				RES = Reserve			
Player	POS	G	S	D	I	1	2	3	4	5	6	7	8	9	10	11	12	13	14	15	16
		P	S	N	A	@atl	@az	LA	DEN	@car	@sf	OAK	ATL	CHI	@kc	SEA	@sd	NO	@dal	@no	CAR
Adjei-Barimah, Jude	CB	10	1	0	0	P	P	P	CB	P	P	P	P	P	P	RES	RES	RES	RES	RES	
Aguayo, Roberto	K	15	0	0	0	P	P	P	P	P	P	P	P	P	P	P	P	P	P	P	
Alexander, Kwon	LB	15	15	0	0	0	MLB	MLB	MLB	MLB	MLB	MLB	MLB	MLB	MLB	MLB	MLB	MLB	MLB	MLB	
Allen, Josh	OL	0	0	0	0	2	PS	PS	PS	PS	PS	PS	PS	PS	PS	IA	IA	N	N	N	
Anger, Bryan	P	15	0	0	0	0	P	P	P	P	P	P	P	P	P	P	P	P	P	P	
Ayers Jr., Robert	DE	11	10	0	0	4	DE	DE	IA	IA	IA	IA	DE	DE	DE	DE	DE	DE	DE	DE	
Banks, Johnthan	CB	5	0	0	0	2	P	P	P	P	IA	IA	N	N	N	N	N	N	N	N	
Barber, Peyton	RB	13	1	1	1	1	P	IA	IA	IA	DNP	P	P	RB	P	P	P	P	P	P	
Benenoch, Caleb	OL	5	1	0	0	10	IA	IA	IA	IA	IA	IA	IA	LG	P	P	P	P	IA	IA	
Bond, Devante	LB	0	0	0	0	2	IA	IA	IR	IR	IR	IR	IR	IR	IR	IR	IR	IR	IR	IR	
Brate, Cameron	TE	15	10	0	0	0	P	P	TE	TE	TE	TE	P	P	P	TE	TE	TE	TE	TE	
Brown, Kourtnei	DE	0	0	0	0	0	N	N	N	N	N	N	N	N	N	PS	PS	N	N	N	
Butler, Jeremy	WR	0	0	0	0	0	PS	PS	PS	PS	N	N	N	N	N	N	N	N	N	N	
Cherilus, Gosder	T	13	3	1	1	DNP	P	P	P	P	P	P	P	TE	P	P	P	RT	RT	IA	
Coe, Rodney	DT	0	0	0	0	0	N	PS	PS	PS	PS	PS	PS	PS	N	N	PS	PS	PS	PS	
Conte, Chris	S	13	11	0	0	2	S	S	S	S	S	S	S	S	S	S	IA	IA	P	P	
Cross, Alan	TE	13	0	0	0	0	N	PS	P	P	P	P	P	P	P	P	P	P	P	P	
David, Lavonte	LB	15	15	0	0	0	WLB	WLB	WLB	WLB	WLB	WLB	WLB	WLB	WLB	WLB	WLB	WLB	WLB	WLB	
DePaola, Andrew	LS	15	0	0	0	0	P	P	P	P	P	P	P	P	P	P	P	P	P	P	
Dotson, Demar	T	12	12	0	0	3	RT	RT	RT	RT	RT	RT	RT	RT	RT	RT	RT	RT	IA	IA	
Dye, Dontee	WR	1	0	0	0	1	N	N	N	N	N	N	PS	PS	PS	PS	P	IA	IA	IR	
Elliott, Javien	CB	5	0	0	0	0	PS	PS	PS	PS	PS	PS	PS	PS	PS	PS	P	P	P	P	
Elston, Trae	S	0	0	0	0	0	N	N	N	N	PS	PS	PS	PS	N	N	N	N	N	N	
Evans, Mike	WR	15	15	0	0	0	WR	WR	WR	WR	WR	WR	WR	WR	WR	WR	WR	WR	WR	WR	
Gholston, William	DE	14	14	0	0	1	DE	DE	DE	DE	DE	DE	DE	DE	DE	DE	DE	DE	DE	DE	
Glanton, Adarius	LB	15	0	0	0	0	P	P	P	P	P	P	P	P	P	P	P	P	P	P	
Glennon, Mike	QB	2	0	13	0	DNP	DNP	DNP	DNP	DNP	DNP	DNP	P	P	DNP	DNP	DNP	DNP	DNP	DNP	
Gottschalk, Ben	C	2	1	0	0	0	PS	PS	PS	PS	PS	PS	PS	PS	LG	IR	IR	IR	IR	IR	
Griffin, Ryan	QB	0	0	1	14	IA	IA	IA	IA	DNP	IA	IA	IA	IA	IA	IA	IA	IA	IA	IA	
Grimes, Brent	CB	15	15	0	0	0	CB	CB	CB	CB	CB	CB	CB	CB	CB	CB	CB	CB	CB	CB	
Hansbrough, Russell	RB	1	0	0	0	0	PS	N	N	N	P	PS	PS	N	PS	N	N	N	N	N	
Hargreaves III, Vernon	CB	15	15	0	0	0	CB	CB	CB	CB	CB	CB	CB	CB	CB	CB	CB	CB	CB	CB	
Hawley, Joe	C	14	14	0	0	1	C	C	C	C	C	C	C	IA	C	C	C	C	C	C	
Huff, Josh	WR	3	0	0	0	0	N	N	N	N	N	N	N	PS	PS	PS	PS	P	P	P	
Hughes, John	DT	5	0	0	0	5	N	N	N	N	P	P	P	IA	IA	IA	IA	N	IA	IA	
Humphries, Adam	WR	14	4	0	0	1	WR	WR	P	P	P	WR	WR	P	P	P	P	IA	IA	P	
Ings, Kendrick	WR	0	0	0	0	0	N	N	N	N	N	N	N	N	N	N	N	N	N	N	
Jackson, Vincent	WR	5	5	0	0	0	WR	WR	WR	WR	WR	IR	IR	IR	IR	IR	IR	IR	IR	IR	
James, Mike	RB	4	0	0	0	0	N	N	N	N	N	N	N	P	P	P	N	N	N	N	
Johnson, Austin	FB	0	0	0	0	0	N	N	N	N	N	N	N	N	N	N	N	N	N	PS	
Johnson, George	DE	0	0	0	0	0	IR	IR	IR	IR	IR	IR	IR	IR	IR	IR	IR	IR	IR	IR	
Johnson, Isaiah	S	0	0	0	0	0	PS	PS	PS	PS	PS	PS	PS	PS	PS	PS	PS	PS	PS	PS	
Jones, Howard	DE	8	0	0	0	0	P	P	P	P	P	P	P	IR	IR	IR	IR	IR	IR	IR	
Kerbyson, Kyler	OL	0	0	0	0	0	N	N	N	N	N	N	N	N	PS	PS	PS	PS	PS	PS	
Keyes, Josh	LB	4	0	0	0	0	P	P	P	P	PS	N	N	N	N	N	N	N	N	N	
Krause, Jonathan	WR	0	0	0	0	0	N	N	N	PS	N	N	N	N	N	N	N	N	N	N	
Lambert, DaVonte	DT	10	4	0	0	5	IA	P	DE	P	DE	DE	P	P	P	IA	IA	IA	IA	DE	
Liedtke, Michael	OL	0	0	0	0	0	N	N	N	N	N	N	N	N	N	PS	PS	PS	PS	PS	
Lynch, Cameron	LB	11	0	0	0	0	N	PS	PS	P	P	P	P	P	P	P	P	P	P	P	
Marpet, Ali	G	15	15	0	0	0	RG	RG	RG	RG	RG	RG	RG	RG	RG	RG	RG	RG	RG	RG	
Martin, Doug	RB	8	8	0	0	7	RB	RB	IA	IA	IA	IA	IA	RB	RB	RB	RB	RB	RB	IA	
Martino, Freddie	WR	12	0	0	0	0	PS	PS	P	P	N	P	P	P	P	P	P	P	P	P	
McCoy, Gerald	DT	14	14	0	0	1	DT	DT	DT	DT	IA	DT	DT	DT	DT	DT	DT	DT	DT	DT	
McDonald, Clinton	DT	11	11	0	0	4	DT	DT	DT	DT	IA	IA	IA	DT	DT	DT	DT	DT	DT	DT	
McDougal, Bradley	S	15	15	0	0	0	S	S	S	S	S	S	S	S	S	S	S	S	S	S	
Murphy, Louis	WR	0	0	0	0	0	PUP	PUP	PUP	PUP	PUP	PUP	PUP	PUP	PUP	PUP	N	N	N	N	
Myers, Brandon	TE	15	8	0	0	0	P	P	TE	TE	TE	P	TE	P	TE	TE	TE	P	TE	P	
Pamphile, Kevin	OL	13	13	0	0	2	LG	LG	LG	LG	LG	LG	LG	IA	IA	LG	LG	LG	LG	LG	
Reedy, Bernard	WR	0	0	0	0	1	N	N	N	N	N	N	N	N	N	N	N	N	N	PS	
Riggs, Cody	CB	0	0	0	0	0	N	N	N	N	N	N	N	N	N	PS	PS	PS	PS	PS	
Robinson, Josh	CB	15	0	0	0	0	P	P	P	P	P	P	P	P	P	P	P	P	P	P	
Rodgers, Jacquizz	RB	9	4	0	0	5	N	P	P	P	RB	RB	IA	IA	IA	IA	P	P	IA	RB	
Russell, Ryan	DE	7	0	0	0	0	N	N	PS	PS	PS	PS	PS	P	P	P	P	P	P	P	
Seferian-Jenkins, Austin	TE	2	0	0	0	0	P	P	N	N	N	N	N	N	N	N	N	N	N	N	
Shepard, Russell	WR	13	3	0	0	2	P	P	P	P	P	P	IA	IA	P	P	WR	WR	WR	WR	
Shorts, Cecil	WR	9	5	0	0	3	P	IA	IA	IA	WR	P	WR	WR	WR	P	WR	IR	IR	IR	
Silaga, Sealver	DT	5	0	0	0	1	N	N	N	N	N	N	N	N	IA	P	P	P	P	P	
Sims III, Charles	RB	7	2	0	0	0	P	P	RB	RB	IR	IR	IR	IR	IR	IR	IR	IR	P	P	
Smith, Antone	RB	3	0	0	0	0	N	N	N	N	N	P	P	IR	IR	IR	IR	IR	IR	IR	
Smith, Daryl	LB	15	11	0	0	0	P	P	SLB	P	SLB	SLB	SLB	SLB	SLB	SLB	P	SLB	SLB	SLB	
Smith, Donovan	T	15	15	0	0	0	LT	LT	LT	LT	LT	LT	LT	LT	LT	LT	LT	LT	LT	LT	
Smith, Evan	OL	11	2	1	3	DNP	P	P	P	P	P	P	P	C	IA	IA	IA	P	P	LG	
Smith, Jacques	DE	1	0	0	0	0	P	IR	IR	IR	IR	IR	IR	IR	IR	IR	IR	IR	IR	IR	
Smith, Ryan	CB	13	0	0	0	2	IA	IA	P	P	P	P	P	P	P	P	P	P	P	P	
Spence, Akeem	DT	15	4	0	0	0	P	P	P	P	DT	DT	DT	P	P	P	P	P	P	P	
Spence, Noah	DE	15	2	0	0	0	P	P	IA	DE	P	P	P	P	P	P	P	DE	P	P	
Stocker, Luke	TE	11	9	0	0	4	TE	TE	IA	IA	IA	TE	TE	P	P	TE	TE	IA	TE	TE	
Sweezy, J.R.	G	0	0	0	0	0	PUP	PUP	PUP	PUP	PUP	PUP	PUP	PUP	PUP	PUP	PUP	PUP	PUP	PUP	
Tandy, Keith	S	15	4	0	0	0	P	P	P	P	P	P	P	P	P	P	S	S	S	S	
Verner, Alterra	CB	15	3	0	0	0	CB	CB	P	P	P	P	P	P	P	P	C	S	P	P	
Vitale, Danny	TE	0	0	0	0	0	PS	PS	PS	PS	PS	N	N	N	N	N	N	N	N	N	
Ward, Channing	DE	5	1	0	0	4	IA	IA	P	P	DT	P	IA	P	IA	PS	PS	PS	PS	PS	
Westbrook, Tevin	TE	0	0	0	0	0	N	N	N	N	N	PS	PS	PS	PS	PS	PS	PS	PS	PS	
Wester, Leonard	T	3	0	0	1	11	IA	IA	IA	IA	DNP	IA	IA	IA	IA	IA	IA	P	P	P	
White, Myles	WR	0	0	0	0	0	N	N	N	N	N	N	N	N	N	N	PS	PS	PS	PS	
Winston, Jameis	QB	15	15	0	0	0	QB	QB	QB	QB	QB	QB	QB	QB	QB	QB	QB	QB	QB	QB	
Wright, Major	S	2	0	0	0	0	N	N	N	N	N	N	N	N	N	N	P	N	N	N	



## TAMPA BAY BUCCANEERS' 2016 PERSONNEL LOG

(By Date)

**January 1** – Placed S **Chris Conte** on Injured Reserve. Promoted LB **Devin Eubanks** to the active roster from the practice squad.

**January 5** – Signed C **Josh Allen**, WR **Andre Davis**, G **Antoine Everett**, C **Ben Gottschalk**, S **Gerod Holliman**, DE **Martin Ifedi**, DT **Derrick Lott**, CB **C.J. Roberts**, CB **Joel Ross**.

**January 6** – Relieved Head Coach **Lovie Smith** of duties.

**January 11** – Contract expired for cornerbacks coach **Gill Byrd**, defensive line coach **Joe Cullen**, defensive coordinator **Leslie Frazier**, wide receivers coach **Andrew Hayes-Stoker**, senior defensive assistant **Larry Marmie**, linebackers coach **Hardy Nickerson**, special teams coordinator **Kevin O'Dea**, safeties coach **Mikal Smith** and defensive quality control **Miles Smith**.

**January 15** – Named **Dirk Koetter** as head coach. Named **Mike Smith** as defensive coordinator.

**January 19** – Named **Mark Duffner** as linebackers coach, **Jay Hayes** as defensive line coach, **Jon Hoke** as secondary coach and **Nate Kaczor** as special teams coordinator.

**January 24** – Named **Todd Monken** as offensive coordinator/wide receivers coach.

**January 25** – Named **Zack Grossi** as assistant to the head coach, **Brett Maxie** as defensive backs coach and **Andrew Weidinger** as assistant wide receivers/game management

**February 5** – Signed DT **Davon Coleman**, DT **Cliff Matthews**, DE **Jermauria Rasco** and WR **Bernard Reedy**. Promoted **Brian McLaughlin** from team operations assistant to scouting assistant.

**February 16** – Named **John Spytek** director of player personnel.

**March 7** – G **Logan Mankins** announced retirement.

**March 8** – Re-signed S **Keith Tandy**. Released LB **Bruce Carter**.

**March 9** – Extended qualifying offers to S **Bradley McDougald** and WR **Russell Shepard**. Tendered LS **Andrew DePaola**, LB **Jeremiah George** and DE **Jacques Smith**.

**March 11** – Signed G **J.R. Sweezy**.

**March 14** – Signed DE **Robert Ayers Jr.**, CB **Brent Grimes** and CB **Josh Robinson**. Re-signed S **Chris Conte**.

**March 18** – Signed LB **Daryl Smith**.

**March 23** – Signed P **Bryan Anger**.

**April 5** – LS **Andrew DePaola** signed exclusive rights contract. S **Bradley McDougald** signed restricted free agent tender.

**April 6** – LB **Jeremiah George** signed exclusive rights contract.

**April 11** – DE **Jacques Smith** signed exclusive rights contract. WR **Russell Shepard** signed restricted free agent tender.

**April 19** – Signed QB **Dan LeFevour**.

**April 25** – Signed RB **Storm Johnson**.

**April 29** – Waived WR **Andre Davis**, LB **Darius Eubanks**, G **Antoine Everett**, S **Gerod Holliman**, DT **Derrick Lott**, S **Kimario McFadden**, LB **Jermauria Rasco** and CB **C.J. Roberts**.

**May 2** – Released K **Connor Barth**. Waived DE **Martin Ifedi**. Signed RB **Peyton Barber**, FB **Tim Brown**, TE **Kivon Cartwright**, LB **Tyson Coleman**, FB **Alan Cross**, T **Taylor Fallin**, RB **Russell Hansbrough**, S **Traveon Henry**, S **Isaiah Johnson**, DT **DaVonte Lambert**, LB **Cassanova McKinzy**, DT **Jontavious Morris**, LB **Luke Rhodes**, OL **Dominique Robertson**, S **Elijah Shumate**, WR **Dez Stewart**, DL **Channing Ward** and T **Leonard Wester**.

**May 5** – Signed OL **Caleb Benenoch** and DB **Ryan Smith**.

**May 6** – Signed LB **Devonte Bond** and CB **Vernon Hargreaves III**.

**May 7** – Signed TE **Danny Vitale**.

**May 9** – Signed LB **Micah Awe**, DT **Travis Britz**, WR **Andre Davis** and T **Kelby Johnson**. Waived TE **Tim Brown**, LB **Tyson Coleman** and DT **Jontavious Morris**.

**May 12** – Awarded S **John Lowdermilk** off of waivers from Minnesota. Signed WR **Freddie Martino** and DE **Noah Spence**. Waived S **Traveon Henry** and WR **Dez Stewart**.

**May 17** – Signed DT **A.J. Francis**. Waived DT **Davon Coleman**.

**May 19** – Waived K **Patrick Murray**.

**May 24** – Placed S **John Lowdermilk** on the Reserve/Retired list.

**May 26** – Signed CB **Javien Elliott** and S **Kimario McFadden**.

**June 7** – Signed K **Roberto Aguayo**.

**July 21** – Waived S **John Lowdermilk** from the Reserve/Retired list

**July 23** – Awarded WR **Jonathan Krause** off of waivers from the Philadelphia Eagles. Waived (non-football injury) OL **Dominique Robertson**.

**July 26** – Signed OL **Joel Hale**. Placed WR **Louis Murphy** and G **J.R. Sweezy** on Active/Physically Unable to Perform list. Placed S **Elijah Shumate** on Active/Non-Football Injury list. Waived OL **Garrett Gilkey** with a failed physical.

**July 28** – Awarded CB **Daniel Davie** off of waivers from the Indianapolis Colts. Waived CB **Joel Ross**.

**August 3** – Signed OL **Caylin Hauptmann**. Waived QB **Dan LeFevour**.

**August 4** – Activated S **Elijah Shumate** from the Active/Non-Football Injury list.

**August 5** – Signed DE **Martin Ifedi**. Placed DE **George Johnson** on Injured Reserve

**August 6** – Waived OL **Caylin Hauptmann**.

**August 8** – Signed OL **Kelvin Palmer**.

**August 15** – Signed DT **Ishmaa'ily Kitchen**. Waived (injured) S **Elijah Shumate**.

**August 20** – Released S **Elijah Shumate** with injury settlement.

**August 22** – Signed T **Kyler Kerbyson**. Waived LB **Cassanova McKinzy**. Waived (injured) **Kelby Johnson**.

**August 28** – Waived DT **Travis Britz**, CB **Daniel Davie**, WR **Andre Davis**, OL **Taylor Fallin**, LB **Jeremiah George**, DE **Martin Ifedi**, RB **Storm Johnson**, DT **Ishmaa'ily Kitchen**, S **Kimario McFadden**, P **Jacob Schum** and TE **Tevin Westbrook**. Released S **Major Wright**.

**August 30** – Signed LB **Jeremiah George** and S **Kimario McFadden**. Placed WR **Louis Murphy** and G **J.R. Sweezy** on Reserve/Physically Unable to Perform list. Waived (injured) WR **Donteea Dye**. Waived OL **Joel Hale**.

**September 3** – Waived C **Josh Allen**, LB **Micah Awe**, RB **Peyton Barber**, DE **Kourtnei Brown**, CB **Javien Elliot**, DT **A.J. Francis**, LB **Jeremiah George**, C **Ben Gottschalk**, RB **Russell Hansbrough**, S **Isaiah Johnson**, T **Kyler Kerbyson**, LB **Josh Keyes**, WR **Jonathan Krause**, WR **Freddie Martino**, S **Kimario McFadden**, OL **Kelvin Palmer**, LB **Luke Rhodes** and TE **Danny Vitale**. Released DT **Cliff Matthews**. Waived (injured) WR **Kenny Bell**, TE **Kivon Cartwright** and WR **Bernard Reedy**.

**September 4** – Signed OL **Josh Allen**, LB **Micah Awe**, RB **Peyton Barber**, WR **Jeremy Butler**, CB **Javien Elliot**, C **Ben Gottschalk**, RB **Russell Hansbrough**, S **Isaiah Johnson**, LB **Josh Keyes** and WR **Freddie Martino** to practice squad.

**September 6** – Signed WR **Cecil Shorts III**. Waived WR **Evan Spencer**.

**September 7** – Waived (injured) RB **Mike James**.

**September 8** – Promoted RB **Peyton Barber** from the practice squad to the active roster. Signed WR **Evan Spencer** to the practice squad.

**September 9** – Released WR **Evan Spencer** from the practice squad.

**September 10** – Promoted LB **Josh Keyes** from the practice squad to the active roster. Waived TE **Alan Cross**. Signed TE **Danny Vitale** to the practice squad. Released LB **Micah Awe** from the practice squad.

**September 12** – Placed DE **Jacquies Smith** on Injured Reserve.

**September 13** – Signed RB **Jacquizz Rodgers**. Signed TE **Alan Cross** and LB **Cameron Lynch** to practice squad.

**September 14** – Signed DT **Rodney Coe** to the practice squad. Released RB **Russell Hansbrough** from the practice squad.

**September 21** – Promoted WR **Freddie Martino** from the practice squad to the active roster. Waived LB **Josh Keyes**. Signed DE **Ryan Russell** to the practice squad.

**September 23** – Signed LB **Josh Keyes**. Promoted TE **Alan Cross** from the practice squad to the active roster. Waived TE **Austin Seferian-Jenkins**. Placed LB **Devante Bond** on Injured Reserve.

**September 23** – Signed WR **Jonathan Krause** to the practice squad.

**October 3** – Signed DT **John Hughes III**. Waived LB **Josh Keyes** and WR **Freddie Martino**.

**October 4** – Promoted WR **Jeremy Butler** from the practice squad to the active roster.

**October 5** – Signed RB **Russell Hansbrough** and LB **Josh Keyes** to the practice squad. Released WR **Jonathan Krause** from the practice squad.

**October 9** – Promoted LB **Cameron Lynch** from the practice squad to the active roster. Waived WR **Jeremy Butler**.

**October 10** – Promoted RB **Russell Hansbrough** from the practice squad to the active roster. Placed RB **Charles Sims III** on Injured Reserve.

**October 11** – Released LB **Josh Keyes** from the practice squad.

**October 17** – Signed RB **Antone Smith**. Waived RB **Russell Hansbrough**. Signed WR **Donteea Dye**, S **Trae Elston**, WR **Freddie Martino** and TE **Tevin Westbrook** to the practice squad.

**October 10** – Promoted WR **Donteea Dye** from the practice squad to the active roster. Placed WR **Vincent Jackson** on Injured Reserve. Signed RB **Russell Hansbrough** to the practice squad.

**October 22** – Promoted WR **Freddie Martino** from the practice squad to the active roster. Waived WR **Donteea Dye**.

**October 25** – Signed WR **Donteea Dye** to the practice squad.

**November 1** – Signed RB **Mike James**. Waived CB **Johntan Banks**.

**November 7** – Promoted RB **Russell Hansbrough** from the practice squad to the active roster. Placed DE **Howard Jones** and RB **Antone Smith** on Injured Reserve. Signed WR **Josh Huff** to the practice squad.

**November 12** – Promoted C **Ben Gottschalk** and DE **Ryan Russell** from the practice squad to the active roster. Waived RB **Russell Hansbrough**.

**November 15** – Signed DE **Kourtnei Brown**, RB **Russell Hansbrough** and OL **Kyler Kerbyson** to the practice squad. Released S **Trae Elston** from the practice squad.

**November 16** – Awarded DT **Sealver Siliga** off of waivers from Seattle. Waived DL **Channing Ward**.

**November 18** – Signed DL **Channing Ward** to the practice squad. Released DT **Rodney Coe** from practice squad.

**November 22** – Promoted OL **Josh Allen** and CB **Javien Elliott** from the practice squad. Placed OL **Ben Gottschalk** on Injured Reserve. Signed OL **Mike Liedtke**, CB **Cody Riggs** and WR **Myles White** to the practice squad. Released RB **Russell Hansbrough** from practice squad.

**November 28** – Released DE **Kourtnei Brown** from the practice squad.

**November 29** – Waived RB **Mike James** and waived WR **Louis Murphy** from Reserve/Physically Unable to Perform list. Signed DT **Rodney Coe** from the practice squad.

**November 30** – Signed S **Major Wright** from the practice squad.

**December 6** – Promoted WR **Josh Huff** from the practice squad to the active roster. Placed WR **Cecil Shorts** on Injured Reserve. Signed WR **Bernard Reedy** to the practice squad.

**December 10** – Activated RB **Charles Sims III** from Injured Reserve and promoted WR **Donteea Dye** from the practice squad to the active roster. Waived OL **Josh Allen** and DT **John Hughes III**.

**December 13** – Signed DT **John Hughes III**. Released S **Major Wright**.

**December 14** – Signed FB **Austin Johnson** to the practice squad.

**December 21** – Promoted WR **Bernard Reedy** from the practice squad to the active roster. Placed WR **Donteea Dye** on Injured Reserve. Signed WR **Kendrick Ings** to the practice squad.



# TAMPA BAY BUCCANEERS' 2016 PERSONNEL LOG

(By Player and Coach)

**Aguayo, Roberto** ..... **K**  
June 7 Signed contract

**Anger, Bryan** ..... **P**  
March 23 Signed contract

**Allen, Josh** ..... **C**  
January 5 Signed contract  
September 3 Waived  
September 4 Signed to practice squad  
November 22 Promoted to active roster  
December 10 Waived

**Awe, Micah** ..... **LB**  
May 9 Signed contract  
September 3 Waived  
September 4 Signed to practice squad  
September 10 Released from practice squad

**Ayers Jr., Robert** ..... **DE**  
March 14 Signed contract

**Banks, Johnthan** ..... **CB**  
November 1 Waived

**Barber, Peyton** ..... **RB**  
May 2 Signed contract  
September 3 Waived  
September 4 Signed to practice squad  
September 8 Promoted to active roster

**Barth, Connor** ..... **K**  
May 2 Released

**Bell, Kenny** ..... **WR**  
September 3 Waived (injured)

**Benenoch, Caleb** ..... **OL**  
May 5 Signed contract

**Bond, Devonte** ..... **LB**  
May 6 Signed contract  
September 23 Placed on Injured Reserve

**Brown, Kourtnei** ..... **DE**  
September 3 Waived  
November 15 Signed to practice squad  
November 28 Released from practice squad

**Brown, Tim** ..... **FB**  
May 2 Signed contract  
May 9 Waived

**Britz, Travis** ..... **DT**  
May 9 Signed contract  
August 28 Waived

**Butler, Jeremy** ..... **WR**  
September 4 Signed to practice squad  
October 4 Promoted to the active roster  
October 9 Waived

**Byrd, Gill** ..... **Cornerbacks Coach**  
January 11 Contract Expired

**Carter, Bruce** ..... **LB**  
March 8 Released

**Cartwright, Kivon** ..... **TE**  
May 2 Signed contract  
September 3 Waived (injured)

**Coe, Rodney** ..... **DT**  
September 14 Signed to practice squad  
November 18 Released from practice squad  
November 29 Signed to practice squad

**Coleman, Davon**..... **DT**  
February 5 Signed contract  
May 17 Waived

**Coleman, Tyson** ..... **LB**  
May 2 Signed contract  
May 9 Waived

**Conte, Chris**..... **S**  
January 1 Placed on Injured Reserve  
March 14 Signed contract

**Cross, Alan** ..... **FB**  
May 2 Signed contract  
September 10 Waived  
September 13 Signed to practice squad  
September 23 Promoted to active roster

**Cullen, Joe**..... **Defensive Line Coach**  
January 11 Contract Expired

**Davie, Daniel**..... **CB**  
July 28 Awarded off of waivers (IND)  
August 28 Waived

**Davis, Andre** ..... **WR**  
January 5 Signed contract  
April 29 Waived  
May 9 Signed contract  
August 28 Waived

**DePaola, Andrew**..... **LS**  
March 9 Tendered  
April 5 Signed Exclusive Rights Contract

**Duffner, Mark**..... **Linebackers Coach**  
January 19 Named linebackers coach

**Dye, Donteea** ..... **WR**  
August 30 Waived (Injured)  
October 17 Signed to practice squad  
October 19 Promoted to active roster  
October 25 Signed to practice squad  
December 10 Promoted to active roster  
December 21 Placed on Injured Reserve

**Elliott, Javien**..... **CB**  
May 26 Signed contract  
September 3 Waived  
September 4 Signed to practice squad  
November 22 Promoted to active roster

**Elston, Trae** ..... **S**  
October 17 Signed to practice squad  
November 15 Released from practice squad

**Eubanks, Devin** ..... **LB**  
January 1 Promoted to active roster  
April 29 Waived

**Everett, Antoine** ..... **G**  
January 5 Signed contract  
April 29 Waived

**Fallin, Taylor** ..... **T**  
May 2 Signed contract  
August 28 Waived

**Francis, A.J.**..... **DT**  
May 17 Signed contract  
September 3 Waived

**Frazier, Leslie**..... **Defensive Coordinator**  
January 11 Contract Expired

**George, Jeremiah..... LB**  
 March 9           Tendered  
 April 5           Signed Exclusive Rights Contract  
 August 28       Waived  
 August 30       Signed contract  
 September 3     Waived

**Gilkey, Garrett ..... OL**  
 July 26           Waived (failed physical)

**Gottschalk, Ben..... C**  
 January 5       Signed contract  
 September 3     Waived  
 September 4     Signed to practice squad  
 November 12     Promoted to active roster  
 November 22     Placed on Injured Reserve

**Grimes, Brent ..... CB**  
 March 14         Signed contract

**Grossi, Zack ..... Assistant to the Head Coach**  
 January 19       Named assistant to the head coach

**Hale, Joel ..... OL**  
 July 26           Signed contract  
 August 30       Waived

**Hansbrough, Russell ..... RB**  
 May 2            Signed contract  
 September 3     Waived  
 September 4     Signed to practice squad  
 September 14   Released from practice squad  
 October 5       Signed to practice squad  
 October 10      Promoted to active roster  
 October 17      Waived  
 October 19      Signed to practice squad  
 November 7     Promoted to active roster  
 November 12    Waived  
 November 15    Signed to practice squad  
 November 22    Released from practice squad

**Hargreaves III, Vernon ..... CB**  
 May 6            Signed contract

**Hauptmann, Caylin ..... OL**  
 August 3         Signed contract  
 August 6         Waived

**Hayes, Jay ..... Defensive Line Coach**  
 January 19       Named defensive line coach

**Hayes-Stoker, Andrew ..... Wide Receivers Coach**  
 January 11       Contract Expired

**Henry, Traveon..... S**  
 May 2            Signed contract  
 May 12           Waived

**Hoke, Jon..... Secondary Coach**  
 January 19       Named secondary coach

**Holliman, Gerod ..... S**  
 January 5        Signed contract  
 April 29          Waived

**Huff, Josh ..... WR**  
 November 7      Signed to practice squad  
 December 6      Promoted to active roster

**Hughes III, John ..... DT**  
 October 3        Signed contract  
 December 10     Waived  
 December 13     Signed contract



**Ifedi, Martin**..... **DE**  
January 5 Signed contract  
May 2 Waived  
August 5 Signed contract  
August 28 Waived

**Ings, Kendrick**..... **WR**  
December 21 Signed to practice squad

**Jackson, Vincent**..... **WR**  
October 19 Placed on Injured Reserve

**James, Mike**..... **RB**  
September 7 Waived (injured)  
November 1 Signed contract  
November 29 Waived

**Johnson, Austin**..... **FB**  
December 13 Signed to practice squad

**Johnson, George** ..... **DE**  
August 5 Placed on Injured Reserve

**Johnson, Isaiah**..... **S**  
May 2 Signed contract  
September 3 Waived  
September 4 Signed to practice squad

**Johnson, Kelby** ..... **T**  
May 9 Signed contract  
August 22 Waived (injured)

**Johnson, Storm**..... **RB**  
April 25 Signed contract  
August 28 Waived

**Jones, Howard** ..... **DE**  
November 7 Placed on Injured Reserve

**Kaczor, Nate** ..... **Special Teams Coordinator**  
January 19 Named special teams coordinator

**Kerbyson, Kyler** ..... **OL**  
August 22 Signed contract  
September 3 Waived  
November 15 Signed to practice squad

**Keyes, Josh**..... **LB**  
September 3 Waived  
September 4 Signed to practice squad  
September 10 Promoted to active roster  
September 21 Waived  
September 23 Signed contract  
October 3 Waived  
October 5 Signed to practice squad  
October 11 Release from practice squad

**Kitchen, Ishmaa'ily** ..... **DT**  
August 15 Signed contract  
August 28 Waived

**Koetter, Dirk** ..... **Head Coach**  
January 15 Named head coach

**Krause, Jonathan**..... **WR**  
July 23 Awarded off of waivers (PHI)  
September 3 Waived  
September 28 Signed to practice squad  
October 5 Released from practice squad

**Lambert, DaVonte** ..... **DT**  
May 2 Signed contract

**LeFevour, Dan** ..... **QB**  
April 19 Signed contract  
August 3 Waived

**Liedtke, Mike** ..... **S**  
November 22 Signed to practice squad

**Lott, Derrick**..... **DT**  
January 5 Signed contract  
April 29 Waived

**Lowdermilk, John** ..... **S**  
May 12 Awarded off of waivers (MIN)  
May 24 Placed on Reserve/Retired list  
July 21 Waived from Reserve/Retired list

**Lynch, Cameron**..... **LB**  
September 13 Signed to practice squad  
October 9 Promoted to active roster

**Mankins, Logan**..... **G**  
March 7 Announced retirement

**Marmie, Larry** ..... **Senior Defensive Assistant**  
January 11 Contract Expired

**Martino, Freddie** ..... **WR**  
May 12 Signed contract  
September 3 Waived  
September 4 Signed to practice squad  
September 21 Promoted to active roster  
October 3 Waived  
October 17 Signed to practice squad

**Matthews, Cliff**..... **DT**  
February 5 Signed contract  
September 3 Released

**Maxie, Brett**..... **Defensive Backs Coach**  
January 19 Named defensive backs coach

**McDougald, Bradley** ..... **S**  
March 9 Qualifying offer extended  
April 5 Signed RFA Tender

**McFadden, Kimario**..... **S**  
April 29 Waived  
May 26 Signed contract  
August 28 Waived  
August 30 Signed contract  
September 3 Waived

**McKinzy, Cassanova** ..... **LB**  
May 2 Signed contract  
August 22 Waived

**McLaughlin, Brian**..... **Scouting Assistant**  
February 5 Promoted from Team Operations Assistant

**Monken, Todd**..... **Offensive Coordinator/Wide Receivers Coach**  
January 19 Named linebackers coach

**Morris, Jontavius** ..... **DT**  
May 2 Signed contract  
May 9 Waived

**Murphy, Louis** ..... **WR**  
July 26 Placed on Active/PUP list  
August 30 Placed on Reserve/PUP list  
November 29 Waived from Reserve/PUP list

**Murray, Patrick**..... **K**  
May 19 Waived

**Nickerson, Hardy** ..... **Linebackers Coach**  
January 11 Contract Expired

**O'Dea, Kevin**..... **Special Teams Coordinator**  
January 11 Contract Expired

**Palmer, Kelvin** ..... **OL**  
August 8 Signed contract  
September 3 Waived

**Rasco, Jermauria** ..... **DE**  
February 5 Signed contract  
April 29 Waived

**Reedy, Bernard** ..... **WR**  
February 5 Signed contract  
September 3 Waived (injured)  
December 6 Signed to practice squad  
December 21 Promoted to active roster

**Rhodes, Luke** ..... **RB**  
May 2 Signed contract  
September 3 Waived

**Riggs, Cody** ..... **CB**  
November 22 Signed to practice squad

**Roberts, C.J.** ..... **CB**  
January 5 Signed contract  
April 29 Waived

**Robertson, Dominique** ..... **OL**  
May 2 Signed contract  
July 23 Waived (non-football injury)

**Robinson, Josh** ..... **CB**  
March 14 Signed contract

**Rodgers, Jacquizz** ..... **RB**  
September 13 Signed contract

**Ross, Joel** ..... **CB**  
January 5 Signed contract  
July 28 Waived

**Russell, Ryan** ..... **DE**  
September 21 Signed to practice squad  
November 12 Promoted to active roster

**Schum, Jacob** ..... **P**  
August 28 Waived

**Seferian-Jenkins, Austin** ..... **TE**  
September 23 Waived

**Shepard, Russell** ..... **WR**  
March 9 Qualifying offer extended  
April 11 Signed RFA Tender

**Shorts III, Cecil** ..... **WR**  
September 6 Signed contract  
December 6 Placed on Injured Reserve

**Shumate, Elijah** ..... **S**  
May 2 Signed contract  
July 26 Placed on Active/NFI list  
August 4 Activated from Active/NFI list  
August 15 Waived (Injured)  
August 20 Released with injury settlement

**Siliga, Sealver** ..... **DT**  
November 16 Awarded off of waivers (SEA)

**Sims III, Charles** ..... **RB**  
October 10 Placed on Injured Reserve  
December 10 Activated from Injured Reserve

**Smith, Antone** ..... **RB**  
October 17 Signed contract  
November 7 Placed on Injured Reserve

**Smith, Daryl** ..... **LB**  
March 18 Signed contract

**Smith, Jacquies** ..... **DE**  
March 9 Tendered  
April 5 Signed Exclusive Rights Contract  
September 12 Placed on Injured Reserve

**Smith, Lovie** ..... **Head Coach**  
January 6 Relieved of duties

**Smith, Mikal** ..... **Safeties Coach**  
January 11 Contract Expired

**Smith, Mike** ..... **Defensive Coordinator**  
January 15 Named defensive coordinator

**Smith, Miles** ..... **Defensive Quality Control**  
January 11 Contract Expired

**Smith, Ryan** ..... **DB**  
May 5 Signed contract

**Spence, Noah** ..... **DE**  
May 12 Signed contract

**Spencer, Evan** ..... **WR**  
September 6 Waived  
September 4 Signed to practice squad  
September 9 Released from practice squad

**Spytek, John**..... **Director of Player Personnel**  
February 16 Named director of player personnel

**Stewart, Dez**..... **WR**  
May 2 Signed contract  
May 12 Waived

**Sweezy, J.R.** ..... **G**  
March 10 Signed contract  
July 26 Placed on Active/PUP list  
August 30 Placed on Reserve/PUP list

**Tandy, Keith** ..... **S**  
March 8 Signed contract

**Vitale, Danny** ..... **TE**  
May 7 Signed contract  
September 3 Waived  
September 10 Signed to practice squad

**Ward, Channing** ..... **DE**  
May 2 Signed contract  
November 16 Waived  
November 18 Signed to practice squad

**Weidinger, Andrew** ..... **Assistant Wide Receivers/Game Management**  
January 19 Named assistant wide receivers/game management

**Westbrook, Tevin** ..... **TE**  
August 28 Waived  
October 17 Signed to practice squad

**Wester, Leonard**..... **T**  
May 2 Signed contract

**White, Myles** ..... **RB**  
November 22 Signed to practice squad

**Wright, Major**..... **S**  
August 28 Released  
November 30 Signed contract  
December 13 Released