



NEWS RELEASE

December 27, 2016

## NFC West Champion Seahawks Close Out the Regular Season on the Road at San Francisco



**Seahawks at 49ers**  
**Sunday, January 1**  
**1:25 p.m. (PT), FOX**  
**Levi's Stadium**



### 2016 Schedule

#### Preseason (3-1)

Day	Date	Opponent	Time (PT)	TV
Sat.	8/13	at Kansas City	W	17-16
Thu.	8/18	Minnesota	L	18-11
Thu.	8/25	Dallas	W	27-17
Thu.	9/1	at Oakland	W	23-21

#### Regular Season (9-5-1)

Day	Date	Opponent	Time (PT)	TV
Sun.	9/11	Miami	W	12-10
Sun.	9/18	at Los Angeles	L	9-3
Sun.	9/25	San Francisco	W	37-18
Sun.	10/2	at N.Y. Jets	W	27-17
Sun.	10/9	Bye Week		
Sun.	10/16	Atlanta	W	26-24
Sun.	10/23	at Arizona	T (ot)	6-6
Sun.	10/30	at New Orleans	L	25-20
Mon.	11/7	Buffalo	W	31-25
Sun.	11/13	at New England	W	31-24
Sun.	11/20	Philadelphia	W	26-15
Sun.	11/27	at Tampa Bay	L	14-5
Sun.	12/4	Carolina	W	40-7
Sun.	12/11	at Green Bay	L	38-10
Thu.	12/15	Los Angeles	W	24-3
Sat.	12/24	Arizona	L	34-31
Sun.	1/1/17	at San Francisco	1:25 p.m.	FOX

### Table of Contents

Page	Note
2	What to Look for vs. San Francisco
3	Series vs. San Francisco
4-6	Team Notes
7	Seahawks in Prime Time
8-9	Team Notes
10-12	Russell Wilson
13-16	Player Notes (by jersey number)
16	Special Teams Notes
11-12	Seahawks in prime time, Team Notes
17	Pete Carroll
18	Paul Allen's 20th Season as Chairman
19	Kenny Easley for Pro Football Hall of Fame
20-21	Statistics
22-25	Transactions, Participation Chart, How Built
26-28	Rosters, Depth Chart, Pronunciation Guide

Winners of 28, with one tie, of their last 41 games, 51, with one tie, of their last 71, and 60, with one tie, of their last 87 dating back to the final half of the 2011 season, Seattle captured its 10th division title in franchise history this season, advanced to the postseason for the sixth time in Pete Carroll's seven years as coach, including five-consecutive appearances and won four NFC West titles since 2010.

The Seahawks are 18-12-1 on the road since 2013 and their 33-9 record in regular season games in the months of November - January since 2012 is tops in the NFL.

With a win this weekend, Pete Carroll will tie John Madden with 112 combined career wins.

### Broadcast Information

Television	FOX	Joe Davis (play-by-play)
	(channel 13 in Seattle)	Brady Quinn (analyst)
		Shannon Spake (sidelines)
Local Radio	710 ESPN Seattle	Steve Raible (play-by-play)
	KIRO Radio 97.3	Warren Moon (analyst)
		Jen Mueller (sidelines)

### This Week's Schedule

#### Wednesday, December 28

TBD	49ers player conference call
TBD	49ers Head Coach Chip Kelly conference call
12:25 p.m.	Head Coach Pete Carroll press conference
12:40 p.m.	CB Richard Sherman available; open locker room
1:45 p.m.	Practice*
	OC Darrell Bevell, coaches available after practice

#### Thursday, December 29

12:30 p.m.	QB Russell Wilson available
12:45 p.m.	Open locker room
1:45 p.m.	Practice*
	DC Kris Richard, coaches available after practice

#### Friday, December 30

12:30 p.m.	Practice*
2:00 p.m.	Coach Carroll available; open locker room

#### Saturday, December 31

No media availability

#### Sunday, January 1

1:25 p.m.	Seahawks at 49ers
	Levi's Stadium

#### Monday, January 2

3:00 p.m.	Head Coach Pete Carroll press conference
-----------	--

\*Local TV cameras may shoot the first 5-10 minutes of practice

# What to Look for



## Team

- \* Since 2010, Seattle has made the playoffs six times, including five consecutive seasons, and won four NFC West titles.
- \* Seattle won its 10th division title this season.
- \* Seattle ranks second in scoring defense allowing 17.9 ppg.
- \* Seattle's 83.4 opponent passer rating ranks second in the NFC (5th NFL).

## Pete Carroll

- \* With the win vs. Philadelphia (11/20), became the 39th head coach in NFL history to reach 100 regular season wins.

## Cliff Avril - Houses for Haiti

- \* With every sack recorded, he is donating money to New Story Charity to build a house in Haiti for the communities that were affected by Hurricane Matthew.
- \* Set career-high with 11.5 sacks this season.
- \* Needs 5.0 more sacks to tie the franchise-record for most sacks in a single-season (16.5, Michael Sinclair in 1998).

## Doug Baldwin

- \* Needs eight more receptions to become the first player in franchise history with 100 in a single-season.
- \* Needs three more receptions to set the single-season franchise mark with 95 (94 - Bobby Engram, 2007).
- \* Needs one more receiving touchdown to tie for third-place on Seattle's all-time receiving touchdowns list with 37 (Joey Galloway) and two more to rank third with 38.
- \* Set career-high with 92 receptions this season.
- \* Set career-high with 1,084 yards this season.
- \* Set career-highs with 13 receptions and 171 yards vs. Arizona (12/24).
- \* Became the fifth-player in club history to record back-to-back 1,000-yard seasons.

### Back-to-Back 1,000-Yard Seasons, Club History

<b>Doug Baldwin</b>	<b>2015-16</b>
Darrell Jackson	2003-04
Joey Galloway	1997-98
Brian Blades	1994-95
Steve Largent	1978-81, 1983-86

- \* Ranks sixth on Seattle's all-time receptions list with 366.
- \* Ranks fourth on Seattle's all-time receiving yards list with 4,910.
- \* Ranks fourth on Seattle's all-time receiving touchdowns list with 36.
- \* Ranks ninth on Seattle's all-time total touchdowns list with 36.

## Michael Bennett

- \* Ranks tied for tenth on Seattle's all-time sacks list with 29.0.

## Steven Hauschka

- \* With a field goal this Sunday, he will have made at least one field goal in 19 straight games, extending his franchise-record.
- \* His 171 field goals made for Seattle are a franchise-record.
- \* With his points vs. Arizona (12/24), he has scored in 93 consecutive games, a franchise-record.

## Richard Sherman

- \* Tied for third in the NFC (T8th NFL) with four interceptions.
- \* Needs two interceptions to tie Kenny Easley for fourth-place on Seattle's all-time interceptions list with 32.

## Bobby Wagner

- \* Set the franchise single-season mark with 155 tackles.
- \* Leads the NFL with 155 tackles (75 solo).
- \* With 15 tackles vs. Philadelphia (11/20), became the the first player in Seattle history to record 100-tackles in five consecutive seasons.

## Russell Wilson

- \* Set career-highs in attempts (514) and completions (334) this season.
- \* Needs 64 passing yards to set single-season career high.
- \* Since becoming a Day 1 starter his rookie season, and not missing a start, Wilson became the fastest quarterback to win 50 games in NFL history.
- \* With a win this weekend, Wilson will move in to a tie for first-place for most wins by a quarterback in his first five seasons with 56 wins.

### Most Wins in a QB's First Five Seasons

Matt Ryan, Atl	56
<b>Russell Wilson, Sea</b>	<b>55</b>
Joe Flacco, Bal	54
Ben Roethlisberger, Pit	51
Andy Dalton, Cin	50
Tom Brady, NE	48
Dan Marino, Mia	48

- \* Facing Arizona (12/24), threw for 350 yards with four touchdowns and no interceptions, giving him 28 games with multiple touchdown passes and no interceptions, the most by a player in his first five seasons in NFL history.
- \* With a start this Saturday, he will have started every game played with 90 (80 regular season, 10 postseason).
- \* Facing San Francisco (9/24), passed Jim Zorn for third-place on Seattle's all-time touchdown passes list (currently has 126).
- \* Ranks eighth on Seattle's all-time rushing yards list with 2,685 yards.

## K.J. Wright

- \* Set career-highs with 119 tackles (65 solo) and 3.0 sacks this season.
- \* Has posted 100-plus tackles in each of the last three seasons.

# Series vs. San Francisco



## Regular Season: Seahawks lead 20-15

September 26, 1976	L		37-21	59,108
October 7, 1979	W	@	35-24	44,592
November 25, 1985	L	@	19-6	57,482
September 25, 1988	L		38-7	63,382
December 8, 1991	L		24-22	56,711
December 21, 1997	W		38-9	66,253
October 14, 2002	L		28-21	66,420
December 1, 2002	L	@	31-24	67,594
October 12, 2003	W		20-19	66,437
December 27, 2003	W	@	24-17	67,840
September 26, 2004	W		34-0	66,709
November 7, 2004	W	@	42-27	64,423
November 20, 2005	W	@	27-25	63,590
December 11, 2005	W		41-3	66,690
November 19, 2006	L	@	20-14	68,367
December 14, 2006	L		24-14	67,650
September 30, 2007	W	@	23-3	67,651
November 12, 2007	W		24-0	68,331
September 14, 2008	L		33-30 ot	67,951
October 26, 2008	W	@	34-13	67,504
September 20, 2009	L	@	23-10	69,732
December 6, 2009	W		20-17	67,761
September 12, 2010	W		31-6	67,044
December 12, 2010	L	@	40-21	69,732
September 11, 2011	L	@	33-17	69,732
December 24, 2011	L		19-17	66,697
October 18, 2012	L	@	13-6	69,732
December 23, 2012	W		42-13	68,161
September 15, 2013	W		29-3	68,338
December 8, 2013	L	@	19-17	69,732
November 27, 2014	W	@	19-3	70,799
December 14, 2014	W		17-7	68,526
October 22, 2015	W	@	20-3	70,799
November 22, 2015	W		29-13	68,993
September 25, 2016	W		37-18	69,010
<b>Record in Seattle</b> .....				12-7
Kingdome .....				1-3
CenturyLink Field .....				11-4
<b>Record at San Francisco</b> .....				8-8
<b>Current Streaks</b> .....				Seattle has won five in a row
<b>Longest Win Streaks</b>				
Seahawks .....				6, 2003-05
49ers .....				4, 2010-12
<b>Last Game Played in...</b>				
Seattle .....				Seahawks 37, 49ers 18 (9/25/16)
San Francisco .....				Seahawks 20, 49ers 3 (10/22/15)
<b>Total Points in Series</b>				
Seahawks .....				796 (23.8)
49ers .....				606 (17.8)
<b>Largest Margin of Victory</b>				
Seahawks .....				38 points, 41-3 (12/11/05)
49ers .....				31 points, 38-7 (9/25/88)
<b>Combined Points</b>				
Highest .....				69 (Seahawks win 42-27 on 11/7/04)
Lowest .....				19 (49ers win 13-6 on 10/18/12)
<b>Shutouts</b>				
Seahawks .....				34-0 (9/26/04) & 24-0 (11/12/07)
49ers .....				None
<b>Pete Carroll vs. 49ers</b> (Regular Season) .....				9-5
With Seattle .....				8-5
With New England .....				1-0
Playoffs .....				1-0

## Head-to-Head Comparison

<u>2016 Regular Season</u>	<u>Seahawks</u>	<u>49ers</u>
Record	9-5-1	2-13
Total Yards Gained	5,339	4,677
Total Offense (NFL Rank)	355.9 (15)	311.8 (29)
Rush Offense	100.3 (T22)	130.5 (4)
Pass Offense	255.7 (12)	181.3 (32)
Points Per Game	21.9 (20)	19.1 (27)
Total Yards Allowed	4,846	6,126
Total Defense	323.1 (7)	408.4 (32)
Rush Defense	95.0 (8)	171.1 (32)
Pass Defense	228.1 (8)	237.3 (12)
Points Allowed/Game	17.9 (2)	30.3 (32)
Possession Avg.	29:36	26:30
Sacked/Yds. Lost	40/287	42/231
Sacks Made/Yds. Lost	37/248	31/154
Interceptions By	11	10
Penalties/Yds.	113/936	95/806
Punts/Avg.	67/43.9	94/43.8
Turnover Differential	-1 (T19)	-3 (23)

## 2016 Stat Leaders

	<u>Seahawks</u>	<u>49ers</u>
<b>Rushing</b>	Thomas Rawls 335 (101-3.3-2)	Carlos Hyde 988 (260-4.6-6)
<b>Passing</b>	Russell Wilson 3,961 (514-334-20-11-92.4)	Colin Kaepernick 2,026 (310-179-15-4-88.2)
<b>Receiving</b>	Doug Baldwin 1,084 (92-11.8-7)	Jeremy Kerley 606 (58-10.4-3)
<b>Scoring</b> (Non kicker)	Doug Baldwin 42	Carlos Hyde 56
<b>Sacks</b>	Cliff Avril 11.5	Brooks & Buckner 6.0
<b>Int.</b>	Richard Sherman 4	Gerald Hodges 2
<b>Punting</b>	Jon Ryan 43.9/39.5 net (25 In20)	Bradley Pinion 43.8/39.3 net 25 In20)
<b>Kicking</b>	Steven Hauschka 115 (29/33 FG, 28/33 PAT)	Phil Dawson 84 (18/21 FG, 30/31 PAT)

## Top Single-Game Performances

	<u>Seahawks</u>	<u>49ers</u>
<b>Rushing</b> <b>Yards</b>	Thomas Rawls 30-209-7.0-1 11/22/15	Frank Gore 24-212-8.8-0 11/19/06
<b>Passing</b> <b>Yards</b>	Matt Hasselbeck 55-30-427-3-2 12/1/02	J.T. O'Sullivan 32-20-321-1-0 9/14/08
<b>Receiving</b> <b>Yards</b>	Doug Baldwin 8-164-20.5-1 9/25/16	Jerry Rice 6-163-27.2-3 9/25/88
<b>Chip Kelly vs. Seahawks</b> (Regular Season) .....		0-2
With San Francisco .....		0-1
With Philadelphia .....		0-1



## 121 Consecutive Sell Outs

Since the Seahawks trip to Super Bowl XL, NFC West crowns from 2004-07, 2010, 2013-14 and 2016, a Super Bowl XLVIII championship and Super Bowl XLIX appearance, Seattle's fans do not want to miss out on seeing their team in action. Since 2003, all but one game has sold out, giving the team 121 consecutive sell outs following Week 17 of the 2016 season, including play-offs.

Fans set the CenturyLink Field attendance record (69,190) in Week 11 vs. Philadelphia (11/20).

For the third-consecutive year, Seattle posted at least a 99.5% season ticket renewal rate while selling all 61,000 available season tickets.

Training Camp presented by Safeway practices open to the public also sold out. In all, more than 34,000 fans attended the team's 12 open camp sessions.

## 155 False Starts at Home

Armed with the loudest fans in the NFL, CenturyLink Field and the 12s lead the NFL with 155 false start penalties since the 2005 season.

### Opponent False Start Penalties at Home (2005-current)

	Games	Penalties	Average
<b>Seattle Seahawks</b>	<b>96</b>	<b>155</b>	<b>1.61</b>
Arizona Cardinals	88	147	1.67
Philadelphia Eagles	95	144	1.52
Houston Texans	96	137	1.43
Detroit Lions	95	136	1.43

## 85-35 NFC Home Record Since 2002

One thing that has been a constant from the early days of the Kingdom through the championship years of CenturyLink Field is that the 12s have given that extra edge to the Seahawks when playing in the Puget Sound.

Seattle has the NFC's second-best home winning percentage since moving to the NFC in 2002 with an 85-35 record, and is one of two teams with 80-plus wins during that span.

### NFC Best Home Record Since 2002

Team	Record	Pct.
Green Bay	85-34-1	.713
<b>Seattle</b>	<b>85-35</b>	<b>.708</b>
Minnesota	75-44	.630
Atlanta	71-48	.597
Arizona	71-48-1	.596
Philadelphia	70-49	.588
Dallas	69-51	.575
Carolina	68-52	.567
New Orleans	68-52	.567
Chicago	65-55	.542

## 1,560 Roster Transactions Since 2010; 28 Undrafted Players on 53-Man Roster

Since forming their relationship in 2010, General Manager John Schneider and Pete Carroll have put together the NFL's most competitive, deep and talented roster over the last seven seasons. Always competing to uncover players that fit the team's mindset, Seattle has made roughly 1,560 roster moves since 2010.

As a result of the numerous transactions, **Seattle has had 178 players play at least one NFL game, and 115 play at least 10 games** after being released, traded or un-signed after their time with Seattle since 2010.

Of the 53 players on Seattle's roster, 28 originally entered the league as undrafted free agents (16 with Seattle) and the remaining 25 were drafted (one in the first-round, five in the second-round, seven in the third-round, four in the fourth-round, five in the fifth-round, and three in the sixth-round), including 21 drafted by Seattle (exceptions: Avril, Graham, Jenkins, Powell, Rubin).

### Teams with the Most Undrafted Players

<b>Seattle</b>	<b>28</b>
Carolina	22
Indianapolis	22
Jacksonville	21
San Diego	21
Houston	20
New Orleans	20
N.Y. Jets	20
Chicago	19
Oakland	19

## 10th-Youngest NFL Roster

The Seahawks have the 10th-youngest NFL roster after finishing last season as the 18th-youngest (26 years, 340 days).

### Youngest NFL Rosters

Team	Years	Days
Cleveland	25	255
Los Angeles	25	271
Jacksonville	26	7
Green Bay	26	54
Kansas City	26	62
N.Y. Jets	26	74
Chicago	26	111
Denver	26	113
Tampa Bay	26	140
<b>Seattle</b>	<b>26</b>	<b>180</b>





## NFL-Record 95 Straight Games of Not Losing by More than 10 Points Ends

Seattle's NFL-record streak of not losing by more than 10 points in 85 regular season games (95 games including playoffs) ended at Green Bay (12/11).

The Seahawks largest defeat from Week 9 (11/6/11) of 2011 two Week 2 of 2015 was a 10-point loss at Green Bay (9/20/15), a span of 57 games (65 including playoffs).

### Largest Defeats Since Week 9 of 2011

Deficit	Score	Opponent	Date
28	38-10	at Green Bay	12/11/16
10	27-17	at Green Bay	9/20/15
9	14-5	at Tampa Bay	11/27/16
9	30-21	at San Diego	9/14/14
7*	31-24	at Carolina	1/17/16
7	39-32	vs. Arizona	11/15/15
7	30-23	vs. Dallas	10/12/14
7	17-10	vs. Arizona	12/22/13
7	13-6	at San Francisco	10/18/12

\* NFC Divisional Playoff

## 60-26-1 Record in Last 87 Games

Seattle has compiled a 60-26-1 record since the final half of the 2011 regular season and in those 26 losses, the average margin of victory for the opponent has been 6.0 points (156 points).

## NFL-Record 98 Straight Games Within One Score in the 4th Quarter Ends

Seattle's NFL-record streak of 88 regular season games (98 games including playoffs) where it has led or been within one score in the fourth quarter came to an end at Tampa Bay (11/27).

The previous time the Seahawks were not in the lead or within a score in the fourth quarter was at Pittsburgh (9/18/11), a 24-0 loss.

Seattle's NFL-record of holding a lead at some point in 62 straight games was snapped vs. St. Louis (12/27/15) last season.

## 4-Time Defending Leaders in Scoring Defense

Seattle has led the NFL in scoring defense for four consecutive seasons (2012-15), becoming the first defense in the Super Bowl era to accomplish that feat.

Cleveland led the league in scoring defense for a record five-straight seasons from 1953-57 in 12-game seasons.

### Leading the NFL in Fewest Points Allowed for Four Straight Seasons, NFL History

Years	Team	PPG Avgs.
1953-57*	Cleveland Browns	13.5, 13.5, 18.2, 14.8, 14.3
2012-15	Seattle Seahawks	15.3, 14.4, 15.9, 17.3

\* 12-game season

## 4 Years of Defensive Consistency; Top-5 Offense in 2015

Seattle has led the NFL in points allowed during a span of unprecedented combined scoring numbers in league history. Last season's 11,680 combined points scored in games was the second-most in NFL history.

On the offensive side of the ball, Seattle's **fourth-ranked offense set the franchise-record with 6,058 yards last season** (378.6 per game), breaking 2014's mark of 6,012 yards. It was the fourth-time in franchise history, first since 2005, with a top-5 offense and Seattle's 26.4 points per game tied for fourth in the NFL, marking the fourth time in franchise history with a top-5 scoring offense, first since 2005. Seattle's 423 points last season were the **second-most in franchise history** (2005).

Seahawks	2012	2013	2014	2015
Record	11-5	13-3	12-4	10-6
Total Yards Gained	5,610	5,424	6,012	6,058
Total Offense (NFL Rank)	350.6 (17)	339.0 (17)	375.8 (9)	378.6 (4)
Rush Offense	161.2 (3)	136.8 (4)	172.6 (1)	141.8 (3)
Pass Offense	189.4 (27)	202.3 (26)	203.1 (27)	236.9 (20)
Points Per Game	25.8 (9)	26.1 (T8)	24.6 (10)	26.4 (T4)
Total Yards Allowed	4,899	4,378	4,274	4,668
Total Defense	306.2 (4)	273.6 (1)	267.1 (1)	291.8 (2)
Rush Defense	103.1 (10)	101.6 (T7)	81.5 (3)	81.5 (1)
Pass Defense	203.1 (6)	172.0 (1)	185.6 (1)	210.3 (2)
Points Allowed/Game	15.3 (1)	14.4 (1)	15.9 (1)	17.3 (1)
Possession Avg.	31:36	29:57	32:11	31:40
Sacked/Yds. Lost	33/203	44/272	42/242	46/271
Sacks Made/Yds. Lost	36/247	44/298	37/234	37/255
Interceptions By	18	28	13	14
Penalties/Yds.	110/890	128/1,183	130/1,009	117/1,007
Punts/Avg.	65/45.6	76/41.6	62/43.4	68/45.7
Turnover Differential	+13 (T5)	+20 (1)	+10 (4)	+7 (T5)



## 10 TDs Allowed When Down 7+ Points

Seattle's dominant defense rises to the occasion when trailing by seven-plus points to give the offense the opportunity to win ball games by creating turnovers, goal-line stands and forcing field goals by the opposition.

### Fewest Total TDs Allowed Since 2012

#### When Trailing by 7+ Points

<b>Seattle</b>	<b>10</b>
New England	14
Cincinnati	27

### Fewest Rushing & Passing TDs Allowed Since 2012

#### When Trailing by 7+ Points

<b>Seattle</b>	<b>9</b>
New England	11
Cincinnati	19

## 13,057 Team Rushing Yards Since '11

Seattle leads the NFL with 13,057 team rushing yards since 2011 and has rushed for 100 or more team rushing yards in 68 of its last 88 games.

Seattle's franchise-record 25-game streak of 100-plus rushing yards was snapped vs. St. Louis (12/27/15).

### Most Team Rushing Yards Since 2011, NFL

Team	Yards
<b>Seattle</b>	<b>13,057</b>
Buffalo	12,921
Carolina	12,526
San Francisco	12,413
Philadelphia	12,150

## 37 Team Sacks (T5th NFC, T7th NFL)

Seattle has two of the top sack leaders in the NFL in Cliff Avril (11.5, 3rd NFC, T4th NFL) and Frank Clark (9.0, T16th NFL). Their sacks have helped Seattle rank tied for seventh in the NFL with 37.0 sacks this year.

### Most Team Sacks, NFL

Team	Sacks
Carolina	44.0
Arizona	41.0
Denver	40.0
Minnesota	39.0
Buffalo	38.0
Green Bay	38.0
<b>Seattle</b>	<b>37.0</b>
Chicago	37.0
Washington	37.0
Tennessee	36.0

## 33-9 Nov. - Jan. Record Since 2012

Seattle's 33-9 regular season record in the months of November, December and January since 2012 is the best in the NFL.

### Best Nov. - Jan. Regular Season Record Since 2012

Team	W	L	Pct.
<b>Seattle</b>	<b>33</b>	<b>9</b>	<b>.786</b>
New England	30	10	.750
Carolina	31	12	.721
Denver	29	14	.674

## 43-10 When Winning the T.O. Battle

Since 2010, Seattle is 43-10 when winning the turnover battle. It led the NFL in 2013 with 39 takeaways and a +20 differential, ranked fourth in the league in 2014 at +10 and finished last season tied for fifth at +7.

### Seattle Record when Winning the Turnover Battle

Year	Record
2010	4-0
2011	6-2
2012	7-1
2013	10-1
2014	6-2
2015	4-4
2016	6-0
<b>Totals</b>	<b>43-10</b>

### Turnover Differential Since 2011, NFL

Team	Take-aways			Give-aways			Diff
	Int	Fum	Total	Int	Fum	Total	
New England	100	71	171	50	41	91	+80
<b>Seattle</b>	<b>106</b>	<b>59</b>	<b>165</b>	<b>60</b>	<b>48</b>	<b>108</b>	<b>+57</b>
Green Bay	110	46	156	54	48	102	+54
San Francisco	97	57	154	53	53	106	+48
Carolina	99	68	167	80	52	132	+35

## 18-12-1 Road Record Since 2013

Seattle is 18-12-1 in its last 31 road games dating back to 2013 and posted an 8-6 record in its last 14 10 a.m. (PT) kickoff starts.

The Seahawks posted a franchise-best 6-2 road record in 2013 and 5-3 records in each of the last two seasons.

### Best Road Records in Franchise History

Record	Year
6-2	2013
5-3	2015
5-3	2014
5-3	2005
5-3	1984
4-4	12 times



## 23-8 on Monday Night Football

Seattle is 23-8 all-time in Monday night play and currently has an 11-game winning streak on Mondays. Its .742 winning percentage to start the work week ranks first all-time in the NFL.

The Seahawks are 17-5 at home and have outscored opponents 279-117 in their last 11 appearances, including three shutouts.

### Best All-Time Winning %, Monday Night Football

Seattle	23-8	.742
San Francisco	48-25	.658
Pittsburgh	44-24	.647
Carolina	9-6	.600
Indianapolis	23-16	.590
Oakland	38-27-1	.583

### Seahawks on Monday Night Football (23-8)

Oct. 29, 1979	W	31-28	at Atlanta
Nov. 26, 1979	W	30-7	N.Y. Jets
Nov. 17, 1980	L	19-17	Oakland
Nov. 16, 1981	W	44-23	San Diego
Oct. 29, 1984	W	24-0	at San Diego
Nov. 12, 1984	W	17-14	L.A. Raiders
Sept. 23, 1985	L	35-24	L.A. Rams
Nov. 25, 1985	L	19-6	at San Francisco
Oct. 6, 1986	W	33-7	San Diego
Dec. 8, 1986	W	37-0	L.A. Raiders
Nov. 9, 1987	L	30-14	at N.Y. Jets
Nov. 30, 1987	L	37-14	L.A. Raiders
Nov. 28, 1988	W	35-27	L.A. Raiders
Dec. 4, 1989	W	17-16	Buffalo
Oct. 1, 1990	W	31-16	Cincinnati
Nov. 30, 1992	W (ot)	16-13	Denver
Nov. 1, 1999	W	27-7	at Green Bay
Oct. 2, 2000	L	24-17	at Kansas City
Oct. 14, 2002	L	28-21	San Francisco
Dec. 6, 2004	L	43-39	Dallas
Dec. 5, 2005	W	42-0	at Philadelphia
Nov. 6, 2006	W	16-0	Oakland
Nov. 27, 2006	W	34-24	Green Bay
Nov. 12, 2007	W	24-0	San Francisco
Dec. 12, 2011	W	30-13	St. Louis
Sept. 24, 2012	W	14-12	Green Bay
Oct. 28, 2013	W	14-9	at St. Louis
Dec. 2, 2013	W	34-7	New Orleans
Oct. 6, 2014	W	27-17	at Washington
Oct. 5, 2015	W	13-10	Detroit
Nov. 7, 2016	W	31-25	Buffalo

## 11 Straight Wins on Monday Night Football

Seattle defeated Buffalo, 31-25, on Monday Night Football (11/7), its 11th-consecutive win on Mondays. Its 11-game winning streak on MNF ranks as the second-longest streak since 1970 (Raiders, 14).

### Most consecutive Monday Night Football wins since 1970

Dates	Team	Wins
9/22/75 - 12/7/81	Oakland	14
<b>12/5/05 - present</b>	<b>Seattle</b>	<b>11</b>
11/24/08 - 9/30/13	New Orleans	9
12/2/96 - 9/27/99	San Francisco	9

## 19-3-1 in Prime Time Games Since 2010

Since Pete Carroll took over in 2010, the Seahawks have turned in prime time performances in prime time games, posting a 19-3-1 combined record in Sunday, Monday and Thursday night games, and **outscoreing opponents 581-298**.

The Seahawks are 6-2-1 on Sunday Night Football, 7-0 on Monday Night Football and 6-1 on Thursday Night Football under Carroll, and are **12-1 at home in prime time games** dating back to 2010.

### Seattle's Prime Time Games Under Pete Carroll (19-3-1)

Date	Opponent	W/L	Score
Sun, Jan. 2, 2011	vs. St. Louis	W	16-6
Thu, Dec. 1, 2011	vs. Philadelphia	W	31-14
Mon, Dec. 12, 2011	vs. St. Louis	W	30-13
Mon, Sept. 24, 2012	vs. Green Bay	W	14-12
Thu, Oct. 18, 2012	at San Francisco	L	13-6
Sun, Dec. 23, 2012	vs. San Francisco	W	42-13
Sun, Sept. 15, 2013	vs. San Francisco	W	29-3
Thu, Oct. 17, 2013	at Arizona	W	34-22
Mon, Oct. 28, 2013	at St. Louis	W	14-9
Mon, Dec. 2, 2013	vs. New Orleans	W	34-7
Thu, Sept. 4, 2014	vs. Green Bay	W	36-16
Mon, Oct. 6, 2014	at Washington	W	27-17
Thu, Nov. 27, 2014	at San Francisco	W	19-3
Sun, Dec. 21, 2014	at Arizona	W	35-6
Sun, Sept. 20, 2015	at Green Bay	L	27-17
Mon, Oct. 5, 2015	vs. Detroit	W	13-10
Thu, Oct. 22, 2015	at San Francisco	W	20-3
Su, Nov. 15, 2015	vs. Arizona	L	39-32
Sun, Oct. 23, 2016	at Arizona	T	6-6 (ot)
Mon, Nov. 7, 2016	vs. Buffalo	W	31-25
Sun, Nov. 13, 2016	at New England	W	31-24
Sun, Dec. 4, 2016	vs. Carolina	W	40-7
Thu, Dec. 15, 2016	vs. Los Angeles	W	24-3



## .848 Winning % in Prime Time

Seattle has played its best football in prime time, as its 19-3-1 record and .848 winning percentage rank first in the NFL since Pete Carroll took over in 2010.

### Best Record in Prime Time Games Since 2010

Team	W	L	T	Pct.
<b>Seattle Seahawks</b>	<b>19</b>	<b>3</b>	<b>1</b>	<b>.848</b>
New England Patriots	25	6	0	.806
New Orleans Saints	19	9	0	.679
Baltimore Ravens	16	8	0	.667

## Largest Comebacks & Overtime Record

\* Seattle's overtime record is 12-20-1 and 4-3-1 under Carroll.

### Largest Comebacks in Franchise History

Points	Opponent	Score	Result
21	vs. Tampa Bay (11/3/13)	Trail 21-0	Won 27-24 (ot)
20	at Denver (12/10/95)	Trail 20-0	Won 31-27
18	at Oakland (12/14/97)	Trail 21-3	Won 22-21

## Miscellaneous Notes

\* The Seahawks have won 51 of their last 71 regular season games with one tie, and 50 of their last 87 with one tie dating back to the final half of the 2011 season. In that 51-19-1 run, Seattle is outscoring opponents 1,835 - 1,140 (25.8 ppg to 16.1 ppg).

\* Since the beginning of 2012 (including playoffs), Seattle is 62-26-1. In the 26 losses, Seattle had a fourth-quarter lead in 17 of them, and were within one score and had a chance to win in the fourth quarter in seven of the nine games.

\* Seattle's NFL-record streak of 98 games (including playoffs) where it has led or been within one score in the fourth quarter was snapped at Tampa Bay (11/27), a 14-5 loss. The previous time the Seahawks were not in the lead or within a score in the fourth quarter was at Pittsburgh (9/18/11), a 24-0 loss.

\* Seattle's NFL record of holding a lead at some point in 62 straight games was snapped vs. St. Louis (12/27/15) last season.

\* With the win over Green Bay (9/4/14), Seattle broke the NFL record for most consecutive games without losing by more than seven points. It was a streak of 46 games (including playoffs) that Seattle did not lose by more than a touchdown, breaking the Packers record of 45 games (including playoffs) from 2009-11.

## 34-6 at Home Since 2012

The Seahawks have won 13 of their last 14 home openers since 2003. Since a 2008 loss, Seattle has won eight straight home openers by a combined score of 202-52 and during the 13-1 run, the Seahawks have outscored opponents 355-129.

Since 2012, Seattle is one of the best teams at home in four major categories.

### Seattle's NFL Ranking for Last 40 Home Games

#### Wins

<b>34</b>	<b>Seattle</b>
34	New England
32	Denver
30	Green Bay
28	Pittsburgh

#### Point Differential

+510	New England
<b>+502</b>	<b>Seattle</b>
+421	Denver
+379	Green Bay
+287	Pittsburgh

#### Takeaways

82	Carolina
<b>75</b>	<b>Seattle</b>
75	Arizona
74	New England
72	Cincinnati

#### Turnover Margin

+40	New England
<b>+36</b>	<b>Seattle</b>
+25	Green Bay
+17	Carolina
+16	Arizona

### Longest Home Winning Streak

#### Franchise History

14	2012-13
12	2004-06
10	2002-04

### Most Consecutive Games Won

#### Franchise History

11	2005
9	2012-13
8	1984





## 12 Flag Raisers at the Toyota Fan Deck

Just before every kickoff at CenturyLink Field, fans turn their attention to the Toyota Fan Deck in the south endzone with anticipation to see who is going to raise the team's signature 12 flag and turn CenturyLink Field in to a frenzy. From former Seahawks greats, to local celebrities and sports personalities, the flag has become a love affair for Seahawks supporters all over the Northwest and the spirit of community that the organization and fans share. Who will raise it next?

### 2016 Flag Raisers

Minnesota - Fire Fighter Daniel Lyon	Buffalo - Veteran Nate Boyer
Dallas - UFC Fighter Miesha Tate	Philadelphia - Mariners 2B Robinson Cano
Miami - Former Head Coach Jack Patera	Carolina - Former WR Ricardo Lockette
San Francisco - NBA Guard Jamal Crawford	Los Angeles - UW Head Coach Chris Petersen
Atlanta - Musician Duff McKagan	Arizona - Former WR Nate Burleson

## 27,766 Estimated Miles Flown During 2016 Season

The team strives to offer first-class amenities and that has not changed this season as Seattle has signed on with Delta Airlines as its 2016 official charter.

The Boeing 767 aircraft will carry the Seahawks "around the world" (a trip around the world is 25,000 miles) as they travel the third-most miles, 27,766.

### 2016 Total Miles Traveled (regular season)

- |                   |               |
|-------------------|---------------|
| 1. Los Angeles    | 35,952        |
| 2. Oakland        | 31,622        |
| <b>3. Seattle</b> | <b>27,766</b> |
| 4. San Francisco  | 25,668        |
| 5. Miami          | 25,548        |

## Flight Times

Seattle is among the league leaders in miles traveled each season, and this year is no different. Tucked away in the Northwest, Seattle takes a while to reach via air travel, especially traveling east to west.

### 2016 Flight Times

Seattle to Kansas City - 2:55	Seattle to New Orleans - 4:04
Kansas City to Seattle - 3:22	New Orleans to Seattle - 4:31
Seattle to Oakland - 1:39	Seattle to New England - 4:52
Oakland to Seattle - 1:31	New England to Seattle - 5:31
Seattle to Los Angeles - 1:59	Seattle to Tampa Bay - 4:34
Los Angeles to Seattle - 2:18	Tampa Bay to Seattle - 5:39
Seattle to N.Y. Jets - 4:38	Seattle to Green Bay - 2:53
N.Y. Jets to Seattle - 5:11	Green Bay to Seattle - 3:40
Seattle to Arizona - 2:24	Seattle to San Francisco -
Arizona to Seattle - 2:27	San Francisco to Seattle -

## 69,190 Largest Home Attendance Record

With the addition of the Toyota Fan Deck in the south end zone, adding 1,000 new seats, Seattle's home attendance record has been broken and will add to the record books as the season unfolds.

Week 11's game with 69,190 fans vs. Philadelphia (11/20) broke the Seahawks old record of 69,084, established vs. Buffalo (11/7).

### Largest Home Attendance, Franchise History

Att.	Opponent	Stadium	Date	W/L	Score
<b>69,190</b>	<b>Philadelphia</b>	<b>CenturyLink Field</b>	<b>11/20/16</b>	<b>W</b>	<b>26-15</b>
<b>69,104</b>	<b>Carolina</b>	<b>CenturyLink Field</b>	<b>12/4/16</b>	<b>W</b>	<b>40-7</b>
<b>69,084</b>	<b>Buffalo</b>	<b>CenturyLink Field</b>	<b>11/7/16</b>	<b>W</b>	<b>31-25</b>
69,080	St. Louis	CenturyLink Field	12/27/15	L	23-17
<b>69,071</b>	<b>Atlanta</b>	<b>CenturyLink Field</b>	<b>10/16/16</b>	<b>W</b>	<b>26-24</b>
<b>69,067</b>	<b>Los Angeles</b>	<b>CenturyLink Field</b>	<b>12/15/16</b>	<b>W</b>	<b>24-3</b>
69,055	Pittsburgh	CenturyLink Field	11/29/15	W	39-30
<b>69,050</b>	<b>Arizona</b>	<b>CenturyLink Field</b>	<b>12/24/16</b>	<b>L</b>	<b>34-31</b>
69,020	Carolina	CenturyLink Field	10/18/15	L	27-23
<b>69,012</b>	<b>Miami</b>	<b>CenturyLink Field</b>	<b>9/11/16</b>	<b>W</b>	<b>12-10</b>

# #3 Russell Wilson



## 99.6 Career Passer Rating

Wilson is just one of three players with a passer rating over 99.0 since 2012 with a club-record **99.6 career rating (2nd in NFL history)**.

He has 38-career 100-plus passer rating games in 79 starts, with the last coming vs. Arizona (12/24) with a 117.8 rating.

### Russell Wilson Career Passing

Year	Att	Comp	Pct	Yards	TD	Int	Rating
2012	393	252	64.1	3,118	26	10	100.0
2013	407	257	63.1	3,357	26	9	101.2
2014	452	285	63.1	3,475	20	7	95.0
2015	483	329	68.1	4,024	34	8	110.1
2016	514	334	65.0	3,961	20	11	92.4
<b>TOTAL</b>	<b>2,249</b>	<b>1,457</b>	<b>64.8</b>	<b>17,935</b>	<b>126</b>	<b>45</b>	<b>99.6</b>

### NFL Highest Passer Rating Since 2012

Player	Rating
Aaron Rodgers, GB	103.8
Drew Brees, NO	100.4
<b>Russell Wilson, Sea</b>	<b>99.6</b>
Tom Brady, NE	98.3
Tony Romo, Dal	97.3

## 126 Career Touchdown Passes

In the first 79 games of his career, Wilson has thrown 126 touchdown passes (third-most in club history) and the fourth-most in NFL history in a quarterback's first 79 games since being a Day 1 starter.

### Most Passing TDs in a QB's First 79 Games, NFL History

168	Dan Marino, Mia
137	Peyton Manning, Ind
130	Andrew Luck, Ind
<b>126</b>	<b>Russell Wilson, Sea</b>
126	Matt Ryan, Atl
124	Andy Dalton, Cin

## 34 Home Wins to Begin Career

Wilson is 34-6 at home during his career, ranking first in NFL history in home wins to begin a career.

In those games, he carries a 104.2 passer rating (2nd NFL history) completing 703 of 1,087 passes (64.7%) for 9,013 yards with 67 touchdowns and 18 interceptions.

### Most QB Home Wins to Begin a Career

Player	Record
<b>Russell Wilson, Sea</b>	<b>34-6</b>
Matt Ryan, Atl	33-5
Joe Flacco, Bal	33-7
John Elway, Den	28-6
Ben Roethlisberger, Pit	28-8
Dan Marino, Mia	25-9

## 55: Most Wins to Begin a Career

Wilson's 55 regular season wins in his first 79 games to begin a career are an NFL record, and already rank second in NFL history for most wins in a quarterback's first five seasons.

### Most Regular Season Wins in a QBs First Five Seasons

Player	Years	Wins
Matt Ryan, Atl	2008-12	56
<b>Russell Wilson, Sea</b>	<b>2012-16</b>	<b>55</b>
Joe Flacco, Bal	2008-12	54
Ben Roethlisberger, Pit	2004-08	51
Andy Dalton, Cin	2011-14	50
Tom Brady, NE	2000-04	48
Dan Marino, Mia	1983-86	48

## 10 Combined 300-Yard Passing Games

Wilson has thrown for 10 combined 300-yard passing games, with a career-high 385 yards at Atlanta (1/13/13).

### Wilson's 300-Yard Passing Games

- 385\* at Atlanta (1/13/13)
- 366\* at Carolina (1/17/16)
- 350 vs. Arizona (12/24/16)**
- 348 at New England (11/13/16)**
- 345 vs. Pittsburgh (11/29/15)
- 339 at Arizona (12/21/14)
- 320 at Carolina (9/8/13)
- 313 at St. Louis (10/19/14)
- 310 vs. New Orleans (12/2/13)
- 309 at N.Y. Jets (10/2/16)**

\* NFC Divisional Playoff Game

## Top-12 Holder of QB Rushing Yards

Wilson holds the top-12 marks for rushing yards by a quarterback in franchise history.

His career-high 122 yards at Washington (10/6/14) also marked the most yards by a quarterback in Monday Night Football history.

At St. Louis (10/19/14), Wilson also became the **first player to record a 300-yard passing game and 100-yard rushing game in a single-game in NFL history**. He threw for 313 yards and rushed for 106.

He has four-career 100-yard rushing games.

### Single-Game, Most Quarterback Rushing Yards, Club History

Player	Opponent	Att.	Yds.	Avg.	TD
Russell Wilson	at Was (10/6/14)	11	122	11.1	1
Russell Wilson	NYG (11/9/14)	14	107	7.6	1
Russell Wilson	at StL (10/19/14)	7	106	15.1	1
Russell Wilson	at Ind (10/6/13)	13	102	7.8	0
Russell Wilson	at Buf (12/16/12)	9	92	10.2	3
Russell Wilson	at Ari (12/21/14)	6	88	14.7	1
<b>Russell Wilson</b>	<b>at TB (11/27/16)</b>	<b>8</b>	<b>80</b>	<b>10.0</b>	<b>0</b>
Russell Wilson	at GB (9/20/15)	10	78	7.8	0

# #3 Russell Wilson



## 2nd All-Time in Passer Rating

Russell Wilson's franchise-record 99.6 passer rating ranks second all-time in NFL history.

### Highest Passer Rating, NFL History (min. 1,500 att.)

Player	Rating
Aaron Rodgers, GB	104.0
<b>Russell Wilson, Sea</b>	<b>99.6</b>
Tony Romo, Dal	97.1
Tom Brady, NE	97.1
Steve Young	96.8

## 3rd All-Time TD/INT Ratio

Russell Wilson's 2.80 TD/INT ratio ranks third all-time in NFL history.

### Highest TD/INT Ratio, NFL History (min. 1,500 att.)

Player	TDs	INTs	Ratio
Aaron Rodgers, GB	293	72	4.07
Tom Brady, NE	453	152	2.98
<b>Russell Wilson, Sea</b>	<b>126</b>	<b>45</b>	<b>2.80</b>
Derek Carr, Oak	81	31	2.61
Colin Kaepernick, SF	71	30	2.37

## 2nd All-Time in Home Passer Rating

Russell Wilson's 104.2 passer rating at home ranks second all-time in NFL history.

### Highest Passer Rating at Home, NFL History (min. 670 att.)

Player	Rating
Aaron Rodgers, GB	109.4
<b>Russell Wilson, Sea</b>	<b>104.2</b>
Drew Brees, NO	101.4
Steve Young	100.3
Peyton Manning	99.8

## 3rd All-Time in Home TD/INT Ratio

Russell Wilson's 3.72 TD/INT ratio at home ranks third all-time in NFL history.

### Highest TD/INT Ratio at Home, NFL History (min. 670 att.)

Player	TDs	INTs	Ratio
Aaron Rodgers, GB	161	30	5.37
Tom Brady, NE	220	59	3.73
<b>Russell Wilson, Sea</b>	<b>67</b>	<b>18</b>	<b>3.72</b>
Drew Brees, NO	270	106	2.55
Peyton Manning	277	109	2.54

## .706 Winning Percentage

### Best Winning Percentage of Current Notable NFL Quarterbacks

Player	Record	Winning Pct.
Tom Brady, NE	182-52	.778
<b>Russell Wilson, Sea</b>	<b>55-23-1</b>	<b>.706</b>
Ben Roethlisberger, Pit	123-60	.672
Aaron Rodgers, GB	89-45	.664
Tony Romo, Dal	78-49	.614
Andrew Luck, Ind	42-27	.609
Andy Dalton, Cin	55-35-2	.609
Joe Flacco, Bal	83-54	.606
Matt Ryan, Atl	84-57	.596
Alex Smith, KC	78-56-1	.581
Drew Brees, NO	131-100	.567

Player	Record	Winning Pct.
Cam Newton, Car	51-40-1	.560
Philip Rivers, SD	97-78	.554
Eli Manning, NYG	107-91	.540
Carson Palmer, Ari	89-84-1	.514
Colin Kaepernick, SF	28-29	.491
Jay Cutler, Chi	68-71	.489
Kirk Cousins, Was	19-20-1	.488
Ryan Tannehill, Mia	37-40	.481
Matthew Stafford, Det	51-57	.472
Derek Carr, Oak	22-25	.468
Jameis Winston, TB	14-17	.452
Blake Bortles, Jac	11-33	.250

## 3, 31, 9 & 35 Team Captains

In a vote by teammates, Russell Wilson will be the offensive captain for the fourth time in his five seasons, Kam Chancellor will be the defensive captain for the second time, while Jon Ryan (third time) shares special teams captain duties with first-timer DeShawn Shead.

## 126 Seattle Touchdown Passes

Russell Wilson ranks third in Seahawks history with 126 touchdown passes in his Seattle career.

### Most Passing Touchdowns, Club History

- 195 Dave Krieg 1980-91
- 174 Matt Hasselbeck 2001-10
- 126 Russell Wilson 2012-**
- 107 Jim Zorn 1976-84
- 49 Jon Kitna 1997-00

# #3 Russell Wilson



## 21 Fourth-Quarter/Overtime Comebacks in 89 Games

Wilson has 21 fourth-quarter or overtime comeback victories in 89 career games (regular and postseason).

He has three game-winning drives this season, had three game-winning drives last season, and directed come-from-behind victories in the 2013 and 2014 NFC Championship Games to advance Seattle to the Super Bowl.

In 2012, Wilson threw a game-winning touchdown pass in the final two minutes of regulation or overtime three times (vs. Green Bay, vs. New England, at Chicago), the most ever by a rookie since at least the 1970 merger, and won another (vs. St. Louis) with a 1-yard touchdown run.

His **21 fourth-quarter comebacks rank first in the NFL** since the beginning of 2012.

### Russell Wilson 4th Quarter/OT Comebacks

Game	Score	Final	Play
vs. Green Bay (9/24/12)	trail 12-7	Won 14-12	24-yd. pass to Golden Tate at 0:00
vs. New England (10/14/12)	trail 23-17	Won 24-23	46-yd. pass to Sidney Rice at 1:18
at Chicago (12/2/12)	trail 14-10		14-yd. pass to Golden Tate at :24
	tied 17-17	Won 23-17 (ot)	13-yd. pass to Sidney Rice with 7:33 left in OT
vs. St. Louis (12/30/12)	tied 13-13	Won 20-13	1-yd. touchdown run at 1:39
at Washington (1/6/13)*	trail 14-13	Won 24-14	touchdown drive at 7:08
at Carolina (9/8/13)	trail 7-6	Won 12-7	43-yd. TD pass to Jermaine Kearse at 10:13
at Houston (9/29/13)	trail 20-6	Won 23-20 (ot)	45-yd. field goal drive with 3:19 left in overtime
vs. Tennessee (10/13/13)	tied 10-10	Won 20-13	29-yd. field goal drive at 11:23
vs. Tampa Bay (11/3/13)	trail 24-14	Won 27-24 (ot)	27-yd. field goal drive with 8:11 left in overtime
vs. San Francisco (1/19/14)^	trail 17-13	Won 23-17	35-yd. pass to Jermaine Kearse at 13:44
vs. Denver (9/21/14)	tied 20-20	Won 26-20	touchdown drive with 9:14 left in overtime
at Carolina (10/26/14)	trail 9-6	Won 13-9	23-yd. pass to Luke Willson at 0:47
vs. N.Y. Giants (11/9/14)	tied 17-17	Won 38-17	touchdown drive at 12:47
vs. St. Louis (12/28/14)	tied 6-6	Won 20-6	touchdown drive at 12:07
vs. Green Bay (1/18/15)^	tied 22-22	Won 28-22 (ot)	35-yd. pass to Jermaine Kearse with 11:41 left in OT
at Dallas (11/1/15)	trail 12-10	Won 13-12	24-yd. field goal drive at 1:04
vs. Pittsburgh (11/29/15)	trail 27-26	Won 39-30	30-yd. pass to Doug Baldwin at 8:12
at Minnesota (1/10/16)*	trail 9-0	Won 10-9	46-yd. field goal drive at 8:04
<b>vs. Miami (9/11/16)</b>	<b>trail 10-6</b>	<b>Won 12-10</b>	<b>2-yd. pass to Doug Baldwin at 0:31</b>
<b>vs. Atlanta (10/16/16)</b>	<b>trail 24-23</b>	<b>Won 26-24</b>	<b>44-yd. field goal drive at 1:57</b>
<b>at New England (11/13/16)</b>	<b>trail 24-22</b>	<b>Won 31-24</b>	<b>23-yd. field goal drive at 8:56</b>

\* NFC Wild Card Game

^ NFC Championship Game

### Most Game-Winning Drives in 4th Qtr./OT Since 2012 (Regular Season & Postseason)

<b>Russell Wilson, Sea</b>	<b>21</b>
Matthew Stafford, Det	21
Matt Ryan, Atl	17
Andrew Luck, Ind	16
Tony Romo, Dal	16
Joe Flacco, Bal	15

## 6-0 on Monday Night Football

Russell Wilson has won his first six starts on Monday Night Football, joining Neil O'Donnell (7-0) and Bob Griese (6-0) as the only quarterbacks to win their first six-plus starts in Monday Night Football history. Seattle defeated Buffalo, 31-25, in Week 9.

### Quarterbacks to Win their First Six-Plus Starts on MNF

Neil O'Donnell	7-0
<b>Russell Wilson</b>	<b>6-0</b>
Bob Griese	6-0

### Most Wins as a Starting QB on MNF Without a Loss

7	Neil O'Donnell
<b>6</b>	<b>Russell Wilson</b>



# Player Notes (by number)



**#4**

## Steven Hauschka

### 4th Highest FG % in NFL History

Steven Hauschka's 87.0% career field goal percentage ranks fourth in NFL history and since 2011, he ranks seventh in the NFL in field goal percentage under 50 yards (91.2).

#### Highest Field Goal %, NFL History (min. 100 made)

Player	Pct.	FGM	FGA	Long
Justin Tucker, Bal	89.8	167	186	61
Dan Bailey, Dal	89.4	169	189	56
Stephen Gostkowski, NE	87.2	301	345	57
<b>Steven Hauschka, Sea</b>	<b>87.0</b>	<b>187</b>	<b>215</b>	<b>58</b>
Mike Vanderjagt	86.5	230	266	54

#### Highest Field Goal % Under 50 Yards Since 2011 (min. 75 att.)

Player	FGM	FGA	Pct.
Justin Tucker, Bal	139	146	95.2
Dan Bailey, Dal	145	154	94.2
Nick Novak, Hou	137	149	91.9
Adam Vinatieri, Ind	141	154	91.6
Matt Bryant, Atl	138	151	91.4
Sebastian Janikowski, Oak	126	138	91.3
<b>Steven Hauschka, Sea</b>	<b>156</b>	<b>171</b>	<b>91.2</b>
Dan Carpenter, Buf	141	156	90.4

### 18 Straight Games with a Made FG

Given the nickname Hausch-money, kicker Steven Hauschka has become one of the most consistent kickers in the NFL.

He has posted four straight seasons with 29-plus field goals made and 115-plus points. He set a career-high with a .943 conversion percentage in 2013 and tied the club-record with a 58-yard field goal made at Carolina (10/26/14). **He was a perfect six-for-six from 50+ last season.**

#### Most Consecutive Field Goals Made, Club History

30	Olindo Mare	2009-10
22	Steven Hauschka	2013
19	Steven Hauschka	2014-15
19	Steven Hauschka	2012-13

#### Most Consecutive Games Scoring a FG, Club History

<b>18</b>	<b>Steven Hauschka</b>	<b>2015-16</b>
14	Steven Hauschka	2011-12
12	Todd Peterson	1997-98
11	Steven Hauschka	2014-15

#### Longest Field Goal Made, Club History

58	Steven Hauschka	at Car	10/26/14
	Josh Brown	at GB	10/5/03
55	Josh Brown	vs. Dal	10/23/05

### 93 Consecutive Games Scoring

With his points vs. Arizona (12/24), kicker Steven Hauschka has scored in 93 consecutive games, a franchise-record.

#### Most Consecutive Games Scoring, Club History

<b>93</b>	<b>Steven Hauschka</b>	<b>2011-</b>
84	Josh Brown	2003-07
80	Todd Peterson	1995-99

### 171 Field Goals Made for Seattle

Steven Hauschka set the franchise-record for career field goals made in Week 10 at New England (11/13).

#### Most Field Goals Made, Club History

<b>171</b>	<b>Steven Hauschka</b>	<b>2011-</b>
159	Norm Johnson	1982-90
126	Todd Peterson	1995-99

### 51 Touchbacks

Steven Hauschka ranks fifth in the NFC (T8th NFL) with 51 touchbacks this season.

#### Most Touchbacks, NFL

66	Josh Lambo	San Diego
62	Dustin Hopkins	Washington
60	Graham Gano	Carolina
58	Matt Boshier	Atlanta
55	Dan Bailey	Dallas
55	Jason Myers	Jacksonville
55	Ryan Succop	Tennessee
<b>51</b>	<b>Steven Hauschka</b>	<b>Seattle</b>
51	Justin Tucker	Baltimore

**#9**

## Jon Ryan

### 142 Consecutive Games Played

In his ninth season in Seattle, punter Jon Ryan holds franchise records for most punts (674), punt yards (30,167), punts inside the 20 (246) and longest punt (77).

Ryan has also played in a franchise-record 142 consecutive games.

#### Most Consecutive Games Played, Club History

<b>142</b>	<b>Jon Ryan</b>	<b>2008-</b>
135	Chris Gray	1998-2006
125	Joe Nash	1988-95

# Player Notes (by number)



**#25**

**Richard Sherman**

## 30 Interceptions Since 2011

Richard Sherman had 24 interceptions in his first four seasons, tying for third-place in NFL history with Seahawks Ring of Honor safety Kenny Easley.

With a career-high eight interceptions in 2012 and 2013, he became the first player since Champ Bailey (2005-06) to record back-to-back seasons of at least eight interceptions.

### Most Interceptions Since 2011

Player	No.
<b>Richard Sherman, Sea</b>	<b>30</b>
Reggie Nelson, Oak	26
Kurt Coleman, Car	20
Patrick Peterson, Ari	20
<b>Earl Thomas, Sea</b>	<b>18</b>

## 96 Passes Defensed Since 2011

Despite quarterbacks avoiding Richard Sherman's side of the field in recent years, he still ranks first in the NFL with 96 passes defensed since 2011.

### Most Passes Defensed Since 2011

Player	No.
<b>Richard Sherman, Sea</b>	<b>96</b>
Johnathan Joseph, Hou	83
Joe Haden, Cle	82
Dominique Rodgers-Cromartie, NYG	80
Tramon Williams, Cle	77

## Most Interceptions in Club History

Richard Sherman and Earl Thomas rank fifth and sixth on Seattle's all-time interceptions list, respectively.

### Most Career Interceptions, Club History

Dave Brown, 1976-86	50
Eugene Robinson, 1985-95	42
John Harris, 1978-85	41
Kenny Easley, 1981-87	32
<b>Richard Sherman, 2011-</b>	<b>30</b>
<b>Earl Thomas, 2010-</b>	<b>23</b>
Marcus Trufant, 2003-12	21
Darryl Williams, 1996-99	20
Shawn Springs, 1997-2003	20
Keith Simpson, 1978-85	19

**#34**

**Thomas Rawls**

## Rawls in the Record Books

Thomas Rawls had a career day last season vs. San Francisco, placing himself in the top-three of two of the best performances in Seattle history.

### Most Rushing Yards in a Single-Game, Club History

266	Shaun Alexander	vs. Oakland	11/11/01
<b>209</b>	<b>Thomas Rawls</b>	<b>vs. San Francisco</b>	<b>11/22/15</b>
207	Curt Warner	vs. Kansas City (ot)	11/27/83

### Most Scrimmage Yards in a Single-Game, Club History

273	Shaun Alexander	vs. Oakland	11/11/01
261	Steve Largent	vs. Detroit	10/18/87
<b>255</b>	<b>Thomas Rawls</b>	<b>vs. San Francisco</b>	<b>11/22/15</b>

**#33**

**Kelcie McCray**

## 108 Snaps Played

In the overtime tie at Arizona (10/23), McCray played an NFL season-high 108 snaps (95 defense, 13 special teams), subbing for an injured Kam Chancellor.

**#54**

**Bobby Wagner**

## NFL Leading Tackler

With his 15-tackle performance in Week 11 vs. Philadelphia (11/20), he **became the first player in franchise history to record five-consecutive 100-tackle seasons.**

His 155 tackles this season set the single-season franchise mark.

### Leading Tacklers, NFL

Player	Total	Solo	Ast.
<b>Bobby Wagner, Sea</b>	<b>155</b>	<b>75</b>	<b>80</b>
Sean Lee, Dal	145	93	52
Zach Brown, Buf	138	93	45
Kwon Alexander, TB	135	102	33
Alec Ogletree, L.A.	132	95	37

### Most Tackles, Club History

Player	Year	Total	Solo	Ast.
<b>1. Bobby Wagner</b>	<b>2016</b>	<b>155</b>	<b>75</b>	<b>80</b>
2. Terry Beeson	1978	153	n/a	n/a
3. Chad Brown	1998	150	119	31
4. Anthony Simmons	2000	147	119	28
5. Bobby Wagner	2012	140	86	54

# Player Notes (by number)



**#55 Frank Clark**  
**#56 Cliff Avril**

## 11.5 Sacks (3rd NFC, T4th NFL)

Cliff Avril leads Seattle with a career-high 11.5 sacks while fellow linemate Frank Clark ranks second on the team (T16th NFL) with a career-high 9.0 sacks.

Avril's **25 quarterback hits rank second in the NFL.**

As a team, Seattle ranks seventh in the NFL with 37.0 sacks.

### Most Sacks, NFL

1. 14.5 Vic Beasley, Atl
2. 13.5 Von Miller, Den
3. 12.0 Danielle Hunter, Min
4. **11.5 Cliff Avril, Sea**
  - 11.5 Lorenzo Alexander, Buf
  - 11.5 Cameron Wake, Mia
7. 11.0 Ryan Kerrigan, Was
  - 11.0 Khalil Mack, Oak
9. 10.5 Brian Orakpo, Ten
10. 10.0 four players tied
14. 9.5 two players tied
16. **9.0 Frank Clark, Sea**

## 26 Sack/Fumbles First in the NFL

Cliff Avril's 26 sack/fumbles since 2008 rank first in the NFL.

### Most Sack/Fumbles Since 2008

<b>26</b>	<b>Cliff Avril</b>	<b>Seattle</b>
25	Robert Mathis	Indianapolis
23	Tamba Hali	Kansas City
20	DeMarcus Ware	Denver

**#72**  
**Michael Bennett**

## Top-10 Seahawks Sack Leaders

Michael Bennett is 0.5 sack away from sole possession of tenth-place on the Seahawks all-time sacks leaders list.

### Most Sacks, Franchise History

1. 116.0 Jacob Green, 1980-91
2. 73.5 Michael Sinclair, 1991-01
3. 63.0 Jeff Bryant, 1982-93
4. 58.0 Cortez Kennedy, 1990-2000
5. 48.0 Chad Brown, 1997-2004
6. 47.5 Joe Nash, 1982-96
7. 38.0 Chris Clemons, 2010-13
8. 37.5 Rufus Porter, 1988-94
9. **33.5 Cliff Avril, 2013-**
10. **29.0 Michael Bennett, 2013-**
  - 29.0 Rocky Bernard, 2002-08

**#74**  
**George Fant**

## From Power Forward to Tackle

Rookie George Fant started as an injury replacement and has now taken over left tackle duties.

He was a four-year starter on Western Kentucky's basketball team and used his fifth-year of eligibility to play tight end and defensive line for the Hilltoppers, his first football action since the eighth grade. He recorded one catch for seven yards and two assisted tackles.

He ranked 13th in scoring and eighth in rebounding at the time of his departure and was a three-time all-conference selection as a basketball player.

### George Fant's Western Kentucky Basketball Career

Year	GP/GS	FG%	FT%	Reb.	Avg.	Pts.	Avg.
2011-12	31/24	.476	.664	188	6.1	321	10.4
2012-13	35/35	.482	.605	232	6.6	447	12.8
2013-14	31/31	.530	.548	206	6.6	412	13.3
2014-15	32/32	.530	.620	268	8.4	441	13.8
<b>Totals</b>	<b>129/122</b>	<b>.506</b>	<b>.604</b>	<b>894</b>	<b>6.9</b>	<b>1,621</b>	<b>12.6</b>

**#88**  
**Jimmy Graham**

## 100 Yard Games Back-to-Back

Jimmy Graham became the first tight end in franchise history to record back-to-back 100 yard games in Weeks 3-4, and holds four of the top-nine 100-yard games in franchise history.

### 100-yard Games by a TE, Franchise History

Player	Att.	Yards	Avg.	LG	TD
<b>Jimmy Graham vs. Car (10/18/15)</b>	<b>8</b>	<b>140</b>	<b>17.5</b>	<b>45</b>	<b>0</b>
Charle Young at SD (10/9/83)	7	140	20.0	43	0
Luke Willson at Ari (12/21/14)	3	139	46.3	80t	2
Itula Mili at SD (12/29/02)	7	119	17.0	49	0
<b>Jimmy Graham at NYJ (10/2/16)</b>	<b>6</b>	<b>113</b>	<b>18.8</b>	<b>27</b>	<b>0</b>
John Carlson at Dal (11/27/08)	6	105	17.5	33	0
Anthony McCoy vs. Ari (12/9/12)	3	105	35.0	67	0
<b>Jimmy Graham vs. Buf (11/7/16)</b>	<b>8</b>	<b>103</b>	<b>12.9</b>	<b>18t</b>	<b>2</b>
<b>Jimmy Graham vs. SF (9/25/16)</b>	<b>6</b>	<b>100</b>	<b>16.7</b>	<b>40</b>	<b>1</b>

## 5 100-Yard Games Since 2014

Jimmy Graham has three 100-yard games this season, and since 2014, his five 100-yard games ranks fourth in the NFL.

### 100-yard Games by a TE Since 2014, NFL

Rob Gronkowski, NE	11
Greg Olsen, Car	8
Travis Kelce, KC	6
<b>Jimmy Graham, Sea</b>	<b>5</b>

# Player Notes (by number)



## #89 Doug Baldwin

### 366 Seahawks Receptions

In Week 2 at Los Angeles (9/18), Doug Baldwin passed Joey Galloway for sixth-place on Seattle's all-time receptions list.

#### Most Receptions, Club History

1. 819 Steve Largent 1976-89
2. 581 Brian Blades 1988-98
3. 471 John L. Williams 1986-93
4. 441 Darrell Jackson 2000-06
5. 399 Bobby Engram 2001-08
6. **366 Doug Baldwin 2011-**
7. 283 Joey Galloway 1995-99
8. 244 Koren Robinson 2001-04, '08

### 36 Seahawks Receiving Touchdowns

In Week 16 vs. Arizona (12/24), Doug Baldwin moved in to fourth-place on Seattle's all-time receiving touchdowns list.

#### Most Receiving Touchdowns, Club History

1. 100 Steve Largent 1976-89
2. 47 Darrell Jackson 2000-06
3. 37 Joey Galloway 1995-99
4. **36 Doug Baldwin 2011-**
- 36 Daryl Turner 1984-87
6. 34 Brian Blades 1988-98
7. 21 Sam McCullum 1976-81
8. 18 Bobby Engram 2001-08

### 92 Receptions (4th NFL)

Doug Baldwin's career-high 92 receptions rank fourth in the NFL and he needs three more to set the single-season franchise mark with 95 and eight more to become the first Seahawks receiver with 100 receptions in a single-season.

#### Leading Receivers, NFL

Player	Rec.	Yards	Long	TD
1. Antonio Brown, Pit	106	1,284	51	12
2. Larry Fitzgerald, Ari	102	980	32	5
3. Odell Beckham, Jr. NYG	96	1,323	75t	10
4. <b>Doug Baldwin, Sea</b>	<b>92</b>	<b>1,084</b>	<b>59</b>	<b>7</b>
5. Mike Evans, TB	91	1,256	45t	11
Jordy Nelson, GB	91	1,191	60	14
7. Julian Edelman, NE	90	955	35	2
8. Demaryius Thomas, Den	86	1,036	55t	5

### 4,910 Seahawks Receiving Yards

Doug Baldwin ranks fourth in Seahawks history with 4,910 receiving yards.

#### Most Receiving Yards, Club History

1. 13,089 Steve Largent 1976-89
2. 7,620 Brian Blades 1988-98
3. 6,445 Darrell Jackson 2000-06
4. **4,910 Doug Baldwin 2011-**
5. 4,859 Bobby Engram 2001-08
6. 4,457 Joey Galloway 1995-99
7. 4,151 John L. Williams 1986-93
8. 3,567 Koren Robinson 2001-04, '08
9. 3,409 Sam McCullum 1976-81
10. 2,347 Deion Branch 2006-10

### 13 Special Teams Scores Since 2010

It takes all three phases to win in the NFL and special teams coach Brian Schneider has put together one of the best special teams units in the NFL over the last seven seasons.

#### Seattle Special Teams Scores Since 2010

Play	Game	Date	Play	Game	Date
101-yd. KOR by Leon Washington	vs. SD	9/26/10	Muffed punt in endzone TD, Malcolm Smith	vs. Ari	12/9/12
99-yd. KOR by Leon Washington	vs. SD	9/26/10	90-yd. blocked field goal TD, Richard Sherman	vs. SF	12/23/12
10-yd. blocked punt TD, Earl Thomas	vs. KC	11/28/10	blocked punt out of endzone, Jermaine Kearse	at Ind	10/6/13
92-yd. KOR by Leon Washington	vs. SF	12/12/10	25-yd. blocked punt TD, Mike Morgan	vs. Dal	10/12/14
17-yd. blocked punt TD, Mike Robinson	vs. StL	11/12/11	57-yd. punt return by Tyler Lockett	at StL	9/13/15
3-yd. blocked punt TD, Jeron Johnson	vs. Dal	9/16/12	105-yd. kickoff return by Tyler Lockett	vs. Chi	9/27/15
98-yd. KOR by Leon Washington	at Mia	11/25/12			

#### Most Blocks Since 2010

- 21 Oakland
- 18 **Seattle**
- 18 Miami
- 17 Arizona
- 13 Chicago

#### Most TDs/Safeties Since 2010

- 15 Minnesota
- 14 Philadelphia
- 14 Baltimore
- 13 **Seattle**
- 10 Denver

#### Most Takeaways on Punt/KOR Since 2010

- 21 Oakland
- 18 N.Y. Giants
- 17 Kansas City
- 16 New England
- 14 **Seattle**





## 100 Combined Career Wins Club

Pete Carroll ranks 38th in NFL history with 111 combined wins and became the 39th coach in NFL history with 100 wins in the regular season.

### Most Combined Wins in NFL History

Coach	Regular Season				Postseason			Combined			
	W	L	T	Pct.	W	L	Pct.	W	L	T	Pct.
32. George Allen	116	47	5	.712	2	7	.222	118	54	5	.686
Norv Turner	114	122	1	.483	4	4	.500	118	126	1	.484
34. Dennis Green	113	94	0	.546	4	8	.333	117	102	0	.534
Marvin Lewis, Cin	117	103	3	.531	0	7	.000	117	110	3	.515
36. Don Coryell	111	83	1	.572	3	6	.333	114	89	1	.561
37. John Madden	103	32	7	.759	9	7	.563	112	39	7	.739
<b>38. Pete Carroll, Sea</b>	<b>102</b>	<b>72</b>	<b>1</b>	<b>.586</b>	<b>9</b>	<b>6</b>	<b>.600</b>	<b>111</b>	<b>78</b>	<b>1</b>	<b>.587</b>
39. Ray (Buddy) Parker	104	75	9	.581	3	1	.750	107	76	9	.585
40. Vince Lombardi	96	34	6	.739	9	1	.900	105	35	6	.750
Tom Flores	97	87	0	.527	8	3	.727	105	90	0	.538
42. Bill Walsh	92	59	1	.609	10	4	.714	102	63	1	.617
43. Jon Gruden	95	81	0	.540	5	4	.556	100	85	0	.541

## 111 Career Wins for Pete Carroll (Regular + Postseason)

Pete Carroll is the seventh active coach and 43rd coach in NFL history with 100 combined wins.

Year	Team	W	L	T	Pct.	Finish
1994	N.Y. Jets	6	10	0	.375	5th, AFC East
1997	New England	10	6	0	.625	1st, AFC East
						<i>Wild Card victory vs. Miami, 17-3</i>
						<i>Divisional Playoff loss at Pittsburgh, 7-6</i>
1998	New England	9	7	0	.563	4th, AFC East
						<i>Wild Card loss at Jacksonville, 25-10</i>
1999	New England	8	8	0	.500	T4th, AFC East
2010	Seattle	7	9	0	.438	1st, NFC West
						<i>Wild Card victory vs. New Orleans, 41-36</i>
						<i>Divisional Playoff loss at Chicago, 35-24</i>
2011	Seattle	7	9	0	.438	3rd, NFC West
2012	Seattle	11	5	0	.688	2nd, NFC West
						<i>Wild Card victory at Washington, 24-14</i>
						<i>Divisional Playoff loss at Atlanta, 30-28</i>
2013	Seattle	13	3	0	.813	1st, NFC West
						<i>Divisional Playoff victory vs. New Orleans, 23-15</i>
						<i>Championship Game victory vs. San Francisco, 23-17</i>
						<i>Super Bowl XLVIII victory vs. Denver, 43-8</i>
2014	Seattle	12	4	0	.750	
						<i>Divisional Playoff victory vs. Carolina, 31-17</i>
						<i>Championship Game victory vs. Green Bay, 28-22 ot</i>
						<i>Super Bowl XLIX loss vs. New England, 28-24</i>
2015	Seattle	10	6	0	.600	2nd, NFC West
						<i>Wild Card victory at Minnesota, 10-9</i>
						<i>Divisional Playoff loss at Carolina, 31-24</i>
2016	Seattle	9	5	1	.633	
Reg. Season (11 Yrs.)		102	72	1	.586	
Postseason (7 Yrs.)		9	6	0	.600	
Combined Record		111	78	1	.587	



## 20th Season as Seahawks Chairman

Paul Allen enters his 20th season as Seahawks chairman after purchasing the franchise on June 30, 1997, after a public-private partnership was crafted and approved by Washington state voters to build a new stadium, CenturyLink Field.

In his championship vision, he has witnessed the most successful stretch in Seahawks history, including the franchise's first Super Bowl title after the 2013 season, a 43-8 victory over the Denver Broncos in Super Bowl XLVIII.

"As an owner who was born and raised here, it's a very special moment and the fulfillment of a dream, not just for me, but for everyone on the team," Mr. Allen said postgame.

Seattle ranks in the top-10 in wins and top-five in multiple postseason categories since the 1997 season.

### Most Regular Season Wins Since 1997

#### Most Regular Season Wins Since 1997

Team	W	L	T	Pct.
1. New England Patriots	227	92	0	.712
2. Green Bay Packers	202	116	1	.635
3. Pittsburgh Steelers	198	120	1	.622
4. Denver Broncos	195	124	0	.611
5. Indianapolis Colts	194	125	0	.608
6. Baltimore Ravens	177	141	1	.556
<b>7. Seattle Seahawks</b>	<b>176</b>	<b>142</b>	<b>1</b>	<b>.553</b>
8. Philadelphia Eagles	172	145	2	.542
9. N.Y. Giants	170	148	1	.534
10. Minnesota Vikings	167	151	1	.525

### Most Combined Wins Since 1997

Team	W	L	T	Pct.
1. New England Patriots	250	103	0	.708
2. Green Bay Packers	214	129	1	.624
3. Pittsburgh Steelers	212	129	1	.621
4. Denver Broncos	209	132	0	.613
5. Indianapolis Colts	206	138	0	.599
6. Baltimore Ravens	192	149	1	.563
<b>7. Seattle Seahawks</b>	<b>188</b>	<b>152</b>	<b>1</b>	<b>.553</b>
8. Philadelphia Eagles	182	155	2	.540
9. N.Y. Giants	180	154	1	.539
10. Minnesota Vikings	173	160	1	.519

### Most Postseason Wins Since 1997

Team	W	L	T	Pct.
1. New England Patriots	23	11	0	.676
2. Baltimore Ravens	15	8	0	.652
3. Denver Broncos	14	8	0	.636
Pittsburgh Steelers	14	9	0	.609
<b>5. Seattle Seahawks</b>	<b>12</b>	<b>10</b>	<b>0</b>	<b>.545</b>
Green Bay Packers	12	13	0	.480
Indianapolis Colts	12	13	0	.480
8. N.Y. Giants	10	6	0	.625
Philadelphia Eagles	10	10	0	.500
10. San Francisco 49ers	8	7	0	.533

### Most Playoff Appearances Since 1997

- 16 New England Patriots
- 14 Green Bay Packers
- 14 Indianapolis Colts
- 12 Seattle Seahawks**
- 12 Pittsburgh Steelers
- 11 Denver Broncos

### Most Division Titles Since 1997

- 15 New England Patriots
- 10 Indianapolis Colts
- 9 Seattle Seahawks**
- 9 Green Bay Packers
- 9 Pittsburgh Steelers

### Most Super Bowl Appearances Since 1997

- 6 New England Patriots
- 4 Denver Broncos
- 3 Seattle Seahawks**
- 3 N.Y. Giants
- 3 Pittsburgh Steelers



## THE ENFORCER IS UP FOR THE PRO FOOTBALL HALL OF FAME'S CLASS OF 2017

On August 15, safety Kenny Easley was selected as the Senior Finalist for the Pro Football Hall of Fame's Class of 2017. Easley was picked by the Hall of Fame's Seniors Committee that met in Canton that day.

Easley was selected out of UCLA by the Seattle Seahawks as the fourth player overall in the 1981 NFL Draft. He embarked on a spectacular seven-year career during which he recorded multiple interceptions each season. In all, he amassed 32 interceptions which he returned for 538 yards and three touchdowns. He was also noted as a dominant tackler and added 8.0 career sacks. His finest season came in 1984 when he was named the NFL's Defensive Player of the Year when he registered a league-leading 10 interceptions and two pick-sixes. Easley was named first-team All-Pro four straight years (1982-85) and voted to five Pro Bowls. He is also a member of the NFL's All-Decade Team of the 1980s.

The Seniors Committee is comprised of nine members of the overall selection committee. Through mail vote, the 2017 senior nominees were reduced to a final list of candidates. Then, on a rotating basis, five of the nine members met at the Pro Football Hall of Fame in Canton to discuss each of the senior candidates and select the finalist. A senior nominee is a player whose career ended at least 25 years ago.

Easley must receive the same 80 percent voting support that is required of all finalists. The Hall's Selection Committee, at its annual meeting to be held on Saturday, February 4, 2017 in Houston, Texas, will consider 18 finalists, including one Senior (Easley), two Contributors (Jerry Jones, Paul Tagliabue), and 15 Modern-Era finalists (to be determined from a preliminary list announced in mid-September). Current bylaws call for a class no smaller than four or larger than eight. The Senior Finalist will be voted on for election independent of the other finalists.

The Class of 2017 will be formally enshrined during the Pro Football Hall of Fame Enshrinement Week in Canton next August.



**KENNY EASLEY**

Safety 6-3 198  
 UCLA  
 7 Seahawks Seasons  
 1st Round 1981  
 Seattle Games/Starts: 89/87  
 Career Games/Starts: 89/87  
 Birthdate: January 15, 1959  
 Chesapeake, Virginia  
 Ring of Honor: October 14, 2002 **45**

Kenny Easley was inducted into the Ring of Honor on October 14, 2002, with a sellout crowd and millions watching the Monday Night Football halftime ceremony at home. Easley redefined the strong safety position in seven years from 1981-87. Voted by the Associated Press as the NFL Defensive Player of the Year in 1984, Easley had 32 interceptions in his storied career. This fierce hitter registered 107 tackles, three interceptions and returned an interception 82 yards vs. Cleveland in his rookie campaign, earning him AFC Rookie of the Year by the NFL Players' Association. The following season, Easley would earn the first of five Pro Bowl appearances, including

being named a starter from 1983-85, and again in 1987. The crowning jewel of Easley's career came in 1984 where he spearheaded the NFL's sixth-rated defense that culminated into a Seahawks record 12 wins in the regular season and a Wild Card victory over the rival Los Angeles Raiders. He tied a Seahawks team record by intercepting 10 passes, including three against San Diego on October 29. Easley would be named first-team All-NFL by the Associated Press for the second year in a row and was bestowed that honor again in 1985. Easley finished his career with 498 tackles, seven sacks, 10 forced fumbles, nine fumble recoveries, and 32 interceptions.

### EASLEY'S SINGLE-GAME HIGHS

Interceptions: 3\* vs. San Diego (10/29/84)  
 Longest Interception Return: 82 vs. Cleveland (12/20/81)  
 Most Yards Returned: 125 vs. Cleveland (12/20/81)  
 Most Touchdowns: 1, 3 times, last vs. Kansas City (11/4/84)  
 \* Team Record

### EASLEY'S NFL RECORD

Club	G/S	Tkl.	QB	Int.	Yds.	Avg.	LG	TD	FF	FR
1981 Seattle	14/14	107	0.0	3	155	51.7	82t	1	0	4
1982 Seattle	8/8	55	2.0	4	48	12.0	44	0	1	1
1983 Seattle	16/15	82	3.0	7	106	13.2	38	0	1	3
1984 Seattle	16/16	75	0.0	10*	126	12.6	58	2	3	1
1985 Seattle	13/13	79	2.0	2	22	11.0	16	0	3	1
1986 Seattle	10/10	59	1.0	2	34	17.0	24	0	2	0
1987 Seattle	12/11	41	0.0	4	47	11.8	22	0	0	1
Career Totals	89/87	498	8.0	32	538	15.8	82t	3	10	11
Seahawks Totals	89/87	498	8.0	32	538	15.8	82t	3	10	11

\* Team Record

Playoff Games Played/Started: 1983: 3/3, 1984: 2/2. Career: 5/5

SEATTLE SEAHAWKS / WEEK 16 / THROUGH MONDAY, DECEMBER 26, 2016

WON 9, LOST 5, TIED 1		* RUSHING		No.	Yds	Avg	Long	TD									
09/11	W 12-10	Miami	69,012	Michael	TM	117	469	4.0	41t	6							
09/18	L 3- 9	at Los Angeles	91,046	Rawls		101	335	3.3	45t	2							
09/25	W 37-18	San Francisco	69,010	Wilson		70	255	3.6	18	1							
10/02	W 27-17	at New York Jets	78,160	Prosise		30	172	5.7	72t	1							
10/16	W 26-24	Atlanta	69,071	Lockett		6	114	19.0	75t	1							
10/23	T 6- 6 OT	at Arizona	65,089	Collins		24	70	2.9	13	1							
10/30	L 20-25	at New Orleans	73,188	Pope	LG	12	44	3.7	18	0							
11/07	W 31-25	Buffalo	69,084	Pope	TM	11	43	3.9	18	0							
11/13	W 31-24	at New England	66,829	Ryan		1	26	26.0	26	0							
11/20	W 26-15	Philadelphia	69,190	Magee	LG	3	12	4.0	5	0							
11/27	L 5-14	at Tampa Bay	63,674	Magee	TM	3	12	4.0	5	0							
12/04	W 40- 7	Carolina	69,104	Spiller	TM	3	9	3.0	13	0							
12/11	L 10-38	at Green Bay	78,057	Baldwin		3	2	0.7	4	0							
12/15	W 24- 3	Los Angeles	69,067	M. Johnson	LG	1	2	2.0	2	0							
12/24	L 31-34	Arizona	69,050	Tukuafu		2	2	1.0	2	0							
01/01		at San Francisco		Farmer		1	1	1.0	1	0							
		Sea.	Opp.	Graham		1	0	0.0	0	0							
TOTAL FIRST DOWNS		295	293	Reece	LG	1	0	0.0	0	0							
	Rushing	80	87	Reece	TM	1	0	0.0	0	0							
	Passing	190	173	Boykin		4	-6	-1.5	1	0							
	Penalty	25	33	TEAM		378	1504	4.0	75t	12							
	3rd Down: Made/Att	76/195	80/201	OPPONENTS		410	1425	3.5	34	14							
	3rd Down Pct.	39.0	39.8	* RECEIVING		No.	Yds	Avg	Long	TD							
	4th Down: Made/Att	4/10	4/17	Baldwin		92	1084	11.8	59	7							
	4th Down Pct.	40.0	23.5	Graham		61	859	14.1	40	6							
POSSESSION AVG.		29:36	30:24	Lockett		41	597	14.6	57t	1							
TOTAL NET YARDS		5339	4846	Kearse		39	466	11.9	31	1							
	Avg. Per Game	355.9	323.1	Michael	TM	20	96	4.8	13	1							
	Total Plays	947	962	Richardson		17	248	14.6	39	1							
	Avg. Per Play	5.6	5.0	Prosise		17	208	12.2	43	0							
NET YARDS RUSHING		1504	1425	Rawls		13	96	7.4	20	0							
	Avg. Per Game	100.3	95.0	Willson		12	103	8.6	19	1							
	Total Rushes	378	410	Collins		10	80	8.0	14	0							
NET YARDS PASSING		3835	3421	McEvoy		7	124	17.7	42t	2							
	Avg. Per Game	255.7	228.1	M. Johnson	LG	5	44	8.8	21	0							
	Sacked/Yards Lost	40/287	37/248	Spiller	TM	5	43	8.6	24	1							
	Gross Yards	4122	3669	Reece	LG	3	47	15.7	31	0							
	Att./Completions	529/345	515/314	Reece	TM	3	47	15.7	31	0							
	Completion Pct.	65.2	61.0	Vannett		3	32	10.7	21	0							
	Had Intercepted	12	11	Wilson		2	14	7.0	15t	1							
PUNTS/AVERAGE		68/43.3	73/42.6	B. Williams		1	16	16.0	16	0							
NET PUNTING AVG.		68/39.5	73/37.6	Pope	LG	1	5	5.0	5	0							
PENALTIES/YARDS		113/936	99/900	Pope	TM	1	5	5.0	5	0							
FUMBLES/BALL LOST		19/6	16/6	Farmer		1	4	4.0	4	0							
TOUCHDOWNS		35	30	TEAM		345	4122	11.9	59	22							
	Rushing	12	14	OPPONENTS		314	3669	11.7	80t	15							
	Passing	22	15	* INTERCEPTIONS		No.	Yds	Avg	Long	TD							
	Returns	1	1	Sherman		4	37	9.3	31	0							
* SCORE BY PERIODS		Q1	Q2	Q3	Q4	OT	PTS	Chancellor	2	5	2.5	5	0				
TEAM		63	122	43	98	3	329	Thomas	2	5	2.5	5	0				
OPPONENTS		55	83	38	90	3	269	Morgan	1	14	14.0	14	0				
* SCORING		TD-Ru	Pa-Rt	K-PAT	FG	S	PTS	Wagner	1	9	9.0	9	0				
Hauschka	0	0	0	0	28/33	29/33	0	115	Shead	1	2	2.0	2	0			
Baldwin	7	0	7	0			0	42	TEAM	11	72	6.5	31	0			
Michael	7	6	1	0			0	42	OPPONENTS	12	153	12.8	32	0			
Graham	6	0	6	0			0	36	* PUNTING	No.	Yds	Avg	Net	TB	In	Lg	B
Lockett	2	1	1	0			0	12	Ryan	67	2942	43.9	39.5	3	25	62	1
McEvoy	2	0	2	0			0	12	TEAM	68	2942	43.3	39.5	3	25	62	1
Rawls	2	2	0	0			0	12	OPPONENTS	73	3111	42.6	37.6	6	31	66	1
Wilson	2	1	1	0			0	12	* PUNT RETURNS	Ret	FC	Yds	Avg	Long	TD		
Collins	1	1	0	0			0	6	Lockett	29	22	243	8.4	62	0		
Kearse	1	0	1	0			0	6	Sherman	0	2	0	---	---	0		
Prosise	1	1	0	0			0	6	TEAM	29	24	243	8.4	62	0		
Richardson	1	0	1	0			0	6	OPPONENTS	26	21	195	7.5	24	0		
Spiller	1	0	1	0			0	6	* KICKOFF RETURNS	No.	Yds	Avg	Long	TD			
Thomas	1	0	0	1			0	6	Lockett	23	606	26.3	46	0			
Willson	1	0	1	0			0	6	Richardson	4	95	23.8	32	0			
Reece	0	0	0	0			0	2	Marsh	2	17	8.5	10	0			
Reece	0	0	0	0			0	2	Spiller	2	46	23.0	24	0			
TEAM	35	12	22	1	28/33	29/33	1	329	Howsare	1	15	15.0	15	0			
OPPONENTS	30	14	15	1	26/26	19/27	0	269	B. Williams	1	12	12.0	12	0			
2-Pt Conv: Reece(TM), Reece(LG), TM 1-2,									Willson	1	0	0.0	0	0			
OPP 3-4									TEAM	33	776	23.5	46	0			
SACKS: Avril 11.5, Clark 9, Bennett 3.5,									OPPONENTS	27	560	20.7	45	0			
Marsh 3, Wright 3, Wagner 2.5, Reed 2,									* FIELD GOALS	1-19	20-29	30-39	40-49	50+			
Coyle 1, Rubin 1, Moore 0.5, TM 37, OPP 40									Hauschka	0/ 0	10/12	10/10	8/10	1/ 1			
FUM/LOST: Wilson 7/2, Ryan 3/0, Collins 2/1,									TEAM	0/ 0	10/12	10/10	8/10	1/ 1			
Graham 2/2, Michael(TM) 2/1, Baldwin 1/0,									OPPONENTS	0/ 0	4/ 6	7/ 8	7/ 8	1/ 5			
Britt 1/0, M. Johnson(LG) 1/1,																	
Spiller(TM) 1/0																	
Hauschka: (39G, 38G) (23G) (33G, 33G, 22G) (33G, 53G) (42G, 29N, 44G) (40G, 36G, 28N) (44G, 21G) (49G) (27G, 31G, 41G, 23G) (21G, 35G, 44N) (43G) (23G, 37G, 31G, 28G) (28G) (48G) (45B, 27G)																	
OPP: (41G, 27B) (39G, 28G, 47G) (22G, 53N) (34G) (33G) (39B, 46G, 45G, 24N) (22G, 53G, 21G, 41G) (31G, 54N) (30G) ( ) (48N) ( ) (51N, 38G) (36G) (53N, 42G, 43G)																	
* PASSING		Att	Cmp	Yds	Cmp%	Yds/Att	TD	TD%	Int	Int%	Long	Sack/Lost	Rating				
Wilson	514	334	3961	65.0	7.71	20	3.9	11	2.1	59	40/ 287	92.4					
Boykin	12	9	103	75.0	8.58	1	8.3	1	8.3	31	0/ 0	93.4					
Baldwin	1	1	15	100.0	15.00	1	100.0	0	0.0	15t	0/ 0	158.3					
McEvoy	1	1	43	100.0	43.00	0	0.0	0	0.0	43	0/ 0	118.8					
Ryan	1	0	0	0.0	0.00	0	0.0	0	0.0	---	0/ 0	39.6					
TEAM	529	345	4122	65.2	7.79	22	4.2	12	2.3	59	40/ 287	93.3					
OPPONENTS	515	314	3669	61.0	7.12	15	2.9	11	2.1	80t	37/ 248	83.4					



# Defensive Statistics



	Total	Solo	Assist	Sacks	Yards	QH	Int	PD	FF	FR
Wagner, B.	155	75	80	2.5	20.0	16	1	2	0	0
Wright, K.	119	65	54	3.0	7.0	7	0	5	1	1
Shead, D.	79	55	24	0	0	0	1	14	1	0
Chancellor, K.	74	41	33	0	0	0	2	8	1	0
Sherman, R.	56	36	20	0	0	0	4	13	0	1
Thomas, E.	46	24	22	0	0	0	2	10	0	1
Lane, J.	44	31	13	0	0	0	0	2	0	0
Avril, C.	39	20	19	11.5	83.5	25	0	3	5	0
McDaniel, T.	39	16	23	0	0	1	0	3	0	1
Clark, F.	43	21	22	9.0	61.5	18	0	1	1	0
McCray, K.	35	20	15	0	0	0	0	1	0	0
Rubin, A.	34	20	14	1.0	9.0	2	0	1	2	0
Reed, J.	33	11	22	2.0	7.5	5	0	3	0	0
Bennett, M.	32	21	11	3.5	26.0	18	0	0	0	0
Terrell, S.	20	11	9	0	0	0	0	1	0	1
Coyle, B.	15	7	8	1.0	1.0	1	0	0	0	0
Marsh, C.	14	10	4	3.0	29.0	6	0	0	1	1
Morgan, M.	10	6	4	0	0	0	1	1	0	0
Thorpe, N.	10	7	3	0	0	0	0	0	0	0
Moore, D.	7	3	4	0.5	3.5	1	0	0	0	0
Pierre-Louis, K.	7	3	4	0	0	0	0	0	0	0
Siliga, S.	5	3	2	0	0	0	0	0	0	0
Smith, G.	5	1	4	0	0	0	0	0	0	0
Jenkins, J.	3	0	3	0	0	0	0	0	0	0
Johnson, J.	3	0	3	0	0	0	0	0	0	0
Elliott, D.	1	1	0	0	0	0	0	0	0	0
Jefferson, Q.	1	0	1	0	0	0	0	0	0	0
Tripp, J.	1	1	0	0	0	0	0	0	0	0
McDonald, D.	0	0	0	0	0	0	0	1	0	0

## Special Teams Tackles

	Total	Solo	Assist	FF	FR	Blocks
Thorpe, N.	8	6	2	0	0	0
Elliott, D.	6	4	3	0	0	0
McDonald, D.	6	5	1	0	0	0
Chancellor, K.	5	4	1	0	0	0
Williams, B.	5	3	2	0	0	0
Pierre-Louis, K.	4	3	1	0	0	0
McCray, K.	3	3	0	0	0	0
Marsh, C.	3	2	1	0	0	1
Powell, T.	3	2	1	0	0	0
Terrell, S.	3	2	1	0	0	0
Freese, N.	3	1	2	1	0	0
Hauschka, S.	2	2	0	1	0	0
Johnson, J.	2	2	0	0	0	0
Lane, J.	2	2	0	0	0	0
Morgan, M.	2	1	1	0	0	0
Richardson, P.	2	2	0	0	0	0
Thomas, E.	2	0	2	0	0	0
Coyle, B.	1	0	1	0	0	0
Shead, D.	1	1	0	0	0	0
Tukuafu, W.	1	0	1	0	0	0
McEvoy, T.	0	0	0	0	0	1
Wagner, B.	0	0	0	0	0	1

## Fumbles

	Fum	Lost	Own-Rec	O.B.
Wilson, R.	7	2	3	1
Ryan, J.	3	0	2	0
Collins, A.	2	1	0	0
Graham, J.	2	2	0	0
Michael, C.	2	1	1	0
Baldwin, D.	1	0	0	1
Britt, J.	1	0	0	0
Spiller, C.	1	0	1	0
Glowinski, M.	0	0	2	0
Thorpe, N.	0	0	1	0

# Transactions



2/8	Signed to future contracts	TE Brandon Cottom LS Andrew East CB George Farmer WR Deshon Foxx WR Antwan Goodley DT Justin Hamilton CB Stanley Jean-Baptiste WR Douglas McNeil III C Drew Nowak G Will Pericak T Terry Poole CB Trovon Reed TE Ronnie Shields DE Josh Shirley QB Phillip Sims WR Tyler Slavin S Robert Smith DE DeAngelo Tyson WR Jeff Fuller RB Cameron Marshall	Signed	DT Jarran Reed TE Nick Vannett QB Trevone Boykin DT Brandin Bryant DB DeAndre Elliott T George Fant DE Christian French DT Lars Koht LB Steve Longa RB Tre Madden T Lene Maiava S Tanner McEvoy DE Montese Overton DE David Perkins SS Tyvis Powell DT A.J. Francis DT Lars Koht SS Robert Smith WR Jeff Fuller CB Mohammed Seisay CB Jamal Marshall LB Pete Robertson FB Taniela Tupou TE Ronnie Shields WR Tyler Slavin RB Zac Brooks LB Christian French LB Khairi Fortt CB Jamal Marshall LB Kyle Coleman LB Khairi Fortt LS Nolan Frese WR Doug Baldwin T Lene Maiava WR Montario Hunter WR Tyler Slavin TE Clayton Echard DE Chris Clemons LS Drew Ferris SS Keenan Lambert RB Cameron Marshall TE Brandon Cottom TE Cooper Helfet RB Tre Madden DE David Perkins G Kona Schwenke TE Ronnie Shields FB Jonathan Amosa G Jahri Evans WR E.Z. Nwachukwu LB Kache Palacio RB Troymaine Pope TE Joe Sommers G Rees Odhiambo RB C.J. Prorise	5/6 cont. 5/9 Released Waived/injured Signed 5/16 Waived/injured Signed 6/2 Released Signed 6/28 Released Signed Signed to extension 7/29 Released Signed 7/31 Waived/injured Signed 8/4 Placed on res./retired list Released Signed 8/6 Waived/injured Signed 8/9 Waived/injured Signed	8/11 Released Signed 8/15 Released Signed 8/16 Waived/injured Signed 8/21 Released Signed 8/29 Released Terminated veteran contract Waived/injured Placed in injured reserve 8/30 Released Waived/injured 9/3 Released Terminated veteran contract Waived/injured Traded to Oakland Acquired from Oakland 9/4 Released Claimed 9/5 Signed Signed to practice squad	DE Montese Overton DE Tylor Harris RB Cameron Marshall LB Quayshawn Nealy CB Stanley Jean-Baptiste DT Tony McDaniel FB Jonathan Amosa FB Will Tukuafu FB Kyle Coleman WR Montario Hunter DE DeAngelo Tyson CB Brandon Browner WR Deshon Foxx DT Sealver Siliga RB Zac Brooks C Patrick Lewis LB Quayshawn Nealy LB Pete Robertson G Kristjan Sokoli RB George Farmer CB Trovon Reed DE Josh Shirley WR Kevin Smith DT Brandin Bryant TE Clayton Echard WR Antwan Goodley DE Tylor Harris QB Jake Heaps S Keenan Lambert WR Kenny Lawler LB Steve Longa WR Douglas McNeil III WR E.Z. Nwachukwu LB Kache Palacio G Will Pericak RB Troymaine Pope DE Ryan Robinson CB Tye Smith DT/FB Tani Tupou WR Kasen Williams G Jahri Evans FB Will Tukuafu CB Marcus Burley DT Jordan Hill LB Eric Pinkins T Terry Poole TE Joe Sommers Cond. 2017 draft pick S Dewey McDonald DT Justin Hamilton DT Garrison Smith FB Tani Tupou DE Tylor Harris WR Kenny Lawler
-----	----------------------------	---	--------	---	---	--	--

# Transactions



9/5 cont.	WR Marcus Lucas	11/4 Released from practice sq.	RB George Farmer
	LB Kache Palacio	Signed to practice squad	RB Troymaine Pope
	G Will Pericak	11/8 Released from practice sq.	WR Kenny Lawler
	WR Rodney Smith	11/9 Signed to practice squad	RB George Farmer
	LB Jordan Tripp	11/15 Released	RB Christine Michael
	WR Kasen Williams		DT Sealver Siliga
9/6 Signed to practice squad	T Takoby Cofield	Signed	DT John Jenkins
	DT Justin Hamilton	Signed from practice squad	RB Troymaine Pope
9/8 Released from practice sq.	DE Tylor Harris	11/16 Signed to the practice sq.	WR Kenny Lawler
Signed to practice squad	CB Tye Smith	11/22 Released	T/G J' Marcus Webb
9/10 Released from practice sq.	T Takoby Cofield	Placed on PS/IR	DT Tylor Harris
Signed to practice squad	WR Antwan Goodley	Signed to practice squad	RB Zac Brooks
9/13 Released	CB Tharold Simon	11/23 Signed from practice squad	RB George Farmer
	FB Tani Tupou	Signed to practice squad	FB Malcolm Johnson
Signed	CB Neiko Thorpe	11/29 Released from practice sq.	RB Zac Brooks
	FB Will Tukuafu		FB Malcolm Johnson
Released from practice sq.	DT Justin Hamilton	Signed to practice squad	WR Kevin Smith
	WR Rodney Smith	11/30 Signed to practice squad	RB Kelvin Taylor
	WR Kasen Williams	12/3 Placed on injured reserve	LB Jordan Tripp
Signed to practice squad	DE Tylor Harris	Activated from IR	LB Mike Morgan
	QB Jake Heaps	12/6 Placed on injured reserve	S Earl Thomas
	T Michael Ola	Released	RB George Farmer
9/20 Released from practice sq.	T Michael Ola	Signed	FB Marcel Reece
	CB Tye Smith		S Jeron Johnson
Signed to practice squad	WR Kasen Williams	Released from practice sq.	WR Kevin Smith
9/21 Released	FB Will Tukuafu	Signed to practice squad	DT Shaneil Jenkins
Signed to practice squad	RB Terrence Magee	12/8 Released from practice sq.	RB Kelvin Taylor
9/24 Signed	RB Terrence Magee	Signed to practice squad	RB George Farmer
9/25 Signed to practice squad	G Robert Myers	12/13 Placed on injured reserve	RB Troymaine Pope
9/27 Released from practice sq.	WR Antwan Goodley		FB Will Tukuafu
Signed to practice squad	RB Zac Brooks	Signed	LB Ronald Powell
9/28 Released	RB Terrence Magee		RB Kelvin Taylor
Signed	RB C.J. Spiller	12/20 Released	RB Kelvin Taylor
10/3 Released from IR	T Terry Poole	Placed on injured reserve	DE Damontre Moore
Placed on injured reserve	LB Mike Morgan	Signed from Cleveland PS	RB Terrence Magee
Released from practice sq.	QB Jake Heaps	Claimed	RB J.D. McKissic
10/4 Signed	LB Jordan Tripp	Placed on PS/IR	G Robert Myers
Signed to practice squad	DE Sterling Bailey	Signed to practice squad	FB Malcolm Johnson
10/11 Signed to practice squad	FB Julian Howsare	12/27 Placed on injured reserve	WR Tyler Lockett
10/18 Placed on injured reserve	DT Garrison Smith	Signed from practice squad	WR Kasen Williams
Signed	DT Sealver Siliga		<i>(1,560th transaction since 2010)</i>
10/20 Released from practice sq.	DE Sterling Bailey		
Signed to practice squad	DT Justin Hamilton		
10/25 Placed on injured reserve	DT Quinton Jefferson		
Signed	DE Malliciah Goodman		
Released from practice sq.	RB Zac Brooks		
10/26 Released	RB C.J. Spiller		
Signed	FB Will Tukuafu		
Signed to practice squad	QB Joel Stave		
11/1 Released	DE Malliciah Goodman		
Signed	DE Damontre Moore		
Released from practice sq.	FB Julian Howsare		
	QB Joel Stave		
Signed to practice squad	RB George Farmer		
11/2 Signed to practice squad	FS Pierre Desir		

# Participation Chart



Game Date	2016																G	S	IN	DNP	
	1 9/11	2 9/18	3 9/25	4 10/2	5 10/16	6 10/23	7 10/30	8 11/7	9 11/13	10 11/20	11 11/27	12 12/4	13 12/11	14 12/15	15 12/24	16 1/1 @SF					
Game	Mia	@LA	SF	@NYJ	Atl	@Ari	@NO	Buf	@NE	Phi	@TB	Car	@GB	LA	Ari	@SF					
Avril, C.	RDE	RDE	RDE	RDE	RDE	RDE	RDE	RDE	RDE	RDE	RDE	RDE	RDE	RDE	RDE	RDE		15	15	0	0
Baldwin, D.	WR	wr	WR	WR	WR	WR	WR	WR	WR	WR	WR	WR	WR	WR	WR	WR		15	14	0	0
Bennett, M.	LDE	LDE	LDE	LDE	LDE	LDE	LDE	in	in	in	LDE	LDE	LDE	LDE	LDE	LDE		10	10	5	0
Boykin, T.	dnp	dnp	qb	dnp	dnp	dnp	dnp	dnp	dnp	rb	dnp	qb	qb	dnp	dnp	dnp		4	0	0	11
Britt, J.	C	C	C	C	C	C	C	C	C	C	dnp	C	C	C	C	C		14	14	0	1
Chancellor, K.	SS	SS	SS	SS	in	in	in	in	SS	SS	SS	SS	SS	SS	SS	SS		11	11	4	0
Clark, F.	de	de	de	de	in	de	LDE	LDE	LDE	LDE	de	de	de	de	de	de		15	5	1	0
Collins, A.	in	rb	rb	rb	rb	rb	rb	rb	rb	in	rb	in	rb	dnp	rb	rb		10	0	3	2
Coyle, B.	sub	sub	sub	sub	sub	lb	OLB	OLB	lb	OLB	in	in	in	in	lb	lb		11	3	4	0
Elliott, D.	sub	in	sub	sub	sub	sub	in	in	sub	cb	cb	cb	sub	cb	cb	cb		12	0	3	0
Fant, G.	sub	sub	t	in	in	t	LT	LT	LT	LT	LT	LT	LT	LT	LT	LT		13	9	2	0
Farmer, G.											rb	rb	ps	ps	ps	ps		2	0	0	0
Frese, N.	sub	sub	sub	sub	sub	sub	sub	sub	sub	sub	sub	sub	sub	sub	sub	sub		15	0	0	0
Gilliam, G.	RT	RT	RT	RT	RT	RT	RT	RT	RT	RT	RT	in	in	t	RT	RT		13	12	2	0
Glowinski, M.	LG	LG	LG	LG	LG	LG	LG	LG	LG	LG	LG	LG	LG	LG	LG	LG		15	15	0	0
Goodman, M.																		1	0	0	0
Graham, J.	te	TE	TE	TE	TE	TE	TE	TE	TE	TE	TE	TE	TE	TE	TE	TE		15	14	0	0
Hauschka, S.	k	k	k	k	k	k	k	k	k	k	k	k	k	k	k	k		15	0	0	0
Hunt, J.	dnp	dnp	dnp	dnp	fb	sub	c	dnp	dnp	sub	C	dnp	sub	sub	sub	sub		8	1	0	7
Ifedi, G.	in	in	in	RG	RG	RG	RG	RG	RG	RG	RG	RG	RG	RG	RG	RG		12	12	3	0
Jefferson, Q.	de	de	in	de	in	in	ir	ir	ir	ir	ir	ir	ir	ir	ir	ir		3	0	3	0
Jenkins, J.										dt	dt	in	in	in	in		2	0	4	0	
Johnson, J.													sub	s	s	s		3	0	0	0
Kearse, J.	WR	wr	WR	WR	WR	WR	WR	WR	WR	WR	WR	WR	WR	WR	WR	WR		15	14	0	0
Lane, J.	CB	cb	CB	CB	CB	cb	cb	cb	CB	cb	RCB	cb	CB	CB	CB	CB		15	9	0	0
Lockett, T.	WR	WR	wr	wr	WR	WR	WR	WR	wr	wr	wr	wr	WR	WR	WR	WR		15	9	0	0
McCray, K.	sub	sub	sub	sub	SS	SS	SS	SS	sub	s	sub	s	sub	s	s	s		15	4	0	0
McDaniel, T.	dt	dt	dt	RDT	RDT	RDT	RDT	RDT	RDT	RDT	RDT	RDT	RDT	RDT	dt	dt		15	10	0	0
McDonald, D.	in	in	sub	sub	sub	sub	sub	sub	sub	sub	sub	sub	sub	sub	lb	sub		13	0	2	0
McEvoy, T.	wr	in	wr	wr	wr	wr	wr	wr	in	wr	wr	wr	wr	wr	wr	wr		13	0	2	0
McKissic, J.															in	in		0	0	1	0
Magee, T.			rb												rb	rb		2	0	0	0
Marsh, C.	lb	lb	lb	lb	lb	OLB	lb	lb	lb	lb	lb	lb	lb	lb	lb	lb		15	1	0	0
Michael, C.	RB	rb	RB	RB	RB	RB	RB	RB	rb	rb	rb	rb	rb	rb	rb	rb		9	7	0	0
Moore, D.									de	de	de	in	de	in	in	ir		4	0	3	0
Morgan, M.	lb	OLB	lb	lb	ir	ir	ir	ir	ir	ir	ir	OLB	lb	lb	lb	lb		8	2	0	0
Odhiambo, R.	in	sub	in	in	in	in	dnp	in	in	t	sub	t	t	t	t	t		7	0	7	1
Pierre-Louis, K.	lb	sub	sub	sub	lb	in	in	sub	sub	in	lb	lb	sub	lb	sub	sub		12	0	3	0
Pope, T.								ps	ps	rb	in	rb	rb	ir	ir	ir		3	0	1	0
Powell, R.														in	in	in		0	0	2	0
Powell, T.	sub	sub	in	in	sub	sub	sub	sub	in	in	sub	sub	in	in	in	in		8	0	7	0
Prossie, C.	rb	in	in	in	in	rb	rb	rb	RB	RB	in	in	in	in	in	in		6	2	9	0
Rawls, T.	rb	RB	in	in	in	in	in	in	in	rb	RB	RB	RB	RB	RB	RB		8	6	7	0
Reece, M.													fb	fb	fb	fb		3	0	0	0
Reed, J.	RDT	RDT	RDT	in	dt	dt	dt	dt	dt	dt	dt	dt	dt	RDT	RDT	RDT		14	5	1	0
Richardson, P.	wr	wr	wr	wr	wr	wr	wr	wr	wr	wr	wr	wr	wr	wr	wr	wr		14	0	1	0
Rubin, A.	LDT	LDT	LDT	LDT	LDT	LDT	LDT	LDT	LDT	LDT	LDT	LDT	LDT	LDT	LDT	LDT		15	15	0	0
Ryan, J.	p	p	p	p	p	p	p	p	p	p	p	p	p	p	p	p		15	0	0	0
Shead, D.	RCB	RCB	RCB	RCB	RCB	RCB	RCB	RCB	RCB	RCB	RCB	in	RCB	RCB	RCB	RCB		14	14	1	0
Sherman, R.	LCB	LCB	LCB	LCB	LCB	LCB	LCB	LCB	LCB	LCB	LCB	LCB	LCB	LCB	LCB	LCB		15	15	0	0
Siliga, S.						dt	dt	dt	dt	dt	dt	dt	dt	dt	dt	dt		4	0	0	0
Simon, T.	in																	0	0	1	0
Smith, G.	in	in	dt	dt	dt	ir	ir	ir	ir	ir	ir	ir	ir	ir	ir	ir		3	0	2	0
Sowell, B.	LT	LT	LT	LT	LT	LT	in	in	in	in	t	RT	RT	RT	in	in		10	9	5	0
Spiller, C.				rb	rb	in												2	0	1	0
Taylor, K.												ps		in				0	0	1	0
Terrell, S.	sub	sub	sub	s	sub	sub	sub	s	s	s	FS	s	FS	FS	FS	FS		15	4	0	0
Thomas, E.	FS	FS	FS	FS	FS	FS	FS	FS	FS	FS	in	FS	ir	ir	ir	ir		11	11	1	0
Thorpe, N.		sub	sub	sub	sub	sub	sub	sub	sub	sub	cb	cb	cb	cb	sub	sub		14	0	0	0
Tripp, J.					sub	lb	sub	sub	sub	sub	sub	sub	OLB	ir				7	1	0	0
Tukuafu, W.		fb				fb	fb	fb	fb	fb	fb	fb	fb	in	ir	ir		7	0	1	0
Tupou, T.	fb										fb/dt	fb						1	0	0	0
Vannett, N.	in	in	in	in	te	te	te	te	TE	in	te	TE	te	te	in	in		9	2	6	0
Wagner, B.	MLB	MLB	MLB	MLB	MLB	MLB	MLB	MLB	MLB	MLB	MLB	MLB	MLB	MLB	MLB	MLB		15	15	0	0
Webb, J.	RG	RG	RG	sub	t	sub	sub	t	t	in								9	3	1	0
Williams, B.	te	TE	te	te	te	te	te	te	te	te	te	te	te	te	sub	sub		15	1	0	0
Willson, L.	TE	TE	TE	TE	te	in	in	in	in	TE	te	in	te	te	te	te		10	5	5	0
Wilson, R.	QB	QB	QB	QB	QB	QB	QB	QB	QB	QB	QB	QB	QB	QB	QB	QB		15	15	0	0
Wright, K.	OLB	OLB	OLB	OLB	OLB	OLB	OLB	OLB	OLB	OLB	OLB	OLB	OLB	OLB	OLB	OLB		15	15	0	0

CAPS - starter; lower case - substitute at position; sub - special teams only; dnp - did not play; in - inactive; ps - practice squad; ir - injured reserve; nfi - non-football injury; sus - suspended, pup - physically unable to perform, exp - exempt

# How Built



## Year By Draft

**2016** G/T Germain Ifedi (1)  
DT Jarran Reed (2)  
RB C.J. Prosise (3a)  
TE Nick Vannett (3b)  
G Rees Odhiambo (3c)  
RB Alex Collins (5b)  
C Joey Hunt (6)

**2015** DE Frank Clark (2)  
G Mark Glowinski (4b)

**2014** WR Paul Richardson (2a)  
T Justin Britt (2b)  
DE Cassius Marsh (4a)  
LB Kevin Pierre-Louis (4c)

**2013** TE Luke Willson (5c)

**2012** LB Bobby Wagner (2)  
QB Russell Wilson (3)  
CB Jeremy Lane (6a)

**2011** LB K.J. Wright (4a)  
CB Richard Sherman (5a)

**2010** S Kam Chancellor (5)

## Trade/Waivers/Practice Squad

LB Dewey McDonald (T)  
RB J.D. McKissic (W)  
RB Terrence Magee (PS)

TE Jimmy Graham (T)  
S Kelcie McCray (T)

K Steven Hauschka (W)

## Free Agents

**2016**  
QB Trevone Boykin  
CB DeAndre Elliott  
T George Fant  
LS Nolan Frese  
DT John Jenkins  
S Jeron Johnson  
DT Tony McDaniel  
WR Tanner McEvoy  
LB Ronald Powell  
SS Tyvis Powell  
FB Marcel Reece  
T Bradley Sowell (UFA)  
CB Neiko Thorpe  
TE Brandon Williams  
WR Kasen Williams

**2015**  
RB Thomas Rawls  
DT Ahtyba Rubin

**2014**  
LB Brock Coyle  
T Garry Gilliam  
FS Steven Terrell

**2013**  
DE Cliff Avril (UFA)  
DE Michael Bennett (UFA)

**2012**  
WR Jermaine Kearse  
S DeShawn Shead

**2011**  
WR Doug Baldwin  
LB Mike Morgan

**2008**  
P Jon Ryan



## 2016 Seattle Seahawks Alphabetical Roster

No.	Name	Pos.	Ht.	Wt.	Birthdate	Age	Exp.	College	Hometown	Acquired
56	Avril, Cliff	DE	6-3	260	4/8/1986	30	9	Purdue	Green Cove Springs, Fla.	UFA(Det)-'13
89	Baldwin, Doug	WR	5-10	192	9/21/1988	28	6	Stanford	Gulf Breeze, Fla.	FA-'11
72	Bennett, Michael	DE	6-4	274	11/13/1985	31	8	Texas A&M	Alief, Texas	UFA(TB)-'13
2	Boykin, Trevone	QB	6-0	213	8/22/1993	23	R	TCU	Dallas, Texas	FA-'16
68	Britt, Justin	C	6-6	315	5/29/1991	25	3	Missouri	Lebanon, Mo.	D2(b)-'14
31	Chancellor, Kam	SS	6-3	225	4/3/1988	28	7	Virginia Tech	Norfolk, Va.	D5-'10
55	Clark, Frank	DE	6-3	260	6/14/1993	23	2	Michigan	Cleveland, Ohio	D2-'15
36	Collins, Alex	RB	5-10	217	8/26/1994	22	R	Arkansas	Fort Lauderdale, Fla.	D5(b)-'16
52	Coyle, Brock	LB	6-1	245	10/12/1990	26	3	Montana	Bozeman, Mont.	FA-'14
21	Elliott, DeAndre	CB	6-1	189	11/21/1992	24	R	Colorado State	Dallas, Texas	FA-'16
74	Fant, George	T	6-5	296	7/19/1992	24	R	Western Kentucky	Bowling Green, Ky.	FA-'16
48	Frese, Nolan	LS	6-2	233	7/29/1992	24	R	Houston	Roanoke, Texas	FA-'16
79	Gilliam, Garry	T	6-5	315	11/26/1990	26	3	Penn State	Carlisle, Pa.	FA-'14
63	Glowinski, Mark	G	6-4	310	5/3/1992	24	2	West Virginia	Wilkes-Barre, Pa.	D4(b)-'15
88	Graham, Jimmy	TE	6-7	265	11/24/1986	30	7	Miami	Goldsboro, N.C.	T(NO)-'15
4	Hauschka, Steven	K	6-4	210	6/29/1985	31	9	North Carolina State	Needham, Mass.	W(Den)-'11
53	Hunt, Joey	C	6-2	299	2/22/1994	22	R	TCU	El Campo, Texas	D6-'16
76	Ifedi, Germain	G/T	6-5	325	6/2/1994	22	R	Texas A&M	Houston, Texas	D1-'16
92	Jenkins, John	DT	6-4	343	7/11/1989	27	4	Georgia	Meriden, Conn.	FA-'16
32	Johnson, Jeron	SS	5-10	212	6/12/1988	28	6	Boise State	Compton, Calif.	FA-'16
15	Kearse, Jermaine	WR	6-1	209	2/6/1990	26	5	Washington	Lakewood, Wash.	FA-'12
20	Lane, Jeremy	CB	6-0	190	7/14/1990	26	5	Northwestern St. (La.)	Tyler, Texas	D6(a)-'12
33	McCray, Kelcie	SS	6-2	202	9/21/1988	28	5	Arkansas State	Columbus, Ga.	T(KC)-'15
93	McDaniel, Tony	DT	6-7	305	1/20/1985	31	11	Tennessee	Columbia, S.C.	FA-'16
41	McDonald, Dewey	LB	6-0	220	6/10/1990	26	3	California Univ. (Pa.)	Ranson, W. Va.	T(Oak)-'16
19	McEvoy, Tanner	WR	6-6	230	1/26/1993	23	R	Wisconsin	Hillsdale, N.J.	FA-'16
30	McKissic, J.D.	RB	5-10	187	8/15/1993	23	R	Arkansas State	Phenix City, Ala.	W(Atl)-'16
26	Magee, Terrence	RB	5-9	220	3/16/1993	23	2	LSU	Covington, La.	PS(Cle)-'16
91	Marsh, Cassius	DE	6-4	245	7/7/1992	24	3	UCLA	Simi Valley, Calif.	D4(a)-'14
57	Morgan, Mike	LB	6-3	235	1/16/1988	28	6	USC	Dallas, Texas	FA-'11
70	Odhiambo, Rees	G	6-4	315	9/23/1992	24	R	Boise State	Mansfield, Ohio	D3(c)-'16
58	Pierre-Louis, Kevin	LB	6-0	230	10/7/1991	25	3	Boston College	Norwalk, Conn.	D4(c)-'14
59	Powell, Ronald	LB	6-3	247	5/14/1991	25	3	Florida	Moreno Valley, Calif.	FA-'16
40	Powell, Tyvis	SS	6-3	211	2/16/1994	22	R	Ohio State	Bedford, Ohio	FA-'16
22	Prosise, C.J.	RB	6-1	220	5/20/1994	22	R	Notre Dame	Petersburg, Va.	D3(a)-'16
34	Rawls, Thomas	RB	5-9	215	8/3/1993	23	2	Central Michigan	Flint, Mich.	FA-'15
44	Reece, Marcel	FB	6-1	235	6/23/1985	31	9	Washington	Los Angeles, Calif.	FA-'16
90	Reed, Jarran	DT	6-3	311	12/16/1992	24	R	Alabama	Goldsboro, N.C.	D2-'16
10	Richardson, Paul	WR	6-0	183	4/13/1992	24	3	Colorado	Los Angeles, Calif.	D2(a)-'14
77	Rubin, Ahtyba	DT	6-2	310	7/25/1986	30	9	Iowa State	Pensacola, Fla.	UFA(Cle)-'15
9	Ryan, Jon	P	6-0	217	11/26/1981	35	11	Regina	Regina, Saskatchewan	FA-'08
35	Shead, DeShawn	DB	6-2	212	6/28/1989	27	5	Portland State	Palmdale, Calif.	FA-'12
25	Sherman, Richard	CB	6-3	195	3/30/1988	28	6	Stanford	Compton, Calif.	D5(a)-'11
78	Sowell, Bradley	T	6-7	309	6/6/1989	27	5	Mississippi	Hernando, Miss.	UFA(Ari)-'16
23	Terrell, Steven	FS	5-10	197	9/21/1990	26	4	Texas A&M	Allen, Texas	FA-'14
27	Thorpe, Neiko	CB	6-2	198	2/11/1990	26	4	Auburn	Tucker, Ga.	FA-'16
81	Vannett, Nick	TE	6-6	257	3/6/1993	23	R	Ohio State	Westerville, Ohio	D3(b)-'16
54	Wagner, Bobby	LB	6-0	245	6/27/1990	26	5	Utah State	Ontario, Calif.	D2-'12
86	Williams, Brandon	TE	6-3	247	10/13/1987	29	4	Oregon	Merrionette, Ill.	FA-'16
18	Williams, Kasen	WR	6-1	219	12/5/1992	24	2	Washington	Sammamish, Wash.	FA-'15
82	Willson, Luke	TE	6-5	252	1/15/1990	26	4	Rice	Lasalle, Ontario	D5(c)-'13
3	Wilson, Russell	QB	5-11	215	11/29/1988	28	5	Wisconsin	Richmond, Va.	D3-'12
50	Wright, K.J.	LB	6-4	246	7/23/1989	27	6	Mississippi State	Olive Branch, Miss.	D4(a)-'11

**Head Coach:** Pete Carroll, Darrell Bevell (Offensive Coordinator), Kris Richard, (Defensive Coordinator), Michael Barrow (Linebackers), Dwaine Board (Asst. Defensive Line), Tom Cable (Asst. Head Coach/Offensive Line), Dave Canales (Wide Receivers), Chris Carlisle (Head Strength & Conditioning), Brennan Carroll (Asst. Offensive Line), Nate Carroll (Asst. Wide Receivers), Andre Curtis (Defensive Backs), Heath Farwell (Coaching Asst.), Mondray Gee (Asst. Strength & Conditioning), John Glenn (Defensive Asst.), Will Harriger (Asst. Quarterbacks), Travis Jones (Defensive Line), Pat McPherson (Tight Ends), Ricky Manning, Jr. (Asst. Defensive Backs), Chad Morton (Asst. Running Backs/Asst. Special Teams), Pat Ruel (Asst. Offensive Line), Brian Schneider (Special Teams Coordinator), Rocky Seto (Assistant Head Coach/Defense), Carl Smith (Quarterbacks), Sherman Smith (Running Backs), Nick Sorensen (Asst. Defensive Backs/Asst. Special Teams), Lofa Tatupu (Asst. Linebackers), Jamie Yanchar (Assistant Strength & Conditioning).

## 2016 Seattle Seahawks Numerical Roster

No.	Name	Pos.	Ht.	Wt.	Birthdate	Age	Exp.	College	Hometown	Acquired
2	Trevone Boykin	QB	6-0	213	8/22/1993	23	R	TCU	Dallas, Texas	FA-'16
3	Russell Wilson	QB	5-11	215	11/29/1988	28	5	Wisconsin	Richmond, Va.	D3-'12
4	Steven Hauschka	K	6-4	210	6/29/1985	31	9	North Carolina State	Needham, Mass.	W(Den)-'11
9	Jon Ryan	P	6-0	217	11/26/1981	35	11	Regina	Regina, Saskatchewan	FA-'08
10	Paul Richardson	WR	6-0	183	4/13/1992	24	3	Colorado	Los Angeles, Calif.	D2(a)-'14
15	Jermaine Kearse	WR	6-1	209	2/6/1990	26	5	Washington	Lakewood, Wash.	FA-'12
18	Kasen Williams	WR	6-1	219	12/5/1992	24	2	Washington	Sammamish, Wash.	FA-'15
19	Tanner McEvoy	WR	6-6	230	1/26/1993	23	R	Wisconsin	Hillsdale, N.J.	FA-'16
20	Jeremy Lane	CB	6-0	190	7/14/1990	26	5	Northwestern St. (La.)	Tyler, Texas	D6(a)-'12
21	DeAndre Elliott	CB	6-1	189	11/21/1992	24	R	Colorado State	Dallas, Texas	FA-'16
22	C.J. Proise	RB	6-1	220	5/20/1994	22	R	Notre Dame	Petersburg, Va.	D3(a)-'16
23	Steven Terrell	FS	5-10	197	9/21/1990	26	4	Texas A&M	Allen, Texas	FA-'14
25	Richard Sherman	CB	6-3	195	3/30/1988	28	6	Stanford	Compton, Calif.	D5(a)-'11
26	Terrence Magee	RB	5-9	220	3/16/1993	23	2	LSU	Covington, La.	PS(Cle)-'16
27	Neiko Thorpe	CB	6-2	198	2/11/1990	26	4	Auburn	Tucker, Ga.	FA-'16
30	J.D. McKissic	RB	5-10	187	8/15/1993	23	R	Arkansas State	Phenix City, Ala.	W(Atl)-'16
31	Kam Chancellor	SS	6-3	225	4/3/1988	28	7	Virginia Tech	Norfolk, Va.	D5-'10
32	Jeron Johnson	SS	5-10	212	6/12/1988	28	6	Boise State	Compton, Calif.	FA-'16
33	Kelcie McCray	SS	6-2	202	9/21/1988	28	5	Arkansas State	Columbus, Ga.	T(KC)-'15
34	Thomas Rawls	RB	5-9	215	8/3/1993	23	2	Central Michigan	Flint, Mich.	FA-'15
35	DeShawn Shead	DB	6-2	212	6/28/1989	27	5	Portland State	Palmdale, Calif.	FA-'12
36	Alex Collins	RB	5-10	217	8/26/1994	22	R	Arkansas	Fort Lauderdale, Fla.	D5(b)-'16
40	Tyvis Powell	SS	6-3	211	2/16/1994	22	R	Ohio State	Bedford, Ohio	FA-'16
41	Dewey McDonald	LB	6-0	220	6/10/1990	26	3	California Univ. (Pa.)	Ranson, W. Va.	T(Oak)-'16
44	Marcel Reece	FB	6-1	235	6/23/1985	31	9	Washington	Los Angeles, Calif.	FA-'16
48	Nolan Freese	LS	6-2	233	7/29/1992	24	R	Houston	Roanoke, Texas	FA-'16
50	K.J. Wright	LB	6-4	246	7/23/1989	27	6	Mississippi State	Olive Branch, Miss.	D4(a)-'11
52	Brock Coyle	LB	6-1	245	10/12/1990	26	3	Montana	Bozeman, Mont.	FA-'14
53	Joey Hunt	C	6-2	299	2/22/1994	22	R	TCU	El Campo, Texas	D6-'16
54	Bobby Wagner	LB	6-0	245	6/27/1990	26	5	Utah State	Ontario, Calif.	D2-'12
55	Frank Clark	DE	6-3	260	6/14/1993	23	2	Michigan	Cleveland, Ohio	D2-'15
56	Cliff Avril	DE	6-3	260	4/8/1986	30	9	Purdue	Green Cove Springs, Fla.	UFA(Det)-'13
57	Mike Morgan	LB	6-3	235	1/16/1988	28	6	USC	Dallas, Texas	FA-'11
58	Kevin Pierre-Louis	LB	6-0	230	10/7/1991	25	3	Boston College	Norwalk, Conn.	D4(c)-'14
59	Ronald Powell	LB	6-3	247	5/14/1991	25	3	Florida	Moreno Valley, Calif.	FA-'16
63	Mark Glowinski	G	6-4	310	5/3/1992	24	2	West Virginia	Wilkes-Barre, Pa.	D4(b)-'15
68	Justin Britt	C	6-6	315	5/29/1991	25	3	Missouri	Lebanon, Mo.	D2(b)-'14
70	Rees Odhiambo	G	6-4	315	9/23/1992	24	R	Boise State	Mansfield, Texas	D3(c)-'16
72	Michael Bennett	DE	6-4	274	11/13/1985	31	8	Texas A&M	Aliief, Texas	UFA(TB)-'13
74	George Fant	T	6-5	296	7/19/1992	24	R	Western Kentucky	Bowling Green, Ky.	FA-'16
76	Germain Ifedi	G/T	6-5	325	6/2/1994	22	R	Texas A&M	Houston, Texas	D1-'16
77	Ahtyba Rubin	DT	6-2	310	7/25/1986	30	9	Iowa State	Pensacola, Fla.	UFA(Cle)-'15
78	Bradley Sowell	T	6-7	309	6/6/1989	27	5	Mississippi	Hernando, Miss.	UFA(Ari)-'16
79	Garry Gilliam	T	6-5	315	11/26/1990	26	3	Penn State	Carlisle, Pa.	FA-'14
81	Nick Vannett	TE	6-6	257	3/6/1993	23	R	Ohio State	Westerville, Ohio	D3(b)-'16
82	Luke Willson	TE	6-5	252	1/15/1990	26	4	Rice	Lasalle, Ontario	D5(c)-'13
86	Brandon Williams	TE	6-3	247	10/13/1987	29	4	Oregon	Merrionette, Ill.	FA-'16
88	Jimmy Graham	TE	6-7	265	11/24/1986	30	7	Miami	Goldsboro, N.C.	T(NO)-'15
89	Doug Baldwin	WR	5-10	192	9/21/1988	28	6	Stanford	Gulf Breeze, Fla.	FA-'11
90	Jarran Reed	DT	6-3	311	12/16/1992	24	R	Alabama	Goldsboro, N.C.	D2-'16
91	Cassius Marsh	DE	6-4	245	7/7/1992	24	3	UCLA	Simi Valley, Calif.	D4(a)-'14
92	John Jenkins	DT	6-4	343	7/11/1989	27	4	Georgia	Meriden, Conn.	FA-'16
93	Tony McDaniel	DT	6-7	305	1/20/1985	31	11	Tennessee	Columbia, S.C.	FA-'16
<b>Practice Squad</b>										
11	Kenny Lawler	WR	6-2	203	6/25/1994	22	R	California	Pomona, Calif.	D7(a)-'16
28	Pierre Desir	FS	6-1	198	9/8/1990	26	4	Lindenwood	St. Peters, Mo.	FA-'16
39	George Farmer	RB	6-1	220	7/4/1993	22	2	USC	Los Angeles, Calif.	FA-'16
47	Malcolm Johnson	FB	6-1	231	8/11/1992	24	2	Mississippi State	Tuscaloosa, Ala.	FA-'16
67	Shaneil Jenkins	DT	6-3	284	2/7/1994	22	R	Shepherd	District Heights, Md.	FA-'16
75	Will Pericak	G/C	6-3	300	12/30/1989	26	2	Colorado	Boulder, Colo.	FA-'15
85	Marcus Lucas	TE	6-4	218	3/1/1992	24	3	Missouri	Liberty, Mo.	FA-'16
94	Justin Hamilton	DT	6-2	315	7/27/1993	23	2	Louisiana-Lafayette	Natchez, Miss.	FA-'15
<b>Injured Reserve</b>										
13	Tyler Slavin	WR	6-1	210	1/29/1992	24	1	New Mexico Highlands	Corona, Calif.	FA-'16
16	Tyler Lockett	WR	5-10	182	9/28/1992	24	2	Kansas State	Tulsa, Okla.	D3-'15
26	Mohammed Seisay	CB	6-2	202	5/22/1990	26	3	Nebraska	West Springfield, Va.	T(Det)-'15
29	Earl Thomas	FS	5-10	202	5/7/1989	27	7	Texas	Orange, Texas	D1(b)-'10
30	Stanley Jean-Baptiste	CB	6-3	215	4/12/1990	26	3	Nebraska	Miami, Fla.	FA-'15
38	Tre Madden	RB	6-0	223	8/16/1993	23	R	USC	Alisa Viejo, Calif.	FA-'16
40	Joe Sommers	TE	6-2	241	3/3/1993	23	R	Wisconsin-Oshkosh	Hortonville, Wis.	FA-'16
42	Brandon Cottom	TE	6-2	262	12/21/1992	24	2	Purdue	Newtown, Pa.	FA-'15
43	Troyaine Pope	RB	5-8	205	11/26/1993	22	R	Jacksonville State	Anniston, Ala.	FA-'16
46	Will Tukuafu	FB	6-2	280	1/3/1984	32	7	Oregon	Salt Lake City, Utah	FA-'14
49	Kache Palacio (PS)	LB	6-1	237	1/30/1994	22	R	Washington State	Gardena, Calif.	FA-'16
62	Robert Myers (PS)	T	6-5	329	12/26/1991	25	2	Tennessee State	La Vergne, Tenn.	FA-'16
64	Tyler Harris (PS)	DE	6-3	306	2/2/1994	22	R	Wake Forest	Baton Rouge, LA	FA-'16
65	Tavaris Barnes	DE	6-4	284	11/2/1991	25	2	Clemson	Jacksonville, Fla.	FA-'16
87	Ronnie Shields	TE	6-4	245	12/15/1991	25	1	Kentucky	Stone Mountain, Ga.	FA-'16
97	Damontre Moore	DE	6-4	260	9/11/1992	24	4	Texas A&M	DeSoto, Texas	FA-'16
98	Garrison Smith	DT	6-1	310	10/9/1991	25	3	Georgia	Atlanta, Ga.	W(SF)-'16
99	Quinton Jefferson	DT	6-4	291	3/31/1993	23	R	Maryland	Pittsburgh, Pa.	D5(a)-'16

# Unofficial Depth Chart Pronunciation Guide



## Offense

<b>WR</b>	89 Doug Baldwin	18 Kasen Williams	
<b>LT</b>	74 <u>George Fant</u>	70 <u>Rees Odhiambo</u>	
<b>LG</b>	63 Mark Glowinski	70 <u>Rees Odhiambo</u>	
<b>C</b>	68 Justin Britt	53 <u>Joey Hunt</u>	
<b>RG</b>	76 <u>Germain Ifedi</u>	70 <u>Rees Odhiambo</u>	
<b>RT</b>	79 Garry Gilliam	78 Bradley Sowell	
<b>TE</b>	88 Jimmy Graham	82 Luke Willson	86 Brandon Williams
			81 <u>Nick Vannett</u>
<b>WR</b>	15 Jermaine Kearse	10 Paul Richardson	19 <u>Tanner McEvoy</u>
<b>QB</b>	3 Russell Wilson	2 <u>Trevone Boykin</u>	
<b>FB</b>	44 Marcel Reece		
<b>RB</b>	34 Thomas Rawls	36 <u>Alex Collins</u>	26 Terrence Magee
		30 <u>J.D. McKissic</u>	22 <u>(C.J. Proise)</u>

## Defense

<b>LDE</b>	72 Michael Bennett	55 Frank Clark	
<b>LDT</b>	77 Ahtyba Rubin	92 John Jenkins	
<b>RDT</b>	93 Tony McDaniel	90 <u>Jarran Reed</u>	
<b>RDE</b>	56 Cliff Avril	55 Frank Clark	
<b>OLB</b>	57 Mike Morgan	91 Cassius Marsh	59 Ronald Powell
<b>MLB</b>	54 Bobby Wagner	52 Brock Coyle	
<b>OLB</b>	50 K.J. Wright	58 Kevin Pierre-Louis	41 Dewey McDonald
<b>LCB</b>	25 Richard Sherman	27 Neiko Thorpe	
<b>RCB</b>	35 DeShawn Shead	20 Jeremy Lane	21 <u>DeAndre Elliott</u>
<b>SS</b>	31 Kam Chancellor	33 Kelcie McCray	
<b>FS</b>	23 Steven Terrell	32 Jeron Johnson	40 <u>Tyvis Powell</u>

## Specialists

<b>K</b>	4 Steven Hauschka	
<b>P</b>	9 Jon Ryan	
<b>H</b>	9 Jon Ryan	3 Russell Wilson
<b>PR</b>	25 Richard Sherman	
<b>KR</b>	10 Paul Richardson	
<b>LS</b>	48 <u>Nolan Frese</u>	78 Bradley Sowell

( ) injured; Underline Rookie or 1st Year

## Pronunciation Guide

Trevone Boykin... truh-VON

George Fant... f-ANT

Nolan Frese... rhymes with crease

Steven Hauschka... HOWSH-kuh

Germain Ifedi... jermaine ih-FEH-dee

Cassius Marsh... CASH-iss

Rees Odhiambo... reese oh-dee-AHM-bo

Kevin Pierre-Louis... PEE-air lewis

Jarran Reed... JAIR-in

Ahtyba Rubin... ah-TAH-bah

DeShawn Shead... SHED

Bradley Sowell... rhymes with vowel

Steven Terrell... TAIR-ull

Nick Vannett... VAN-NET

# 1



## SEATTLE SEAHAWKS 12, MIAMI DOLPHINS 10

### SUNDAY, SEPTEMBER 11, 2016

#### CENTURYLINK FIELD



The Seattle Seahawks won their eighth-consecutive home opener dating back to 2009, as Russell Wilson led a game-winning touchdown drive scoring with 31 seconds remaining in the game and defeating the Miami Dolphins by a score of 12-10. Seattle's defense gave up just 214 yards on the day. The Seahawks scored first with a Steven Hauschka field goal during the first quarter. The Dolphins scored after a Wilson interception led to field position on the Seattle 42-yard line, and Seattle's defense held Miami to a 39-yard field goal. Seattle added a Hauschka field goal as time expired in the first half, giving the team a 6-3 lead at the half. Ryan Tannehill led the Dolphins on an 86-yard drive late in the fourth quarter and ran it in from two yards out, giving Miami the 10-6 lead with just over four minutes remaining. Wilson and the Seahawks offense drove 75 yards, converting two fourth down attempts, before Wilson connected with Doug Baldwin on a two-yard touchdown pass with 31 seconds remaining. A blocked extra point gave Seattle the 12-10 lead, and Seattle's defense closed the victory with a pair of sacks of Tannehill.

<b>Miami</b>	0	3	0	7	<b>10</b>
<b>Seattle</b>	3	3	0	6	<b>12</b>

					Miami	Seattle
SEA	1	5:11	Hauschka 39 FG (12-46, 6:08)		0	3
MIA	2	8:45	Franks 41 FG (6-19, 2:06)		3	3
SEA	2	0:00	Hauschka 38 FG (10-72, 1:52)		3	6
MIA	4	4:08	Tannehill 2 run (Franks kick) (7-86, 3:01)		10	6
SEA	4	0:31	Baldwin 2 pass Wilson (kick blocked) (14-75, 3:37)		10	12
Att. 69,012						

### STATISTICS

#### RUSHING

Miami	Att	Yds	Avg	LG	TD	Seattle	Att	Yds	Avg	LG	TD
A. Foster	13	38	2.9	9	0	C. Michael	15	66	4.4	12	0
R. Tannehill	5	17	3.4	11	1	T. Rawls	12	32	2.7	8	0
D. Williams	2	9	4.5	5	0	R. Wilson	4	16	4.0	9	0
						C. Prorise	1	-2	-2.0	-2	0
<b>TOTAL</b>	<b>20</b>	<b>64</b>	<b>3.2</b>	<b>11</b>	<b>1</b>	<b>TOTAL</b>	<b>32</b>	<b>112</b>	<b>3.5</b>	<b>12</b>	<b>0</b>

#### PASSING

Miami	A	C	Yds	SK/YD	TD	LG	INT	RT	Seattle	A	C	Yds	SK/YD	TD	LG	INT	RT
R. Tannehill	29	16	186	5/36	0	50	0	74.8	R. Wilson	43	27	258	3/18	1	24	1	77.5
<b>TOTAL</b>	<b>29</b>	<b>16</b>	<b>186</b>	<b>5/36</b>	<b>0</b>	<b>50</b>	<b>0</b>	<b>74.8</b>	<b>TOTAL</b>	<b>43</b>	<b>27</b>	<b>258</b>	<b>3/18</b>	<b>1</b>	<b>24</b>	<b>1</b>	<b>77.5</b>

#### RECEIVING

Miami	No	Yds	Avg	LG	TD	Seattle	No	Yds	Avg	LG	TD
J. Landry	7	59	8.4	28	0	D. Baldwin	9	92	10.2	22	1
A. Foster	3	62	20.7	50	0	J. Kearse	5	57	11.4	24	0
L. Carroo	2	14	7.0	12	0	T. Rawls	3	26	8.7	11	0
J. Cameron	2	6	3.0	5	0	T. Lockett	3	17	5.7	6	0
D. Williams	1	29	29.0	29	0	L. Willson	2	26	13.0	19	0
K. Stills	1	16	16.0	16	0	C. Michael	2	5	2.5	5	0
						C. Prorise	1	13	13.0	13	0
						P. Richardson	1	11	11.0	11	0
						J. Graham	1	11	11.0	11	0
<b>TOTAL</b>	<b>16</b>	<b>186</b>	<b>11.6</b>	<b>50</b>	<b>0</b>	<b>TOTAL</b>	<b>27</b>	<b>258</b>	<b>9.6</b>	<b>24</b>	<b>1</b>

### TEAM STATISTICS

	Miami	Seattle
Total First Downs	11	21
Third Down Eff.	3-14-21%	5-16-31%
Total Net Yards	214	352
Total Off. Plays	54	78
Avg. per Play	4.0	4.5
Net Yards Rushing	64	112
Total Rushing Plays	20	32
Net Yards Passing	150	240
Times Sacked/Yards Lost	5/36	3/18
Pass Atts-Comps-Ints	29-16-0	43-27-1
Punts-No. and Avg.	7-46.7	6-42.2
Penalties-No. and Yards	4-40	8-69
Fumbles-No. and Lost	2-0	1-1
Touchdowns	1	1
Field Goals Made-Att	1-2	2-2
Time of Possession	25:28	34:32

### DEFENSE

Miami	T	S	A	QB	Yds.	Int.	Yds.	PD	FF	FR
R. Jones	12	6	6	0.0	0.0	0	0	1	0	0
X. Howard	11	6	5	0.0	0.0	0	0	0	0	0
K. Alonso	11	3	8	0.0	0.0	0	0	0	0	1
K. Misi	10	5	5	0.0	0.0	0	0	0	0	0
I. Abdul-Quddus	8	3	5	0.0	0.0	1	9	2	0	0
<b>Additional Stats: Sacks:</b> N. Suh 1.0, M. Williams 1.0, J. Phillips 0.5, J. Jones 0.5.										
Seattle	T	S	A	QB	Yds.	Int.	Yds.	PD	FF	FR
K. Wright	11	3	8	1.0	2.0	0	0	0	0	0
K. Chancellor	7	3	4	0.0	0.0	0	0	0	0	0
B. Wagner	6	6	0	0.0	0.0	0	0	0	0	0
M. Bennett	6	2	4	1.0	9.0	0	0	0	0	0
E. Thomas	4	2	2	0.0	0.0	0	0	0	0	0
<b>Additional Stats: Sacks:</b> C. Avril 1.0, F. Clark 1.0, C. Marsh 1.0.										
<b>FF:</b> C. Marsh 1.										

# 2



## L.A. RAMS 9, SEATTLE SEAHAWKS 3 SUNDAY, SEPTEMBER 18, 2016 L.A. MEMORIAL COLISEUM



The Seattle Seahawks offense struggled to sustain drives and fumbled on their final drive of the game, losing the ball and losing to the Los Angeles Rams by a score of 9-3 in what was the Rams' first home game in Los Angeles since 1994. The Rams opened the game with a scoring drive, as Greg Zuerlein connected on a 39-yard field goal. After trading punts, Seattle evened the score as Steven Hauschka made a 23-yard field goal. The Rams added a 28-yard field goal late in the first half, giving L.A. the 6-3 lead at halftime. Zuerlein made his third field goal of the game on the Rams' second possession of the second half, pushing their lead to 9-3. After four straight second half drives ending in a punt, the Seahawks got the ball on their 12-yard line with 1:53 remaining. Russell Wilson hit Tyler Lockett for 53 yards on the first play from scrimmage. On third down, Wilson found Christine Michael out of the backfield but Rams linebacker Alex Ogletree hit Michael, forcing a fumble which Ogletree recovered for the Rams, securing the L.A. victory. With a crowd of 91,046, it was the second-largest crowd the Seahawks have played in front of in team history.

	Seattle	Los Angeles	0	3	0	0	3
LA	1	10:38	Zuerlein 39 FG (9-54, 4:22)				
SEA	2	14:45	Hauschka 23 FG (14-76, 7:08)				
LA	2	1:04	Zuerlein 28 FG (9-70, 3:15)				
LA	4	14:10	Zuerlein 47 FG (9-58, 4:28)				
Att.			91,046				

### STATISTICS

#### RUSHING

Seattle	Att	Yds	Avg	LG	TD	Los Angeles	Att	Yds	Avg	LG	TD
C. Michael	10	60	6.0	16	0	T. Gurley	19	51	2.7	11	0
R. Wilson	5	14	2.8	8	0	T. Austin	2	6	3.0	8	0
A. Collins	2	0	0.0	0	0	C. Keenum	3	5	1.7	7	0
T. Rawls	7	-7	-1.0	4	0	B. Cunningham	1	2	2.0	2	0
<b>TOTAL</b>	<b>24</b>	<b>67</b>	<b>2.8</b>	<b>16</b>	<b>0</b>	<b>TOTAL</b>	<b>25</b>	<b>64</b>	<b>2.6</b>	<b>11</b>	<b>0</b>

#### PASSING

Seattle	A	C	Yds	SK/YD	TD	LG	INT	RT	Los Angeles	A	C	Yds	SK/YD	TD	LG	INT	RT
R. Wilson	35	22	254	2/15	0	53	0	84.7	C. Keenum	30	18	239	3/20	0	44	0	85.3
<b>TOTAL</b>	<b>35</b>	<b>22</b>	<b>254</b>	<b>2/15</b>	<b>0</b>	<b>53</b>	<b>0</b>	<b>84.7</b>	<b>TOTAL</b>	<b>30</b>	<b>18</b>	<b>239</b>	<b>3/20</b>	<b>0</b>	<b>44</b>	<b>0</b>	<b>85.3</b>

#### RECEIVING

Seattle	No	Yds	Avg	LG	TD	Los Angeles	No	Yds	Avg	LG	TD
T. Lockett	4	99	24.8	53	0	K. Britt	6	94	15.7	36	0
J. Graham	3	42	14.0	17	0	T. Austin	5	50	10.0	27	0
P. Richardson	3	35	11.7	14	0	L. Kendrick	4	61	15.3	44	0
C. Michael	3	26	8.7	13	0	T. Gurley	1	19	19.0	19	0
D. Baldwin	3	20	6.7	8	0	B. Quick	1	8	8.0	8	0
T. Rawls	3	15	5.0	11	0	B. Cunningham	1	7	7.0	7	0
J. Kearse	2	11	5.5	9	0						
L. Willson	1	6	6.0	6	0						
<b>TOTAL</b>	<b>22</b>	<b>254</b>	<b>11.5</b>	<b>53</b>	<b>0</b>	<b>TOTAL</b>	<b>18</b>	<b>239</b>	<b>13.3</b>	<b>44</b>	<b>0</b>

### TEAM STATISTICS

	Seattle	Los Angeles
Total First Downs	17	17
Third Down Eff.	4-13-31%	3-12-25%
Total Net Yards	306	283
Total Off. Plays	61	58
Avg. per Play	5.0	4.9
Net Yards Rushing	67	64
Total Rushing Plays	24	25
Net Yards Passing	239	219
Times Sacked/Yards Lost	2/15	3/20
Pass Atts-Comps-Ints	35-22-0	30-18-0
Punts-No. and Avg.	7-44.1	6-39.5
Penalties-No. and Yards	10-114	9-78
Fumbles-No. and Lost	3-1	0-0
Touchdowns	0	0
Field Goals Made-Att	1-1	3-3
Time of Possession	30:03	29:57

### DEFENSE

	T	S	A	QB	Yds.	Int.	Yds.	PD	FF	FR
K. Wright	9	7	2	0.0	0.0	0	0	0	0	0
B. Wagner	8	5	3	0.0	0.0	0	0	0	0	0
K. Chancellor	5	4	1	0.0	0.0	0	0	0	0	0
M. Bennett	4	4	0	1.0	9.0	0	0	0	0	0
D. Shead	4	4	0	0.0	0.0	0	0	0	0	0
F. Clark	4	3	1	2.0	11.0	0	0	0	0	0
<b>Additional Stats:</b>	None									
<b>Los Angeles</b>	<b>T</b>	<b>S</b>	<b>A</b>	<b>QB</b>	<b>Yds.</b>	<b>Int.</b>	<b>Yds.</b>	<b>PD</b>	<b>FF</b>	<b>FR</b>
M. Barron	10	9	1	0.0	0.0	0	0	1	0	0
A. Ogletree	9	8	1	0.0	0.0	0	0	1	1	1
T. Johnson	6	5	1	0.0	0.0	0	0	0	0	1
L. Joyner	5	4	1	0.0	0.0	0	0	2	0	0
W. Hayes	5	1	4	1.0	8.0	0	0	0	0	0
<b>Additional Stats:</b>	<b>Sacks:</b> R. Quinn 1.0, <b>FF:</b> R. Quinn 1.									



# 3



## SEATTLE SEAHAWKS 37, SAN FRANCISCO 49ERS 18

### SUNDAY, SEPTEMBER 25, 2016

#### CENTURYLINK FIELD



The Seattle Seahawks offense totaled 418 yards while the defense held the San Francisco 49ers to 254 total yards in a 37-18 Seahawks victory at CenturyLink Field. Christine Michael rushed for 106 yards, Doug Baldwin caught 8 passes for 164 yards and Jimmy Graham caught 6 passes for 100 yards as the offense found its rhythm, pushing Seattle's record to 2-1 on the season. Seattle opened the game with a 3-play, 75-yard drive as Michael ran for a 41-yard touchdown. On the Seahawks' second drive, Michael rushed for a 4-yard touchdown, giving Seattle the 14-0 lead. The 49ers scored on a Phil Dawson field goal and Russell Wilson found Graham on an 18-yard TD pass, giving Seattle the 24-3 lead. Three Steven Hauschka field goals pushed the score to 30-3. Trevone Boykin entered the game after Wilson injured his left knee, and Boykin connected with Baldwin on a 16-yard TD pass for the 37-3 lead. Carlos Hyde scored twice late in the fourth quarter for the 49ers on two runs of eight yards each, for a final score of 37-18.

<b>San Francisco</b>	0	3	0	15	<b>18</b>
<b>Seattle</b>	14	10	6	7	<b>37</b>

						San Francisco	Seattle
SEA	1	14:17	Michael 41 run (Hauschka kick) (3-75, 0:43)			0	7
SEA	1	4:08	Michael 4 run (Hauschka kick) (14-62, 8:24)			0	14
SF	2	9:41	Dawson 22 FG (5-26, 1:58)			3	14
SEA	2	7:53	Graham 18 pass Wilson (Hauschka kick) (4-73, 1:48)			3	21
SEA	2	1:13	Hauschka 33 FG (7-42, 2:39)			3	24
SEA	3	6:53	Hauschka 33 FG (6-12, 4:08)			3	27
SEA	3	2:29	Hauschka 22 FG (7-16, 3:34)			3	30
SEA	4	12:53	Baldwin 16 pass Boykin (Hauschka kick) (7-58, 3:37)			3	37
SF	4	7:50	Hyde 8 run (Dawson kick) (11-75, 5:03)			10	37
SF	4	0:56	Hyde 8 run (Hyde run) (8-47, 2:44)			18	37
Att. 69,010							

### STATISTICS

#### RUSHING

San Francisco	Att	Yds	Avg	LG	TD	Seattle	Att	Yds	Avg	LG	TD
C. Hyde	21	103	4.9	34	2	C. Michael	20	106	5.3	41t	2
B. Gabbert	5	22	4.4	10	0	A. Collins	4	12	3.0	4	0
S. Draughn	5	10	2.0	7	0	T. Magee	3	12	4.0	5	0
						R. Wilson	1	3	3.0	3	0
						T. Boykin	2	-2	-1.0	0	0
						D. Baldwin	1	-4	-4.0	-4	0
<b>TOTAL</b>	<b>31</b>	<b>135</b>	<b>4.4</b>	<b>34</b>	<b>2</b>	<b>TOTAL</b>	<b>31</b>	<b>127</b>	<b>4.1</b>	<b>41t</b>	<b>2</b>

#### PASSING

San Francisco	A	C	Yds	SK/YD	TD	LG	INT	RT	Seattle	A	C	Yds	SK/YD	TD	LG	INT	RT
B. Gabbert	25	14	119	0/0	0	20	1	51.9	R. Wilson	23	15	243	2/17	1	59	0	114.9
									T. Boykin	9	7	65	0/0	1	23	1	94.2
<b>TOTAL</b>	<b>25</b>	<b>14</b>	<b>119</b>	<b>0/0</b>	<b>0</b>	<b>20</b>	<b>1</b>	<b>51.9</b>	<b>TOTAL</b>	<b>32</b>	<b>22</b>	<b>308</b>	<b>2/17</b>	<b>2</b>	<b>59</b>	<b>1</b>	<b>107.3</b>

#### RECEIVING

San Francisco	No	Yds	Avg	LG	TD	Seattle	No	Yds	Avg	LG	TD
T. Smith	3	35	11.7	13	0	D. Baldwin	8	164	20.5	59	1
G. Celek	3	25	8.3	18	0	J. Graham	6	100	16.7	40	1
J. Kerley	2	24	12.0	20	0	A. Collins	2	19	9.5	10	0
V. McDonald	2	4	2.0	2	0	J. Kearse	2	11	5.5	9	0
R. Streater	1	19	19.0	19	0	L. Willson	2	9	4.5	7	0
Q. Patton	1	8	8.0	8	0	C. Michael	2	5	2.5	5	0
S. Draughn	1	2	2.0	2	0						
C. Hyde	1	2	2.0	2	0						
<b>TOTAL</b>	<b>14</b>	<b>119</b>	<b>8.5</b>	<b>20</b>	<b>0</b>	<b>TOTAL</b>	<b>22</b>	<b>308</b>	<b>14.0</b>	<b>59</b>	<b>2</b>

#### TEAM STATISTICS

	San Francisco	Seattle
Total First Downs	12	18
Third Down Eff.	4-15-27%	9-14-64%
Total Net Yards	254	418
Total Off. Plays	56	65
Avg. per Play	4.5	6.4
Net Yards Rushing	135	127
Total Rushing Plays	31	31
Net Yards Passing	119	291
Times Sacked/Yards Lost	0/0	2/17
Pass Atts-Comps-Ints	25-14-1	32-22-1
Punts-No. and Avg.	7-45.6	2-51.0
Penalties-No. and Yards	4-35	6-50
Fumbles-No. and Lost	1-0	1-1
Touchdowns	2	4
Field Goals Made-Att	1-2	3-3
Time of Possession	24:03	35:57

#### DEFENSE

San Francisco	T	S	A	QB	Yds.	Int.	Yds.	PD	FF	FR
E. Reid	12	7	5	0.0	0.0	0	0	1	0	0
D. Buckner	8	1	7	0.0	0.0	0	0	0	0	0
N. Bowman	7	6	1	0.0	0.0	0	0	0	1	0
G. Hodges	6	1	5	0.0	0.0	0	0	0	0	1
M. Purcell	6	0	6	0.0	0.0	0	0	0	0	0
<b>Additional Stats: Sacks: A. Brooks 1.0, G. Dorsey 1.0. INT: N. Bellore 1.</b>										
Seattle	T	S	A	QB	Yds.	Int.	Yds.	PD	FF	FR
K. Chancellor	8	5	3	0.0	0.0	0	0	1	0	0
D. Shead	7	7	0	0.0	0.0	0	0	1	1	0
K. Wright	7	3	4	0.0	0.0	0	0	0	0	0
B. Wagner	6	0	6	0.0	0.0	1	9	2	0	0
A. Rubin	5	1	4	0.0	0.0	0	0	0	0	0
<b>Additional Stats: None</b>										





# 6



## SEATTLE SEAHAWKS 6, ARIZONA CARDINALS 6

### SUNDAY, OCTOBER 23, 2016

#### UNIVERSITY OF PHOENIX STADIUM



The Seattle Seahawks recorded the first tie in franchise history Sunday night against the Arizona Cardinals, as the Seahawks offense could not get going during regulation, but the defense came up with big plays when needed to keep Seattle in the game and force overtime which ended in a 6-6 tie after both teams missed field goals to win the game. Arizona scored on their first drive of the second quarter on a Chandler Catanzaro field goal. Seattle's offense punted on its first nine drives of the game before Tanner McEvoy blocked a Cardinals' punt in the fourth quarter, giving Seattle the ball in field goal range, and Steven Hauschka connected on the 40-yard field goal to tie the score at 3-3. Arizona won the toss entering overtime, elected to receive, and drove 48 yards and Catanzaro made a 45-yard field goal to give the Cardinals a 6-3 lead. Seattle responded with a 57-yard drive, and Hauschka made a 36-yard field goal to tie the game at 6-6. On the Cardinals' ensuing possession, Carson Palmer drove down to the one-yard line, but Seattle's defense forced a field goal attempt, which Catanzaro missed off of the left upright. Russell Wilson drove the Seahawks down the field, setting up a 28-yard field goal attempt by Hauschka to win the game, but missed wide left. The Cardinals did not convert on their last-second attempt, and the game ended in a 6-6 tie.

<b>Seattle</b>	0	0	0	3	3	<b>6</b>
<b>Arizona</b>	0	3	0	0	3	<b>6</b>

					Seattle	Arizona
AZ	2	3:11	Catanzaro 46 FG (15-53, 8:24)		0	3
SEA	4	4:00	Hauschka 40 FG (4-0, 0:33)		3	3
AZ	OT	11:23	Catanzaro 45 FG (9-48, 3:37)		3	6
SEA	OT	6:42	Hauschka 36 FG (9-57, 4:41)		6	6
Att. 65,089						

### STATISTICS

#### RUSHING

Seattle	Att	Yds	Avg	LG	TD	Arizona	Att	Yds	Avg	LG	TD
C. Michael	16	52	3.3	10	0	D. Johnson	33	113	3.4	14	0
A. Collins	1	2	2.0	2	0	C. Palmer	1	8	8.0	8	0
C. Prorise	1	0	0.0	0	0	A. Ellington	2	7	3.5	5	0
R. Wilson	1	-2	-2.0	-2	0	J. Nelson	1	4	4.0	4	0
<b>TOTAL</b>	<b>19</b>	<b>52</b>	<b>2.7</b>	<b>10</b>	<b>0</b>	<b>TOTAL</b>	<b>37</b>	<b>132</b>	<b>3.6</b>	<b>14</b>	<b>0</b>

#### PASSING

Seattle	A	C	Yds	SK/YD	TD	LG	INT	RT	Arizona	A	C	Yds	SK/YD	TD	LG	INT	RT
R. Wilson	37	24	225	1/20	0	31	0	81.5	C. Palmer	49	29	342	4/31	0	40	0	80.5
<b>TOTAL</b>	<b>37</b>	<b>24</b>	<b>225</b>	<b>1/20</b>	<b>0</b>	<b>31</b>	<b>0</b>	<b>81.5</b>	<b>TOTAL</b>	<b>49</b>	<b>29</b>	<b>342</b>	<b>4/31</b>	<b>0</b>	<b>40</b>	<b>0</b>	<b>80.5</b>

#### RECEIVING

Seattle	No	Yds	Avg	LG	TD	Arizona	No	Yds	Avg	LG	TD
D. Baldwin	6	69	11.5	27	0	L. Fitzgerald	9	70	7.8	19	0
J. Graham	5	53	10.6	14	0	D. Johnson	8	58	7.3	15	0
J. Kearse	3	51	17.0	31	0	M. Floyd	5	65	13.0	18	0
C. Michael	3	3	1.0	6	0	J. Nelson	3	84	28.0	40	0
C. Prorise	2	17	8.5	9	0	I. Momah	2	50	25.0	27	0
T. Lockett	2	13	6.5	8	0	J. Gresham	2	15	7.5	9	0
P. Richardson	1	10	10.0	10	0						
T. McEvoy	1	10	10.0	10	0						
R. Wilson	1	-1	-1.0	-1	0						
<b>TOTAL</b>	<b>24</b>	<b>225</b>	<b>9.4</b>	<b>31</b>	<b>0</b>	<b>TOTAL</b>	<b>29</b>	<b>342</b>	<b>11.8</b>	<b>40</b>	<b>0</b>

#### TEAM STATISTICS

	Seattle	Arizona
Total First Downs	11	23
Third Down Eff.	3-14-21%	10-21-48%
Total Net Yards	257	443
Total Off. Plays	57	90
Avg. per Play	4.5	4.9
Net Yards Rushing	52	132
Total Rushing Plays	19	37
Net Yards Passing	205	311
Times Sacked/Yards Lost	1/20	4/31
Pass Atts-Comps-Ints	37-24-0	49-29-0
Punts-No. and Avg.	9-46.0	7-32.7
Penalties-No. and Yards	10-90	6-45
Fumbles-No. and Lost	2-0	1-0
Touchdowns	0	0
Field Goals Made-Att	2-3	2-4
Time of Possession	28:39	46:21

#### DEFENSE

	T	S	A	QB	Yds.	Int.	Yds.	PD	FF	FR
B. Wagner	13	12	1	0.0	0.0	0	0	0	0	0
K. Wright	10	10	0	0.0	0.0	0	0	1	0	0
D. Shead	9	8	1	0.0	0.0	0	0	1	0	0
J. Lane	7	6	1	0.0	0.0	0	0	1	0	0
A. Rubin	6	6	0	0.0	0.0	0	0	0	0	0
K. McCray	6	5	1	0.0	0.0	0	0	0	0	0
<b>Additional Stats: Sacks:</b> C. Avril 2.5, F. Clark 1.5. <b>FF:</b> F. Clark 1. C. Avril 1. <b>Block FG:</b> B. Wagner 1. <b>Block Punt:</b> T. McEvoy 1.										
Arizona	T	S	A	QB	Yds.	Int.	Yds.	PD	FF	FR
D. Bucannon	13	11	2	0.0	0.0	0	0	0	0	0
M. Cooper	8	8	0	0.0	0.0	0	0	0	0	0
K. Minter	7	6	1	0.0	0.0	0	0	0	0	0
Ch. Jones	3	3	0	1.0	20.0	0	0	0	1	0
<b>Additional Stats: FF:</b> M. Golden 1,										

# 7



## NEW ORLEANS SAINTS 25, SEATTLE SEAHAWKS 20

### SUNDAY, OCTOBER 30, 2016

#### MERCEDES-BENZ SUPERDOME



The Seattle Seahawks last-second effort fell short as Jermaine Kearse could only get one foot down in the end zone on a fade route thrown by Russell Wilson and the Seahawks lost to the Saints by a score of 25-20 in New Orleans. Seattle scored mid-way through the first quarter when Earl Thomas recovered a Mark Ingram fumble and returned it 34 yards for a touchdown and the 7-0 lead. Christine Michael scored on a 2-yard run for the Seahawks and Wil Lutz connected on two second-quarter field goals and Drew Brees scored on a QB sneak at the end of the second quarter for a halftime score of 14-13. The teams traded field goals in the third quarter, keeping Seattle's lead at 17-16 heading into the fourth. Brees hit Brandin Cooks on a 2-yard TD to give the Saints a 22-17 lead. Seattle scored on a 21-yard field goal by Steven Hauschka to bring the score to 22-20, and Lutz connected on a 41-yard FG to push the lead to 25-20 with 1:57 remaining. Seattle moved down the field but on fourth down from the 10-yard line with :02 remaining, Wilson hit Kearse in the back corner of the end zone but he could only get one foot down in bounds and the Seahawks lost by a final score of 25-20.

<b>Seattle</b>	7	7	3	3	<b>20</b>
<b>New Orleans</b>	0	13	3	9	<b>25</b>

					Seattle	New Orleans
SEA	1	7:53	Thomas 34 fumble return (Hauschka kick)		7	0
NO	2	11:33	Lutz 22 FG (15-83, 7:00)		7	3
SEA	2	9:53	Michael 2 run (Hauschka kick) (4-75, 1:40)		14	3
NO	2	5:15	Lutz 53 FG (10-40, 4:38)		14	6
NO	2	0:49	Brees 1 run (Lutz kick) (9-37, 4:13)		14	13
SEA	3	8:56	Hauschka 44 FG (11-49, 6:04)		17	13
NO	3	3:14	Lutz 21 FG (11-74, 5:42)		17	16
NO	4	12:24	Cooks 2 pass Brees (pass failed) (9-71, 4:27)		17	22
SEA	4	6:38	Hauschka 21 FG (13-72, 5:46)		20	22
NO	4	1:57	Lutz 41 FG (11-52, 4:41)		20	25
Att. 73,188						

### STATISTICS

#### RUSHING

Seattle	Att	Yds	Avg	LG	TD	New Orleans	Att	Yds	Avg	LG	TD
C. Michael	10	40	4.0	10	1	T. Hightower	26	102	3.9	28	0
C. Proise	4	23	5.8	8	0	D. Lasco	5	15	3.0	5	0
R. Wilson	3	11	3.7	5	0	M. Ingram	3	5	1.7	2	0
						D. Brees	1	1	1.0	1t	1
<b>TOTAL</b>	<b>17</b>	<b>74</b>	<b>4.4</b>	<b>10</b>	<b>1</b>	<b>TOTAL</b>	<b>35</b>	<b>123</b>	<b>3.5</b>	<b>28</b>	<b>1</b>

#### PASSING

Seattle	A	C	Yds	SK/YD	TD	LG	INT	RT	New Orleans	A	C	Yds	SK/YD	TD	LG	INT	RT
R. Wilson	34	22	253	1/11	0	27	1	74.8	D. Brees	35	27	265	2/13	1	38	0	107.4
T. McEvoy	1	1	43	0/0	0	43	0	118.8									
J. Ryan	1	0	0	0/0	0	0	0	39.6									
<b>TOTAL</b>	<b>36</b>	<b>23</b>	<b>296</b>	<b>1/11</b>	<b>0</b>	<b>43</b>	<b>1</b>	<b>78.0</b>	<b>TOTAL</b>	<b>35</b>	<b>27</b>	<b>265</b>	<b>2/13</b>	<b>1</b>	<b>38</b>	<b>0</b>	<b>107.4</b>

#### RECEIVING

Seattle	No	Yds	Avg	LG	TD	New Orleans	No	Yds	Avg	LG	TD
C. Proise	4	80	20.0	43	0	M. Thomas	6	63	10.5	17	0
J. Kearse	4	57	14.3	23	0	W. Snead	6	56	9.3	16	0
D. Baldwin	4	51	12.8	27	0	B. Cooks	4	44	11.0	20	1
T. Lockett	4	32	8.0	10	0	C. Fleener	4	36	9.0	13	0
J. Graham	3	34	11.3	15	0	B. Coleman	2	44	22.0	38	0
P. Richardson	2	33	16.5	23	0	J. Kuhn	2	12	6.0	7	0
N. Vannett	1	7	7.0	7	0	T. Cadet	1	7	7.0	7	0
C. Michael	1	2	2.0	2	0	J. Hill	1	3	3.0	3	0
						T. Hightower	1	0	0.0	0	0
<b>TOTAL</b>	<b>23</b>	<b>296</b>	<b>12.9</b>	<b>43</b>	<b>0</b>	<b>TOTAL</b>	<b>27</b>	<b>265</b>	<b>9.8</b>	<b>38</b>	<b>1</b>

#### TEAM STATISTICS

	Seattle	New Orleans
Total First Downs	15	28
Third Down Eff.	5-11-45%	9-15-60%
Total Net Yards	359	375
Total Off. Plays	54	72
Avg. per Play	6.6	5.2
Net Yards Rushing	74	123
Total Rushing Plays	17	35
Net Yards Passing	285	252
Times Sacked/Yards Lost	1/11	2/13
Pass Atts-Comps-Ints	36-23-1	35-27-0
Punts-No. and Avg.	3-48.7	2-46.0
Penalties-No. and Yards	11-76	2-10
Fumbles-No. and Lost	1-0	1-1
Touchdowns	2	2
Field Goals Made-Att	2-2	4-4
Time of Possession	23:48	36:12

#### DEFENSE

Seattle	T	S	A	QB	Yds.	Int.	Yds.	PD	FF	FR
B. Wagner	15	11	4	0.0	0.0	0	0	0	0	0
K. McCray	10	6	4	0.0	0.0	0	0	0	0	0
D. Shead	8	6	2	0.0	0.0	0	0	0	0	0
R. Sherman	8	5	3	0.0	0.0	0	0	0	0	0
K. Wright	6	4	2	0.0	0.0	0	0	0	0	0
F. Clark	6	3	3	1.0	5.0	0	0	0	0	0
<b>Additional Stats: Sacks: C. Avril 1.0. FF: C. Avril 1. FR: E. Thomas 1 (TD).</b>										
New Orleans	T	S	A	QB	Yds.	Int.	Yds.	PD	FF	FR
J. Byrd	10	8	2	0.0	0.0	0	0	0	0	0
C. Robertson	8	5	3	0.0	0.0	0	0	0	0	0
K. Crawley	6	6	0	0.0	0.0	0	0	0	0	0
D. Ellerbe	5	4	1	0.0	0.0	0	0	0	0	0
N. Stupar	4	4	0	0.0	0.0	1	0	1	0	0
<b>Additional Stats: Sacks: P. Kruger 1.0.</b>										





# 9



## SEATTLE SEAHAWKS 31, NEW ENGLAND PATRIOTS 24

### SUNDAY, NOVEMBER 13

#### GILLETTE STADIUM



The Seattle Seahawks won in New England on Sunday Night Football in a game that saw seven lead changes as Russell Wilson out-dued Tom Brady, passing for 348 yards and three touchdowns, and the Seahawks defense stopped the Patriots on the one-yard line with 11 seconds remaining to secure the 31-24 victory. LeGarrette Blount scored two first-half touchdowns for New England, and the Patriots defense held Seattle out of the end zone in the first quarter, as Steven Hauschka connected on two field goals. In the second quarter, Wilson hit Doug Baldwin on touchdowns of 6 and 18 yards, giving Seattle the halftime lead of 19-14. Blount scored his third TD of the game in the third quarter on a 13-yard run giving New England a 21-19 lead. Hauschka made a 41-yard field goal to take a 22-21 lead entering the fourth quarter. The Patriots regained the lead on a Stephen Gostkowski field goal but Seattle responded with a 58-yard drive and Hauschka 23-yard field goal to go ahead 25-24 with 8:56 remaining. On the Patriots ensuing possession, Kam Chancellor forced a Julian Edelman fumble which Richard Sherman recovered. Seattle drove 48 yards and Wilson connected with Baldwin on their third TD of the game. The Seahawks went for two, trying to make it a two-score game but the try was unsuccessful and New England took over, down 31-24 with 4:24 remaining. Brady drove the Patriots down to the one-yard line, but Seattle's defense held stout, returned the ball to the offense on downs and secured the 31-24 victory.

<b>Seattle</b>	6	13	3	9	<b>31</b>
<b>New England</b>	7	7	7	3	<b>24</b>

					Seattle	New England
NE	1	10:19	Blount 1 run (Gostkowski kick) (9-75, 4:41)		0	7
SEA	1	7:10	Hauschka 27 FG (8-52, 3:09)		3	7
SEA	1	1:33	Hauschka 31 FG (10-66, 4:13)		6	7
SEA	2	10:52	Baldwin 6 pass Wilson (kick blocked) (10-65, 4:10)		12	7
NE	2	1:05	Blount 1 run (Gostkowski kick) (11-81, 4:59)		12	14
SEA	2	0:06	Baldwin 18 pass Wilson (Hauschka kick) (7-75, 0:59)		19	14
NE	3	7:52	Blount 13 run (Gostkowski kick) (10-91, 5:34)		19	21
SEA	3	2:52	Hauschka 41 FG (9-52, 5:00)		22	21
NE	4	13:00	Gostkowski 30 FG (10-63, 4:52)		22	24
SEA	4	8:56	Hauschka 23 FG (8-58, 4:04)		25	24
SEA	4	4:24	Baldwin 15 pass Wilson (pass failed) (8-48, 4:05)		31	24
Att. 66,829						

### STATISTICS

#### RUSHING

Seattle	Att	Yds	Avg	LG	TD	New England	Att	Yds	Avg	LG	TD
C. Proise	17	66	3.9	10	0	L. Blount	21	69	3.3	13t	3
C. Michael	5	22	4.4	9	0	T. Brady	5	7	1.4	3	0
R. Wilson	3	6	2.0	6	0	J. White	2	5	2.5	3	0
A. Collins	1	2	2.0	2	0						
<b>TOTAL</b>	<b>26</b>	<b>96</b>	<b>3.7</b>	<b>10</b>	<b>0</b>	<b>TOTAL</b>	<b>28</b>	<b>81</b>	<b>2.9</b>	<b>13</b>	<b>3</b>

#### PASSING

Seattle	A	C	Yds	SK/YD	TD	LG	INT	RT	New England	A	C	Yds	SK/YD	TD	LG	INT	RT
R. Wilson	37	25	348	3/24	3	39	0	124.6	T. Brady	32	23	316	2/12	0	36	1	90.1
<b>TOTAL</b>	<b>37</b>	<b>25</b>	<b>248</b>	<b>3/24</b>	<b>3</b>	<b>39</b>	<b>0</b>	<b>124.6</b>	<b>TOTAL</b>	<b>32</b>	<b>23</b>	<b>316</b>	<b>2/12</b>	<b>0</b>	<b>36</b>	<b>1</b>	<b>90.1</b>

#### RECEIVING

Seattle	No	Yds	Avg	LG	TD	New England	No	Yds	Avg	LG	TD
C. Proise	7	87	12.4	38	0	M. Bennett	7	102	14.6	36	0
D. Baldwin	6	59	9.8	18t	3	J. Edelman	7	99	14.1	33	0
J. Graham	4	48	12.0	19	0	J. White	4	32	8.0	13	0
T. Lockett	3	72	24.0	36	0	R. Gronkowski	3	56	18.7	26	0
P. Richardson	2	52	26.0	39	0	D. Amendola	1	14	14.0	14	0
J. Kearse	2	26	13.0	20	0	M. Mitchell	1	13	13.0	13	0
C. Michael	1	4	4.0	4	0						
<b>TOTAL</b>	<b>25</b>	<b>348</b>	<b>13.9</b>	<b>39</b>	<b>3</b>	<b>TOTAL</b>	<b>23</b>	<b>316</b>	<b>13.7</b>	<b>36</b>	<b>0</b>

#### TEAM STATISTICS

	Seattle	New England
Total First Downs	23	25
Third Down Eff.	6-12-50%	6-10-60%
Total Net Yards	420	385
Total Off. Plays	66	62
Avg. per Play	6.4	6.2
Net Yards Rushing	96	81
Total Rushing Plays	26	28
Net Yards Passing	324	304
Times Sacked/Yards Lost	3/24	2/12
Pass Atts-Comps-Ints	37-25-0	32-23-1
Punts-No. and Avg.	2-52.5	2-46.0
Penalties-No. and Yards	8-60	7-61
Fumbles-No. and Lost	1-0	3-1
Touchdowns	3	3
Field Goals Made-Att	4-4	1-1
Time of Possession	30:25	29:35

#### DEFENSE

Seattle	T	S	A	QB	Yds.	Int.	Yds.	PD	FF	FR
E. Thomas	9	6	3	0.0	0.0	0	0	0	0	0
K. Wright	8	5	3	0.0	0.0	0	0	0	0	0
K. Chancellor	8	4	4	0.0	0.0	0	0	1	1	0
R. Sherman	7	3	4	0.0	0.0	0	0	0	0	1
T. McDaniel	6	1	5	0.0	0.0	0	0	0	0	0
F. Clark	5	3	2	1.0	5.0	0	0	0	0	0
<b>Additional Stats: Sacks:</b> J. Reed 0.5, D. Moore 0.5. <b>INT:</b> D. Shead 1.										
New England	T	S	A	QB	Yds.	Int.	Yds.	PD	FF	FR
D. Hightower	10	6	4	0.0	0.0	0	0	1	0	0
M. Butler	9	7	2	0.0	0.0	0	0	0	0	0
P. Chung	6	5	1	0.0	0.0	0	0	0	0	0
R. Ninkovich	6	3	3	1.0	9.0	0	0	0	0	0
D. McCourty	6	3	3	0.0	0.0	0	0	0	0	0
<b>Additional Stats: Sacks:</b> T. Flowers 2.0. <b>FF:</b> M. Brown 1.										

# 10



## SEATTLE SEAHAWKS 26, PHILADELPHIA EAGLES 15

### SUNDAY, NOVEMBER 20, 2016

#### CENTURYLINK FIELD



The Seattle Seahawks outgained the visiting Philadelphia Eagles, 439 to 308 yards, and won by a score of 26-15. On Seattle's second possession, C.J. Prosise broke off a 72-yard TD run, giving Seattle a 6-0 lead after the extra point attempt was blocked. Philadelphia took the lead, 7-6, in the second quarter when Carson Wentz hit Zach Ertz on a 4-yard TD. The Seahawks responded with a 92-yard drive when Russell Wilson hit Jimmy Graham on a 35-yard TD pass.

Seattle added a Steven Hauschka field goal on its ensuing possession, taking a 16-7 at the half. Seattle scored its first third-quarter touchdown of the season when Wilson caught a TD pass, thrown by Doug Baldwin on an end-around throwback pass. A Hauschka 35-yard field goal in the fourth quarter pushed Seattle's lead to 26-7. Wentz hit Dorial Green-Beckham on a 5-yard TD, and hit Nelson Agholor for the 2-point conversion to bring the score to 26-15. Seattle recovered the onside kick attempt and Seattle's defense prevented any more scores, securing the 26-15 victory. Kam Chancellor and Richard Sherman both recorded interceptions for Seattle's defense.

<b>Philadelphia</b>	0	7	0	8	<b>15</b>
<b>Seattle</b>	6	10	7	3	<b>26</b>

						Philadelphia	Seattle
SEA	1	11:02	Prosise 72 run (kick blocked) (2-80, 0:48)			0	6
PHI	2	14:13	Ertz 4 pass Wentz (Sturgis kick) (13-68, 7:35)			7	6
SEA	2	8:20	Graham 35 pass Wilson (Hauschka kick) (10-92, 5:53)			7	13
SEA	2	3:47	Hauschka 21 FG (6-74, 1:45)			7	16
SEA	3	7:31	Wilson 15 pass Baldwin (Hauschka kick) (6-59, 2:16)			7	23
SEA	4	13:34	Hauschka 35 FG (8-24, 2:42)			7	26
PHI	4	3:42	Green-Beckham 5 pass Wentz (Wentz-Agholor pass) (10-66, 3:33)			15	26
Att. 69,190							

### STATISTICS

#### RUSHING

Philadelphia	Att	Yds	Avg	LG	TD	Seattle	Att	Yds	Avg	LG	TD
W. Smallwood	13	48	3.7	18	0	C. Prosise	4	76	19.0	72t	1
R. Mathews	7	31	4.4	18	0	T. Rawls	14	57	4.1	18	0
K. Barner	3	17	5.7	11	0	R. Wilson	8	19	2.4	7	0
D. Sproles	2	15	7.5	8	0	T. Pope	2	3	1.5	2	0
C. Wentz	1	2	2.0	2	0	W. Tukuafu	1	2	2.0	2	0
						T. Boykin	1	-5	-5.0	-5	0
<b>TOTAL</b>	<b>26</b>	<b>113</b>	<b>4.3</b>	<b>18</b>	<b>0</b>	<b>TOTAL</b>	<b>30</b>	<b>152</b>	<b>5.1</b>	<b>72t</b>	<b>1</b>

#### PASSING

Philadelphia	A	C	Yds	SK/YD	TD	LG	INT	RT	Seattle	A	C	Yds	SK/YD	TD	LG	INT	RT
C. Wentz	45	23	218	2/23	2	26	2	61.2	R. Wilson	31	18	272	1/0	1	44	0	97.8
									D. Baldwin	1	1	15	0/0	1	15t	0	158.3
<b>TOTAL</b>	<b>45</b>	<b>23</b>	<b>218</b>	<b>2/23</b>	<b>2</b>	<b>26</b>	<b>2</b>	<b>61.2</b>	<b>TOTAL</b>	<b>32</b>	<b>19</b>	<b>287</b>	<b>1/0</b>	<b>2</b>	<b>44</b>	<b>0</b>	<b>109.8</b>

#### RECEIVING

Philadelphia	No	Yds	Avg	LG	TD	Seattle	No	Yds	Avg	LG	TD
Z. Ertz	6	35	5.8	11	1	D. Baldwin	4	104	26.0	44	0
J. Matthews	5	59	11.8	26	0	J. Graham	3	46	15.3	35t	1
D. Green-Beckham	5	54	10.8	21	1	T. Rawls	3	31	10.3	20	0
W. Smallwood	4	31	7.8	18	0	T. Lockett	2	39	19.5	30	0
B. Celek	1	19	19.0	19	0	J. Kearse	2	29	14.5	17	0
T. Burton	1	14	14.0	14	0	C. Prosise	2	5	2.5	5	0
D. Sproles	1	6	6.0	6	0	R. Wilson	1	15	15.0	15t	1
						L. Willson	1	12	12.0	12	0
<b>TOTAL</b>	<b>23</b>	<b>218</b>	<b>9.5</b>	<b>26</b>	<b>2</b>	<b>P. Richardson</b>	<b>1</b>	<b>6</b>	<b>6.0</b>	<b>6</b>	<b>0</b>

#### TEAM STATISTICS

	Philadelphia	Seattle
Total First Downs	20	18
Third Down Eff.	6-16-36%	5-15-33%
Total Net Yards	308	439
Total Off. Plays	73	63
Avg. per Play	4.2	7.0
Net Yards Rushing	113	152
Total Rushing Plays	26	30
Net Yards Passing	195	287
Times Sacked/Yards Lost	2/23	1/0
Pass Atts-Comps-Ints	45-23-2	32-19-0
Punts-No. and Avg.	7-49.1	6-46.5
Penalties-No. and Yards	8-48	7-48
Fumbles-No. and Lost	1-0	1-0
Touchdowns	2	3
Field Goals Made-Att	0-0	2-3
Time of Possession	31:06	28:54

#### DEFENSE

Philadelphia	T	S	A	QB	Yds.	Int.	Yds.	PD	FF	FR
M. Jenkins	7	4	3	0.0	0.0	0	0	0	0	0
N. Carroll	6	4	2	0.0	0.0	0	0	1	0	0
N. Bradham	6	4	2	0.0	0.0	0	0	1	0	0
J. Hicks	6	4	2	0.0	0.0	0	0	0	0	0
F. Cox	4	2	2	0.0	0.0	0	0	0	0	0
<b>Additional Stats: Sacks: V. Curry 0.5, M. Smith 0.5.</b>										
Seattle	T	S	A	QB	Yds.	Int.	Yds.	PD	FF	FR
B. Wagner	15	5	10	1.0	9.0	0	0	0	0	0
K. Wright	10	6	4	0.0	0.0	0	0	1	0	0
K. Chancellor	8	1	7	0.0	0.0	1	5	2	0	0
J. Lane	6	5	1	0.0	0.0	0	0	0	0	0
R. Sherman	4	2	2	0.0	0.0	1	0	2	0	0
<b>Additional Stats: Sacks: C. Avril 1.0. FF: C. Avril 1.</b>										

# 11



## TAMPA BAY BUCCANEERS 14, SEATTLE SEAHAWKS 5

### SUNDAY, NOVEMBER 27

#### RAYMOND JAMES STADIUM



The Seattle Seahawks offense could not convert on third downs and had trouble moving the ball in addition to turning the ball over three times, as Tampa Bay's 14 first quarter points were enough for the Buccaneers to seal the 14-5 victory in Tampa. The Buccaneers took the opening drive of the game 78 yards in 14 plays and Jameis Winston hit Mike Evans for a 3-yard TD. After a Seattle three-and-out, Winston led the Bucs 62 yards in five plays and again hit Evans, this time for a 23-yard TD, giving Tampa Bay the 14-0 lead. After a Jon Ryan punt pinned Tampa Bay on their four-yard line, a holding penalty in the end zone resulted in a Seahawks safety. Seattle added a Steven Hauschka field goal on the ensuing possession, bringing the score to 14-5. A Seahawks drive late in the first half ended when Russell Wilson was intercepted by Alterraun Verner. The Seahawks punted on their first four drives of the second half, but forced a Buccaneers fumble with 10 minutes left in the fourth quarter, and drove into field goal range but Jimmy Graham was hit and fumbled, returning the ball to Tampa Bay. Kam Chancellor then intercepted Winston in the end zone with four minutes left, but Wilson under pressure threw deep and was intercepted by Bradley McDougald at the 2-yard line. Tampa Bay ran out the clock and secured the 14-5 victory.

	Seattle	Tampa Bay	0	5	0	0	0	5	14	
TB	1	7:34	Evans 3 pass Winston (Aguayo kick) (14-78, 7:26)						0	7
TB	1	2:53	Evans 23 pass Winston (Aguayo kick) (5-62, 3:01)						0	14
SEA	2	13:23	Penalty on Stocker enforced in end zone for a safety						2	14
SEA	2	10:39	Hauschka 43 FG (8-47, 2:44)						5	14
Att.	63,674									

### STATISTICS

#### RUSHING

Seattle	Att	Yds	Avg	LG	TD	Tampa Bay	Att	Yds	Avg	LG	TD
R. Wilson	8	80	10.0	17	0	D. Martin	23	87	3.8	11	0
T. Rawls	12	38	3.2	8	0	P. Barber	5	16	3.2	7	0
T. Lockett	1	9	9.0	9	0	J. Winston	5	12	2.4	8	0
W. Tukuafu	1	0	0.0	0	0	A. Humphries	2	3	1.5	8	0
<b>TOTAL</b>	<b>22</b>	<b>127</b>	<b>5.8</b>	<b>17</b>	<b>0</b>	<b>TOTAL</b>	<b>35</b>	<b>118</b>	<b>3.4</b>	<b>11</b>	<b>0</b>

#### PASSING

Seattle	A	C	Yds	SK/YD	TD	LG	INT	RT	Tampa Bay	A	C	Yds	SK/YD	TD	LG	INT	RT
R. Wilson	33	17	151	6/33	0	21	2	38.8	J. Winston	28	21	220	0/0	2	27	1	106.3
<b>TOTAL</b>	<b>33</b>	<b>17</b>	<b>151</b>	<b>6/33</b>	<b>0</b>	<b>21</b>	<b>2</b>	<b>38.8</b>	<b>TOTAL</b>	<b>28</b>	<b>21</b>	<b>220</b>	<b>0/0</b>	<b>2</b>	<b>27</b>	<b>1</b>	<b>106.3</b>

#### RECEIVING

Seattle	No	Yds	Avg	LG	TD	Tampa Bay	No	Yds	Avg	LG	TD
D. Baldwin	7	34	4.9	12	0	M. Evans	8	104	13.0	26	2
J. Graham	6	67	11.2	21	0	C. Brate	4	49	12.3	27	0
J. Kearse	1	18	18.0	18	0	R. Shepard	2	23	11.5	18	0
P. Richardson	1	17	17.0	17	0	D. Martin	2	3	1.5	5	0
L. Willson	1	11	11.0	11	0	A. Humphries	1	18	18.0	18	0
G. Farmer	1	4	4.0	4	0	A. Cross	1	10	10.0	10	0
						C. Shorts	1	6	6.0	6	0
						P. Barber	1	4	4.0	4	0
						L. Stocker	1	3	3.0	3	0
<b>TOTAL</b>	<b>17</b>	<b>151</b>	<b>8.9</b>	<b>21</b>	<b>0</b>	<b>TOTAL</b>	<b>21</b>	<b>220</b>	<b>10.5</b>	<b>27</b>	<b>2</b>

#### TEAM STATISTICS

	Seattle	Tampa Bay
Total First Downs	16	19
Third Down Eff.	1-11-9%	4-11-36%
Total Net Yards	245	338
Total Off. Plays	61	63
Avg. per Play	4.0	5.4
Net Yards Rushing	127	118
Total Rushing Plays	22	35
Net Yards Passing	118	220
Times Sacked/Yards Lost	6/33	0/0
Pass Atts-Comps-Ints	33-17-2	28-21-1
Punts-No. and Avg.	7-47.1	4-40.0
Penalties-No. and Yards	2-27	7-68
Fumbles-No. and Lost	2-1	2-1
Touchdowns	0	2
Field Goals Made-Att	1-1	0-1
Time of Possession	26:21	33:39

#### DEFENSE

Seattle	T	S	A	QB	Yds.	Int.	Yds.	PD	FF	FR
B. Wagner	10	6	4	0.0	0.0	0	0	0	0	0
K. Chancellor	8	7	1	0.0	0.0	1	0	1	0	0
K. Wright	8	6	2	0.0	0.0	0	0	1	0	0
N. Thorpe	5	5	0	0.0	0.0	0	0	0	0	0
T. McDaniel	5	4	1	0.0	0.0	0	0	0	0	0
S. Terrell	5	3	2	0.0	0.0	0	0	1	0	1

Additional Stats: FF: A. Rubin 1.

Tampa Bay	T	S	A	QB	Yds.	Int.	Yds.	PD	FF	FR
C. Conte	7	7	0	0.0	0.0	0	0	0	0	0
L. David	7	5	2	0.0	0.0	0	0	0	1	1
K. Alexander	6	4	2	1.0	6.0	0	0	0	0	0
B. McDougald	5	5	0	0.0	0.0	1	32	2	0	0
B. Grimes	5	5	0	0.0	0.0	0	0	1	0	0
V. Hargreaves	5	4	1	0.0	0.0	0	0	0	0	0
N. Spence	5	2	3	1.5	6.5	0	0	0	1	0

Additional Stats: Sacks: G. McCoy 1.5, R. Ayers 1.0, R. Russell 1.0. INT: A. Verner 1.

# 12



## SEATTLE SEAHAWKS 40, CAROLINA PANTHERS 7

### SUNDAY, DECEMBER 4, 2016

#### CENTURYLINK FIELD



The Seattle Seahawks put up season highs of 240 rushing yards, 534 total yards, 29 first downs and 40 points, while holding the Carolina Panthers to seven points and 271 total yards in a Sunday Night Football 40-7 victory at CenturyLink Field. On the first play of the game, Mike Morgan intercepted Derek Anderson, who started in place of Cam Newton on the Panthers' opening drive due to a coach's decision. Steven Hauschka gave Seattle the early lead with a 23-yard field goal. Capping off a 92-yard drive on Seattle's second possession, Thomas Rawls scored for Seattle on an 8-yard run. Following a Russell Wilson interception, the Panthers scored on a 55-yard pass from Newton to Ted Ginn, Jr. Seattle responded as Rawls rushed for his second TD, this time for 40 yards, giving Seattle the 17-7 lead. Hauschka added two field goals before the end of the half, pushing the lead to 23-7. Tyler Lockett scored on a 75-yard run in the third quarter, making the score 30-7. In the fourth, Wilson hit Jimmy Graham on a 1-yard TD and Hauschka connected on his fourth field goal of the day, giving the Seahawks a comfortable 40-7 victory.

<b>Carolina</b>	0	7	0	0	<b>7</b>
<b>Seattle</b>	10	13	7	10	<b>40</b>

						<b>Carolina</b>	<b>Seattle</b>
SEA	1	13:23	Hauschka 23 FG (4-3, 1:23)			0	3
SEA	1	6:42	Rawls 8 run (Hauschka kick) (9-92, 3:55)			0	10
CAR	2	10:32	Ginn 55 pass Newton (Gano kick) (3-48, 1:26)			7	10
SEA	2	9:44	Rawls 45 run (Hauschka kick) (2-57, 0:48)			7	17
SEA	2	1:45	Hauschka 37 FG (11-56, 5:43)			7	20
SEA	2	0:07	Hauschka 31 FG (9-72, 1:12)			7	23
SEA	3	14:48	Lockett 75 run (Hauschka kick) (1-75, 0:12)			7	30
SEA	4	11:09	Graham 1 pass Wilson (Hauschka kick) (10-84, 5:15)			7	37
SEA	4	3:28	Hauschka 28 FG (11-70, 6:00)			7	40
Att. 69,104							

### STATISTICS

#### RUSHING

<b>Carolina</b>	Att	Yds	Avg	LG	TD	<b>Seattle</b>	Att	Yds	Avg	LG	TD
J. Stewart	11	50	4.5	29	0	T. Rawls	15	106	7.1	45t	2
M. Tolbert	4	21	5.3	11	0	T. Lockett	1	75	75.0	75t	1
C. Newton	3	12	4.0	9	0	R. Wilson	3	29	9.7	18	0
T. Ginn	1	6	6.0	6	0	T. Pope	8	28	3.5	18	0
F. Whittaker	1	3	3.0	3	0	T. Boykin	1	1	1.0	1	0
C. Brown	1	-3	-3.0	-3	0	G. Farmer	1	1	1.0	1	0
<b>TOTAL</b>	<b>21</b>	<b>89</b>	<b>4.2</b>	<b>29</b>	<b>0</b>	<b>TOTAL</b>	<b>29</b>	<b>240</b>	<b>8.3</b>	<b>75t</b>	<b>3</b>

#### PASSING

<b>Carolina</b>	A	C	Yds	SK/YD	TD	LG	INT	RT	<b>Seattle</b>	A	C	Yds	SK/YD	TD	LG	INT	RT
C. Newton	32	14	182	0/0	1	55t	0	72.7	R. Wilson	36	26	277	3/21	1	40	1	92.0
D. Anderson	1	0	0	0/0	0	0	1	0.0	T. Boykin	3	2	38	0/0	0	31	0	109.7
<b>TOTAL</b>	<b>33</b>	<b>14</b>	<b>182</b>	<b>0/0</b>	<b>1</b>	<b>55t</b>	<b>1</b>	<b>57.9</b>	<b>TOTAL</b>	<b>39</b>	<b>28</b>	<b>315</b>	<b>3/21</b>	<b>1</b>	<b>40</b>	<b>1</b>	<b>93.4</b>

#### RECEIVING

<b>Carolina</b>	No	Yds	Avg	LG	TD	<b>Seattle</b>	No	Yds	Avg	LG	TD
T. Ginn	5	80	16.0	55t	1	D. Baldwin	7	65	9.3	29	0
G. Olsen	3	30	10.0	16	0	J. Graham	6	63	10.5	18	1
D. Funchess	2	44	22.0	24	0	J. Kearse	5	68	13.6	31	0
K. Benjamin	2	18	9.0	11	0	T. Lockett	5	63	12.6	40	0
B. Bersin	1	7	7.0	7	0	N. Vannett	2	25	12.5	21	0
J. Stewart	1	3	3.0	3	0	T. McEvoy	1	14	14.0	14	0
						T. Rawls	1	12	12.0	12	0
						T. Pope	1	5	5.0	5	0
<b>TOTAL</b>	<b>14</b>	<b>182</b>	<b>13.0</b>	<b>55t</b>	<b>1</b>	<b>TOTAL</b>	<b>28</b>	<b>315</b>	<b>11.3</b>	<b>40</b>	<b>1</b>

#### TEAM STATISTICS

	<b>Carolina</b>	<b>Seattle</b>
Total First Downs	14	29
Third Down Eff.	5-12-42%	7-14-50%
Total Net Yards	271	534
Total Off. Plays	54	71
Avg. per Play	5.0	7.5
Net Yards Rushing	89	240
Total Rushing Plays	21	29
Net Yards Passing	182	294
Times Sacked/Yards Lost	0/0	3/21
Pass Atts-Comps-Ints	33-14-1	39-28-1
Punts-No. and Avg.	6-42.3	1-41.0
Penalties-No. and Yards	6-63	6-37
Fumbles-No. and Lost	1-1	1-0
Touchdowns	1	4
Field Goals Made-Att	0-0	4-4
Time of Possession	25:59	34:01

#### DEFENSE

<b>Carolina</b>	T	S	A	QB	Yds.	Int.	Yds.	PD	FF	FR
M. Griffin	14	7	7	0.0	0.0	0	0	0	0	0
J. Bradberry	8	7	1	0.0	0.0	0	0	1	0	0
T. Davis	8	4	4	0.5	2.5	0	0	0	0	0
D. Worley	6	4	2	0.0	0.0	0	0	0	0	0
R. McClain	5	3	2	0.0	0.0	0	0	1	0	0
<b>Additional Stats: Sacks:</b> K. Ealy 1.0, C. Johnson 1.0, W. Horton 0.5. <b>Int:</b> T. Boston 1. <b>FF:</b> K. Ealy 1.										
<b>Seattle</b>	T	S	A	QB	Yds.	Int.	Yds.	PD	FF	FR
B. Wagner	10	4	6	0.0	0.0	0	0	0	0	0
K. Chancellor	7	6	1	0.0	0.0	0	0	1	0	0
M. Morgan	5	2	3	0.0	0.0	1	14	1	0	0
K. Wright	3	2	1	0.0	0.0	0	0	1	1	0
D. Shead	3	1	2	0.0	0.0	0	0	1	0	0
<b>Additional Stats: FR:</b> C. Marsh 1.										



# 13



## GREEN BAY PACKERS 38, SEATTLE SEAHAWKS 10

### SUNDAY, DECEMBER 11, 2016

#### LAMBEAU FIELD



The Seattle Seahawks turned the ball over six times and the defense had trouble slowing Aaron Rodgers and the Green Bay Packers offense, as the Packers beat the Seahawks by a score of 38-10 at Lambeau Field. The loss was the first by the Seahawks of more than 10 points since Week 9 (11/6/11) of 2011, ending the record streak of 85 regular season games (95 combined) of not losing by more than 10 points. On the opening drive, Rodgers hit Davante Adams on a 66-yard TD on the third play from scrimmage. Seattle responded with a Steven Hauschka field goal, for a score of 7-3. A Wilson interception in the second quarter led to a one-yard TD run by Ty Montgomery. Rodgers hit Jordy Nelson on a 9-yard TD on the Packers' next possession, pushing their lead to 21-3. Seattle got the ball before the end of the half but the drive ended with Wilson's second interception. Wilson was intercepted on Seattle's first two drives of the second half, leading to Nelson's second TD reception from Rodgers, and a 28-3 lead for the Packers heading into the fourth quarter. Mason Crosby connected on a 38-yard field goal for the Packers early in the fourth quarter. Seattle made the score 31-10 when Wilson hit Tanner McEvoy on a 21-yard TD. Green Bay scored on an end-around by Jeff Janis from 19 yards out, pushing the lead to 38-10.

<b>Seattle</b>	3	0	0	7	<b>10</b>
<b>Green Bay</b>	7	14	7	10	<b>38</b>

						Seattle	Green Bay
GB	1	13:30	Adams 66 pass Rodgers (Crosby kick) (3-75, 1:30)			0	7
SEA	1	6:16	Hauschka 28 FG (13-64, 7:14)			3	7
GB	2	9:36	Montgomery 1 run (Crosby kick) (4-26, 2:17)			3	14
GB	2	5:15	Nelson 9 pass Rodgers (Crosby kick) (5-48, 2:44)			3	21
GB	3	4:24	Nelson 3 pass Rodgers (Crosby kick) (7-32, 3:16)			3	28
GB	4	10:31	Crosby 38 FG (5-19, 1:15)			3	31
SEA	4	8:21	McEvoy 21 pass Wilson (Hauschka kick) (7-75, 2:10)			10	31
GB	4	5:43	Janis 19 run (Crosby kick) (1-19, 0:07)			10	38

Att. 78,057

### STATISTICS

#### RUSHING

Seattle	Att	Yds	Avg	LG	TD	Green Bay	Att	Yds	Avg	LG	TD
T. Rawls	12	67	5.6	15	0	T. Montgomery	9	41	4.6	17	1
A. Collins	7	23	3.3	8	0	C. Michael	10	36	3.6	10	0
R. Wilson	4	19	4.8	8	0	J. Janis	1	19	19.0	19t	1
T. Lockett	2	15	7.5	13	0	J. Starks	2	3	1.5	2	0
T. Pope	1	12	12.0	12	0	A. Ripkowski	3	2	0.7	2	0
						B. Hundley	2	-2	-1.0	-1	0
						A. Rodgers	3	-6	-2.0	-1	0
<b>TOTAL</b>	<b>26</b>	<b>136</b>	<b>5.2</b>	<b>15</b>	<b>0</b>	<b>TOTAL</b>	<b>30</b>	<b>93</b>	<b>3.1</b>	<b>19t</b>	<b>2</b>

#### PASSING

Seattle	A	C	Yds	SK/YD	TD	LG	INT	RT	Green Bay	A	C	Yds	SK/YD	TD	LG	INT	RT
R. Wilson	39	22	240	3/22	1	31	5	43.7	A. Rodgers	23	18	246	1/9	3	66t	0	150.8
									B. Hundley	2	0	0	0/0	0	0	0	39.6
<b>TOTAL</b>	<b>39</b>	<b>22</b>	<b>240</b>	<b>3/22</b>	<b>1</b>	<b>31</b>	<b>5</b>	<b>43.7</b>	<b>TOTAL</b>	<b>25</b>	<b>18</b>	<b>246</b>	<b>1/9</b>	<b>3</b>	<b>66t</b>	<b>0</b>	<b>142.7</b>

#### RECEIVING

Seattle	No	Yds	Avg	LG	TD	Green Bay	No	Yds	Avg	LG	TD
D. Baldwin	6	46	7.7	10	0	J. Nelson	6	41	6.8	11	2
T. Lockett	4	41	10.3	15	0	D. Adams	4	104	26.0	66t	1
T. McEvoy	3	41	13.7	21t	1	T. Montgomery	3	45	15.0	24	0
A. Collins	3	33	11.0	14	0	R. Cobb	3	33	11.0	25	0
M. Reece	2	38	19.0	31	0	J. Cook	1	15	15.0	15	0
J. Graham	1	16	16.0	16	0	R. Rodgers	1	8	8.0	8	0
L. Willson	1	11	11.0	11	0						
J. Kears	1	7	7.0	7	0						
T. Rawls	1	7	7.0	7	0						
<b>TOTAL</b>	<b>22</b>	<b>240</b>	<b>10.9</b>	<b>31</b>	<b>1</b>	<b>TOTAL</b>	<b>18</b>	<b>246</b>	<b>13.7</b>	<b>66t</b>	<b>3</b>

### TEAM STATISTICS

	Seattle	Green Bay
Total First Downs	22	18
Third Down Eff.	6-12-50%	4-11-36%
Total Net Yards	354	330
Total Off. Plays	68	58
Avg. per Play	5.2	5.9
Net Yards Rushing	136	93
Total Rushing Plays	26	30
Net Yards Passing	218	237
Times Sacked/Yards Lost	3/22	1/9
Pass Atts-Comps-Ints	39-22-5	25-18-0
Punts-No. and Avg.	4-34.0	4-38.5
Penalties-No. and Yards	7-63	5-50
Fumbles-No. and Lost	1-1	0-0
Touchdowns	1	5
Field Goals Made-Att	1-1	1-1
Time of Possession	31:50	28:10

### DEFENSE

Seattle	T	S	A	QB	Yds.	Int.	Yds.	PD	FF	FR
B. Wagner	12	7	5	0.0	0.0	0	0	0	0	0
T. McDaniel	6	4	2	0.0	0.0	0	0	0	0	0
D. Shead	5	4	1	0.0	0.0	0	0	2	0	0
K. Wright	5	4	1	0.0	0.0	0	0	0	0	0
K. Chancellor	5	3	2	0.0	0.0	0	0	0	0	0
<b>Additional Stats: Sacks: A. Rubin 1.</b>										
Green Bay	T	S	A	QB	Yds.	Int.	Yds.	PD	FF	FR
J. Thomas	10	8	2	0.0	0.0	0	0	0	0	0
Q. Rollins	7	6	1	0.0	0.0	1	0	2	0	0
M. Burnett	7	4	3	0.0	0.0	1	19	1	0	0
M. Hyde	6	5	1	0.0	0.0	1	11	1	0	0
J. Elliott	5	3	2	1.0	8.0	0	0	0	0	0
<b>Additional Stats: Sacks: D. Jones 1.0, D. Lowry 1.0. INT: D. Randall 2. FF: C. Ringo 1. FR: K. Brice 1.</b>										

# 14



## SEATTLE SEAHAWKS 24, LOS ANGELES RAMS 3 SUNDAY, DECEMBER 15, 2016 CENTURYLINK FIELD



The Seattle Seahawks defense held the Los Angeles Rams to 183 total yards and three points, while Russell Wilson threw for three touchdowns and the Seahawks put up 24 points on their way to a 24-3 victory at CenturyLink Field, winning the NFC West division and ensuring a home playoff game. Seattle took the lead in the second quarter when Wilson hit Luke Willson on an 8-yard TD following a 93-yard drive. The Seahawks added a Steven Hauschka 48-yard FG for a 10-0 lead midway through the second quarter. Greg Zuerlein connected on a 36-yard FG for a halftime score of 10-3. Late in the third quarter, Wilson hit Doug Baldwin on a 1-yard TD. Wilson hit Tyler Lockett on a 57-yard TD at the start of the fourth quarter, pushing Seattle's lead to 24-3. Lockett recorded seven catches for 130 yards.

Los Angeles	0	3	0	0	3
Seattle	0	10	7	7	24

Los Angeles	Seattle
0	7
0	10
3	10
3	17
3	24

SEA	2	12:21	Willson 8 pass Wilson (Hauschka kick) (13-93, 6:47)
SEA	2	8:45	Hauschka 48 FG (4-0, 2:03)
LA	2	0:55	Zuerlein 36 FG (8-51, 3:39)
SEA	3	3:12	Baldwin 1 pass Wilson (Hauschka kick) (8-62, 4:37)
SEA	4	14:49	Lockett 57 pass Wilson (Hauschka kick) (5-67, 1:43)

Att. 69,067

### STATISTICS

#### RUSHING

Los Angeles	Att	Yds	Avg	LG	TD	Seattle	Att	Yds	Avg	LG	TD
T. Gurley	14	38	2.7	22	0	T. Rawls	21	34	1.6	12	0
T. Austin	2	13	6.5	8	0	J. Ryan	1	26	26.0	26	0
M. Brown	1	-4	-4.0	-4	0	R. Wilson	6	12	2.0	9	0
						J. Graham	1	0	0.0	0	0
						M. Reece	1	0	0.0	0	0
<b>TOTAL</b>	<b>17</b>	<b>47</b>	<b>2.8</b>	<b>22</b>	<b>0</b>	<b>TOTAL</b>	<b>30</b>	<b>72</b>	<b>2.4</b>	<b>26</b>	<b>0</b>

#### PASSING

Los Angeles	A	C	Yds	SK/YD	TD	LG	INT	RT	Seattle	A	C	Yds	SK/YD	TD	LG	INT	RT
J. Goff	25	13	135	4/31	0	25	0	67.9	R. Wilson	26	19	229	2/2	3	57t	1	122.1
C. Keenum	9	5	32	0/0	0	16	0	63.2									
J. Hekker	1	0	0	0/0	0	0	0	39.6									
<b>TOTAL</b>	<b>35</b>	<b>18</b>	<b>167</b>	<b>4/31</b>	<b>0</b>	<b>25</b>	<b>0</b>	<b>64.8</b>	<b>TOTAL</b>	<b>26</b>	<b>19</b>	<b>229</b>	<b>2/2</b>	<b>3</b>	<b>57t</b>	<b>1</b>	<b>122.1</b>

#### RECEIVING

Los Angeles	No	Yds	Avg	LG	TD	Seattle	No	Yds	Avg	LG	TD
K. Britt	4	50	12.5	24	0	T. Lockett	7	130	18.6	57t	1
B. Quick	3	46	15.3	25	0	D. Baldwin	5	35	7.0	17	1
P. Cooper	3	21	7.0	13	0	L. Willson	3	19	6.3	9	1
T. Austin	3	14	4.7	8	0	T. Rawls	2	5	2.5	6	0
T. Higbee	1	15	15.0	15	0	J. Graham	1	31	31.0	31	0
M. Brown	1	12	12.0	12	0	M. Reece	1	9	9.0	9	0
M. Thomas	1	6	6.0	6	0						
L. Kendrick	1	5	5.0	5	0						
T. Gurley	1	-2	-2.0	-2	0						
<b>TOTAL</b>	<b>18</b>	<b>167</b>	<b>9.3</b>	<b>25</b>	<b>0</b>	<b>TOTAL</b>	<b>19</b>	<b>229</b>	<b>12.1</b>	<b>57t</b>	<b>3</b>

#### TEAM STATISTICS

	Los Angeles	Seattle
Total First Downs	13	19
Third Down Eff.	3-12-25%	7-15-47%
Total Net Yards	183	299
Total Off. Plays	56	58
Avg. per Play	3.3	5.2
Net Yards Rushing	47	72
Total Rushing Plays	17	30
Net Yards Passing	136	227
Times Sacked/Yards Lost	4/31	2/2
Pass Atts-Comps-Ints	35-18-0	26-19-1
Punts-No. and Avg.	4-54.0	3-36.0
Penalties-No. and Yards	8-76	13-86
Fumbles-No. and Lost	1-0	1-0
Touchdowns	0	3
Field Goals Made-Att	1-1	1-1
Time of Possession	27:29	32:31

#### DEFENSE

Los Angeles	T	S	A	QB	Yds.	Int.	Yds.	PD	FF	FR
M. Barron	7	6	1	0.0	0.0	0	0	0	0	0
M. Jordan	7	5	2	0.0	0.0	0	0	0	0	0
A. Ogletree	7	4	3	0.0	0.0	1	8	2	0	0
W. Hayes	6	2	4	1.0	0.0	0	0	0	0	0
T. McDonald	4	3	1	0.0	0.0	0	0	0	0	0

**Additional Stats: Sacks:** E. Westbrook's 1.0.

Seattle	T	S	A	QB	Yds.	Int.	Yds.	PD	FF	FR
K. Wright	10	3	7	0.0	0.0	0	0	0	0	0
B. Wagner	7	0	7	0.0	0.0	0	0	0	0	0
D. Shead	5	3	2	0.0	0.0	0	0	1	0	0
K. Chancellor	5	1	4	0.0	0.0	0	0	0	0	0
C. Avril	4	2	2	1.5	10.5	0	0	0	1	0

**Additional Stats: Sacks:** F. Clark 1.5, C. Marsh 1.0.

# 15



## ARIZONA CARDINALS 34, SEATTLE SEAHAWKS 31

### SATURDAY, DECEMBER 24, 2016

#### CENTURYLINK FIELD



The Seattle Seahawks came back from being down double digits for much of the game and scored a tying touchdown with 1:00 remaining, but the Cardinals were able to drive into field goal range and kick the game-winning field goal as time expired, beating the Seahawks by a score of 34-31 at CenturyLink Field. An early Seahawks fumble set up David Johnson's first of three rushing TDs. The Cardinals scored late in the second quarter on an 80-yard TD from Carson Palmer to J.J. Nelson, giving the Cardinals the 14-0 lead. Seattle responded with a Steven Hauschka 27-yard field goal, for a halftime score of 14-3. Wilson found Jermaine Kearse on a 2-yard TD in the third quarter, bringing the score to 14-10 entering the fourth quarter. Johnson scored on a one-yard run, giving Arizona a 21-10 lead. Seattle responded with a 42-yard TD pass from Wilson to Doug Baldwin, and converted the two-point try to bring the score to 21-18. Johnson scored his third TD of the game on another 1-yard run, giving the Cardinals a 28-18 lead. Chandler Catanzaro connected on a 42-yard FG after Seattle could not convert on fourth down from its own 30-yard line, giving Arizona a lead of 31-18. Wilson hit Jimmy Graham on a 37-yard TD on the ensuing possession, pulling to within 6 points with 2:48 remaining. Wilson hit Paul Richardson for a 5-yard TD with one minute left, but the missed extra point tied the game at 31. Palmer completed a few passes and Catanzaro connected on the 27-yard game winning FG as time expired.

	Arizona					34		
	Seattle					31		
		7	7	0	20			
		0	3	7	21			
							<b>Arizona</b>	<b>Seattle</b>
AZ	1	7:52	Johnson 2 run (Catanzaro kick) (5-23, 2:54)				7	0
AZ	2	3:53	Nelson 80 pass Palmer (Catanzaro kick) (3-91, 1:30)				14	0
SEA	2	0:15	Hauschka 27 FG (4-0, 0:17)				14	3
SEA	3	8:20	Kearse 2 pass Wilson (Hauschka kick) (13-66, 6:40)				14	10
AZ	4	13:32	Johnson 1 run (Catanzaro kick) (9-61, 4:59)				21	10
SEA	4	8:49	Baldwin 42 pass Wilson (Wilson - Reece pass) (9-75, 4:43)				21	18
AZ	4	6:47	Johnson 1 run (Catanzaro kick) (4-75, 2:02)				28	18
AZ	4	4:10	Catanzaro 42 FG (4-6, 0:59)				31	18
SEA	4	2:48	Graham 37 pass Wilson (Hauschka kick) (6-75, 1:22)				31	25
SEA	4	1:00	Richardson 5 pass Wilson (kick failed, wl) (6-45, 1:22)				31	31
AZ	4	0:00	Catanzaro 43 FG (8-50, 1:00)				34	31

Att. 69,050

### STATISTICS

#### RUSHING

Arizona	Att	Yds	Avg	LG	TD	Seattle	Att	Yds	Avg	LG	TD
D. Johnson	28	95	3.4	33	3	R. Wilson	10	36	3.6	15	0
C. Palmer	1	-1	-1.0	-1	0	A. Collins	7	28	4.0	13	0
						T. Rawls	8	8	1.0	4	0
						D. Baldwin	2	6	3.0	4	0
<b>TOTAL</b>	<b>29</b>	<b>94</b>	<b>3.2</b>	<b>33</b>	<b>3</b>	<b>TOTAL</b>	<b>27</b>	<b>78</b>	<b>2.9</b>	<b>15</b>	<b>0</b>

#### PASSING

Arizona	A	C	Yds	SK/YD	TD	LG	INT	RT	Seattle	A	C	Yds	SK/YD	TD	LG	INT	RT
C. Palmer	26	16	284	1/8	1	80t	0	111.7	R. Wilson	45	29	350	6/37	4	42t	0	117.8
L. Fitzgerald	1	0	0	0/0	0	0	0	39.6									
<b>TOTAL</b>	<b>27</b>	<b>16</b>	<b>284</b>	<b>1/8</b>	<b>1</b>	<b>80t</b>	<b>0</b>	<b>107.6</b>	<b>TOTAL</b>	<b>45</b>	<b>29</b>	<b>350</b>	<b>6/37</b>	<b>4</b>	<b>42t</b>	<b>0</b>	<b>117.8</b>

#### RECEIVING

Arizona	No	Yds	Avg	LG	TD	Seattle	No	Yds	Avg	LG	TD
D. Johnson	4	41	10.3	29	0	D. Baldwin	13	171	13.2	42t	1
L. Fitzgerald	4	31	7.8	16	0	P. Richardson	4	42	10.5	16	1
J. Nelson	3	132	44.0	80t	1	J. Kearse	4	37	9.3	16	1
J. Gresham	2	40	20.0	34	0	A. Collins	4	19	4.8	9	0
B. Golden	1	22	22.0	22	0	J. Graham	2	43	21.5	37t	1
Jo. Brown	1	12	12.0	12	0	T. Lockett	2	38	19.0	28	0
K. Williams	1	6	6.0	6	0						
<b>TOTAL</b>	<b>16</b>	<b>284</b>	<b>17.8</b>	<b>80t</b>	<b>1</b>	<b>TOTAL</b>	<b>29</b>	<b>350</b>	<b>12.1</b>	<b>42t</b>	<b>4</b>

#### TEAM STATISTICS

	Arizona	Seattle
Total First Downs	21	24
Third Down Eff.	1-9-11%	8-17-47%
Total Net Yards	370	391
Total Off. Plays	57	78
Avg. per Play	6.5	5.0
Net Yards Rushing	94	78
Total Rushing Plays	29	27
Net Yards Passing	276	313
Times Sacked/Yards Lost	1/8	6/37
Pass Atts-Comps-Ints	27-16-0	45-29-0
Punts-No. and Avg.	5-44.4	4-36.0
Penalties-No. and Yards	7-85	5-40
Fumbles-No. and Lost	1-1	1-1
Touchdowns	4	4
Field Goals Made-Att	2-3	1-2
Time of Possession	26:18	34:42

#### DEFENSE

Arizona	T	S	A	QB	Yds.	Int.	Yds.	PD	FF	FR
S. Moore	14	5	9	0.0	0.0	0	0	0	0	0
B. Williams	11	8	3	0.0	0.0	0	0	1	0	0
P. Peterson	7	6	1	0.0	0.0	0	0	0	0	0
D. Swearinger	6	5	1	0.0	0.0	0	0	1	0	0
J. Bethel	5	5	0	0.0	0.0	0	0	3	0	0
<b>Additional Stats: Sacks:</b>	<b>M. Golden 2.0, Ch. Jones 1.5, R. Gunter 1.0, A. Okafor 1.0, C. Campbell 0.5. FR: C. Campbell 1.</b>									
Seattle	T	S	A	QB	Yds.	Int.	Yds.	PD	FF	FR
B. Wagner	10	1	9	0.0	0.0	0	0	0	0	0
D. Shead	9	4	5	0.0	0.0	0	0	0	0	0
K. Chancellor	7	4	3	0.0	0.0	0	0	1	0	0
K. Wright	6	0	6	0.0	0.0	0	0	1	0	1
R. Sherman	5	4	1	0.0	0.0	0	0	2	0	0
<b>Additional Stats: Sacks:</b>	<b>M. Bennett 0.5, J. Reed 0.5.</b>									

# The Last Time

## OVERTIME GAME

Seattle 6, at Arizona 6 10/23/16

## OVERTIME WIN

BY SEAHAWKS: Seattle 26, vs. Denver 20 9/21/14

BY OPPONENTS: at Cincinnati 27, Seattle 24 10/11/15

OVERTIME TIE: Seattle 6, at Arizona 6 10/23/16

## 500 TOTAL YARDS

BY SEAHAWKS: 534, vs. Carolina 12/4/16

BY OPPONENTS: 538, vs. Pittsburgh 11/29/15

## 400 TOTAL YARDS

BY SEAHAWKS: 534, vs. Carolina 12/4/16

BY OPPONENTS: 425, vs. Buffalo 11/7/16

## 300 YARDS RUSHING (TEAM)

BY SEAHAWKS: 350, vs. New York Giants 11/9/14

BY OPPONENTS: 356, vs. LA Raiders 11/30/87

## 200 YARDS RUSHING (TEAM)

BY SEAHAWKS: 240, vs. Carolina 12/4/16

BY OPPONENTS: 205, vs. Tampa Bay 11/3/13

## 400 NET YARDS PASSING (TEAM)

BY SEAHAWKS: 428, at San Diego 12/29/02

BY OPPONENTS: 480, vs. Pittsburgh 11/29/15

## 300 NET YARDS PASSING (TEAM)

BY SEAHAWKS: 313, vs. Arizona 12/24/16

BY OPPONENTS: 304, at New England 11/13/16

## 50 OR MORE POINTS SCORED

BY SEAHAWKS: 50, at Buffalo (in Toronto) 12/16/12

BY OPPONENTS: 51, at Dallas 11/27/80

## 40 OR MORE POINTS SCORED

BY SEAHAWKS: 40, vs. Carolina 12/4/16

BY OPPONENTS: 40, at San Francisco 12/12/10

## 30 OR MORE POINTS SCORED

BY SEAHAWKS: 31, vs. Arizona 12/24/16

BY OPPONENTS: 34, vs. Arizona 12/24/16

## SHUTOUT

BY SEAHAWKS: 26-0, vs. Chicago 9/27/15

BY OPPONENTS: 24-0, at Pittsburgh 9/18/11

## TWO 100-YARD RUSHERS IN SAME GAME

BY SEAHAWKS: vs. New York Giants 11/9/14

M. Lynch 21-140, R. Wilson 14-107

BY OPPONENTS: at Philadelphia 12/12/76

Tom Sullivan 121, Mike Hogan 104

## TWO 100-YARD RECEIVERS IN SAME GAME

BY SEAHAWKS: vs. San Francisco 9/25/16

D. Baldwin 8-164, J. Graham 6-100

BY OPPONENTS: vs. Arizona 11/15/15

L. Fitzgerald 10-130, M. Floyd 7-113

## 200 YARDS RUSHING

BY SEAHAWKS: 209, T. Rawls vs. San Francisco 11/22/15

BY OPPONENTS: 207, F. Gore at San Francisco 9/20/09

## 100 YARDS RUSHING

BY SEAHAWKS: 106, T. Rawls vs. Carolina 12/4/16

BY OPPONENTS: 102, T. Hightower at N.O. 10/30/16

## 30+ CARRIES

BY SEAHAWKS: 30, T. Rawls vs. San Francisco 11/22/15

BY OPPONENTS: 33, D. Johnson at Arizona 10/23/16

## 400 YARDS PASSING

BY SEAHAWKS: 414, M. Hasselbeck vs. Dallas 12/6/04

BY OPPONENTS: 456, B. Roethlisberger vs. Pit 11/29/15

## 300 YARDS PASSING

BY SEAHAWKS: 350, R. Wilson vs. Arizona 12/24/16

BY OPPONENTS: 316, T. Brady at New England 11/13/16

## 200 YARDS RECEIVING

BY SEAHAWKS: 261, S. Largent at Detroit 10/18/87

BY OPPONENTS: 201, M. Wheaton vs. Pittsburgh 11/29/15

## 100 YARDS RECEIVING

BY SEAHAWKS: 171, D. Baldwin vs. Arizona 12/24/16

BY OPPONENTS: 132, J. Nelson vs. Arizona 12/24/16

## 10 RECEPTIONS

BY SEAHAWKS: 13-171, D. Baldwin vs. Arizona 12/24/16

BY OPPONENTS: 10-162, R. Woods vs. Buffalo 11/7/16

## 100 YD RUSHER, 300 YD PASSER, 100 YD RECEIVER

BY SEAHAWKS: at Arizona 12/21/14

339 (pass) R. Wilson, 113 (rush) M. Lynch,

113 (rec) D. Baldwin, 139 (rec) L. Willson

BY OPPONENTS: at Houston 9/29/13

355 (pass) M. Schaub, 27-102 (rush) A. Foster,

9-110 (rec) A. Johnson

## 100 YD RUSHER, 100 YD RECEIVER

BY SEAHAWKS: vs. San Francisco 9/25/16

20-106 (rush) Michael, 8-164 (rec) Baldwin, 6-100 (rec) Graham

BY OPPONENTS: at Houston 9/29/13

27-102 (rush) A. Foster, 9-110 (rec) A. Johnson

## TWO 100 YD RECEIVERS, 300 YD PASSER

BY SEAHAWKS: at Arizona 12/21/14

3-139 (rec) Willson, 7-113 (rec) Baldwin, 339 (pass) Wilson

BY OPPONENTS: vs. Arizona 11/15/15

130 (rec) Fitzgerald, 113 (rec) Floyd, 363 (pass) Palmer

## 100 YD RUSHER, 300 YD PASSER, TWO 100 YD RECEIVERS

BY SEAHAWKS: at Arizona 12/21/14

113 (rush) M. Lynch, 339 (pass) R. Wilson

139 (rec) L. Willson, 113 (rec) D. Baldwin

BY OPPONENTS: at Kansas City 10/29/06

312 (pass) D. Huard, 39-155 (rush) L. Johnson,

6-132 (rec) E. Kennison, 6-116 (rec) T. Gonzalez

## FOUR TOUCHDOWNS RUSHING

BY SEAHAWKS: M. Lynch vs. New York Giants 11/9/14

BY OPPONENTS: J. Lewis at Cleveland 11/4/07

## THREE TOUCHDOWNS RUSHING

BY SEAHAWKS: M. Lynch (4) vs. New York Giants 11/9/14

BY OPPONENTS: D. Johnson vs. Arizona 12/24/16

## TWO TOUCHDOWNS RUSHING

BY SEAHAWKS: T. Rawls vs. Carolina 12/4/16

BY OPPONENTS: D. Johnson (3) vs. Arizona 12/24/16

## FIVE TOUCHDOWN PASSES

BY SEAHAWKS: R. Wilson at Baltimore 12/13/15

BY OPPONENTS: J. Freeman at Tampa Bay 12/26/10

## FOUR TOUCHDOWN PASSES

BY SEAHAWKS: R. Wilson vs. Arizona 12/24/16

BY OPPONENTS: J. Freeman (5) at Tampa Bay 12/26/10

## THREE TOUCHDOWN PASSES

BY SEAHAWKS: R. Wilson (4) vs. Arizona 12/24/16

BY OPPONENTS: A. Rodgers at Green Bay 12/11/16

## FOUR TOUCHDOWN RECEPTIONS

BY SEAHAWKS: Daryl Turner at San Diego 9/15/85

BY OPPONENTS: M. Robinson at Baltimore 11/23/03

# The Last Time Continued...

## THREE TOUCHDOWN RECEPTIONS

BY SEAHAWKS: D. Baldwin at New England 11/13/16  
 BY OPPONENTS: A. Gates at San Diego 9/14/14

## TWO TOUCHDOWN RECEPTIONS

BY SEAHAWKS: D. Baldwin (3) at New England 11/13/16  
 BY OPPONENTS: J. Nelson at Green Bay 12/11/16

## PLAYER LED IN BOTH RUSHING AND RECEIVING YDS

BY SEAHAWKS: C. Proise at New England 11/13/16  
 66 (rushing), 87 (receiving)  
 BY OPPONENTS: D. Johnson, Jr. vs. Cleveland 12/20/15  
 46 (rushing), 39 (receiving)

## FIVE FIELD GOALS

BY SEAHAWKS: S. Hauschka vs. Baltimore 11/13/11  
 BY OPPONENTS: J. Carney vs. San Diego 9/21/97

## FOUR FIELD GOALS

BY SEAHAWKS: S. Hauschka vs. Carolina 12/4/16  
 BY OPPONENTS: W. Lutz at New Orleans 10/30/16

## THREE FIELD GOALS

BY SEAHAWKS: S. Hauschka (4) vs. Carolina 12/4/16  
 BY OPPONENTS: W. Lutz at New Orleans (4) 10/30/16

## TWO 50-YARD FIELD GOALS

BY SEAHAWKS: S. Hauschka at Arizona (52 & 52) 1/3/16  
 BY OPPONENTS: G. Zuerlein at StL (58 & 60) 9/30/12

## SAFETY

BY SEAHAWKS: Holding pen. in end zone, at TB 11/27/16  
 BY OPPONENTS: F. Rucker, tackle, vs. Arizona 11/15/15

## KICKOFF RETURN TOUCHDOWN

BY SEAHAWKS: T. Lockett vs. Chicago, 105 yds. 9/27/15  
 BY OPPONENTS: C. Patterson at Minn, 101 yds. 12/6/15

## PUNT RETURN TOUCHDOWN

BY SEAHAWKS: T. Lockett at St. Louis, 57 yds. 9/13/15  
 BY OPPONENTS: T. Austin at St. Louis, 75 yds. 9/13/15

## INTERCEPTION RETURN TOUCHDOWN

BY SEAHAWKS: B. Irvin vs. St. Louis, 49 yards 12/28/14  
 BY OPPONENTS: C. Munnerlyn at Car, 33 yards 10/7/12

## FUMBLE RETURN TOUCHDOWN

BY SEAHAWKS: E. Thomas at New Orleans, 34 yds 10/30/16  
 BY OPPONENTS: A. Ayers vs. St. Louis, 45 yards 12/27/15

## BLOCKED PUNT RETURN TOUCHDOWN

BY SEAHAWKS: M. Morgan vs. Dallas, 25 yards 10/12/14  
 BY OPPONENTS: B. Butler vs. Oakland, 0 yds. 11/2/14

## BLOCKED FIELD GOAL RETURN TOUCHDOWN

BY SEAHAWKS: R. Sherman vs. SF, 90 yards 12/23/12  
 BY OPPONENTS: D. Howell at IND, 61 yds. 10/6/13

## FOUR INTERCEPTIONS

BY SEAHAWKS: None  
 BY OPPONENTS: Deron Cherry vs. Kansas City 9/29/85

## THREE INTERCEPTIONS

BY SEAHAWKS: M. Trufant vs. Arizona 12/9/07  
 BY OPPONENTS: Deron Cherry (4) vs. Kansas City 9/29/85

## TWO INTERCEPTIONS

BY SEAHAWKS: R. Sherman at N.Y. Jets 10/2/16  
 BY OPPONENTS: D. Randall at Green Bay 12/11/16

## FOUR SACKS

BY SEAHAWKS: C. Clemons vs. Green Bay 9/24/12  
 BY OPPONENTS: L. O'Neal vs. San Diego 10/22/95

## THREE SACKS

BY SEAHAWKS: M. Bennett (3.5) at San Francisco 10/22/15  
 BY OPPONENTS: W. Hayes vs. St. Louis 12/27/15

## 10+ PUNTS

BY SEAHAWKS: 10, J. Ryan at Chicago 10/17/10  
 BY OPPONENTS: 10, P. O'Donnell vs. Chicago 9/27/15

## PUNT BLOCKED

BY SEAHAWKS: T. McEvoy at Arizona 10/23/16  
 BY OPPONENTS: J. Hughes vs. Buffalo 11/7/16

## FIELD GOAL BLOCKED

BY SEAHAWKS: B. Wagner at Arizona 10/23/16  
 BY OPPONENTS: R. Gunter vs. Arizona 12/24/16

## PAT BLOCKED

BY SEAHAWKS: R. Bryant vs. Washington 11/27/11  
 BY OPPONENTS: B. Logan vs. Philadelphia 11/20/16

## PAT MISSED

BY SEAHAWKS: S. Hauschka vs. Arizona 12/24/16  
 BY OPPONENTS: C. Catanzaro at Arizona 1/3/16

## FAKE PAT KICK

BY SEAHAWKS: Feagles vs. Oakland, no good 12/16/00  
 BY OPPONENTS: None

## FAKE PUNT

BY SEAHAWKS: vs. Los Angeles, successful 12/15/16  
 BY OPPONENTS: vs. Los Angeles, unsuccessful 12/15/16

## FAKE FIELD GOAL

BY SEAHAWKS: at Washington, successful 10/6/14  
 BY OPPONENTS: vs. Pittsburgh, unsuccessful 11/29/15

## ONSIDE KICK

BY SEAHAWKS: at Green Bay, unsuccessful 12/11/16  
 BY OPPONENTS: vs. Philadelphia, unsuccessful 11/20/16

## TWO POINT CONVERSION

BY SEAHAWKS: vs. Arizona, successful 12/24/16  
 BY OPPONENTS: vs. Philadelphia, successful 11/20/16



# Seahawks Game-by-Game

	9/11	9/18	9/25	10/2	10/16	10/23	10/30	11/7	11/13	11/20	11/27	12/4	12/11	12/15	12/24	1/1
	Mia	at LA	SF	at NYJ	Atl	at Ari	at NO	Buf	at NE	Phi	at TB	Car	at GB	LA	Ari	at SF
<b>Points</b>	12	3	37	27	26	6	20	31	31	26	5	40	10	24	31	
<b>1 Qtr</b>	3	0	14	0	7	0	7	7	6	6	0	10	3	0	0	
<b>2 Qtr</b>	3	3	10	14	10	0	7	21	13	10	5	13	0	10	3	
<b>3 Qtr</b>	0	0	6	3	0	0	3	0	3	7	0	7	0	7	7	
<b>4 Qtr</b>	6	0	7	10	9	3	3	3	9	3	0	10	7	7	21	
<b>OT</b>	-	-	-	-	-	3	-	-	-	-	-	-	-	-	-	
<b>First Down</b>	21	17	18	21	22	11	15	19	23	18	16	29	22	19	24	
<b>Rush</b>	4	4	7	4	6	4	4	4	3	5	6	11	7	6	5	
<b>Pass</b>	16	10	10	15	14	7	11	13	18	12	9	16	14	8	17	
<b>Penalty</b>	1	3	1	2	2	0	0	2	2	1	1	2	1	5	2	
<b>3rd Down Eff</b>	5/16	4/13	9/14	3/10	5/14	3/14	5/11	2/7	6/12	5/15	1/11	7/14	6/12	7/15	8/17	
<b>Percent</b>	31%	31%	64	30%	36%	21%	45%	29%	50%	33%	9%	50%	50%	47%	47%	
<b>4th Down Eff</b>	2/3	0/0	0/0	0/0	0/0	0/0	0/1	0/0	0/0	0/0	1/1	0/1	0/1	1/1	0/2	
<b>Percent</b>	67%	-	-	-	-	-	0%	-	-	-	100%	0%	0%	100%	0%	
<b>Total Net Yds</b>	352	306	418	354	333	257	359	278	420	439	245	534	354	299	391	
<b>Plays</b>	78	61	65	60	65	57	54	42	66	63	61	71	68	58	78	
<b>Avg</b>	4.5	5.0	6.4	5.9	5.1	4.5	6.6	6.6	6.4	7.0	4.0	7.5	5.2	5.2	5.0	
<b>Net Yds Rush</b>	112	67	127	66	72	52	74	33	96	152	127	240	136	72	78	
<b>Plays</b>	32	24	31	26	27	19	17	12	26	30	22	29	26	30	27	
<b>Avg</b>	3.5	2.8	4.1	2.5	2.7	2.7	4.4	2.8	3.7	5.1	5.8	8.3	5.2	2.4	2.9	
<b>Net Yds Pass</b>	240	239	291	288	261	205	285	245	324	287	118	294	218	227	313	
<b>Sack/loss</b>	3/18	2/15	2/17	2/21	1/9	1/20	1/11	4/37	3/24	1/0	6/33	3/21	3/22	2/2	6/37	
<b>Gross Yds</b>	258	254	308	309	270	225	296	282	348	287	151	315	240	229	350	
<b>Att/Comp</b>	43/27	35/22	32/22	32/23	37/25	37/24	36/23	26/20	37/25	32/19	33/17	39/28	39/22	26/19	45/29	
<b>Int</b>	1	0	1	0	0	0	1	0	0	0	2	1	5	1	0	
<b>Avg</b>	5.2	6.5	8.6	8.5	6.9	5.4	7.7	8.2	8.1	8.7	3.0	7.0	5.2	8.1	6.1	
<b>Punts/Avg</b>	6/42.2	7/44.1	2/51.0	5/40.6	5/46.0	9/46.0	3/48.7	4/35.5	2/52.5	6/46.5	7/47.1	1/41.0	4/34.0	3/36.0	4/36.0	
<b>Blocked</b>	0	0	0	0	0	0	0	1	0	0	0	0	0	0	0	
<b>Punt Ret/Yds</b>	3/40	0/0	3/70	2/8	3/21	1/0	2/14	2/20	2/4	3/31	1/0	3/12	0/0	2/16	2/7	
<b>Kickoff Ret/Yds</b>	0/0	1/20	2/19	2/29	5/109	2/51	4/115	3/65	1/32	1/7	1/15	1/46	5/136	2/48	3/84	
<b>Int Ret/Yds</b>	0/0	0/0	1/9	3/6	1/5	0/0	0/0	1/31	1/2	2/5	1/0	1/14	0/0	0/0	0/0	
<b>Penalties/Yds</b>	8/69	10/114	6/50	7/71	3/30	10/90	11/76	10/75	8/60	7/48	2/27	6/37	7/63	13/86	5/40	
<b>Fumbles/Lost</b>	1/1	3/1	1/1	0/0	3/0	2/0	1/0	0/0	1/0	1/0	2/1	1/0	1/1	1/0	1/1	
<b>Touchdowns</b>	1	0	4	3	3	0	2	4	3	3	0	4	1	3	4	
<b>Rush</b>	0	0	2	0	3	0	1	2	0	1	0	3	0	0	0	
<b>Pass</b>	1	0	2	3	0	0	0	2	3	2	0	1	1	3	4	
<b>Returns</b>	0	0	0	0	0	0	0	0	0	0	0	0	0	0	0	
<b>Defense</b>	0	0	0	0	0	0	1	0	0	0	0	0	0	0	0	
<b>Safeties</b>	0	0	0	0	0	0	0	0	0	0	1	0	0	0	0	
<b>1 Pt PAT/Att</b>	0/1	0/0	4/4	3/3	2/3	0/0	2/2	4/4	1/2	2/3	0/0	4/4	1/1	3/3	2/3	
<b>2 Pt PAT/Att</b>	0/0	0/0	0/0	0/0	0/0	0/0	0/0	0/0	0/1	0/0	0/0	0/0	0/0	0/0	1/1	
<b>FG/Att</b>	2/2	1/1	3/3	2/2	2/3	2/3	2/2	1/1	4/4	2/3	1/1	4/4	1/1	1/1	1/2	
<b>Time of Poss</b>	34:32	30:03	35:57	30:45	30:09	28:39	23:48	19:43	30:25	28:54	26:21	34:01	31:50	32:31	33:42	
<b>Take/Give Ratio</b>	0/2	0/1	1/2	3/0	2/0	0/0	1/1	1/0	2/0	2/0	2/3	2/1	0/6	0/1	1/1	
<b>Avg Drive Start</b>	Sea22	Sea17	Sea35	Sea33	Sea37	Sea25	Sea27	Sea31	Sea28	Sea32	Sea21	Sea30	Sea26	Sea34	Sea35	

# Opponent Game-by-Game

	9/11	9/18	9/25	10/2	10/16	10/23	10/30	11/7	11/13	11/20	11/27	12/4	12/11	12/15	12/24	1/1
	Mia	at LA	SF	at NYJ	Atl	at Ari	at NO	Buf	at NE	Phi	at TB	Car	at GB	LA	Ari	at SF
<b>Points</b>	10	9	18	17	24	6	25	25	24	15	14	7	38	3	34	
<b>1 Qtr</b>	0	3	0	3	0	0	0	14	7	0	14	0	7	0	7	
<b>2 Qtr</b>	3	3	3	7	3	3	13	3	7	7	0	7	14	3	7	
<b>3 Qtr</b>	0	0	0	0	21	0	3	0	7	0	0	0	7	0	0	
<b>4 Qtr</b>	7	3	15	7	0	0	9	8	3	8	0	0	10	0	20	
<b>OT</b>	-	-	-	-	-	3	-	-	-	-	-	-	-	-	-	
<b>First Down</b>	11	17	12	20	22	23	28	30	25	20	19	14	18	13	21	
<b>Rush</b>	3	3	6	4	4	6	7	11	8	6	7	5	5	2	10	
<b>Pass</b>	7	10	6	13	17	14	17	16	13	13	11	9	10	8	9	
<b>Penalty</b>	1	4	0	3	1	3	4	3	4	1	1	0	3	3	2	
<b>3rd Down Eff</b>	3/14	3/12	4/15	7/15	3/11	10/21	9/15	12/17	6/10	6/16	4/11	5/12	4/11	3/12	1/9	
<b>Percent</b>	21%	25%	27%	47%	27%	48%	60%	71%	60%	38%	36%	42%	36%	25%	11%	
<b>4th Down Eff</b>	0/1	0/0	1/1	1/1	1/2	0/1	0/0	0/1	0/1	1/3	0/0	0/1	0/1	0/4	0/0	
<b>Percent</b>	0%	-	100%	100%	50%	0%	-	0%	0%	33%	-	0%	0%	0%	-	
<b>Total Net Yds</b>	214	283	254	305	362	443	375	425	385	308	338	271	330	183	370	
<b>Plays</b>	54	58	56	65	64	90	72	82	62	73	63	54	56	56	57	
<b>Avg</b>	4.0	4.9	4.5	4.7	5.7	4.9	5.2	5.2	6.2	4.2	5.4	5.0	5.9	3.3	6.5	
<b>Net Yds Rush</b>	64	64	135	58	52	132	123	162	81	113	118	89	93	47	94	
<b>Plays</b>	20	25	31	20	18	37	35	38	28	26	35	21	30	17	29	
<b>Avg</b>	3.2	2.6	4.4	2.9	2.9	3.6	3.5	4.3	2.9	4.3	3.4	4.2	3.1	2.8	3.2	
<b>Net Yds Pass</b>	150	219	119	247	310	311	252	263	304	195	220	182	237	136	276	
<b>Sack/loss</b>	5/36	3/20	0/0	4/14	4/25	4/31	2/13	5/26	2/12	2/23	0/0	0/0	1/9	4/31	1/8	
<b>Gross Yds</b>	186	239	119	261	335	342	265	289	316	218	220	182	246	167	284	
<b>Att/Comp</b>	29/16	30/18	25/14	41/23	42/27	49/29	35/27	39/27	32/23	45/23	28/21	33/14	25/18	35/18	27/16	
<b>Int</b>	0	0	1	3	1	0	0	1	1	2	1	1	0	0	0	
<b>Avg</b>	4.4	6.6	4.8	5.5	6.7	5.9	6.8	6.0	8.9	4.1	7.9	5.5	9.1	3.5	9.9	
<b>Punts/Avg</b>	7/46.7	6/39.5	7/45.6	5/40.4	4/41.3	7/32.7	2/46.0	3/32.7	2/46.0	7/49.1	4/40.0	6/42.3	4/38.5	4/54.0	5/44.4	
<b>Blocked</b>	0	0	0	0	0	1	0	0	0	0	0	0	0	0	0	
<b>Punt Ret/Yds</b>	4/32	3/15	1/20	0/0	1/11	6/33	0/0	2/13	2/8	2/15	3/48	0/0	1/0	0/0	1/0	
<b>Kickoff Ret/Yds</b>	3/84	0/0	1/26	1/27	2/46	0/0	2/23	1/13	2/49	0/0	2/42	4/89	2/36	5/98	2/27	
<b>Int Ret/Yds</b>	1/9	0/0	1/4	0/0	0/0	0/0	1/0	0/0	0/0	0/0	2/48	1/7	5/77	1/8	0/0	
<b>Penalties/Yds</b>	4/40	9/78	4/35	7/60	8/66	6/45	2/10	11/115	7/61	8/48	7/68	6/63	5/50	8/76	7/85	
<b>Fumbles/Lost</b>	2/0	0/0	1/0	1/0	1/1	1/0	1/1	0/0	3/1	1/0	2/1	1/1	0/0	1/0	1/1	
<b>Touchdowns</b>	1	0	2	2	3	0	2	3	3	2	2	1	5	0	4	
<b>Rush</b>	1	0	2	0	0	0	1	2	3	0	0	0	2	0	3	
<b>Pass</b>	0	0	0	1	3	0	1	1	0	2	2	1	3	0	1	
<b>Returns</b>	0	0	0	1	0	0	0	0	0	0	0	0	0	0	0	
<b>Defense</b>	0	0	0	0	0	0	0	0	0	0	0	0	0	0	0	
<b>Safeties</b>	0	0	0	0	0	0	0	0	0	0	0	0	0	0	0	
<b>1 Pt PAT/Att</b>	1/1	0/0	1/1	2/2	3/3	0/0	1/1	2/2	3/3	1/1	2/2	1/1	5/5	0/0	4/4	
<b>2 Pt PAT/Att</b>	0/0	0/0	1/1	0/0	0/0	0/0	0/1	1/1	0/0	1/1	0/0	0/0	0/0	0/0	0/0	
<b>FG/Att</b>	1/2	3/3	1/2	1/1	1/1	2/4	4/4	1/2	1/1	0/0	0/1	0/0	1/2	1/1	2/3	
<b>Time of Poss</b>	25:28	29:57	24:03	29:15	29:51	46:21	36:12	40:17	29:35	31:06	33:39	25:59	28:10	27:29	26:18	
<b>Take/Give Ratio</b>	2/0	1/0	2/1	0/3	0/2	0/0	1/1	0/1	0/2	0/2	3/1	1/2	6/0	1/0	1/1	
<b>Avg Drive Start</b>	Mia32	LA24	SF34	NYJ20	Atl21	Ari28	NO27	Buf31	NE26	Phi23	TB33	Car30	GB40	LA21	Ari30	

# Drive Chart

## Seahawks Drives Ended By...

Date	Teams	Drives	3/Out	TD	FG	FGA	Pnt	Dwn	Trn	Saf	Clk	Points	Pts/Drv	Eff
9/11	Seattle	12	3	1	2	2	6	1	2	0	0	12	1.0	0.250
	Miami	12	6	1	1	2	7	1	0	0	1	10	0.8	0.167
9/18	Seattle	10	2	0	1	1	7	0	1	0	1	3	0.3	0.100
	at L.A. Rams	10	3	0	3	3	6	0	0	0	1	9	0.9	0.300
9/25	Seattle	13	4	4	3	3	2	0	2	0	2	37	2.8	0.538
	San Francisco	12	6	2	1	2	7	0	1	0	0	18	1.5	0.250
10/2	Seattle	12	5	3	2	2	5	0	0	0	2	27	2.3	0.417
	at N.Y. Jets	11	2	2	1	1	5	0	3	0	0	17	1.5	0.273
10/16	Seattle	12	3	3	2	3	5	0	0	0	1	26	2.2	0.417
	Atlanta	12	4	3	1	1	4	1	2	0	1	24	2.0	0.333
10/23	Seattle	13	6	0	2	3	9	0	0	0	1	6	0.5	0.154
	at Arizona	14	3	0	2	4	7	1	0	0	2	6	0.4	0.143
10/30	Seattle	9	3	1	2	2	3	1	1	0	1	13	1.4	0.333
	at New Orleans	9	1	2	4	4	2	0	1	0	0	25	2.8	0.667
11/7	Seattle	10	3	4	1	1	4	0	0	0	1	31	3.1	0.500
	Buffalo	10	2	3	1	2	3	1	1	0	0	25	2.5	0.400
11/13	Seattle	10	2	3	4	4	2	0	0	0	1	31	3.1	0.700
	at New England	9	3	3	1	1	2	1	2	0	0	24	2.7	0.444
11/20	Seattle	14	6	3	2	3	6	0	0	0	2	26	1.9	0.357
	Philadelphia	13	4	2	0	0	7	2	2	0	0	15	1.2	0.154
11/27	Seattle	11	3	0	1	1	7	0	3	0	0	3	0.3	0.091
	at Tampa Bay	12	3	2	0	1	4	0	2	1	2	14	1.2	0.167
12/4	Seattle	11	2	4	4	4	1	1	1	0	0	40	3.6	0.727
	Carolina	11	2	1	0	0	6	1	2	0	1	7	0.6	0.091
12/11	Seattle	13	5	1	1	1	4	1	6	0	0	10	0.8	0.154
	at Green Bay	14	3	5	1	2	4	1	0	0	2	38	2.7	0.429
12/15	Seattle	10	4	3	1	1	3	0	1	0	2	24	2.4	0.400
	L.A. Rams	9	4	0	1	1	4	4	0	0	0	3	0.3	0.111
12/24	Seattle	13	5	4	1	2	4	2	1	0	0	31	2.4	0.385
	Arizona	14	6	4	2	3	5	0	1	0	1	34	2.4	0.429
1/1	Seattle													
	at San Francisco													
<b>Totals</b>	<b>Seahawks</b>	<b>173</b>	<b>56</b>	<b>34</b>	<b>29</b>	<b>33</b>	<b>68</b>	<b>6</b>	<b>18</b>	<b>0</b>	<b>14</b>	<b>320</b>	<b>1.8</b>	<b>0.364</b>
	<b>Opponents</b>	<b>172</b>	<b>52</b>	<b>30</b>	<b>19</b>	<b>27</b>	<b>73</b>	<b>13</b>	<b>17</b>	<b>1</b>	<b>11</b>	<b>269</b>	<b>1.6</b>	<b>0.285</b>

# Drive Breakdown

## Seahawks Longest Drives

### Most Plays

Date	Opponent	# of Plays	Net Yards	Time	Result
09/18/16	at L.A. Rams	14	76	7:08	Field Goal
09/11/16	vs. Miami	14	75	3:37	Touchdown
09/25/16	vs. San Francisco	14	62	8:24	Touchdown
12/15/16	vs. L.A. Rams	13	93	6:47	Touchdown
10/30/16	at New Orleans	13	72	5:46	Field Goal

### Most Net Yards

Date	Opponent	Net Yards	# of Plays	Time	Result
12/15/16	vs. L.A. Rams	93	13	6:47	Touchdown
11/20/16	vs. Philadelphia	92	10	5:53	Touchdown
12/04/16	vs. Carolina	92	9	3:55	Touchdown
10/02/16	at N.Y. Jets	92	7	3:32	Touchdown
10/02/16	at N.Y. Jets	85	7	3:58	Touchdown

### Longest Time of Possession

Date	Opponent	Time	Net Yards	# of Plays	Result
09/25/16	vs. San Francisco	8:24	62	14	Touchdown
12/11/16	at Green Bay	7:14	64	13	Field Goal
09/18/16	at L.A. Rams	7:08	76	14	Field Goal
12/15/16	vs. L.A. Rams	6:47	93	13	Touchdown
12/24/16	vs. Arizona	6:40	13	66	Touchdown

## Opponents Longest Drives

### Most Plays

Date	Team	# of Plays	Net Yards	Time	Result
11/07/16	vs. Buffalo	17	75	10:00	Touchdown
10/30/16	at New Orleans	15	83	7:00	Field Goal
10/23/16	at Arizona	15	53	8:24	Field Goal
11/27/16	at Tampa Bay	14	78	7:26	Touchdown
10/02/16	at N.Y. Jets	14	62	8:33	Field Goal

### Most Net Yards

Date	Team	Net Yards	# of Plays	Time	Result
10/16/16	vs. Atlanta	97	6	3:27	Touchdown
11/13/16	at New England	91	10	5:34	Touchdown
12/24/16	vs. Arizona	91	3	1:30	Touchdown
09/11/16	vs. Miami	86	7	3:01	Touchdown
10/30/16	at New Orleans	83	15	7:00	Field Goal

### Longest Time of Possession

Date	Team	Time	Net Yards	# of Plays	Result
11/07/16	vs. Buffalo	10:00	75	17	Touchdown
10/02/16	at N.Y. Jets	8:33	62	14	Field Goal
10/23/16	at Arizona	8:24	53	15	Field Goal
11/20/16	vs. Philadelphia	7:35	68	13	Touchdown
12/15/16	vs. L.A. Rams	7:30	62	14	Downs

# Inside 20

Date	Teams	Scores/ Trips	TD	FG/ Att	Points	Int	Fum	Downs	Clock
9/11	Seattle	2 / 2	1	1 / 1	9	0	0	0	0
	Miami	1 / 3	1	0 / 1	7	0	0	1	0
9/18	Seattle	1 / 1	0	1 / 1	3	0	0	0	0
	at L.A. Rams	1 / 1	0	1 / 1	3	0	0	0	0
9/25	Seattle	6 / 6	3	3 / 3	30	0	0	0	0
	San Francisco	3 / 3	2	1 / 1	18	0	0	0	0
10/2	Seattle	3 / 3	2	1 / 1	17	0	0	0	0
	at N.Y. Jets	2 / 2	1	1 / 1	10	0	0	0	0
10/16	Seattle	3 / 4	3	0 / 1	20	0	0	0	0
	Atlanta	2 / 2	1	1 / 1	10	0	0	0	0
10/23	Seattle	1 / 2	0	1 / 2	3	0	0	0	0
	at Arizona	0 / 2	0	0 / 1	0	0	0	1	0
10/30	Seattle	2 / 3	1	1 / 1	10	0	0	1	0
	at New Orleans	5 / 5	2	3 / 3	22	0	0	0	0
11/7	Seattle	4 / 4	4	0 / 0	28	0	0	0	0
	Buffalo	4 / 5	3	1 / 1	25	0	0	1	0
11/13	Seattle	7 / 7	3	4 / 4	31	0	0	0	0
	at New England	4 / 5	3	1 / 1	24	0	0	1	0
11/20	Seattle	3 / 3	1	2 / 2	13	0	0	0	0
	Philadelphia	2 / 2	2	0 / 0	15	0	0	0	0
11/27	Seattle	0 / 0	0	0 / 0	0	0	0	0	0
	at Tampa Bay	1 / 2	1	0 / 0	7	1	0	0	0
12/4	Seattle	6 / 6	2	4 / 4	26	0	0	0	0
	Carolina	0 / 1	0	0 / 0	0	0	0	1	0
12/11	Seattle	1 / 1	0	1 / 1	3	0	0	0	0
	at Green Bay	4 / 4	4	0 / 0	28	0	0	0	0
12/15	Seattle	2 / 3	2	0 / 0	14	1	0	0	0
	L.A. Rams	1 / 3	0	1 / 1	3	0	0	2	0
12/24	Seattle	3 / 5	2	1 / 2	16	0	0	1	0
	Arizona	3 / 3	3	0 / 0	21	0	0	0	0
1/1	Seattle								
	at San Francisco								
<b>Totals</b>	<b>Seahawks</b>	<b>44 / 50</b>	<b>24</b>	<b>20 / 23</b>	<b>223</b>	<b>1</b>	<b>0</b>	<b>2</b>	<b>0</b>
	<b>Opponents</b>	<b>33 / 43</b>	<b>23</b>	<b>10 / 12</b>	<b>193</b>	<b>1</b>	<b>0</b>	<b>7</b>	<b>0</b>



# Third Down Efficiency

*Yards to go...*

Date	Teams	1	2	3	4	5	6	7	8	9	10+	Total	Pct.
9/11	Seattle	2 / 3	0 / 1	0 / 1	1 / 3	0 / 1	1 / 2	0 / 0	0 / 1	0 / 1	1 / 3	5 / 16	31%
	Miami	0 / 0	0 / 0	0 / 0	0 / 0	1 / 3	1 / 3	0 / 2	0 / 1	0 / 0	1 / 5	3 / 14	21%
9/18	Seattle	1 / 1	1 / 1	0 / 0	0 / 0	1 / 2	0 / 0	0 / 1	0 / 1	0 / 1	1 / 6	4 / 13	31%
	at L.A. Rams	1 / 1	1 / 1	0 / 1	0 / 0	0 / 1	0 / 1	0 / 2	1 / 1	0 / 0	0 / 4	3 / 12	25%
9/25	Seattle	3 / 4	0 / 1	0 / 0	0 / 1	0 / 1	2 / 2	0 / 0	0 / 0	0 / 0	4 / 5	9 / 14	64%
	San Francisco	0 / 0	1 / 1	1 / 2	0 / 5	1 / 1	1 / 2	0 / 1	0 / 1	0 / 0	0 / 2	4 / 15	27%
10/2	Seattle	1 / 1	1 / 1	0 / 1	0 / 1	0 / 1	0 / 0	0 / 0	0 / 0	0 / 0	1 / 5	3 / 10	30%
	at N.Y. Jets	2 / 3	1 / 1	0 / 0	0 / 0	0 / 1	1 / 1	1 / 1	1 / 2	0 / 0	1 / 6	7 / 15	47%
10/16	Seattle	1 / 2	2 / 3	1 / 3	0 / 0	0 / 0	1 / 1	0 / 1	0 / 0	0 / 0	0 / 4	5 / 14	36%
	Atlanta	1 / 2	0 / 0	0 / 0	0 / 0	0 / 2	1 / 1	0 / 0	0 / 0	1 / 1	0 / 5	3 / 11	27%
10/23	Seattle	0 / 1	0 / 0	2 / 3	1 / 3	0 / 0	0 / 1	0 / 0	0 / 0	0 / 0	0 / 6	3 / 14	21%
	at Arizona	2 / 2	2 / 3	1 / 1	2 / 3	0 / 2	0 / 0	1 / 4	0 / 0	0 / 0	2 / 6	10 / 21	48%
10/30	Seattle	1 / 1	1 / 2	0 / 0	1 / 1	0 / 0	1 / 2	0 / 0	1 / 1	0 / 0	0 / 4	5 / 11	45%
	at New Orleans	2 / 3	3 / 3	2 / 2	1 / 2	1 / 1	0 / 1	0 / 1	0 / 1	0 / 1	0 / 0	9 / 15	60%
11/7	Seattle	0 / 0	0 / 0	0 / 1	2 / 2	0 / 0	0 / 1	0 / 0	0 / 2	0 / 0	0 / 1	2 / 7	29%
	Buffalo	5 / 5	2 / 2	0 / 0	0 / 1	2 / 2	1 / 2	0 / 0	0 / 1	0 / 0	2 / 4	12 / 17	71%
11/13	Seattle	0 / 0	0 / 1	1 / 3	1 / 2	0 / 1	2 / 2	1 / 1	0 / 0	1 / 1	0 / 1	6 / 12	50%
	at New England	1 / 2	1 / 1	0 / 0	1 / 1	1 / 1	0 / 0	0 / 2	0 / 0	0 / 0	2 / 3	6 / 10	60%
11/20	Seattle	0 / 0	0 / 0	1 / 2	0 / 1	1 / 2	0 / 1	0 / 0	0 / 0	0 / 0	3 / 9	5 / 15	33%
	Philadelphia	2 / 3	0 / 2	1 / 1	1 / 1	1 / 1	0 / 1	1 / 1	0 / 0	0 / 1	0 / 5	6 / 16	38%
11/27	Seattle	0 / 1	0 / 0	0 / 0	0 / 1	0 / 2	0 / 1	0 / 1	0 / 0	0 / 1	1 / 4	1 / 11	9%
	at Tampa Bay	0 / 1	1 / 2	1 / 1	0 / 0	0 / 0	0 / 1	0 / 0	1 / 1	0 / 0	1 / 5	4 / 11	36%
12/4	Seattle	2 / 2	0 / 0	0 / 0	0 / 0	0 / 2	1 / 2	2 / 2	1 / 1	1 / 1	0 / 4	7 / 14	50%
	Carolina	1 / 1	0 / 0	0 / 0	0 / 0	1 / 1	0 / 0	0 / 1	0 / 0	0 / 1	3 / 8	5 / 12	42%
12/11	Seattle	2 / 3	3 / 3	0 / 0	0 / 0	0 / 0	0 / 1	0 / 2	0 / 1	1 / 1	0 / 1	6 / 12	50%
	at Green Bay	1 / 2	0 / 2	0 / 0	1 / 1	0 / 0	2 / 2	0 / 0	0 / 2	0 / 0	0 / 2	4 / 11	36%
12/15	Seattle	1 / 1	0 / 1	0 / 0	1 / 1	0 / 0	2 / 3	0 / 0	0 / 0	1 / 2	2 / 7	7 / 15	47%
	L.A. Rams	0 / 1	1 / 1	1 / 2	0 / 1	0 / 0	0 / 0	0 / 0	0 / 0	0 / 2	1 / 5	3 / 12	25%
12/24	Seattle	0 / 1	3 / 4	1 / 1	0 / 1	0 / 0	1 / 1	0 / 0	2 / 3	0 / 2	1 / 4	8 / 17	47%
	Arizona	1 / 1	0 / 0	0 / 0	0 / 1	0 / 0	0 / 0	0 / 1	0 / 1	0 / 0	0 / 5	1 / 9	11%
1/1	Seattle												
	at San Francisco												
<b>Totals</b>	<b>Seahawks</b>	<b>14 / 21</b>	<b>11 / 18</b>	<b>6 / 15</b>	<b>7 / 17</b>	<b>2 / 12</b>	<b>11 / 20</b>	<b>3 / 8</b>	<b>4 / 10</b>	<b>4 / 10</b>	<b>14 / 64</b>	<b>76 / 195</b>	<b>39%</b>
	<b>Opponents</b>	<b>19 / 27</b>	<b>13 / 19</b>	<b>7 / 10</b>	<b>6 / 16</b>	<b>8 / 16</b>	<b>7 / 15</b>	<b>3 / 16</b>	<b>3 / 11</b>	<b>1 / 6</b>	<b>13 / 65</b>	<b>80 / 201</b>	<b>40%</b>

# Passer Ratings

Date	Teams	Attempts	Completions	Pct.	Yards	TD	INT	Rating
9/11	Seattle	43	27	63%	258	1	1	77.5
	Miami	29	16	55%	186	0	0	74.8
9/18	Seattle	35	22	63%	254	0	0	84.7
	at L.A. Rams	30	18	60%	239	0	0	85.3
9/25	Seattle	32	22	69%	308	2	1	107.3
	San Francisco	25	14	56%	119	0	1	51.9
10/2	Seattle	32	23	72%	309	3	0	133.5
	at N.Y. Jets	41	23	56%	261	1	3	53.0
10/16	Seattle	37	25	68%	270	0	0	88.8
	Atlanta	42	27	64%	335	3	1	102.8
10/23	Seattle	37	24	65%	225	0	0	81.5
	at Arizona	49	29	59%	342	0	0	80.5
10/30	Seattle	36	23	64%	296	0	1	78.0
	at New Orleans	35	27	77%	265	1	0	107.4
11/7	Seattle	26	20	77%	282	2	0	137.0
	Buffalo	39	27	69%	289	1	1	88.5
11/13	Seattle	37	25	68%	348	3	0	124.6
	at New England	32	23	72%	316	0	1	90.1
11/20	Seattle	32	19	59%	287	2	0	109.8
	Philadelphia	45	23	51%	218	2	2	61.2
11/27	Seattle	33	17	52%	151	0	2	38.8
	at Tampa Bay	28	21	75%	220	2	1	106.3
12/4	Seattle	39	28	72%	315	1	1	93.4
	Carolina	33	14	42%	182	1	1	57.9
12/11	Seattle	39	22	56%	240	1	5	43.7
	at Green Bay	25	18	72%	246	3	0	142.7
12/15	Seattle	26	19	73%	229	3	1	122.1
	L.A. Rams	35	18	51%	167	0	0	64.8
12/24	Seattle	45	29	64%	350	4	0	117.8
	Arizona	27	16	59%	284	1	0	107.6
1/1	Seattle							
	at San Francisco							
<b>Totals</b>	<b>Seahawks</b>	<b>529</b>	<b>345</b>	<b>65%</b>	<b>4122</b>	<b>22</b>	<b>12</b>	<b>93.3</b>
	<b>Opponents</b>	<b>515</b>	<b>314</b>	<b>61%</b>	<b>3669</b>	<b>15</b>	<b>11</b>	<b>83.4</b>

# Superlatives

<b>Overall</b>	9 - 5 - 1	<b>When Leading at Halftime</b>	9 - 1 - 0
Home	7 - 1 - 0	<b>When Trailing at Halftime</b>	0 - 4 - 1
Road	2 - 4 - 1	<b>When Leading After 3 Quarters</b>	7 - 1 - 0
<b>By Month</b>		<b>When Trailing After 3 Quarters</b>	1 - 4 - 1
September	2 - 1 - 0	<b>When Tied After 3 Quarters</b>	0 - 0 - 0
October	2 - 1 - 1	<b>When Scoring...</b>	
November	3 - 1 - 0	First	6 - 1 - 0
December	2 - 2 - 0	Less than 20	1 - 3 - 1
January	0 - 0 - 0	20+	8 - 2 - 0
<b>Turf</b>		<b>When Outrushing Opponents</b>	7 - 3 - 0
Artificial	9 - 2 - 0	<b>When + in Time of Possession</b>	7 - 3 - 0
Natural	0 - 3 - 1	<b>When - in Time of Possession</b>	2 - 2 - 1
<b>Indoors</b>	0 - 1 - 1	<b>When = in Time of Possession</b>	0 - 0 - 0
<b>Vs. AFC</b>	4 - 0 - 0	<b>When + in Takeaway/Giveaway</b>	6 - 0 - 0
North	0 - 0 - 0	<b>When - in Takeaway/Giveaway</b>	3 - 3 - 0
West	0 - 0 - 0	<b>When = in Takeaway/Giveaway</b>	0 - 2 - 1
East	4 - 0 - 0	<b>With a 100-Yard Rusher</b>	2 - 0 - 0
South	0 - 0 - 0	<b>With a 100-Yard Receiver</b>	5 - 1 - 0
<b>Vs. NFC</b>	5 - 5 - 1	<b>With a 300-Yard Passer</b>	2 - 1 - 0
North	0 - 1 - 0	<b>Versus a 100-Yard Rusher</b>	1 - 1 - 1
West	2 - 2 - 1	<b>Versus a 100-Yard Receiver</b>	3 - 3 - 0
East	1 - 0 - 0	<b>Versus a 300-Yard Passer</b>	2 - 0 - 1
South	2 - 2 - 0		

# Weekly Team Rankings

## NFL

## NFC

Week	OFFENSE			DEFENSE			Week	OFFENSE			DEFENSE		
	Total	Rush	Pass	Total	Rush	Pass		Total	Rush	Pass	Total	Rush	Pass
1	14	13	16	3	5T	3	1	7	6	8	2	3T	2
2	26	18	21	1	3	4	2	11	8	11	1	2	1
3	19	15	13	1	9	2	3	11	6	8	1	5	1
4	16	20T	11	2	6	4	4	10	9T	8	1	3	1
5	16	18	12	1	7	2	5	9	8	7	1	4	1
6	16	25	11	1	3	5	6	9	10	7	1	2	3
7	22	27	14	6	5	9	7	12	12	8	4	3	5
8	23	28	14	6	7	9	8	12	13	8	3	3	5
9	26	30	13	9	12	10	9	13	14	7	6	8	5
10	20	30	11	9	9	10	10	11	14	6	5	5	5
11	16	28	8	9	11	10	11	9	12	4	5	6	5
12	17	27	14	7	14T	10	12	10	12	8	3	8T	4
13	15	20	14	8	14	9T	13	8	11	7	4	8	4T
14	13	19	12	8	13	10	14	7	10	5	4	8	5
15	14	20	13	6	8	7	15	7	10	7	3	4	4
16	15	22T	12	7	8	8	16	8	11T	6	3	4	4
17							17						

T = Tied for position

*Italics* = Bye week

# Individual Highs

## SCORING

(non kicker)

<b>POINTS</b>	<b>Seahawks:</b> 18 D. Baldwin at New England	11/13
	<b>Opponents:</b> 18 2 times (Last: D. Johnson vs. Ari)	12/24

<b>LONGEST TD</b>	<b>Seahawks:</b> 75 T. Lockett vs. Carolina	12/4
	<b>Opponents:</b> 80 J. Nelson vs. Arizona	12/24

## RUSHING

<b>ATTEMPTS</b>	<b>Seahawks:</b> 21 T. Rawls vs. Los Angeles	12/15
	<b>Opponents:</b> 33 D. Johnson at Arizona	10/23

<b>YARDS</b>	<b>Seahawks:</b> 106 2 times (Last: T. Rawls vs. CAR)	12/4
	<b>Opponents:</b> 113 D. Johnson at Arizona	10/23

<b>LONGEST, NO TD</b>	<b>Seahawks:</b> 26 J. Ryan vs. Los Angeles	12/15
	<b>Opponents:</b> 34 C. Hyde vs. San Francisco	9/25

<b>TOUCHDOWNS</b>	<b>Seahawks:</b> 2 3 times (Last: T. Rawls vs. CAR)	12/4
	<b>Opponents:</b> 3 2 times (Last: D. Johnson vs. Ari)	12/24

<b>LONGEST TD</b>	<b>Seahawks:</b> 75 T. Lockett vs. Carolina	12/4
	<b>Opponents:</b> 19 J. Janis at Green Bay	11/13

## PASSING

<b>ATTEMPTS</b>	<b>Seahawks:</b> 45 R. Wilson vs. Arizona	12/24
	<b>Opponents:</b> 49 C. Palmer at Arizona	10/23

<b>COMPLETIONS</b>	<b>Seahawks:</b> 29 R. Wilson vs. Arizona	12/24
	<b>Opponents:</b> 29 C. Palmer at Arizona	10/23

<b>YARDS</b>	<b>Seahawks:</b> 350 R. Wilson vs. Arizona	12/24
	<b>Opponents:</b> 342 C. Palmer at Arizona	10/23

<b>COMPLETION PCT.</b>	<b>Seahawks:</b> 76.9 R. Wilson vs. Buffalo	11/7
	<b>Opponents:</b> 78.3 A. Rodgers at Green Bay	12/11

<b>LONGEST, NO TD</b>	<b>Seahawks:</b> 59 R. Wilson vs. San Francisco	9/25
	<b>Opponents:</b> 50 R. Tannehill vs. Miami	9/11

<b>PASSER RATING</b>	<b>Seahawks:</b> 137.0 R. Wilson vs. Buffalo	11/7
	<b>Opponents:</b> 150.8 A. Rodgers at Green Bay	12/11

<b>TOUCHDOWNS</b>	<b>Seahawks:</b> 4 R. Wilson vs. Arizona	12/24
	<b>Opponents:</b> 3 2 times (Last: A. Rodgers at GB)	12/11

<b>LONGEST TD</b>	<b>Seahawks:</b> 57 R. Wilson vs. Los Angeles	12/15
	<b>Opponents:</b> 80 C. Palmer vs. Arizona	12/24

<b>INTERCEPTIONS</b>	<b>Seahawks:</b> 5 R. Wilson at Green Bay	12/11
	<b>Opponents:</b> 3 R. Fitzpatrick at N.Y. Jets	10/2

## RECEIVING

<b>RECEPTIONS</b>	<b>Seahawks:</b> 13 D. Baldwin vs. Arizona	12/24
	<b>Opponents:</b> 10 R. Woods vs. Buffalo	11/7

<b>YARDS</b>	<b>Seahawks:</b> 171 D. Baldwin vs. Arizona	12/24
	<b>Opponents:</b> 162 R. Woods vs. Buffalo	11/7

<b>LONGEST, NO TD</b>	<b>Seahawks:</b> 59 D. Baldwin vs. San Francisco	9/25
	<b>Opponents:</b> 50 A. Foster vs. Miami	9/11

<b>TOUCHDOWNS</b>	<b>Seahawks:</b> 3 D. Baldwin at New England	11/13
	<b>Opponents:</b> 2 2 times (Last: J. Nelson at GB)	12/11

<b>LONGEST TD</b>	<b>Seahawks:</b> 57 T. Lockett vs. Los Angeles	12/15
	<b>Opponents:</b> 80 J. Nelson vs. Arizona	12/24

## INTERCEPTIONS

<b>INTERCEPTIONS</b>	<b>Seahawks:</b> 2 R. Sherman at N.Y. Jets	10/2
	<b>Opponents:</b> 2 D. Randall at Green Bay	12/11

<b>YARDS</b>	<b>Seahawks:</b> 31 R. Sherman vs. Buffalo	11/7
	<b>Opponents:</b> 47 D. Randall at Green Bay	12/11

<b>LONGEST</b>	<b>Seahawks:</b> 31 R. Sherman vs. Buffalo	11/7
	<b>Opponents:</b> 32 B. McDougald at Tampa Bay	11/27

<b>TOUCHDOWNS</b>	<b>Seahawks:</b> None	
	<b>Opponents:</b> None	

## PUNT RETURNS

<b>RETURNS</b>	<b>Seahawks:</b> 3 5 times (Last: T. Lockett vs. CAR)	12/4
	<b>Opponents:</b> 5 B. Golden at Arizona	10/23

<b>FAIR CATCHES</b>	<b>Seahawks:</b> 4 T. Lockett at Los Angeles	9/18
	<b>Opponents:</b> 4 J. Ross at N.Y. Jets	10/2

<b>YARDS</b>	<b>Seahawks:</b> 70 T. Lockett vs. San Francisco	9/25
	<b>Opponents:</b> 20 2 times (Last: B. Golden at Ari)	10/23

<b>LONGEST</b>	<b>Seahawks:</b> 62 T. Lockett vs. San Francisco	9/25
	<b>Opponents:</b> 24 A. Humphries at Tampa Bay	11/27

<b>TOUCHDOWNS</b>	<b>Seahawks:</b> None	
	<b>Opponents:</b> None	

## KICKOFF RETURNS

<b>RETURNS</b>	<b>Seahawks:</b> 5 T. Lockett at Green Bay	12/11
	<b>Opponents:</b> 5 P. Cooper vs. Los Angeles	12/15

<b>YARDS</b>	<b>Seahawks:</b> 136 T. Lockett at Green Bay	12/11
	<b>Opponents:</b> 98 P. Cooper vs. Los Angeles	12/15

<b>LONGEST</b>	<b>Seahawks:</b> 46 T. Lockett vs. Carolina	12/4
	<b>Opponents:</b> 45 J. Grant vs. Miami	9/11

<b>TOUCHDOWNS</b>	<b>Seahawks:</b> None	
	<b>Opponents:</b> None	

# Top Performances

## Seattle:

100 Yards Rushing							
Player	Game	Date	Att.	Yds	Avg.	LG	TD
Christine Michael	vs. SF	9/25	20	106	5.3	41t	2
Thomas Rawls	vs. Car	12/4	15	106	7.1	45t	2

300 Yards Passing							
Player	Game	Date	Att.	Comp.	Yds.	TD	Int
Russell Wilson	vs. Ari	12/24	45	29	350	4	0
Russell Wilson	at NE	11/13	37	25	348	3	0
Russell Wilson	at NYJ	10/2	32	23	309	3	0

100 Yards Receiving							
Player	Game	Date	No.	Yds.	LG	TD	
Doug Baldwin	vs. Ari	12/24	13	171	42t	1	
Doug Baldwin	vs. SF	9/25	8	164	59	1	
Tyler Lockett	vs. L.A.	12/15	7	130	57t	1	
Jimmy Graham	at NYJ	10/2	6	113	27	0	
Doug Baldwin	vs. Phi	11/20	4	104	44	0	
Jimmy Graham	vs. Buf	11/7	8	103	18t	2	
Jimmy Graham	vs. SF	9/25	6	100	40	1	

Multi-Sack Games			
Player	Game	Date	No.
Cliff Avril	at ARI	10/23	2.5
Frank Clark	at L.A.	9/18	2.0
Cliff Avril	vs. ATL	10/16	2.0
Frank Clark	at ARI	10/23	1.5
Cliff Avril	vs. Buf	11/7	1.5
Cliff Avril	vs. L.A.	12/15	1.5
Frank Clark	vs. L.A.	12/15	1.5

## Opponents:

100 Yards Rushing							
Player	Game	Date	Att.	Yds	Avg.	LG	TD
David Johnson	at ARI	10/23	33	113	3.4	14	0
Carlos Hyde	vs. SF	9/25	21	103	4.9	34	2
Tim Hightower	at NO	10/30	26	102	3.9	28	0

300 Yards Passing							
Player	Game	Date	Att.	Comp.	Yds.	TD	Int
Carson Palmer	at ARI	10/23	49	29	342	0	0
Matt Ryan	vs. ATL	10/16	42	27	335	3	1
Tom Brady	at NE	11/13	32	23	316	0	1

100 Yards Receiving							
Player	Game	Date	No.	Yds.	LG	TD	
Robert Woods	vs. Buf	11/7	10	162	29	0	
Julio Jones	vs. ATL	10/16	7	139	36t	1	
J.J. Nelson	vs. Ari	12/24	3	132	80t	1	
Mike Evans	at TB	11/27	8	104	26	2	
Davante Adams	at GB	12/11	4	104	66t	1	
Martellus Bennett	at NE	11/13	7	102	36	0	

Multi-Sack Games			
Player	Game	Date	No.
Trey Flowers	at NE	11/13	2.0
Markus Golden	vs. Ari	12/24	2.0
Gerald McCoy	at TB	11/27	1.5
Noah Spence	at TB	11/27	1.5
Chandler Jones	vs. Ari	12/24	1.5





# Miscellaneous Statistics

## DRIVE ENGINEERING

QB	Drives		Drives Ended By...								POINTS	POINTS	DRIVE
	Started	TD	FG	FGA	Punt	Down	Trn	Saf	Gm	Hlf	Yld	Drive	Eff
R. Wilson	167	33	27	31	68	6	16	0	6	7	307	1.8	0.359
T. Boykin	6	1	2	2	0	0	2	0	1	0	13	2.2	0.500
SEATTLE	173	34	29	33	68	6	18	0	7	7	320	1.8	0.364
OPPONENTS	172	30	19	27	73	13	17	1	6	5	269	1.6	0.285

## YARDS GAINED BY DOWN

TEAM	1st Down			2nd Down			3rd Down			4th Down			Season		
	Att	Yds	Avg	Att	Yds	Avg	Att	Yds	Avg	Att	Yds	Avg	Att	Yds	Avg
SEATTLE	426	2484	5.8	316	1636	5.2	195	1163	6.0	10	56	5.6	947	5339	5.6
OPPONENTS	429	2238	5.2	314	1539	4.9	202	1048	5.2	17	21	1.2	962	4846	5.0

## FIRST DOWN TENDENCIES

TEAM	Rushing			Passing			Overall			Times Gained...			
	Plays	Yds	Avg	Plays	Yds	Avg	Plays	Yds	Avg	10+	5+	0	Neg
SEATTLE	201	879	4.4	225	1605	7.1	426	2484	5.8	187	195	215	93
OPPONENTS	225	794	3.5	204	1444	7.1	429	2238	5.2	169	173	226	92

## THIRD DOWN EFFICIENCY

TEAM	3rd Down Situation											TOTAL	PCT
	1	2	3	4	5	6	7	8	9	10+			
SEATTLE	14 / 21	11 / 18	6 / 15	7 / 17	2 / 12	11 / 20	3 / 8	4 / 10	4 / 10	14 / 64	76 / 195	39.0%	
OPPONENTS	19 / 27	13 / 19	7 / 10	6 / 16	8 / 16	7 / 15	3 / 16	3 / 11	1 / 6	13 / 65	80 / 201	39.8%	

## INSIDE THE 20

	NO	TD	FG	FGA	Int	Fmb	Down	Game	Half	Points
SEATTLE	50	24	20	23	1	0	2	0	0	223
OPPONENTS	43	23	10	12	1	0	7	0	0	193

## GOAL-TO-GO

	NO	TD	FG	FGA	Int	Fmb	Down	Game	Half	Points
SEATTLE	28	16	9	11	0	0	1	0	0	135
OPPONENTS	26	18	5	7	0	0	1	0	0	142

## TAKEAWAYS / GIVEAWAYS

	NO	Resulting in...	TD	FG	FGA	Saf	Int	Fmb	Punt	Down	Gm	Half	Points
TAKEAWAYS	17		5	5	5	0	2	1	2	0	1	1	49
	NO	Resulting in...	TD	FG	FGA	Saf	Int	Fmb	Punt	Down	Gm	Half	Points
GIVEAWAYS	18		7	2	3	0	1	0	1	1	3	2	56

## KICKOFF ANALYSIS

	Total	Return	Touchback	Squib	Onside	Out-of-Bounds	FC	Avg Opp Start
S. Hauschka	78	27	51	1	1	0	0	24.7
TOTAL	78	27	51	1	1	0	0	24.7
OPPONENTS	64	33	28	1	2	1	0	26.0

# Takeaways/Giveaways

Date	Opponent	Takeaways		Giveaways		+/-
		Fumbles	Interceptions	Fumbles	Interceptions	
9/11	Miami	0	0	1	1	- 2
9/18	at L.A. Rams	0	0	1	0	- 1
9/25	San Francisco	0	1	1	1	- 1
10/2	at N.Y. Jets	0	3	0	0	3
10/16	Atlanta	1	1	0	0	2
10/23	at Arizona	0	0	0	0	0
10/30	at New Orleans	1	0	0	1	0
11/7	Buffalo	0	1	0	0	1
11/13	at New England	1	1	0	0	2
11/20	Philadelphia	0	2	0	0	2
11/27	at Tampa Bay	1	1	1	2	- 1
12/4	Carolina	1	1	0	1	1
12/11	at Green Bay	0	0	1	5	- 6
12/15	L.A. Rams	0	0	0	1	- 1
12/24	Arizona	1	0	1	0	0
1/1	at San Francisco					
<b>Totals</b>		<b>6</b>	<b>11</b>	<b>6</b>	<b>12</b>	<b>-1</b>

# Longest Plays

Passes 20+ Yards <i>(Top 5 in bold)</i>		TOP 5	Runs 10+ Yards <i>(Top 5 in bold)</i>	
<b>9/11 Miami</b>		<b>Passes</b>	<b>9/11 Miami</b>	
Russell Wilson to Jermaine Kearse	24	59	Christine Michael	12
Russell Wilson to Doug Baldwin	22	57t	Christine Michael	11
		53		
<b>9/18 at Los Angeles</b>		50	<b>9/18 at Los Angeles</b>	
<b>Russell Wilson to Tyler Lockett</b>	<b>53</b>	44	Christine Michael	16
Russell Wilson to Tyler Lockett	35		Christine Michael	12
			Christine Michael	11
<b>9/25 San Francisco</b>		<b>Runs</b>	Christine Michael	10
<b>Russell Wilson to Doug Baldwin</b>	<b>59</b>	75t	<b>9/25 San Francisco</b>	
Russell Wilson to Jimmy Graham	40	72t	<b>Christine Michael</b>	<b>41t</b>
Russell Wilson to Doug Baldwin	34	45t	Christine Michael	12
Trevone Boykin to Doug Baldwin	23	41t		
		26	<b>10/2 at New York Jets</b>	
<b>10/2 at New York Jets</b>			C.J. Spiller	13
Russell Wilson to Tanner McEvoy	42t		Christine Michael	10
Russell Wilson to Doug Baldwin	38			
Russell Wilson to Jimmy Graham	27		<b>10/16 Atlanta</b>	
Russell Wilson to Paul Richardson	27		Christine Michael	21
Russell Wilson to Jimmy Graham	24			
Russell Wilson to Jimmy Graham	20		<b>10/23 at Arizona</b>	
			Christine Michael	10
<b>10/16 Atlanta</b>			<b>10/30 at New Orleans</b>	
Russell Wilson to Jimmy Graham	25		Christine Michael	10
Russell Wilson to C.J. Spiller	24			
			<b>11/7 Buffalo</b>	
<b>10/23 at Arizona</b>			Tyler Lockett	13
Russell Wilson to Jermaine Kearse	31			
Russell Wilson to Doug Baldwin	27		<b>11/13 at New England</b>	
			C.J. Prosise	10
<b>10/30 at New Orleans</b>			<b>11/20 Philadelphia</b>	
Tanner McEvoy to C.J. Prosise	43		<b>C.J. Prosise</b>	<b>72t</b>
Russell Wilson to Doug Baldwin	27		Thomas Rawls	18
Russell Wilson to Paul Richardson	23			
Russell Wilson to Jermaine Kearse	23		<b>11/27 at Tampa Bay</b>	
			Russell Wilson	17
<b>11/7 Buffalo</b>			Russell Wilson	13
<b>Russell Wilson to Doug Baldwin</b>	<b>50</b>		Russell Wilson	13
Russell Wilson to Jermaine Kearse	20		Russell Wilson	11
<b>11/13 at New England</b>			<b>12/4 Carolina</b>	
Russell Wilson to Paul Richardson	39		<b>Tyler Lockett</b>	<b>75t</b>
Russell Wilson to C.J. Prosise	38		<b>Thomas Rawls</b>	<b>45t</b>
Russell Wilson to Tyler Lockett	36		Russell Wilson	18
Russell Wilson to Tyler Lockett	24		Troymaine Pope	18
Russell Wilson to Jermaine Kearse	20		Thomas Rawls	13
			Thomas Rawls	12
<b>11/20 Philadelphia</b>			Thomas Rawls	12
<b>Russell Wilson to Doug Baldwin</b>	<b>44</b>			
Russell Wilson to Jimmy Graham	35t			
Russell Wilson to Doug Baldwin	34			
Russell Wilson to Tyler Lockett	30			
Russell Wilson to Thomas Rawls	20			

**Passes 20+ continued...**

<b>11/27 at Tampa Bay</b>	
Russell Wilson to Jimmy Graham	21
<b>12/4 Carolina</b>	
Russell Wilson to Tyler Lockett	40
Trevone Boykin to Jermaine Kearse	31
Russell Wilson to Doug Baldwin	29
Russell Wilson to Nick Vannett	21
Russell Wilson to Doug Baldwin	20
<b>12/11 at Green Bay</b>	
Russell Wilson to Marcel Reece	31
Russell Wilson to Tanner McEvoy	21t
<b>12/15 Los Angeles</b>	
<b>Russell Wilson to Tyler Lockett</b>	<b>57t</b>
Russell Wilson to Jimmy Graham	31
Russell Wilson to Tyler Lockett	29
<b>12/24 Arizona</b>	
Russell Wilson to Doug Baldwin	42t
Russell Wilson to Jimmy Graham	37t
Russell Wilson to Doug Baldwin	31
Russell Wilson to Doug Baldwin	31
Russell Wilson to Tyler Lockett	28

**Runs 10+ continued...**

<b>12/11 at Green Bay</b>	
Thomas Rawls	15
Thomas Rawls	13
Tyler Lockett	13
Thomas Rawls	10
<b>12/15 Los Angeles</b>	
<b>Jon Ryan</b>	<b>26</b>
Thomas Rawls	12
<b>12/24 Arizona</b>	
Russell Wilson	15
Alex Collins	13





56

## CLIFF AVRIL

### DEFENSIVE END

Height 6-3  
 Weight 260  
 College Purdue  
 Seasons NFL 9th, Seahawks 4th  
 Born April 8, 1986  
 Hometown Green Cove Springs, Fla.

## AVRIL'S NFL RECORD

Club	G/S	Tackles			Sacks		Interceptions				FF	FR	Yds		
		Tkl	So	Ast	QB	Yds	No	Yds	Avg	LG				TD	PD
2008 Detroit	15/4	22	17	5	5.0	30.0	0	0	0.0	0	0	0	4	1	10
2009 Detroit	13/11	40	26	14	5.5	37.5	0	0	0.0	0	0	3	3	0	0
2010 Detroit	13/13	31	22	9	8.5	61.0	0	0	0.0	0	0	5	1	1	10
2011 Detroit	16/16	36	29	7	11.0	92.0	1	4	4.0	4t	1	4	6	3	24
2012 Detroit	16/16	34	27	7	9.5	67.0	0	0	0.0	0	0	1	2	0	0
2013 Seattle	15/2	20	14	6	8.0	43.5	0	0	0.0	0	0	4	5	1	0
2014 Seattle	16/16	23	16	7	5.0	28.5	0	0	0.0	0	0	1	1	1	0
2015 Seattle	16/16	47	31	16	9.0	64.0	0	0	0.0	0	0	7	2	0	0
2016 Seattle	15/15	39	20	19	11.5	83.5	0	0	0.0	0	0	3	5	0	0
<b>NFL TOTALS</b>	<b>135/109</b>	<b>292</b>	<b>202</b>	<b>90</b>	<b>73.0</b>	<b>510.0</b>	<b>1</b>	<b>4</b>	<b>4.0</b>	<b>4t</b>	<b>1</b>	<b>28</b>	<b>29</b>	<b>7</b>	<b>44</b>

### POSTSEASON

Club	G/S	Tackles			Sacks		Interceptions				FF	FR	Yds		
		Tkl	So	Ast	QB	Yds	No	Yds	Avg	LG				TD	PD
2011 Detroit	1/1	2	1	1	0.5	3.0	0	0	0.0	0	0	0	0	0	0
2013 Seattle	3/1	5	4	1	1.5	10.0	0	0	0.0	0	0	3	2	0	0
2014 Seattle	3/3	7	5	2	2.0	15.0	0	0	0.0	0	0	0	0	0	0
2015 Seattle	2/2	8	7	1	1.0	6.0	0	0	0.0	0	0	0	0	0	0
<b>NFL TOTALS</b>	<b>9/7</b>	<b>22</b>	<b>17</b>	<b>5</b>	<b>5.0</b>	<b>34.0</b>	<b>0</b>	<b>0</b>	<b>0.0</b>	<b>0</b>	<b>0</b>	<b>3</b>	<b>2</b>	<b>0</b>	<b>0</b>

### AVRIL'S SINGLE-GAME HIGHS

**Tackles:** 8, vs. Minnesota (12/12/11)      **FF:** 2, at Denver (10/30/11)  
**Sacks:** 3.0, vs. Chicago (12/5/10)      **FR:** 1, 7 Times, Last at Carolina (10/26/14)  
**INT:** 1, vs. San Diego (12/24/11)      **FR TD:** 1, at Denver (10/30/11)  
**INT TD:** 1, vs. San Diego (12/24/11)

### ADDITIONAL STATS

**Special Teams Tackles:** 2008 (1), 2009 (1), 2010 (1); **Career:** (3).

## AVRIL'S 2016 SEASON

Earned NFL Defensive Player of the Month for October. **at NYJ (10/2):** Registered a sack and FF late in the fourth quarter. Unfortunately, the fumble was recovered by the Jets and advanced 42 yards for a TD. **Atl (10/16):** Recorded 2.0 sacks, including a forced fumble at the Falcons' 9-yard line that led to a Seahawks TD on the very next play. Had two of the Seahawks 13 total QB hits. **at Ariz (10/23):** Posted 2.5 sacks, six QB hits (matching his season total) and two passes defended. **at NO (10/30):** Had a sack in fourth-straight game and forced a Mark Ingram fumble that Earl Thomas recovered and returned 34 yards for a TD. **Buf (11/7):** Had third multi-sack performance in last four games. **LA (12/15):** Set single-season career high with 11.5 sacks after totaling 1.5. His fourth multi-sack game of the season. Also had a forced fumble.

### AVRIL'S 2016 GAME-BY-GAME

Game	G/S	T	S	A	QB	Yds.	QH	Int.	Yds.	PD	FF	FR	Yds.
Miami (9/11)	1/1	2	2	0	1.0	8.0	2	0	0	0	0	0	0
at L.A. (9/18)	1/1	1	0	1	0.0	0.0	0	0	0	0	0	0	0
SF (9/25)	1/1	3	0	3	0.0	0.0	0	0	0	0	0	0	0
at NYJ (10/2)	1/1	4	2	2	1.0	0.0	2	0	0	0	1	0	0
Atl (10/16)	1/1	4	2	2	2.0	12.0	2	0	0	0	1	0	0
at Ariz (10/23)	1/1	4	3	1	2.5	20.5	6	0	0	2	0	0	0
at NO (10/30)	1/1	4	3	1	1.0	8.0	1	0	0	1	1	0	0
Buf (11/7)	1/1	3	1	2	1.5	10.5	3	0	0	0	0	0	0
at NE (11/13)	1/1	1	0	1	0.0	0.0	0	0	0	0	0	0	0
Phil (11/20)	1/1	2	2	0	1.0	14.0	4	0	0	0	1	0	0
at TB (11/27)	1/1	3	2	1	0.0	0.0	2	0	0	0	0	0	0
Car (12/4)	1/1	1	0	1	0.0	0.0	0	0	0	0	0	0	0
at GB (12/11)	1/1	2	1	1	0.0	0.0	2	0	0	0	0	0	0
L.A. (12/15)	1/1	4	2	2	1.5	10.5	1	0	0	0	1	0	0
Ariz (12/24)	1/1	1	0	1	0.0	0.0	0	0	0	0	0	0	0
<b>Totals</b>	<b>15/15</b>	<b>39</b>	<b>20</b>	<b>19</b>	<b>11.5</b>	<b>83.5</b>	<b>25</b>	<b>0</b>	<b>0</b>	<b>3</b>	<b>5</b>	<b>0</b>	<b>0</b>



89

## DOUG BALDWIN

### WIDE RECEIVER

Height 5-10  
Weight 192  
College Stanford  
Seasons NFL 6th, Seahawks 6th  
Born September 21, 1988  
Hometown Gulf Breeze, Fla.

### BALDWIN'S NFL RECORD

	Club	G/S	Receiving				Rushing					
			No	Yds	Avg	LG	TD	Att	Yds	Avg	LG	TD
2011	Seattle	16/1	51	788	15.5	55t	4	1	-2	-2.0	-2	0
2012	Seattle	14/4	29	366	12.6	50	3	0	0	0.0	0	0
2013	Seattle	16/9	50	778	15.6	52	5	2	6	3.0	0	0
2014	Seattle	16/16	66	825	12.5	49	3	1	8	8.0	8	0
2015	Seattle	16/16	78	1,069	13.7	80t	14	0	0	0.0	0	0
2016	Seattle	15/14	92	1,084	11.6	59	7	3	2	0.7	4	0
<b>NFL TOTALS</b>		<b>93/60</b>	<b>366</b>	<b>4,910</b>	<b>13.4</b>	<b>80t</b>	<b>36</b>	<b>7</b>	<b>14</b>	<b>2.0</b>	<b>8</b>	<b>0</b>

POSTSEASON												
	Club	G/S	Receiving				Rushing					
			No	Yds	Avg	LG	TD	Att	Yds	Avg	LG	TD
2012	Seattle	2/0	3	45	15.0	33	0	0	0	0.0	0	0
2013	Seattle	3/2	13	202	15.5	51	1	0	0	0.0	0	0
2014	Seattle	3/3	10	147	14.7	35	2	1	0	0.0	0	0
2015	Seattle	2/2	13	124	9.5	22	1	0	0	0.0	0	0
<b>NFL TOTALS</b>		<b>10/7</b>	<b>39</b>	<b>518</b>	<b>13.3</b>	<b>51</b>	<b>4</b>	<b>0</b>	<b>0</b>	<b>0.0</b>	<b>0</b>	<b>0</b>

### BALDWIN'S SINGLE-GAME HIGHS

**Most Receptions:** 13, vs. Arizona (12/24/16)      **Most Receiving Yards:** 171, vs. Arizona (12/24/16)  
**Longest Reception:** 80t, vs. Pittsburgh (11/29/15)      **Most TDs:** 3, 3Times, Last at New England (11/13/16)

### ADDITIONAL STATS

**Passing:** 2016 (1-1, 15 yard TD).

**Special Teams:** **2011:** Blocked punt (1 vs. St. Louis 12/12/11); Kickoff returns (1 for 37 yards vs. St. Louis 12/12/11). **2012:** Tackles 1. Kickoff returns (1 for 3 yards at Carolina 10/7/12). **2013:** Kickoff returns (2 for 57 yards - long 37 - vs. Arizona 12/22/13). **2014:** Kickoff returns (5 for 81 yards - 16.2 avg. - 24 long); Punt returns (6 for 42 yards - 7.0 avg. - 38 long); Blocked punt (1 vs. Dallas 10/12/14).

**Postseason Special Teams:** **2014:** Tackles 1. Kickoff returns (3 for 58 yards - 19.3 avg. - 28 long).

### BALDWIN'S 2016 SEASON

**Mia (9/11):** Led Seattle with 92 yards on a career-best nine receptions, including the go-ahead TD with :31 remaining. TD was a 2-yard pass from Russell Wilson. **SF (9/25):** Led team with a career-high 164 receiving yards and also led team with eight receptions. Had a 16-yard TD reception from Trevone Boykin. **at Ariz (10/23):** Led team with six receptions and 69 yards, including two for 33 yards in overtime. **at NE (11/13):** Totaled three TD receptions for the third time of career hauling in six receptions for 59 yards. **Phi (11/20):** Totaled 104 receiving yards and also completed first-career pass attempt for a 15-yard TD to Russell Wilson on an end-around pass. **LA (12/15):** Set a single-season career high with 79 receptions after totaling five versus the Rams. **Ariz (12/24):** Set career highs with 13 receptions and 171 yards and moved into fourth place on Seattle's all-time receiving TD list. Reception total was most since Bobby Engram (14) in 2007 (11/4 at Cleveland).

2016	Opponent	No	Yds	Avg	LG	TD
9/11	Miami	9	92	10.2	22	1
9/18	at L.A. Rams	3	20	6.7	8	0
9/25	San Francisco	8	164	20.5	59	1
10/2	at N.Y. Jets	4	54	13.5	38	0
10/16	Atlanta	4	31	7.8	11	0
10/23	at Arizona	6	69	11.5	27	0
10/30	at New Orleans	4	51	12.8	27	0
11/7	Buffalo	6	89	14.8	50	0
11/13	at New England	6	59	9.8	18t	3
11/20	Philadelphia	4	104	26.0	44	0
11/27	at Tampa Bay	7	34	4.9	12	0
12/4	Carolina	7	65	9.3	29	0
12/11	at Green Bay	6	46	7.7	10	0
12/15	L.A. Rams	5	35	7.0	17	1
12/24	Arizona	13	171	13.2	42t	1
<b>TOTALS (15/14)</b>		<b>92</b>	<b>1,084</b>	<b>11.8</b>	<b>59</b>	<b>7</b>

## BALDWIN'S GAME-BY-GAME RECEIVING

2011	Opponent	No	Yds	Avg	LG	TD	2012	Opponent	No	Yds	Avg	LG	TD
9/11	at San Francisco	4	83	20.8	55t	1	9/9	at Arizona	2	5	2.5	4	0
9/18	at Pittsburgh	1	4	4.0	4	0	9/16	Dallas	1	8	8.0	8	0
9/25	Arizona	2	23	11.5	20	0	9/24	GB	Inactive (shoulder)				
10/2	Atlanta	5	84	16.8	30	0	9/30	at St. Louis	1	10	10.0	10	0
10/9	at NY Giants	8	136	17.0	27t	1	10/7	at Carolina	3	37	12.3	19	0
10/23	at Cleveland	0	0	0.0	0	0	10/14	New England	2	74	37.0	50	1
10/20	Cincinnati	5	73	14.6	31	0	10/18	at San Francisco	2	15	7.5	8	0
11/6	at Dallas	3	31	10.3	25	0	10/28	at Detroit	Inactive (ankle)				
11/13	Baltimore	1	50	50.0	50	0	11/4	Minnesota	1	6	6.0	6	0
11/20	at St. Louis	3	60	20.0	35	0	11/11	N.Y. Jets	3	42	14.0	18	0
11/27	Washington	5	60	12.0	24	0	11/25	at Miami	1	14	14.0	14	0
12/1	Philadelphia	1	21	21.0	21	0	12/2	at Chicago	4	46	11.5	20	0
12/12	St. Louis	7	93	13.3	29t	1	12/9	Arizona	2	29	14.5	27	0
12/18	at Chicago	1	13	13.0	13	0	12/16	at Buffalo	1	8	8.0	8	0
12/24	San Francisco	2	17	8.5	13t	1	12/23	San Francisco	4	53	13.3	43	2
1/1/12	at Arizona	3	40	13.3	21	0	12/30	St. Louis	2	19	9.5	12	0
<b>TOTALS (16/1)</b>		<b>51</b>	<b>788</b>	<b>15.5</b>	<b>55t</b>	<b>4</b>	<b>TOTALS (14/4)</b>		<b>29</b>	<b>366</b>	<b>12.6</b>	<b>50</b>	<b>3</b>
							1/6	at Washington	2	39	19.5	33	0
							1/13	at Atlanta	1	6	6.0	6	0
							<b>PLAYOFF TOTALS (2/0)</b>	<b>3</b>	<b>45</b>	<b>15.0</b>	<b>33</b>	<b>0</b>	

2013	Opponent	No	Yds	Avg	LG	TD	2014	Opponent	No	Yds	Avg	LG	TD
9/8	at Carolina	7	91	13.0	25	0	9/4	Green Bay	3	14	4.7	6	0
9/15	San Francisco	1	51	51.0	51	0	9/14	at San Diego	3	35	11.7	16	0
9/22	Jacksonville	1	35	35.0	35t	1	9/21	Denver	4	56	14.0	16	0
9/29	at Houston	3	39	13.0	24	0	10/6	at Washington	4	50	12.5	20	0
10/6	at Indianapolis	5	80	16.0	27	0	10/12	Dallas	2	32	16.0	20	0
10/13	Tennessee	4	48	12.0	28	0	10/19	at St. Louis	7	123	17.6	49	1
10/17	at Arizona	1	16	16.0	16	0	10/26	at Carolina	6	61	10.2	18	0
10/28	at St. Louis	1	12	12.0	12	0	11/2	Oakland	5	38	7.6	20	0
11/3	Tampa Bay	6	75	12.5	28	1	11/9	N.Y. Giants	4	31	7.8	14	0
11/10	at Atlanta	5	76	15.2	30	0	11/16	at Kansas City	6	45	7.5	23	1
11/17	Minnesota	2	63	31.5	44	1	11/23	Arizona	2	6	3.0	3	0
12/2	New Orleans	4	77	19.3	52	1	11/27	at San Francisco	2	28	14.0	24	0
12/8	at San Francisco	3	36	12.0	14	0	12/7	at Philadelphia	5	97	19.4	25	1
12/15	at N.Y. Giants	6	71	11.8	25	1	12/14	San Francisco	3	53	17.7	35	0
12/22	Arizona	1	8	8.0	8	0	12/21	at Arizona	7	113	16.1	49	0
12/29	St. Louis	0	0	0.0	0	0	12/28	St. Louis	3	43	14.3	38	0
<b>TOTALS (16/9)</b>		<b>50</b>	<b>778</b>	<b>15.6</b>	<b>52</b>	<b>5</b>	<b>TOTALS (16/16)</b>		<b>66</b>	<b>825</b>	<b>12.5</b>	<b>49</b>	<b>3</b>
1/11	New Orleans	2	30	15.0	24	0	1/10	Carolina	3	38	12.7	16t	1
1/19	San Francisco	6	106	17.7	51	0	1/18	Green Bay	6	106	17.7	35	0
2/2	Denver	5	66	13.2	37	1	2/1	New England	1	3	3.0	3t	1
<b>PLAYOFF TOTALS (3/2)</b>		<b>13</b>	<b>202</b>	<b>15.5</b>	<b>51</b>	<b>1</b>	<b>PLAYOFF TOTALS (3/3)</b>	<b>10</b>	<b>147</b>	<b>14.7</b>	<b>35</b>	<b>2</b>	

2015	Opponent	No	Yds	Avg	LG	TD
9/13	at St. Louis	7	35	5.0	8	0
9/20	at Green Bay	7	92	13.1	32	1
9/27	Chicago	3	35	11.7	22	0
10/5	Detroit	3	36	12.0	24t	1
10/11	at Cincinnati	3	70	23.3	46	0
10/18	Carolina	3	23	7.7	14	0
10/22	at San Francisco	2	19	9.5	15	0
11/1	at Dallas	3	35	11.7	15	0
11/15	Arizona	7	134	19.1	33	1
11/22	San Francisco	6	60	10.0	21	0
11/29	Pittsburgh	6	145	24.2	80t	3
12/6	at Minnesota	5	94	18.8	53t	2
12/13	at Baltimore	6	82	13.7	22t	3
12/20	Cleveland	4	45	11.3	27	2
12/27	St. Louis	8	118	14.8	28	1
1/3	at Arizona	5	46	9.2	15	0
<b>TOTALS (16/16)</b>		<b>78</b>	<b>1,069</b>	<b>13.7</b>	<b>80t</b>	<b>14</b>
1/10	at Minnesota	5	42	8.4	22	1
1/17	at Carolina	8	82	10.3	20	0
<b>PLAYOFF TOTALS (2/2)</b>		<b>13</b>	<b>124</b>	<b>9.5</b>	<b>22</b>	<b>1</b>



72

## MICHAEL BENNETT

### DEFENSIVE END

Height 6-4  
Weight 274  
College Texas A&M  
Seasons NFL 8th, Seahawks 4th  
Born November 13, 1985  
Hometown Alief, Texas

## BENNETT'S NFL RECORD

Club	G/S	Tackles			Sacks		Interceptions									
		Tkl	So	Ast	QB	Yds	No	Yds	Avg	LG	TD	PD	FF	FR	Yds	
2009 Tampa Bay	7/0	5	4	1	1.0	5.0	0	0	0.0	0	0	0	0	0	0	0
2010 Tampa Bay	13/2	21	14	7	1.0	2.0	0	0	0.0	0	0	0	0	0	0	0
2011 Tampa Bay	14/10	47	32	15	4.0	25.0	0	0	0.0	0	0	0	1	2	0	0
2012 Tampa Bay	16/16	41	34	7	9.0	57.0	0	0	0.0	0	0	2	3	0	0	0
2013 Seattle	16/3	31	17	14	8.5	59.5	0	0	0.0	0	0	0	1	1	22	0
2014 Seattle	16/16	39	27	12	7.0	38.0	0	0	0.0	0	0	0	1	0	0	0
2015 Seattle	16/16	52	33	19	10.0	61.0	0	0	0.0	0	0	0	2	0	0	0
2016 Seattle	10/10	32	21	11	3.5	26.0	0	0	0.0	0	0	0	0	0	0	0
<b>NFL TOTALS</b>	<b>108/73</b>	<b>268</b>	<b>182</b>	<b>86</b>	<b>44.0</b>	<b>273.5</b>	<b>0</b>	<b>0</b>	<b>0.0</b>	<b>0</b>	<b>0</b>	<b>2</b>	<b>8</b>	<b>3</b>	<b>22</b>	<b>0</b>

### POSTSEASON

Club	G/S	Tackles			Sacks		Interceptions									
		Tkl	So	Ast	QB	Yds	No	Yds	Avg	LG	TD	PD	FF	FR	Yds	
2013 Seattle	3/1	11	6	5	1.5	4.0	0	0	0.0	0	0	0	2	2	17	0
2014 Seattle	3/3	9	5	4	0.0	0.0	0	0	0.0	0	0	0	0	0	0	0
2015 Seattle	2/2	10	7	3	0.0	0.0	0	0	0.0	0	0	2	1	0	0	0
<b>NFL TOTALS</b>	<b>8/7</b>	<b>30</b>	<b>18</b>	<b>12</b>	<b>1.5</b>	<b>4.0</b>	<b>0</b>	<b>0</b>	<b>0.0</b>	<b>0</b>	<b>0</b>	<b>2</b>	<b>3</b>	<b>2</b>	<b>17</b>	<b>0</b>

### BENNETT'S SINGLE-GAME HIGHS

**Tackles:** 6, 2 Times, Last vs. Miami (9/11/16)      **FF:** 1, 8 Times, Last vs. Cleveland (12/20/15)  
**Sacks:** 3.5, at San Francisco (10/22/15)      **FR:** 1, 3 Times, Last vs. New Orleans (12/2/13)  
**TDs:** 1, 22 yd FR vs. New Orleans (12/2/13)

## BENNETT'S 2016 SEASON

**Mia (9/11):** Tied a career high with six tackles, including a sack. **at LA (9/18):** Had four tackles, including a sack in consecutive games. **Atl (10/16):** Posted five tackles (3 solo) and led team with 5 QB hits before leaving in the third quarter with an injured knee. **at NO (10/30):** Inactive (knee). **Buf (11/7):** Inactive (knee). **at NE (11/13):** Inactive (knee). **Phi (11/20):** Inactive (knee). **at TB (11/27):** Inactive (knee). **Car (12/4):** Returned to action for first time following knee surgery and assisted on one tackle.

### BENNETT'S 2016 GAME-BY-GAME

Game	G/S	T	S	A	QB	Yds.	QH	Int.	Yds.	PD	FF	FR	Yds.
Miami (9/11)	1/1	6	2	4	1.0	9.0	3	0	0	0	0	0	0
at L.A. (9/18)	1/1	4	4	0	1.0	9.0	2	0	0	0	0	0	0
SF (9/25)	1/1	3	2	1	0.0	0.0	1	0	0	0	0	0	0
at NYJ (10/2)	1/1	3	3	0	1.0	4.0	2	0	0	0	0	0	0
Atl (10/16)	1/1	5	3	2	0.0	0.0	5	0	0	0	0	0	0
at Ariz (10/23)	1/1	3	2	1	0.0	0.0	0	0	0	0	0	0	0
at NO (10/30)													
Buf (11/7)													
at NE (11/13)													
Phi (11/20)													
at TB (11/27)													
Car (12/4)	1/1	1	0	1	0.0	0.0	0	0	0	0	0	0	0
at GB (12/11)	1/1	3	2	1	0.0	0.0	0	0	0	0	0	0	0
L.A. (12/15)	1/1	1	1	0	0.0	0.0	1	0	0	0	0	0	0
Ariz (12/24)	1/1	3	2	1	0.5	4.0	4	0	0	0	0	0	0
<b>Totals</b>	<b>10/10</b>	<b>32</b>	<b>21</b>	<b>11</b>	<b>3.5</b>	<b>26.0</b>	<b>18</b>	<b>0</b>	<b>0</b>	<b>0</b>	<b>0</b>	<b>0</b>	<b>0</b>



2

## TREVONE BOYKIN

### QUARTERBACK

Height	6-0
Weight	213
College	TCU
Seasons	Rookie
Born	August 22, 1993
Hometown	Dallas, Texas

## BOYKIN'S 2016 SEASON


**Mia (9/11):** Active, but did not play. **at LA (9/18):** Active, but did not play. **SF (9/25):** Saw first-career action after Russell Wilson injured his knee mid-third quarter. Also passed first-career TD to Doug Baldwin. **at Ariz (10/23):** Did not play. **at NYJ (10/2):** Did not play. **Atl (10/16):** Did not play. **at NO (10/30):** Did not play. **Buf (11/7):** Did not play. **at NE (11/13):** Did not play. **Phi (11/20):** Saw action at RB for two plays. **at TB (11/27):** Did not play. **Car (12/4):** Saw action in the fourth quarter and completed 2-of-3 passes for 38 yards. **at GB (12/11):** Saw limited action at the end of the game. **LA (12/15):** Did not play. **Ariz (12/24):** Did not play.

## BOYKIN'S GAME-BY-GAME

2016		PASSING									
Date	Opponent	P/S	Att	Com	Yds	Pct	TD	Int	LG	Sacked	W/L Rating
Games 1-2											
Did Not Play											
09/25	San Francisco	1/0	9	7	65	77.8	1	1	23	0/0	94.2
Games 4-9											
Did Not Play											
11/20	Philadelphia	1/0	0	0	0	0.0	0	0	0	0/0	
Did Not Play											
11/27	at Tampa Bay										
12/4	Carolina	1/0	3	2	38	66.7	0	0	31	0/0	109.7
12/11	at Green Bay	1/0	0	0	0	0.0	0	0	0	0/0	0.0
Did Not Play											
12/15	Los Angeles										
Did Not Play											
12/24	Arizona										
Did Not Play											
<b>TOTALS</b>		<b>(4/0)</b>	<b>12</b>	<b>9</b>	<b>65</b>	<b>75.0</b>	<b>1</b>	<b>1</b>	<b>31</b>	<b>0/0</b>	<b>93.4</b>

*W/L record reflects games started only*

2016		RUSHING					
Date	Opponent	P/S	Att	Yds	Avg	LG	TD
Games 1-2							
Did Not Play							
09/25	San Francisco	1/0	2	-2	-1.0	0	0
Games 4-9							
Did Not Play							
11/20	Philadelphia	1/0	1	-5	-5.0	-5	0
Did Not Play							
11/27	at Tampa Bay						
12/4	Carolina	1/0	1	1	1.0	1	0
12/11	at Green Bay	1/0	0	0	0.0	0	0
Did Not Play							
12/15	Los Angeles						
Did Not Play							
12/24	Arizona						
Did Not Play							
<b>TOTALS</b>		<b>(4/0)</b>	<b>4</b>	<b>-6</b>	<b>-1.5</b>	<b>1</b>	<b>0</b>



68

## JUSTIN BRITT

### CENTER


Height	6-6
Weight	315
College	Missouri
Seasons	NFL 3rd, Seahawks 3rd
Born	May 29, 1991
Hometown	Lebanon, Missouri

## BRITT'S 2016 SEASON

**Mia (9/11):** Made first-career start at center. **at NO (10/30):** Missed two plays on the game's final drive after suffering a shoulder injury, but returned. **Buf (11/7):** Started at center. **at NE (11/13):** Started at center. **Phi (11/20):** Started at center. **at TB (11/27):** Active, but did not play for first time of career due to an injured ankle. **Car (12/4):** Returned to start and helped lead team to season highs with 534 total yards, including a season-best 240 rushing yards. **at GB (12/11):** Started at center. **LA (12/15):** Started at center. **Ariz (12/24):** Started at center.

## BRITT'S NFL RECORD

Year	Team	GP/GS	Postseason
2014	Seattle	16/16	2/2
2015	Seattle	16/16	2/2
2016	Seattle	14/14	
<b>NFL TOTALS</b>		<b>46/46</b>	<b>4/4</b>



31

## KAM CHANCELLOR

### SAFETY

Height 6-3  
Weight 225  
College Virginia Tech  
Seasons NFL 7th, Seahawks 7th  
Born April 3, 1988  
Hometown Norfolk, Virginia

## CHANCELLOR'S NFL RECORD

Club	G/S	Tackles			Sacks		Interceptions								
		Tkl	So	Ast	QB	Yds	No	Yds	Avg	LG	TD	PD	FF	FR	Yds
2010 Seattle	16/0	12	10	2	1.0	3.0	0	0	0.0	0	0	1	0	0	0
2011 Seattle	15/15	94	73	21	1.0	10.0	4	27	6.7	9	0	13	1	1	0
2012 Seattle	16/16	94	71	23	0.0	0.0	0	0	0.0	0	0	5	1	1	0
2013 Seattle	16/16	93	61	32	0.0	0.0	3	78	26.0	32	0	6	1	0	0
2014 Seattle	14/14	76	58	18	0.0	0.0	1	52	52.0	52	0	6	1	0	0
2015 Seattle	11/11	74	44	30	0.0	0.0	2	6	3.0	6	0	4	1	0	0
2016 Seattle	11/11	73	40	33	0.0	0.0	2	5	2.5	5	0	8	1	0	0
<b>NFL TOTALS</b>	<b>99/83</b>	<b>516</b>	<b>360</b>	<b>156</b>	<b>2.0</b>	<b>13.0</b>	<b>12</b>	<b>168</b>	<b>14.0</b>	<b>52</b>	<b>0</b>	<b>43</b>	<b>6</b>	<b>2</b>	<b>0</b>

### POSTSEASON

Club	G/S	Tackles			Sacks		Interceptions								
		Tkl	So	Ast	QB	Yds	No	Yds	Avg	LG	TD	PD	FF	FR	Yds
2010 Seattle	2/0	0	0	0	0.0	0.0	0	0	0.0	0	0	0	0	0	0
2012 Seattle	2/2	9	4	5	0.0	0.0	0	0	0.0	0	0	0	0	0	0
2013 Seattle	3/3	34	14	20	0.0	0.0	2	2	1.0	2	0	6	0	0	0
2014 Seattle	3/3	25	19	6	0.0	0.0	1	90	90.0	90t	1	1	0	0	0
2015 Seattle	2/1	8	4	4	0.0	0.0	0	0	0.0	0	0	1	1	0	0
<b>NFL TOTALS</b>	<b>12/9</b>	<b>76</b>	<b>41</b>	<b>35</b>	<b>0.0</b>	<b>0.0</b>	<b>3</b>	<b>92</b>	<b>30.7</b>	<b>90t</b>	<b>1</b>	<b>8</b>	<b>1</b>	<b>0</b>	<b>0</b>

## CHANCELLOR'S SINGLE-GAME HIGHS

**Tackles:** 19\* vs. Arizona (11/15/15)      **FF:** 1, 6 Times, Last at New England (11/13/16)  
**Sacks:** 1, 2 Times, Last at Cleveland (10/23/11)      **FR:** 1, 2 Times, Last vs. San Francisco (12/23/12)  
**Interceptions:** 1, 12 Times, Last at Tampa Bay (11/27/16)

## ADDITIONAL STATS

**Special Teams Tackles:** 2010 (11, FF), 2011 (3, FF), 2012 (6, FR) 2013 (6), 2014 (2), 2015 (2), 2016 (5);  
**Career: 35, 2 FF, 1 FR.**

**Postseason:** 2010 (1), 2012 (1), 2014 (1), 2015 (1); **Career:** (4).

\* Club Record

## CHANCELLOR'S 2016 SEASON

**Mia (9/11):** Had a key fourth-down tackle when the Dolphins decided to go for it instead of taking a field goal attempt. **SF (9/25):** Led team with eight tackles (5 solo). **Atl (10/16):** Inactive (groin) after suffering injury during the practice week. **at Ariz (10/23):** Inactive (groin). **at NO (10/30):** Inactive (groin). **Buf (11/7):** Inactive (groin). **at NE (11/13):** Returned from groin injury and started. Totaled eight tackles, a pass defended and a forced a fumble that was recovered by Sherman that led to a Seahawks TD in the fourth quarter. **Phi (11/20):** Posted first interception of the season. **at TB (11/27):** Registered eight tackles and second interception in as many games when he picked off a Jameis Winston pass in the end zone late in the fourth quarter.

## CHANCELLOR'S 2016 GAME-BY-GAME

Game	G/S	T	S	A	QB	Yds.	QH	Int.	Yds.	PD	FF	FR	Yds.
Miami (9/11)	1/1	7	3	4	0.0	0.0	0	0	0	0	0	0	0
at L.A. (9/18)	1/1	5	4	1	0.0	0.0	0	0	0	0	0	0	0
SF (9/25)	1/1	8	5	3	0.0	0.0	0	0	0	1	0	0	0
at NYJ (10/2)	1/1	5	2	3	0.0	0.0	0	0	0	1	0	0	0
Atl (10/16)													
at Ariz (10/23)													
at NO (10/30)													
Buf (11/7)													
at NE (11/13)	1/1	8	4	4	0.0	0.0	0	0	0	1	1	0	0
Phi (11/20)	1/1	8	1	7	0.0	0.0	0	1	5	2	0	0	0
at TB (11/27)	1/1	8	7	1	0.0	0.0	0	1	0	1	0	0	0
Car (12/4)	1/1	7	6	1	0.0	0.0	0	0	0	1	0	0	0
at GB (12/11)	1/1	5	3	2	0.0	0.0	0	0	0	0	0	0	0
L.A. (12/15)	1/1	5	1	4	0.0	0.0	0	0	0	0	0	0	0
Ariz (12/24)	1/1	7	4	3	0.0	0.0	0	0	0	1	0	0	0
<b>Totals</b>	<b>11/11</b>	<b>73</b>	<b>40</b>	<b>33</b>	<b>0.0</b>	<b>0.0</b>	<b>0</b>	<b>2</b>	<b>5</b>	<b>8</b>	<b>1</b>	<b>0</b>	<b>0</b>





55

## FRANK CLARK

### DEFENSIVE END

Height 6-3  
 Weight 260  
 College Michigan  
 Seasons NFL 2nd, Seahawks 2nd  
 Born June 14, 1993  
 Hometown Cleveland, Ohio

## CLARK'S NFL RECORD

Club	G/S	Tackles			Sacks		Interceptions					FF	FR	Yds	
		Tkl	So	Ast	QB	Yds	No	Yds	Avg	LG	TD				PD
2015 Seattle	15/0	16	15	1	3.0	16.0	0	0	0.0	0	0	2	1	0	0
2016 Seattle	14/5	43	21	22	9.0	61.5	0	0	0.0	0	0	1	1	0	0
<b>NFL TOTALS</b>	<b>29/5</b>	<b>59</b>	<b>36</b>	<b>23</b>	<b>12.0</b>	<b>77.5</b>	<b>0</b>	<b>0</b>	<b>0.0</b>	<b>0</b>	<b>0</b>	<b>3</b>	<b>2</b>	<b>0</b>	<b>0</b>

POSTSEASON															
Club	G/S	Tackles			Sacks		Interceptions					FF	FR	Yds	
		Tkl	So	Ast	QB	Yds	No	Yds	Avg	LG	TD				PD
2015 Seattle	2/0	3	2	1	1.0	10.0	0	0	0.0	0	0	1	0	0	0
<b>NFL TOTALS</b>	<b>2/0</b>	<b>3</b>	<b>2</b>	<b>1</b>	<b>1.0</b>	<b>10.0</b>	<b>0</b>	<b>0</b>	<b>0.0</b>	<b>0</b>	<b>0</b>	<b>1</b>	<b>0</b>	<b>0</b>	<b>0</b>

### CLARK'S SINGLE-GAME HIGHS

**Tackles:** 6, at New Orleans (10/30/16)      **FF:** 1, 2 Times, at Arizona (10/23/16)  
**Sacks:** 2, 2 Times, Last at L.A. (9/18/16)      **FR:** None  
**Interceptions:** None

## CLARK'S 2016 SEASON

**Mia (9/11):** Set a career high with three tackles, including a sack. **at LA (9/18):** Tied a career high with 2.0 sacks. **Atl (10/16):** Inactive (hamstring) after suffering injury during the practice week. **at Ariz (10/23):** Set career high with five tackles (4 solo) and totaled 1.5 sacks and FF. **at NO (10/30):** Made first-career start at DE in place of Michael Bennett (knee) and set career high for tackles a second consecutive week with six. Also tacked on a sack. **at NE (11/13):** Had five tackles (2 solo), including a third-down sack inside the Seahawks 10-yard line that forced the Patriots to settle for a field goal. **LA (12/15):** Had 1.5 sacks bringing total vs. L.A. in two games to 3.5.

### CLARK'S 2016 GAME-BY-GAME

Game	G/S	T	S	A	QB	Yds.	QH	Int.	Yds.	PD	FF	FR	Yds.
Miami (9/11)	1/0	3	1	2	1.0	8.0	1	0	0	0	0	0	0
at L.A. (9/18)	1/0	4	3	1	2.0	11.0	2	0	0	0	0	0	0
SF (9/25)	1/0	2	0	2	0.0	0.0	1	0	0	0	0	0	0
at NYJ (10/2)	1/0	1	1	0	0.0	0.0	2	0	0	1	0	0	0
Atl (10/16)		Inactive (hamstring)											
at Ariz (10/23)	1/0	5	4	1	1.5	10.5	3	0	0	0	1	0	0
at NO (10/30)	1/1	6	3	3	1.0	5.0	1	0	0	0	0	0	0
Buf (11/7)	1/1	3	0	3	1.0	8.5	3	0	0	0	0	0	0
at NE (11/13)	1/1	5	3	2	1.0	5.0	1	0	0	0	0	0	0
Phi (11/20)	1/1	3	1	2	0.0	0.0	0	0	0	0	0	0	0
at TB (11/27)	1/1	3	2	1	0.0	0.0	1	0	0	0	0	0	0
Car (12/4)	1/0	1	0	1	0.0	0.0	1	0	0	0	0	0	0
at GB (12/11)	1/0	0	0	0	0.0	0.0	0	0	0	0	0	0	0
L.A. (12/15)	1/0	2	1	1	1.5	13.5	2	0	0	0	0	0	0
Ariz (12/24)	1/0	5	2	3	0.0	0.0	0	0	0	0	0	0	0
<b>Totals</b>	<b>14/5</b>	<b>43</b>	<b>21</b>	<b>22</b>	<b>9.0</b>	<b>61.5</b>	<b>18</b>	<b>0</b>	<b>0</b>	<b>1</b>	<b>1</b>	<b>0</b>	<b>0</b>



36

## ALEX COLLINS

### RUNNING BACK

Height	5-10
Weight	217
College	Arkansas
NFL Seasons	Rookie
Born	August 26, 1994
Hometown	Ft. Lauderdale, Fla.

## COLLINS' 2016 SEASON

**Mia (9/11):** Inactive. **at LA (9/18):** Saw first action of career. **Atl (10/16):** Recorded first TD of career on a 2-yard side-step and plunge. Also had a key fourth-quarter, third-down reception that led to the Seahawks go-ahead field goal. **at NO (10/30):** Active, but did not play. **Buf (11/7):** Active but did not play. **Phi (11/20):** Inactive. **Car (12/4):** Inactive. **at GB (12/11):** Saw most action of the season and had season highs in rushes (7), rushing yards (23), receptions (3) and receiving yards (33). **LA (12/15):** Active, but did not play. **Ariz (12/24):** Rushed seven times for 28 yards and had four receptions for 19 yards.

2016	Opponent	-----Rushing-----					-----Receiving-----					Total
		Att	Yds	Avg	LG	TD	Rec	Yds	Avg	LG	TD	
09/11	Miami	Inactive										
09/18	at L.A. Rams	2	0	0.0	0	0	0	0	0.0	0	0	0
09/25	San Francisco	4	12	3.0	4	0	2	19	9.5	10	0	31
10/02	at N.Y. Jets	1	1	1.0	1	0	0	0	0.0	0	0	1
10/16	Atlanta	1	2	2.0	2t	1	1	9	9.0	9	0	11
10/23	at Arizona	1	2	2.0	2	0	0	0	0.0	0	0	2
10/30	at New Orleans	Did Not Play										
11/7	Buffalo	Did Not Play										
11/13	at New England	1	2	2.0	2	0	0	0	0.0	0	0	2
11/20	Philadelphia	Inactive										
11/27	at Tampa Bay	0	0	0.0	0	0	0	0	0.0	0	0	0
12/4	Carolina	Inactive										
12/11	at Green Bay	7	23	3.3	8	0	3	33	11.0	14	0	56
12/15	L.A. Rams	Did Not Play										
12/24	Arizona	7	28	4.0	13	0	4	19	4.8	9	0	47
<b>TOTALS (9/0)</b>		<b>24</b>	<b>70</b>	<b>2.9</b>	<b>13</b>	<b>1</b>	<b>10</b>	<b>80</b>	<b>8.0</b>	<b>14</b>	<b>0</b>	<b>150</b>



52

## BROCK COYLE

### LINEBACKER

Height	6-1
Weight	245
College	Montana
Seasons	NFL 3rd, Seahawks 3rd
Born	October 12, 1990
Hometown	Bozeman, Montana



21

## DeANDRE ELLIOTT

### CORNERBACK

Height	6-1
Weight	189
College	Colorado State
Seasons	Rookie
Born	November 21, 1992
Hometown	Dallas, Texas

## COYLE'S NFL RECORD

Club	G/S	Tackles			Sacks		Interceptions									
		Tkl	So	Ast	QB	Yds	No	Yds	Avg	LG	TD	PD	FF	FR	Yds	
2014 Seattle	15/2	6	4	2	0.0	0.0	0	0	0.0	0	0	0	0	0	0	0
2015 Seattle	8/0	3	2	1	0.0	0.0	0	0	0.0	0	0	0	0	0	0	0
2016 Seattle	11/3	15	7	8	1.0	1.0	0	0	0.0	0	0	0	0	0	0	0
<b>NFL TOTALS</b>	<b>34/5</b>	<b>24</b>	<b>13</b>	<b>11</b>	<b>1.0</b>	<b>1.0</b>	<b>0</b>	<b>0</b>	<b>0.0</b>	<b>0</b>	<b>0</b>	<b>0</b>	<b>0</b>	<b>0</b>	<b>0</b>	<b>0</b>

### POSTSEASON

Club	G/S	Tackles			Sacks		Interceptions									
		Tkl	So	Ast	QB	Yds	No	Yds	Avg	LG	TD	PD	FF	FR	Yds	
2014 Seattle	3/0	0	0	0	0.0	0.0	0	0	0.0	0	0	0	0	0	0	0
2015 Seattle	2/0	0	0	0	0.0	0.0	0	0	0.0	0	0	0	0	0	0	0
<b>NFL TOTALS</b>	<b>5/0</b>	<b>0</b>	<b>0</b>	<b>0</b>	<b>0.0</b>	<b>0.0</b>	<b>0</b>	<b>0</b>	<b>0.0</b>	<b>0</b>	<b>0</b>	<b>0</b>	<b>0</b>	<b>0</b>	<b>0</b>	<b>0</b>

### COYLE'S SINGLE-GAME HIGHS

**Tackles:** 8 vs. Buffalo (11/7/16)      **FF:** None  
**Sacks:** 1.0 vs. Buffalo (11/7/16)      **Interceptions:** None  
**FR:** None

### ADDITIONAL STATS

**Special Teams Tackles:** 2014 (5), 2015 (3), 2016 (1); **Career:** 9.  
**Postseason Special Teams Tackles:** 2014 (2), 2015 (1); **Career:** (3).

## COYLE'S 2016 SEASON

**at Ariz (10/23):** Saw first action at LB in goal line package and had one tackle. **at NO (10/30):** Started at OLB and had one solo stop. **Buf (11/7):** Recorded a career-best eight tackles (4 solo) in second-straight start at OLB and also notched first-career sack. **at TB (11/27):** Inactive (foot). **Car (12/4):** Inactive (foot). **Ariz (12/24):** Returned to action.

### COYLE'S 2016 GAME-BY-GAME

Game	G/S	T	S	A	QB	Yds.	QH	Int.	Yds.	PD	FF	FR	Yds.
Games 1-5	5/0												
Special Teams Only													
at Ariz (10/23)	1/0	1	1	0	0.0	0.0	0	0	0	0	0	0	0
at NO (10/30)	1/1	1	1	0	0.0	0.0	0	0	0	0	0	0	0
Buf (11/7)	1/1	8	4	4	1.0	1.0	1	0	0	0	0	0	0
at NE (11/13)	1/0	3	1	2	0.0	0.0	0	0	0	0	0	0	0
Phi (11/20)	1/1	2	0	2	0.0	0.0	0	0	0	0	0	0	0
Games 11-14 Inactive (foot)													
Ariz (12/24)	1/0	0	0	0	0.0	0.0	0	0	0	0	0	0	0
<b>Totals</b>	<b>11/3</b>	<b>15</b>	<b>7</b>	<b>8</b>	<b>1.0</b>	<b>1.0</b>	<b>1</b>	<b>0</b>	<b>0</b>	<b>0</b>	<b>0</b>	<b>0</b>	<b>0</b>

## ELLIOTT'S 2016 SEASON

**Mia (9/11):** Saw action in first-career game on special teams. **at LA (9/18):** Inactive. **SF (9/25):** Saw action on special teams. **Atl (10/16):** Had a special teams tackle. **at Ariz (10/23):** Tied for team lead with two special teams tackles. **at NO (10/30):** Inactive (hamstring). **Buf (11/7):** Inactive (hamstring). **at NE (11/13):** Returned from hamstring injury and had a special teams stop. **Phi (11/20):** Saw first action of the season at CB and made first-career tackle. Also had a special teams stop. **Ariz (12/24):** Saw limited action at cornerback in dime defense.

### ELLIOTT'S 2016 GAME-BY-GAME

Game	G/S	T	S	A	QB	Yds.	QH	Int.	Yds.	PD	FF	FR	Yds.
Miami (9/11)	1/0												
Special Teams Only													
at L.A. (9/18)													
Inactive													
Games 3-6	4/0												
Special Teams Only													
at NO (10/30)													
Inactive (hamstring)													
Buf (11/7)													
Inactive (hamstring)													
at NE (11/13)	1/0												
Special Teams Only													
Phi (11/20)	1/0	1	1	0	0.0	0.0	0	0	0	0	0	0	0
at TB (11/27)	1/0	0	0	0	0.0	0.0	0	0	0	0	0	0	0
Car (12/4)	1/0	0	0	0	0.0	0.0	0	0	0	0	0	0	0
at GB (12/11)	1/0												
Special Teams Only													
L.A. (12/15)	1/0	1	1	0	0.0	0.0	0	0	0	0	0	0	0
Ariz (12/24)	1/0	0	0	0	0.0	0.0	0	0	0	0	0	0	0
<b>Totals</b>	<b>12/0</b>	<b>2</b>	<b>2</b>	<b>0</b>	<b>0.0</b>	<b>0.0</b>	<b>0</b>	<b>0</b>	<b>0</b>	<b>0</b>	<b>0</b>	<b>0</b>	<b>0</b>

### ADDITIONAL STATS

**Special Teams Tackles:** 2016 (6); **Career:** 6.



74

## GEORGE FANT

### TACKLE

Height	6-5
Weight	296
College	Western Kentucky
Seasons	Rookie
Born	July 19, 1992
Hometown	Bowling Green, Ky.

### FANT'S NFL RECORD

Year	Team	GP/GS	Postseason
2016	Seattle	13/8	
<b>NFL TOTALS</b>		<b>13/8</b>	

## FANT'S 2016 SEASON

**Mia (9/11):** Saw action on special teams. **at LA (9/18):** Saw action on special teams. **at NYJ (10/2):** Inactive. **Atl (10/16):** Inactive. **at Ariz (10/23):** Saw first action on offense after replacing Brad Sowell (knee) at left tackle mid-fourth quarter. **at NO (10/30):** Made first-career start in place of Bradley Sowell at left tackle. **Buf (11/7):** Started second-straight game at LT. **at NE (11/13):** Started at LT. **Phi (11/20):** Started at LT. **at TB (11/27):** Started at LT. **Car (12/4):** Helped offense total season highs with 534 total yards and 240 rushing yards. **at GB (12/11):** Started at LT. **LA (12/15):** Started at LT. **Ariz (12/24):** Started at LT.



39

## GEORGE FARMER

### RUNNING BACK

Height	6-1
Weight	220
College	Southern California
Seasons	NFL 2nd, Seahawks 2nd
Born	July 4, 1993
Hometown	Los Angeles, Calif.

### FARMER'S NFL RECORD

Club	Team	G/S	Rushing					Receiving					
			Att	Yds	Avg	LG	TD	No	Yds	Avg	LG	TD	
2015	Seattle	Practice Squad											
2016	Seattle	2/0	1	1	1.0	1	0	1	4	4.0	4	0	
<b>NFL TOTALS</b>		<b>2/0</b>	<b>1</b>	<b>1</b>	<b>1.0</b>	<b>1</b>	<b>0</b>	<b>1</b>	<b>4</b>	<b>4.0</b>	<b>4</b>	<b>0</b>	


### FARMER'S SINGLE-GAME HIGHS

<b>Rushing</b> <b>Rush Attempts:</b> 1 vs. Carolina <b>Rush Yards:</b> 1 vs. Carolina <b>Longest Rush:</b> 1 vs. Carolina <b>Most Rush TDs:</b> None	<b>Receiving</b> <b>Most Rec.:</b> 1 at Tampa Bay (11/27/16) <b>Most Rec. Yards:</b> 4 at Tampa Bay (11/27/16) <b>Longest Reception:</b> 4 at Tampa Bay (11/27/16) <b>Most Rec. TDs:</b> None
--	---

## FARMER'S 2016 SEASON

Signed to the 53-man roster from the practice squad November 23. Waived December 6. Re-signed with the practice squad December 7. **at TB (11/27):** Saw action in first-career game and had a 4-yard reception.

2016	Opponent	-----Rushing-----					-----Receiving-----					Total
		Att	Yds	Avg	LG	TD	Rec	Yds	Avg	LG	TD	
11/27	at Tampa Bay	0	0	0.0	0	0	1	4	4.0	4	0	4
12/4	Carolina	1	1	1.0	1	0	0	0	0.0	0	0	1
<b>TOTALS (2/0)</b>		<b>1</b>	<b>1</b>	<b>1.0</b>	<b>1</b>	<b>0</b>	<b>1</b>	<b>4</b>	<b>4.0</b>	<b>4</b>	<b>0</b>	<b>5</b>



**48** **NOLAN FRESE**  
LONG SNAPPER

Height 6-2  
Weight 233  
College Houston  
Seasons Rookie  
Born July 29, 1992  
Hometown Roanoke, Texas

**FRESE'S NFL RECORD**

Year	Team	GP/GS	Postseason
2016	Seattle	15/0	
<b>NFL TOTALS</b>		<b>15/0</b>	

**ADDITIONAL STATS**  
Special Teams Tackles: 2016 (3, FF); Career: 3, FF.

**FRESE'S 2016 SEASON**

**Mia (9/11):** Handled snapping duties. **at LA (9/18):** Handled snapping duties. **SF (9/25):** Handled snapping duties. **at NYJ (10/2):** Handled snapping duties. **Atl (10/16):** Handled snapping duties. **at Ariz (10/23):** Handled snapping duties. **at NO (10/30):** Handled snapping duties. **Buf (11/7):** Handled snapping duties. **at NE (11/13):** Handled snapping duties and had a special teams stop. **Phi (11/20):** Handled snapping duties and had a special teams tackle. **at TB (11/27):** Had a special teams stop and a FF. **Car (12/4):** Handled snapping duties. **at GB (12/11):** Handled snapping duties. **LA (12/15):** Handled snapping duties. **Ariz (12/24):** Handled snapping duties.



**79** **GARRY GILLIAM**  
TACKLE

Height 6-5  
Weight 315  
College Penn State  
Seasons NFL 3rd, Seahawks 3rd  
Born November 26, 1990  
Hometown Carlisle, Pa.

**GILLIAM'S NFL RECORD**

Year	Team	GP/GS	Postseason
2014	Seattle	14/1	2/0
2015	Seattle	16/16	2/2
2016	Seattle	13/12	
<b>NFL TOTALS</b>		<b>43/29</b>	<b>4/2</b>

**GILLIAMS' 2016 SEASON**

**Mia (9/11):** Started at RT. **at LA (9/18):** Started at RT. **SF (9/25):** Started at RT. **at NYJ (10/2):** Started at RT. **Atl (10/16):** Started at RT. **at Ariz (10/23):** Started at RT. **at NO (10/30):** Started at RT. **Buf (11/7):** Started at RT. **at NE (11/13):** Started at RT. **Phi (11/20):** Started at RT. **at TB (11/27):** Started at RT but was replaced by Bradley Sowell after the first series. **Car (12/4):** Inactive. **at GB (12/11):** Inactive. **LA (12/15):** Saw limited action at RT. **Ariz (12/24):** Started at RT.



**63** **MARK GLOWINSKI**  
GUARD

Height 6-4  
Weight 310  
College West Virginia  
Seasons NFL 2nd, Seahawks 2nd  
Born May 3, 1992  
Hometown Wilkes-Barre, Pa.

### GLOWINSKI'S RECORD

Year	Team	GP/GS	Postseason
2015	Seattle	9/1	0/0
2016	Seattle	15/15	
<b>NFL TOTALS</b>		<b>24/16</b>	<b>0/0</b>

### GLOWINSKI'S 2016 SEASON

Mia (9/11): Started at LG. at LA (9/18): Started at LG. SF (9/25): Started at LG. at NYJ (10/2): Started at LG. Atl (10/16): Started at LG. at Ariz (10/23): Started at LG. at NO (10/30): Started at LG. Buf (11/7): Started at LG. at NE (11/13): Started at LG. Phi (11/20): Started at LG. at TB (11/27): Started at LG. Car (12/4): Started at LG and helped lead team to season highs with 534 total yards and 240 rushing yards. at GB (12/11): Started at LG. LA (12/15): Started at LG. Ariz (12/24): Started at LG.



**97** **MALLICIAH GOODMAN**  
DEFENSIVE END

Height 6-4  
Weight 276  
College Clemson  
Seasons NFL 4th, Seahawks 1st  
Born January 4, 1990  
Hometown Florence, S.C.

### GOODMAN'S NFL RECORD

Club	G/S	Tackles			Sacks		Interceptions										
		Tkl	So	Ast	QB	Yds	No	Yds	Avg	LG	TD	PD	FF	FR	Yds		
2013 Atlanta	14/1	12	10	2	0.0	0.0	0	0	0.0	0	0	0	0	0	0	2	13
2014 Atlanta	16/10	17	7	10	0.0	0.0	0	0	0.0	0	0	1	2	0	0	0	
2015 Seattle	4/0	3	0	3	0.0	0.0	0	0	0.0	0	0	0	0	0	0	0	
2016 Seattle	1/0	0	0	0	0.0	0.0	0	0	0.0	0	0	0	0	0	0	0	
<b>NFL TOTALS</b>	<b>35/11</b>	<b>32</b>	<b>17</b>	<b>15</b>	<b>0.0</b>	<b>0.0</b>	<b>0</b>	<b>0</b>	<b>0.0</b>	<b>0</b>	<b>0</b>	<b>1</b>	<b>2</b>	<b>2</b>	<b>2</b>	<b>13</b>	

### GOODMAN'S SINGLE-GAME HIGHS

**Tackles:** 3, 2 Times, Last vs. Carolina (12/28/14)      **FF:** 1, 2 Times, Last at Tampa Bay (11/9/14)  
**Sacks:** None      **FR:** 1, 2 Times, Last vs. Washington (12/15/13)  
**INT:** None


### GOODMAN'S 2016 SEASON

Signed with the Seahawks October 25. Released November 1. at NO (10/30): Saw action in first game for the Seahawks.

### GOODMAN'S 2016 GAME-BY-GAME

Game	G/S	T	S	A	QB	Yds.	QH	Int.	Yds.	PD	FF	FR	Yds.
at NO (10/30)	1/0	0	0	0	0.0	0.0	0	0	0	0	0	0	0
<b>Totals</b>	<b>1/0</b>	<b>0</b>	<b>0</b>	<b>0</b>	<b>0.0</b>	<b>0.0</b>	<b>0</b>	<b>0</b>	<b>0</b>	<b>0</b>	<b>0</b>	<b>0</b>	<b>0</b>





88

## JIMMY GRAHAM

### TIGHT END

Height 6-7  
Weight 265  
College Miami (Fla.)  
Seasons NFL 7th, Seahawks 2nd  
Born November 24, 1986  
Hometown Goldsboro, N.C.

## GRAHAM'S NFL RECORD

Club	G/S	Receiving					Rushing				
		No	Yds	Avg	LG	TD	Att	Yds	Avg	LG	TD
2010 New Orleans	15/5	31	356	11.5	52	5	1	3	3.0	3	0
2011 New Orleans	16/11	99	1,310	13.2	59	11	0	0	0.0	0	0
2012 New Orleans	15/9	85	982	11.6	46	9	0	0	0.0	0	0
2013 New Orleans	16/12	86	1,215	14.1	56t	16	0	0	0.0	0	0
2014 New Orleans	16/13	85	889	10.5	29	10	0	0	0.0	0	0
2015 Seattle	11/11	48	605	12.6	45	2	0	0	0.0	0	0
2016 Seattle	15/14	61	859	14.1	40	6	1	0	0.0	0	0
<b>NFL TOTALS</b>	<b>104/75</b>	<b>495</b>	<b>6,216</b>	<b>12.6</b>	<b>59</b>	<b>59</b>	<b>2</b>	<b>3</b>	<b>1.5</b>	<b>0</b>	<b>0</b>

### POSTSEASON

Club	G/S	Receiving					Rushing				
		No	Yds	Avg	LG	TD	Att	Yds	Avg	LG	TD
2011 New Orleans	2/2	12	158	13.2	66t	3	0	0	0.0	0	0
2013 New Orleans	2/1	4	52	13.0	21	0	0	0	0.0	0	0
<b>NFL TOTALS</b>	<b>4/3</b>	<b>16</b>	<b>210</b>	<b>13.1</b>	<b>66t</b>	<b>3</b>	<b>0</b>	<b>0</b>	<b>0.0</b>	<b>0</b>	<b>0</b>

### GRAHAM'S SINGLE-GAME HIGHS

**Most Receptions:** 10, 5 Times, Last vs. SF (11/9/14)      **Most Receiving Yards:** 179, at Tampa Bay (9/15/13)  
**Longest Reception:** 59, at Jacksonville (10/2/11)      **Most TDs:** 2, 13 Times, Last vs. Buffalo (11/7/16)

### ADDITIONAL STATS

**Special Teams: 2010:** Tackles (1). **Career:** Tackles 1.

## GRAHAM'S 2016 SEASON

**Mia (9/11):** Saw action in first game since a knee injury ended his 2015 season and had an 11-yard reception. **at LA (9/18):** Started in 3-TE set. **SF (9/25):** Had six catches for 100 yards and TD. **at NYJ (10/2):** Led team with six receptions and 113 yards. First time since 2013 with consecutive 100-yard games. **at Ariz (10/23):** Had five receptions for 53 yards, including three for 35 yards in overtime. **Buf (11/7):** Led team with eight receptions and 103 yards and a pair of one-handed TD grabs from 17 and 18 yards. **Phi (11/20):** Had three catches, including a 35-yard TD reception.

2016	Opponent	No	Yds	Avg	LG	TD
09/11	Miami	1	11	11.0	11	0
09/18	at L.A. Rams	3	42	14.0	17	0
09/25	San Francisco	6	100	16.7	40	1
10/02	at N.Y. Jets	6	113	18.8	27	0
10/16	Atlanta	6	89	14.8	25	0
10/23	at Arizona	5	53	10.6	14	0
10/30	at New Orleans	3	34	11.3	15	0
11/7	Buffalo	8	103	12.9	18t	2
11/13	at New England	4	48	12.0	19	0
11/20	Philadelphia	3	46	15.3	35t	1
11/27	at Tampa Bay	6	67	11.2	21	0
12/4	Carolina	6	63	10.5	18	1
12/11	at Green Bay	1	16	16.0	16	0
12/15	L.A. Rams	1	31	31.0	31	0
12/24	Arizona	2	43	21.4	37t	1
<b>TOTALS (15/14)</b>		<b>61</b>	<b>859</b>	<b>14.1</b>	<b>40</b>	<b>6</b>

## 100-YARD RECEIVING GAMES (16)

Yards	Opponent	Date	Rec.	Avg.	LG	TD
179	Tampa Bay	9/15/13	10	17.9	56t	1
146	Atlanta	11/11/12	7	20.9	46	2
140	Carolina	10/18/15	8	17.5	45	0
135	at Chicago	10/6/13	10	13.5	38	0
134	Arizona	9/22/13	9	14.9	29	2
132	at Jacksonville	10/2/11	10	13.2	59	1
129	at Carolina	10/9/11	8	16.1	30	0
124	at Tampa Bay	10/16/11	7	17.7	43	0
118	at Cleveland	9/16/14	10	11.8	23	2
115	Carolina	12/30/12	9	12.8	27	1
115	at N.Y. Jets	11/3/13	9	12.9	51t	2
113	at N.Y. Jets	10/2/16	6	18.8	27	0
103	Buffalo	11/7/16	8	12.9	18t	2
100	Houston	9/25/11	4	25.0	32	1
100	Miami	9/30/13	4	25.0	43t	2
100	at Atlanta	11/21/13	5	20.0	44t	1
100	San Francisco	9/25/16	6	16.7	40	1

## TOP RECEIVING TOTALS BY TE SINCE 2011

Player	Team	Rec.	Yds.	Avg.	TD
1. Jason Witten	Dallas	469	4,878	10.4	26
2. <b>Jimmy Graham</b>	<b>Seattle</b>	<b>464</b>	<b>5,860</b>	<b>12.6</b>	<b>54</b>
3. Greg Olsen	Carolina	425	5,362	12.6	32
4. Rob Gronkowski	New England	363	5,549	15.3	58
Antonio Gates	San Diego	363	4,132	11.4	41

## GRAHAM'S GAME-BY-GAME RECEIVING

2010	Opponent	No	Yds	Avg	LG	TD	2011	Opponent	No	Yds	Avg	LG	TD	
9/9	Minnesota	Did Not Play						9/8	at Green Bay	4	56	14.0	21	1
9/20	at San Francisco	0	0	0.0	0	0	9/18	Chicago	6	79	13.2	31	0	
9/26	Atlanta	0	0	0.0	0	0	9/25	Houston	4	100	25.0	32	1	
10/3	Carolina	0	0	0.0	0	0	10/2	at Jacksonville	10	132	13.2	59	1	
10/10	at Arizona	0	0	0.0	0	0	10/9	at Carolina	8	129	16.1	30	0	
10/17	at Tampa Bay	1	11	11.0	11	0	10/16	at Tampa Bay	7	124	17.7	43	0	
10/24	Cleveland	4	38	9.5	14	0	10/23	Indianapolis	6	54	9.0	16	2	
10/31	Pittsburgh	0	0	0.0	0	0	10/30	at St. Louis	4	39	9.8	13	0	
11/7	at Carolina	3	49	16.3	19t	1	11/6	Tampa Bay	6	78	13.0	23	0	
11/21	Seattle	5	72	14.4	27	0	11/13	at Atlanta	7	82	11.7	29	1	
11/25	at Dallas	3	23	7.7	14	0	11/28	N.Y. Giants	5	84	16.8	29t	2	
12/5	at Cincinnati	3	72	24.0	52	0	12/4	Detroit	8	89	11.1	16	0	
12/12	St. Louis	1	21	21.0	21	0	12/11	at Tennessee	5	55	11.0	33	0	
12/19	at Baltimore	5	29	5.8	18t	2	12/18	at Minnesota	7	70	10.0	18	1	
12/27	at Atlanta	4	26	6.5	10	1	12/26	Atlanta	4	42	10.5	17	1	
1/2/11	Tampa Bay	2	15	7.5	11	1	1/1/12	Carolina	8	97	12.1	29	1	
<b>TOTALS (15/5)</b>		<b>31</b>	<b>356</b>	<b>11.5</b>	<b>52</b>	<b>5</b>	<b>TOTALS (16/11)</b>		<b>99</b>	<b>1310</b>	<b>13.2</b>	<b>59</b>	<b>11</b>	
							1/7	Detroit	7	55	7.9	14	1	
							1/14	at San Francisco	5	103	20.6	66t	2	
							<b>PLAYOFF TOTALS (2/2)</b>		<b>12</b>	<b>158</b>	<b>13.2</b>	<b>66t</b>	<b>3</b>	



## GRAHAM'S GAME-BY-GAME RECEIVING CONT.

2012	Opponent	No	Yds	Avg	LG	TD	2013	Opponent	No	Yds	Avg	LG	TD	
9/9	Washington	6	85	14.2	23	1	9/8	Atlanta	4	45	11.3	21	1	
9/16	at Carolina	7	71	10.1	17	1	9/15	at Tampa Bay	10	179	17.9	56t	1	
9/23	Kansas City	4	16	4.0	7	1	9/22	Arizona	9	134	14.9	29	2	
9/30	at Green Bay	7	76	10.9	24	0	9/30	Miami	4	100	25.0	43t	2	
10/7	San Diego	1	4	4.0	4	0	10/6	at Chicago	10	135	13.5	38	0	
10/21	at Tampa Bay	Inactive (ankle)						10/13	at New England	0	0	0.0	0	0
10/28	at Denver	5	63	12.6	20	1	10/27	Buffalo	3	37	12.3	15t	2	
11/5	Philadelphia	8	72	9.0	17	1	11/3	at N.Y. Jets	9	116	12.9	51t	2	
11/11	Atlanta	7	146	20.9	46	2	11/10	Dallas	5	59	11.8	26	0	
11/18	at Oakland	6	29	4.8	10	1	11/17	San Francisco	6	41	6.8	13	0	
11/25	San Francisco	4	33	8.3	12	0	11/21	at Atlanta	5	100	20.0	44t	1	
11/29	at Atlanta	4	59	14.8	25	0	12/2	at Seattle	3	42	14.0	20	1	
12/9	at N.Y. Giants	5	56	11.2	27	0	12/8	Carolina	6	58	9.7	22	2	
12/16	Tampa Bay	5	69	13.8	24	0	12/15	at St. Louis	2	25	12.5	13	0	
12/23	at Dallas	7	88	12.6	26	0	12/22	at Carolina	5	73	14.6	46	1	
12/30	Carolina	9	115	12.8	27	1	12/29	Tampa Bay	5	71	14.2	33	1	
<b>TOTALS (15/9)</b>		<b>85</b>	<b>982</b>	<b>11.6</b>	<b>46</b>	<b>9</b>	<b>TOTALS (16/12)</b>		<b>86</b>	<b>1215</b>	<b>14.1</b>	<b>56t</b>	<b>16</b>	
								1/4	at Philadelphia	3	44	14.7	21	0
								1/8	at Seattle	1	8	8.0	8	0
								<b>PLAYOFF TOTALS (2/1)</b>		<b>4</b>	<b>52</b>	<b>13.0</b>	<b>21</b>	<b>0</b>

2014	Opponent	No	Yds	Avg	LG	TD	2015	Opponent	No	Yds	Avg	LG	TD	
9/7	at Atlanta	8	82	10.3	17	0	9/13	at St. Louis	6	51	8.5	19	1	
9/14	at Cleveland	10	118	11.8	23	2	9/20	at Green Bay	1	11	11.0	11	0	
9/21	Minnesota	6	54	9.0	15	0	9/27	Chicago	7	83	11.9	30t	1	
9/28	at Dallas	8	86	10.8	17	1	10/5	Detroit	4	29	7.3	13	0	
10/5	Tampa Bay	2	36	18.0	23	0	10/11	at Cincinnati	3	30	10.0	22	0	
10/19	at Detroit	0	0	0.0	0	0	10/18	Carolina	8	140	17.5	45	0	
10/26	Green Bay	5	59	11.8	22t	1	10/22	at San Francisco	2	31	15.5	23	0	
10/30	at Carolina	7	83	11.9	27	1	11/1	at Dallas	7	75	10.7	19	0	
11/9	San Francisco	10	76	7.6	15	2	11/15	Arizona	3	41	13.7	30	0	
11/16	Cincinnati	3	29	9.7	13	0	11/22	San Francisco	3	39	13.0	20	0	
11/24	Baltimore	6	47	7.8	11	2	11/29	Pittsburgh	4	75	18.8	36	0	
11/30	at Pittsburgh	0	0	0.0	0	0	<b>TOTALS (11/11)</b>		<b>48</b>	<b>605</b>	<b>12.6</b>	<b>45</b>	<b>2</b>	
12/7	Carolina	3	25	8.3	10	0								
12/15	at Chicago	5	87	17.4	29	0								
12/21	Atlanta	6	53	8.8	15	1								
12/28	at Tampa Bay	6	54	9.0	14	0								
<b>TOTALS (16/13)</b>		<b>85</b>	<b>889</b>	<b>10.5</b>	<b>29</b>	<b>10</b>								



4

## STEVEN HAUSCHKA

### KICKER

Height 6-4  
 Weight 210  
 College North Carolina St.  
 Seasons NFL 9th, Seahawks 6th  
 Born June 29, 1985  
 Hometown Needham, Mass.  
 Pronunciation howsh-kuh

## HAUSCHKA'S NFL RECORD

KICKING											
Club	G	PAT-Att	FG-Att	1-19	20-29	30-39	40-49	50+	FG%	LG	Pts
2008 Baltimore	8/0	0-0	1-2	0-0	0-0	0-0	0-0	1-2	50.0	54	3
2009 Baltimore	9/0	27-28	9-13	0-0	1-1	5-7	3-5	0-0	69.2	44	54
2010 Denver	4/0	10-10	6-7	0-0	1-1	3-3	2-3	0-0	85.7	49	28
2011 Seattle	16/0	34-34	25-30	2-2	5-6	9-10	7-8	2-4	83.3	52	109
2012 Seattle	16/0	46-48	24-27	1-1	7-7	10-10	5-5	1-4	88.9	52	118
2013 Seattle	16/0	44-44	33-35	0-0	10-11	9-9	11-12	3-3	94.3	53	143
2014 Seattle	16/0	41-41	31-37	0-0	10-10	10-10	9-13	2-4	83.8	58	134
2015 Seattle	16/0	40-44	29-31	0-0	9-9	7-7	7-9	6-6	93.5	54	127
2016 Seattle	14/0	28-33	29-33	0-0	10-12	10-10	8-10	1-1	87.9	53	115
NFL TOTALS	116/0	270-282	187-215	3-3	53-57	63-66	52-65	16-24	86.9	58	831
POSTSEASON											
Club	G	PAT-Att	FG-Att	1-19	20-29	30-39	40-49	50+	FG%	LG	Pts
2008 Baltimore	3/0										
2012 Seattle	1/0	1-1	3-3	0-0	2-2	1-1	0-0	0-0	100.0	32	10
2013 Seattle	3/0	9-9	8-8	0-0	1-1	4-4	3-3	0-0	100.0	49	33
2014 Seattle	3/0	9-9	2-2	0-0	1-1	1-1	0-0	0-0	100.0	37	15
2015 Seattle	2/0	4-4	2-3	0-0	0-0	1-1	1-1	0-1	66.7	46	10
PLAYOFFS	12/0	23-23	15-16	0-0	4-4	7-7	4-4	0-1	93.8	49	68

### HAUSCHKA'S SINGLE-GAME HIGHS

**Most FGs Att.:** 5 vs. Baltimore (11/13/11)     **Most PATs Att.:** 7 vs. Arizona (12/9/12)  
**Most FGs Made:** 5 vs. Baltimore (11/13/11)     **Most PATs Made:** 7 vs. Arizona (12/9/12)  
**Longest FG Att.:** 61 vs. Atl (10/2/11) and at Det (10/28/12)     **Points Scored:** 16, 2 Times, Last vs. Ariz (12/9/12)  
**Longest FG Made:** 58 at Carolina (10/26/14)     **Consecutive Games with FG:** 14\* (10/9/11 - 9/16/12)  
 \*Franchise record

### ADDITIONAL STATS

**Special Team Tackles:** 2009 (1), 2011 (1), 2012 (3), 2014 (1), 2015 (1), 2016 (2, FF); **Career:** (9, FF).

## HAUSCHKA'S 2016 SEASON

**at NYJ (10/2):** Connected on both field goals, including a season long 53-yarder. **Atl (10/16):** Connected on two-of-three FGs including the eventual game-winner from 44 yards with 1:57 remaining in the game. **at NE (11/13):** Set the franchise record for most-career FGs made (161) after connecting on a season-high four FGs. Passed Norm Johnson's career mark of 159 made FGs. **at TB (11/27):** Tied his own club record scoring at least one field goal in 14th-straight game. **Car (12/4):** Became the first player in club history to score 100 or more points in six-straight seasons after converting all four PATs and connecting on all four FG attempts. Also set a club record kicking a FG in 15-straight games.

2016	Opp	Pts	PAT-Att	FG-FGA	Made
09/11	Miami	6	0-1	2-2	38,39
09/18	at L.A.	3	0-0	1-1	23
09/25	SF	13	4-4	3-3	22,33,33
10/02	at NYJ	9	3-3	2-2	33, 53
10/16	Atl	8	2-3	2-3	42, 44
10/23	at Ariz	6	0-0	2-3	40, 36
10/30	at NO	8	2-2	2-2	44, 21
11/07	Buf	7	4-4	1-1	49
11/13	at NE	13	1-2	4-4	27,31,41,23
11/20	Phi	8	2-3	2-3	21, 35
11/27	atTB	3	0-0	1-1	43
12/04	Car	16	4-4	4-4	23,37,31,28
12/11	at GB	4	1-1	1-1	28
12/15	LA	6	3-3	1-1	48
12/24	Ariz	5	2-3	1-2	27
TOTALS (15/0)	115	28-33	29-33		Long: 53

## HAUSCHKA'S GAME-BY-GAME KICKING

2008	Opp	Pts	PAT-Att	FG-FGA	Made	2009	Opp	Pts	PAT-Att	FG-FGA	Made
9/7	Cin	0	0-0	0-0		9/13	KC	8	5-5	1-2	44
Games 2-7						9/20	at SD	7	4-4	1-1	33
11/2	at Clev		Inactive			9/27	Cle	10	4-4	2-2	36,33
11/9	at Hou	3	0-0	1-1	54	10/4	at NE	3	3-3	0-0	
11/16	at NYG		Kickoffs Only			10/11	Cin	2	2-2	0-0	
11/23	Phil	0	0-0	0-1		10/19	at Min	7	4-4	1-2	29
Games 12-14						11/1	Den	12	3-3	3-3	43, 35, 31
12/20	at Dal		Inactive			11/9	at Cin	1	1-1	0-1	
12/28	Jac		Kickoffs Only			11/16	at Cle	4	1-2	1-2	44
TOTALS (8/0)	3	0-0	1-2		Long: 54	1/3/10	atTB		Inactive		
1/4	at Mia		Kickoffs Only			TOTALS (9/0)	54	27-28	9-13		Long: 44
1/10	at Ten		Kickoffs Only								
1/18	at Pit		Kickoffs Only								
PLAYOFFS (3/0)			Kickoffs Only								

2010	Opp	Pts	PAT-Att	FG-FGA	Made	2011	Opp	Pts	PAT-Att	FG-FGA	Made
Games 1-12				Not With a Team		9/11	at SF	5	2-2	1-1	39
12/12	at Ari	7	1-1	2-3	32, 30	9/18	at Pit	0	0-0	0-0	
12/19	at Oak	11	2-2	3-3	46, 49, 35	9/25	Ari	7	1-1	2-2	30,52
12/26	Hou	6	3-3	1-1	27	10/2	Atl	4	4-4	0-1	
1/2/11	SD	4	4-4	0-0		10/9	at NYG	10	4-4	2-2	51,43
TOTALS (4/0)	28	10-10	6-7		Long: 49	10/23	at Cle	3	0-0	1-1	20
						10/30	Cin	6	0-0	2-2	47,25
						11/6	at Dal	7	1-1	2-3	45,32
						11/13	Bal	16	1-1	5-5	22,38,39,35,30
						11/20	at StL	6	3-3	1-1	19
						11/27	Was	5	2-2	1-2	36
						12/1	Phi	7	4-4	1-1	49
						12/12	StL	12	3-3	3-4	42,23,48
						12/18	at Chi	8	5-5	1-1	33
						12/24	SF	5	2-2	1-1	19
						1/1/12	at Ari	8	2-2	2-3	43, 26
TOTALS (16/0)	109	34-34	25-30		Long: 52						

## HAUSCHKA'S GAME-BY-GAME KICKING CONT.

2012	Opp	Pts	PAT-Att	FG-FGA	Made	2013	Opp	Pts	PAT-Att	FG-FGA	Made
9/9	at Ari	10	1-1	3-4	27, 47, 39	9/8	at Car	6	0-0	2-2	27, 40
9/16	Dal	9	3-3	2-2	21, 25	9/15	SF	9	3-3	2-2	30, 37
9/24	GB	2	2-2	0-0		9/22	Jax	9	6-6	1-1	21
9/30	at StL	7	1-1	2-2	31, 30	9/29	at Hou	11	2-2	3-3	48, 39, 45
10/7	at Car	10	1-1	3-3	22, 36, 46	10/6	at Ind	14	2-2	4-5	42, 36, 41, 46
10/14	NE	6	3-3	1-1	34	10/13	Tenn	8	2-2	2-2	31, 29
10/18	at SF	6	0-0	2-3	52, 35	10/17	at Ariz	10	4-4	2-2	51, 42
10/28	at Det	6	3-3	1-2	23	10/28	at StL	2	2-2	0-0	
11/4	Min	6	3-4	1-1	40	11/3	TB	9	3-3	2-2	36, 27
11/11	NYJ	4	4-4	0-0		11/10	at Atl	15	3-3	4-4	39, 43, 44, 53
11/25	at Mia	3	3-3	0-0		11/17	Min	11	5-5	2-2	50, 26
12/2	at Chi	5	2-2	1-1	31	12/2	NO	10	4-4	2-2	26, 20
12/9	Ari	16	7-7	3-3	31, 28, 32	12/8	at SF	5	2-2	1-1	31
12/16	at Buf	14	5-6	3-3	19, 33, 23	12/15	at NYG	11	2-2	3-3	49, 44, 24
12/23	SF	6	6-6	0-0		12/22	Ariz	4	1-1	1-2	27
12/30	StL	8	2-2	2-2	43, 49	12/29	StL	9	3-3	2-2	28, 35
<b>TOTALS (16/0)</b>	<b>118</b>	<b>46-48</b>	<b>24-27</b>	<b>Long: 52</b>		<b>TOTALS (16/0)</b>	<b>143</b>	<b>44-44</b>	<b>33-35</b>	<b>Long: 53</b>	
1/6	at Was	10	1-1	3-3	32, 29, 22	1/11	NO	11	2-2	3-3	38, 49, 26
<b>PLAYOFFS (1/0)</b>	<b>10</b>	<b>1-1</b>	<b>3-3</b>	<b>Long: 32</b>		1/19	SF	11	2-2	3-3	32, 40, 47
						2/2	Den	11	5-5	2-2	31, 33

2014	Opp	Pts	PAT-Att	FG-FGA	Made	2015	Opp	Pts	PAT-Att	FG-FGA	Made
09/04	GB	10	4-4	2-2	20, 35	9/13	at StL	11	2-2	3-3	25, 27, 35
09/14	at SD	3	3-3	0-0		9/20	at GB	5	2-2	1-1	54
09/21	Den	8	2-2	2-3	20, 28	9/27	Chi	14	2-2	4-4	31, 21, 45, 48
10/06	at Wash	9	3-3	2-2	40, 43	10/5	Det	7	1-1	2-2	51, 52
10/12	Dal	11	2-2	3-3	33, 33, 48	10/11	at Cin	6	3-3	1-1	24
10/19	at StL	8	2-2	2-2	24, 35	10/18	Car	11	2-2	3-3	30, 50, 43
10/26	at Car	7	1-1	2-2	58, 29	10/22	at SF	8	2-2	2-2	49, 46
11/02	Oak	12	3-3	3-4	34, 30, 40	11/1	at Dal	7	1-1	2-3	24, 26
11/09	NYG	8	5-5	1-1	28	11/15	Ariz	8	2-2	2-2	31, 46
11/16	at KC	8	2-2	2-2	24, 27	11/22	SF	5	2-4	1-1	33
11/23	AZ	13	1-1	4-5	27, 32, 52, 40	11/29	Pitt	3	3-4	0-0	
11/27	at SF	13	1-1	4-4	21, 36, 35, 46	12/6	at Min	8	5-5	1-1	23
12/07	at Phi	6	3-3	1-1	44	12/13	at Balt	5	5-5	0-0	
12/14	SF	5	2-2	1-1	38	12/20	Clev	12	3-3	3-3	49, 27, 30
12/21	at AZ	5	5-5	0-3		12/27	StL	5	2-2	1-1	26
12/28	StL	8	2-2	2-2	42, 45	1/3	at Ariz	12	3-4	3-4	33, 52, 52
<b>TOTALS (16/0)</b>	<b>134</b>	<b>41-41</b>	<b>31-37</b>	<b>Long: 58</b>		<b>TOTALS (16/0)</b>	<b>127</b>	<b>40-44</b>	<b>29-31</b>	<b>Long: 54</b>	
1/10	Car	7	4-4	1-1	37	1/10	at Min	4	1-1	1-1	46
1/18	GB	2	2-2	0-0		1/17	at Car	6	3-3	1-2	36
2/1	NE	6	3-3	1-1	27	<b>PLAYOFFS (2/0)</b>	<b>10</b>	<b>4-4</b>	<b>2-3</b>	<b>Long: 46</b>	
<b>TOTALS (3/0)</b>	<b>15</b>	<b>9-9</b>	<b>2-2</b>	<b>Long: 37</b>							



53

## JOEY HUNT

### CENTER

Height	6-2
Weight	299
College	TCU
NFL Seasons	Rookie
Born	February 22, 1994
Hometown	El Campo, Texas

## HUNT'S NFL RECORD

Year	Team	GP/GS	Postseason
2016	Seattle	8/1	
<b>NFL TOTALS</b>		<b>8/1</b>	

## HUNT'S 2016 SEASON

**Mia (9/11):** Active, but did not play. **at LA (9/18):** Active, but did not play. **SF (9/25):** Active, but did not play. **at NYJ (10/2):** Active, but did not play. **Atl (10/16):** Saw first-career action as a FB in goal line situations. **at Ariz (10/23):** Saw action on kickoff return. **at NO (10/30):** Saw action on two plays during the game's final drive after Justin Britt left with a shoulder injury. **Buf (11/7):** Did not play. **at NE (11/13):** Active, but did not play. **Phi (11/20):** Saw action on special teams. **at TB (11/27):** Made first-career start in place of Britt (ankle). **Car (12/4):** Did not play. **at GB (12/11):** Saw action on special teams. **LA (12/15):** Saw action on special teams. **Ariz (12/24):** Saw action on special teams.



**76** **GERMAIN IFEDI**  
GUARD/TACKLE

Height 6-5  
Weight 325  
College Texas A&M  
NFL Seasons Rookie  
Born June 2, 1994  
Hometown Houston, Texas  
Pronunciation Jermaine iff-FED-ee

**IFEDI'S NFL RECORD**

Year	Team	GP/GS	Postseason
2016	Seattle	12/12	
<b>NFL TOTALS</b>		<b>12/12</b>	

**IFEDI'S 2016 SEASON**

**Mia (9/11):** Inactive (ankle). **at LA (9/18):** Inactive (ankle). **SF (9/25):** Inactive (ankle). **at NYJ (10/2):** Returned to action and made first-career start. **Atl (10/16):** Started at RG. **at Ariz (10/23):** Started at RG. **at NO (10/30):** Started at RG. **Buf (11/7):** Started at RG. **at NE (11/13):** Started at RG. **Phi (11/20):** Started at RG. **at TB (11/27):** Started at RG. **Car (12/4):** Started at RG and helped lead team to season highs in total yards - 534, and rushing yards - 240. **at GB (12/11):** Started at RG. **at GB (12/11):** Started at RG. **Ariz (12/24):** Started at RG.



**99** **QUINTON JEFFERSON**  
DEFENSIVE TACKLE

Height 6-4  
Weight 291  
College Maryland  
NFL Seasons Rookie  
Born March 31, 1993  
Hometown Pittsburgh, Pa.

**JEFFERSON'S 2016 SEASON**

Placed on injured reserve (knee) October 25. **Mia (9/11):** Saw action in first-career game in D-line rotation. **SF (9/25):** Inactive. **at NYJ (10/2):** Saw limited action at DT. **Atl (10/16):** Inactive (thumb). **at Ariz (10/23):** Inactive after injuring knee during the practice week.

**JEFFERSON'S 2016 GAME-BY-GAME**

Game	G/S	T	S	A	QB	Yds.	QH	Int.	Yds.	PD	FF	FR	Yds.
Miami (9/11)	1/0	1	0	1	0.0	0.0	0	0	0	0	0	0	0
at L.A. (9/18)	1/0	0	0	0	0.0	0.0	0	0	0	0	0	0	0
SF (9/25)	0/0				Inactive								
at NYJ (10/2)	1/0	0	0	0	0.0	0.0	0	0	0	0	0	0	0
Atl (10/16)	0/0				Inactive (thumb)								
at Ariz (10/23)	0/0				Inactive (knee)								
<b>Totals</b>	<b>3/0</b>	<b>1</b>	<b>0</b>	<b>1</b>	<b>0.0</b>	<b>0.0</b>	<b>0</b>	<b>0</b>	<b>0</b>	<b>0</b>	<b>0</b>	<b>0</b>	<b>0</b>



92

## JOHN JENKINS

### DEFENSIVE TACKLE

Height	6-4
Weight	343
College	Georgia
Seasons	NFL 4th, Seahawks 1st
Born	July 11, 1989
Hometown	Meriden, Conn.

#### NFL TRANSACTIONS:

04/26/13: Drafted by New Orleans (3rd round, 82nd)  
 12/27/14: Placed on IR (abdomen)  
 11/08/16: Waived by New Orleans

#### NFL CAREER HIGHLIGHTS:

- Started 22 of 49 games with New Orleans from 2013-16.
- Posted a career-high 66 tackles in 2015.
- Totaled a career-best 11 tackles vs. Tennessee on November 8, 2015, which included half of a sack.
- Was placed on injured reserve December 27, 2014, before the season finale with an abdomen injury.

**COLLEGE:** Started 20 of 37 career games at nose guard in two seasons for the Bulldogs, totaling 78 tackles (36 solo), four sacks and eight stops for loss. Also added one interception, one pass defended, one forced fumble and two fumble recoveries. Started all 13 games played as a senior and finished with 50 tackles,

a sack, fumble recovery and a pass defended. Named team's Defensive Co-MVP and to Phil Steele's All-SEC second team. Received team's Newcomer of the Year Award after appearing in all 14 games at Georgia in 2011. Played two seasons at Mississippi Gulf Coast Community College (2009-10). Also saw some time on offense as a freshman, carrying six times for 41 yards and a TD. As a sophomore, named a four-star player by multiple outlets and the sixth-best junior college player in the nation by Scout.com as he started all 10 games and recorded 41 tackles and 2.0 sacks. Registered 3.0 sacks as a freshman.

**PERSONAL:** Attended Francis T. Maloney (Meriden, Conn.) High School. Played tackle, defensive end and fullback in short-yardage situations. Named to the All-Central Connecticut South League squad as a senior. Also competed as a forward on the basketball team where, as a junior, helped the Spartans capture the South League title after finishing with a 27-1 record, ranked third in the state's final poll. Majored in child and family development.

## JENKINS' NFL RECORD

Club	G/S	Tackles			Sacks		Interceptions									
		Tkl	So	Ast	QB	Yds	No	Yds	Avg	LG	TD	PD	FF	FR	Yds	
2013 New Orleans	16/5	29	15	14	0.0	0.0	0	0	0.0	0	0	0	0	0	0	0
2014 New Orleans	12/4	41	24	17	1.0	6.0	0	0	0.0	0	0	0	0	0	0	0
2015 New Orleans	14/12	66	32	34	0.5	2.5	0	0	0.0	0	0	1	1	1	1	0
2016 New Orleans	7/1	0	0	0	0.0	0.0	0	0	0.0	0	0	0	0	0	0	0
Seattle	2/0	3	0	3	0.0	0.0	0	0	0.0	0	0	0	0	0	0	0
<b>NFL TOTALS</b>	<b>51/22</b>	<b>139</b>	<b>71</b>	<b>68</b>	<b>1.5</b>	<b>8.5</b>	<b>0</b>	<b>0</b>	<b>0.0</b>	<b>0</b>	<b>0</b>	<b>1</b>	<b>1</b>	<b>1</b>	<b>1</b>	<b>0</b>

### POSTSEASON

Club	G/S	Tackles			Sacks		Interceptions									
		Tkl	So	Ast	QB	Yds	No	Yds	Avg	LG	TD	PD	FF	FR	Yds	
2013 New Orleans	2/0	7	4	3	1.0	0.0	0	0	0.0	0	0	0	0	0	0	0
<b>NFL TOTALS</b>	<b>2/0</b>	<b>7</b>	<b>4</b>	<b>3</b>	<b>1.0</b>	<b>0.0</b>	<b>0</b>	<b>0</b>	<b>0.0</b>	<b>0</b>	<b>0</b>	<b>0</b>	<b>0</b>	<b>0</b>	<b>0</b>	<b>0</b>

## JENKINS' SINGLE-GAME HIGHS

**Tackles:** 11 vs. Tennessee (11/8/15)  
**Sacks:** 1 at Chicago (12/15/14)  
**INT:** None

**FF:** 1 at Atlanta (1/3/16)  
**FR:** 1 at Atlanta (1/3/16)

## JENKINS' 2016 SEASON

Waived by New Orleans November 8. Signed with the Seahawks November 15. **Phi (11/20):** Saw action in first game after signing with Seattle and assisted on three tackles. **Car (12/4):** Inactive. **at GB (12/11):** Inactive. **LA (12/15):** Inactive. **Ariz (12/24):** Inactive.

### JENKINS' 2016 GAME-BY-GAME

Game	G/S	T	S	A	QB	Yds.	QH	Int.	Yds.	PD	FF	FR	Yds.
With New Orleans													
Oak (9/11)	1/0	3	2	1	0.0	0.0	0	0	0	0	0	0	0
TB (9/18)	1/0	2	1	1	0.0	0.0	0	0	0	0	0	0	0
Atl (9/26)	1/1	1	0	1	0.0	0.0	0	0	0	0	0	0	0
at SD (10/2)	1/0	0	0	0	0.0	0.0	0	0	0	0	0	0	0
Car (10/16)	1/0	3	2	1	0.0	0.0	0	0	0	0	0	0	0
at KC (10/23)	1/0	2	2	0	0.0	0.0	0	0	0	0	0	0	0
Sea (10/30)	1/0	1	1	0	0.0	0.0	0	0	0	0	0	0	0
at SF (11/6)													
With Seattle													
Phi (11/20)	1/0	3	0	3	0.0	0.0	0	0	0	0	0	0	0
at TB (11/27)	1/0	0	0	0	0.0	0.0	0	0	0	0	0	0	0
Car (12/4)													
at GB (12/11)													
L.A. (12/15)													
Ariz (12/24)													
<b>NFL Totals</b>	<b>9/1</b>	<b>15</b>	<b>8</b>	<b>7</b>	<b>0.0</b>	<b>0.0</b>	<b>0</b>	<b>0</b>	<b>0</b>	<b>0</b>	<b>0</b>	<b>0</b>	<b>0</b>
<b>Seattle Totals</b>	<b>2/0</b>	<b>3</b>	<b>0</b>	<b>3</b>	<b>0.0</b>	<b>0.0</b>	<b>0</b>	<b>0</b>	<b>0</b>	<b>0</b>	<b>0</b>	<b>0</b>	<b>0</b>



32

## JERON JOHNSON

### SAFETY

Height	5-10
Weight	212
College	Boise State
Seasons	NFL 6th, Seahawks 5th
Born	June 12, 1988
Hometown	Compton, Calif.

#### NFL TRANSACTIONS:

07/26/11: Signed with Seattle as undrafted FA  
 03/16/15: Signed with Washington as UFA  
 03/07/16: Released by Washington  
 08/06/16: Signed with Kansas City as UFA  
 09/03/16: Released by Kansas City  
 12/07/16: Signed with Seattle as UFA

#### NFL CAREER HIGHLIGHTS:

- Has played in 62 career games with three starts with Seattle and Washington.
- Part of Seahawks teams that won Super Bowl XLVIII and appeared in Super Bowl XLIX.
- Played in 15 regular season games in 2014 and one postseason game for eventual NFC Champions. Notched 11 tackles (eight solo), a pass defended and a fumble recovery in the regular season. Made first-career start vs. N.Y. Giants (11/9), collecting a team-high eight total tackles and a pass defended.
- Played in seven games in 2013 due to hamstring issues for the eventual Super Bowl XLVIII

champions. Placed on injured reserve December 11.

**COLLEGE:** Played collegiately at Boise State from 2007-10, starting 44 games for the Broncos and leading the team in tackles in each of his final three seasons. Earned all-conference honors three consecutive years. Named first-team All-WAC in 2010 after recording 82 total tackles (45 solo) as a senior. Named second-team All-WAC in 2008 and 2009. Finished career ranked 12th in career tackles (318) at Boise State. Redshirted in 2006.

**PERSONAL:** Attended Dominguez H.S. in Compton, Calif., where he was a four-year letterman and was named San Gabriel Valley League defensive MVP as both a junior and senior. Named to the Press Telegram Dream Team. Earned First-Team All-CIF honors. Finished senior season with 148 tackles, five sacks, two interceptions, five forced fumbles, three fumble recoveries, one defensive touchdown and a punt return for a touchdown. Majored in communications.

## JOHNSON'S NFL RECORD

Club	G/S	Tackles			Sacks		Interceptions									
		Tkl	So	Ast	QB	Yds	No	Yds	Avg	LG	TD	PD	FF	FR	Yds	
2011 Seattle	7/0	2	1	1	0.0	0.0	0	0	0.0	0	0	0	0	0	0	0
2012 Seattle	16/0	4	3	1	2.0	3.0	0	0	0.0	0	0	0	0	1	0	0
2013 Seattle	7/0	2	2	0	0.0	0.0	0	0	0.0	0	0	0	0	0	0	0
2014 Seattle	15/1	11	8	3	0.0	0.0	0	0	0.0	0	0	1	0	1	0	0
2015 Washington	14/2	12	8	4	0.0	0.0	0	0	0.0	0	0	0	0	0	0	0
2016 Seattle	3/0	3	0	3	0.0	0.0	0	0	0.0	0	0	0	0	0	0	0
<b>NFL TOTALS</b>	<b>62/3</b>	<b>34</b>	<b>22</b>	<b>12</b>	<b>2.0</b>	<b>3.0</b>	<b>0</b>	<b>0</b>	<b>0.0</b>	<b>0</b>	<b>0</b>	<b>1</b>	<b>1</b>	<b>1</b>	<b>1</b>	<b>0</b>

#### POSTSEASON

Club	G/S	Tackles			Sacks		Interceptions									
		Tkl	So	Ast	QB	Yds	No	Yds	Avg	LG	TD	PD	FF	FR	Yds	
2012 Seattle	2/0	0	0	0	0.0	0.0	0	0	0.0	0	0	0	0	0	0	0
2014 Seattle	1/0	0	0	0	0.0	0.0	0	0	0.0	0	0	0	0	0	0	0
2015 Washington	1/0	0	0	0	0.0	0.0	0	0	0.0	0	0	0	0	0	0	0
<b>NFL TOTALS</b>	<b>4/0</b>	<b>0</b>	<b>0</b>	<b>0</b>	<b>0.0</b>	<b>0.0</b>	<b>0</b>	<b>0</b>	<b>0.0</b>	<b>0</b>	<b>0</b>	<b>0</b>	<b>0</b>	<b>0</b>	<b>0</b>	<b>0</b>

## JOHNSON'S SINGLE-GAME HIGHS

**Tackles:** 8 vs. NY Giants (11/9/14)      **FF:** 1 vs. Arizona (12/9/12)  
**Sacks:** 1, 2 Times, Last vs. Arizona (12/9/12)      **FR:** 1 at Kansas City (11/16/14)  
**INT:** None

## ADDITIONAL STATS

**Special Teams Tackles:** 2011 (4); 2012 (8); 2013 (4); 2014 (8); 2016 (2); **Career:** 26.

## JOHNSON'S 2016 SEASON

Signed with Seattle on December 7. **at GB (12/11):** Saw action on special teams in first game after signing with Seattle. **LA (12/15):** Saw limited action at safety. **Ariz (12/24):** Saw limited action at safety.

## JOHNSON'S 2016 GAME-BY-GAME

Game	G/S	T	S	A	QB	Yds.	QH	Int.	Yds.	PD	FF	FR	Yds.
at GB (12/11)	1/0	0	0	0	0.0	0.0	0	0	0	0	0	0	0
L.A. (12/15)	1/0	1	0	1	0.0	0.0	0	0	0	0	0	0	0
Ariz (12/24)	1/0	2	0	2	0.0	0.0	0	0	0	0	0	0	0
<b>Totals</b>	<b>3/0</b>	<b>3</b>	<b>0</b>	<b>3</b>	<b>0.0</b>	<b>0.0</b>	<b>0</b>	<b>0</b>	<b>0</b>	<b>0</b>	<b>0</b>	<b>0</b>	<b>0</b>





15

## JERMAINE KEARSE

### WIDE RECEIVER

Height 6-1  
Weight 209  
College Washington  
Seasons NFL 5th, Seahawks 5th  
Born February 6, 1990  
Hometown Lakewood, Wash.

## KEARSE'S NFL RECORD

Year	Club	G/S	No	Yds	Avg	LG	TD
2012	Seattle	7/1	3	31	10.3	17	0
2013	Seattle	15/5	22	346	15.7	43t	4
2014	Seattle	15/14	38	537	14.1	60	1
2015	Seattle	16/16	49	685	14.0	50	5
2016	Seattle	15/14	39	466	11.9	31	1
<b>NFL TOTALS</b>		<b>68/50</b>	<b>151</b>	<b>2,065</b>	<b>13.7</b>	<b>60</b>	<b>11</b>

POSTSEASON							
Year	Club	G/S	No	Yds	Avg	LG	TD
2012	Seattle	2/0	0	0	0.0	0	0
2013	Seattle	3/1	7	134	19.1	35t	2
2014	Seattle	3/3	7	209	29.9	63t	2
2015	Seattle	2/2	14	128	9.1	17	2
<b>NFL TOTALS</b>		<b>10/6</b>	<b>28</b>	<b>479</b>	<b>17.1</b>	<b>63t</b>	<b>6</b>

### KEARSE'S SINGLE-GAME HIGHS

**Most Rec.:** 8, at St. Louis (9/13/15)      **Most Yards:** 110 vs. Cleveland (12/20/15)  
**Most TDs:** 2 vs. Pittsburgh (11/29/15)      **Longest Reception:** 60, vs. N.Y. Giants (11/9/14)

### ADDITIONAL STATS

**Rushing:** 2014 (2 attempts for 15 yards, long of 11); **Career** (2 attempts for 15 yards, long of 11).  
**Special Teams Tackles:** 2012 (3), 2013 (5, blocked punt), 2014 (2, FF), 2015 (3); **Career** (13, FF, blocked punt).  
**Kickoff Returns:** 2013 (13 returns for 283 yards, 21.8 avg., long of 40)  
**Postseason Special Teams Tackles:** 2012 (1); **Career** (1).

## KEARSE'S 2016 SEASON

at LA (9/18): Did not start when team opened in 3-TE set. at NO (10/30): Tied for team lead with four receptions and totaled 57 yards. **Ariz (12/24):** Had first receiving TD of the season.

## GAME-BY-GAME RECEIVING

2012	Opponent	No	Yds	Avg	LG	TD	2013	Opponent	No	Yds	Avg	LG	TD
Games 1-8	Practice Squad						9/8	at Carolina	2	49	24.5	43t	1
11/4	Min	1	6	6.0	6	0	9/15	San Francisco	0	0	0.0	0	0
11/11	NYJ	0	0	0.0	0	0	9/22	Jacksonville	1	17	17.0	17	0
11/25	at Mia	1	8	8.0	8	0	9/29	at Houston	0	0	0.0	0	0
12/2	at Chi	Inactive					10/6	at Indianapolis	1	28	28.0	28t	1
12/9	Ari	0	0	0.0	0	0	10/13	Tennessee	3	17	5.7	11	0
12/16	at Buf	0	0	0.0	0	0	10/17	at Arizona	1	17	17.0	17	0
12/23	SF	1	17	17.0	17	0	10/28	at St. Louis	0	0	0.0	0	0
12/30	Ari	0	0	0.0	0	0	11/3	Tampa Bay	2	43	21.5	27	1
<b>TOTALS (7/1)</b>		<b>3</b>	<b>31</b>	<b>10.3</b>	<b>17</b>	<b>0</b>	11/10	at Atlanta	3	75	25.0	43t	1
1/6	at Was	0	0	0.0	0	0	11/17	Minnesota	0	0	0.0	0	0
1/13	at Atl	0	0	0.0	0	0	12/2	New Orleans	2	26	13.0	19	0
<b>PLAYOFFS (2/0)</b>		<b>0</b>	<b>0</b>	<b>0</b>	<b>0</b>	<b>0</b>	12/8	at San Francisco	2	15	7.5	9	0
							12/15	at N.Y. Giants	2	21	10.5	13	0
							12/22	Arizona	3	38	12.7	18	0
							12/29	St. Louis	Did Not Play (ankle)				
<b>TOTALS (15/5)</b>		<b>22</b>	<b>346</b>	<b>15.7</b>	<b>43t</b>	<b>4</b>							
1/11	New Orleans	1	25	25.0	25	0							
1/19	San Francisco	2	44	22.0	35t	1							
2/2	Denver	4	65	16.3	24	1							
<b>PLAYOFFS (3/1)</b>		<b>7</b>	<b>134</b>	<b>19.1</b>	<b>35t</b>	<b>2</b>							

2014	Opponent	No	Yds	Avg	LG	TD	2015	Opponent	No	Yds	Avg	LG	TD
9/04	Green Bay	1	8	8.0	8	0	9/13	at St. Louis	8	76	9.5	23	0
9/14	at San Diego	4	61	15.3	30	0	9/20	at Green Bay	0	0	0.0	0	0
9/21	Denver	2	22	11.0	12	0	9/27	Chicago	6	76	12.7	22	0
10/06	at Washington	1	15	15.0	15t	1	10/5	Detroit	2	84	42.0	50	0
10/12	Dallas	3	62	20.7	53	0	10/11	at Cincinnati	2	38	19.0	30t	1
10/19	at St. Louis	3	50	16.7	29	0	10/18	Carolina	0	0	0.0	0	0
10/26	at Carolina	2	15	7.5	12	0	10/22	at San Francisco	3	64	21.3	36	0
11/02	Oakland	1	4	4.0	4	0	11/1	at Dallas	0	0	0.0	0	0
11/09	N.Y. Giants	3	70	23.3	60	0	11/15	Arizona	1	10	10.0	10	0
11/16	at Kansas City	5	54	10.8	24	0	11/22	San Francisco	3	34	11.3	18	0
11/23	Arizona	1	19	19.0	19	0	11/29	Pittsburgh	4	47	11.8	22	2
11/27	at San Francisco	3	34	11.3	17	0	12/6	at Minnesota	0	0	0.0	0	0
12/07	at Philadelphia	3	37	12.3	20	0	12/13	at Baltimore	7	74	10.6	20	0
12/14	San Francisco	5	78	15.6	47	0	12/20	Cleveland	7	110	15.7	39	0
12/21	at Arizona	1	8	8.0	8	0	12/27	St. Louis	3	38	12.7	18t	1
12/28	St. Louis	Inactive (hamstring)					1/3	at Arizona	3	34	11.3	24t	1
<b>TOTALS (15/14)</b>		<b>38</b>	<b>537</b>	<b>14.1</b>	<b>60</b>	<b>1</b>	<b>TOTALS (16/16)</b>		<b>49</b>	<b>685</b>	<b>14.0</b>	<b>50</b>	<b>5</b>
1/10	Carolina	3	129	43.0	63t	1	1/10	at Minnesota	3	18	6.0	8	0
1/18	Green Bay	1	35	35.0	35t	1	1/17	at Carolina	11	110	10.0	17	2
2/1	New England	3	45	15.0	33	0	<b>PLAYOFF TOTALS (2/2)</b>		<b>14</b>	<b>128</b>	<b>9.1</b>	<b>17</b>	<b>2</b>
<b>PLAYOFFS (3/3)</b>		<b>7</b>	<b>209</b>	<b>29.9</b>	<b>63t</b>	<b>2</b>							

2016	Opponent	No	Yds	Avg	LG	TD
9/11	Miami	5	57	11.4	24	0
9/18	at L.A.	2	11	5.5	9	0
9/25	San Francisco	2	11	5.5	9	0
10/2	at N.Y. Jets	3	23	7.7	10	0
10/16	Atlanta	3	35	11.7	16	0
10/23	at Arizona	3	51	17.0	31	0
10/30	at New Orleans	4	57	14.3	23	0
11/7	Buffalo	2	36	18.0	20	0
11/13	at New England	2	26	13.0	20	0
11/20	Philadelphia	2	29	14.5	17	0
11/27	at Tampa Bay	1	18	18.0	18	0
12/4	Carolina	5	68	13.6	31	0
12/11	at Green Bay	1	7	7.0	7	0
12/15	Los Angeles	0	0	0.0	0	0
12/24	Arizona	4	37	9.3	16	1
<b>TOTALS (15/14)</b>		<b>39</b>	<b>466</b>	<b>11.9</b>	<b>31</b>	<b>1</b>





20

## JEREMY LANE

### CORNERBACK

Height 6-0  
 Weight 190  
 College Northwestern St. (La.)  
 Seasons NFL 5th, Seahawks 5th  
 Born July 14, 1990  
 Hometown Tyler, Texas

## LANE'S NFL RECORD

Club	G/S	Tackles			Sacks		Interceptions									
		Tkl	So	Ast	QB	Yds	No	Yds	Avg	LG	TD	PD	FF	FR	Yds	
2012 Seattle	13/3	10	5	5	0.0	0.0	0	0	0.0	0	0	0	0	0	0	0
2013 Seattle	15/0	12	9	3	0.0	0.0	0	0	0.0	0	0	4	0	0	0	
2014 Seattle	7/1	12	8	4	0.0	0.0	0	0	0.0	0	0	3	1	0	0	
2015 Seattle	6/2	11	10	1	0.0	0.0	2	60	30.0	54	0	6	0	0	0	
2016 Seattle	15/9	44	31	13	0.0	0.0	0	0	0.0	0	0	2	0	0	0	
<b>NFL TOTALS</b>	<b>56/15</b>	<b>89</b>	<b>63</b>	<b>26</b>	<b>0.0</b>	<b>0.0</b>	<b>2</b>	<b>60</b>	<b>30.0</b>	<b>54</b>	<b>0</b>	<b>15</b>	<b>1</b>	<b>0</b>	<b>0</b>	

### POSTSEASON

Club	G/S	Tackles			Sacks		Interceptions								
		Tkl	So	Ast	QB	Yds	No	Yds	Avg	LG	TD	PD	FF	FR	Yds
2012 Seattle	2/0	Special Teams Only													
2013 Seattle	3/0	1	1	0	0.0	0.0	0	0	0.0	0	0	0	0	0	0
2014 Seattle	3/0	7	5	2	0.0	0.0	1	14	14.0	14	0	1	0	0	0
2015 Seattle	2/1	4	2	2	0.0	0.0	0	0	0.0	0	0	1	0	0	0
<b>NFL TOTALS</b>	<b>10/1</b>	<b>12</b>	<b>8</b>	<b>4</b>	<b>0.0</b>	<b>0.0</b>	<b>1</b>	<b>14</b>	<b>14.0</b>	<b>14</b>	<b>0</b>	<b>2</b>	<b>0</b>	<b>0</b>	<b>0</b>

### LANE'S SINGLE-GAME HIGHS

**Tackles:** 7 at Arizona (10/23/16)      **FF:** 1 vs. Arizona (11/23/14)  
**Sacks:** None      **FR:** None  
**Int.:** 1, 2 Times, Last at Arizona (1/3/16)

### ADDITIONAL STATS

**Special Teams Tackles:** 2012 (5), 2013 (13), 2014 (1), 2015 (1), 2016 (2); **Career:** (22).  
**Postseason Special Teams Tackles:** 2012 (2), 2013 (3), 2014 (3), 2015 (0); **Career:** (8).

## LANE'S 2016 SEASON

**at Ariz (10/23):** Set a career high with seven tackles (6 solo). **at NE (11/13):** Started when team opened in nickel. **Phi (11/20):** Filled in for DeShawn Shead after he left the game in the first half with a hamstring injury. **at TB (11/27):** Started in place of DeShawn Shead (hamstring).

### LANE'S 2016 GAME-BY-GAME

Game	G/S	T	S	A	QB	Yds.	QH	Int.	Yds.	PD	FF	FR	Yds.
Miami (9/11)	1/1	3	2	1	0.0	0.0	0	0	0	1	0	0	0
at L.A. (9/18)	1/0	1	1	0	0.0	0.0	0	0	0	0	0	0	0
SF (9/25)	1/1	4	3	1	0.0	0.0	0	0	0	0	0	0	0
at NYJ (10/2)	1/1	4	3	1	0.0	0.0	0	0	0	0	0	0	0
Atl (10/16)	1/1	2	1	1	0.0	0.0	0	0	0	0	0	0	0
at Ariz (10/23)	1/0	7	6	1	0.0	0.0	0	0	0	1	0	0	0
at NO (10/30)	1/0	2	2	0	0.0	0.0	0	0	0	0	0	0	0
Buf (11/7)	1/0	3	2	1	0.0	0.0	0	0	0	0	0	0	0
at NE (11/13)	1/1	0	0	0	0.0	0.0	0	0	0	0	0	0	0
Phi (11/20)	1/0	6	5	1	0.0	0.0	0	0	0	0	0	0	0
at TB (11/27)	1/1	3	2	1	0.0	0.0	0	0	0	0	0	0	0
Car (12/4)	1/0	1	0	1	0.0	0.0	0	0	0	0	0	0	0
at GB (12/11)	1/1	2	1	1	0.0	0.0	0	0	0	0	0	0	0
L.A. (12/15)	1/1	4	2	2	0.0	0.0	0	0	0	0	0	0	0
Ariz (12/24)	1/1	2	1	1	0.0	0.0	0	0	0	0	0	0	0
<b>Totals</b>	<b>15/9</b>	<b>44</b>	<b>31</b>	<b>13</b>	<b>0.0</b>	<b>0.0</b>	<b>0</b>	<b>0</b>	<b>0</b>	<b>2</b>	<b>0</b>	<b>0</b>	<b>0</b>



16

## TYLER LOCKETT

### WIDE RECEIVER

Height 5-10  
Weight 182  
College Kansas State  
Seasons NFL 2nd, Seahawks 2nd  
Born September 28, 1992  
Hometown Tulsa, Okla.

## LOCKETT'S NFL RECORD

Year	Club	G/S	No	Yds	Avg	LG	TD
2015	Seattle	16/8	51	664	13.0	49t	6
2016	Seattle	15/9	41	597	14.6	57t	1
<b>NFL TOTALS</b>		<b>31/17</b>	<b>92</b>	<b>1,261</b>	<b>13.7</b>	<b>57t</b>	<b>7</b>

Year	Club	G/S	-----Kickoff Returns-----				-----Punt Returns-----					
			No	Yds	Avg	LG	TD	No	Yds	Avg	LG	TD
2015	Seattle	16/8	33	852	25.8	105t	1	40	379	9.5	66	1
2016	Seattle	15/9	23	606	26.3	46	0	29	243	8.4	62	0
<b>NFL TOTALS</b>		<b>31/17</b>	<b>56</b>	<b>1,458</b>	<b>26.0</b>	<b>105t</b>	<b>1</b>	<b>69</b>	<b>622</b>	<b>9.0</b>	<b>66</b>	<b>1</b>

### POSTSEASON

Year	Club	G/S	No	Yds	Avg	LG	TD
2015	Seattle	2/0	4	110	27.5	35	1
<b>NFL TOTALS</b>		<b>2/0</b>	<b>4</b>	<b>110</b>	<b>27.5</b>	<b>35</b>	<b>1</b>

Year	Club	G/S	-----Kickoff Returns-----				-----Punt Returns-----					
			No	Yds	Avg	LG	TD	No	Yds	Avg	LG	TD
2015	Seattle	2/0	4	104	26.0	50	0	4	18	4.5	8	0
<b>NFL TOTALS</b>		<b>2/0</b>	<b>4</b>	<b>104</b>	<b>26.0</b>	<b>50</b>	<b>0</b>	<b>4</b>	<b>18</b>	<b>4.5</b>	<b>8</b>	<b>0</b>

## LOCKETT'S SINGLE-GAME HIGHS

**Most Rec.:** 7, 2 Times, Last vs. L.A. Rams (12/15/16) **Most Yards:** 130 vs. L.A. Rams (12/15/16)  
**Most TDs:** 2, 2 Times, Last at Baltimore (12/13/15) **Longest Rec.:** 57t vs. L.A. Rams (12/15/16)

## ADDITIONAL STATS

**Rushing:** 2015: (Rushed 5 times for 20 yards, 4.0 avg., with a long of 8.), 2016: (Rushed 6 times for 114 yards, 19.0 avg, with a long of 75 and 1 TD); Career: (Rushed 11 times for 134 yards, 12.2 avg, with a long of 75 and 1 TD).

## LOCKETT'S 2016 SEASON

**at LA (9/18):** Led team with four receptions and 99 yards. Left the game in the second quarter with a knee injury, but returned in the fourth quarter and had a career-long 53-yard reception.  
**Car (12/4):** Had a career-long 75 yard rush resulting in first-career rushing TD on the first play of the second half. Also had a season-best five receptions for 63 yards with a long of 40. Had a season-long 46-yard kickoff return that set up a Thomas Rawls TD run two plays later.  
**LA (12/15):** Tied a career high with seven receptions and set a career mark with 130 receiving yards. Had a career-long 57-yard TD reception.  
**Ariz (12/24):** Started at WR, but suffered a broken leg toward the end of the first half on a 28-yard reception at the 1-yard line.

## GAME-BY-GAME RECEIVING

2015	Opponent	No	Yds	Avg	LG	TD	2016	Opponent	No	Yds	Avg	LG	TD
9/13	at St. Louis	4	34	8.5	12	0	9/11	Miami	3	17	5.7	6	0
9/20	at Green Bay	2	17	8.5	17	0	9/18	at L.A. Rams	4	99	24.8	53	0
9/27	Chicago	0	0	0.0	0	0	9/25	San Francisco	0	0	0.0	0	0
10/5	Detroit	4	58	14.5	23	0	10/2	at N.Y. Jets	1	13	13.0	13	0
10/11	at Cincinnati	2	29	14.5	22	0	10/16	Atlanta	3	23	7.7	10	0
10/18	Carolina	0	0	0.0	0	0	10/23	at Arizona	2	13	6.5	8	0
10/22	at San Francisco	5	79	15.8	43t	1	10/30	at New Orleans	4	32	8.0	10	0
11/1	at Dallas	3	36	12.0	16	0	11/7	Buffalo	1	17	17.0	17	0
11/15	Arizona	1	7	7.0	7	0	11/13	at New England	3	72	24.0	36	0
11/22	San Francisco	4	48	12.0	24t	2	11/20	Philadelphia	2	39	19.5	30	0
11/29	Pittsburgh	3	38	12.7	16	0	11/27	at Tampa Bay	0	0	0.0	0	0
12/6	at Minnesota	7	90	12.9	29	0	12/4	Carolina	5	63	12.6	40	0
12/13	at Baltimore	6	104	17.3	49t	2	12/11	at Green Bay	4	41	10.3	15	0
12/20	Cleveland	5	55	11.0	27t	1	12/15	L.A. Rams	7	130	18.6	57t	1
12/27	St. Louis	3	33	11.0	16	0	12/24	Arizona	2	38	19.0	28	0
1/3	at Arizona	2	36	18.0	36	0	<b>TOTALS (15/9)</b>		<b>41</b>	<b>597</b>	<b>14.6</b>	<b>57t</b>	<b>1</b>
<b>TOTALS (16/8)</b>		<b>51</b>	<b>664</b>	<b>13.0</b>	<b>49t</b>	<b>6</b>	1/10	at Minnesota	1	35	35.0	35	0
							1/17	at Carolina	3	75	25.0	33t	1
							<b>PLAYOFF TOTALS (2/0)</b>		<b>4</b>	<b>110</b>	<b>27.5</b>	<b>35</b>	<b>1</b>



# 33

## KELCIE McCRAY

### SAFETY

Height 6-2  
 Weight 202  
 College Arkansas State  
 Seasons NFL 5th, Seahawks 2nd  
 Born September 21, 1988  
 Hometown Columbus, Ga.

## McCRAY'S NFL RECORD

Club	G/S	Tackles			Sacks		Interceptions											
		Tkl	So	Ast	QB	Yds	No	Yds	Avg	LG	TD	PD	FF	FR	Yds			
2012 Miami							Injured Reserve											
2013 Miami	4/0	0	0	0	0.0	0.0	0	0	0.0	0	0	0	0	0	0			
Tampa Bay	11/0	7	3	4	0.0	0.0	0	0	0.0	0	0	1	0	1	0			
2014 Kansas City	16/0	3	2	1	0.0	0.0	0	0	0.0	0	0	0	0	0	0			
2015 Seattle	16/3	25	16	9	0.0	0.0	0	0	0.0	0	0	2	0	0	0			
2016 Seattle	15/4	32	20	12	0.0	0.0	0	0	0.0	0	0	1	0	0	0			
<b>NFL TOTALS</b>	<b>62/7</b>	<b>67</b>	<b>41</b>	<b>26</b>	<b>0.0</b>	<b>0.0</b>	<b>0</b>	<b>0</b>	<b>0.0</b>	<b>0</b>	<b>0</b>	<b>4</b>	<b>0</b>	<b>1</b>	<b>0</b>			

POSTSEASON															
Club	G/S	Tackles			Sacks		Interceptions								
		Tkl	So	Ast	QB	Yds	No	Yds	Avg	LG	TD	PD	FF	FR	Yds
2015 Seattle	2/1	0	0	0	0.0	0.0	0	0	0.0	0	0	0	0	0	0
<b>NFL TOTALS</b>	<b>2/1</b>	<b>0</b>	<b>0</b>	<b>0</b>	<b>0.0</b>	<b>0.0</b>	<b>0</b>	<b>0</b>	<b>0.0</b>	<b>0</b>	<b>0</b>	<b>0</b>	<b>0</b>	<b>0</b>	<b>0</b>

### McCRAY'S SINGLE-GAME HIGHS

**Tackles:** 13 vs. Buffalo (11/7/16)      **FF:** None  
**Sacks:** None      **FR:** 1 at Detroit (11/24/13)  
**Int.:** None

### ADDITIONAL STATS

**Special Teams Tackles:** 2013 (5); 2014 (8); 2015 (12), 2016 (3); **Career:** (28).  
**Postseason:** 2015 (1); **Career:** (1).

## McCRAY'S 2016 SEASON

**Atl (10/16):** Started at SS in place of Kam Chancellor (groin) and had three tackles. **at Ariz (10/23):** Started at SS and had season high six tackles (5 solo), including a game-saving tackle in OT at the Seahawks 5-yard line. **at NO (10/30):** Started third-straight game and tied a career high with 10 tackles (6 solo). **Buf (11/7):** Set career high with 13 tackles (8 solo). **Phi (11/20):** Saw action for one play at SS and on special teams.

### McCRAY'S 2016 GAME-BY-GAME

Game	G/S	T	S	A	QB	Yds.	QH	Int.	Yds.	PD	FF	FR	Yds.
Games 1-4	4/0												
Atl (10/16)	1/1	3	1	2	0.0	0.0	0	0	0	0	0	0	0
at Ariz (10/23)	1/1	6	5	1	0.0	0.0	0	0	0	0	0	0	0
at NO (10/30)	1/1	10	6	4	0.0	0.0	0	0	0	0	0	0	0
Buf (11/7)	1/1	13	8	5	0.0	0.0	0	0	0	1	0	0	0
at NE (11/13)	1/0												
Phi (11/20)	1/0	0	0	0	0.0	0.0	0	0	0	0	0	0	0
at TB (11/27)	1/0												
Car (12/4)	1/0	0	0	0	0.0	0.0	0	0	0	0	0	0	0
at GB (12/11)	1/0												
L.A. (12/15)	1/0	0	0	0	0.0	0.0	0	0	0	0	0	0	0
Ariz (12/24)	1/0	0	0	0	0.0	0.0	0	0	0	0	0	0	0
<b>Totals</b>	<b>15/4</b>	<b>32</b>	<b>20</b>	<b>12</b>	<b>0.0</b>	<b>0.0</b>	<b>0</b>	<b>0</b>	<b>0</b>	<b>1</b>	<b>0</b>	<b>0</b>	<b>0</b>



93

## TONY McDANIEL

### DEFENSIVE TACKLE

Height	6-7
Weight	305
College	Tennessee
Seasons	NFL 11th, Seahawks 3rd
Born	January 20, 1985
Hometown	Columbia, S.C.

#### NFL TRANSACTIONS:

04/30/06: Signed with Jacksonville as undrafted FA  
 03/20/09: Traded by Jacksonville to Miami  
 04/03/12: Signed with Seattle as UFA  
 08/11/15: Signed with Tampa Bay as UFA  
 08/16/16: Signed with Seattle as UFA

#### NFL CAREER HIGHLIGHTS:

- Recorded 31 tackles (16 solo) in 16 games played with 14 starts in 2014.
- In his first season in Seattle, led all defensive linemen with a career-high 52 tackles (23 solo) and added 2.0 sacks and one fumble recovery in 16 games played with 15 starts. Played in all three postseason games with two starts and tallied four tackles (three solo).
- Originally signed by Jacksonville as an undrafted rookie free agent on April 30, 2006, where he spent three seasons. Traded to Miami on March 20, 2009 and played four seasons with the Dolphins.

- Posted a career-high 36 tackles (30 solo) and 2.5 sacks in 2010, playing in 15 games with one start. Tied sacks-high the following year in 2011.

- Recorded a career-high 10 tackles (nine solo) vs. Tennessee (11/5/06).

- Ended 2007 and 2008 seasons on injured reserve (wrist and toe, respectively).

**COLLEGE:** Three-year letterman as a defensive tackle at Tennessee and left school following his junior season. Collected 33 career tackles, six for a loss, and one sack. Played in nine games as a junior and finished with 13 tackles. Appeared in 13 games with one start as a sophomore and played in 11 games as a true freshman.

**PERSONAL:** Attended W.J. Keenan High in Columbia, S.C. Earned All-State honors as a senior, recording nearly 100 tackles and 15 sacks as a senior. Majored in arts and sciences. Has two sons, Ataeous and Anthony.

## McDANIEL'S NFL RECORD

Club	G/S	Tackles			Sacks		Interceptions									
		Tkl	So	Ast	QB	Yds	No	Yds	Avg	LG	TD	PD	FF	FR	Yds	
2006 Jacksonville	11/0	21	15	6	1.0	7.5	0	0	0.0	0	0	0	0	0	0	0
2007 Jacksonville	4/0	4	4	0	0.0	0.0	0	0	0.0	0	0	0	0	0	0	0
2008 Jacksonville	10/3	22	15	7	0.5	4.0	0	0	0.0	0	0	0	0	0	0	0
2009 Miami	16/0	16	13	3	1.5	16.5	0	0	0.0	0	0	1	0	0	0	0
2010 Miami	15/1	36	30	6	2.5	11.5	0	0	0.0	0	0	3	0	0	0	0
2011 Miami	12/1	19	13	6	2.5	12.5	0	0	0.0	0	0	2	0	0	0	0
2012 Miami	11/0	11	6	5	0.5	3.0	0	0	0.0	0	0	1	0	1	0	0
2013 Seattle	16/15	52	23	29	2.0	16.0	0	0	0.0	0	0	1	0	1	0	0
2014 Seattle	16/14	31	16	15	0.0	0.0	0	0	0.0	0	0	1	0	0	0	0
2015 Tampa Bay	14/3	25	13	12	1.0	6.0	0	0	0.0	0	0	1	0	0	0	0
2016 Seattle	15/10	39	16	23	0.0	0.0	0	0	0.0	0	0	3	0	1	0	0
<b>NFL TOTALS</b>	<b>140/47</b>	<b>276</b>	<b>164</b>	<b>112</b>	<b>11.5</b>	<b>77.0</b>	<b>0</b>	<b>0</b>	<b>0.0</b>	<b>0</b>	<b>0</b>	<b>13</b>	<b>0</b>	<b>3</b>	<b>0</b>	<b>0</b>

#### POSTSEASON

Club	G/S	Tackles			Sacks		Interceptions									
		Tkl	So	Ast	QB	Yds	No	Yds	Avg	LG	TD	PD	FF	FR	Yds	
2013 Seattle	3/2	4	3	1	0.0	0.0	0	0	0.0	0	0	1	0	0	0	0
2014 Seattle	3/3	10	1	9	0.0	0.0	0	0	0.0	0	0	1	0	1	0	0
<b>NFL TOTALS</b>	<b>6/5</b>	<b>14</b>	<b>4</b>	<b>10</b>	<b>0.0</b>	<b>0.0</b>	<b>0</b>	<b>0</b>	<b>0.0</b>	<b>0</b>	<b>0</b>	<b>2</b>	<b>0</b>	<b>1</b>	<b>0</b>	<b>0</b>

## McDANIEL'S SINGLE-GAME HIGHS

**Tackles:** 10 vs. Tennessee (11/5/06)  
**Sacks:** 1.5 at Buffalo (11/29/09)  
**Int.:** None

**FF:** None  
**FR:** 1, 3 Times, Last vs. Atlanta (10/16/16)

## McDANIEL'S 2016 SEASON

at NYJ (10/2): Started at DT in place of Jarran Reed (hip). Atl (10/16): Had a fumble recovery at the Falcons' 9-yard line that set up a Seahawks TD on the following play.

## McDANIEL'S 2016 GAME-BY-GAME

Game	G/S	T	S	A	QB	Yds.	QH	Int.	Yds.	PD	FF	FR	Yds.
Miami (9/11)	1/0	2	0	2	0.0	0.0	0	0	0	0	0	0	0
at L.A. (9/18)	1/0	1	1	0	0.0	0.0	0	0	0	1	0	0	0
SF (9/25)	1/0	2	0	2	0.0	0.0	0	0	0	0	0	0	0
at NYJ (10/2)	1/1	4	0	4	0.0	0.0	0	0	0	0	0	0	0
Atl (10/16)	1/1	3	1	2	0.0	0.0	0	0	0	0	0	1	0
at Ariz (10/23)	1/1	3	3	0	0.0	0.0	0	0	0	0	0	0	0
at NO (10/30)	1/1	5	2	3	0.0	0.0	0	0	0	0	0	0	0
Buf (11/7)	1/1	1	0	1	0.0	0.0	0	0	0	0	0	0	0
at NE (11/13)	1/1	6	1	5	0.0	0.0	0	0	0	0	0	0	0
Phi (11/20)	1/1	0	0	0	0.0	0.0	0	0	0	1	0	0	0
at TB (11/27)	1/1	5	4	1	0.0	0.0	0	0	0	0	0	0	0
Car (12/4)	1/1	1	0	1	0.0	0.0	1	0	0	0	0	0	0
at GB (12/11)	1/1	6	4	2	0.0	0.0	0	0	0	0	0	0	0
L.A. (12/15)	1/0	0	0	0	0.0	0.0	0	0	0	1	0	0	0
Ariz (12/24)	1/0	0	0	0	0.0	0.0	0	0	0	0	0	0	0
<b>Totals</b>	<b>15/10</b>	<b>39</b>	<b>16</b>	<b>23</b>	<b>0.0</b>	<b>0.0</b>	<b>1</b>	<b>0</b>	<b>0</b>	<b>3</b>	<b>0</b>	<b>1</b>	<b>0</b>



41

## DEWEY McDONALD

### LINEBACKER

Height	6-0
Weight	220
College	California (Pa.)
Seasons	NFL 3rd, Seahawks 1st
Born	June 10, 1990
Hometown	Ranson, West Va.

#### NFL TRANSACTIONS:

05/12/14: Signed with Indianapolis as undrafted FA  
 08/30/14: Waived by Indianapolis  
 09/01/14: Signed to Indianapolis PS  
 09/29/14: Signed to Indianapolis active roster  
 10/27/15: Waived by Indianapolis  
 10/28/15: Claimed by New England  
 11/12/15: Waived by New England  
 12/02/15: Signed to Oakland PS  
 12/29/15: Signed to Oakland active roster  
 09/03/16: Traded by Oakland to Seattle

#### NFL CAREER HIGHLIGHTS:

- Has seen action in 15 career games between 2014-15 with Indianapolis (13), New England (1) and Oakland (1). Played in three total games with three different teams in 2015.
- Totaled 13 special teams tackles in 15 games played from 2014-15. Ranked second for the Colts in 2014 with 13 special teams tackles.
- Saw action in three postseason contests for

Indianapolis in 2014 and totaled two special teams stops.

**COLLEGE:** Started at Fairmont State before transferring to California University (Pa.). Tallied a career-best 89 tackles, six tackles for loss, three interceptions (all returned for TDs) and eight passes defended at California. Named a Don Hansen All-American third-team choice, *D2football.com* All-American honorable mention selection, Don Hansen first-team All-Super Region One choice, first-team All-Daktronics Super Region One selection and first-team PSAC West choice.

**PERSONAL:** Attended Jefferson High School in Shenandoah Junction, West Va., where he was a three-time all-conference and all-area pick. Named the *Martinsburg Journal* Defensive Player of the Year as a junior. Recorded 17 interceptions and more than 1,500 yards and 22 TDs during high school career. Won state championships in the high jump, long jump and as a member of the 4x100 relay.

## McDONALD'S NFL RECORD

Club	G/S	Tackles			Sacks		Interceptions										
		Tkl	So	Ast	QB	Yds	No	Yds	Avg	LG	TD	PD	FF	FR	Yds		
2014 Indianapolis	12/0	0	0	0	0.0	0.0	0	0	0.0	0	0	0	0	0	0	0	0
2015 Indianapolis	1/0	1	0	1	0.0	0.0	0	0	0.0	0	0	0	0	0	0	0	0
New England	1/0	0	0	0	0.0	0.0	0	0	0.0	0	0	0	0	0	0	0	0
Oakland	1/0	0	0	0	0.0	0.0	0	0	0.0	0	0	0	0	0	0	0	0
2016 Seattle	13/0	0	0	0	0.0	0.0	0	0	0.0	0	0	1	0	0	0	0	0
<b>NFL TOTALS</b>	<b>28/0</b>	<b>1</b>	<b>0</b>	<b>1</b>	<b>0.0</b>	<b>0.0</b>	<b>0</b>	<b>0</b>	<b>0.0</b>	<b>0</b>	<b>0</b>	<b>1</b>	<b>0</b>	<b>0</b>	<b>0</b>	<b>0</b>	<b>0</b>

#### POSTSEASON

Club	G/S	Tackles			Sacks		Interceptions										
		Tkl	So	Ast	QB	Yds	No	Yds	Avg	LG	TD	PD	FF	FR	Yds		
2014 Indianapolis	3/0	0	0	0	0.0	0.0	0	0	0.0	0	0	0	0	0	0	0	0
<b>NFL TOTALS</b>	<b>3/0</b>	<b>0</b>	<b>0</b>	<b>0</b>	<b>0.0</b>	<b>0.0</b>	<b>0</b>	<b>0</b>	<b>0.0</b>	<b>0</b>	<b>0</b>	<b>0</b>	<b>0</b>	<b>0</b>	<b>0</b>	<b>0</b>	<b>0</b>

#### McDONALD'S SINGLE-GAME HIGHS

**Tackles:** 1 vs. New Orleans (10/25/15)  
**Sacks:** None  
**Int.:** None

**FF:** None  
**FR:** None

#### ADDITIONAL STATS

Special Teams Tackles: 2014 (13), 2015 (0), 2016 (6); Career: 19.

## McDONALD'S 2016 SEASON

**Mia (9/11):** Inactive. **at LA (9/18):** Inactive. **SF (9/25):** Active for first time of the season and saw action on special teams. **at NYJ (10/2):** Saw action on special teams. **at NO (10/30):** Saw action on special teams. **Buf (11/7):** Saw action on special teams. **at NE (11/13):** Saw action on special teams and had a tackle.

#### McDONALD'S 2016 GAME-BY-GAME

Game	G/S	T	S	A	QB	Yds.	QH	Int.	Yds.	PD	FF	FR	Yds.
Games 1-2	0/0			Inactive									
Games 3-13	11/0			Special Teams Only									
L.A. (12/15)	1/0	0	0	0	0.0	0.0	0	0	0	1	0	0	0
Ariz (12/24)	1/0			Special Teams Only									
<b>Totals</b>	<b>13/0</b>	<b>0</b>	<b>0</b>	<b>0</b>	<b>0.0</b>	<b>0.0</b>	<b>0</b>	<b>0</b>	<b>0</b>	<b>1</b>	<b>0</b>	<b>0</b>	<b>0</b>



19

## TANNER McEVOY

### WIDE RECEIVER

Height	6-6
Weight	230
College	Wisconsin
Seasons	Rookie
Born	January 26, 1993
Hometown	Hillsdale, N.J.

## McEVOY'S 2016 SEASON

**Mia (9/11):** Saw first-career action. **at LA (9/18):** Inactive. **SF (9/25):** Saw action at WR but did not have a reception. **at NYJ (10/2):** Had first-career reception - a 42-yard TD. **at Ariz (10/23):** Created the Seahawks only score in regulation after blocking a punt with 4:44 remaining in the game. Was recovered at the Cardinals 27-yard line and led to a game-tying FG. **at NO (10/30):** Saw action at WR, but the former Wisconsin QB had a 43-yard double pass completion to C.J. Prosise to the Saints' 2-yard line setting up a Christine Michael TD run on the next play. **at GB (12/11):** Had a career-high three receptions for 41 yards and a 21-yard TD.

2016	Opponent	No	Yds	Avg	LG	TD
9/11	Miami	0	0	0.0	0	0
9/18	at L.A. Rams	Inactive				
9/25	San Francisco	0	0	0.0	0	0
10/2	at N.Y. Jets	1	42	42.0	42t	1
10/16	Atlanta	1	17	17.0	17	0
10/23	at Arizona	1	10	10.0	10	0
10/30	at New Orleans	0	0	0.0	0	0
11/7	Buffalo	0	0	0.0	0	0
11/13	at New England	Inactive				
11/20	Philadelphia	0	0	0.0	0	0
11/27	at Tampa Bay	0	0	0.0	0	0
12/4	Carolina	1	14	14.0	14	0
12/11	at Green Bay	3	41	13.7	21t	1
12/15	L. A. Rams	0	0	0.0	0	0
12/24	Arizona	0	0	0.0	0	0
<b>TOTALS (13/0)</b>		<b>7</b>	<b>124</b>	<b>17.7</b>	<b>42t</b>	<b>2</b>

**Additional Stats: Special Teams** - Blocked punt 1. **Passing** - (1/1 - 43 yards).



30

## J.D. McKISSIC

### RUNNING BACK

Height	5-10
Weight	187
College	Arkansas State
Seasons	Rookie
Born	October 15, 1993
Hometown	Phenix City, Alabama

## McKISSIC'S 2016 SEASON

Claimed off waivers from Atlanta on December 20. **Ariz (12/24):** Inactive.

2016	Opponent	-----Rushing-----					-----Receiving-----					Total
		Att	Yds	Avg	LG	TD	Rec	Yds	Avg	LG	TD	
With Atlanta												
Games 1-13		Practice Squad										
12/18	San Francisco	Inactive										
With Seattle												
12/24	Arizona	Inactive										
<b>TOTALS (0/0)</b>		<b>0</b>	<b>0</b>	<b>0.0</b>	<b>0</b>	<b>0</b>	<b>0</b>	<b>0</b>	<b>0.0</b>	<b>0</b>	<b>0</b>	<b>0</b>



91

## CASSIUS MARSH

### DEFENSIVE END/LINEBACKER

Height	6-4
Weight	245
College	UCLA
Seasons	NFL 3rd, Seahawks 3rd
Born	July 7, 1992
Hometown	Simi Valley, Calif.

## MARSH'S NFL RECORD

Club	G/S	Tackles			Sacks		Interceptions									
		Tkl	So	Ast	QB	Yds	No	Yds	Avg	LG	TD	PD	FF	FR	Yds	
2014 Seattle	5/0	5	1	4	0.0	0.0	0	0	0.0	0	0	0	0	0	0	0
2015 Seattle	16/0	18	12	6	0.0	0.0	0	0	0.0	0	0	0	0	0	0	
2016 Seattle	15/1	15	10	5	3.0	29.0	0	0	0.0	0	0	0	1	1	0	
<b>NFL TOTALS</b>	<b>36/1</b>	<b>38</b>	<b>23</b>	<b>15</b>	<b>3.0</b>	<b>29.0</b>	<b>0</b>	<b>0</b>	<b>0.0</b>	<b>0</b>	<b>0</b>	<b>0</b>	<b>1</b>	<b>1</b>	<b>0</b>	

POSTSEASON															
Club	G/S	Tackles			Sacks		Interceptions								
		Tkl	So	Ast	QB	Yds	No	Yds	Avg	LG	TD	PD	FF	FR	Yds
2015 Seattle	2/0	1	0	1	0.0	0.0	0	0	0.0	0	0	0	0	0	0
<b>NFL TOTALS</b>	<b>2/0</b>	<b>1</b>	<b>0</b>	<b>1</b>	<b>0.0</b>	<b>0.0</b>	<b>0</b>	<b>0</b>	<b>0.0</b>	<b>0</b>	<b>0</b>	<b>0</b>	<b>0</b>	<b>0</b>	<b>0</b>

### MARSH'S SINGLE-GAME HIGHS

**Tackles:** 4 vs. Denver (9/21/14)      **FF:** 1 vs. Miami (9/11/16)  
**Sacks:** 1, 3 Times, Last vs. L.A. Rams (12/15/16)      **FR:** 1 vs. Carolina (12/4/16)  
**Int.:** None

### ADDITIONAL STATS

**Special Teams Tackles:** 2015 (10); 2016 (3, blocked kick) **Career:** (13, blocked kick).  
**Postseason:** 2015 (1); **Career:** (1).

## MARSH'S 2016 SEASON

**Mia (9/11):** Posted first-career sack and FF on the next to the last play of the game. Also posted three special teams tackles and blocked a 27-yard field goal in a 2-point Seahawks win. **Atl (10/16):** Posted second-career sack. **at Ariz (10/23):** Made first-career start at OLB and had one solo stop. **Car (12/4):** Had first-career fumble recovery. **LA (12/15):** Registered two tackles, including a sack.

### MARSH'S 2016 GAME-BY-GAME

Game	G/S	T	S	A	QB	Yds.	QH	Int.	Yds.	PD	FF	FR	Yds.
Miami (9/11)	1/0	1	1	0	1.0	9.0	1	0	0	0	1	0	0
at L.A. (9/18)	1/0	0	0	0	0.0	0.0	0	0	0	0	0	0	0
SF (9/25)	1/0	1	0	1	0.0	0.0	0	0	0	0	0	0	0
at NYJ (10/2)	1/0	1	1	0	0.0	0.0	1	0	0	0	0	0	0
Atl (10/16)	1/0	2	1	1	1.0	13.0	1	0	0	0	0	0	0
at Ariz (10/23)	1/1	1	1	0	0.0	0.0	0	0	0	0	0	0	0
at NO (10/30)	1/0	0	0	0	0.0	0.0	0	0	0	0	0	0	0
Buf (11/7)	1/0	0	0	0	0.0	0.0	0	0	0	0	0	0	0
at NE (11/13)	1/0	1	1	0	0.0	0.0	1	0	0	0	0	0	0
Phi (11/20)	1/0	1	1	0	0.0	0.0	1	0	0	0	0	0	0
at TB (11/27)	1/0	4	3	1	0.0	0.0	0	0	0	0	0	0	0
Car (12/4)	1/0	0	0	0	0.0	0.0	0	0	0	0	0	1	0
at GB (12/11)	1/0	1	0	1	0.0	0.0	0	0	0	0	0	0	0
L.A. (12/15)	1/0	2	1	1	1.0	7.0	1	0	0	0	0	0	0
Ariz (12/24)	1/0	0	0	0	0.0	0.0	0	0	0	0	0	0	0
<b>Totals</b>	<b>15/1</b>	<b>15</b>	<b>10</b>	<b>5</b>	<b>3.0</b>	<b>29.0</b>	<b>6</b>	<b>0</b>	<b>0</b>	<b>0</b>	<b>1</b>	<b>1</b>	<b>0</b>





43

## TERRENCE MAGEE

### RUNNING BACK

Height	5-9
Weight	220
College	LSU
Seasons	NFL 2nd, Seahawks 1st
Born	March 16, 1993
Hometown	Covington, La.

#### NFL TRANSACTIONS:

05/08/15: Signed with Baltimore as undrafted FA  
 09/05/15: Waived by Baltimore  
 09/08/15: Signed as a FA by Baltimore  
 09/22/15: Waived by Baltimore  
 09/24/15: Signed to Baltimore PS  
 10/17/15: Signed to Baltimore active roster  
 10/26/15: Waived by Baltimore  
 10/28/15: Signed to Baltimore PS  
 11/28/15: Released from Baltimore PS  
 12/02/15: Signed to Baltimore PS  
 12/15/15: Signed to Baltimore active roster  
 05/06/16: Waived by Baltimore  
 06/07/16: Signed as a FA by Los Angeles  
 09/03/16: Waived by Los Angeles  
 09/04/16: Signed to Los Angeles PS  
 09/08/16: Released from Los Angeles PS  
 09/21/16: Signed to Seattle PS  
 09/24/16: Signed to Seattle active roster

#### NFL CAREER HIGHLIGHTS:

- Saw action in four games with Baltimore in 2015 where he spent time on the active roster and on the practice squad for most of the season.

**COLLEGE:** Played in 40 games (one start) in four years with the Tigers, rushing for 1,330 yards and 12 touchdowns, netting 24 receptions for 271 yards. As a senior, was given the honor of wearing the coveted No. 18 jersey. The No. 18 tradition started with QB Matt

Mauck in 2003 when he led the Tigers to the National Title. Since then, the player who most represents what it means to be an LSU Tiger – on and off the field – is awarded the No. 18. In 2014, he saw action in 13 games (one start), finishing with 571 rushing yards and three touchdowns on 112 carries (5.1 avg.). Ranked second on the team with 626 rushing yards and eight touchdowns as a junior in 2013, seeing action in all 13 contests. Ran for 100-plus yards in three games, including a career-high 149 yards (including a career-long 65 yarder) against Texas A&M. Played in nine games (no rushing yards) as a sophomore in 2012. As a true freshman in 2011, saw action in five games, rushing seven times. Graduated from LSU with a degree in sports administration.

**PERSONAL:** Prepped at Franklinton (La.) High School, where as a QB, led team to a 14-1 record and the 2010 Louisiana 4A State Championship. Passed for 2,634 yards and 35 TDs and rushed for 1,370 yards and 19 touchdowns on 161 carries that season. Honored as the Louisiana 4A Most Outstanding Offensive Player of the Year and was named the 2010 Warrick Dunn Award honoree as WAFB's Sportsline Player of the Year. Also earned honorable mention 4A All-State accolades in baseball as a senior when he pitched and played centerfield.

## MAGEE'S 2016 SEASON

Signed to the practice squad September 21. Signed to the 53-man roster September 24. Released September 28 after the team signed C.J. Spiller. Signed to Cleveland's practice squad on October 25. Signed with Seattle from Cleveland's practice squad on December 21. **SF (9/25):** Saw action in first game for Seattle and carried three times for 12 yards. **Ariz (12/24):** Saw limited action at RB.

2016	Opponent	-----Rushing-----					-----Receiving-----					Total
		Att	Yds	Avg	LG	TD	Rec	Yds	Avg	LG	TD	
Weeks 1-2		Not on roster										
09/25	San Francisco	3	12	4.0	5	0	0	0	0.0	0	0	12
Weeks 8-15		Cleveland's practice squad										
12/24	Arizona	0	0	0.0	0	0	0	0	0.0	0	0	0
<b>TOTALS (2/0)</b>		<b>3</b>	<b>12</b>	<b>4.0</b>	<b>5</b>	<b>0</b>	<b>0</b>	<b>0</b>	<b>0.0</b>	<b>0</b>	<b>0</b>	<b>12</b>

## MAGEE'S NFL RECORD

	Club	G/S	Rushing					Receiving				
			Att	Yds	Avg	LG	TD	No	Yds	Avg	LG	TD
2015	Baltimore	4/0	2	5	2.5	4	0	1	2	2.0	2	0
2016	Seattle	2/0	3	12	4.0	5	0	0	0	0.0	0	0
<b>NFL TOTALS</b>		<b>6/0</b>	<b>5</b>	<b>17</b>	<b>3.4</b>	<b>5</b>	<b>0</b>	<b>1</b>	<b>2</b>	<b>2.0</b>	<b>2</b>	<b>0</b>

## MAGEE'S SINGLE-GAME HIGHS

#### Rushing

**Rush Attempts:** 3 vs. San Francisco (9/25/16)  
**Rush Yards:** 12 vs. San Francisco (9/25/16)  
**Longest Rush:** 5, vs. San Francisco (9/25/16)  
**Most Rush TDs:** None

#### Receiving

**Most Rec.:** 1 vs. Kansas City (12/20/15)  
**Most Rec. Yards:** 2 vs. Kansas City (12/20/15)  
**Longest Reception:** 2 vs. Kansas City (12/20/16)  
**Most Rec. TDs:** None



32

## CHRISTINE MICHAEL

### RUNNING BACK

Height	5-10
Weight	221
College	Texas A&M
Seasons	NFL 4th, Seahawks 4th
Born	November 9, 1990
Hometown	Beaumont, Texas
Pronunciation	KRIS-tin

## MICHAEL'S NFL RECORD

Club	G/S	Rushing					Receiving				
		Att	Yds	Avg	LG	TD	No	Yds	Avg	LG	TD
2013 Seattle	4/0	18	79	4.3	13	0	0	0	0.0	0	0
2014 Seattle	10/0	34	175	5.1	45	0	1	12	12.0	12	0
2015 Dallas	5/0	15	51	3.4	13	0	1	2	2.0	2	0
Seattle	3/2	39	192	4.9	45	0	2	14	7.0	11	0
2016 Seattle	9/7	117	469	4.0	41t	6	20	96	4.8	13	1
<b>NFL TOTALS</b>	<b>31/9</b>	<b>223</b>	<b>966</b>	<b>4.3</b>	<b>45</b>	<b>6</b>	<b>24</b>	<b>124</b>	<b>5.2</b>	<b>13</b>	<b>1</b>

### POSTSEASON

Club	G/S	Rushing					Receiving				
		Att	Yds	Avg	LG	TD	No	Yds	Avg.	LG	TD
2013 Seattle											
2014 Seattle	0/0	0	0	0.0	Inactive	0	0	0.0	0	0	
2015 Seattle	2/1	21	70	3.3	13	0	1	14	14.0	14	0
<b>NFL TOTALS</b>	<b>2/1</b>	<b>21</b>	<b>70</b>	<b>3.3</b>	<b>13</b>	<b>0</b>	<b>1</b>	<b>14</b>	<b>14.0</b>	<b>14</b>	<b>0</b>

### MICHAEL'S SINGLE-GAME HIGHS

<b>Rushing</b> <b>Rush Attempts:</b> 20 vs. San Francisco (9/25/16) <b>Rush Yards:</b> 106 vs. San Francisco (9/25/16) <b>Longest Rush:</b> 45, 2 Times, Last at Arizona (1/3/16) <b>Most Rush TDs:</b> 2, 2 Times, Last vs. Atl (10/16/16)	<b>Receiving</b> <b>Most Rec.:</b> 5 at NY Jets (10/2/16) <b>Most Rec. Yards:</b> 32 at NY Jets (10/2/16) <b>Longest Reception:</b> 13 at L.A. (9/18/16) <b>Most Rec. TDs:</b> 1 at NY Jets (10/2/16)
---	---

## MICHAEL'S 2016 SEASON

Was waived November 15 and claimed by the Green Bay Packers a day later. **at LA (9/18):** Led team in rushing with 60 yards on 10 carries. Also set career highs with three receptions, 26 yards and a long catch of 13 yards. **SF (9/25):** Scored first career TD on a 41-yard run on the game's third play from scrimmage. Also rushed for a career-best 106 yards on a career-high 20 carries. **at NYJ (10/2):** Had a career-best five receptions for a career-best 32 yards and posted first-career receiving TD on a 6-yard pass. **Atl (10/16):** Recorded two rushing TDs for the second time in three games.

2016	Opponent	-----Rushing-----					-----Receiving-----					Total
		Att	Yds	Avg	LG	TD	Rec	Yds	Avg	LG	TD	
09/11	Miami	15	66	4.4	16	0	2	5	2.5	5	0	71
09/18	at L.A.	10	60	6.0	16	0	3	26	8.7	13	0	86
09/25	San Francisco	20	106	5.3	41t	2	2	5	2.5	5	0	111
10/2	at N.Y. Jets	18	58	3.2	10	0	5	32	6.4	9	1	90
10/16	Atlanta	18	64	3.6	21	2	3	19	6.3	9	0	83
10/23	at Arizona	16	52	3.3	10	0	3	3	1.0	6	0	55
10/30	at New Orleans	10	40	4.0	10	1	1	2	2.0	2	0	42
11/7	Buffalo	5	1	0.2	3t	1	0	0	0.0	0	0	1
11/13	at New England	5	22	4.4	9	0	1	4	4.0	4	0	26
<b>TOTALS (9/7)</b>		<b>117</b>	<b>469</b>	<b>4.0</b>	<b>41t</b>	<b>6</b>	<b>20</b>	<b>98</b>	<b>4.8</b>	<b>13</b>	<b>1</b>	<b>564</b>

# MICHAEL'S GAME-BY-GAME

2013	Opponent	-----Rushing-----					-----Receiving-----					Total
		Att	Yds	Avg	LG	TD	Rec	Yds	Avg	LG	TD	
9/8	at Carolina	Did Not Play										
9/15	San Francisco	Inactive										
9/22	Jacksonville	9	37	4.1	11	0	0	0	0.0	0	0	0
9/29	at Houston	Did Not Play										
10/6	at Indianapolis	Special Teams Only										
10/13	Tennessee	Did Not Play										
10/17	at Arizona	Did Not Play										
10/28	at St. Louis	Did Not Play										
11/3	Tampa Bay	Inactive										
11/10	at Atlanta	8	33	4.1	13	0	0	0	0.0	0	0	0
11/17	Minnesota	1	9	9.0	9	0	0	0	0.0	0	0	0
12/2	New Orleans	Inactive										
12/8	at San Francisco	Inactive										
12/15	at NY Giants	Inactive										
12/22	Arizona	Did Not Play										
12/29	St. Louis	Inactive										
<b>TOTALS (4/0)</b>		<b>18</b>	<b>79</b>	<b>4.4</b>	<b>13</b>	<b>0</b>	<b>0</b>	<b>0</b>	<b>0.0</b>	<b>0</b>	<b>0</b>	<b>0</b>
1/11	New Orleans	Inactive										
1/19	San Francisco	Inactive										
2/2	Denver	Inactive										
<b>PLAYOFFS (0/0)</b>		<b>0</b>	<b>0</b>	<b>0.0</b>	<b>0</b>	<b>0</b>	<b>0</b>	<b>0</b>	<b>0.0</b>	<b>0</b>	<b>0</b>	<b>0</b>

2014	Opponent	-----Rushing-----					-----Receiving-----					Total
		Att	Yds	Avg	LG	TD	Rec	Yds	Avg	LG	TD	
Games 1-3		Inactive (hamstring)										
Games 4-5		Inactive										
10/19	at St. Louis	2	5	2.5	3	0	0	0	0.0	0	0	5
10/26	at Carolina	4	12	3.0	6	0	0	0	0.0	0	0	12
11/02	Oakland	4	16	4.0	8	0	0	0	0.0	0	0	16
11/09	NY Giants	4	71	17.8	45	0	0	0	0.0	0	0	71
11/16	at Kansas City	1	-2	-2.0	-2	0	0	0	0.0	0	0	-2
11/23	Arizona	Did Not Play										
11/27	at San Francisco	3	10	3.3	8	0	1	12	12.0	12	0	22
12/07	at Philadelphia	6	32	5.3	11	0	0	0	0.0	0	0	32
12/14	San Francisco	1	1	1.0	1	0	0	0	0.0	0	0	1
12/21	at Arizona	8	28	3.5	15	0	0	0	0.0	0	0	28
12/28	St. Louis	1	2	2.0	2	0	0	0	0.0	0	0	2
<b>TOTALS (10/0)</b>		<b>34</b>	<b>175</b>	<b>5.1</b>	<b>45</b>	<b>0</b>	<b>1</b>	<b>12</b>	<b>12.0</b>	<b>12</b>	<b>0</b>	<b>187</b>
1/10	Carolina	Did Not Play										
1/18	Green Bay	Did Not Play										
2/1	New England	Did Not Play										
<b>PLAYOFFS (0/0)</b>		<b>0</b>	<b>0</b>	<b>0.0</b>	<b>0</b>	<b>0</b>	<b>0</b>	<b>0</b>	<b>0.0</b>	<b>0</b>	<b>0</b>	<b>0</b>

2015	Opponent	-----Rushing-----					-----Receiving-----					Total
		Att	Yds	Avg	LG	TD	Rec	Yds	Avg	LG	TD	
<i>With Dallas</i>												
10/4	at New Orleans	1	-1	-1.0	-1	0	0	0	0.0	0	0	-1
10/11	New England	1	6	6.0	6	0	0	0	0.0	0	0	6
10/25	at N.Y. Giants	5	18	3.6	13	0	1	2	2.0	2	0	20
11/1	Seattle	5	20	4.0	9	0	0	0	0.0	0	0	20
11/15	at Tampa Bay	3	8	2.7	4	0	0	0	0.0	0	0	8
<i>With Seattle</i>												
12/20	Cleveland	16	84	5.3	10	0	0	0	0.0	0	0	84
12/27	St. Louis	6	6	1.0	5	0	2	14	7.0	11	0	20
1/3	at Arizona	17	102	6.0	45	0	0	0	0.0	0	0	102
<b>TOTALS (8/2)</b>		<b>54</b>	<b>243</b>	<b>4.5</b>	<b>45</b>	<b>0</b>	<b>3</b>	<b>16</b>	<b>5.3</b>	<b>11</b>	<b>0</b>	<b>259</b>
1/10	at Minnesota	21	70	3.3	13	0	1	14	14.0	14	0	84
1/17	at Carolina	0	0	0.0	0	0	0	0	0.0	0	0	0
<b>PLAYOFF TOTALS (2/1)</b>		<b>21</b>	<b>70</b>	<b>3.3</b>	<b>13</b>	<b>0</b>	<b>1</b>	<b>14</b>	<b>14.0</b>	<b>14</b>	<b>0</b>	<b>84</b>



97

**DAMONTRE MOORE**  
DEFENSIVE END

Height 6-4  
Weight 260  
College Texas A&M  
Seasons NFL 4th, Seahawks 1st  
Born September 11, 1992  
Hometown Garland, Texas

**NFL TRANSACTIONS:**

04/25/13: Drafted by NY Giants (3rd round, 81st)  
12/11/15: Waived by NY Giants  
12/15/15: Claimed off waivers by Miami  
05/02/16: Waived by Miami  
05/09/16: Signed as FA by Oakland  
08/05/16: Waived by Oakland  
11/01/16: Signed as FA by Seattle

**NFL CAREER HIGHLIGHTS:**

- Career totals entering 2016 include 45 games played 50 tackles (36 solo), 9.5 sacks, one forced fumble, one fumble recovery and five passes defended.
- Made mark on special teams, totaling 16 special teams tackles and two blocked punts over his first three seasons.
- Has posted two career multi-sack games, both with NY Giants.
- Racked up a career-high 24 tackles and 5.5 sacks for the Giants in 2014.

**COLLEGE:** Played in 38 games with 23 starts in three seasons at Texas A&M. Had 13 starts at defensive end and 10 at right outside linebacker. Career totals include 197 tackles (116 solo). His 26.5 sacks rank sixth in school history. Also had 45 stops for losses of 205 yards. Registered 13 quarterback pressures, blocked two kicks, gained eight yards on an INT return,

recovered a fumble and posted three passes defended. Also forced eight fumbles. In 2012, started all 13 games and was a consensus first-team All-American selection (Walter Camp, American Football Coaches Association, ESPN.com, Max Emfinger CFB, Football Writers Association). Finalist for the Ted Hendricks Defensive End Award and a semi-finalist for the Lombardi and Chuck Bednarik Awards. Also named first-team All-SEC and was a two-time conference Defensive Lineman of the Week choice. Credited with 85 tackles (57). His 12.5 sacks for minus 70 yards placed him third in the league and ninth in the nation. In 2011, played in 12 games with 10 starts. Finished fourth on the team with 72 tackles (41) and second in the league with 8.5 sacks. In 2010, played in 13 games and posted 40 tackles (18), including 5.5 sacks for minus 38 yards. Also contributed an INT and a team-high three forced fumbles. Majored in communications.

**PERSONAL:** Attended Rowlett (Texas) High School and earned All-State honorable mention from the Associated Press and was a first-team All-Area honoree by The Dallas Morning News after recording 66 tackles and six sacks as a senior. Earned All-America honors from Max Emfinger and was a Super Prep Southwest Team pick that year. Collected 41 tackles as a junior.

**MOORE'S NFL RECORD**

Club	G/S	Tackles			Sacks		Interceptions								
		Tkl	So	Ast	QB	Yds	No	Yds	Avg	LG	TD	PD	FF	FR	Yds
2013 NY Giants	15/0	5	3	2	0.0	0.0	0	0	0.0	0	0	1	1	0	0
2014 NY Giants	16/0	24	18	6	5.5	35.0	0	0	0.0	0	0	3	0	0	0
2015 NY Giants	11/0	17	12	5	3.0	16.0	0	0	0.0	0	0	0	1	1	0
Miami	3/0	4	3	1	1.0	8.0	0	0	0.0	0	0	1	0	0	0
2016 Seattle	4/0	7	3	4	0.5	3.5	0	0	0.0	0	0	0	0	0	0
<b>NFL TOTALS</b>	<b>49/0</b>	<b>57</b>	<b>39</b>	<b>18</b>	<b>10.0</b>	<b>62.5</b>	<b>0</b>	<b>0</b>	<b>0.0</b>	<b>0</b>	<b>0</b>	<b>5</b>	<b>2</b>	<b>1</b>	<b>0</b>

**MOORE'S SINGLE-GAME HIGHS**

**Tackles:** 5, 3 Times, Last vs. NY Jets (12/6/15) **FF:** 1, 2 Times, Last vs. San Francisco (10/11/15)  
**Sacks:** 2.0, 2 Times, Last vs. San Francisco (10/11/15) **FR:** 1, at Philadelphia (10/19/15)  
**INT:** None

**ADDITIONAL STATS**

**Special Teams Tackles:** 2013 (8), 2014 (8); **Career:** (16).  
**Punt Blocks:** 2013 (1), 2014 (1); **Career:** (2).

**MOORE'S 2016 SEASON**

Signed with Seattle November 1. Placed on IR (Foot) December 21. **Buf (11/7):** Saw action in first game of the season and registered three tackles (2 solo), including two for loss. **at NE (11/13):** Partnered with Jarran Reed for a sack, first of the season. **at TB (11/27):** Inactive (foot). **at GB (12/11):** Inactive (foot).

**MOORE'S 2016 GAME-BY-GAME**

Game	G/S	T	S	A	QB	Yds.	QH	Int.	Yds.	PD	FF	FR	Yds.
Buf (11/7)	1/0	3	2	1	0.0	0.0	0	0	0	0	0	0	0
at NE (11/13)	1/0	1	0	1	0.5	3.5	1	0	0	0	0	0	0
Phi (11/20)	1/0	1	0	1	0.0	0.0	0	0	0	0	0	0	0
at TB (11/27)													
Car (12/4)	1/0	2	1	1	0.0	0.0	0	0	0	0	0	0	0
at GB (12/11)													
L.A. (12/15)													
<b>Totals</b>	<b>4/0</b>	<b>7</b>	<b>3</b>	<b>4</b>	<b>0.5</b>	<b>3.5</b>	<b>1</b>	<b>0</b>	<b>0</b>	<b>0</b>	<b>0</b>	<b>0</b>	<b>0</b>



57

## MIKE MORGAN

### LINEBACKER

Height 6-3  
Weight 235  
College Southern California  
Seasons NFL 6th, Seahawks 6th  
Born January 16, 1988  
Hometown Dallas, Texas

### MORGAN'S NFL RECORD

Club	G/S	Tackles			Sacks		Interceptions									
		Tkl	So	Ast	QB	Yds	No	Yds	Avg	LG	TD	PD	FF	FR	Yds	
2011 Seattle	5/0	0	0	0	0.0	0.0	0	0	0.0	0	0	0	0	0	0	0
2012 Seattle	16/1	12	6	6	0.0	0.0	0	0	0.0	0	0	0	0	0	0	0
2013 Seattle	16/0	5	3	2	0.0	0.0	0	0	0.0	0	0	0	0	0	0	0
2014 Seattle	16/0	4	4	0	0.0	0.0	0	0	0.0	0	0	0	0	0	0	0
2015 Seattle	14/2	11	7	4	1.0	4.0	0	0	0.0	0	0	0	0	0	0	0
2016 Seattle	8/2	10	6	4	0.0	0.0	1	14	14.0	14	0	1	0	0	0	0
<b>NFL TOTALS</b>	<b>75/5</b>	<b>42</b>	<b>26</b>	<b>16</b>	<b>1.0</b>	<b>4.0</b>	<b>1</b>	<b>14</b>	<b>14.0</b>	<b>14</b>	<b>0</b>	<b>1</b>	<b>0</b>	<b>0</b>	<b>0</b>	<b>0</b>

### POSTSEASON

Club	G/S	Tackles			Sacks		Interceptions									
		Tkl	So	Ast	QB	Yds	No	Yds	Avg	LG	TD	PD	FF	FR	Yds	
2012 Seattle	2/0	0	0	0	0.0	0.0	0	0	0.0	0	0	0	0	0	0	0
2013 Seattle	3/0	0	0	0	0.0	0.0	0	0	0.0	0	0	0	0	0	0	0
2014 Seattle	3/0	0	0	0	0.0	0.0	0	0	0.0	0	0	0	0	0	0	0
2015 Seattle	2/0	0	0	0	0.0	0.0	0	0	0.0	0	0	0	0	0	0	0
<b>NFL TOTALS</b>	<b>10/0</b>	<b>0</b>	<b>0</b>	<b>0</b>	<b>0.0</b>	<b>0.0</b>	<b>0</b>	<b>0</b>	<b>0.0</b>	<b>0</b>	<b>0</b>	<b>0</b>	<b>0</b>	<b>0</b>	<b>0</b>	<b>0</b>

### MORGAN'S SINGLE-GAME HIGHS

**Tackles:** 6 vs. N.Y. Jets (11/11/12)  
**Sacks:** 1.0 vs. Carolina (10/18/15)  
**Int.:** 1 vs. Carolina

**FF:** None  
**FR:** None

### ADDITIONAL STATS

**Special Teams Tackles:** 2012 (7); 2013 (6), 2015 (6), 2016 (2); **Career:** (21).  
**Postseason Special Teams Tackles:** 2012 (1), 2015 (1); **Career:** (2).

## MORGAN'S 2016 SEASON

Placed on injured reserve (core) October 3. Activated to the 53-man roster from injured reserve on December 3. **Mia (9/11):** Didn't start when team opened in nickel. **at LA (9/18):** Started at OLB. **Car (12/4):** Returned to action after missing seven games and recorded first-career interception on the first play of the game.

### MORGAN'S 2016 GAME-BY-GAME

Game	G/S	T	S	A	QB	Yds.	QH	Int.	Yds.	PD	FF	FR	Yds.
Miami (9/11)	1/0	0	0	0	0.0	0.0	0	0	0	0	0	0	0
at L.A. (9/18)	1/1	1	1	0	0.0	0.0	0	0	0	0	0	0	0
SF (9/25)	1/0	1	0	1	0.0	0.0	0	0	0	0	0	0	0
at NYJ (10/2)	1/0	0	0	0	0.0	0.0	0	0	0	0	0	0	0
Games 5-11													
Car (12/4)	1/1	5	2	3	0.0	0.0	0	1	14	1	0	0	0
at GB (12/11)	1/0	0	0	0	0.0	0.0	0	0	0	0	0	0	0
L.A. (12/15)	1/0	2	2	0	0.0	0.0	0	0	0	0	0	0	0
Ariz (12/24)	1/0	1	1	0	0.0	0.0	0	0	0	0	0	0	0
<b>Totals</b>	<b>8/2</b>	<b>10</b>	<b>6</b>	<b>4</b>	<b>0.0</b>	<b>0.0</b>	<b>0</b>	<b>1</b>	<b>14</b>	<b>1</b>	<b>0</b>	<b>0</b>	<b>0</b>



70

## REES ODHIAMBO

### GUARD

Height 6-4  
 Weight 315  
 College Boise State  
 NFL Seasons Rookie  
 Born September 23, 1992  
 Hometown Mansfield, Texas  
 Pronunciation oh-dee-OHM-boh

## ODHIAMBO'S NFL RECORD

Year	Team	—	GP/GS	Postseason
2016	Seattle	—	7/0	
<b>NFL TOTALS</b>		—	<b>7/0</b>	

## ODHIAMBO'S 2016 SEASON

**Mia (9/11):** Inactive. **at LA (9/18):** Saw first-career action on special teams. **SF (9/25):** Inactive. **at NYJ (10/2):** Inactive. **Atl (10/16):** Inactive. **at Ariz (10/23):** Inactive. **at NO (10/30):** Did not play. **Buf (11/7):** Inactive. **at NE (11/13):** Inactive. **Phi (11/20):** Saw first action of career at left tackle in place of George Fant (shoulder). Fant later returned to the game. **at TB (11/27):** Saw action on special teams. **Car (12/4):** Saw action for one series at LT in place of Fant (shoulder). **at GB (12/11):** Saw action as an extra blocker in jumbo packages. **LA (12/15):** Saw limited action at G. **Ariz (12/15):** Saw action on special teams and in jumbo packages.



58

## KEVIN PIERRE-LOUIS

### LINEBACKER

Height	6-0
Weight	230
College	Boston College
Seasons	NFL 3rd, Seahawks 3rd
Born	October 7, 1991
Hometown	Norwalk, Conn.

## PIERRE-LOUIS' NFL RECORD

Club	G/S	Tackles			Sacks		Interceptions										
		Tkl	So	Ast	QB	Yds	No	Yds	Avg	LG	TD	PD	FF	FR	Yds		
2014 Seattle	7/0	10	7	3	0.0	0.0	0	0	0.0	0	0	0	0	0	0	0	0
2015 Seattle	14/1	12	3	9	0.0	0.0	0	0	0.0	0	0	1	0	0	0	0	
2016 Seattle	12/0	7	3	4	0.0	0.0	0	0	0.0	0	0	0	0	0	0	0	
NFL TOTALS	33/1	29	13	16	0.0	0.0	0	0	0.0	0	0	1	0	0	0	0	

POSTSEASON																
Club	G/S	Tackles			Sacks		Interceptions									
		Tkl	So	Ast	QB	Yds	No	Yds	Avg	LG	TD	PD	FF	FR	Yds	
2015 Seattle	1/0	0	0	0	0.0	0.0	0	0	0.0	0	0	0	0	0	0	0
NFL TOTALS	1/0	0	0	0	0.0	0.0	0	0	0.0	0	0	0	0	0	0	0

### PIERRE-LOUIS' SINGLE-GAME HIGHS

**Tackles:** 11 vs. Carolina (10/18/15)      **FF:** None  
**Sacks:** None      **FR:** None  
**Int.:** None

### ADDITIONAL STATS

**Special Teams Tackles:** 2015 (6), 2016 (4); **Career:** (10).  
**Postseason Special Teams Tackles:** 2015 (1); **Career:** (1).

## PIERRE-LOUIS' 2016 SEASON

**Mia (9/11):** Saw limited action at LB when KJ Wright exited the game. Had one special teams tackle. **Atl (10/16):** Didn't start, but took over the role at OLB in place of Mike Morgan (IR). **at Ariz (10/23):** Inactive (ankle). **at NO (10/30):** Inactive (ankle). **Buf (11/7):** Returned from ankle injury and had a special teams tackle. **at NE (11/13):** Saw action on special teams, but left with an injured hamstring. **Phi (11/20):** Inactive (hamstring).

### PIERRE-LOUIS' 2016 GAME-BY-GAME

Game	G/S	T	S	A	QB	Yds.	QH	Int.	Yds.	PD	FF	FR	Yds.
Miami (9/11)	1/0	0	0	0	0.0	0.0	0	0	0	0	0	0	0
Games 2-4	3/0	Special Teams Only											
Atl (10/16)	1/0	2	0	2	0.0	0.0	0	0	0	0	0	0	0
at Ariz (10/23)	Inactive (ankle)												
at NO (10/30)	Inactive (ankle)												
Buf (11/7)	1/0	Special Teams Only											
at NE (11/13)	1/0	Special Teams Only											
Phi (11/20)	Inactive (hamstring)												
at TB (11/27)	1/0	3	3	0	0.0	0.0	0	0	0	0	0	0	0
Car (12/4)	1/0	1	0	1	0.0	0.0	0	0	0	0	0	0	0
at GB (12/11)	1/0	Special Teams Only											
L.A. (12/15)	1/0	1	0	1	0.0	0.0	0	0	0	0	0	0	0
Ariz (12/24)	1/0	Special Teams Only											
Totals	12/0	7	3	4	0.0	0.0	0	0	0	0	0	0	0





43

## TROYMAINE POPE

### RUNNING BACK

Height	5-8
Weight	205
College	Jacksonville St.
NFL Seasons	Rookie
Born	November 29, 1993
Hometown	Anniston, Ala.

## POPE'S 2016 SEASON

Signed as an undrafted FA by Seattle on August 6. Waived by Seattle on September 3. Claimed by the N.Y. Jets September 4. Waived by the N.Y. Jets November 1. Signed to Seattle's practice squad November 4. Signed to Seattle's active roster November 16. Placed on injured reserve December 13. **Phi (11/20)**: Saw first action with Seattle and carried twice for three yards before injuring ankle and not returning. **at TB (11/27)**: Inactive (ankle). **at GB (12/11)**: Carried the ball once for 12 yards late in the fourth quarter. Injured ankle and did not return.

2016	Opponent	-----Rushing-----					-----Receiving-----					Total
		Att	Yds	Avg	LG	TD	Rec	Yds	Avg	LG	TD	
With N.Y. Jets		Inactive										
Games 1-3		Did Not Play										
10/2	Seattle	Did Not Play										
10/9	at Pittsburgh	Did Not Play										
10/17	at Arizona	Did Not Play										
10/23	Baltimore	1	1	1.0	1	0	0	0	0.0	0	0	1
With Seattle		Practice Squad										
11/7	Buffalo	Practice Squad										
11/13	at New England	Practice Squad										
11/20	Philadelphia	2	3	1.5	2	0	0	0	0.0	0	0	2
11/27	at Tampa Bay	Inactive (ankle)										
12/4	Carolina	8	28	3.5	18	0	1	5	5.0	5	0	33
12/11	at Green Bay	1	12	12.0	12	0	0	0	0.0	0	0	12
<b>SEATTLE TOTALS (3/0)</b>		<b>11</b>	<b>43</b>	<b>3.9</b>	<b>18</b>	<b>0</b>	<b>1</b>	<b>5</b>	<b>5.0</b>	<b>5</b>	<b>0</b>	<b>47</b>
<b>NFL TOTALS (4/0)</b>		<b>12</b>	<b>33</b>	<b>2.8</b>	<b>18</b>	<b>0</b>	<b>1</b>	<b>5</b>	<b>5.0</b>	<b>5</b>	<b>0</b>	<b>48</b>



59

## RONALD POWELL

### LINEBACKER


Height	6-3
Weight	247
College	Florida
Seasons	NFL 3rd, Seahawks 1st
Born	May 14, 1991
Hometown	Moreno Valley, Calif.

## R. POWELL'S 2016 SEASON

Signed with Seattle from Chicago's practice squad on December 14. **LA (12/15)**: Inactive. **Ariz (12/24)**: Inactive.

### R. POWELL'S 2016 GAME-BY-GAME

Game	G/S	T	S	A	QB	Yds.	QH	Int.	Yds.	PD	FF	FR	Yds.
L.A. (12/15)					Inactive								
Ariz (12/24)					Inactive								
<b>Totals</b>	<b>0/0</b>	<b>0</b>	<b>0</b>	<b>0</b>	<b>0.0</b>	<b>0.0</b>	<b>0</b>	<b>0</b>	<b>0</b>	<b>0</b>	<b>0</b>	<b>0</b>	<b>0</b>




40

## TYVIS POWELL

### SAFETY

Height	6-3
Weight	211
College	Ohio State
Seasons	Rookie
Born	February 16, 1994
Hometown	Bedford, Ohio



22

## C.J. PROISE

### RUNNING BACK

Height	6-1
Weight	220
College	Notre Dame
NFL Seasons	Rookie
Born	May 20, 1994
Hometown	Petersburg, Va.
Pronunciation	PRO-sise

## T. POWELL'S 2016 SEASON

**Mia (9/11):** Saw action in first-career game on special teams and had a tackle. **at LA (9/18):** Saw action on special teams and had a tackle. **SF (9/25):** Inactive. **at NYJ (10/2):** Inactive. **Atl (10/16):** Saw action on special teams. **at Ariz (10/23):** Saw action on special teams. **at NO (10/30):** Saw action on special teams. **at NE (11/13):** Inactive. **Phi (11/20):** Inactive. **at GB (12/11):** Inactive. **Ariz (12/24):** Inactive.

### T. POWELL'S 2016 GAME-BY-GAME

Game	G/S	T	S	A	QB	Yds.	QH	Int.	Yds.	PD	FF	FR	Yds.
Games 1-2	2/0												
Games 3-4													
Atl (10/16)	1/0												
at Ariz (10/23)	1/0												
at NO (10/30)	1/0												
Buf (11/7)	1/0												
at NE (11/13)													
Phi (11/20)													
at TB (11/27)	1/0												
Car (12/4)	1/0												
at GB (12/11)													
L.A. (12/15)													
Ariz (12/24)													
<b>Totals</b>	<b>8/0</b>	<b>0</b>	<b>0</b>	<b>0</b>	<b>0.0</b>	<b>0.0</b>	<b>0</b>	<b>0</b>	<b>0</b>	<b>0</b>	<b>0</b>	<b>0</b>	<b>0</b>

**Additional Stats:** Special Teams Tackles (3).

## PROISE'S 2016 SEASON

**Mia (9/11):** Saw action in first-career game. Did not finish the game with an injured wrist. **at LA (9/18):** Inactive (wrist). **SF (9/25):** Inactive (wrist). **at NYJ (10/2):** Inactive (wrist). **Atl (10/16):** Inactive (wrist). **at NO (10/30):** Saw most action of the season and led team with 80 receiving yards. **at NE (11/13):** Made first-career start and became first Seahawks player to lead the team in both rushing (66) and receiving yards (87) since Marshawn Lynch in 2014. **Phi (11/20):** Led team with 76 rushing yards on four carries, including 72-yard TD run, before leaving the game with an injured shoulder. **at TB (11/27):** Inactive (shoulder).

2016	Opponent	-----Rushing-----					-----Receiving-----					Total
		Att	Yds	Avg	LG	TD	Rec	Yds	Avg	LG	TD	
09/11	Miami	1	-2	-2.0	-2	0	1	13	13.0	13	0	11
Games 2-5												
10/23	at Arizona	1	0	0.0	0	0	2	17	8.5	9	0	17
10/30	at New Orleans	4	23	5.8	8	0	4	80	20.0	43	0	103
11/7	Buffalo	3	9	3.0	4	0	1	6	6.0	6	0	15
11/13	at New England	17	66	3.9	10	0	7	87	12.4	38	0	153
11/20	Philadelphia	4	76	19.0	72t	1	2	5	2.5	5	0	81
11/27	at Tampa Bay											
12/4	Carolina											
12/11	at Green Bay											
12/15	L.A. Rams											
12/24	Arizona											
<b>TOTALS (6/2)</b>		<b>30</b>	<b>172</b>	<b>5.7</b>	<b>72t</b>	<b>1</b>	<b>17</b>	<b>208</b>	<b>12.2</b>	<b>43</b>	<b>0</b>	<b>380</b>



34

## THOMAS RAWLS

### RUNNING BACK

Height 5-9  
Weight 215  
College Central Michigan  
Seasons NFL 2nd, Seahawks 2nd  
Born August 8, 1993  
Hometown Flint, Mich.

## RAWLS' NFL RECORD

Club	Team	G/S	Rushing					Receiving				
			Att	Yds	Avg	LG	TD	No	Yds	Avg	LG	TD
2015	Seattle	13/7	147	830	5.6	69t	4	9	76	8.4	31t	1
2016	Seattle	8/6	101	335	3.3	45t	2	13	96	7.4	20	0
<b>NFL TOTALS</b>		<b>21/13</b>	<b>248</b>	<b>1,165</b>	<b>4.7</b>	<b>69t</b>	<b>6</b>	<b>22</b>	<b>172</b>	<b>7.8</b>	<b>31t</b>	<b>1</b>

### RAWLS' SINGLE-GAME HIGHS

<b>Rushing</b> <b>Rush Attempts:</b> 30 vs. San Francisco (11/22/15) <b>Rush Yards:</b> 209 vs. San Francisco (11/22/15) <b>Longest Rush:</b> 69t at Cincinnati (10/11/15) <b>Most Rush TDs:</b> 2 vs. Carolina (12/4/16)	<b>Receiving</b> <b>Most Rec.:</b> 3, 3 Times, Last at L.A. (9/18/16) <b>Most Rec. Yards:</b> 46 vs. San Francisco (11/22/15) <b>Longest Reception:</b> 31t vs. San Francisco (11/22/15) <b>Most Rec. TDs:</b> 1 vs. San Francisco (11/22/15)
---	---


## RAWLS' 2016 SEASON

**Mia (9/11):** Saw action in first game since injuring his ankle in 2015. **at LA (9/18):** Started but did not play in the second half after injuring his fibula. **SF (9/25):** Inactive (fibula). **Phi (11/20):** Returned to action and totaled 88 yards from scrimmage. **Car (12/4):** Set a career high with two TD runs, including a season-long 45-yard rush. Totaled 106 yards on 15 carries (7.1 avg.).

2016	Opponent	Rushing					Receiving					Total
		Att	Yds	Avg	LG	TD	Rec	Yds	Avg	LG	TD	
9/11	Miami	12	32	2.7	8	0	3	26	8.7	11	0	58
9/18	at L.A. Rams	7	-7	-1.0	-11	0	3	15	5.0	11	0	8
Games 3-9 Inactive (fibula)												
11/20	Philadelphia	14	57	4.1	18	0	3	31	10.3	20	0	88
11/27	at Tampa Bay	12	38	3.2	8	0	0	0	0.0	0	0	38
12/4	Carolina	15	106	7.1	45t	2	1	12	12.0	12	0	118
12/11	at Green Bay	12	67	5.6	15	0	1	7	7.0	7	0	74
12/15	L.A. Rams	21	34	1.6	12	0	2	5	2.5	6	0	39
12/24	Arizona	8	8	1.0	4	0	0	0	0.0	0	0	8
<b>TOTALS (8/6)</b>		<b>101</b>	<b>335</b>	<b>3.4</b>	<b>45t</b>	<b>2</b>	<b>13</b>	<b>96</b>	<b>7.4</b>	<b>20</b>	<b>0</b>	<b>393</b>

## RAWLS' GAME-BY-GAME

2015	Opponent	Rushing					Receiving					Total
		Att	Yds	Avg	LG	TD	Rec	Yds	Avg	LG	TD	
9/13	at St. Louis	2	5	2.5	4	0	0	0	0.0	0	0	5
9/20	at Green Bay	0	0	0.0	0	0	0	0	0.0	0	0	0
9/27	Chicago	16	104	6.5	21	0	0	0	0.0	0	0	104
10/5	Detroit	17	48	2.8	10	0	1	-1	-1.0	-1	0	47
10/11	at Cincinnati	23	169	7.3	69t	1	0	0	0.0	0	0	169
10/18	Carolina	1	8	8.0	8	0	0	0	0.0	0	0	8
10/22	at San Francisco	6	32	5.3	17	0	2	9	4.5	5	0	41
11/1	at Dallas	4	10	2.5	7	0	0	0	0.0	0	0	10
11/15	Arizona	2	19	9.5	13	0	0	0	0.0	0	0	19
11/22	San Francisco	30	209	7.0	30	1	3	46	15.3	31t	1	255
11/29	Pittsburgh	21	81	3.9	17	1	0	0	0.0	0	0	81
12/6	at Minnesota	19	101	5.3	20	1	3	22	7.3	9	0	123
12/13	at Baltimore	6	44	7.3	16	0	0	0	0.0	0	0	44
<b>TOTALS (13/7)</b>		<b>147</b>	<b>830</b>	<b>5.6</b>	<b>69t</b>	<b>4</b>	<b>9</b>	<b>76</b>	<b>8.4</b>	<b>31t</b>	<b>1</b>	<b>906</b>



44

## MARCEL REECE

### FULLBACK

Height 6-1  
 Weight 250  
 College Washington  
 Seasons NFL 7th, Seahawks 1st  
 Born June 23, 1985  
 Hometown Inglewood, Calif.

#### NFL TRANSACTIONS:

05/02/08: Signed with Miami as undrafted FA  
 05/05/08: Waived by Miami  
 05/13/08: Signed as FA by Oakland  
 08/30/08: Waived by Oakland  
 09/01/08: Signed to Oakland's PS  
 12/26/08: Signed to Oakland's 53-man roster  
 09/05/09: Waived by Oakland  
 09/07/09: Signed to Oakland's PS  
 12/25/09: Signed to Oakland's 53-man roster  
 09/26/16: Released by Oakland

#### NFL CAREER HIGHLIGHTS:

- Selected to four-straight Pro Bowls from 2012-15.
- Named second-team All-Pro in 2013.
- Served as a Raiders team captain from 2012-15.
- Has totaled 844 rushing yards on 183 carries (4.6 avg.) and 2,015 receiving yards on 205 receptions (9.8 avg.) with 15 total TDs.
- After originally entering the NFL in 2008 with Miami as an undrafted free agent wide receiver, spent eight seasons (2008-15) with Oakland as a fullback after signing with the team following a mini camp in which he participated on a try-

out basis.

**COLLEGE:** Played two years as a wide receiver at Washington after transferring from El Camino Community College in Torrance, Calif. Had 48 career receptions for 980 yards and nine TDs. Started all 13 games as a senior and earned team award for most improved offensive player. Set Washington record in 2007 for longest play from scrimmage with a 98-yard TD reception against Arizona. Finished season with 39 receptions for 761 yards and eight TDs. Played in 11-of-12 games as a junior and totaled nine receptions for 219 yards and one TD. At El Camino Community College, led Warriors to 11-1 record and berth in California state semifinals. Ranked No. 2 receiver and No. 24 nationally by Rivals.com. In first collegiate season, at Chaffey Junior College in Rancho Cucamonga, Calif., recorded 25 receptions for 600 yards and seven TDs. Majored in American ethnic studies.

**PERSONAL:** Attended Hesperia (Calif.) High School and was First-team All-league performer in football, basketball and track. Had 41 receptions for 989 yards and 11 TDs in his senior season. Works with the Marcel Reece Foundation Youth Football Camp of Hesperia, Calif.

### REECE'S NFL RECORD

Club	Team	G/S	Rushing					Receiving				
			Att	Yds	Avg	LG	TD	No	Yds	Avg	LG	TD
2008	Oakland	0/0	0	0	0.0	0	0	0	0	0.0	0	0
2009	Oakland	2/0	0	0	0.0	0	0	2	20	10.0	11	0
2010	Oakland	16/10	30	122	4.1	31	1	25	333	13.3	73t	3
2011	Oakland	12/6	17	112	6.6	26	0	27	301	11.1	47	2
2012	Oakland	16/14	59	271	4.6	17	0	52	496	9.5	56	1
2013	Oakland	16/15	46	218	4.7	63t	2	32	331	10.3	45	2
2014	Oakland	15/15	21	85	4.0	11	0	37	265	7.2	19	1
2015	Oakland	15/7	10	36	3.6	12	0	30	269	9.0	55	3
2016	Seattle	3/0	1	0	0.0	0	0	3	47	15.7	31	0
<b>NFL TOTALS</b>		<b>95/67</b>	<b>184</b>	<b>844</b>	<b>4.6</b>	<b>63t</b>	<b>3</b>	<b>208</b>	<b>2,062</b>	<b>9.9</b>	<b>73t</b>	<b>12</b>

### REECE'S SINGLE-GAME HIGHS

<b>Rushing</b>	<b>Receiving</b>
<b>Rush Att:</b> 19, 2 Times, Last at NY Jets (12/8/13)	<b>Most Rec.:</b> 8 vs. Tampa Bay (11/4/12)
<b>Rush Yards:</b> 123 at NY Jets (12/8/13)	<b>Most Rec. Yards:</b> 95 vs. Tampa Bay (11/4/12)
<b>Longest Rush:</b> 63t at NY Jets (12/8/13)	<b>Long Reception:</b> 73t vs. Denver (12/19/10)
<b>Most Rush TDs:</b> 1, 3 Times, Last at NY Jets (12/8/13)	<b>Most Rec. TDs:</b> 2 vs. Baltimore (9/20/15)

### ADDITIONAL STATS

**Special Teams Tackles:** 2014 (5), 2015 (2); **Career:** (7).  
**Kickoff Returns:** 2009 (3 for 58 yards), 2010 (1 for 7 yards), 2012 (1 for 36 yards), 2015 (2 for 32 yards); **Career:** (7 for 133 yards, 19.0 avg.).  
**Passing:** 2013 (1-1, 22 yards); **Career:** 2013 (1-1, 22 yards).  
**Punt Blocks:** 2013 (1), 2014 (1); **Career:** (2).

### REECE'S 2016 SEASON

Signed by Seattle December 6. **at GB (12/11):** Saw action in first game with Seattle and had two receptions for 38 yards with a long of 31.

2016	Opponent	Rushing					Receiving					
		Att	Yds	Avg	LG	TD	Rec	Yds	Avg	LG	TD	Total
Weeks 1-13												
Not on a roster												
12/11	at Green Bay	0	0	0.0	0	0	2	38	19.0	31	0	38
12/15	L.A. Rams	1	0	0.0	0	0	1	9	9.0	9	0	9
12/24	Arizona	0	0	0.0	0	0	0	0	0.0	0	0	0
<b>TOTALS (3/0)</b>		<b>1</b>	<b>0</b>	<b>0.0</b>	<b>0</b>	<b>0</b>	<b>3</b>	<b>47</b>	<b>15.7</b>	<b>31</b>	<b>0</b>	<b>47</b>

### REECE'S GAME-BY-GAME

2008	Opponent	Rushing					Receiving					
		Att	Yds	Avg	LG	TD	Rec	Yds	Avg	LG	TD	Total
12/28	at Tampa Bay	Inactive										
<b>TOTALS (0/0)</b>		<b>0</b>	<b>0</b>	<b>0.0</b>	<b>0</b>	<b>0</b>	<b>0</b>	<b>0</b>	<b>0.0</b>	<b>0</b>	<b>0</b>	<b>0</b>

2009	Opponent	Rushing					Receiving					
		Att	Yds	Avg	LG	TD	Rec	Yds	Avg	LG	TD	Total
12/27	at Cleveland	0	0	0.0	0	0	1	9	9.0	9	0	9
1/3/10	Baltimore	0	0	0.0	0	0	1	11	11.0	11	0	11
<b>TOTALS (2/0)</b>		<b>0</b>	<b>0</b>	<b>0.0</b>	<b>0</b>	<b>0</b>	<b>2</b>	<b>20</b>	<b>10.0</b>	<b>11</b>	<b>0</b>	<b>20</b>

## REECE'S GAME-BY-GAME CONT.

2010	Opponent	-----Rushing-----					-----Receiving-----					Total
		Att	Yds	Avg	LG	TD	Rec	Yds	Avg	LG	TD	
09/12	at Tennessee	0	0	0.0	0	0	0	0	0.0	0	0	0
09/19	St. Louis	3	9	3.0	5	0	2	21	10.5	19	0	30
09/26	at Arizona	1	2	2.0	2	0	2	2	1.0	6	0	4
10/03	Houston	2	7	3.5	6	0	1	13	13.0	13t	1	20
10/10	San Diego	0	0	0.0	0	0	2	7	3.5	4	0	7
10/17	at San Francisco	1	2	2.0	2	0	0	0	0.0	0	0	2
10/24	at Denver	7	39	5.6	14	1	1	19	19.0	19	0	58
10/31	Seattle	2	32	16.0	31	0	3	90	30.0	51	1	122
11/07	Kansas City	1	4	4.0	4	0	2	8	4.0	7	0	12
11/21	at Pittsburgh	1	2	2.0	2	0	0	0	0.0	0	0	2
11/28	Miami	1	-2	-2.0	-2	0	1	2	2	2.0	2	0
12/05	at San Diego	1	5	5.0	5	0	3	42	14.0	22	0	47
12/12	at Jacksonville	2	3	1.5	2	0	4	48	12.0	13	0	51
12/19	Denver	3	9	3.0	4	0	2	79	39.5	73t	1	88
12/26	Indianapolis	3	6	2.0	4	0	2	2	1.0	2	0	8
1/2/11	at Kansas City	2	4	2.0	3	0	0	0	0.0	0	0	4
<b>TOTALS (16/10)</b>		<b>30</b>	<b>122</b>	<b>4.1</b>	<b>31</b>	<b>1</b>	<b>25</b>	<b>333</b>	<b>13.3</b>	<b>73t</b>	<b>3</b>	<b>455</b>

2011	Opponent	-----Rushing-----					-----Receiving-----					Total
		Att	Yds	Avg	LG	TD	Rec	Yds	Avg	LG	TD	
09/12	at Denver	1	11	11.0	11	0	3	23	7.7	16	1	34
09/18	at Buffalo	1	4	4.0	4	0	3	20	6.7	12	0	24
09/25	N.Y. Jets	0	0	0.0	0	0	0	0	0.0	0	0	0
10/02	New England			Inactive (ankle)								
10/09	at Houston			Inactive (ankle)								
10/16	Cleveland			Inactive (ankle)								
10/23	Kansas City			Inactive (ankle)								
11/06	Denver	0	0	0.0	0	0	3	51	17.0	40	1	51
11/10	at San Diego	1	3	3.0	3	0	0	0	0.0	0	0	3
11/20	at Minnesota	6	45	7.5	20	0	2	16	8.0	12	0	61
11/27	Chicago	2	0	0.0	3	0	5	92	18.4	47	0	92
12/04	at Miami	1	10	10.0	10	0	1	38	38.0	38	0	48
12/11	at Green Bay	2	12	6.0	9	0	4	7	1.8	12	0	19
12/18	Detroit	1	26	26.0	26	0	3	16	5.3	18	0	42
12/24	at Kansas City	2	1	0.5	1	0	1	10	10.0	10	0	11
1/1/12	San Diego	0	0	0.0	0	0	2	28	14.0	22	0	28
<b>TOTALS (12/6)</b>		<b>17</b>	<b>112</b>	<b>6.6</b>	<b>26</b>	<b>0</b>	<b>27</b>	<b>301</b>	<b>11.1</b>	<b>47</b>	<b>2</b>	<b>413</b>

2012	Opponent	-----Rushing-----					-----Receiving-----					Total
		Att	Yds	Avg	LG	TD	Rec	Yds	Avg	LG	TD	
09/10	San Diego	1	0	0.0	0	0	2	20	10.0	15	0	20
09/16	at Miami	0	0	0.0	0	0	2	17	8.5	14	0	17
09/23	Pittsburgh	0	0	0.0	0	0	4	27	6.8	10	0	27
09/30	at Denver	0	0	0.0	0	0	5	54	10.8	31	0	54
10/14	at Atlanta	0	0	0.0	0	0	1	1	1.0	1	0	1
10/21	Jacksonville	0	0	0.0	0	0	4	58	14.5	35	0	58
10/28	at Kansas City	0	0	0.0	0	0	0	0	0.0	0	0	0
11/04	Tampa Bay	0	0	0.0	0	0	8	95	11.9	26	1	95
11/11	at Baltimore	13	48	3.7	9	0	7	56	8.0	24	0	104
11/18	New Orleans	19	103	5.4	17	0	4	90	22.5	56	0	193
11/25	at Cincinnati	15	74	4.9	15	0	4	29	7.3	11	0	103
12/02	Cleveland	7	36	5.1	12	0	5	20	4.0	11	0	56
12/06	Denver	4	10	2.5	5	0	1	5	5.0	5	0	15
12/16	Kansas City	0	0	0.0	0	0	1	6	6.0	6	0	6
12/23	at Carolina	0	0	0.0	0	0	4	18	4.5	19	0	18
12/30	at San Diego	0	0	0.0	0	0	0	0	0.0	0	0	0
<b>TOTALS (16/14)</b>		<b>59</b>	<b>271</b>	<b>4.6</b>	<b>17</b>	<b>0</b>	<b>52</b>	<b>496</b>	<b>9.5</b>	<b>56</b>	<b>1</b>	<b>767</b>

## REECE'S GAME-BY-GAME CONT.

2013	Opponent	-----Rushing-----					-----Receiving-----					Total
		Att	Yds	Avg	LG	TD	Rec	Yds	Avg	LG	TD	
09/08	at Indianapolis	0	0	0.0	0	0	1	9	9.0	9	0	9
09/15	Jacksonville	2	15	7.5	11t	1	0	0	0.0	0	0	15
09/23	at Denver	0	0	0.0	0	0	4	45	11.3	19	1	45
09/29	Washington	0	0	0.0	0	0	1	-2	-2.0	-2	0	-2
10/06	San Diego	7	32	4.6	14	0	3	25	8.3	9	0	57
10/13	at Kansas City	0	0	0.0	0	0	1	9	9.0	9	0	9
10/27	Pittsburgh	3	10	3.3	6	0	0	0	0.0	0	0	10
11/03	Philadelphia	1	0	0.0	0	0	2	22	11.0	16	0	22
11/10	at N.Y. Giants	0	0	0.0	0	0	3	30	10.0	16	0	30
11/17	at Houston	4	6	1.5	2	0	2	17	8.5	20	0	23
11/24	Tennessee	5	14	2.8	5	0	4	44	11.0	27t	1	58
11/28	at Dallas	0	0	0.0	0	0	2	5	2.5	5	0	5
12/08	at N.Y. Jets	19	123	6.5	63t	1	2	38	19.0	26	0	161
12/15	Kansas City	5	18	3.6	8	0	2	52	26.0	45	0	70
12/22	at San Diego	0	0	0.0	0	0	4	26	6.5	14	0	26
12/29	Denver	0	0	0.0	0	0	1	11	11.0	11	0	11
<b>TOTALS (16/15)</b>		<b>46</b>	<b>218</b>	<b>4.7</b>	<b>63t</b>	<b>2</b>	<b>32</b>	<b>331</b>	<b>10.3</b>	<b>45</b>	<b>2</b>	<b>549</b>

2014	Opponent	-----Rushing-----					-----Receiving-----					Total
		Att	Yds	Avg	LG	TD	Rec	Yds	Avg	LG	TD	
09/07	at N.Y. Jets	1	0	0.0	0	0	2	1	0.5	1	0	1
09/14	Houston	0	0	0.0	0	0	1	11	11.0	11	0	11
09/21	at New England	1	7	7.0	7	0	3	19	6.3	12	0	26
09/28	Miami	0	0	0.0	0	0	1	5	5.0	5	0	5
10/12	San Diego	1	2	2.0	2	0	1	11	11.0	11	0	13
10/19	Arizona			Inactive (Quadriceps)								
10/26	at Cleveland	0	0	0.0	0	0	5	34	6.8	19	0	34
11/02	at Seattle	1	10	10.0	10	0	1	12	12.0	12	0	22
11/09	Denver	1	3	3.0	3	0	2	6	3.0	6	0	9
11/16	at San Diego	1	1	1.0	1	0	2	-4	-2.0	0	0	-3
11/20	Kansas City	8	37	4.6	9	0	1	8	8.0	8	0	45
11/30	at St. Louis	4	12	3.0	8	0	6	48	8.0	13	0	60
12/07	San Francisco	2	2	1.0	3	0	7	64	9.1	14	1	66
12/14	at Kansas City	0	0	0.0	0	0	0	0	0.0	0	0	0
12/21	Buffalo	0	0	0.0	0	0	2	20	10.0	16	0	20
12/28	at Denver	1	11	11.0	11	0	3	30	10.0	14	0	41
<b>TOTALS (15/15)</b>		<b>21</b>	<b>85</b>	<b>4.0</b>	<b>11</b>	<b>0</b>	<b>37</b>	<b>265</b>	<b>7.2</b>	<b>19</b>	<b>1</b>	<b>350</b>

2015	Opponent	-----Rushing-----					-----Receiving-----					Total
		Att	Yds	Avg	LG	TD	Rec	Yds	Avg	LG	TD	
09/13	Cincinnati	0	0	0.0	0	0	3	26	8.7	11t	2	26
09/20	Baltimore	0	0	0.0	0	0	1	16	16.0	16	0	16
09/27	at Cleveland	1	1	1.0	1	0	1	55	55.0	55	0	56
10/04	at Chicago	0	0	0.0	0	0	2	16	8.0	10	0	16
10/11	Denver	1	6	6.0	6	0	7	49	7.0	13	1	55
10/25	at San Diego	0	0	0.0	0	0	3	15	5.0	6	0	15
11/01	N.Y. Jets	0	0	0.0	0	0	3	26	8.7	15	0	26
11/08	at Pittsburgh	3	21	7.0	12	0	0	0	0.0	0	0	21
11/15	Minnesota	0	0	0.0	0	0	1	0	0.0	0	0	0
11/22	at Detroit	2	2	1.0	2	0	0	0	0.0	0	0	2
11/29	at Tennessee	0	0	0.0	0	0	1	7	7.0	7	0	7
12/06	Kansas City	1	4	4.0	4	0	3	19	6.3	15	0	23
12/13	at Denver	2	2	1.0	2	0	0	0	0.0	0	0	2
12/20	Green Bay	0	0	0.0	0	0	3	37	12.3	29	0	37
12/24	San Diego	0	0	0.0	0	0	2	3	1.5	3	0	3
1/3/16	at Kansas City			Reserve/Suspended List								
<b>TOTALS (15/7)</b>		<b>10</b>	<b>36</b>	<b>3.6</b>	<b>12</b>	<b>0</b>	<b>30</b>	<b>269</b>	<b>9.0</b>	<b>55</b>	<b>3</b>	<b>305</b>



90

## JARRAN REED

### DEFENSIVE TACKLE

Height 6-3  
 Weight 311  
 College Alabama  
 NFL Seasons Rookie  
 Born December 16, 1992  
 Hometown Goldsboro, N.C.  
 Pronunciation JARE-inn

## REED'S 2016 SEASON

**Mia (9/11):** Started first-career game and had two tackles and two passes defended. **SF (9/25):** Had three assisted tackles. **at NYJ (10/2):** Inactive (hip). **Atl (10/16):** Returned to action and totaled three tackles (1 solo), including first-career sack and two QB hits. **at NE (11/13):** Totaled a season-best five tackles and shared a sack with Damontre Moore. **LA (12/15):** Made first start since week 3 and assisted on two tackles. **Ariz (12/24):** Shared a sack with Bennett.

### REED'S 2016 GAME-BY-GAME

Game	G/S	T	S	A	QB	Yds.	QH	Int.	Yds.	PD	FF	FR	Yds.
Miami (9/11)	1/1	2	0	2	0.0	0.0	0	0	0	2	0	0	0
at L.A. (9/18)	1/1	2	1	1	0.0	0.0	0	0	0	0	0	0	0
SF (9/25)	1/1	3	0	3	0.0	0.0	0	0	0	0	0	0	0
at NYJ (10/2)		Inactive (hip)											
Atl (10/16)	1/0	3	1	2	1.0	0.0	2	0	0	0	0	0	0
at Ariz (10/23)	1/0	1	1	0	0.0	0.0	0	0	0	0	0	0	0
at NO (10/30)	1/0	3	1	2	0.0	0.0	0	0	0	0	0	0	0
Buf (11/7)	1/0	2	1	1	0.0	0.0	0	0	0	0	0	0	0
at NE (11/13)	1/0	5	1	4	0.5	3.5	1	0	0	0	0	0	0
Phi (11/20)	1/0	2	1	1	0.0	0.0	1	0	0	1	0	0	0
at TB (11/27)	1/0	2	1	1	0.0	0.0	0	0	0	0	0	0	0
Car (12/4)	1/0	0	0	0	0.0	0.0	0	0	0	0	0	0	0
at GB (12/11)	1/0	4	2	2	0.0	0.0	0	0	0	0	0	0	0
L.A. (12/15)	1/1	2	0	2	0.0	0.0	0	0	0	0	0	0	0
Ariz (12/24)	1/1	2	1	1	0.5	4.0	1	0	0	0	0	0	0
<b>Totals</b>	<b>14/5</b>	<b>33</b>	<b>11</b>	<b>22</b>	<b>2.0</b>	<b>7.5</b>	<b>5</b>	<b>0</b>	<b>0</b>	<b>3</b>	<b>0</b>	<b>0</b>	<b>0</b>



10

## PAUL RICHARDSON

### WIDE RECEIVER

Height 6-0  
Weight 183  
College Colorado  
Seasons NFL 3rd, Seahawks 3rd  
Born April 13, 1992  
Hometown Los Angeles, Calif.

## RICHARDSON'S NFL RECORD

Year	Club	G/S	No	Yds	Avg	LG	TD
2014	Seattle	15/6	29	271	9.3	32	1
2015	Seattle	1/0	1	40	40.0	40	0
2016	Seattle	14/0	17	248	14.6	39	1
<b>NFL TOTALS</b>		<b>30/6</b>	<b>47</b>	<b>559</b>	<b>11.9</b>	<b>40</b>	<b>2</b>
<b>POSTSEASON</b>							
Year	Club	G/S	No	Yds	Avg	LG	TD
2014	Seattle	1/0	1	21	21.0	21	0
<b>NFL TOTALS</b>		<b>1/0</b>	<b>1</b>	<b>21</b>	<b>21.0</b>	<b>21</b>	<b>0</b>

### RICHARDSON'S SINGLE-GAME HIGHS

**Most Receptions:** 5, 2 Times, Last vs. St. Louis (12/28/14)     **Most Yards:** 60 vs. St. Louis (12/28/14)  
**Most TDs:** 1, 2 Times, Last vs. Arizona (12/24/16)     **Longest Reception:** 40 vs. SF (11/22/15)

### ADDITIONAL STATS

**Special Teams Tackles:** 2016 (2); **Career:** (2).  
**Kickoff Returns:** 2016 (4 for 95 yards, 23.8 avg. long of 32); **Career:** (4 for 95 yards, 23.8 avg. long of 32).

## RICHARDSON'S 2016 SEASON

**Ariz (12/24):** Had season high with four catches, including first TD since 2014. Took over kickoff return duties for Tyler Lockett and had two returns for 56 yards.

2016	Opponent	No	Yds	Avg	LG	TD
9/11	Miami	1	11	11.0	11	0
9/18	at L.A. Rams	3	35	11.7	14	0
9/25	San Francisco	0	0	0.0	0	0
10/2	at N.Y. Jets	1	27	27.0	27	0
10/16	Atlanta	0	0	0.0	0	0
10/23	at Arizona	1	10	10.0	10	0
10/30	at New Orleans	2	33	16.5	23	0
11/7	Buffalo	1	15	17.0	15	0
11/13	at New England	2	52	26.0	39	0
11/20	Philadelphia	1	6	6.0	6	0
11/27	at Tampa Bay	1	17	17.0	17	0
12/4	Carolina	Inactive (hamstring)				
12/11	at Green Bay	0	0	0.0	0	0
12/15	L.A. Rams	0	0	0.0	0	0
12/24	Arizona	4	42	10.5	16	1
<b>TOTALS (13/0)</b>		<b>17</b>	<b>248</b>	<b>14.6</b>	<b>39</b>	<b>1</b>

## RICHARDSON'S GAME-BY-GAME RECEIVING

2014	Opponent	No	Yds	Avg	LG	TD	2015	Opponent	No	Yds	Avg	LG	TD
09/04	Green Bay	0	0	0.0	0	0	Games 1-8						
09/14	at San Diego	0	0	0.0	0	0	PUP (Knee)						
09/21	Denver	1	7	7.0	7	0	11/15	Arizona	1	40	40.0	40	0
10/06	at Washington	0	0	0.0	0	0	11/22	San Francisco	Inactive (Hamstring)				
10/12	Dallas	Inactive						11/29	Pittsburgh	Inactive (Hamstring)			
10/19	at St. Louis	4	33	8.3	11	0	<b>TOTALS (1/0)</b>		<b>1</b>	<b>40</b>	<b>40.0</b>	<b>40</b>	<b>0</b>
10/26	at Carolina	2	20	10.0	11	0							
11/02	Oakland	3	12	4.0	10	0							
11/09	NY Giants	0	0	0.0	0	0							
11/16	at Kansas City	3	24	8.0	10	0							
11/23	Arizona	0	0	0.0	0	0							
11/27	at San Francisco	1	6	6.0	6	0							
12/07	at Philadelphia	2	27	13.5	20	0							
12/14	San Francisco	3	30	10.0	11	1							
12/21	at Arizona	5	52	10.4	22	0							
12/28	St. Louis	5	60	12.0	32	0							
<b>TOTALS (15/6)</b>		<b>29</b>	<b>271</b>	<b>9.3</b>	<b>32</b>	<b>1</b>							
1/10	Carolina	1	21	21.0	21	0							
<b>PLAYOFFS (1/0)</b>		<b>1</b>	<b>21</b>	<b>21.0</b>	<b>21</b>	<b>0</b>							





# 77

## AHTYBA RUBIN

### DEFENSIVE TACKLE

Height 6-2  
Weight 310  
College Iowa State  
Seasons NFL 9th, Seahawks 2nd  
Born July 25, 1986  
Hometown Pensacola, Fla.  
Pronunciation ah-TAH-buh

## RUBIN'S NFL RECORD

Club	G/S	Tackles			Sacks		Interceptions				FF	FR	Yds		
		Tkl	So	Ast	QB	Yds	No	Yds	Avg	LG				TD	PD
2008 Cleveland	12/0	11	7	4	0.0	0.0	0	0	0.0	0	0	0	1	0	
2009 Cleveland	16/5	38	23	15	0.0	0.0	0	0	0.0	0	0	0	1	0	
2010 Cleveland	16/16	82	57	25	2.0	17.0	1	1	1.0	1	0	2	0	0	
2011 Cleveland	16/16	83	56	27	5.0	36.5	0	0	0.0	0	0	0	0	0	
2012 Cleveland	13/13	44	30	14	2.0	13.0	0	0	0.0	0	0	2	2	0	
2013 Cleveland	14/14	52	25	27	2.0	9.0	0	0	0.0	0	0	0	0	0	
2014 Cleveland	13/11	28	14	14	1.0	6.0	0	0	0.0	0	0	1	0	0	
2015 Seattle	16/16	36	20	16	2.0	9.0	1	2	2.0	2	0	1	0	0	
2016 Seattle	15/15	34	20	14	1.0	9.0	0	0	0.0	0	0	1	2	0	
<b>NFL TOTALS</b>	<b>131/106</b>	<b>408</b>	<b>252</b>	<b>156</b>	<b>15.0</b>	<b>99.5</b>	<b>2</b>	<b>3</b>	<b>1.5</b>	<b>2</b>	<b>0</b>	<b>7</b>	<b>5</b>	<b>1</b>	<b>0</b>

### POSTSEASON

Club	G/S	Tackles			Sacks		Interceptions				FF	FR	Yds		
		Tkl	So	Ast	QB	Yds	No	Yds	Avg	LG				TD	PD
2015 Seattle	2/2	10	5	5	1.0	9.0	0	0	0.0	0	0	0	0	1	0
<b>NFL TOTALS</b>	<b>2/2</b>	<b>10</b>	<b>5</b>	<b>5</b>	<b>1.0</b>	<b>9.0</b>	<b>0</b>	<b>0</b>	<b>0.0</b>	<b>0</b>	<b>0</b>	<b>0</b>	<b>0</b>	<b>1</b>	<b>0</b>

### RUBIN'S SINGLE-GAME HIGHS


**Tackles:** 10 at Cincinnati (12/19/10)      **FF:** 1, 5 Times, Last at Tampa Bay (11/27/16)  
**Sacks:** 1.5 vs. Miami (9/25/11)      **FR:** 1 at Buffalo (11/17/08)  
**Int.:** 1, 2 Times, Last vs. Pittsburgh (11/29/15)

## RUBIN'S 2016 SEASON

at NE (11/13): Started 100th-career game of career. at GB (12/11): Recorded a sack - first of the season .

### RUBIN'S 2016 GAME-BY-GAME

Game	G/S	T	S	A	QB	Yds.	QH	Int.	Yds.	PD	FF	FR	Yds.
Miami (9/11)	1/1	0	0	0	0.0	0.0	0	0	0	0	1	0	0
at L.A. (9/18)	1/1	2	2	0	0.0	0.0	0	0	0	0	0	0	0
SF (9/25)	1/1	5	1	4	0.0	0.0	0	0	0	0	0	0	0
at NYJ (10/2)	1/1	2	0	2	0.0	0.0	0	0	0	0	0	0	0
Atl (10/16)	1/1	1	0	1	0.0	0.0	0	0	0	0	0	0	0
at Ariz (10/23)	1/1	6	6	0	0.0	0.0	0	0	0	0	0	0	0
at NO (10/30)	1/1	5	3	2	0.0	0.0	0	0	0	0	0	0	0
Buf (11/7)	1/1	1	1	0	0.0	0.0	0	0	0	0	0	0	0
at NE (11/13)	1/1	1	0	1	0.0	0.0	0	0	0	1	0	0	0
Phi (11/20)	1/1	0	0	0	0.0	0.0	0	0	0	0	0	0	0
at TB (11/27)	1/1	2	1	1	0.0	0.0	0	0	0	0	1	0	0
Car (12/4)	1/1	1	1	0	0.0	0.0	1	0	0	0	0	0	0
at GB (12/11)	1/1	2	2	0	1.0	9.0	1	0	0	0	0	0	0
L.A. (12/15)	1/1	4	2	2	0.0	0.0	0	0	0	0	0	0	0
Ariz (12/24)	1/1	2	1	1	0.0	0.0	0	0	0	0	0	0	0
<b>Totals</b>	<b>15/15</b>	<b>34</b>	<b>20</b>	<b>14</b>	<b>1.0</b>	<b>9.0</b>	<b>2</b>	<b>0</b>	<b>0</b>	<b>1</b>	<b>2</b>	<b>0</b>	<b>0</b>



# 9

## JON RYAN

### PUNTER

Height 6-0  
 Weight 217  
 College Regina  
 Seasons NFL 11th, Seahawks 9th  
 Born November 26, 1981  
 Hometown Regina, Saskatchewan

## RYAN'S NFL RECORD

Club	G/S	No	Yds	Avg	Net Avg	LG	I20	TB	Blk
2006 Green Bay	16/0	84	3,739	44.5	35.7	66	17	12	0
2007 Green Bay	16/0	60	2,664	44.4	37.6	72	18	11	2
2008 Seattle	15/0	78	3,557	45.6	37.9	63	22	12	1
2009 Seattle	16/0	88	4,068	46.2	38.7	70	28	9	0
2010 Seattle	16/0	78	3,254	41.7	37.3	63	27	1	0
2011 Seattle	16/0	95	4,431	46.6*	39.3	77*	34	8	0
2012 Seattle	16/0	65	2,963	45.6	40.8*	73	30	3	0
2013 Seattle	16/0	74	3,159	42.7	39.2	69	28	5	2
2014 Seattle	16/0	61	2,688	44.1	38.3	66	28	6	1
2015 Seattle	16/0	68	3,105	45.7	37.9	73	24	7	0
2016 Seattle	15/0	67	2,942	43.9	39.5	62	25	3	1
<b>NFL TOTALS</b>	<b>174/0</b>	<b>818</b>	<b>36,569</b>	<b>44.7</b>	<b>38.3</b>	<b>77</b>	<b>281</b>	<b>77</b>	<b>7</b>

### POSTSEASON

Club	G/S	No	Yds	Avg	Net Avg	LG	I20	TB	Blk
2007 Green Bay	2/0	9	298	33.1	28.2	43	3	1	0
2010 Seattle	2/0	13	470	36.2	33.0	52	4	0	0
2012 Seattle	2/0	6	214	35.7	30.3	50	2	1	0
2013 Seattle	3/0	9	356	39.6	28.9	46	2	0	0
2014 Seattle	3/0	15	635	42.3	36.2	61	6	0	0
2015 Seattle	2/0	8	286	35.8	34.9	42	4	0	0
<b>NFL TOTALS</b>	<b>14/0</b>	<b>60</b>	<b>2,259</b>	<b>37.7</b>	<b>30.9</b>	<b>61</b>	<b>21</b>	<b>2</b>	<b>0</b>

\* Club Record

### RYAN'S SINGLE-GAME HIGHS

**Punts:** 11 vs. Philadelphia (11/2/08)      **Longest:** 77\* at San Francisco (9/11/11)  
**Avg. (3 min.):** 61.0 at Dallas (11/6/11)      **Inside 20:** 6,3, Times, Last at Miami (11/25/12)  
**Net (3 min.):** 58.3 at Dallas (11/6/11)

### ADDITIONAL STATS

**Special Teams Tackles:** 2006 (1), 2007 (FR), 2009 (3), 2011 (3), 2015 (2); **Career:** (9, FR). **Passing:** 2007: 1-1 for 18 yards, 2009: 1-1 for 42 yards; 2016: 0-1 for 0 yards; **Career:** 2-3 for 60 yards.  
**Rushing:** 2006: One for -11, 2007: Two for 7, 2009: One for 0, 2010: One for -9; 2014: Two for 5 (fake FG and fumble punt snap); 2016: One for 26 (fake punt); **Career:** Eight for 18 yards.  
**Postseason Special Teams Passing:** 2014 (1-1, 19-yard TD on Fake FG). **Rushing:** 2015 (One for 4 yards following a low snap).

## RYAN'S 2016 SEASON

at NYJ (10/2): Earned NFC Special Teams Player of the Week honors after placing four of five punts inside the 20. at NO (10/30): Tied a season-long with a 58-yard punt. Also credited with a pass attempt on a fumbled field goal snap at the end of the first half. LA (12/15): Had a successful fake punt and rushed for 26 yards and first down. Suffered a concussion on the play and did not return.

2016	Opponent	No	Yds	Avg	Net Avg	LG	I20	TB	Blk
9/11	Miami	6	253	42.2	36.8	50	2	0	0
9/18	at L.A.	7	309	44.1	39.1	51	2	1	0
9/25	San Francisco	2	102	51.0	41.0	57	0	0	0
10/2	at N.Y. Jets	5	203	40.6	40.6	56	4	0	0
10/16	Atlanta	5	230	46.0	39.8	58	2	1	0
10/23	at Arizona	9	414	46.0	42.3	58	2	0	0
10/30	at New Orleans	3	146	48.7	42.0	58	1	1	0
11/7	Buffalo	3	142	47.3	32.3	62	1	0	1
11/13	at New England	2	105	52.5	48.5	54	2	0	0
11/20	Philadelphia	6	279	46.5	44.0	58	3	0	0
11/27	at Tampa Bay	7	330	47.1	40.3	55	1	0	0
12/4	Carolina	1	41	41.0	41.0	41	0	0	0
12/11	at Green Bay	4	136	34.0	34.0	42	2	0	0
12/15	L.A.	3	108	36.0	36.0	40	2	0	0
12/24	Arizona	4	144	36.0	36.0	50	1	0	0
<b>TOTALS</b>		<b>67</b>	<b>2,942</b>	<b>43.9</b>	<b>39.5</b>	<b>62</b>	<b>25</b>	<b>3</b>	<b>1</b>



35

## DESHAWN SHEARD

### DEFENSIVE BACK

Height 6-2  
Weight 212  
College Portland State  
Seasons NFL 5th, Seahawks 5th  
Born June 28, 1989  
Hometown Palmdale, Calif.

## SHEAD'S NFL RECORD

Club	G/S	Tackles			Sacks		Interceptions									
		Tkl	So	Ast	QB	Yds	No	Yds	Avg	LG	TD	PD	FF	FR	Yds	
2012 Seattle	0/0	0	0	0	0.0	0.0	0	0.0	0.0	0	0	0	0	0	0	0
2013 Seattle	5/0	0	0	0	0.0	0.0	0	0.0	0.0	0	0	0	0	0	0	0
2014 Seattle	16/1	7	6	1	0.0	0.0	0	0.0	0.0	0	0	2	0	0	0	0
2015 Seattle	16/6	49	38	11	1.0	5.0	1	40	40.0	40	0	8	1	0	0	0
2016 Seattle	14/14	79	55	24	0.0	0.0	1	2	2.0	2	0	14	1	0	0	0
<b>NFL TOTALS</b>	<b>51/20</b>	<b>135</b>	<b>99</b>	<b>36</b>	<b>1.0</b>	<b>5.0</b>	<b>2</b>	<b>42</b>	<b>21.0</b>	<b>40</b>	<b>0</b>	<b>24</b>	<b>2</b>	<b>0</b>	<b>0</b>	<b>0</b>

POSTSEASON																
Club	G/S	Tackles			Sacks		Interceptions									
		Tkl	So	Ast	QB	Yds	No	Yds	Avg	LG	TD	PD	FF	FR	Yds	
2012 Seattle	0/0	0	0	0	0.0	0.0	0	0	0.0	0	0	0	0	0	0	0
2013 Seattle	3/0	0	0	0	0.0	0.0	0	0	0.0	0	0	0	0	0	0	0
2014 Seattle	3/0	0	0	0	0.0	0.0	0	0	0.0	0	0	0	0	0	0	0
2015 Seattle	2/1	9	6	3	0.0	0.0	0	0	0.0	0	0	0	0	0	0	0
<b>NFL TOTALS</b>	<b>8/1</b>	<b>9</b>	<b>6</b>	<b>3</b>	<b>0.0</b>	<b>0.0</b>	<b>0</b>	<b>0</b>	<b>0.0</b>	<b>0</b>	<b>0</b>	<b>0</b>	<b>0</b>	<b>0</b>	<b>0</b>	<b>0</b>

### SHEAD'S SINGLE-GAME HIGHS

**Tackles:** 10, vs. Pittsburgh (11/29/15)      **FF:** 1, 2 Times, Last vs. San Francisco (9/25/16)  
**Sacks:** 1.0, at Cincinnati (10/11/15)      **FR:** None  
**Int.:** 1, 2 Times, Last at New England (11/13/16)

### ADDITIONAL STATS

**Special Teams Tackles:** 2013 (1), 2014 (6, blocked punt), 2015 (4, FF), 2016 (1); **Career:** 12, FF  
**Postseason Special Teams Tackles:** 2013 (2), 2014 (6), 2015 (1); **Career:** 9.

## SHEAD'S 2016 SEASON

**Mia (9/11):** Started at right CB. **at Ariz (10/23):** Posted a season-best nine tackles (8 solo) and had a pass defensed. Set a single-season career high with ninth pass defensed. **at NE (11/13):** Had second-career interception, Tom Brady's first of the season and ended the Patriot's NFL record for most pass attempts to open a season without an interception. **Phi (11/20):** Left game early in the first half with a hamstring injury. **at TB (11/27):** Inactive (hamstring).

### SHEAD'S 2016 GAME-BY-GAME

Game	G/S	T	S	A	QB	Yds.	QH	Int.	Yds.	PD	FF	FR	Yds.
Miami (9/11)	1/1	4	1	3	0.0	0.0	0	0	0	2	0	0	0
at L.A. (9/18)	1/1	4	4	0	0.0	0.0	0	0	0	0	0	0	0
SF (9/25)	1/1	7	7	0	0.0	0.0	0	0	0	1	1	0	0
at NYJ (10/2)	1/1	4	3	1	0.0	0.0	0	0	0	2	0	0	0
Atl (10/16)	1/1	8	7	1	0.0	0.0	0	0	0	3	0	0	0
at Ariz (10/23)	1/1	9	8	1	0.0	0.0	0	0	0	1	0	0	0
at NO (10/30)	1/1	8	6	2	0.0	0.0	0	0	0	0	0	0	0
Buf (11/7)	1/1	8	4	4	0.0	0.0	0	0	0	0	0	0	0
at NE (11/13)	1/1	4	3	1	0.0	0.0	0	1	2	1	0	0	0
Phi (11/20)	1/1	1	0	1	0.0	0.0	0	0	0	0	0	0	0
at TB (11/27)							Inactive (hamstring)						
Car (12/4)	1/1	3	1	2	0.0	0.0	0	0	0	1	0	0	0
at GB (12/11)	1/1	5	4	1	0.0	0.0	0	0	0	2	0	0	0
L.A. (12/15)	1/1	5	3	2	0.0	0.0	0	0	0	1	0	0	0
Ariz (12/24)	1/1	9	4	5	0.0	0.0	0	0	0	0	0	0	0
<b>Totals</b>	<b>14/14</b>	<b>79</b>	<b>55</b>	<b>24</b>	<b>0.0</b>	<b>0.0</b>	<b>0</b>	<b>1</b>	<b>2</b>	<b>14</b>	<b>1</b>	<b>0</b>	<b>0</b>



25

## RICHARD SHERMAN

### CORNERBACK

Height	6-3
Weight	195
College	Stanford
Seasons	NFL 6th, Seahawks 6th
Born	March 30, 1988
Hometown	Compton, Calif.

## SHERMAN'S NFL RECORD

Club	G/S	Tackles			Sacks		Interceptions								
		Tkl	So	Ast	QB	Yds	No	Yds	Avg	LG	TD	PD	FF	FR	Yds
2011 Seattle	16/10	53	46	7	0.0	0.0	4	45	11.3	33	0	17	1	0	0
2012 Seattle	16/16	62	52	10	1.0	16.0	8	57	7.1	29	1	24	3	1	0
2013 Seattle	16/16	49	38	11	0.0	0.0	8	125	15.6	58t	1	19	0	0	0
2014 Seattle	16/16	57	45	12	0.0	0.0	4	81	10.3	53	0	8	1	0	0
2015 Seattle	16/16	50	32	18	0.0	0.0	2	30	15.0	26	0	15	0	0	0
2016 Seattle	15/15	56	36	20	0.0	0.0	4	37	9.3	31	0	13	0	1	14
<b>NFL TOTALS</b>	<b>95/89</b>	<b>327</b>	<b>249</b>	<b>78</b>	<b>1.0</b>	<b>16.0</b>	<b>30</b>	<b>375</b>	<b>12.5</b>	<b>58t</b>	<b>2</b>	<b>96</b>	<b>5</b>	<b>2</b>	<b>14</b>

### POSTSEASON

Club	G/S	Tackles			Sacks		Interceptions								
		Tkl	So	Ast	QB	Yds	No	Yds	Avg	LG	TD	PD	FF	FR	Yds
2012 Seattle	2/2	0	0	0	0.0	0.0	0	0	0.0	0	0	3	0	0	0
2013 Seattle	3/3	10	4	6	0.0	0.0	0	0	0.0	0	0	2	0	0	0
2014 Seattle	3/3	10	7	3	0.0	0.0	2	0	0.0	0	0	3	0	0	0
2015 Seattle	2/2	9	8	1	0.0	0.0	0	0	0.0	0	0	2	0	0	0
<b>NFL TOTALS</b>	<b>8/8</b>	<b>20</b>	<b>11</b>	<b>9</b>	<b>0.0</b>	<b>0.0</b>	<b>2</b>	<b>0</b>	<b>0.0</b>	<b>0</b>	<b>0</b>	<b>10</b>	<b>0</b>	<b>0</b>	<b>0</b>

### SHERMAN'S SINGLE-GAME HIGHS

**Tackles:** 8, 5Times, Last at New Orleans (10/30/16)    **Forced Fumbles:** 1, 5Times, Last vs. Oakland (12/9/14)  
**Interceptions:** 2, 5Times, Last at NY Jets (10/2/16)    **Fumble Recoveries:** 1, 2Times, Last vs. NE (11/13/16)  
**Sacks:** 1.0, vs. N.Y. Jets (11/11/12)

### ADDITIONAL STATS

**Special Teams Tackles:** 2011 (2); **Career:** (2).  
**Punt Returns:** 2013 (1 for -6), 2014 (1 for 0), 2015 (1 for 64); **Career:** (3 for 58, 19.3 avg.).  
**Touchdowns:** 2012 (19 yd. INT return, 90 yd. FG block return); 2013 (58 yd. INT return).

## SHERMAN'S 2016 SEASON

**at NYJ (10/2):** Allowed just four receptions on 12 targets, including picking off two passes...the fifth multi-interception game of his career. **at NO (10/30):** Tied a career high with eight tackles (5 solo). **Buf (11/7):** Had an interception in the end zone and returned it 31 yards to the Seahawks 27 yard line. **at NE (11/13):** Had seven tackles and a fumble recovery that he returned 14 yards to the Patriots 48-yard line that set up Seattle's final score. **Phi (11/20):** Notched 30th-career interception.

### SHERMAN'S 2016 GAME-BY-GAME

Game	G/S	T	S	A	QB	Yds.	QH	Int.	Yds.	PD	FF	FR	Yds.
Miami (9/11)	1/1	3	2	1	0.0	0.0	0	0	0	0	0	0	0
at L.A. (9/18)	1/1	3	2	1	0.0	0.0	0	0	0	0	0	0	0
SF (9/25)	1/1	2	2	0	0.0	0.0	0	0	0	1	0	0	0
at NYJ (10/2)	1/1	5	3	2	0.0	0.0	0	2	6	2	0	0	0
Atl (10/16)	1/1	4	2	2	0.0	0.0	0	0	0	2	0	0	0
at Ariz (10/23)	1/1	3	3	0	0.0	0.0	0	0	0	1	0	0	0
at NO (10/30)	1/1	8	5	3	0.0	0.0	0	0	0	0	0	0	0
Buf (11/7)	1/1	5	1	4	0.0	0.0	0	1	31	1	0	0	0
at NE (11/13)	1/1	7	3	4	0.0	0.0	0	0	0	0	0	1	14
Phi (11/20)	1/1	4	2	2	0.0	0.0	0	1	0	2	0	0	0
at TB (11/27)	1/1	2	2	0	0.0	0.0	0	0	0	0	0	0	0
Car (12/4)	1/1	1	1	0	0.0	0.0	0	0	0	1	0	0	0
at GB (12/11)	1/1	2	2	0	0.0	0.0	0	0	0	0	0	0	0
L.A. (12/15)	1/1	2	2	0	0.0	0.0	0	0	0	1	0	0	0
Ariz (12/24)	1/1	5	4	1	0.0	0.0	0	0	0	2	0	0	0
<b>Totals</b>	<b>15/15</b>	<b>56</b>	<b>36</b>	<b>20</b>	<b>0.0</b>	<b>0.0</b>	<b>0</b>	<b>4</b>	<b>37</b>	<b>13</b>	<b>0</b>	<b>1</b>	<b>14</b>



92

## SEALVER SILIGA

### DEFENSIVE TACKLE

Height	6-2
Weight	345
College	Utah
Seasons	NFL 6th, Seahawks 1st
Born	April 25, 1990
Hometown	West Jordan, Utah

## SILIGA'S NFL RECORD

Club	G/S	Tackles			Sacks		Interceptions			LG	TD	PD	FF	FR	Yds
		Tkl	So	Ast	QB	Yds	No	Yds	Avg						
2011 Denver		Practice Squad													
2012 Denver	1/0	1	1	0	0.0	0.0	0	0	0.0	0	0	0	0	0	0
2013 New England	5/4	23	9	14	3.0	26.0	0	0	0.0	0	0	0	1	0	
2014 New England	7/5	32	17	15	2.5	11.5	0	0	0.0	0	0	0	0	0	
2015 New England	13/4	28	11	17	0.0	0.0	0	0	0.0	0	0	0	0	0	
2016 Seattle	4/0	4	2	2	0.0	0.0	0	0	0.0	0	0	0	0	0	
<b>NFL TOTALS</b>	<b>30/13</b>	<b>88</b>	<b>40</b>	<b>48</b>	<b>5.5</b>	<b>375</b>	<b>0</b>	<b>0</b>	<b>0.0</b>	<b>0</b>	<b>0</b>	<b>0</b>	<b>1</b>	<b>0</b>	

POSTSEASON															
Club	G/S	Tackles			Sacks		Interceptions			LG	TD	PD	FF	FR	Yds
		Tkl	So	Ast	QB	Yds	No	Yds	Avg						
2013 New England	2/2	8	6	2	0.0	0.0	0	0	0.0	0	0	0	0	0	
2014 New England	3/3	12	4	8	0.0	0.0	0	0	0.0	0	0	0	0	0	
2015 New England	2/0	1	1	0	0.0	0.0	0	0	0.0	0	0	0	0	0	
<b>NFL TOTALS</b>	<b>7/5</b>	<b>21</b>	<b>11</b>	<b>10</b>	<b>0.0</b>	<b>0.0</b>	<b>0</b>	<b>0</b>	<b>0.0</b>	<b>0</b>	<b>0</b>	<b>0</b>	<b>0</b>	<b>0</b>	

### SILIGA'S SINGLE-GAME HIGHS

**Tackles:** 9 vs. Buffalo (12/29/13)

**Interceptions:** None

**Sacks:** 1, 5 Times, Last at NY Jets (12/21/14)

**Forced Fumbles:** 1 vs. Buffalo (12/29/13)

**Fumble Recoveries:** None

## SILIGA'S 2016 SEASON

Originally placed on IR (calf) August 29. Released from IR with injury settlement September 3. Re-signed with Seattle October 18. Released November 15.

### SILIGA'S 2016 GAME-BY-GAME

Game	G/S	T	S	A	QB	Yds.	QH	Int.	Yds.	PD	FF	FR	Yds.
at Ariz (10/23)	1/0	0	0	0	0.0	0.0	0	0	0	0	0	0	0
at NO (10/30)	1/0	1	0	1	0.0	0.0	0	0	0	0	0	0	0
Buf (11/7)	1/0	1	0	1	0.0	0.0	0	0	0	0	0	0	0
at NE (11/13)	1/0	2	2	0	0.0	0.0	0	0	0	0	0	0	0
<b>Totals</b>	<b>4/0</b>	<b>4</b>	<b>2</b>	<b>2</b>	<b>0.0</b>	<b>0.0</b>	<b>0</b>	<b>0</b>	<b>0</b>	<b>0</b>	<b>0</b>	<b>0</b>	<b>0</b>



27

**THAROLD SIMON**  
CORNERBACK

Height 6-3  
Weight 202  
College LSU  
Seasons NFL 4th, Seahawks 4th  
Born March 6, 1991  
Hometown Eunice, Louisiana

## SIMON'S 2016 SEASON

Released September 13. Mia (9/11): Inactive.

### SIMON'S 2016 GAME-BY-GAME

Game	G/S	T	S	A	QB	Yds.	QH	Int.	Yds.	PD	FF	FR	Yds.
Miami (9/11)	0/0				Inactive								
<b>Totals</b>	<b>0/0</b>	<b>0</b>	<b>0</b>	<b>0</b>	<b>0.0</b>	<b>0.0</b>	<b>0</b>	<b>0</b>	<b>0</b>	<b>0</b>	<b>0</b>	<b>0</b>	<b>0</b>

## SIMON'S NFL RECORD

Club	G/S	Tackles			Sacks		Interceptions			LG	TD	PD	FF	FR	Yds
		Tkl	So	Ast	QB	Yds	No	Yds	Avg						
2013 Seattle	0/0	Injured Reserve													
2014 Seattle	10/5	11	9	2	0.0	0.0	1	0	0.0	0	0	3	0	0	0
2015 Seattle	1/0	0	0	0	0.0	0.0	0	0	0.0	0	0	0	0	0	0
2016 Seattle	0/0	0	0	0	0.0	0.0	0	0	0.0	0	0	0	0	0	0
<b>NFL TOTALS</b>	<b>11/5</b>	<b>11</b>	<b>9</b>	<b>2</b>	<b>0.0</b>	<b>0.0</b>	<b>1</b>	<b>0</b>	<b>0.0</b>	<b>0</b>	<b>0</b>	<b>3</b>	<b>0</b>	<b>0</b>	<b>0</b>

POSTSEASON															
Club	G/S	Tackles			Sacks		Interceptions			LG	TD	PD	FF	FR	Yds
		Tkl	So	Ast	QB	Yds	No	Yds	Avg						
2013 Seattle	0/0	Injured Reserve													
2014 Seattle	3/1	5	5	0	0.0	0.0	0	0	0.0	0	0	1	0	0	0
2015 Seattle		Injured Reserve													
<b>NFL TOTALS</b>	<b>3/1</b>	<b>5</b>	<b>5</b>	<b>0</b>	<b>0.0</b>	<b>0.0</b>	<b>0</b>	<b>0</b>	<b>0.0</b>	<b>0</b>	<b>0</b>	<b>1</b>	<b>0</b>	<b>0</b>	<b>0</b>

### SIMON'S SINGLE-GAME HIGHS

**Tackles:** 3 vs. N.Y. Giants (11/9/14)      **Forced Fumbles:** None  
**Interceptions:** 1 at Philadelphia (12/7/14)      **Fumble Recoveries:** None  
**Sacks:** None

### ADDITIONAL STATS

**Special Teams Tackles:** 2014 (2); Career: (2).



98

## GARRISON SMITH

### DEFENSIVE TACKLE

Height	6-1
Weight	310
College	Georgia
Seasons	NFL 3rd, Seahawks 1st
Born	October 9, 1991
Hometown	Atlanta, Ga.

#### NFL TRANSACTIONS:

05/12/14: Signed with Miami as undrafted FA  
 08/30/14: Waived by Miami  
 09/01/14: Signed to Miami PS  
 09/06/14: Waived by Miami  
 11/27/14: Signed to New Orleans PS  
 12/16/14: Waived by New Orleans  
 12/23/14: Signed to San Francisco PS  
 12/30/14: Signed to reserve/future contract with San Francisco  
 09/05/15: Waived by San Francisco  
 09/06/15: Signed to San Francisco PS  
 01/05/16: Signed to reserve/future contract with San Francisco  
 09/05/16: Traded by San Francisco to Seattle

#### NFL CAREER HIGHLIGHTS:

- Originally signed by Miami as an undrafted free agent and spent the start of 2014 on the Dolphins practice squad. Later spent time on the New Orleans practice squad and ended the season on San Francisco's practice squad.
- Spent the entire 2015 season on the 49ers

practice squad.

**COLLEGE:** Played in 48 games (23 starts) during his four-year career at Georgia and recorded 145 tackles, 16 TFLs, 7 sacks, 2 FFs and 1 FR. Started all 13 games as a senior, recording 63 tackles, 10 TFLs, 6 sacks and 2 FFs. Named to SEC Academic honor roll in 2013. Appearing in 14 games (8 starts), recorded 57 tackles, 2 TFLs and 1 sack as a junior. In 2011, registered 22 tackles and 3 TFLs in 14 appearances (2 starts). As a sophomore, named to SEC Academic Honor Roll for the fall semester. In 2010, saw action in 7 games, recording 3 tackles and 1 TFL as a freshman.

**PERSONAL:** Graduated with a degree in history. Attended Douglass (Atlanta, Ga.) HS, where he was named Class 5A All-State First-Team and earned an invitation to the U.S. Army All-America Bowl in 2009. During free time, he enjoys listening to music, hunting, fishing and speaking to local youth. Is cousins with Buffalo Bills T Cordy Glenn.

## SMITH'S 2016 SEASON

Placed on injured reserve (knee) on October 18. **Mia (9/11):** Inactive. **at LA (9/18):** Inactive. **SF (9/25):** Saw action in first-career game and totaled four tackles.

### SMITH'S 2016 GAME-BY-GAME

Game	G/S	T	S	A	QB	Yds.	QH	Int.	Yds.	PD	FF	FR	Yds.
Games 1-2	0/0												
SF (9/25)	1/0	4	1	3	0.0	0.0	0	0	0	0	0	0	0
at NYJ (10/2)	1/0	0	0	0	0.0	0.0	0	0	0	0	0	0	0
Atl (10/16)	1/0	1	0	1	0.0	0.0	0	0	0	0	0	0	0
<b>Totals</b>	<b>3/0</b>	<b>5</b>	<b>1</b>	<b>4</b>	<b>0.0</b>	<b>0.0</b>	<b>0</b>	<b>0</b>	<b>0</b>	<b>0</b>	<b>0</b>	<b>0</b>	<b>0</b>

## SMITH'S NFL RECORD

Club	G/S	Tackles			Sacks		Interceptions									
		Tkl	So	Ast	QB	Yds	No	Yds	Avg	LG	TD	PD	FF	FR	Yds	
2014 Miami																
New Orleans																
San Francisco																
2015 San Francisco																
2016 Seattle	3/0	5	1	4	0.0	0.0	0	0	0.0	0	0	0	0	0	0	0
<b>NFL TOTALS</b>	<b>3/0</b>	<b>5</b>	<b>1</b>	<b>4</b>	<b>0.0</b>	<b>0.0</b>	<b>0</b>	<b>0</b>	<b>0.0</b>	<b>0</b>	<b>0</b>	<b>0</b>	<b>0</b>	<b>0</b>	<b>0</b>	<b>0</b>





78

## BRADLEY SOWELL

### TACKLE

Height	6-7
Weight	309
College	Mississippi
Seasons	NFL 5th, Seahawks 1st
Born	June 6, 1989
Hometown	Hernando, Miss.
Pronunciation	SOW-ull (like 'vowel')



28

## C.J. SPILLER

### RUNNING BACK

Height	5-11
Weight	200
College	Clemson
Seasons	NFL 7th, Seahawks 1st
Born	August 5, 1987
Hometown	Lake Butler, Fla.

### SOWELL'S NFL RECORD

Year	Team	GP/GS	Postseason
2012	Ind.	10/0	1/0
2013	Arizona	16/12	
2014	Arizona	16/0	1/0
2015	Arizona	16/0	2/0
2016	Seattle	10/9	
<b>NFL TOTALS</b>		<b>68/21</b>	<b>4/0</b>

### SOWELL'S 2016 SEASON

**Mia (9/11):** Started at LT. **at LA (9/18):** Started at LT. **SF (9/25):** Started at LT. **at NYJ (10/2):** Started at LT. **Atl (10/16):** Started at LT. **at Ariz (10/23):** Started at LT, but left in the fourth quarter with an injured knee. **at NO (10/30):** Inactive (knee). **Buf (11/7):** Inactive (knee). **at NE (11/13):** Inactive (knee). **Phi (11/20):** Inactive. **at TB (11/27):** Did not start, but replaced Garry Gilliam at RT on the second drive of the game. **Car (12/4):** Started at RT and helped the team total season highs in yards - 534, and rushing yards - 240. **at GB (12/11):** Started at RT. **LA (12/15):** Started at RT. **Ariz (12/24):** Inactive.

#### NFL TRANSACTIONS:

04/22/10: Drafted by Buffalo (1st round, 9th)  
 10/21/14: Placed on IR/Designated to return (collarbone) by Buffalo  
 12/19/14: Activated to 53-man roster from IR  
 03/16/15: Signed with New Orleans as UFA  
 12/30/15: Placed on IR by New Orleans  
 09/13/16: Released by New Orleans  
 09/29/16: Signed with Seattle as UFA

#### NFL CAREER HIGHLIGHTS:

- Originally drafted ninth overall by the Buffalo Bills in the 2010 NFL Draft and played in 70 games with 36 starts for Buffalo.
- Earned a Pro Bowl selection in 2012 after rushing for 1,244 yards and six TDs to go along with 459 receiving yards and two TDs. Posted five of 10 career 100-yard rushing games in 2012.
- Gained 100 or more yards from scrimmage 11 times in 2012. Has totaled 100 or more yards from scrimmage 20 total times during career.
- Totaled a career-best 169 rushing yards vs. the N.Y. Jets in the 2012 season opener on September 9.
- Ranked fifth in the AFC with a 5.2 yard/carry average in 2011.
- Has two career kickoff return TDs, including a long of 102 yards, while averaging 25.8 yards/return on 68 attempts.

**COLLEGE:** Led the ACC in all-purpose yards with 7,588 during career at Clemson, finishing second in NCAA Division I history. First player in conference history with at least 1,000 yards rushing (1,212), and 500 receiving (503) in same season (2009). Tied an all-time NCAA record with eight kickoff return TDs. Joined Reggie Bush as the only college football players in history with 3,000 yards rushing (3,547), 1,500 yards on kickoff returns (2,052), 1,000 in receiving yards (1,420), and 500 in punt return yards (569). Set 31 Clemson records, including all-purpose running, returns for TDs and many others. Sixth player in ACC history with 3,000 rushing yards and 1,000 receiving yards in a career. Had 21 TDs of 50 yards or more. As a senior in 2009, was the College Football Performance Awards Kickoff Returner Trophy recipient, the first award at the position in college football history. Unanimous All-American selection, becoming the first player in Clemson history to receive that honor. Finalist for the Doak Walker Award. First-team All-ACC choice and named ACC Player of the Year, becoming the first Tiger since 1987. Finished sixth in the 2009 Heisman Trophy voting. Received a bachelor's degree in sociology.

**PERSONAL:** Totaled 5,511 career rushing yards on 541 carries during prep career at Union County (Lake Butler, Fla.) High School. Scored 39 career total TDs. A three-time All-State selection, was tabbed as both a first-team All-USA Today and Parade All-American selection and EA Sports second-team All-American. Played in the U.S. Army All-American game and was also selected to play in the California-Florida High School All-Star Game. As a senior, carried the ball 176 times for 1,840 yards (10.5 avg.) along with 30 TDs. One of the top track athletes in Florida and the state champion in the 100m and 200m.

## SPILLER'S NFL RECORD

Club	Team	G/S	Rushing					Receiving				
			Att	Yds	Avg	LG	TD	No	Yds	Avg	LG	TD
2010	Buffalo	14/1	74	283	3.8	20	0	24	157	6.5	41	1
2011	Buffalo	16/11	107	561	5.2	38	4	39	269	6.9	19	2
2012	Buffalo	16/9	207	1,244	6.0	62	6	43	459	10.7	66t	2
2013	Buffalo	15/10	202	933	4.6	77	2	33	185	5.6	27	0
2014	Buffalo	9/5	78	300	3.8	53	0	19	125	6.6	25	1
2015	New Orleans	13/2	36	112	3.1	11	0	34	239	7.0	80t	2
2016	Seattle	2/0	3	9	3.0	13	0	5	43	8.6	24	1
<b>NFL TOTALS</b>		<b>85/38</b>	<b>707</b>	<b>3,442</b>	<b>4.9</b>	<b>77</b>	<b>12</b>	<b>197</b>	<b>1,477</b>	<b>7.5</b>	<b>80t</b>	<b>9</b>

Year	Club	G/S	-----Kickoff Returns-----					-----Punt Returns-----				
			No	Yds	Avg	LG	TD	No	Yds	Avg	LG	TD
2010	Buffalo	14/1	44	1,014	23.0	95t	1	12	175	14.6	34	0
2011	Buffalo	16/11	6	143	23.8	35	0	13	127	9.8	45	0
2012	Buffalo	16/9	0	0	0.0	0	0	0	0	0.0	0	0
2013	Buffalo	15/10	0	0	0.0	0	0	0	0	0.0	0	0
2014	Buffalo	9/5	10	306	30.6	102t	1	0	0	0.0	0	0
2015	New Orleans	13/2	7	149	21.3	26	0	0	0	0.0	0	0
2016	Seattle	1/0	1	22	22.0	22	0	0	0	0.0	0	0
<b>NFL TOTALS</b>		<b>84/38</b>	<b>68</b>	<b>1,634</b>	<b>25.8</b>	<b>102t</b>	<b>2</b>	<b>25</b>	<b>302</b>	<b>12.1</b>	<b>45</b>	<b>0</b>

## SPILLER'S SINGLE-GAME HIGHS

<b>Rushing</b>	<b>Receiving</b>
<b>Rush Attempts:</b> 24, 2 Times, Last vs. NYJ (12/30/12)	<b>Most Rec.:</b> 9 vs. Miami (12/18/11)
<b>Rush Yards:</b> 169 vs. NYJ (9/9/12)	<b>Most Rec. Yards:</b> 76 vs. Miami (12/18/11)
<b>Longest Rush:</b> 77 vs. Atlanta (12/1/13)	<b>Longest Reception:</b> 80t vs. Dallas (10/5/15)
<b>Most Rush TDs:</b> 2 vs. Kansas City (9/16/12)	<b>Most Rec. TDs:</b> 1, 9 Times, Last at NYJ (10/2/16)

## SPILLER'S 2016 SEASON

Released by New Orleans September 13. Signed by Seattle September 29. Was released by Seattle October 26. **at NYJ (10/2):** Saw action in the game just four days after signing with the team. Rushed twice for 12 yards and had two receptions for 5 yards, including an 8-yard TD. Also served as the primary kick returner. **at Ariz (10/23):** Inactive.

2016	Opponent	-----Rushing-----					-----Receiving-----					Total
		Att	Yds	Avg	LG	TD	Rec	Yds	Avg	LG	TD	
With New Orleans												
9/11	Oakland	Inactive										
With Seattle												
10/2	at N.Y. Jets	2	12	6.0	13	0	2	5	2.5	8t	1	17
10/16	Atlanta	1	-3	-3.0	-3	0	3	38	12.7	24	0	35
10/23	at Arizona	Inactive										
<b>TOTALS (2/0)</b>		<b>3</b>	<b>9</b>	<b>3.0</b>	<b>13</b>	<b>0</b>	<b>5</b>	<b>43</b>	<b>8.6</b>	<b>24</b>	<b>1</b>	<b>52</b>

## SPILLER'S GAME-BY-GAME

2010	Opponent	-----Rushing-----					-----Receiving-----					Total
		Att	Yds	Avg	LG	TD	Rec	Yds	Avg	LG	TD	
09/12	Miami	7	6	0.9	6	0	4	8	2.0	9	0	14
09/19	at Green Bay	1	3	3.0	3	0	4	23	5.8	7	0	26
09/26	at New England	4	29	7.3	19	0	3	10	3.3	5t	1	39
10/03	N.Y. Jets	2	11	5.5	6	0	1	4	4.0	4	0	15
10/10	Jacksonville	5	31	6.2	19	0	1	3	3.0	3	0	34
10/24	at Baltimore	7	33	4.7	13	0	0	0	0.0	0	0	33
10/31	at Kansas City	6	17	2.8	6	0	4	28	7.0	14	0	45
11/07	Chicago	7	20	2.9	15	0	1	5	5.0	5	0	25
11/14	Detroit	2	14	7.0	16	0	0	0	0.0	0	0	14
11/21	at Cincinnati	Inactive (Hamstring)										
11/28	Pittsburgh	Inactive (Hamstring)										
12/05	at Minnesota	7	35	5.0	20	0	2	1	0.5	4	0	36
12/12	Cleveland	8	33	4.1	8	0	0	0	0.0	0	0	33
12/19	at Miami	9	16	1.8	12	0	2	21	10.5	14	0	37
12/26	New England	6	30	5.0	7	0	2	54	27.0	41	0	84
01/02/11	at N.Y. Jets	3	5	1.7	2	0	0	0	0.0	0	0	5
<b>TOTALS (14/1)</b>		<b>74</b>	<b>283</b>	<b>3.8</b>	<b>20</b>	<b>0</b>	<b>24</b>	<b>157</b>	<b>6.5</b>	<b>41</b>	<b>1</b>	<b>440</b>

2011	Opponent	-----Rushing-----					-----Receiving-----					Total
		Att	Yds	Avg	LG	TD	Rec	Yds	Avg	LG	TD	
09/11	at Kansas City	5	16	3.2	9t	1	1	5	5.0	5	0	21
09/18	Oakland	4	63	15.8	26	0	1	6	6.0	6	0	69
09/25	New England	1	3	3.0	3	0	1	-7	-7.0	-7	0	-4
10/02	at Cincinnati	3	12	4.0	9	0	1	9	9.0	9	0	21
10/09	Philadelphia	2	13	6.5	8	0	2	3	1.5	5	0	16
10/16	at N.Y. Jets	0	0	0.0	0	0	5	39	7.8	15	0	39
10/30	Washington	0	0	0.0	0	0	2	9	4.5	11	0	9
11/06	N.Y. Jets	2	5	2.5	3	0	0	0	0.0	0	0	5
11/13	at Dallas	1	1	1.0	1	0	0	0	0.0	0	0	1
11/20	at Miami	3	2	0.7	1	0	2	18	9.0	18	0	20
11/27	at N.Y. Jets	19	55	2.9	9	0	3	15	5.0	13	0	70
12/04	Tennessee	14	83	5.9	35t	1	3	19	6.3	12	0	102
12/11	at San Diego	12	46	3.8	16	0	3	10	3.3	6	0	56
12/18	Miami	12	91	7.6	24t	1	9	76	8.4	19	1	167
12/24	Denver	16	111	6.9	38	1	2	27	13.5	16	0	138
01/01/12	at New England	13	60	4.6	12	0	4	40	10.0	15t	1	100
<b>TOTALS (16/11)</b>		<b>107</b>	<b>561</b>	<b>5.2</b>	<b>38</b>	<b>4</b>	<b>39</b>	<b>269</b>	<b>6.9</b>	<b>19</b>	<b>2</b>	<b>830</b>

2012	Opponent	-----Rushing-----					-----Receiving-----					Total
		Att	Yds	Avg	LG	TD	Rec	Yds	Avg	LG	TD	
09/09	at N.Y. Jets	14	169	12.1	56t	1	2	25	12.5	30	0	194
09/16	Kansas City	15	123	8.2	38	2	3	47	15.7	27	0	170
09/23	at Cleveland	4	16	4.0	8	0	2	42	21.0	32t	1	58
09/30	New England	8	33	4.1	14	0	2	5	2.5	3	0	38
10/07	at San Francisco	7	24	3.4	12	0	0	0	0.0	0	0	24
10/14	at Arizona	12	88	7.3	33	1	4	22	5.5	11	0	110
10/21	Tennessee	12	70	5.8	20	0	6	32	5.3	20	0	102
11/04	at Houston	6	39	6.5	22	0	5	63	12.6	28	0	102
11/11	at New England	9	70	7.8	14	0	4	61	15.3	25	0	131
11/15	Miami	22	91	4.1	20	0	3	39	13.0	24	0	130
11/25	at Indianapolis	14	107	7.6	41	0	1	-4	-4.0	-4	0	103
12/02	Jacksonville	14	77	5.5	44t	1	1	7	7.0	7	0	84
12/09	St. Louis	7	37	5.3	13	0	1	15	15.0	15	0	52
12/16	Seattle	17	103	6.1	18	1	3	-2	-0.7	6	0	101
12/23	at Miami	22	138	6.3	62	0	4	35	8.8	14	0	173
12/30	N.Y. Jets	24	59	2.5	12	0	2	72	36.0	66t	1	131
<b>TOTALS (16/9)</b>		<b>207</b>	<b>1,244</b>	<b>6.0</b>	<b>62</b>	<b>6</b>	<b>43</b>	<b>459</b>	<b>10.7</b>	<b>66t</b>	<b>2</b>	<b>1,703</b>

2013	Opponent	-----Rushing-----					-----Receiving-----					Total
		Att	Yds	Avg	LG	TD	Rec	Yds	Avg	LG	TD	
09/08	New England	17	41	2.4	9	0	5	14	2.8	7	0	55
09/15	Carolina	16	103	6.4	46	0	3	14	4.7	7	0	117
09/22	at N.Y. Jets	10	9	0.9	6	0	1	1	1.0	1	0	10
09/29	Baltimore	23	77	3.3	10	0	0	0	0.0	0	0	77
10/03	at Cleveland	8	66	8.3	54t	1	0	0	0.0	0	0	66
10/13	Cincinnati	10	55	5.5	19	0	2	11	5.5	8	0	66
10/20	at Miami	6	11	1.8	11	0	3	-4	-1.3	1	0	7
11/03	Kansas City	12	116	9.7	61	0	2	39	19.5	27	0	155
11/10	at Pittsburgh	8	23	2.9	7	0	3	11	3.7	7	0	34
11/17	N.Y. Jets	13	6	0.5	3	0	2	10	5.0	8	0	16
12/01	Atlanta	15	149	9.9	77	1	2	8	4.0	8	0	157
12/08	at Tampa Bay	11	22	2.0	7	0	1	26	26.0	26	0	48
12/15	at Jacksonville	13	67	5.2	18	0	1	1	1.0	1	0	68
12/22	Miami	21	83	4.0	23	0	3	26	8.7	12	0	109
12/29	at New England	19	105	5.5	24	0	5	28	5.6	16	0	133
<b>TOTALS (15/10)</b>		<b>202</b>	<b>933</b>	<b>4.6</b>	<b>77</b>	<b>2</b>	<b>33</b>	<b>185</b>	<b>5.6</b>	<b>27</b>	<b>0</b>	<b>1,118</b>

2014	Opponent	-----Rushing-----					-----Receiving-----					Total
		Att	Yds	Avg	LG	TD	Rec	Yds	Avg	LG	TD	
09/07	at Chicago	15	53	3.5	13	0	3	11	3.7	7t	1	64
09/14	Miami	12	69	5.8	47	0	1	9	9.0	9	0	78
09/21	San Diego	10	25	2.5	6	0	3	37	12.3	25	0	62
09/28	at Houston	15	60	4.0	22	0	3	24	8.0	12	0	84
10/05	at Detroit	10	9	0.8	2	0	3	25	8.3	15	0	34
10/12	New England	6	19	3.2	12	0	0	0	0.0	0	0	19
10/19	Minnesota	1	53	53.0	53	0	1	3	3.0	3	0	56
10/26	at N.Y. Jets	Injured Reserve/Designated to Return (Collarbone)										
11/09	Kansas City	Injured Reserve/Designated to Return (Collarbone)										
11/13	at Miami	Injured Reserve/Designated to Return (Collarbone)										
11/24	N.Y. Jets	Injured Reserve/Designated to Return (Collarbone)										
11/30	Cleveland	Injured Reserve/Designated to Return (Collarbone)										
12/07	at Denver	Injured Reserve/Designated to Return (Collarbone)										
12/14	Green Bay	Injured Reserve/Designated to Return (Collarbone)										
12/21	at Oakland	4	-4	-1.0	4	0	4	14	3.5	5	0	10
12/28	at New England	5	17	3.4	7	0	1	2	2.0	2	0	19
<b>TOTALS (9/5)</b>		<b>78</b>	<b>300</b>	<b>3.8</b>	<b>53</b>	<b>0</b>	<b>19</b>	<b>125</b>	<b>6.6</b>	<b>25</b>	<b>1</b>	<b>425</b>

2015	Opponent	-----Rushing-----					-----Receiving-----					Total
		Att	Yds	Avg	LG	TD	Rec	Yds	Avg	LG	TD	
09/13	at Arizona	Inactive (Knee)										
09/20	Tampa Bay	3	7	2.3	7	0	1	19	19.0	19	0	26
09/27	at Carolina	1	4	4.0	4	0	2	22	11.0	19	0	26
10/04	Dallas	2	10	5.0	10	0	5	99	19.8	80t	1	109
10/11	at Philadelphia	3	10	3.3	8	0	3	-8	-2.7	0	0	2
10/15	Atlanta	3	10	3.3	7	0	4	17	4.3	8	0	27
10/25	at Indianapolis	4	16	4.0	9	0	6	32	5.3	17	0	48
11/01	N.Y. Giants	4	21	5.3	11	0	2	15	7.5	9t	1	36
11/08	Tennessee	2	8	4.0	5	0	1	2	2.0	2	0	10
11/15	at Washington	8	24	3.0	7	0	2	10	5.0	7	0	34
11/29	at Houston	1	-2	-2.0	-2	0	2	8	4.0	7	0	6
12/06	Carolina	0	0	0.0	0	0	1	0	0.0	0	0	0
12/13	at Tampa Bay	3	2	0.7	2	0	3	7	2.3	8	0	9
12/20	Detroit	2	2	1.0	2	0	2	16	8.0	14	0	18
12/27	Jacksonville	Inactive										
01/03	at Atlanta	Injured Reserve (Knee)										
<b>TOTALS (13/2)</b>		<b>36</b>	<b>112</b>	<b>3.1</b>	<b>11</b>	<b>0</b>	<b>34</b>	<b>239</b>	<b>7.0</b>	<b>80t</b>	<b>2</b>	<b>351</b>



23

## STEVEN TERRELL

### CORNERBACK

Height 5-10  
 Weight 197  
 College Texas A&M  
 Seasons NFL 4th, Seahawks 3rd  
 Born September 21, 1990  
 Hometown Allen, Texas  
 Pronunciation TARE-ull

## TERRELL'S NFL RECORD

Club	G/S	Tackles			Sacks		Interceptions					LG	TD	PD	FF	FR	Yds
		Tkl	So	Ast	QB	Yds	No	Yds	Avg								
2013 Jax/Hou		Practice Squad															
2014 Seattle	4/0	0	0	0	0.0	0.0	0	0	0.0	0	0	0	0	0	0	0	0
2015 Seattle	12/0	1	1	0	0.0	0.0	0	0	0.0	0	0	0	1	0	0	0	
2016 Seattle	15/4	20	11	9	0.0	0.0	0	0	0.0	0	0	0	1	0	1	0	
<b>NFL TOTALS</b>	<b>31/4</b>	<b>21</b>	<b>12</b>	<b>9</b>	<b>0.0</b>	<b>0.0</b>	<b>0</b>	<b>0</b>	<b>0.0</b>	<b>0</b>	<b>0</b>	<b>0</b>	<b>2</b>	<b>0</b>	<b>1</b>	<b>0</b>	

POSTSEASON																	
Club	G/S	Tackles			Sacks		Interceptions					LG	TD	PD	FF	FR	Yds
		Tkl	So	Ast	QB	Yds	No	Yds	Avg								
2014 Seattle	3/0	0	0	0	0.0	0.0	0	0	0.0	0	0	0	0	0	0	0	0
2015 Seattle	2/0	0	0	0	0.0	0.0	0	0	0.0	0	0	0	0	0	0	0	0
<b>NFL TOTALS</b>	<b>5/0</b>	<b>0</b>	<b>0</b>	<b>0</b>	<b>0.0</b>	<b>0.0</b>	<b>0</b>	<b>0</b>	<b>0.0</b>	<b>0</b>	<b>0</b>	<b>0</b>	<b>0</b>	<b>0</b>	<b>0</b>	<b>0</b>	<b>0</b>

### TERRELL'S SINGLE-GAME HIGHS

**Tackles:** 5 at Tampa Bay (11/27/16)  
**Interceptions:** None  
**Sacks:** None

**Forced Fumbles:** None  
**Fumble Recoveries:** 1 at Tampa Bay (11/27/16)  
**Touchdowns:** None

### ADDITIONAL STATS

**Special Teams Tackles:** 2014 (1), 2015 (3), 2016 (3); **Career:** (7).  
**Postseason Special Teams Tackles:** 2014 (1), 2015 (1); **Career:** (2).

## TERRELL'S 2016 SEASON

**Mia (9/11):** Saw action on special teams only. **at NYJ (10/2):** Saw action as an extra defensive back on two plays. **Phi (11/20):** Saw most action of the season on defense in place of Earl Thomas (hamstring) and registered a career high with four tackles (2 solo). **at TB (11/27):** Made first-career start in place of Thomas and registered a career-best five tackles, pass defended and a fumble recovery. **Car (12/4):** Replaced Thomas (leg) in the second quarter and finished the game at FS. Had two tackles. **at GB (12/11):** Stepped in as the starter at FS in place of Thomas (tibia) and had three solo stops.

### TERRELL'S 2016 GAME-BY-GAME

Game	G/S	T	S	A	QB	Yds.	QH	Int.	Yds.	PD	FF	FR	Yds.
Games 1-3	3/0												
at NYJ (10/2)	1/0	0	0	0	0.0	0.0	0	0	0	0	0	0	0
Atl (10/16)	1/0												
at Ariz (10/23)	1/0	0	0	0	0.0	0.0	0	0	0	0	0	0	0
at NO (10/30)	1/0												
Buf (11/7)	1/0												
at NE (11/13)	1/0	0	0	0	0.0	0.0	0	0	0	0	0	0	0
Phi (11/20)	1/0	4	2	2	0.0	0.0	0	0	0	0	0	0	0
at TB (11/27)	1/1	5	3	2	0.0	0.0	0	0	0	1	0	1	0
Car (12/4)	1/0	2	1	1	0.0	0.0	0	0	0	0	0	0	0
at GB (12/11)	1/1	3	3	0	0.0	0.0	0	0	0	0	0	0	0
L.A. (12/15)	1/1	3	1	2	0.0	0.0	0	0	0	0	0	0	0
Ariz (12/24)	1/1	3	1	2	0.0	0.0	0	0	0	0	0	0	0
<b>Totals</b>	<b>15/4</b>	<b>20</b>	<b>11</b>	<b>9</b>	<b>0.0</b>	<b>0.0</b>	<b>0</b>	<b>0</b>	<b>0</b>	<b>1</b>	<b>0</b>	<b>1</b>	<b>0</b>





27

## NEIKO THORPE CORNERBACK

Height 6-2  
Weight 198  
College Auburn  
Seasons NFL 4th, Seahawks 1st  
Born February 11, 1990  
Hometown Tucker, Ga.

### NFL TRANSACTIONS:

03/30/12: Signed with KC as undrafted FA  
08/31/12: Waived by KC  
09/01/12: Signed to Kansas City PS  
10/06/12: Signed to Kansas City 53-man roster  
10/09/12: Waived by Kansas City  
10/11/12: Signed to Kansas City PS  
11/12/12: Signed to Kansas City 53-man roster  
08/25/13: Waived by Kansas City  
01/13/14: Signed reserve/future contract with Oakland  
04/08/15: Re-signed with Oakland as exclusive rights FA  
04/18/16: Re-signed with Oakland as restricted FA  
09/03/16: Waived by Oakland  
09/04/16: Claimed off waivers by Indianapolis  
09/06/16: Waived by Indianapolis  
09/13/16: Signed by Seattle as a FA

### NFL CAREER HIGHLIGHTS:

- Played in 14 games in 2015, including first two career starts. Totaled a career-best 36 tackles (33 solo) and first-career interception to go along with six passes defended.
- Made first-career start at cornerback at Cleveland (9/27/15) and notched five solo tackles.
- Also played in 14 games in first season with the Raiders in 2014, missing two with a hand injury.
- Spent 2013 with the Toronto Argonauts of the CFL after spending the offseason and training camp with the Kansas City Chiefs. Totaled six tackles and one fumble recovery with Toronto.

- Appeared in nine games as a rookie with Kansas City, primarily on special teams. Spent eight weeks on the Chiefs practice squad.

- Made NFL debut with Kansas City versus Baltimore (10/7/12), playing primarily on special teams.

**COLLEGE:** Played in 51 games with 40 starts at Auburn, compiling 279 tackles (172 solo), seven interceptions, 35 passes defended, one fumble recovery and one blocked field goal returned for a TD. Started all 13 contests as a senior in 2011, registering 102 tackles (51), six passes defended and a fumble recovery. Appeared in 14 games (13 starts) as a junior in 2010, earning second-team Preseason All-SEC honors and helping the Tigers capture the 2010 BCS National Championship. Ranked third on the team with 64 tackles and finished with a team-best nine passes defended that same year. Started all 13 games as a sophomore in 2009, tying for 20th in the SEC with an average of 6.5 tackles per game and finishing third on team with 84 tackles. Played in 11 games (one start) as a true freshman in 2008, earning a spot on the Coaches' All-SEC Freshman Team. Majored in philosophy.

**PERSONAL:** Attended Tucker (Ga.) High School. Named an Under Armour All-American as a senior. Had 64 tackles including six tackles for loss, 11 passes defended, three interceptions and forced a fumble as a senior. Registered 18 sacks as a junior and was honorable mention all-county. Rated as 11th best cornerback in nation by Scouts.com and ranked 53rd best player in Georgia by SuperPrep. Also ran track.

## THORPE'S NFL RECORD

Club	G/S	Tackles				Sacks		Interceptions								
		Tkl	So	Ast	QB	Yds	No	Yds	Avg	LG	TD	PD	FF	FR	Yds	
2012 Kansas City	9/0	4	4	0	0.0	0.0	0	0	0.0	0	0	0	0	0	0	0
2014 Oakland	14/0	2	1	1	0.0	0.0	0	0	0.0	0	0	3	0	0	0	
2015 Oakland	14/2	36	33	3	0.0	0.0	1	-12	-12.0	-12	0	6	0	0	0	
2016 Seattle	14/0	10	7	3	0.0	0.0	0	0	0.0	0	0	0	0	0	0	
<b>NFL TOTALS</b>	<b>51/2</b>	<b>52</b>	<b>45</b>	<b>7</b>	<b>0.0</b>	<b>0.0</b>	<b>1</b>	<b>-12</b>	<b>-12.0</b>	<b>-12</b>	<b>0</b>	<b>9</b>	<b>0</b>	<b>0</b>	<b>0</b>	

### THORPE'S SINGLE-GAME HIGHS

**Tackles:** 7 vs. N.Y. Jets (11/1/15)  
**Interceptions:** 1 vs. Baltimore (9/20/15)  
**Sacks:** None

**Forced Fumbles:** None  
**Fumble Recoveries:** None  
**Touchdowns:** None

### ADDITIONAL STATS

**Special Teams Tackles:** 2014 (6), 2015 (4), 2016 (8); **Career:** (18).


## THORPE'S 2016 SEASON

Signed with Seattle as a free agent on September 13. **at LA (9/18):** Saw action on special teams. **at Ariz (10/23):** Posted two special teams stops. **Buf (11/7):** Posted two special teams stops. **Phi (11/20):** Saw action as nickel CB after DeShawn Shead left early in the first half with a hamstring injury. **at TB (11/27):** Saw action in nickel package and totaled a season-high five tackles, along with a special teams tackle. **Car (12/4):** Saw action at CB late in the game. Had two special teams stops.

### THORPE'S 2016 GAME-BY-GAME

Game	G/S	T	S	A	QB	Yds.	QH	Int.	Yds.	PD	FF	FR	Yds.
Miami (9/11)													
Games 2-9	8/0												
Phil (11/20)	1/0	4	1	3	0.0	0.0	0	0	0	0	0	0	0
at TB (11/27)	1/0	5	5	0	0.0	0.0	0	0	0	0	0	0	0
Car (12/4)	1/0	0	0	0	0.0	0.0	0	0	0	0	0	0	0
at GB (12/11)	1/0	0	0	0	0.0	0.0	0	0	0	0	0	0	0
L.A. (12/15)	1/0	1	1	0	0.0	0.0	0	0	0	0	0	0	0
Ariz (12/24)	1/0												
<b>Totals</b>	<b>14/0</b>	<b>10</b>	<b>7</b>	<b>3</b>	<b>0.0</b>	<b>0.0</b>	<b>0</b>	<b>0</b>	<b>0</b>	<b>0</b>	<b>0</b>	<b>0</b>	<b>0</b>





44

## TANI TUPOU

### FULLBACK

Height	6-1
Weight	284
College	Washington
Seasons	Rookie
Born	December 13, 1992
Hometown	Marysville, Wash.



59

## JORDAN TRIPP

### LINEBACKER

Height	6-3
Weight	237
College	Montana
Seasons	NFL 3rd, Seahawks 1st
Born	April 3, 1991
Hometown	Missoula, Mont.

## TUPOU'S 2016 SEASON

Was waived on September 13. **Mia (9/11):** Saw first-career action at fullback.

2016	Opponent	-----Rushing-----					-----Receiving-----					Total
		Att	Yds	Avg	LG	TD	Rec	Yds	Avg	LG	TD	
9/11	Miami	0	0	0.0	0	0	0	0	0.0	0	0	0
<b>TOTALS (1/0)</b>		<b>0</b>	<b>0</b>	<b>0.0</b>	<b>0</b>	<b>0</b>	<b>0</b>	<b>0</b>	<b>0.0</b>	<b>0</b>	<b>0</b>	<b>0</b>



81

## NICK VANNETT

### TIGHT END

Height	6-6
Weight	257
College	Ohio State
NFL Seasons	Rookie
Born	March 6, 1993
Hometown	Westerville, Ohio
Pronunciation	VAN-net

## VANNETT'S 2016 SEASON

**Mia (9/11):** Inactive (ankle). **at LA (9/18):** Inactive (ankle). **SF (9/25):** Inactive (ankle). **at NYJ (10/2):** Inactive (ankle). **Atl (10/16):** Returned from ankle injury and saw first action of career in limited role at TE. **at NO (10/30):** Saw action at TE and had first-career reception. **at NE (11/13):** Made first-career start when team opened in a 2-TE set. **Phi (11/20):** Inactive. **Car (12/4):** Made second-career start in 2-TE set and had two catches for 25 yards, including a long of 21. **Ariz (12/24):** Inactive.

2016	Opponent	No	Yds	Avg	LG	TD	2016	Opponent	No	Yds	Avg	LG	TD	
Games 1-4		Inactive (Ankle)						12/4	Carolina	2	25	12.5	21	0
10/16	Atlanta	0	0	0.0	0	0	12/11	at Green Bay	0	0	0.0	0	0	
10/23	at Arizona	0	0	0.0	0	0	12/15	L.A. Rams	0	0	0.0	0	0	
10/30	at New Orleans	1	7	7.0	7	0	12/24	Arizona	Inactive					
11/7	Buffalo	0	0	0.0	0	0	<b>TOTALS (9/2)</b>							
11/13	at New England	0	0	0.0	0	0	<b>3</b>	<b>32</b>	<b>10.7</b>	<b>21</b>	<b>0</b>	<b>0</b>		
11/20	Philadelphia	Inactive												
11/27	at Tampa Bay	0	0	0.0	0	0								

## TRIPP'S NFL RECORD

**NFL TRANSACTIONS:**  
 05/10/14: Drafted by Miami (5th round, 171st)  
 09/05/15: Waived by Miami  
 09/22/15: Signed to Jacksonville PS  
 10/10/15: Signed to Jacksonville 53-man roster  
 09/03/16: Waived by Jacksonville  
 09/05/16: Signed to Seattle PS  
 10/03/16: Signed to Seattle 53-man roster

### NFL CAREER HIGHLIGHTS:

- Spent rookie season with Miami and second season with Jacksonville totaling 25 games played with one start.
- Played in 13 games as a rookie with Miami, mostly on special teams.
- Played in 12 games with one start at MLB for Jacksonville totaling seven tackles, half a sack and seven special teams tackles.
- Made first-career NFL start versus Indianapolis on December 13, 2015, and had four solo tackles.

**COLLEGE:** Five-year letterman and two-year starter at Montana. Played in 54 career games with 36 starts and recorded career totals of 335 tackles (115 solo) with 11 sacks, five forced fumbles, 29.5 stops for losses and four quarterback pressures. Added five interceptions for 94 yards and a touchdown and deflected eight other passes. Registered 10 fumble recoveries with three TDs. Consensus All-American and All-Big Sky Conference selection as a senior and voted the recipient of school's Pat Norwood Award for Most Inspirational Player. Chosen to wear school's legacy number 37. Was a third-generation football player at Montana as his father, Bryan, lettered from 1989-90, and grandfather, Gene, Jr., lettered from 1963-64.

**PERSONAL:** Attended Sky (Missoula, Mt.) High School and recorded 72 tackles with 12 sacks as a senior. Named as a Class AA All-State and All-Conference selection as a senior. Also lettered in track. Majored in business management.

Club	Tackles		Sacks			Interceptions										
	G/S	Tkl	So	Ast	QB	Yds	No	Yds	Avg	LG	TD	PD	FF	FR	Yds	
2014 Miami	13/0	1	1	0	0.0	0.0	0	0	0.0	0	0	0	0	0	0	0
2015 Jacksonville	12/1	7	5	2	0.5	4.5	0	0	0.0	0	0	0	0	0	0	0
2016 Seattle	7/1	1	1	0	0.0	0.0	0	0	0.0	0	0	0	0	0	0	0
<b>NFL TOTALS</b>	<b>32/2</b>	<b>9</b>	<b>7</b>	<b>2</b>	<b>0.5</b>	<b>4.5</b>	<b>0</b>	<b>0</b>	<b>0.0</b>	<b>0</b>	<b>0</b>	<b>0</b>	<b>0</b>	<b>0</b>	<b>0</b>	<b>0</b>

### TRIPP'S SINGLE-GAME HIGHS

**Tackles:** 4 vs. Indianapolis (12/13/15)  
**Interceptions:** None  
**Sacks:** None

**Forced Fumbles:** None  
**Fumble Recoveries:** None  
**Touchdowns:** None

### ADDITIONAL STATS

**Special Teams Tackles:** 2014 (2), 2015 (7); **Career:** (9).



## TRIPP'S 2016 SEASON

Signed to Seattle's practice squad on September 5. Signed to Seattle's 53-man roster October 3. Placed on injured reserve (thigh) December 3. **Atl (10/16)**: Saw action on special teams. **at Ariz (10/23)**: Stepped in at LB in place of KJ Wright (cramps) for two snaps. **at TB (11/27)**: Made first start for the Seahawks at OLB and had a solo stop.

### TRIPP'S 2016 GAME-BY-GAME

Game	G/S	T	S	A	QB	Yds.	QH	Int.	Yds.	PD	FF	FR	Yds.
Games 1-4													
Atl (10/16)	1/0												
at Ariz (10/23)	1/0	0	0	0	0.0	0.0	0	0	0	0	0	0	0
Games 7-10	4/0												
atTB (11/27)	1/1	1	1	0	0.0	0.0	0	0	0	0	0	0	0
<b>Totals</b>	<b>7/1</b>	<b>1</b>	<b>1</b>	<b>0</b>	<b>0.0</b>	<b>0.0</b>	<b>0</b>	<b>0</b>	<b>0</b>	<b>0</b>	<b>0</b>	<b>0</b>	<b>0</b>



**46 WILL TUKUAFU**  
FULLBACK

Height 6-2  
Weight 280  
College Oregon  
Seasons NFL 7th, Seahawks 3rd  
Born January 3, 1984  
Hometown Salt Lake City, Utah  
Pronunciation too-koo-AH-foo

#### NFL TRANSACTIONS:

06/09/10: Signed with Seattle as undrafted FA  
06/22/10: Waived by Seattle  
08/13/10: Signed with San Francisco as FA  
09/04/10: Waived by San Francisco  
09/06/10: Signed to San Francisco PS  
12/18/10: Signed to San Francisco 53-man roster  
10/04/11: Placed on IR by San Francisco  
03/08/12: Signed renegotiated contract with SF  
09/11/13: Placed on IR by San Francisco  
09/17/13: Waived with injury settlement by SF  
12/18/13: Signed with San Francisco as a FA  
08/30/14: Placed on IR by San Francisco  
09/08/14: Released from IR with injury settlement by San Francisco  
10/29/14: Signed by Seattle as FA  
04/01/15: Signed with Seattle as UFA  
08/22/16: Re-signed with Seattle as UFA  
09/03/16: Released by Seattle  
09/13/16: Signed with Seattle as UFA

#### NFL CAREER HIGHLIGHTS:

- Played in 14 games with one start at fullback in 2015, rushing four times for one yard and his first career touchdown vs. Arizona (11/15) and catching one pass for seven yards and his first career receiving TD at Arizona (1/3/16). Saw time at fullback, tight end and defensive tackle.
- Played in nine games with two starts at fullback in 2014, lead-blocking for Marshawn Lynch. Recorded his first-career rush for two yards (vs. St. Louis, 12/28/14), first-career reception (at Phil., 12/7/14) and first-career start (vs. Oakland, 11/2/14). Also spent time at defensive tackle in four regular season games and two postseason games.
- Saw action in 20 career games with San Francisco from 2010-2013, and additionally six

career playoff appearances with two starts. Versatility has allowed him to play fullback, defensive line and on special teams.

- Made NFL debut and recorded his first career FR on his first career play from scrimmage vs. Seattle on September 11, 2011.

**COLLEGE:** Played in 39 games (37 starts) for the Ducks, registering 131 tackles, 32.5 TFLs, 14.5 sacks, 4 FFs, 5 FRs and 4 PDs. As a senior, named Second-Team All-Pac-10 by the coaches. Also earned Oregon's Schaffeld Award (outstanding defensive lineman) and Gonyea Award (most inspirational player). Started all 13 games and notched 36 tackles, 6.5 TFLs, 2.5 sacks, FF and FR. In 2008, named Honorable Mention All-Pac-10 by the coaches, starting all 13 games and registering 59 tackles, 17.5 TFLs, 7.5 sacks, 1 FF, 1 FR and 2 PDs. As a sophomore, played in 13 games (11 starts) and recorded 36 tackles, 8.5 TFLs, 4.5 sacks, 2 FFs, 3 FRs and 2 PDs en route to earning the team's Casanova Award (top newcomer) and being named Honorable Mention All-Pac-10 by the coaches. Prior to Oregon, starred at Scottsdale Community College, posting 56 tackles, 24 TFL and 2 FRs in 2005. Earned All-Western States Football League honors and ranked among the top two junior college defensive linemen on the SuperPrep JUCO 100, also listed as the nation's 7th-best junior college prospect by Rivals.com.

**PERSONAL:** Attended East (Salt Lake City, Utah) High School and earned all-region honors as a junior and senior. Also lettered in basketball. Initially signed a letter of intent to BYU before going on a two-year LDS mission. Married to wife, Krystal. One of 16 children, he has 10 brothers and 5 sisters. Majored in political science.

## TUKUAFU'S NFL RECORD

Club	G/S	No	Rushing			LG	TD	Att	Receiving			LG	TD
			Yds	Avg	Yds				Avg	Yds	Avg		
2010 San Francisco	0/0	0	0	0.0	0	0	0	0	0.0	0	0	0	
2011 San Francisco	4/0	0	0	0.0	0	0	0	0	0.0	0	0	0	
2012 San Francisco	14/0	0	0	0.0	0	0	0	0	0.0	0	0	0	
2013 San Francisco	2/0	0	0	0.0	0	0	0	0	0.0	0	0	0	
2014 Seattle	9/2	1	2	2.0	2	0	1	4	4.0	4	0	0	
2015 Seattle	14/1	4	1	0.3	4	1	1	7	7.0	7t	1	1	
2016 Seattle	7/1	2	2	1.0	2	0	0	0	0.0	0	0	0	
<b>NFL TOTALS</b>	<b>50/4</b>	<b>7</b>	<b>6</b>	<b>0.9</b>	<b>4</b>	<b>1</b>	<b>2</b>	<b>11</b>	<b>5.5</b>	<b>7t</b>	<b>1</b>	<b>1</b>	

### POSTSEASON

Club	G/S	No	Rushing			LG	TD	Att	Receiving			LG	TD
			Yds	Avg	Yds				Avg	Yds	Avg		
2011 San Francisco			Injured Reserve										
2012 San Francisco	3/0	0	0	0.0	0	0	0	0	0.0	0	0	0	
2013 San Francisco	3/2	0	0	0.0	0	0	1	2	2.0	2	0	0	
2014 Seattle	3/0	0	0	0.0	0	0	1	8	8.0	8	0	0	
2015 Seattle	1/1	0	0	0.0	0	0	0	0	0.0	0	0	0	
<b>NFL TOTALS</b>	<b>10/3</b>	<b>0</b>	<b>0</b>	<b>0.0</b>	<b>0</b>	<b>0</b>	<b>2</b>	<b>10</b>	<b>5.0</b>	<b>9</b>	<b>0</b>	<b>0</b>	

## TUKUAFU'S SINGLE-GAME HIGHS

### RUSHING

**Rush Attempts:** 2 vs. Arizona (11/15/15)  
**Rushing Yards:** 4 at Minnesota (12/6/15)  
**Longest Rush:** 4 at Minnesota (12/6/15)  
**Rushing Touchdowns:** 1 vs. Arizona (11/15/15)

### RECEIVING

**Receptions:** 1, 2 Times, Last at Arizona (1/3/16)  
**Receiving Yards:** 7 at Arizona (1/3/16)  
**Longest Reception:** 7 at Arizona (1/3/16)  
**Receiving Touchdowns:** 1 at Arizona (1/3/16)

## TUKUAFU'S ADDITIONAL STATS

**Defensive Tackles:** 2010 (0), 2011 (2, FR), 2012 (13), 2013 (1), 2014 (1), 2015 (0); **Career** (17, FR).

**Special Teams Tackles:** 2015 (1); **Career** (1).

**Kickoff Returns:** 2015 (1 for 16 yards).

**Postseason Defensive Tackles:** 2014 (1); **Career** (1).

## TUKUAFU'S 2016 SEASON


Signed by Seattle on September 13. Was released September 20. Re-signed October 26. Placed on injured reserve December 13. **at LA (9/18):** Saw action at FB. **at TB (11/27):** Started first game of the season at FB and also saw limited action at DT. **Car (12/4):** Suffered a concussion and did not return. **at GB (12/11):** Inactive (concussion).

2016	Opponent	Rushing					Receiving					Total	
		Att	Yds	Avg	LG	TD	Rec	Yds	Avg	LG	TD		
9/11	Miami	Not on Roster											
9/18	at L.A.	0	0	0.0	0	0	0	0	0.0	0	0	0	0
Games 3-6		Not on Roster											
10/30	at New Orleans	0	0	0.0	0	0	0	0	0.0	0	0	0	0
11/7	Buffalo	0	0	0.0	0	0	0	0	0.0	0	0	0	0
11/13	at New England	0	0	0.0	0	0	0	0	0.0	0	0	0	0
11/20	Philadelphia	1	2	2.0	2	0	0	0	0.0	0	0	0	2
11/27	at Tampa Bay	1	0	0.0	0	0	0	0	0.0	0	0	0	0
12/4	Carolina	0	0	0.0	0	0	0	0	0.0	0	0	0	0
12/11	at Green Bay	Inactive (concussion)											
<b>TOTALS (7/1)</b>		<b>2</b>	<b>2</b>	<b>1.0</b>	<b>2</b>	<b>0</b>	<b>0</b>	<b>0</b>	<b>0.0</b>	<b>0</b>	<b>0</b>	<b>0</b>	<b>2</b>

## TUKUAFU'S NFL RECORD

2014	Opponent	Rushing					Receiving					Total	
		Att	Yds	Avg	LG	TD	Rec	Yds	Avg	LG	TD		
11/02	Oakland	0	0	0.0	0	0	0	0	0.0	0	0	0	0
11/09	NY Giants	0	0	0.0	0	0	0	0	0.0	0	0	0	0
11/16	at Kansas City	0	0	0.0	0	0	0	0	0.0	0	0	0	0
11/23	Arizona	0	0	0.0	0	0	0	0	0.0	0	0	0	0
11/27	at San Francisco	0	0	0.0	0	0	0	0	0.0	0	0	0	0
12/07	at Philadelphia	0	0	0.0	0	0	1	4	4.0	4	0	4	4
12/14	San Francisco	0	0	0.0	0	0	0	0	0.0	0	0	0	0
12/21	at Arizona	0	0	0.0	0	0	0	0	0.0	0	0	0	0
12/28	St. Louis	1	2	2.0	2	0	0	0	0.0	0	0	0	0
<b>TOTALS (9/2)</b>		<b>1</b>	<b>2</b>	<b>2.0</b>	<b>2</b>	<b>0</b>	<b>1</b>	<b>4</b>	<b>4.0</b>	<b>4</b>	<b>0</b>	<b>4</b>	<b>4</b>
1/10	Carolina	0	0	0.0	0	0	0	0	0.0	0	0	0	0
1/18	Green Bay	0	0	0.0	0	0	1	8	8.0	8	0	8	8
2/1	New England	0	0	0.0	0	0	0	0	0.0	0	0	0	0
<b>TOTALS (3/0)</b>		<b>0</b>	<b>0</b>	<b>0.0</b>	<b>0</b>	<b>0</b>	<b>1</b>	<b>8</b>	<b>8.0</b>	<b>8</b>	<b>0</b>	<b>8</b>	<b>8</b>

2015	Opponent	Rushing					Receiving					Total	
		Att	Yds	Avg	LG	TD	Rec	Yds	Avg	LG	TD		
Games 1-2		Inactive											
9/27	Chicago	0	0	0.0	0	0	0	0	0.0	0	0	0	0
10/05	Detroit	0	0	0.0	0	0	0	0	0.0	0	0	0	0
10/11	at Cincinnati	0	0	0.0	0	0	0	0	0.0	0	0	0	0
10/18	Carolina	0	0	0.0	0	0	0	0	0.0	0	0	0	0
10/22	at San Francisco	0	0	0.0	0	0	0	0	0.0	0	0	0	0
11/01	at Dallas	0	0	0.0	0	0	0	0	0.0	0	0	0	0
11/15	Arizona	2	2	1.0	1t	1	0	0	0.0	0	0	0	2
11/22	San Francisco	0	0	0.0	0	0	0	0	0.0	0	0	0	0
11/29	Pittsburgh	0	0	0.0	0	0	0	0	0.0	0	0	0	0
12/06	at Minnesota	1	4	4.0	4	0	0	0	0.0	0	0	0	4
12/13	at Baltimore	0	0	0.0	0	0	0	0	0.0	0	0	0	0
12/20	Cleveland	0	0	0.0	0	0	0	0	0.0	0	0	0	0
12/27	St. Louis	1	-5	-5.0	-5	0	0	0	0.0	0	0	0	-5
1/03	at Arizona	0	0	0.0	0	0	1	7	7.0	7t	1	7	7
<b>TOTALS (14/1)</b>		<b>4</b>	<b>1</b>	<b>0.3</b>	<b>4</b>	<b>1</b>	<b>1</b>	<b>7</b>	<b>7.0</b>	<b>7t</b>	<b>1</b>	<b>8</b>	<b>8</b>
1/10	at Minnesota	0	0	0.0	0	0	0	0	0.0	0	0	0	0
1/17	at Carolina	Inactive (Hamstring)											
<b>TOTALS (1/1)</b>		<b>0</b>	<b>0</b>	<b>0.0</b>	<b>0</b>	<b>0</b>	<b>0</b>	<b>0</b>	<b>0.0</b>	<b>0</b>	<b>0</b>	<b>0</b>	<b>0</b>



54

## BOBBY WAGNER

### LINEBACKER

Height 6-0  
Weight 245  
College Utah State  
Seasons NFL 5th, Seahawks 5th  
Born June 27, 1990  
Hometown Ontario, Calif.

### WAGNER'S NFL RECORD

Club	G/S	Tackles			Sacks		Interceptions			LG	TD	PD	FF	FR	Yds
		Tkl	So	Ast	QB	Yds	No	Yds	Avg						
2012 Seattle	16/15	140	86	54	2.0	11.0	3	55	18.3	45	0	4	0	0	0
2013 Seattle	14/14	119	71	48	5.0	36.5	2	9	4.5	9	0	6	0	1	0
2014 Seattle	11/11	104	67	37	2.0	13.0	0	0	0.0	0	0	3	0	0	0
2015 Seattle	15/15	114	67	47	0.5	4.5	0	0	0.0	0	0	7	2	3	55
2016 Seattle	15/15	156	76	80	2.5	20.0	1	9	9.0	9	0	2	0	0	0
<b>NFL TOTALS</b>	<b>71/70</b>	<b>633</b>	<b>367</b>	<b>266</b>	<b>12.0</b>	<b>85.0</b>	<b>6</b>	<b>73</b>	<b>12.2</b>	<b>45</b>	<b>0</b>	<b>22</b>	<b>2</b>	<b>4</b>	<b>55</b>

#### POSTSEASON

Club	G/S	Tackles			Sacks		Interceptions			LG	TD	PD	FF	FR	Yds
		Tkl	So	Ast	QB	Yds	No	Yds	Avg						
2012 Seattle	2/2	17	12	5	0.0	0.0	1	4	4.0	4	0	1	0	0	0
2013 Seattle	3/3	34	17	17	0.0	0.0	0	0	0.0	0	0	1	0	0	0
2014 Seattle	3/3	31	16	15	0.0	0.0	1	0	0.0	0	0	1	0	0	0
2015 Seattle	2/2	20	12	8	0.0	0.0	0	0	0.0	0	0	0	0	0	0
<b>NFL TOTALS</b>	<b>10/10</b>	<b>102</b>	<b>57</b>	<b>45</b>	<b>0.0</b>	<b>0.0</b>	<b>2</b>	<b>4</b>	<b>4.0</b>	<b>4</b>	<b>0</b>	<b>3</b>	<b>0</b>	<b>0</b>	<b>0</b>

### WAGNER'S SINGLE-GAME HIGHS

**Tackles:** 16, Buffalo (11/7/16)      **Sacks:** 1.5, 2Times, Last at NY Giants (12/15/13)  
**Forced Fumbles:** 1 vs. Pittsburgh (11/29/15)      **Interceptions:** 2, vs. Arizona (12/9/12)  
**Fumble Recoveries:** 1, 4Times, Last at Balt. (12/13/15)      **Touchdowns:** 1, 2Times, Last FR vs. Ari. (11/15/15)

### ADDITIONAL STATS

**Special Teams Tackles:** 2016 (Block FG); **Career:** (Block FG).

## WAGNER'S 2016 SEASON

Leads the NFL with 108 tackles. **SF (9/25):** Had sixth-career interception and it led to a field goal. **at NYJ (10/2):** Led team with a season-high 11 tackles, including a sack. **Atl (10/16):** Tied a career high with 14 tackles, including two QB hits. **at Ariz (10/23):** Led team with 13 tackles and blocked a FG after leaping over the snapper. **at NO (10/30):** Set career high with 15 tackles (11 solo). **Buf (11/7):** Set career high for second-straight week in tackles with 16 (8 solo). Also recorded half of a sack. **Phi (11/20):** Led team with 15 tackles and posted a QB sack. Became first player in team history to record five-straight 100-tackle seasons. **Car (12/4):** Led team with 10 tackles - seventh double-digit output of the season. **Ariz (12/24):** Set club's single season record for most tackles passing Terry Beason's 1978 record of 153.

### WAGNER'S 2016 GAME-BY-GAME

Game	G/S	T	S	A	QB	Yds.	QH	Int.	Yds.	PD	FF	FR	Yds.
Miami (9/11)	1/1	6	6	0	0.0	0.0	2	0	0	0	0	0	0
at L.A. (9/18)	1/1	8	5	3	0.0	0.0	1	0	0	0	0	0	0
SF (9/25)	1/1	6	0	6	0.0	0.0	0	1	9	2	0	0	0
at NYJ (10/2)	1/1	10	6	4	1.0	6.0	2	0	0	0	0	0	0
Atl (10/16)	1/1	14	3	11	0.0	0.0	2	0	0	0	0	0	0
at Ariz (10/23)	1/1	13	12	1	0.0	0.0	1	0	0	0	0	0	0
at NO (10/30)	1/1	15	11	4	0.0	0.0	1	0	0	0	0	0	0
Buf (11/7)	1/1	16	8	8	0.5	5.0	3	0	0	0	0	0	0
at NE (11/13)	1/1	5	2	3	0.0	0.0	0	0	0	0	0	0	0
Phi (11/20)	1/1	15	5	10	1.0	9.0	1	0	0	0	0	0	0
at TB (11/27)	1/1	9	6	3	0.0	0.0	0	0	0	0	0	0	0
Car (12/4)	1/1	10	4	6	0.0	0.0	1	0	0	0	0	0	0
at GB (12/11)	1/1	12	7	5	0.0	0.0	0	0	0	0	0	0	0
L.A. (12/15)	1/1	7	0	7	0.0	0.0	2	0	0	0	0	0	0
Ariz (12/24)	1/1	10	1	9	0.0	0.0	0	0	0	0	0	0	0
<b>Totals</b>	<b>15/15</b>	<b>156</b>	<b>76</b>	<b>80</b>	<b>2.5</b>	<b>20.0</b>	<b>16</b>	<b>1</b>	<b>9</b>	<b>2</b>	<b>0</b>	<b>0</b>	<b>0</b>



# 73

## J'MARCUS WEBB

### TACKLE

Height	6-7
Weight	331
College	West Texas A&M
Seasons	NFL 7th, Seahawks 1st
Born	August 8, 1988
Hometown	Fort Worth, Texas



# 86

## BRANDON WILLIAMS

### TIGHT END

Height	6-3
Weight	247
College	Oregon
Seasons	NFL 4th, Seahawks 1st
Born	October 12, 1987
Hometown	Merriquette, Ill.

### WEBB'S NFL RECORD

Year	Team	GP/GS	Postseason
2010	Chicago	14/12	2/2
2011	Chicago	16/16	
2012	Chicago	16/16	
2013	Minn.	8/1	
2014	Minn.	1/0	
2015	Oakland	16/16	
2016	Seattle	9/3	
<b>NFL TOTALS</b>	<b>—</b>	<b>80/64</b>	<b>2/2</b>

### WEBB'S 2016 SEASON

Was released on November 22. **Mia (9/11)**: Started at RG in place of Germain Ifedi (ankle). **at LA (9/18)**: Started at RG. **SF (9/25)**: Started at RG. **at NYJ (10/2)**: Saw action on special teams. **Atl (10/16)**: Saw action as an extra lineman in goal line package. **at Ariz (10/23)**: Saw action on special teams. **at NO (10/30)**: Saw action on special teams. **at NE (11/13)**: Saw action on special teams and in goal-line package. **Phi (11/20)**: Inactive.

### B. WILLIAMS' NFL RECORD

RECEIVING							
	Club	G/S	No	Yds	Avg	LG	TD
2013	Carolina	9/0	0	0	0.0	0	0
2014	Carolina	14/0	4	44	11.0	16	0
2015	Carolina	2/0	0	0	0.0	0	0
	Miami	4/0	0	0	0.0	0	0
2016	Seattle	15/1	1	16	16.0	16	0
<b>NFL TOTALS</b>	<b>—</b>	<b>44/1</b>	<b>5</b>	<b>60</b>	<b>12.0</b>	<b>16</b>	<b>0</b>
POSTSEASON							
	Club	G/S	No	Yds	Avg	LG	TD
2013	Carolina	1/0	0	0	0.0	0	0
2014	Carolina	2/0	0	0	0.0	0	0
<b>NFL TOTALS</b>	<b>—</b>	<b>3/0</b>	<b>0</b>	<b>0</b>	<b>0.0</b>	<b>0</b>	<b>0</b>

### B. WILLIAMS' SINGLE-GAME HIGHS

**Receptions**: 2 at Green Bay (10/19/14)      **Receiving Yards**: 22 at Green Bay (10/19/14)  
**Touchdowns**: None      **Longest Reception**: 16, 2 Times, Last vs. Buffalo (11/7/16)

### B. WILLIAMS' ADDITIONAL STATS

**Kickoff Returns**: 2014 (3 for 36 yards, 12.0 avg., 19 long), 2016 (1 for 12 yards, 12.0 avg.); **Career**: (4 for 48, 12.0 avg., 19 long).  
**Special Teams Tackles**: 2013 (1), 2014 (1), 2015 (1), 2016 (5); **Career** (8).  
**Postseason Special Teams Tackles**: 2014 (1); **Career** (1).

### B. WILLIAMS' 2016 SEASON

**at LA (9/18)**: Started when team opened in a 3-TE set. **LA (12/15)**: Recorded three special teams tackles.

2016	Opponent	No	Yds	Avg	LG	TD	2016	Opponent	No	Yds	Avg	LG	TD
9/11	Miami	0	0	0.0	0	0	11/13	at New England	0	0	0.0	0	0
9/18	at L.A. Rams	0	0	0.0	0	0	11/20	Philadelphia	0	0	0.0	0	0
9/25	SF	0	0	0.0	0	0	11/27	at Tampa Bay	0	0	0.0	0	0
10/2	at NYJ	0	0	0.0	0	0	12/4	Carolina	0	0	0.0	0	0
10/16	Atlanta	0	0	0.0	0	0	12/11	at Green Bay	0	0	0.0	0	0
10/23	at Arizona	0	0	0.0	0	0	12/15	L.A. Rams	0	0	0.0	0	0
10/30	at New Orleans	0	0	0.0	0	0	12/24	Arizona	0	0	0.0	0	0
11/7	Buffalo	1	16	16.0	16	0	<b>TOTALS (15/1)</b>		<b>1</b>	<b>16</b>	<b>16.0</b>	<b>16</b>	<b>0</b>



82

## LUKE WILLSON

### TIGHT END

Height 6-5  
Weight 252  
College Rice  
Seasons NFL 4th, Seahawks 4th  
Born January 15, 1990  
Hometown Lasalle, Ontario, Can.

## WILLSON'S NFL RECORD

RECEIVING						
Club	G/S	No	Yds	Avg	LG	TD
2013 Seattle	16/7	20	272	13.6	39t	1
2014 Seattle	15/10	22	362	16.5	80t	3
2015 Seattle	14/7	17	213	12.5	24	1
2016 Seattle	10/5	12	103	8.6	19	1
<b>NFL TOTALS</b>	<b>55/29</b>	<b>71</b>	<b>950</b>	<b>13.7</b>	<b>80t</b>	<b>6</b>

POSTSEASON						
Club	G/S	No	Yds	Avg	LG	TD
2013 Seattle	3/0	2	17	8.5	12	0
2014 Seattle	3/3	6	79	13.2	29	1
2015 Seattle	1/1	4	54	13.5	22	0
<b>NFL TOTALS</b>	<b>7/4</b>	<b>12</b>	<b>150</b>	<b>12.5</b>	<b>29</b>	<b>1</b>

### WILLSON'S SINGLE-GAME HIGHS

**Receptions:** 5 vs. Jacksonville (9/22/13)  
**Touchdowns:** 2 at Arizona (12/21/14)

**Receiving Yards:** 139 at Arizona (12/21/14)  
**Longest Reception:** 80t at Arizona (12/21/14)

## WILLSON'S 2016 SEASON

**Mia (9/11):** Started at TE. **at LA (9/18):** Started when team opened in a 3-TE set. **at NYJ (10/2):** Started in 2-TE set. **Atl (10/16):** Saw action at TE and had a 9-yard reception. Injured knee in fourth quarter during a Michael TD run. **Atl (10/16):** Inactive (knee). **at Ariz (10/23):** Inactive (knee). **at NO (10/30):** Inactive (knee). **Buf (11/7):** Inactive (knee). **at NE (11/13):** Inactive (knee). **Phi (11/20):** Returned from knee injury to start in 2-TE set and had a 12-yard reception and a late onside kick recovery. **at TB (11/27):** Had one reception but left the game with a knee injury. **Car (12/4):** Inactive (knee).

## WILLSON'S GAME-BY-GAME

-----Receiving-----							-----Receiving-----						
2013	Opponent	No	Yds	Avg	LG	TD	2014	Opponent	No	Yds	Avg	LG	TD
9/8	at Carolina	0	0	0.0	0	0	9/04	Green Bay	1	1	1.0	1	0
9/15	San Francisco	0	0	0.0	0	0	9/14	at San Diego	0	0	0.0	0	0
9/22	Jacksonville	5	76	15.2	35	0	9/21	Denver	0	0	0.0	0	0
9/29	at Houston	0	0	0.0	0	0	10/06	at Washington	3	28	9.3	19	0
10/6	at Indianapolis	2	28	14.0	17	0	10/12	Dallas	2	11	5.5	10	0
10/13	Tennessee	2	17	8.5	14	0	10/19	at St. Louis	Inactive (groin)				
10/17	at Arizona	1	23	23.0	23	0	10/26	at Carolina	1	23	23.0	23t	1
10/28	at St. Louis	0	0	0.0	0	0	11/02	Oakland	1	16	16.0	16	0
11/3	Tampa Bay	0	0	0.0	0	0	11/09	NY Giants	0	0	0.0	0	0
11/10	at Atlanta	1	19	19.0	19	0	11/16	at Kansas City	3	51	17.0	27	0
11/17	Minnesota	1	7	7.0	7	0	11/23	Arizona	1	21	21.0	21	0
12/2	New Orleans	1	2	2.0	2	0	11/27	at San Francisco	4	39	9.8	15	0
12/8	at San Francisco	3	70	23.3	39t	1	12/07	at Philadelphia	1	1	1.0	1	0
12/15	at NY Giants	2	23	11.5	15	0	12/14	San Francisco	0	0	0.0	0	0
12/22	Arizona	1	3	3.0	3	0	12/21	at Arizona	3	139	46.3	80t	2
12/29	St. Louis	1	4	4.0	4	0	12/28	St. Louis	2	32	16.0	28	0
<b>TOTALS (16/7)</b>		<b>20</b>	<b>272</b>	<b>13.6</b>	<b>39t</b>	<b>1</b>	<b>TOTALS (15/10)</b>		<b>22</b>	<b>362</b>	<b>16.5</b>	<b>80t</b>	<b>3</b>
1/11	New Orleans	0	0	0.0	0	0	1/10	Carolina	4	68	17.0	29	1
1/19	San Francisco	0	0	0.0	0	0	1/18	Green Bay	2	11	5.5	8	0
2/2	Denver	2	17	8.5	12	0	2/1	New England	0	0	0.0	0	0
<b>Playoff Totals (3/0)</b>		<b>2</b>	<b>17</b>	<b>8.5</b>	<b>12</b>	<b>0</b>	<b>TOTALS (3/3)</b>		<b>6</b>	<b>79</b>	<b>13.2</b>	<b>29</b>	<b>1</b>

-----Receiving-----							-----Receiving-----						
2015	Opponent	No	Yds	Avg	LG	TD	2016	Opponent	No	Yds	Avg	LG	TD
9/13	at St. Louis	0	0	0.0	0	0	9/11	Miami	2	26	13.0	19	0
9/20	at Green Bay	2	36	18.0	24	0	9/18	at L.A. Rams	1	6	6.0	6	0
9/27	Chicago	Inactive (Back)					9/25	San Francisco	2	9	4.5	7	0
10/05	Detroit	2	15	7.5	9	0	10/2	at N.Y. Jets	0	0	0.0	0	0
10/11	at Cincinnati	2	17	8.5	9	0	10/16	Atlanta	1	9	9.0	9	0
10/18	Carolina	1	16	16.0	16	0	Games 6-9						
10/22	at San Francisco	0	0	0.0	0	0	11/20	Philadelphia	1	12	12.0	12	0
11/01	at Dallas	2	41	20.5	22t	1	11/27	at Tampa Bay	1	11	11.0	11	0
11/15	Arizona	0	0	0.0	0	0	12/4	Carolina	Inactive (Knee)				
11/22	San Francisco	2	15	7.5	10	0	12/11	at Green Bay	1	11	11.0	11	0
11/29	Pittsburgh	1	12	12.0	12	0	12/15	L.A. Rams	3	19	6.3	9	1
12/06	at Minnesota	2	36	18.0	22	0	12/24	Arizona	0	0	0.0	0	0
12/13	at Baltimore	1	8	8.0	8	0	<b>TOTALS (10/5)</b>		<b>12</b>	<b>103</b>	<b>8.6</b>	<b>19</b>	<b>1</b>
12/20	Cleveland	2	17	8.5	11	0							
12/27	St. Louis	0	0	0.0	0	0							
1/03	at Arizona	Inactive (Concussion)											
<b>TOTALS (14/7)</b>		<b>17</b>	<b>213</b>	<b>12.5</b>	<b>24</b>	<b>1</b>							
1/10	at Minnesota	Inactive (Concussion)											
1/17	at Carolina	4	54	13.5	22	0							
<b>TOTALS (1/1)</b>		<b>4</b>	<b>54</b>	<b>13.5</b>	<b>22</b>	<b>0</b>							





3

## RUSSELL WILSON

### QUARTERBACK

Height	5-11
Weight	215
College	Wisconsin
Seasons	NFL 5th, Seahawks 5th
Born	November 29, 1988
Hometown	Richmond, Va.

## WILSON'S NFL RECORD

PASSING											
Year	Club	G/S	Att	Comp	Yds	Pct	TD	Int	LG	Sacked	Rate
2012	Seattle	16/16	393	252	3,118	64.1	26	10	67	33/203	100.0
2013	Seattle	16/16	407	257	3,357	63.1	26	9	80t	44/272	101.2
2014	Seattle	16/16	452	285	3,475	63.1	20	7	80t	42/242	95.0
2015	Seattle	16/16	483	329	4,024	68.1	34	8	80t	45/265	110.1
2016	Seattle	15/15	514	334	3,961	65.0	20	11	59	40/287	92.4
NFL TOTALS		79/79	2,249	1,457	17,935	64.8	126	45	80t	204/1,269	99.6

RUSHING							
Year	Club	G/S	Att	Yds	Avg	LG	TD
2012	Seattle	16/16	94	489	5.2	25t	4
2013	Seattle	16/16	96	539	5.6	27	1
2014	Seattle	16/16	118	849	7.2	55	6
2015	Seattle	16/16	103	553	5.4	24	1
2016	Seattle	15/15	70	255	3.6	18	1
NFL TOTALS		79/79	481	2,685	5.6	55	13

## POSTSEASON

PASSING											
Year	Club	G/S	Att	Comp	Yds	Pct	TD	Int	LG	Sacked	Rate
2012	Seattle	2/2	62	39	572	62.9	3	1	34	7/48	101.0
2013	Seattle	3/3	68	43	524	63.2	3	0	51	7/22	101.6
2014	Seattle	3/3	72	41	724	56.9	6	5	63t	10/58	81.9
2015	Seattle	2/2	74	44	508	59.5	4	3	35	7/54	81.4
NFL TOTALS		10/10	276	167	2,328	60.5	16	9	63t	31/182	93.4

RUSHING							
Year	Club	G/S	Att	Yds	Avg	LG	TD
2012	Seattle	2/2	15	127	8.5	17	1
2013	Seattle	3/3	11	42	3.8	16	0
2014	Seattle	3/3	17	86	5.1	17	1
2015	Seattle	2/2	8	53	6.6	14	0
NFL TOTALS		10/10	51	308	6.0	28	2

## WILSON'S 2016 SEASON

**Mia (9/11):** Led team to 19th-career win when trailing or tied in the fourth quarter or OT, this after injuring his right ankle in the third quarter. Connected with Baldwin on a 2-yard TD with :31 remaining to give Seattle a 12-10 lead. Attempted a career-high 43 passes. **at LA (9/18):** Returned to start despite suffering an ankle sprain the previous week. **SF (9/25):** Passed for 233 yards in the first half, second-highest total of career for the half. Left the game mid-way through the third quarter with a knee sprain. **at NYJ (10/2):** Passed for season-best 309 yards to go along with three TDs and no INTs. **at NE (11/13):** Passed for a career-high 348 yards and three TDs with no INTs. Was the 12th time of career to pass for three or more TDs and no INTs. Was the fourth time of career to pass for 300 yards with three or more TDs and no INTs. Led the team on scoring drives seven of nine possessions, not counting the final two-play drive that ran out the clock. **Phi (11/20):** Hauled in a 15-yard TD reception on an end-around pass from Doug Baldwin. Was the first TD reception by a QB in club history. **at GB (12/11):** Threw a career-high five interceptions. **Ariz (12/24):** Set career highs in attempts (45) and passing yards (350).

## WILSON'S GAME-BY-GAME

2016 PASSING													
Date	Opponent	P/S	Att	Com	Yds	Pct	TD	Int	LG	Sacked	W/L	Rating	
09/11	Miami	(S)	43	27	258	62.8	1	1	24	3/18	W	77.5	
09/18	at L.A.	(S)	35	22	254	62.9	0	0	53	2/15	L	84.7	
09/25	San Francisco	(S)	23	15	243	65.2	1	0	59	2/17	W	114.9	
10/02	at N.Y. Jets	(S)	32	23	309	71.9	3	0	42t	2/21	W	133.5	
10/16	Atlanta	(S)	37	25	270	67.6	0	0	25	1/9	W	88.8	
10/23	at Arizona	(S)	37	24	225	64.9	0	0	31	1/20	T	81.5	
10/30	at New Orleans	(S)	34	22	253	64.7	0	1	27	1/11	L	74.8	
11/07	Buffalo	(S)	26	20	282	76.9	2	0	50	4/37	W	137.0	
11/13	at New England	(S)	37	25	348	67.6	3	0	39	3/24	W	124.6	
11/20	Philadelphia	(S)	31	18	272	58.1	1	0	44	1/0	W	97.8	
11/27	at Tampa Bay	(S)	33	17	151	51.5	0	2	21	6/33	L	38.8	
12/4	Carolina	(S)	36	26	277	72.2	1	1	40	3/21	W	92.0	
12/11	at Green Bay	(S)	39	22	240	56.4	1	5	31	3/22	L	43.7	
12/15	L.A. Rams	(S)	26	19	229	73.1	3	1	57t	2/2	W	122.1	
12/24	Arizona	(S)	45	29	350	64.4	4	0	42t	6/37	L	117.8	
TOTALS		(15/15)	514	334	3,961	65.0	20	11	59	40/287	9-5-1	92.4	

*W/L record reflects games started only*

2016 RUSHING							
Date	Opponent	P/S	Att	Yds	Avg	LG	TD
09/11	Miami	1/1	4	16	4.0	9	0
09/18	at L.A.	1/1	5	14	2.8	8	0
09/25	San Francisco	1/1	1	3	3.0	3	0
10/02	at N.Y. Jets	1/1	5	-5	-1.0	2	0
10/16	Atlanta	1/1	6	7	1.2	6	0
10/23	at Arizona	1/1	1	-2	-2.0	-2	0
10/30	at New Orleans	1/1	3	11	3.7	5	0
11/07	Buffalo	1/1	3	10	3.3	8	1
11/13	at New England	1/1	3	6	2.0	6	0
11/20	Philadelphia	1/1	8	19	2.4	7	0
11/27	at Tampa Bay	1/1	8	80	10.0	17	0
12/4	Carolina	1/1	3	29	9.7	18	0
12/11	at Green Bay	1/1	4	19	4.8	8	0
12/15	L.A. Rams	1/1	6	12	2.0	9	0
12/24	Arizona	1/1	10	36	3.6	15	0
TOTALS		(15/15)	70	255	3.6	18	1

## SINGLE-GAME HIGHS

<b>Attempts:</b>	45 vs. Arizona	(12/24/16)
<b>Completions:</b>	32 at St. Louis	(9/13/15)
<b>Completion %:*</b>	82.8 vs. San Francisco (24/29)	(11/22/15)
<b>Yards:</b>	350 vs. Arizona	(12/24/16)
<b>Longest, No TD:</b>	67 vs. Arizona	(12/9/12) to Anthony McCoy
<b>Longest TD:</b>	80t, 3 Times, Last vs. Pittsburgh	(11/29/15) to Doug Baldwin
<b>Most TDs:</b>	5, 2 Times, Last at Baltimore	(12/13/15)
<b>Highest Pass Rating (Home):</b>	151.4 vs. Minnesota	(11/17/13)
<b>Highest Pass Rating (Away):</b>	146.0 at Minnesota	(12/6/15)
<b>Interceptions:</b>	5 at Green Bay	(12/11/16)
<b>Rushes:</b>	14 vs. N.Y. Giants	(10/6/13)
<b>Rushing Yds.:</b>	122** at Washington	(10/6/13)
<b>Longest Rush:</b>	55**, at Arizona	(12/21/14)
<b>Rushing TD:</b>	3 at Buffalo	(12/16/12)

\*Min. 20 attempts \*\*Club record by QB

## R. WILSON'S ADDITIONAL STATS

**Receiving:** 2014: (1 for 17 yards); 2016: (2 for 14 yards, 7.0 avg., 15 long (TD), 1 TD); **Career:** (3 for 31 yards, 10.3 avg., 17 long, 1 TD)

## WILSON'S GAME-BY-GAME

### 2012

### PASSING

Date	Opponent	P/S	Att	Com	Yds	Pct	TD	Int	LG	Sacked	W/L Rating
09/09	at Arizona	(S)	34	18	153	52.9	1	1	27	3/14	L 62.5
09/16	Dallas	(S)	20	15	151	75.0	1	0	22t	2/18	W 112.7
09/24	Green Bay	(S)	21	10	130	47.6	2	0	41t	1/19	W 99.3
09/30	at St. Louis	(S)	25	17	160	68.0	0	3	17	2/20	L 45.8
10/07	at Carolina	(S)	25	19	221	76.0	1	2	30	2/9	W 82.3
10/14	New England	(S)	27	16	293	59.3	3	0	51	2/10	W 133.7
10/18	at San Francisco	(S)	23	9	122	39.1	0	1	36	2/7	L 38.7
10/28	at Detroit	(S)	35	25	236	71.4	2	1	19	0/0	L 96.8
11/04	Minnesota	(S)	24	16	173	66.7	3	0	23	1/8	W 127.3
11/11	N.Y. Jets	(S)	19	12	188	63.2	2	0	38t	4/22	W 131.0
11/25	at Miami	(S)	27	21	224	77.8	2	0	32	2/8	L 125.9
12/02	at Chicago	(S)	37	23	293	62.2	2	0	49	2/0	W 104.9
12/09	Arizona	(S)	13	7	148	53.8	1	1	67	1/7	W 88.0
12/16	at Buffalo	(S)	23	14	205	60.9	1	0	44	2/9	W 104.4
12/23	San Francisco	(S)	21	15	171	71.4	4	1	43	1/1	W 115.3
12/30	St. Louis	(S)	19	15	250	78.9	1	0	49	6/41	W 136.3
<b>TOTALS</b>		<b>(16/16)</b>	<b>393</b>	<b>252</b>	<b>3,118</b>	<b>64.1</b>	<b>26</b>	<b>10</b>	<b>67</b>	<b>33/203</b>	<b>11-5 100.0</b>
01/06/13	at Washington	(S)	26	15	187	57.7	1	0	33	5/31	W 92.9
01/13/13	at Atlanta	(S)	36	24	385	66.7	2	1	34	2/17	L 109.1
<b>PLAYOFF TOTALS</b>		<b>(2/2)</b>	<b>62</b>	<b>39</b>	<b>572</b>	<b>62.9</b>	<b>3</b>	<b>1</b>	<b>34</b>	<b>7/48</b>	<b>1-1 101.0</b>

W/L record reflects games started only

### 2012

### RUSHING

Date	Opponent	P/S	Att	Yds	Avg	LG	TD
09/09	at Arizona	(S)	8	20	2.5	5	0
09/16	Dallas	(S)	4	28	7.0	14	0
09/24	Green Bay	(S)	3	18	6.0	12	0
09/30	at St. Louis	(S)	7	14	2.0	8	0
10/07	at Carolina	(S)	5	12	2.4	9	0
10/14	New England	(S)	5	17	3.4	9	0
10/18	at San Francisco	(S)	3	10	3.3	9	0
10/28	at Detroit	(S)	1	9	9.0	9	0
11/04	Minnesota	(S)	9	27	3.0	13	0
11/11	N.Y. Jets	(S)	7	34	4.9	18	0
11/25	at Miami	(S)	5	38	7.6	20	0
12/02	at Chicago	(S)	9	71	7.9	13	0
12/09	Arizona	(S)	3	12	4.0	6	0
12/16	at Buffalo	(S)	9	92	10.2	25t	3
12/23	San Francisco	(S)	6	29	4.8	9	0
12/30	St. Louis	(S)	10	58	5.8	15	1
<b>TOTALS</b>		<b>(16/16)</b>	<b>94</b>	<b>489</b>	<b>5.2</b>	<b>25t</b>	<b>4</b>
01/06/13	at Washington	(S)	8	67	8.4	28	0
01/13/13	at Atlanta	(S)	7	60	8.6	17	1
<b>PLAYOFF TOTALS</b>		<b>(2/2)</b>	<b>15</b>	<b>127</b>	<b>8.5</b>	<b>28</b>	<b>1</b>



## 4TH-QUARTER WINS - 21 (BEHIND OR TIED IN 4TH QUARTER)

Date	Opp	Situation	Result	Play/Drive & Time Remaining
09/24/12	GB	Behind 12-7	Won 14-12	24 yd TD pass as time expired
10/14/12	NE	Behind 23-17	Won 24-23	46 yd TD pass @ 1:18
12/02/12	at Chi	Behind 14-10		14 yd TD pass @ :24
		Tied 17-17	Won 23-17 (ot)	13 yd TD pass @ 7:33 in OT
12/30/12	StL	Tied 13-13	Won 20-13	1 yd TD run @ 1:39
01/06/13*	at Wash	Behind 14-13	Won 24-14	TD drive @ 7:08
09/08/13	at Car	Behind 7-6	Won 12-7	43 yd TD pass at 10:13
09/29/13	at Hou	Behind 20-6	Won 23-20 (ot)	45 yd FG @ 3:19 in OT
10/13/13	Tenn	Tied 10-10	Won 20-13	Lynch 3-yd TD run @ 7:33
11/03/13	TB	Behind 24-14	Won 27-24 (ot)	27 yd FG @ 8:11 in OT
01/19/14*	SF	Behind 17-13	Won 23-17	35-yd TD pass @ 13:44
09/21/14	Den	Tied 20-20	Won 26-20 (ot)	TD drive @ 9:14 in OT
10/26/14	at Car	Behind 9-6	Won 13-9	23-yd TD pass @ 0:47
11/09/14	NYG	Tied 17-17	Won 38-17	TD drive @ 12:47
12/28/14	StL	Tied 6-6	Won 20-6	TD drive @ 12:07
01/18/15*	GB	Tied 22-22	Won 28-22	35-yd TD pass @ 11:41 in OT
11/01/15	at Dal	Behind 12-10	Won 13-12	24-yard FG drive @ 1:04
11/29/15	Pitt	Behind 27-26	Won 39-30	30-yd TD pass @ 8:12
01/10/16*	at Minn	Behind 9-0	Won 10-9	46-yd FG drive @ 8:04
09/11/16	Miami	Behind 10-6	Won 12-10	2-yd TD pass @ :31
10/16/16	Atlanta	Behind 24-17	Won 26-24	44-yd FG @ 1:57
11/13/16	at NE	Behind 24-22	Won 31-24	23-yd FG @ 8:56 (25-24 lead)

\*Playoffs



## WILSON'S GAME-BY-GAME

		PASSING									
Date	Opponent	P/S	Att	Com	Yds	Pct	TD	Int	LG	Sacked	W/L Rating
09/08	at Carolina	(S)	33	25	320	75.8	1	0	43t	2/20	W 115.7
09/15	San Francisco	(S)	19	8	142	42.1	1	1	51	4/24	W 63.9
09/22	Jacksonville	(S)	21	14	202	66.7	4	1	30	2/8	W 117.5
09/29	at Houston	(S)	23	12	123	52.2	0	1	24	5/32	W 49.7
10/06	at Indianapolis	(S)	31	15	210	48.4	2	1	28t	2/5	L 78.7
10/13	Tennessee	(S)	31	23	257	74.2	0	0	55	2/4	W 98.5
10/17	at Arizona	(S)	29	18	235	62.1	3	0	32	3/26	W 122.1
10/28	at St. Louis	(S)	18	10	139	55.6	2	0	80t	7/48	W 117.6
11/03	Tampa Bay	(S)	26	19	217	73.1	2	2	28	0/0	W 91.3
11/10	at Atlanta	(S)	26	19	287	73.1	2	0	46	1/8	W 134.6
11/17	Minnesota	(S)	18	13	230	72.2	2	0	44	1/6	W 151.4
12/02	New Orleans	(S)	30	22	310	73.3	3	0	60	1/8	W 139.6
12/08	at San Francisco	(S)	25	15	199	60.0	1	1	39t	2/21	L 81.9
12/15	at NY Giants	(S)	27	18	206	66.7	1	1	30	4/29	W 86.3
12/22	Arizona	(S)	27	11	108	40.7	1	1	28	4/19	L 49.6
12/29	St. Louis	(S)	23	15	172	65.2	1	0	47t	4/14	W 102.1
<b>TOTALS</b>	<b>(16/16)</b>		<b>407</b>	<b>257</b>	<b>3,357</b>	<b>63.1</b>	<b>26</b>	<b>9</b>	<b>80t</b>	<b>44/272</b>	<b>13-3 101.2</b>
01/11	New Orleans	(S)	18	9	103	50.0	0	0	25	3/0	W 67.6
01/19	San Francisco	(S)	25	16	215	64.0	1	0	51	4/22	W 104.6
02/02	Denver	(S)	25	18	206	72.0	2	0	37	0/0	W 123.1
<b>PLAYOFF TOTALS</b>	<b>(3/3)</b>		<b>68</b>	<b>43</b>	<b>524</b>	<b>63.2</b>	<b>3</b>	<b>0</b>	<b>51</b>	<b>7/22</b>	<b>3-0 101.6</b>

W/L record reflects games started only

## 2013 RUSHING

Date	Opponent	P/S	Att	Yds	Avg	LG	TD
09/08	at Carolina	(S)	5	7	1.4	7	0
09/15	San Francisco	(S)	10	33	3.3	11	0
09/22	Jacksonville	(S)	2	14	7.0	10	0
09/29	at Houston	(S)	10	77	7.7	25	0
10/06	at Indianapolis	(S)	13	102	7.8	22	0
10/13	Tennessee	(S)	10	61	6.1	23	0
10/17	at Arizona	(S)	8	29	3.6	11	0
10/28	at St. Louis	(S)	3	16	5.3	17	0
11/03	Tampa Bay	(S)	6	36	6.0	16	1
11/10	at Atlanta	(S)	3	20	6.7	10	0
11/17	Minnesota	(S)	2	14	7.0	12	0
12/02	New Orleans	(S)	8	47	5.9	15	0
12/08	at San Francisco	(S)	1	2	2.0	2	0
12/15	at NY Giants	(S)	8	50	6.3	16	0
12/22	Arizona	(S)	2	32	16.0	27	0
12/29	St. Louis	(S)	5	-1	-0.2	8	0
<b>TOTALS</b>	<b>(16/16)</b>		<b>96</b>	<b>539</b>	<b>5.6</b>	<b>27</b>	<b>1</b>
01/11	New Orleans	(S)	3	16	5.3	8	0
01/19	San Francisco	(S)	5	0	0.0	3	0
02/02	Denver	(S)	3	26	8.7	16	0
<b>PLAYOFF TOTALS</b>	<b>(3/3)</b>		<b>11</b>	<b>42</b>	<b>3.8</b>	<b>16</b>	<b>0</b>



## WILSON'S GAME-BY-GAME

		PASSING									
Date	Opponent	P/S	Att	Com	Yds	Pct	TD	Int	LG	Sacked	W/L Rating
09/04	Green Bay	(S)	28	19	191	67.9	2	0	33t	1/0	W 110.9
09/14	at San Diego	(S)	25	17	202	68.0	2	0	32	2/22	L 119.1
09/21	Denver	(S)	34	24	258	70.6	2	1	39t	3/20	W 99.9
10/06	at Washington	(S)	24	18	201	75.0	2	0	36	3/23	W 127.3
10/12	Dallas	(S)	28	14	126	50.0	0	1	53	2/0	L 47.6
10/19	at St. Louis	(S)	36	23	313	63.9	2	0	49	3/21	L 110.1
10/26	at Carolina	(S)	32	20	199	62.5	1	1	23t	1/8	W 77.5
11/02	Oakland	(S)	35	17	179	48.6	0	0	39	1/2	W 63.9
11/09	NY Giants	(S)	17	10	172	58.8	0	2	60	2/12	W 53.7
11/16	at Kansas City	(S)	32	20	178	62.5	2	0	27	2/10	L 98.2
11/23	Arizona	(S)	22	17	211	77.3	1	0	48	7/42	W 121.6
11/27	at San Francisco	(S)	22	15	236	68.2	1	0	63	4/14	W 118.8
12/07	at Philadelphia	(S)	37	22	263	59.5	2	0	25	2/11	W 99.3
12/14	San Francisco	(S)	24	12	168	50.0	1	1	47	5/30	W 69.4
12/21	at Arizona	(S)	31	20	339	64.5	2	0	80t	1/10	W 122.9
12/28	St. Louis	(S)	25	17	239	68.0	0	1	38	3/17	W 81.9
<b>TOTALS</b>	<b>(16/16)</b>		<b>452</b>	<b>285</b>	<b>3,475</b>	<b>63.1</b>	<b>20</b>	<b>7</b>	<b>80t</b>	<b>42/242</b>	<b>12-4 95.0</b>
01/10	Carolina	(S)	22	15	268	68.2	3	0	63t	2/20	W 149.2
01/18	Green Bay	(S)	29	14	209	48.3	1	4	35t	5/25	W 44.3
02/01	New England	(S)	21	12	247	57.1	2	1	45	3/13	L 110.6
<b>TOTALS</b>	<b>(3/3)</b>		<b>72</b>	<b>41</b>	<b>724</b>	<b>56.9</b>	<b>6</b>	<b>5</b>	<b>63t</b>	<b>10/58</b>	<b>2-1 81.9</b>

W/L record reflects games started only

## 2014 RUSHING

Date	Opponent	P/S	Att	Yds	Avg	LG	TD
09/04	Green Bay	(S)	7	29	4.1	13	0
09/14	at San Diego	(S)	2	18	9.0	13	0
09/21	Denver	(S)	9	40	4.4	9	0
10/06	at Washington	(S)	11	122*	11.1	29	1
10/12	Dallas	(S)	2	12	6.0	9t	1
10/19	at St. Louis	(S)	7	106	15.1	52	1
10/26	at Carolina	(S)	6	35	5.8	15	0
11/02	Oakland	(S)	8	31	3.9	19	0
11/09	NY Giants	(S)	14	107	7.6	26	1
11/16	at Kansas City	(S)	8	71	8.9	14	0
11/23	Arizona	(S)	10	73	7.3	40	0
11/27	at San Francisco	(S)	7	35	5.0	12	0
12/07	at Philadelphia	(S)	10	48	4.8	26t	1
12/14	San Francisco	(S)	5	27	5.4	19	0
12/21	at Arizona	(S)	6	88	14.7	55*	1
12/29	St. Louis	(S)	6	7	1.2	6	0
<b>TOTALS</b>	<b>(16/16)</b>		<b>118</b>	<b>849</b>	<b>7.2</b>	<b>55</b>	<b>6</b>
01/10	Carolina	(S)	7	22	3.1	14	0
01/18	Green Bay	(S)	7	25	3.6	15	1
02/01	New England	(S)	3	39	13.0	17	0
<b>TOTALS</b>	<b>(3/3)</b>		<b>17</b>	<b>86</b>	<b>5.1</b>	<b>17</b>	<b>1</b>

\*Club record by QB



# WILSON'S GAME-BY-GAME

## 2015

### PASSING

Date	Opponent	P/S	Att	Com	Yds	Pct	TD	Int	LG	Sacked	W/L	Rating
09/13	at St. Louis	(S)	41	32	251	78.0	1	1	23	6/32	L	90.1
09/20	at Green Bay	(S)	30	19	206	63.3	2	1	32	2/1	L	91.8
09/27	Chicago	(S)	30	20	235	66.7	1	0	30t	4/23	W	101.4
10/05	Detroit	(S)	26	20	287	76.9	1	0	50	6/52	W	125.0
10/11	at Cincinnati	(S)	23	15	213	65.2	1	1	46	4/16	L	91.4
10/18	Carolina	(S)	30	18	241	60.0	1	0	45	4/22	L	96.7
10/22	at San Francisco	(S)	24	18	235	75.0	1	2	43t	5/23	W	84.5
11/01	at Dallas	(S)	30	19	210	63.3	1	1	22t	0/0	W	81.3
11/15	Arizona	(S)	32	14	240	43.8	1	1	40	2/12	L	67.2
11/22	San Francisco	(S)	29	24	260	82.8	3	0	31t	2/7	W	138.6
11/29	Pittsburgh	(S)	30	21	345	70.0	5	0	80t	2/9	W	147.9
12/06	at Minnesota	(S)	27	21	274	77.8	3	0	53t	1/8	W	146.0
12/13	at Baltimore	(S)	32	23	292	71.9	5	0	49t	0/0	W	139.6
12/20	Cleveland	(S)	30	21	249	70.0	3	0	39	2/8	W	128.3
12/27	St. Louis	(S)	41	25	289	61.0	2	1	28	4/36	L	88.4
01/03	at Arizona	(S)	28	19	197	67.9	3	0	36	1/16	W	123.7
<b>TOTALS</b>		<b>(16/16)</b>	<b>483</b>	<b>329</b>	<b>4,024</b>	<b>68.1</b>	<b>34</b>	<b>8</b>	<b>80t</b>	<b>45/265</b>	<b>10-6</b>	<b>110.1</b>
01/10	at Minnesota	(S)	26	13	142	50.0	1	1	35	2/13	W	63.3
01/17	at Carolina	(S)	48	31	366	64.6	3	2	33t	5/41	L	91.1
<b>PLAYOFF TOTALS</b>		<b>(2/2)</b>	<b>74</b>	<b>44</b>	<b>508</b>	<b>59.5</b>	<b>4</b>	<b>3</b>	<b>35</b>	<b>7/54</b>	<b>1-1</b>	<b>81.4</b>

*W/L record reflects games started only*

## 2015

### RUSHING

Date	Opponent	P/S	Att	Yds	Avg	LG	TD
09/13	at St. Louis	(S)	8	31	3.9	10	0
09/20	at Green Bay	(S)	10	78	7.8	17	0
09/27	Chicago	(S)	6	28	4.7	13	0
10/05	Detroit	(S)	10	40	4.0	15	0
10/11	at Cincinnati	(S)	3	21	7.0	9	0
10/18	Carolina	(S)	8	53	6.6	24	0
10/22	at San Francisco	(S)	7	20	2.9	9	0
11/01	at Dallas	(S)	6	32	5.3	10	0
11/15	Arizona	(S)	6	52	8.7	20	0
11/22	San Francisco	(S)	9	30	3.3	8	0
11/29	Pittsburgh	(S)	4	14	3.5	10	0
12/06	at Minnesota	(S)	9	51	5.7	14	1
12/13	at Baltimore	(S)	1	6	6.0	6	0
12/20	Cleveland	(S)	5	46	9.2	16	0
12/27	St. Louis	(S)	6	38	6.5	21	0
01/03	at Arizona	(S)	5	13	2.6	9	0
<b>TOTALS</b>		<b>(16/16)</b>	<b>103</b>	<b>553</b>	<b>5.4</b>	<b>24</b>	<b>1</b>
01/10	at Minnesota	(S)	5	21	4.2	11	0
01/17	at Carolina	(S)	3	32	10.7	14	0
<b>PLAYOFF TOTALS</b>		<b>(2/2)</b>	<b>8</b>	<b>53</b>	<b>6.6</b>	<b>14</b>	<b>0</b>

*\*Club record by QB*





50

## K.J. WRIGHT

### LINEBACKER

Height 6-4  
 Weight 246  
 College Mississippi State  
 Seasons NFL 6th, Seahawks 6th  
 Born July 23, 1989  
 Hometown Olive Branch, Miss.

## WRIGHT'S NFL RECORD

Club	G/S	Tackles			Sacks		Interceptions				LG	TD	PD	FF	FR	Yds
		Tkl	So	Ast	QB	Yds	No	Yds	Avg							
2011 Seattle	16/12	61	46	15	2.0	9.0	0	0	0.0	0	0	2	1	1	30	
2012 Seattle	15/15	96	66	30	1.0	13.0	1	24	24.0	24	0	5	1	0	0	
2013 Seattle	13/13	80	46	34	1.5	4.5	0	0	0.0	0	0	4	0	1	0	
2014 Seattle	16/16	107	74	33	2.0	8.0	0	0	0	0	0	4	2	1	0	
2015 Seattle	16/16	116	71	45	1.0	11.0	0	0	0	0	0	3	4	2	4	
2016 Seattle	15/15	119	65	54	3.0	7.0	0	0	0	0	0	5	1	1	0	
<b>NFL TOTALS</b>	<b>91/87</b>	<b>579</b>	<b>368</b>	<b>211</b>	<b>10.5</b>	<b>52.5</b>	<b>1</b>	<b>24</b>	<b>24.0</b>	<b>24</b>	<b>0</b>	<b>23</b>	<b>9</b>	<b>6</b>	<b>34</b>	

### POSTSEASON

Club	G/S	Tackles			Sacks		Interceptions				LG	TD	PD	FF	FR	Yds
		Tkl	So	Ast	QB	Yds	No	Yds	Avg							
2012 Seattle	2/2	16	8	8	0.0	0.0	0	0	0.0	0	0	2	0	0	0	
2013 Seattle	2/1	8	5	3	0.0	0.0	0	0	0.0	0	0	0	0	0	0	
2014 Seattle	3/3	23	16	7	0.0	0.0	0	0	0.0	0	0	1	0	0	0	
2015 Seattle	2/2	21	11	10	0.5	3.0	0	0	0.0	0	0	0	0	0	0	
<b>NFL TOTALS</b>	<b>9/8</b>	<b>68</b>	<b>40</b>	<b>28</b>	<b>0.5</b>	<b>3.0</b>	<b>0</b>	<b>0</b>	<b>0.0</b>	<b>0</b>	<b>0</b>	<b>3</b>	<b>0</b>	<b>0</b>	<b>0</b>	

## WRIGHT'S SINGLE-GAME HIGHS

**Tackles:** 13, vs. Oakland (11/2/14)      **Forced Fumbles:** 1, 9 Times, Last vs. Car (12/4/16)  
**Interceptions:** 1, at Buffalo (12/16/12)      **Fumble Recoveries:** 1, 6 Times, Last vs. Arizona (12/24/16)  
**Sacks:** 1.0, 10 Times, Last vs. Buffalo (11/7/16)      **Touchdowns:** 1, FR at Dallas (11/1/15)

## ADDITIONAL STATS

**Special Teams Tackles:** 2011 (4), 2012 (3); **Career:** (7). **Postseason:** 2013 (1), 2014 (1); **Career:** (2).

## WRIGHT'S 2016 SEASON

**Mia (9/11):** Led team with 11 tackles, including a sack. **at LA (9/18):** Led team for second-straight week with nine tackles (7 solo). **LA (12/15):** Led team with 10 tackles (3 solo).

## WRIGHT'S 2016 GAME-BY-GAME

Game	G/S	T	S	A	QB	Yds.	QH	Int.	Yds.	PD	FF	FR	Yds.
Miami (9/11)	1/1	11	3	8	1.0	2.0	1	0	0	0	0	0	0
at L.A. (9/18)	1/1	9	7	2	0.0	0.0	0	0	0	0	0	0	0
SF (9/25)	1/1	7	3	4	0.0	0.0	0	0	0	0	0	0	0
at NYJ (10/2)	1/1	8	4	4	1.0	4.0	1	0	0	0	0	0	0
Atl (10/16)	1/1	7	1	6	0.0	0.0	1	0	0	0	0	0	0
at Ariz (10/23)	1/1	10	10	0	0.0	0.0	0	0	0	1	0	0	0
at NO (10/30)	1/1	6	4	2	0.0	0.0	0	0	0	0	0	0	0
Buf (11/7)	1/1	11	7	4	1.0	1.0	2	0	0	0	0	0	0
at NE (11/13)	1/1	8	5	3	0.0	0.0	0	0	0	0	0	0	0
Phi (11/20)	1/1	10	6	4	0.0	0.0	0	0	0	1	0	0	0
at TB (11/27)	1/1	8	6	2	0.0	0.0	0	0	0	1	0	0	0
Car (12/4)	1/1	3	2	1	0.0	0.0	0	0	0	1	1	0	0
at GB (12/11)	1/1	5	4	1	0.0	0.0	0	0	0	0	0	0	0
L.A. (12/15)	1/1	10	3	7	0.0	0.0	0	0	0	0	0	0	0
Ariz (12/24)	1/1	6	0	6	0.0	0.0	2	0	0	1	0	1	0
<b>Totals</b>	<b>15/15</b>	<b>119</b>	<b>65</b>	<b>54</b>	<b>3.0</b>	<b>7.0</b>	<b>7</b>	<b>0</b>	<b>0</b>	<b>5</b>	<b>1</b>	<b>1</b>	<b>0</b>

# National Football League Game Summary

NFL Copyright © 2016 by The National Football League. All rights reserved. This summary and play-by-play is for the express purpose of assisting media in their coverage of the game; any other use of this material is prohibited without the written permission of the National Football League. Updated: 12/25/2016

Date: Saturday, 12/24/2016

## Arizona Cardinals at Seattle Seahawks

Start Time: 1:26 PM PST

at CenturyLink Field, Seattle, WA

### Game Day Weather

Game Weather: Partly Cloudy  
Played Outdoor on Turf: FieldTurf

Temp: 39° F (3.9° C) Humidity: 87%, Wind: NNW 2 mph  
Outdoor Weather: Partly Cloudy,

### Officials

Referee: Torbert, Ronald (62)      Umpire: King, Paul (121)      Head Linesman: Howey, Jim (37)  
Line Judge: Steinkerchner, Mark (84)      Side Judge: Gautreaux, Greg (80)      Field Judge: Santi, Aaron (50)  
Back Judge: Yette, Greg (38)      Replay Official: Spyskma, Bill ( )

### Lineups

Arizona Cardinals				Seattle Seahawks			
Offense		Defense		Offense		Defense	
WR 11	L.Fitzgerald	DT 93	C.Campbell	WR 89	D.Baldwin	LDE 72	M.Bennett
LT 73	J.Wetzel	NT 98	C.Peters	WR 16	T.Lockett	LDT 77	A.Rubin
LG 76	M.Iupati	DT 97	J.Mauro	LT 74	G.Fant	RDT 90	J.Reed
C 53	A.Shipley	SAM 55	Ch.Jones	LG 63	M.Glowinski	RDE 56	C.Avril
RG 65	T.Boggs	\$LB 54	S.Moore	C 68	J.Britt	CB 20	J.Lane
RT 78	E.Watford	ILB 51	K.Minter	RG 76	G.Ifedi	MLB 54	B.Wagner
WR 14	J.Nelson	DB 28	J.Bethel	RT 79	G.Gilliam	OLB 50	K.Wright
WR 12	Jo.Brown	LCB 21	P.Peterson	TE 88	J.Graham	LCB 25	R.Sherman
QB 3	C.Palmer	RCB 26	B.Williams	WR 15	J.Kearse	RCB 35	D.Shead
RB 31	D.Johnson	DB 34	H.Miller	QB 3	R.Wilson	SS 31	K.Chancellor
TE 84	J.Gresham	FS 36	D.Swearinger	RB 34	T.Rawls	FS 23	S.Terrell

### Substitutions

P 6 M.Wile, K 7 C.Catanzaro, WR 10 B.Golden, WR 16 J.Ross, S 22 T.Jefferson, RB 30 S.Taylor, RB 33 K.Williams, RB 38 A.Ellington, LB 44 M.Golden, CB 45 T.Hartfield, LS 46 A.Brewer, LB 52 Z.Gooden, LB 57 A.Okafor, LB 58 S.Wright, G 61 C.Toner, C 70 E.Boehm, TE 85 D.Fells, TE 89 H.Valles, DT 90 R.Nkemdiche, DT 92 F.Rucker, DT 95 R.Gunter, LB 96 K.Martin

### Substitutions

K 4 S.Hauschka, P 9 J.Ryan, WR 10 P.Richardson, WR 19 T.McEvoy, CB 21 D.Elliott, RB 26 T.Magee, CB 27 N.Thorpe, SS 32 J.Johnson, SS 33 K.McCray, RB 36 A.Collins, LB 41 D.McDonald, FB 44 M.Reece, LS 48 N.Frese, LB 52 B.Coyle, C 53 J.Hunt, DE 55 F.Clark, LB 57 M.Morgan, LB 58 K.Pierre-Louis, G 70 R.Odhiambo, TE 82 L.Willson, TE 86 B.Williams, DE 91 C.Marsh, DT 93 T.McDaniel

### Did Not Play

QB 5 D.Stanton, T 63 G.Price

### Did Not Play

QB 2 T.Boykin

### Not Active

QB 4 Z.Dysert, WR 18 M.Bundy, CB 41 M.Cooper, DT 72 O.Pierre, T 74 D.Humphries, DT 91 E.Stinson, NT 94 X.Williams

### Not Active

RB 22 C.Prosise, RB 30 J.McKissic, SS 40 T.Powell, LB 59 R.Powell, T 78 B.Sowell, TE 81 N.Vannett, DT 92 J.Jenkins

### Field Goals (made ( ) & missed)

	C.Catanzaro	53SH (42) (43)	S.Hauschka	45B (27)				
			1	2	3	4	OT	Total
VISITOR:	Arizona Cardinals		7	7	0	20	0	34
HOME:	Seattle Seahawks		0	3	7	21	0	31

### Scoring Plays

Team	Qtr	Time	Play Description (Extra Point) (Drive Info)	Visitor	Home
Cardinals	1	7:52	D.Johnson 2 yd. run (C.Catanzaro kick) (5-23, 2:54)	7	0
Cardinals	2	3:53	J.Nelson 80 yd. pass from C.Palmer (C.Catanzaro kick) (3-91, 1:30)	14	0
Seahawks	2	0:15	S.Hauschka 27 yd. Field Goal (4-0, 0:17)	14	3
Seahawks	3	8:20	J.Kearse 2 yd. pass from R.Wilson (S.Hauschka kick) (13-66, 6:40)	14	10
Cardinals	4	13:32	D.Johnson 1 yd. run (C.Catanzaro kick) (9-61, 4:59)	21	10
Seahawks	4	8:49	D.Baldwin 42 yd. pass from R.Wilson (R.Wilson-M.Reece pass) (9-75, 4:43)	21	18
Cardinals	4	6:47	D.Johnson 1 yd. run (C.Catanzaro kick) (4-75, 2:02)	28	18
Cardinals	4	4:10	C.Catanzaro 42 yd. Field Goal (4-6, 0:59)	31	18
Seahawks	4	2:48	J.Graham 37 yd. pass from R.Wilson (S.Hauschka kick) (6-75, 1:22)	31	25

# National Football League Game Summary

NFL Copyright © 2016 by The National Football League. All rights reserved. This summary and play-by-play is for the express purpose of assisting media in their coverage of the game; any other use of this material is prohibited without the written permission of the National Football League. Updated: 12/25/2016

---

Seahawks	4	1:00	P.Richardson 5 yd. pass from R.Wilson (kick failed, wl) (6-45, 1:22)	31	31
Cardinals	4	0:00	C.Catanzaro 43 yd. Field Goal (8-50, 1:00)	34	31
Paid Attendance: 69,050				Time: 3:21	

**Arizona Cardinals vs Seattle Seahawks**  
**12/24/2016 at CenturyLink Field**

# Final Individual Statistics

## Arizona Cardinals

<b>RUSHING</b>	<b>ATT</b>	<b>YDS</b>	<b>AVG</b>	<b>LG</b>	<b>TD</b>
D.Johnson	28	95	3.4	33	3
C.Palmer	1	-1	-1.0	-1	0
<b>Total</b>	<b>29</b>	<b>94</b>	<b>3.2</b>	<b>33</b>	<b>3</b>

<b>PASSING</b>	<b>ATT</b>	<b>CMP</b>	<b>YDS</b>	<b>SK/YD</b>	<b>TD</b>	<b>LG</b>	<b>IN</b>	<b>RT</b>
C.Palmer	26	16	284	1/8	1	<b>80</b>	0	111.7
L.Fitzgerald	1	0	0	0/0	0	0	0	39.6
<b>Total</b>	<b>27</b>	<b>16</b>	<b>284</b>	<b>1/8</b>	<b>1</b>	<b>80</b>	<b>0</b>	<b>107.6</b>

<b>PASS RECEIVING</b>	<b>TAR</b>	<b>REC</b>	<b>YDS</b>	<b>AVG</b>	<b>LG</b>	<b>TD</b>
D.Johnson	7	4	41	10.3	29	0
L.Fitzgerald	4	4	31	7.8	16	0
J.Nelson	7	3	132	44.0	<b>80</b>	1
J.Gresham	4	2	40	20.0	34	0
B.Golden	2	1	22	22.0	22	0
Jo.Brown	2	1	12	12.0	12	0
K.Williams	1	1	6	6.0	6	0
<b>Total</b>	<b>27</b>	<b>16</b>	<b>284</b>	<b>17.8</b>	<b>80</b>	<b>1</b>

<b>INTERCEPTIONS</b>	<b>NO</b>	<b>YDS</b>	<b>AVG</b>	<b>LG</b>	<b>TD</b>
<b>Total</b>	<b>0</b>	<b>0</b>	<b>0</b>	<b>0</b>	<b>0</b>

<b>PUNTING</b>	<b>NO</b>	<b>YDS</b>	<b>AVG</b>	<b>NET</b>	<b>TB</b>	<b>IN20</b>	<b>LG</b>
M.Wile	5	222	44.4	43.0	0	1	59
<b>Total</b>	<b>5</b>	<b>222</b>	<b>44.4</b>	<b>43.0</b>	<b>0</b>	<b>1</b>	<b>59</b>

<b>PUNT RETURNS</b>	<b>NO</b>	<b>YDS</b>	<b>AVG</b>	<b>FC</b>	<b>LG</b>	<b>TD</b>
Ch.Jones	1	0	0.0	0	0	0
P.Peterson	0	0	0.0	3	0	0
<b>Total</b>	<b>1</b>	<b>0</b>	<b>0.0</b>	<b>3</b>	<b>0</b>	<b>0</b>

<b>KICKOFF RETURNS</b>	<b>NO</b>	<b>YDS</b>	<b>AVG</b>	<b>FC</b>	<b>LG</b>	<b>TD</b>
B.Golden	1	16	16.0	0	16	0
P.Peterson	1	11	11.0	0	11	0
[TOUCHBACK]	4	0	0.0	0	0	0
<b>Total</b>	<b>2</b>	<b>27</b>	<b>13.5</b>	<b>0</b>	<b>16</b>	<b>0</b>

## Seattle Seahawks

<b>RUSHING</b>	<b>ATT</b>	<b>YDS</b>	<b>AVG</b>	<b>LG</b>	<b>TD</b>
R.Wilson	10	36	3.6	15	0
A.Collins	7	28	4.0	13	0
T.Rawls	8	8	1.0	4	0
D.Baldwin	2	6	3.0	4	0
<b>Total</b>	<b>27</b>	<b>78</b>	<b>2.9</b>	<b>15</b>	<b>0</b>

<b>PASSING</b>	<b>ATT</b>	<b>CMP</b>	<b>YDS</b>	<b>SK/YD</b>	<b>TD</b>	<b>LG</b>	<b>IN</b>	<b>RT</b>
R.Wilson	45	29	350	6/37	4	<b>42</b>	0	117.8
<b>Total</b>	<b>45</b>	<b>29</b>	<b>350</b>	<b>6/37</b>	<b>4</b>	<b>42</b>	<b>0</b>	<b>117.8</b>

<b>PASS RECEIVING</b>	<b>TAR</b>	<b>REC</b>	<b>YDS</b>	<b>AVG</b>	<b>LG</b>	<b>TD</b>
D.Baldwin	19	13	171	13.2	<b>42</b>	1
P.Richardson	5	4	42	10.5	16	1
J.Kearse	9	4	37	9.3	16	1
A.Collins	4	4	19	4.8	9	0
J.Graham	3	2	43	21.5	<b>37</b>	1
T.Lockett	3	2	38	19.0	28	0
T.Rawls	1	0	0	0.0	0	0
<b>Total</b>	<b>44</b>	<b>29</b>	<b>350</b>	<b>12.1</b>	<b>42</b>	<b>4</b>

<b>INTERCEPTIONS</b>	<b>NO</b>	<b>YDS</b>	<b>AVG</b>	<b>LG</b>	<b>TD</b>
<b>Total</b>	<b>0</b>	<b>0</b>	<b>0</b>	<b>0</b>	<b>0</b>

<b>PUNTING</b>	<b>NO</b>	<b>YDS</b>	<b>AVG</b>	<b>NET</b>	<b>TB</b>	<b>IN20</b>	<b>LG</b>
J.Ryan	4	144	36.0	36.0	0	1	50
<b>Total</b>	<b>4</b>	<b>144</b>	<b>36.0</b>	<b>36.0</b>	<b>0</b>	<b>1</b>	<b>50</b>

<b>PUNT RETURNS</b>	<b>NO</b>	<b>YDS</b>	<b>AVG</b>	<b>FC</b>	<b>LG</b>	<b>TD</b>
T.Lockett	2	7	3.5	2	4	0
[DOWNED]	1	0	0.0	0	0	0
<b>Total</b>	<b>2</b>	<b>7</b>	<b>3.5</b>	<b>2</b>	<b>4</b>	<b>0</b>

<b>KICKOFF RETURNS</b>	<b>NO</b>	<b>YDS</b>	<b>AVG</b>	<b>FC</b>	<b>LG</b>	<b>TD</b>
P.Richardson	2	56	28.0	0	32	0
T.Lockett	1	28	28.0	0	28	0
[TOUCHBACK]	3	0	0.0	0	0	0
<b>Total</b>	<b>3</b>	<b>84</b>	<b>28.0</b>	<b>0</b>	<b>32</b>	<b>0</b>

### Arizona Cardinals

<b>FUMBLES</b>	<b>FUM</b>	<b>LOST</b>	<b>OWN-REC</b>	<b>YDS</b>	<b>TD</b>	<b>FORCED</b>	<b>OPP-REC</b>	<b>YDS</b>	<b>TD</b>	<b>OUT-BDS</b>
D.Johnson	1	1	0	0	0	0	0	0	0	0
C.Campbell	0	0	0	0	0	0	1	0	0	0
<b>Total</b>	<b>1</b>	<b>1</b>	<b>0</b>	<b>0</b>	<b>0</b>	<b>0</b>	<b>1</b>	<b>0</b>	<b>0</b>	<b>0</b>

### Seattle Seahawks

<b>FUMBLES</b>	<b>FUM</b>	<b>LOST</b>	<b>OWN-REC</b>	<b>YDS</b>	<b>TD</b>	<b>FORCED</b>	<b>OPP-REC</b>	<b>YDS</b>	<b>TD</b>	<b>OUT-BDS</b>
R.Wilson	1	1	0	-1	0	0	0	0	0	0
K.Wright	0	0	0	0	0	0	1	0	0	0
<b>Total</b>	<b>1</b>	<b>1</b>	<b>0</b>	<b>-1</b>	<b>0</b>	<b>0</b>	<b>1</b>	<b>0</b>	<b>0</b>	<b>0</b>

## Final Team Statistics

	Visitor Cardinals	Home Seahawks
<b>TOTAL FIRST DOWNS</b>	21	24
By Rushing	10	5
By Passing	9	17
By Penalty	2	2
<b>THIRD DOWN EFFICIENCY</b>	1-9-11%	8-17-47%
<b>FOURTH DOWN EFFICIENCY</b>	0-0-0%	0-2-0%
<b>TOTAL NET YARDS</b>	370	391
Total Offensive Plays (inc. times thrown passing)	57	78
Average gain per offensive play	6.5	5.0
<b>NET YARDS RUSHING</b>	94	78
Total Rushing Plays	29	27
Average gain per rushing play	3.2	2.9
Tackles for a loss-number and yards	4-15	4-10
<b>NET YARDS PASSING</b>	276	313
Times thrown - yards lost attempting to pass	1-8	6-37
Gross yards passing	284	350
<b>PASS ATTEMPTS-COMPLETIONS-HAD INTERCEPTED</b>	27-16-0	45-29-0
Avg gain per pass play (inc.# thrown passing)	9.9	6.1
<b>KICKOFFS Number-In End Zone-Touchbacks</b>	6-5-3	6-4-4
<b>PUNTS Number and Average</b>	5-44.4	4-36.0
Had Blocked	0	0
<b>FGs - PATs Had Blocked</b>	0-0	1-0
<b>Net Punting Average</b>	43.0	36.0
<b>TOTAL RETURN YARDAGE (Not Including Kickoffs)</b>	0	7
No. and Yards Punt Returns	1-0	2-7
No. and Yards Kickoff Returns	2-27	3-84
No. and Yards Interception Returns	0-0	0-0
<b>PENALTIES Number and Yards</b>	7-85	5-40
<b>FUMBLES Number and Lost</b>	1-1	1-1
<b>TOUCHDOWNS</b>	4	4
Rushing	3	0
Passing	1	4
<b>EXTRA POINTS Made-Attempts</b>	4-4	3-4
Kicking Made-Attempts	4-4	2-3
Passing Made-Attempts	0-0	1-1
<b>FIELD GOALS Made-Attempts</b>	2-3	1-2
<b>RED ZONE EFFICIENCY</b>	3-3-100%	2-5-40%
<b>GOAL TO GO EFFICIENCY</b>	3-3-100%	2-4-50%
<b>SAFETIES</b>	0	0
<b>FINAL SCORE</b>	34	31
<b>TIME OF POSSESSION</b>	26:18	33:42



**Arizona Cardinals vs Seattle Seahawks**  
**12/24/2016 at CenturyLink Field**

# Ball Possession And Drive Chart

**Arizona Cardinals**

#	Time Recd	Time Lost	Time Poss	How Ball Obtained	Drive Began	# Play	Yds Gain	Yds Pen	Net Yds	1st Down	Last Scrm	How Given Up
1	15:00	12:01	2:59	Kickoff	ARZ 17	4	-3	0	-3	1	ARZ 14	Punt
2	10:46	7:52	2:54	Fumble	SEA 23	5	23	0	23	3	* SEA 2	Touchdown
3	6:35	5:05	1:30	Punt	ARZ 16	3	3	-9	-6	0	ARZ 10	Punt
4	0:31	14:22	1:09	Missed FG	ARZ 35	3	4	-5	-1	0	ARZ 34	Punt
5	12:32	9:06	3:26	Punt	ARZ 36	5	33	-15	18	1	SEA 46	Punt
6	5:23	3:53	1:30	Punt	ARZ 9	3	91	0	91	2	ARZ 20	Touchdown
7	1:11	0:32	0:39	Downs	ARZ 8	2	1	0	1	0	ARZ 11	Fumble
8	0:15	0:00	0:15	Kickoff	ARZ 25	1	-1	0	-1	0	ARZ 25	End of Half
9	8:20	5:50	2:30	Kickoff	ARZ 25	6	27	13	40	2	SEA 35	Missed FG
10	3:31	13:32	4:59	Punt	ARZ 39	9	59	2	61	7	* SEA 1	Touchdown
11	8:49	6:47	2:02	Kickoff	ARZ 25	4	75	0	75	3	* SEA 1	Touchdown
12	5:09	4:10	0:59	Downs	SEA 30	4	6	0	6	0	SEA 24	Field Goal
13	2:48	2:22	0:26	Kickoff	ARZ 14	3	2	0	2	0	ARZ 16	Punt
14	1:00	0:00	1:00	Kickoff	ARZ 25	8	50	0	50	2	SEA 25	Field Goal

(421) Average ARZ 30

**Seattle Seahawks**

#	Time Recd	Time Lost	Time Poss	How Ball Obtained	Drive Began	# Play	Yds Gain	Yds Pen	Net Yds	1st Down	Last Scrm	How Given Up
1	12:01	10:46	1:15	Punt	SEA 37	3	-4	-10	-14	0	SEA 24	Fumble
2	7:52	6:35	1:17	Kickoff	SEA 23	3	1	0	1	0	SEA 24	Punt
3	5:05	0:31	4:34	Punt	SEA 34	9	3	36	39	3	* ARZ 27	Missed FG
4	14:22	12:32	1:50	Punt	SEA 24	3	-5	0	-5	0	SEA 19	Punt
5	9:06	5:23	3:43	Punt	SEA 17	7	31	0	31	2	SEA 48	Punt
6	3:53	1:11	2:42	Kickoff	SEA 25	7	67	0	67	3	* ARZ 1	Downs
7	0:32	0:15	0:17	Fumble	ARZ 9	4	0	0	0	0	* ARZ 9	Field Goal
8	15:00	8:20	6:40	Kickoff	SEA 34	13	76	-10	66	5	* ARZ 2	Touchdown
9	5:50	3:31	2:19	Missed FG	SEA 43	6	12	0	12	1	ARZ 45	Punt
10	13:32	8:49	4:43	Kickoff	SEA 25	9	80	-5	75	4	ARZ 42	Touchdown
11	6:47	5:09	1:38	Kickoff	SEA 21	4	9	0	9	0	SEA 30	Downs
12	4:10	2:48	1:22	Kickoff	SEA 25	6	75	0	75	3	ARZ 37	Touchdown
13	2:22	1:00	1:22	Punt	ARZ 45	6	45	0	45	3	* ARZ 5	Touchdown

(454) Average SEA 35

\* inside opponent's 20

**Time of Possession by Quarter**

		1st	2nd	3rd	4th	OT	Total
<b>Visitor</b>	Arizona Cardinals	7:54	6:28	6:01	5:55		26:18
<b>Home</b>	Seattle Seahawks	7:06	8:32	8:59	9:05		33:42

**Kickoff Drive No.-Start Average**

Cardinals: 6 - ARZ 22

Seahawks: 6 - SEA 26

**Arizona Cardinals vs Seattle Seahawks**  
**12/24/2016 at CenturyLink Field**

## Final Defensive Statistics

Arizona Cardinals	Regular Defensive Plays											Special Teams					Misc			
	TKL	AST	COMB	SK	/ YDS	TFL	Q	IN	PD	FF	FR	TKL	AST	FF	FR	BL	TKL	AST	FF	FR
S.Moore	5	9	14	0	0	2	1	0	0	0	0	0	0	0	0	0	0	0	0	0
B.Williams	8	3	11	0	0	0	0	0	1	0	0	0	0	0	0	0	0	0	0	0
P.Peterson	6	1	7	0	0	0	0	0	0	0	0	0	0	0	0	0	0	0	0	0
D.Swearinger	5	1	6	0	0	0	0	0	1	0	0	0	0	0	0	0	0	0	0	0
J.Bethel	5	0	5	0	0	1	0	0	3	0	0	0	0	0	0	0	0	0	0	0
R.Gunter	2	2	4	1	7	1	1	0	0	0	0	0	0	0	1	0	0	0	0	0
C.Campbell	1	3	4	0.5	3.5	1	3	0	0	0	1	0	0	0	0	0	0	0	0	0
C.Peters	1	3	4	0	0	1	0	0	0	0	0	0	0	0	0	0	0	0	0	0
J.Mauro	0	4	4	0	0	0	1	0	0	0	0	0	0	0	0	0	0	0	0	0
M.Golden	3	0	3	2	18	2	3	0	0	0	0	0	0	0	0	0	0	0	0	0
Ch.Jones	1	2	3	1.5	6.5	1	2	0	0	0	0	0	0	0	0	0	0	0	0	0
A.Okafor	1	1	2	1	2	1	1	0	0	0	0	0	0	0	0	0	0	0	0	0
K.Minter	1	1	2	0	0	0	1	0	0	0	0	0	0	0	0	0	0	0	0	0
H.Miller	1	1	2	0	0	0	0	0	0	0	0	0	0	0	0	0	0	0	0	0
S.Wright	0	1	1	0	0	0	0	0	0	0	0	0	0	0	0	0	0	0	0	0
F.Rucker	0	0	0	0	0	0	1	0	0	0	0	0	0	0	0	0	0	0	0	0
K.Martin	0	0	0	0	0	0	0	0	0	0	0	1	1	0	0	0	0	0	0	0
K.Williams	0	0	0	0	0	0	0	0	0	0	0	1	0	0	0	0	0	0	0	0
S.Taylor	0	0	0	0	0	0	0	0	0	0	0	1	0	0	0	0	0	0	0	0
Z.Gooden	0	0	0	0	0	0	0	0	0	0	0	0	1	0	0	0	0	0	0	0
C.Catanzaro	0	0	0	0	0	0	0	0	0	0	0	0	1	0	0	0	0	0	0	0
E.Watford	0	0	0	0	0	0	0	0	0	0	0	0	0	0	0	0	1	0	0	0
<b>Total</b>	<b>40</b>	<b>32</b>	<b>72</b>	<b>6</b>	<b>37</b>	<b>10</b>	<b>14</b>	<b>0</b>	<b>5</b>	<b>0</b>	<b>1</b>	<b>3</b>	<b>4</b>	<b>0</b>	<b>0</b>	<b>1</b>	<b>1</b>	<b>0</b>	<b>0</b>	<b>0</b>

**TKL = Tackle AST = Assist COMB = Combined QH=QB Hit IN = Interception PD = Pass Defense FF = Forced Fumble FR = Fumble Recovery**

Seattle Seahawks	Regular Defensive Plays											Special Teams					Misc			
	TKL	AST	COMB	SK	/ YDS	TFL	QH	IN	PD	FF	FR	TKL	AST	FF	FR	BL	TKL	AST	FF	FR
B.Wagner	1	9	10	0	0	0	0	0	0	0	0	0	0	0	0	0	0	0	0	0
D.Shead	4	5	9	0	0	0	0	0	0	0	0	0	0	0	0	0	0	0	0	0
K.Chancellor	4	3	7	0	0	1	0	0	1	0	0	1	0	0	0	0	0	0	0	0
K.Wright	0	6	6	0	0	0	2	0	1	0	1	0	0	0	0	0	0	0	0	0
R.Sherman	4	1	5	0	0	0	0	0	2	0	0	0	0	0	0	0	0	0	0	0
F.Clark	2	3	5	0	0	0	0	0	0	0	0	0	0	0	0	0	0	0	0	0
M.Bennett	2	1	3	0.5	4	2	4	0	0	0	0	0	0	0	0	0	0	0	0	0
S.Terrell	1	2	3	0	0	0	0	0	0	0	0	0	0	0	0	0	0	0	0	0
J.Reed	1	1	2	0.5	4	0	1	0	0	0	0	0	0	0	0	0	0	0	0	0
A.Rubin	1	1	2	0	0	0	0	0	0	0	0	0	0	0	0	0	0	0	0	0
J.Lane	1	1	2	0	0	0	0	0	0	0	0	0	0	0	0	0	0	0	0	0
J.Johnson	0	2	2	0	0	0	0	0	0	0	0	1	0	0	0	0	0	0	0	0
M.Morgan	1	0	1	0	0	0	0	0	0	0	0	0	0	0	0	0	0	0	0	0
C.Avril	0	1	1	0	0	0	0	0	0	0	0	0	0	0	0	0	0	0	0	0
G.Fant	0	0	0	0	0	0	0	0	0	0	0	0	0	0	0	0	1	0	0	0
<b>Total</b>	<b>22</b>	<b>36</b>	<b>58</b>	<b>1</b>	<b>8</b>	<b>3</b>	<b>7</b>	<b>0</b>	<b>4</b>	<b>0</b>	<b>1</b>	<b>2</b>	<b>0</b>	<b>0</b>	<b>0</b>	<b>0</b>	<b>1</b>	<b>0</b>	<b>0</b>	<b>0</b>





## First Quarter

12/24/2016

## Play By Play

ARZ wins toss, elects to Receive, and SEA elects to defend the South goal.

S.Hauschka kicks 64 yards from SEA 35 to ARZ 1. B.Golden to ARZ 17 for 16 yards (K.Chancellor).

## Arizona Cardinals at 15:00, (1st play from scrimmage 14:56)

1-10-ARZ 17 (14:56) D.Johnson up the middle to ARZ 30 for 13 yards (K.Chancellor; S.Terrell). R1  
1-10-ARZ 30 (14:15) D.Johnson up the middle to ARZ 30 for no gain (A.Rubin).  
 2-10-ARZ 30 (13:35) C.Palmer sacked at ARZ 22 for -8 yards (sack split by M.Bennett and J.Reed).  
 3-18-ARZ 22 (12:50) (Shotgun) D.Johnson left tackle to ARZ 14 for -8 yards (F.Clark; C.Avril).  
 4-26-ARZ 14 (12:13) M.Wile punts 53 yards to SEA 33, Center-A.Brewer. T.Lockett to SEA 37 for 4 yards (K.Martin; Z.Gooden).

## Seattle Seahawks at 12:01

1-10-SEA 37 (12:01) (Shotgun) R.Wilson pass short right to T.Lockett to SEA 49 for 12 yards (H.Miller).  
*PENALTY on SEA-J.Kearse, Offensive Pass Interference, 10 yards, enforced at SEA 37 - No Play.*  
 1-20-SEA 27 (11:33) (Shotgun) R.Wilson pass incomplete short middle to D.Baldwin.  
 2-20-SEA 27 (11:29) (Shotgun) R.Wilson sacked at SEA 24 for -3 yards (Ch.Jones).  
 3-23-SEA 24 (10:54) (Shotgun) R.Wilson FUMBLES (Aborted) at SEA 19, RECOVERED by ARZ-C.Campbell at SEA 23. C.Campbell to SEA 23 for no gain (G.Fant).

## Arizona Cardinals at 10:46

1-10-SEA 23 (10:46) D.Johnson right tackle to SEA 20 for 3 yards (K.Chancellor).  
 2-7-SEA 20 (10:06) D.Johnson up the middle to SEA 14 for 6 yards (K.Chancellor; D.Shead).  
 3-1-SEA 14 (9:21) D.Johnson left guard to SEA 13 for 1 yard (K.Chancellor; K.Wright). R2  
1-10-SEA 13 (8:39) C.Palmer pass short left to J.Nelson to SEA 2 for 11 yards (R.Sherman). P3  
1-2-SEA 2 (7:56) **D.Johnson up the middle for 2 yards, TOUCHDOWN.** R4  
 C.Catanzaro extra point is GOOD, Center-A.Brewer, Holder-M.Wile.

<b>ARZ 7 SEA 0, 5 plays, 23 yards, 2:54 drive, 7:08 elapsed</b>
---

C.Catanzaro kicks 70 yards from ARZ 35 to SEA -5. T.Lockett to SEA 23 for 28 yards (C.Catanzaro; J.Bethel).

## Seattle Seahawks at 7:52, (1st play from scrimmage 7:45)

1-10-SEA 23 (7:45) R.Wilson sacked at SEA 14 for -9 yards (M.Golden).  
 2-19-SEA 14 (7:03) (Shotgun) R.Wilson pass short left to J.Kearse pushed ob at SEA 24 for 10 yards (B.Williams) [C.Campbell].  
 3-9-SEA 24 (6:48) (Shotgun) R.Wilson pass incomplete short middle to J.Graham (D.Swearinger).  
 4-9-SEA 24 (6:43) J.Ryan punts 50 yards to ARZ 26, Center-N.Frese, fair catch by P.Peterson.  
*PENALTY on ARZ-J.Bethel, Offensive Holding, 10 yards, enforced at ARZ 26.*

## Arizona Cardinals at 6:35

1-10-ARZ 16 (6:35) D.Johnson left tackle to ARZ 19 for 3 yards (K.Wright; F.Clark).  
 2-7-ARZ 19 (5:57) D.Johnson right end to ARZ 25 for 6 yards (C.Marsh; B.Wagner).  
*PENALTY on ARZ-J.Gresham, Offensive Holding, 9 yards, enforced at ARZ 19 - No Play.*  
 2-16-ARZ 10 (5:27) (Shotgun) C.Palmer pass incomplete short right to J.Gresham (K.Chancellor).  
 3-16-ARZ 10 (5:23) (Shotgun) C.Palmer pass incomplete deep left to J.Nelson (R.Sherman) [M.Bennett].  
 4-16-ARZ 10 (5:16) M.Wile punts 59 yards to SEA 31, Center-A.Brewer. T.Lockett to SEA 34 for 3 yards (K.Martin).

## Seattle Seahawks at 5:05

1-10-SEA 34 (5:05) T.Rawls left guard to SEA 35 for 1 yard (Ch.Jones; C.Peters).  
 2-9-SEA 35 (4:32) (Shotgun) T.Rawls up the middle to SEA 36 for 1 yard (R.Gunter; S.Moore).  
 3-8-SEA 36 (3:49) (Shotgun) R.Wilson pass short left to T.Lockett pushed ob at SEA 46 for 10 yards (P.Peterson). P1  
*Penalty on ARZ-M.Golden, Defensive Offside, declined.*  
1-10-SEA 46 (3:29) T.Rawls left tackle to SEA 44 for -2 yards (C.Peters).  
 2-12-SEA 44 (2:52) (Shotgun) R.Wilson pass incomplete deep left to J.Graham.  
*PENALTY on ARZ-D.Swearinger, Defensive Pass Interference, 31 yards, enforced at SEA 44 - No Play.*  
*Penalty on ARZ-C.Peters, Defensive Offside, declined.*  
1-10-ARZ 25 (2:41) R.Wilson pass incomplete deep left to T.Lockett (B.Williams).  
 2-10-ARZ 25 (2:38) (Shotgun) R.Wilson pass incomplete short left to P.Richardson.  
*PENALTY on ARZ-B.Williams, Defensive Holding, 5 yards, enforced at ARZ 25 - No Play.* X3  
1-10-ARZ 20 (2:34) T.Rawls left guard to ARZ 20 for no gain (S.Moore).  
 2-10-ARZ 20 (1:56) D.Baldwin left end pushed ob at ARZ 18 for 2 yards (S.Moore; J.Mauro).  
 3-8-ARZ 18 (1:19) (Shotgun) R.Wilson sacked at ARZ 27 for -9 yards (M.Golden).

**Arizona Cardinals vs Seattle Seahawks at CenturyLink Field**

4-17-ARZ 27 (:38) S.Hauschka 45 yard field goal is BLOCKED (R.Gunter), Center-N.Frese, Holder-J.Ryan. Ball rolled dead at the goal line.

**Arizona Cardinals at 0:31**

1-10-ARZ 35 (:31) (Shotgun) L.Fitzgerald pass incomplete deep right to D.Johnson. Pass after lateral from Palmer.  
Timeout #1 by ARZ at 00:25.

2-10-ARZ 35 (:25) D.Johnson left guard to ARZ 37 for 2 yards (K.Chancellor).

**END OF QUARTER**

	Score	Time Poss	First Downs				Efficiencies	
			R	P	X	T	3 Down	4 Down
Arizona Cardinals	7	7:54	3	1	0	4	1/3	0/0
Seattle Seahawks	0	7:06	0	1	2	3	1/4	0/0

## Second Quarter

12/24/2016

## Play By Play

Arizona Cardinals continued.

- 3-8-ARZ 37 (15:00) (Shotgun) PENALTY on ARZ-E.Boehm, False Start, 5 yards, enforced at ARZ 37 - No Play.  
 3-13-ARZ 32 (15:00) (Shotgun) D.Johnson right end to ARZ 34 for 2 yards (B.Wagner).  
 4-11-ARZ 34 (14:29) M.Wile punts 42 yards to SEA 24, Center-A.Brewer, fair catch by T.Lockett.

## Seattle Seahawks at 14:22

- 1-10-SEA 24 (14:22) (Shotgun) R.Wilson left end to SEA 20 for -4 yards (S.Moore).  
 2-14-SEA 20 (13:40) (Shotgun) R.Wilson sacked at SEA 13 for -7 yards (sack split by Ch.Jones and C.Campbell).  
 3-21-SEA 13 (12:58) (Shotgun) R.Wilson pass short right to J.Graham to SEA 19 for 6 yards.  
*Penalty on SEA-G.Gilliam, Offensive Holding, declined.*  
 4-15-SEA 19 (12:40) J.Ryan punts 45 yards to ARZ 36, Center-N.Frese, fair catch by P.Peterson.

## Arizona Cardinals at 12:32

- 1-10-ARZ 36 (12:32) C.Palmer pass short left to L.Fitzgerald to ARZ 39 for 3 yards (B.Wagner; D.Shead).  
 2-7-ARZ 39 (11:54) C.Palmer pass deep right to J.Gresham to SEA 27 for 34 yards (J.Johnson; S.Terrell) [K.Wright]. P5  
1-10-SEA 27 (11:06) D.Johnson up the middle to SEA 30 for -3 yards (M.Bennett).  
 2-13-SEA 30 (10:26) (Shotgun) C.Palmer pass short right to D.Johnson to SEA 35 for -5 yards (B.Wagner; K.Wright).  
 3-18-SEA 35 (9:33) (Shotgun) C.Palmer pass short right to D.Johnson to SEA 31 for 4 yards (R.Sherman; K.Wright).  
*PENALTY on ARZ-J.Gresham, Taunting, 15 yards, enforced at SEA 31.*  
 4-29-SEA 46 (9:12) M.Wile punts 29 yards to SEA 17, Center-A.Brewer, fair catch by T.Lockett.

## Seattle Seahawks at 9:06

- 1-10-SEA 17 (9:06) (Shotgun) R.Wilson pass short right to D.Baldwin pushed ob at SEA 26 for 9 yards (P.Peterson).  
 2-1-SEA 26 (8:40) T.Rawls up the middle to SEA 30 for 4 yards (C.Peters; S.Moore). R4  
1-10-SEA 30 (8:04) (Shotgun) T.Rawls left guard to SEA 32 for 2 yards (J.Mauro; C.Campbell).  
 2-8-SEA 32 (7:24) R.Wilson pass short middle to D.Baldwin to SEA 42 for 10 yards (D.Swearinger). P5  
1-10-SEA 42 (6:46) (Shotgun) R.Wilson pass short left to D.Baldwin pushed ob at SEA 46 for 4 yards (J.Bethel).  
 2-6-SEA 46 (6:15) T.Rawls left tackle to SEA 48 for 2 yards (D.Swearinger).  
 3-4-SEA 48 (5:34) (Shotgun) R.Wilson pass incomplete short left to T.Rawls.  
 4-4-SEA 48 (5:29) J.Ryan punts 43 yards to ARZ 9, Center-N.Frese, fair catch by P.Peterson.

## Arizona Cardinals at 5:23

- 1-10-ARZ 9 (5:23) D.Johnson left tackle to ARZ 18 for 9 yards (B.Wagner; J.Johnson).  
 2-1-ARZ 18 (4:44) D.Johnson up the middle to ARZ 20 for 2 yards (F.Clark). R6  
1-10-ARZ 20 (4:04) (Shotgun) C.Palmer pass deep middle to J.Nelson for 80 yards, TOUCHDOWN. P7  
 C.Catanzaro extra point is GOOD, Center-A.Brewer, Holder-M.Wile.

ARZ 14 SEA 0, 3 plays, 91 yards, 1:30 drive, 11:07 elapsed

C.Catanzaro kicks 65 yards from ARZ 35 to end zone, Touchback.

## Seattle Seahawks at 3:53

- 1-10-SEA 25 (3:53) (Shotgun) R.Wilson right end to SEA 40 for 15 yards (H.Miller). R6  
1-10-SEA 40 (3:18) R.Wilson pass deep left to D.Baldwin pushed ob at ARZ 29 for 31 yards (B.Williams). P7  
1-10-ARZ 29 (2:46) R.Wilson pass deep left to T.Lockett for 29 yards, TOUCHDOWN [F.Rucker]. P8  
 The Replay Official reviewed the runner broke the plane ruling, and the play was REVERSED.  
 R.Wilson pass deep left to T.Lockett to ARZ 1 for 28 yards (B.Williams) [F.Rucker]. SEA-T.Lockett was injured during the play. He is Out.  
1-1-ARZ 1 (2:27) R.Odhiambo reported in as eligible. T.Rawls right guard to ARZ 1 for no gain (S.Moore; C.Peters).

## Two-Minute Warning

- 2-1-ARZ 1 (2:00) R.Odhiambo reported in as eligible. R.Wilson up the middle to ARZ 1 for no gain (C.Campbell; S.Wright).  
 3-1-ARZ 1 (1:21) (Shotgun) R.Wilson pass incomplete short right [J.Mauro].  
 Timeout #1 by SEA at 01:15.  
 4-1-ARZ 1 (1:15) R.Odhiambo reported in as eligible. R.Wilson sacked at ARZ 8 for -7 yards (R.Gunter).

## Arizona Cardinals at 1:11

- 1-10-ARZ 8 (1:11) (Shotgun) D.Johnson right end to ARZ 11 for 3 yards (D.Shead).  
 2-7-ARZ 11 (:37) (Shotgun) D.Johnson right tackle to ARZ 7 for -4 yards. FUMBLES, RECOVERED by SEA-K.Wright at ARZ 9. K.Wright to ARZ 9 for no gain (E.Watford).

## Seattle Seahawks at 0:32

- 1-9-ARZ 9 (:32) (Shotgun) R.Wilson pass incomplete short right to D.Baldwin (J.Bethel).



**Arizona Cardinals vs Seattle Seahawks at CenturyLink Field**

2-9-ARZ 9 (:27) (Shotgun) R.Wilson pass incomplete short left to J.Kearse [C.Campbell].

3-9-ARZ 9 (:22) (Shotgun) R.Wilson pass incomplete short left to D.Baldwin.

4-9-ARZ 9 (:18) **S.Hauschka 27 yard field goal is GOOD, Center-N.Frese, Holder-J.Ryan.**

<b>ARZ 14 SEA 3, 4 plays, 0 yards, 0:17 drive, 14:45 elapsed</b>
--

S.Hauschka kicks 65 yards from SEA 35 to end zone, Touchback.

**Arizona Cardinals at 0:15**

1-10-ARZ 25 (:15) C.Palmer kneels to ARZ 24 for -1 yards.

**END OF QUARTER**

	Score	Time Poss	First Downs				Efficiencies	
			R	P	X	T	3 Down	4 Down
Arizona Cardinals	14	6:28	1	2	0	3	0/2	0/0
Seattle Seahawks	3	8:32	2	3	0	5	0/4	0/1

# Third Quarter

12/24/2016

## Play By Play

SEA elects to Receive, and ARZ elects to defend the South goal.

C.Catanzaro kicks 63 yards from ARZ 35 to SEA 2. P.Richardson to SEA 34 for 32 yards (K.Williams).

### Seattle Seahawks at 15:00, (1st play from scrimmage 14:55)

1-10-SEA 34	(14:55) D.Baldwin left end pushed ob at SEA 38 for 4 yards (J.Bethel).	
2-6-SEA 38	(14:27) (Shotgun) A.Collins left tackle to ARZ 49 for 13 yards (K.Minter).	R9
<u>1-10-ARZ 49</u>	(13:54) A.Collins up the middle to ARZ 37 for 12 yards (Ch.Jones).	
	<i>PENALTY on SEA-G.Fant, Offensive Holding, 10 yards, enforced at ARZ 49 - No Play.</i>	
1-20-SEA 41	(13:33) (Shotgun) R.Wilson pass short left to D.Baldwin pushed ob at SEA 45 for 4 yards (B.Williams).	
2-16-SEA 45	(12:56) (Shotgun) R.Wilson pass short middle to D.Baldwin to ARZ 41 for 14 yards (D.Swearinger).	
3-2-ARZ 41	(12:19) (Shotgun) R.Wilson pass short right to A.Collins to ARZ 34 for 7 yards (J.Bethel).	P10
<u>1-10-ARZ 34</u>	(11:44) R.Wilson pass incomplete short left to J.Kearse (J.Bethel).	
2-10-ARZ 34	(11:39) R.Wilson pass incomplete deep right to D.Baldwin (J.Bethel).	
3-10-ARZ 34	(11:31) (Shotgun) R.Wilson pass short left to P.Richardson to ARZ 18 for 16 yards (B.Williams; H.Miller).	P11
<u>1-10-ARZ 18</u>	(10:51) (Shotgun) A.Collins up the middle to ARZ 14 for 4 yards (J.Mauro; S.Moore).	
2-6-ARZ 14	(10:16) (Shotgun) A.Collins left guard to ARZ 8 for 6 yards (A.Okafor; R.Gunter).	R12
<u>1-8-ARZ 8</u>	(9:37) (Shotgun) R.Wilson left end to ARZ 4 for 4 yards (R.Gunter).	
2-4-ARZ 4	(9:01) A.Collins left tackle to ARZ 2 for 2 yards (S.Moore; J.Mauro).	
3-2-ARZ 2	<b>(8:25) (Shotgun) R.Wilson pass short right to J.Kearse for 2 yards, TOUCHDOWN.</b>	P13
	S.Hauschka extra point is GOOD, Center-N.Frese, Holder-J.Ryan.	

<b>ARZ 14 SEA 10, 13 plays, 66 yards, 6:40 drive, 6:40 elapsed</b>
--

S.Hauschka kicks 65 yards from SEA 35 to end zone, Touchback.

### Arizona Cardinals at 8:20

1-10-ARZ 25	(8:20) D.Johnson left tackle to ARZ 27 for 2 yards (J.Reed).	
2-8-ARZ 27	(7:40) (Shotgun) C.Palmer pass short right intended for Jo.Brown INTERCEPTED by J.Lane [J.Reed] at ARZ 41. J.Lane to ARZ 43 for -2 yards (Jo.Brown).	
	<i>PENALTY on SEA-J.Lane, Defensive Pass Interference, 13 yards, enforced at ARZ 27 - No Play.</i>	
<u>1-10-ARZ 40</u>	(7:29) C.Palmer pass deep middle to B.Golden to SEA 38 for 22 yards (R.Sherman).	P9
<u>1-10-SEA 38</u>	(6:46) D.Johnson up the middle to SEA 35 for 3 yards (F.Clark).	
2-7-SEA 35	(6:03) (Shotgun) C.Palmer pass incomplete short left to J.Gresham (K.Wright).	
3-7-SEA 35	(5:59) (Shotgun) C.Palmer pass incomplete short right to J.Nelson.	
4-7-SEA 35	(5:55) C.Catanzaro 53 yard field goal is No Good, Short, Center-A.Brewer, Holder-M.Wile.	

### Seattle Seahawks at 5:50

1-10-SEA 43	(5:50) (Shotgun) R.Wilson pass short left to D.Baldwin to ARZ 49 for 8 yards (B.Williams). Arizona challenged the pass completion ruling, and the play was REVERSED.	
	(Shotgun) R.Wilson pass incomplete short left to D.Baldwin.	
2-10-SEA 43	(5:47) (Shotgun) R.Wilson pass short right to D.Baldwin to SEA 45 for 2 yards (P.Peterson).	
3-8-SEA 45	(5:00) (Shotgun) R.Wilson pass short right to D.Baldwin to ARZ 44 for 11 yards (P.Peterson).	P14
<u>1-10-ARZ 44</u>	(4:25) R.Wilson pass incomplete deep left to P.Richardson [M.Golden].	
2-10-ARZ 44	(4:20) (Shotgun) R.Wilson pass short left to D.Baldwin ran ob at ARZ 45 for -1 yards (J.Bethel).	
3-11-ARZ 45	(3:48) (Shotgun) R.Wilson pass incomplete deep middle to D.Baldwin.	
4-11-ARZ 45	(3:38) J.Ryan punts 6 yards to ARZ 39, Center-N.Frese. Ch.Jones to ARZ 39 for no gain. Officially not a block, but ball deflected by AZ57 Okafor.	

### Arizona Cardinals at 3:31

1-10-ARZ 39	(3:31) (Shotgun) C.Palmer pass short right to K.Williams pushed ob at ARZ 45 for 6 yards (M.Morgan).	
2-4-ARZ 45	(2:58) D.Johnson left tackle to ARZ 49 for 4 yards (D.Shead; F.Clark).	R10
<u>1-10-ARZ 49</u>	(2:18) C.Palmer pass short right to Jo.Brown to SEA 39 for 12 yards (J.Lane).	P11
<u>1-10-SEA 39</u>	(1:38) D.Johnson left end pushed ob at SEA 28 for 11 yards (A.Rubin; B.Wagner).	R12
<u>1-10-SEA 28</u>	(1:02) (Shotgun) C.Palmer pass short right to J.Gresham to SEA 22 for 6 yards (B.Wagner; J.Lane).	
2-4-SEA 22	(:19) D.Johnson right tackle to SEA 17 for 5 yards (K.Wright; B.Wagner).	R13

### END OF QUARTER

	Score	Time Poss	First Downs				Efficiencies	
			R	P	X	T	3 Down	4 Down
Arizona Cardinals	14	6:01	3	2	1	6	0/1	0/0
Seattle Seahawks	10	8:59	2	4	0	6	4/5	0/0

## Fourth Quarter

12/24/2016

## Play By Play

Arizona Cardinals continued.

<u>1-10-SEA 17</u>	(15:00) C.Palmer pass deep left to L.Fitzgerald to SEA 1 for 16 yards (D.Shead) [M.Bennett].	P14
<u>1-1-SEA 1</u>	(14:13) D.Johnson left tackle to SEA 3 for -2 yards (M.Bennett). Timeout #1 by ARZ at 13:38.	
2-3-SEA 3	(13:38) (Shotgun) C.Palmer pass incomplete short middle to J.Gresham. <i>PENALTY on SEA-B.Wagner, Defensive Pass Interference, 2 yards, enforced at SEA 3 - No Play.</i>	X15
<u>1-1-SEA 1</u>	<b>(13:36) C.Toner reported in as eligible. D.Johnson up the middle for 1 yard, TOUCHDOWN.</b> C.Catanzaro extra point is GOOD, Center-A.Brewer, Holder-M.Wile.	R16

<b>ARZ 21 SEA 10, 9 plays, 61 yards, 1 penalty, 4:59 drive, 1:28 elapsed</b>
--

C.Catanzaro kicks 65 yards from ARZ 35 to end zone, Touchback.

## Seattle Seahawks at 13:32

1-10-SEA 25	(13:32) (Shotgun) R.Wilson right end pushed ob at SEA 32 for 7 yards (S.Moore).	
2-3-SEA 32	(13:00) A.Collins up the middle to SEA 33 for 1 yard (M.Golden).	
3-2-SEA 33	(12:25) R.Wilson pass short right to A.Collins to SEA 35 for 2 yards (P.Peterson).	P15
<u>1-10-SEA 35</u>	<i>(11:46) (Shotgun) PENALTY on SEA-G.Ifedi, False Start, 5 yards, enforced at SEA 35 - No Play.</i>	
1-15-SEA 30	(11:36) (Shotgun) R.Wilson pass short left to J.Kearse to SEA 39 for 9 yards (D.Swearinger).	
2-6-SEA 39	(11:01) (Shotgun) R.Wilson left end to SEA 46 for 7 yards (B.Williams).	R16
<u>1-10-SEA 46</u>	(10:19) (Shotgun) R.Wilson scrambles left end to SEA 49 for 3 yards (S.Moore).	
2-7-SEA 49	(9:36) (Shotgun) R.Wilson pass short left to D.Baldwin pushed ob at ARZ 42 for 9 yards (J.Bethel).	P17
<u>1-10-ARZ 42</u>	(9:02) (Shotgun) R.Wilson pass incomplete deep right to J.Kearse.	
2-10-ARZ 42	<b>(8:57) (Shotgun) R.Wilson pass short left to D.Baldwin for 42 yards, TOUCHDOWN.</b> TWO-POINT CONVERSION ATTEMPT. R.Wilson pass to M.Reece is complete. ATTEMPT SUCCEEDS.	P18

<b>ARZ 21 SEA 18, 9 plays, 75 yards, 4:43 drive, 6:11 elapsed</b>
---

S.Hauschka kicks 65 yards from SEA 35 to end zone, Touchback.

## Arizona Cardinals at 8:49

1-10-ARZ 25	(8:49) D.Johnson right tackle to SEA 42 for 33 yards (S.Terrell).	R17
<u>1-10-SEA 42</u>	(8:00) C.Palmer pass short middle to J.Nelson pushed ob at SEA 1 for 41 yards (R.Sherman).	P18
<u>1-1-SEA 1</u>	(7:27) D.Johnson left tackle to SEA 1 for no gain (D.Shead; B.Wagner).	
2-1-SEA 1	<b>(6:50) D.Johnson left guard for 1 yard, TOUCHDOWN.</b> C.Catanzaro extra point is GOOD, Center-A.Brewer, Holder-M.Wile.	R19

<b>ARZ 28 SEA 18, 4 plays, 75 yards, 2:02 drive, 8:13 elapsed</b>
---

C.Catanzaro kicks 68 yards from ARZ 35 to SEA -3. P.Richardson to SEA 21 for 24 yards (S.Taylor).

## Seattle Seahawks at 6:47, (1st play from scrimmage 6:41)

1-10-SEA 21	(6:41) (Shotgun) R.Wilson pass short left to D.Baldwin to SEA 26 for 5 yards (B.Williams).	
2-5-SEA 26	(6:15) (No Huddle, Shotgun) A.Collins up the middle to SEA 29 for 3 yards (D.Swearinger; S.Moore).	
3-2-SEA 29	(5:43) (Shotgun) R.Wilson pass short left to A.Collins to SEA 30 for 1 yard (B.Williams).	
4-1-SEA 30	(5:17) (No Huddle, Shotgun) R.Wilson pass incomplete short right to J.Kearse [S.Moore].	

## Arizona Cardinals at 5:09

1-10-SEA 30	(5:09) D.Johnson left tackle to SEA 30 for no gain (D.Shead).	
2-10-SEA 30	(4:26) D.Johnson right end to SEA 24 for 6 yards (B.Wagner; D.Shead).	
3-4-SEA 24	(4:19) (Shotgun) C.Palmer pass incomplete short right to J.Nelson (R.Sherman).	
4-4-SEA 24	<b>(4:15) C.Catanzaro 42 yard field goal is GOOD, Center-A.Brewer, Holder-M.Wile.</b>	

<b>ARZ 31 SEA 18, 4 plays, 6 yards, 0:59 drive, 10:50 elapsed</b>
---

C.Catanzaro kicks 65 yards from ARZ 35 to end zone, Touchback.

## Seattle Seahawks at 4:10

1-10-SEA 25	(4:10) (Shotgun) R.Wilson pass short right to J.Kearse to SEA 41 for 16 yards (P.Peterson; S.Moore).	P19
<u>1-10-SEA 41</u>	(3:48) (No Huddle, Shotgun) R.Wilson pass incomplete short left to J.Kearse.	
2-10-SEA 41	(3:45) (Shotgun) R.Wilson pass short left to P.Richardson to ARZ 44 for 15 yards (B.Williams; K.Minter).	P20
<u>1-10-ARZ 44</u>	(3:24) (No Huddle, Shotgun) R.Wilson pass short left to A.Collins to ARZ 35 for 9 yards (B.Williams; S.Moore).	
2-1-ARZ 35	(3:04) (No Huddle, Shotgun) R.Wilson sacked at ARZ 37 for -2 yards (A.Okafor).	

**Arizona Cardinals vs Seattle Seahawks at CenturyLink Field**

Timeout #1 by SEA at 02:56.

3-3-ARZ 37 **(2:56) (Shotgun) R.Wilson pass short middle to J.Graham for 37 yards, TOUCHDOWN.**

P21

S.Hauschka extra point is GOOD, Center-N.Frese, Holder-J.Ryan.

**ARZ 31 SEA 25, 6 plays, 75 yards, 1:22 drive, 12:12 elapsed**

S.Hauschka kicks 62 yards from SEA 35 to ARZ 3. P.Peterson to ARZ 14 for 11 yards (J.Johnson).

**Arizona Cardinals at 2:48, (1st play from scrimmage 2:44)**

1-10-ARZ 14 (2:44) D.Johnson right end to ARZ 12 for -2 yards (K.Chancellor).

Timeout #2 by SEA at 02:39.

2-12-ARZ 12 (2:39) C.Palmer pass short left to L.Fitzgerald pushed ob at ARZ 16 for 4 yards (R.Sherman).

Timeout #2 by ARZ at 02:34.

3-8-ARZ 16 (2:34) (Shotgun) C.Palmer pass incomplete short right to D.Johnson [K.Wright].

4-8-ARZ 16 (2:31) M.Wile punts 39 yards to SEA 45, Center-A.Brewer, downed by ARZ-A.Brewer.

*PENALTY on ARZ-K.Williams, Offensive Holding, 10 yards, enforced at SEA 45.*

**Seattle Seahawks at 2:22**

1-10-ARZ 45 (2:22) (Shotgun) A.Collins up the middle to ARZ 46 for -1 yards (C.Campbell).

**Two-Minute Warning**

2-11-ARZ 46 (2:00) (Shotgun) R.Wilson pass deep left to D.Baldwin pushed ob at ARZ 15 for 31 yards (P.Peterson) [K.Minter].

P22

Timeout #3 by SEA at 01:54.

1-10-ARZ 15 (1:54) (Shotgun) R.Wilson right end ran ob at ARZ 8 for 7 yards (D.Swearinger).

2-3-ARZ 8 (1:48) (Shotgun) R.Wilson left end to ARZ 11 for -3 yards (S.Moore).

3-6-ARZ 11 (1:10) (Shotgun) R.Wilson pass short left to P.Richardson pushed ob at ARZ 5 for 6 yards (B.Williams).

P23

1-5-ARZ 5 **(1:05) R.Wilson pass short left to P.Richardson for 5 yards, TOUCHDOWN.**

P24

S.Hauschka extra point is No Good, Wide Left, Center-N.Frese, Holder-J.Ryan.

**ARZ 31 SEA 31, 6 plays, 45 yards, 1:22 drive, 14:00 elapsed**

S.Hauschka kicks 65 yards from SEA 35 to end zone, Touchback.

**Arizona Cardinals at 1:00**

1-10-ARZ 25 (1:00) (Shotgun) C.Palmer pass incomplete deep middle to D.Johnson.

2-10-ARZ 25 (:55) (Shotgun) C.Palmer pass short left to D.Johnson to ARZ 38 for 13 yards (K.Wright; B.Wagner).

P20

Timeout #3 by ARZ at 00:47.

1-10-ARZ 38 (:47) (Shotgun) C.Palmer pass incomplete deep right to B.Golden.

2-10-ARZ 38 (:41) (Shotgun) C.Palmer pass deep left to D.Johnson pushed ob at SEA 33 for 29 yards (K.Chancellor).

P21

1-10-SEA 33 (:35) (Shotgun) C.Palmer pass incomplete deep left to J.Nelson [M.Bennett].

2-10-SEA 33 (:31) (Shotgun) C.Palmer pass incomplete short right to Jo.Brown.

3-10-SEA 33 (:27) (Shotgun) C.Palmer pass short middle to L.Fitzgerald to SEA 25 for 8 yards (D.Shead).

4-2-SEA 25 (:03) **C.Catanzaro 43 yard field goal is GOOD, Center-A.Brewer, Holder-M.Wile.**

**ARZ 34 SEA 31, 8 plays, 50 yards, 1:00 drive, 15:00 elapsed**

**END OF QUARTER**

	Score	Time Poss	First Downs				Efficiencies	
			R	P	X	T	3 Down	4 Down
Arizona Cardinals	34	5:55	3	4	1	8	0/3	0/0
Seattle Seahawks	31	9:05	1	9	0	10	3/4	0/1

# Miscellaneous Statistics Report

Arizona Cardinals vs Seattle Seahawks  
12/24/2016 at CenturyLink Field

## Ten Longest Plays for Arizona Cardinals

Yards	Qtr	Play Start	Play Description
80	2	1-10-ARZ 20	(4:04) (Shotgun) C.Palmer pass deep middle to J.Nelson for 80 yards, TOUCHDOWN.
41	4	1-10-SEA 42	(8:00) C.Palmer pass short middle to J.Nelson pushed ob at SEA 1 for 41 yards (R.Sherman).
34	2	2-7-ARZ 39	(11:54) C.Palmer pass deep right to J.Gresham to SEA 27 for 34 yards (J.Johnson; S.Terrell) [K.Wright].
33	4	1-10-ARZ 25	(8:49) D.Johnson right tackle to SEA 42 for 33 yards (S.Terrell).
29	4	2-10-ARZ 38	(:41) (Shotgun) C.Palmer pass deep left to D.Johnson pushed ob at SEA 33 for 29 yards (K.Chancellor).
22	3	1-10-ARZ 40	(7:29) C.Palmer pass deep middle to B.Golden to SEA 38 for 22 yards (R.Sherman).
16	4	1-10-SEA 17	(15:00) C.Palmer pass deep left to L.Fitzgerald to SEA 1 for 16 yards (D.Shead) [M.Bennett].
13	1	1-10-ARZ 17	(14:56) D.Johnson up the middle to ARZ 30 for 13 yards (K.Chancellor; S.Terrell).
13	4	2-10-ARZ 25	(:55) (Shotgun) C.Palmer pass short left to D.Johnson to ARZ 38 for 13 yards (K.Wright; B.Wagner).
12	3	1-10-ARZ 49	(2:18) C.Palmer pass short right to Jo.Brown to SEA 39 for 12 yards (J.Lane).

## Ten Longest Plays for Seattle Seahawks

Yards	Qtr	Play Start	Play Description
42	4	2-10-ARZ 42	(8:57) (Shotgun) R.Wilson pass short left to D.Baldwin for 42 yards, TOUCHDOWN.
37	4	3-3-ARZ 37	(2:56) (Shotgun) R.Wilson pass short middle to J.Graham for 37 yards, TOUCHDOWN.
31	2	1-10-SEA 40	(3:18) R.Wilson pass deep left to D.Baldwin pushed ob at ARZ 29 for 31 yards (B.Williams).
31	4	2-11-ARZ 46	(2:00) (Shotgun) R.Wilson pass deep left to D.Baldwin pushed ob at ARZ 15 for 31 yards (P.Peterson) [K.Minter].
28	2	1-10-ARZ 29	(2:46) R.Wilson pass deep left to T.Lockett for 29 yards, TOUCHDOWN [F.Rucker].
16	3	3-10-ARZ 34	(11:31) (Shotgun) R.Wilson pass short left to P.Richardson to ARZ 18 for 16 yards (B.Williams; H.Miller).
16	4	1-10-SEA 25	(4:10) (Shotgun) R.Wilson pass short right to J.Kearse to SEA 41 for 16 yards (P.Peterson; S.Moore).
15	2	1-10-SEA 25	(3:53) (Shotgun) R.Wilson right end to SEA 40 for 15 yards (H.Miller).
15	4	2-10-SEA 41	(3:45) (Shotgun) R.Wilson pass short left to P.Richardson to ARZ 44 for 15 yards (B.Williams; K.Minter).
14	3	2-16-SEA 45	(12:56) (Shotgun) R.Wilson pass short middle to D.Baldwin to ARZ 41 for 14 yards (D.Swearinger).

## Touchdown Scoring Information

		Offense	Defense	Special Teams
<b>VISITOR</b>	Arizona Cardinals	4	0	0
<b>HOME</b>	Seattle Seahawks	4	0	0

## Player Scoring Information

Club	Player	TD	Rush TD	Rec TD	KO TD	Punt TD	Int TD	Fum TD	Misc TD	FG	XP	2Pt Rush	2Pt Rec	Sfty	Points
ARZ	D.Johnson	0	3	0	0	0	0	0	0	0	0	0	0	0	18
ARZ	C.Catanzaro	0	0	0	0	0	0	0	0	2	4	0	0	0	10
ARZ	J.Nelson	0	0	1	0	0	0	0	0	0	0	0	0	0	6
SEA	D.Baldwin	0	0	1	0	0	0	0	0	0	0	0	0	0	6
SEA	P.Richardson	0	0	1	0	0	0	0	0	0	0	0	0	0	6
SEA	J.Kearse	0	0	1	0	0	0	0	0	0	0	0	0	0	6
SEA	J.Graham	0	0	1	0	0	0	0	0	0	0	0	0	0	6
SEA	S.Hauschka	0	0	0	0	0	0	0	0	1	2	0	0	0	5
SEA	M.Reece	0	0	0	0	0	0	0	0	0	0	0	1	0	2

## Possession Detail

	First Half		Second Half		Game	
	Visitor	Home	Visitor	Home	Visitor	Home
Largest Lead	14	0	13	0	14	0
Drives Leading	6	0	5	0	11	0
Time of Possession Leading	8:29	0:00	10:56	0:00	19:25	0:00
Largest Deficit	0	-14	0	-13	0	-14
Drives Trailing	0	6	0	6	0	12
Time of Possession Trailing	0:00	14:23	0:00	18:04	0:00	32:27
Times Score Tied Up		0		1		1
Lead Changes		1		1		2

# Playtime Percentage

*Percent of playtime per player on offense, defense and special teams*

## Arizona Cardinals

## Seattle Seahawks

		Offense	Defense	Special Teams				Offense	Defense	Special Teams		
M Iupati	G	60	100%	7	21%	M Glowinski	G	83	100%	11	33%	
E Watford	G	60	100%	7	21%	G Gilliam	T	83	100%	5	15%	
J Wetzel	T	60	100%	7	21%	J Britt	C	83	100%	5	15%	
C Palmer	QB	60	100%			G Ifedi	G	83	100%	5	15%	
A Shipley	C	60	100%			G Fant	T	83	100%	5	15%	
D Johnson	RB	59	98%	1	3%	R Wilson	QB	83	100%			
L Fitzgerald	WR	56	93%	1	3%	D Baldwin	WR	77	93%	5	15%	
J Gresham	TE	51	85%	1	3%	J Graham	TE	68	82%			
E Boehm	C	47	78%	7	21%	J Kearsse	WR	66	80%	3	9%	
J Nelson	WR	42	70%			P Richardson	WR	49	59%	4	12%	
J Brown	WR	29	48%			A Collins	RB	43	52%			
B Golden	WR	22	37%	19	58%	T Rawls	RB	36	43%			
D Fells	TE	19	32%			L Willson	TE	27	33%	5	15%	
T Boggs	G	13	22%	1	3%	T Lockett	WR	26	31%	6	18%	
J Ross	WR	12	20%			M Reece	FB	12	14%			
H Valles	TE	5	8%	19	58%	T McEvoy	WR	7	8%			
K Williams	RB	2	3%	19	58%	R Odhiambo	G	3	4%	5	15%	
A Ellington	RB	2	3%	6	18%	T Magee	RB	1	1%			
C Toner	G	1	2%			B Wagner	LB		60	100%	7	21%
D Swearinger	FS		83	100%	9	27%	S Terrell	FS	59	98%	9	27%
S Moore	LB		83	100%	7	21%	D Shead	CB	59	98%	6	18%
K Minter	LB		83	100%	7	21%	R Sherman	CB	59	98%	2	6%
P Peterson	CB		80	96%	16	48%	K Wright	LB	57	95%	6	18%
B Williams	CB		80	96%	12	36%	M Bennett	DE	52	87%	1	3%
H Miller	CB		79	95%	15	45%	K Chancellor	SS	49	82%	8	24%
C Jones	LB		71	86%	7	21%	C Avril	DE	47	78%	1	3%
C Campbell	DT		69	83%	13	39%	J Lane	CB	41	68%	10	30%
J Bethel	CB		67	81%	24	73%	J Reed	DT	35	58%	6	18%
M Golden	LB		51	61%	2	6%	A Rubin	DT	34	57%	5	15%
C Peters	NT		45	54%	11	33%	F Clark	DE	33	55%	2	6%
J Mauro	DT		39	47%	5	15%	T McDaniel	DT	22	37%	6	18%
F Rucker	DT		30	36%			M Morgan	LB	19	32%	4	12%
A Okafor	LB		17	20%	14	42%	C Marsh	DE	18	30%	28	85%
R Gunter	DT		13	16%	13	39%	J Johnson	SS	11	18%	12	36%
R Nkemdiche	DT		13	16%			D Elliott	CB	3	5%	16	48%
K Martin	LB		4	5%	20	61%	K McCray	SS	1	2%	27	82%
Z Gooden	LB		3	4%	18	55%	B Coyle	LB	1	2%	21	64%
S Wright	LB		3	4%	18	55%	D McDonald	LB			27	82%
S Taylor	RB				17	52%	B Williams	TE			26	79%
C Catanzaro	K				13	39%	K Pierre-Louis	LB			20	61%
M Wile	P				12	36%	N Thorpe	CB			19	58%
A Brewer	LS				12	36%	S Hauschka	K			11	33%
T Hartfield	CB				2	6%	J Ryan	P			9	27%
T Jefferson	SS				1	3%	N Frese	LS			9	27%

