



EAGLES GAME NOTES

SUNDAY, JAN. 1, 2017
LINCOLN FINANCIAL FIELD

PHILADELPHIA EAGLES GAME NOTES



EAGLES vs. COWBOYS

Sunday, Jan. 1, 2017 • 1:00 p.m.
Lincoln Financial Field



- The Philadelphia Eagles will close out the 2016 campaign when they host the Dallas Cowboys in an NFC East divisional contest at Lincoln Financial Field.
- The Eagles and Cowboys have split their last six regular-season games, 3-3 (.500), including back-to-back overtime affairs on the road in Dallas (1-1, .500).

EAGLES vs. COWBOYS LAST SIX REGULAR-SEASON GAMES

Date	Location	Result
10/30/16	Dallas	L, 23-29 (OT)
11/8/15	Dallas	W, 33-27 (OT)
9/20/15	Philadelphia	L, 10-20
12/14/14	Philadelphia	L, 27-38
11/27/14	Dallas	W, 33-10
12/29/13	Dallas	W, 24-22

NOTES TO KNOW

- **SPECIAL TEAMS AVERAGES:** Philadelphia leads the NFL in kickoff return average (27.9) and punt return average (12.9) in 2016. The Eagles rank 2nd in opponent kickoff return average (19.1), trailing only Carolina (18.1).
- **FIELD POSITION:** Philadelphia owns the NFL's best average starting field position after kickoff (27.5) this season, in addition to the best opponent starting field position after kickoff (22.4). The Eagles rank 5th in average starting field position, trailing only Oakland (31.8), New England (30.5), Carolina (30.5) and Minnesota (30.4).
- **TIME OF POSSESSION:** Philadelphia ranks 2nd in the NFL in average time of possession (32:03) in 2016, trailing only Dallas (32:10). The Eagles lead the league in second-half average time of possession (16:56).
- **BALL CONTROL:** Philadelphia is tied for the 2nd-most 10+ play drives (34) in the NFL this season, trailing only Dallas (35). The Eagles rank 3rd in 5+ minute drives (30) as well, behind Dallas (35) and Detroit (32).
- **RED ZONE DEFENSE:** Philadelphia ranks 3rd in the NFL in opponent red zone TD efficiency (44.9%) in 2016, trailing only N.Y. Giants (39.0%) and Carolina (44.2%). The Eagles also rank 2nd in opponent yards per play in the red zone (2.26), behind Minnesota (2.24).
- **RUSHING OFFENSE:** Philadelphia owns the NFL's 10th-ranked rushing offense (113.3) this season, trailing only Dallas (155.1), San Francisco (130.5) and Atlanta (119.1) in the NFC.
- **GROUND GAINS:** The Eagles rank 5th in the NFL in percentage of rushes gaining 4+ yards (45.8%) in 2016, trailing only Buffalo (51.5%), Tennessee (50.3%), Pittsburgh (47.2%) and San Francisco (47.1%). Philadelphia also ranks 6th in 10+ yard rushes (54), behind Buffalo (74), Dallas (70), San Francisco (58), Tennessee (56) and Miami (55).
- **NON-OFFENSIVE TDs:** The Eagles are one of only four NFL teams with at least 5 non-offensive TDs this season, joining Kansas City (7), Minnesota (6) and Atlanta (5).

2016 SCHEDULE

PRESEASON

Thurs. Aug. 11	TAMPA BAY	W, 17-9
Thurs. Aug. 18	at Pittsburgh	W, 17-0
Sat. Aug. 27	at Indianapolis	W, 33-23
Thurs. Sept. 1	N.Y. JETS	W, 14-6

REGULAR SEASON

Sun. Sept. 11	CLEVELAND	W, 29-10
Mon. Sept. 19	at Chicago	W, 29-14
Sun. Sept. 25	PITTSBURGH	W, 34-3
Sun. Oct. 9	at Detroit	L, 23-24
Sun. Oct. 16	at Washington	L, 20-27
Sun. Oct. 23	MINNESOTA	W, 21-10
Sun. Oct. 30	at Dallas	L, 23-29 (OT)
Sun. Nov. 6	at N.Y. Giants	L, 23-28
Sun. Nov. 13	ATLANTA	W, 24-15
Sun. Nov. 20	at Seattle	L, 15-26
Mon. Nov. 28	GREEN BAY	L, 13-27
Sun. Dec. 4	at Cincinnati	L, 14-32
Sun. Dec. 11	WASHINGTON	L, 22-27
Sun. Dec. 18	at Baltimore	L, 26-27
Thurs. Dec. 22	N.Y. GIANTS	W, 24-19
Sun. Jan. 1	DALLAS	1:00 p.m. (FOX)

POSTSEASON

AFC and NFC Wild Card Playoffs	January 7-8
AFC and NFC Divisional Playoffs	January 14-15
AFC and NFC Championship Games	January 22
Pro Bowl (Orlando, FL) (ESPN)	January 29
Super Bowl LI (Houston, TX) (FOX)	February 5

ON THE CALL

TELEVISION: FOX will broadcast Sunday's game to a regional audience. Kevin Burkhardt will handle the play-by-play duties and John Lynch will provide analysis. Pam Oliver will report from the sidelines.

EAGLES RADIO: Calling the game on 94WIP and the Eagles Radio Network will be Eagles Hall of Famer Merrill Reese, the NFL's longest-tenured play-by-play announcer (40th season). Joining Reese in the booth will be former Eagles All-Pro wide receiver Mike Quick. Howard Eskin will report from the sidelines.

EAGLES SPANISH RADIO: Rickie Ricardo, Macu Berral and Gus Salazar will handle the broadcast in Spanish on Mega 105.7 FM in Philadelphia and the Eagles Spanish Radio Network.

CROSSING PATHS

- Eagles S Jalen Mills was born in Dallas and finished his high school career at DeSoto HS (DeSoto, TX).
- Eagles T Halapoulivaati Vaitai is a native of Haltom, TX (Haltom HS) and played collegiately at TCU in Fort Worth, TX.
- Eagles QB Chase Daniel is originally from Southlake, TX.
- Eagles LB Jordan Hicks played at the University of Texas.
- Cowboys QB Mark Sanchez played in 13 games (10 starts) during his two seasons with Philadelphia (2014-15).
- Cowboys DT Cedric Thornton was signed by the Eagles as a RFA in 2011 and spent four seasons with the team (2011-15).
- Cowboys safeties coach Greg Jackson played safety for the Eagles from 1994-95.

PLAYER CAPSULES



QUARTERBACKS

Carson Wentz 11 **Rookie** **D1-16** **North Dakota State**

- Named the Eagles starter just eight days prior to the season opener after **Sam Bradford** was traded to Minnesota
- Became first rookie in NFL history to throw at least 1 TD with no INTs in each of the first three games of a season. Named NFL Offensive rookie of the month for September 2016
- Became first rookie in NFL history to post 30+ completions and 300+ yards in consecutive games
- Selected by the Eagles with the No. 2 overall pick in the 2016 NFL Draft, becoming the franchise's highest drafted player since QB **Donovan McNabb** (also second overall) in 1999
- Since 1971, only six other non-FBS QBs have been first-round draft choices: **Joe Flacco** (Delaware, 18th, 2008), **Steve McNair** (Alcorn State, 3rd, 1995), **Ken O'Brien** (UC Davis, 24th, 1983), **Phil Simms** (Morehead State, 7th, 1979), **Doug Williams** (Grambling State, 17th, 1978) and **Dan Pastorini** (Santa Clara, 3rd, 1971)
- At North Dakota State, was a member of five straight NCAA Division I FCS national championship teams (2011-15), including two as a starter in 2014 and 2015
- Compiled an impressive 20-3 quarterback record, while logging 4,762 passing yards and 42 passing TDs, along with 936 rushing yards and 12 rushing TDs
- Finished his collegiate career ranked third in school history in passing yards (5,115), passing TDs (45), completions (392), completion percentage (64.1) and passer efficiency (153.9)

Chase Daniel 10 **8th Year** **FA-KC-16** **Missouri**

- Spent previous three seasons in Kansas City with former Chiefs OC and current Eagles head coach **Doug Pederson**
- Spent his first four NFL seasons with the Saints, where he served as a back-up to Pro Bowl QB **Drew Brees** and was a member of New Orleans' Super Bowl-winning team in 2009
- Was named a Heisman Trophy finalist as a junior at Missouri in 2007 and finished as the school's all-time leader in passing yards (12,515), completions (1,094) and passing TDs (101)

RUNNING BACKS

Ryan Mathews 24 **7th Year** **FA-SD-15** **Fresno State**

- In his first season with Philadelphia in 2015, finished fourth in the NFL with a career-high 5.08 rushing average (min. 100 attempts)
- Played his first five seasons in San Diego, where he logged two 1,000-plus-yard rushing campaigns in 2011 and 2013
- Following the 2013 season, was an All-AFC pick by the Professional Football Writers of America after setting career highs in rushing attempts (285) and rushing yards (1,255)
- Earned Pro Bowl honors in 2011, when he rushed for 1,091 yards and six TDs on 222 carries (4.9 avg.) and set career highs with 50 catches for 455 yards (9.1 avg.)

Darren Sproles 43 **12th Year** **T-NO-14** **Kansas State**

- In 2016, ranks 2nd on team in rushing yards (406) and 3rd in receptions (49)
- In 2015, earned Pro Bowl honors as a return specialist for the 2nd consecutive season after leading NFL in punt return yards (446) and TDs (two) and ranking 2nd in punt return average (11.7)
- Signed a one-year contract extension with the Eagles on 7/29/16

- Leads the NFL with 17,279 all-purpose yards since 2007 ... Is second among all active players in the category with 18,975 all-purpose yards, trailing only BAL's WR **Steve Smith Sr.**
- Only player in NFL history to record 15-plus rushing TDs (21), 25-plus receiving TDs (29) and five-plus punt return TDs (9)
- Boasts nine career return TDs (seven punts and two kickoffs), which ranks tied for sixth all-time. His seven career punt return scores are tied for seventh in NFL history
- He and **DeSean Jackson** share the Eagles franchise record for most career punt returns (4).

Byron Marshall 39 **Rookie** **FA-16** **Oregon**

- Signed from the Eagles practice squad on 12/13/16
- Became first player in Pac-12 history to post a 1000-yd. rushing season (2013) and a 1,000-yd. receiving season (2014)

(IR) Kenjon Barner 34 **3rd Year** **T-Car-14** **Oregon**

- Acquired from the Panthers in 2014 for a conditional 7th-round draft pick in 2015
- Finished his collegiate career ranked second in school history with 3,623 rushing yards and tied for second with 41 rushing TDs

(IR) Wendell Smallwood 28 **Rookie** **D5a-16** **West Virginia**

- Posted an 86-yard kickoff return TD at Wash. on Oct. 16, 2016
- Suffered MCL injury vs. Wash. (12/11/16) and was placed on IR
- Named West Virginia's offensive player of the year as a junior in 2015 and earned All-Big 12 2nd-team honors after posting career highs with 1,519 yards and 12 TDs on 238 attempts (6.4 avg.)
- Finished his three-year collegiate career with 425 carries for 2,462 yards (5.8 avg.) and 12 TDs

WIDE RECEIVERS

Jordan Matthews 81 **3rd Year** **D2-14** **Vanderbilt**

- Leads the Eagles in catches (73), yards (804) and TDs (3) in 2016
- Notched the 10th-most receptions (152) in NFL history by a player in the first two seasons of his career
- In 2014, finished his rookie season ranked second all-time among Eagles rookies in receptions (67) and receiving yards (872)
- Finished his collegiate career as the SEC's all-time leader in receptions (262) and receiving yards (3,759).

Nelson Agholor 17 **2nd Year** **D1-15** **USC**

- Started 12 games as a rookie in 2015 after being selected 20th overall by the Eagles
- Totaled 179 catches for 2,571 yards and 20 TDs in 40 games (30 starts) during his collegiate career at USC

Dorial Green-Beckham 18 **2nd Year** **T-Ten-16** **Oklahoma**

- Acquired by the Eagles in a trade with Tennessee on Aug. 16, 2016 for OL **Dennis Kelly**
- A 2nd round draft pick of the Titans in 2015, finished his rookie campaign with 32 receptions for 549 yards and four TDs
- Also in 2015, ranked sixth in the NFL and first among rookies with 17.2 yards per reception
- In 2 seasons at Missouri, had 87 catches, 1,278 yards and 17 TDs

PLAYER CAPSULES



Bryce Treggs 16 **Rookie** **W-SF-16** **California**

- Acquired by the Eagles off waivers from San Francisco on Sept. 4, 2016. Originally signed with the 49ers as a rookie free agent
- Played collegiately at California and finished his career ranked third in school history with 195 career receptions and fourth with 2,506 receiving yards

Paul Turner 19 **Rookie** **FA-16** **Louisiana Tech**

- Signed from the Eagles practice squad on November 21
- Led the NFL with 17 catches during the 2016 preseason
- Spent 2014 and 2015 with LA Tech after transferring from LSU and caught 87 passes for 1,171 yards and 7 TDs in 21 games for the Bulldogs

TIGHT ENDS

Brent Celek 87 **10th Year** **D5b-07** **Cincinnati**

- Signed a three-year contract through 2018 on 1/29/16
- Ranks 4th on the Eagles all-time reception list (384)
- With 157 receiving yards vs. Baltimore on 9/16/12, recorded the second-highest yardage output by a tight end in Eagles history, behind **Pete Retzlaff's** 204 yards vs. Washington on 11/14/65
- Produced one of the most prolific seasons by an Eagles tight end in 2009, setting career highs in receptions (76), yards (971) and TDs (8). Those numbers were the second-highest single-season total in team history in all three categories among tight ends
- Set a franchise playoff record with 10 catches (83 yards and two TDs) in the NFC Championship game on 1/18/09 at Arizona. His two TD receptions tied a team postseason record (**Chad Lewis**, **Fred Barnett**, **Harold Carmichael**)

Zach Ertz 86 **4th Year** **D2-13** **Stanford**

- In 2016, ranks 2nd on the team with 65 receptions for 677 yards
- Signed a five-year contract extension with the Eagles during the 2016 offseason, keeping him in Philadelphia until 2021
- In 2015, set career highs in receptions (75) and receiving yards (853) and finished second on the team in both categories
- Recorded 30 catches over the last three games of the 2015 campaign, setting a team record for the most receptions over a three-game span
- One of four tight ends to have multiple games of 13+ catches and 100+ yards since 1960 (**Jason Witten** 4, **Kellen Winslow, Sr.** 3, **Ertz**, 2 and **Tony Gonzalez** 2)

Trey Burton 47 **3rd Year** **FA-14** **Florida**

- In 2015, led the team with 19 special teams tackles, the most by an Eagles player in the regular season since 2009
- Recorded a blocked punt and a blocked punt return for a touchdown as a rookie in 2014
- Appeared in 50 games (29 starts) during his collegiate career at Florida, where he registered 720 rushing yards and 16 TDs on 141 carries and 107 catches for 976 yards and four TDs

OFFENSIVE LINE

Jason Peters 71 **13th Year** **T-Buf-09** **Arkansas**

- Has earned nine Pro Bowl selections and six All-Pro honors (2007-08, 2010-11, 2013-14) during his 13-year NFL career ... Named to the Pro Bowl in five consecutive seasons from 2007-11

- His nine Pro Bowl selections are the most by an undrafted offensive lineman since the 1970 NFL merger
- Earned his 9th career Pro Bowl berth (7th with the Eagles) in 2016 ... Has garnered the second-most Pro Bowl honors in team history, behind **Chuck Bednarik** (eight) and tied with Brian Dawkins and Reggie White
- Since his first Pro Bowl selection in 2007, only CLE's T **Joe Thomas** (nine) has been selected to as many Pro Bowls as an offensive tackle
- Originally signed with the Bills as a rookie free agent tight end in 2004 with a signing bonus of \$5,000 ... Made career-changing switch from tight end to offensive tackle in 2005

Allen Barbre 76 **9th Year** **FA-13** **Missouri Southern St.**

- Joined the Eagles in 2013 and emerged as a starter in his third season with Philadelphia in 2015 ... Signed a three-year contract extension during the 2014 offseason
- Originally selected by the Packers in the 4th round (119th overall) of the 2007 NFL Draft

Jason Kelce 62 **6th Year** **D6a-11** **Cincinnati**

- Voted to the Pro Bowl for the first time in his career in 2014, becoming the first Eagles center to do so since **Jim Ringo** was named to his 10th Pro Bowl after the 1967 campaign
- Following the 2013 season, was rewarded with a seven-year contract extension through 2020 ... Originally selected by the Eagles in the 6th round of the 2011 NFL Draft, became an immediate starter during his rookie season
- Played collegiately at Cincinnati, where he first joined the Bearcats as a walk-on linebacker in 2006

Brandon Brooks 79 **5th Year** **FA-Hou-16** **Miami (Ohio)**

- Signed a five-year contract with the Eagles as a free agent during the 2016 offseason ... Originally chosen by Houston in the 3rd round (76th overall) of the 2012 NFL Draft
- Spent the first four years of his career with the Texans, where he appeared in 53 games with 45 starts (including playoffs)
- Was a four-year letterman at Miami (Ohio), where he played in 45 games (41 starts) and was a three-time All-Mid Conference second-team selection

Lane Johnson 65 **4th Year** **D1-13** **Oklahoma**

- Signed a six-year contract with the Eagles during the 2016 offseason ... Originally selected by Philadelphia with No. 4-overall pick in the 2013 NFL Draft
- Has started all 45 games that he has played in his three-year career (including playoffs) ... In 2015, started all 16 games for the Eagles, opening 14 contests at RT and making his first two career starts at LT at Dallas (11/8/15) and vs. Miami (11/15/15)
- Played collegiately as a QB, TE and defensive lineman before transitioning to the offensive line at Oklahoma in 2011

Halapoulivaati Vaitai 72 **Rookie** **D5b-16** **TCU**

- Selected by the Eagles in 5th round of the 2016 NFL Draft
- Has experience playing both tackle positions ... Was a two-time All-Big 12 honoree and anchor on TCU's offensive line in 2015 ... Helped pave the way for both a 1,000-yard rusher and receiver in the same season for just the second time in school history

PLAYER CAPSULES



Stefen Wisniewski 61 **6th Year** **FA-Jax-16** **Penn State**

- Signed with the Eagles as a free agent during the 2016 offseason after spending the 2015 campaign with the Jaguars ... Has started all 16 games in each of the last two seasons
- Originally selected by the Raiders in the 2nd round (48th overall) of the 2011 NFL Draft ... In four seasons with Oakland, started all 77 games played, opening 15 contests at LG and 62 games at C
- Is the son of **Leo Wisniewski**, a nose tackle who was selected by the Baltimore Colts in the 2nd round (28th overall) of the 1982 NFL Draft ... Is the nephew of **Steve Wisniewski**, who was an eight-time Pro Bowler and two-time first-team All-Pro guard ... The Wisniewski trio all played collegiately at Penn State

Isaac Seumalo 73 **Rookie** **D3-16** **Oregon State**

- Made 37 starts during his collegiate career at Oregon State, opening 23 contests at center, nine at right guard, three at left tackle and two at right tackle
- With the Beavers, earned All-Pac-12 honors during his freshman, sophomore and senior seasons
- Is the son of **Joe Seumalo**, who was teammates with Eagles head coach **Doug Pederson** on NFL Europe's Rhein Fire in 1995 ... Joe is currently the DL coach at Arizona State

Dillon Gordon 69 **Rookie** **FA-16** **LSU**

- Signed by the Eagles as a rookie free agent during the 2016 offseason. Made the transition from tight end to offensive line upon entering the professional ranks
- Was a three-year starter at tight end for LSU, and caught 7 passes for 96 yards.

Josh Andrews 68 **2nd Year** **FA-14** **Oregon State**

- Appeared in 13 games with the Eagles in 2015 ... Spent his entire rookie season on the practice squad in 2014
- Started 32 career games at Oregon State, including 30 consecutive contests. Combined to make 25 starts at left guard over his junior and senior seasons with the Beavers

(IR) Matt Tobin 64 **4th Year** **FA-13** **Iowa**

- In 2015, replaced T/G **Andrew Gardner** as the starting RG after Gardner suffered a season-ending injury in Week 3 at N.Y. Jets (9/27/15) ... Went on to start 13 games for the Eagles
- Signed by the Eagles as a rookie free agent in 2013
- Was a three-year letterman at Iowa, starting the final 22 games of his collegiate career ... Saw time at both left tackle and left guard for the Hawkeyes

DEFENSIVE LINE

Connor Barwin 98 **8th Year** **FA-Hou-13** **Cincinnati**

- Ranks 3rd on the Eagles with 4 sacks in 2016
- Earned second-team All-Pro and Pro Bowl honors in 2014 after ranking fourth in the NFL and first in the NFC with a career-high 14.5 sacks, marking the most ever by an Eagles LB
- Signed with Eagles in 2013 after first 4 NFL seasons in Houston
- His foundation, MTWB, has hosted three concerts since 2014 that have raised over \$685,000 to revitalize neighborhood parks in the city of Philadelphia
- Was a two-sport athlete in football and basketball in college

Fletcher Cox 91 **5th Year** **D1-12** **Mississippi State**

- Earned his 2nd consecutive Pro Bowl berth in 2016 as he leads the Eagles with 6.5 sacks in 2016 which ranks 5th among NFL defensive tackles. Earned NFC Defensive player of the month honors in September 2016
- An anchor on the Eagles defensive line and one of the best young defenders in the game, signed a six-year contract extension in June 2016 that will keep him in Philadelphia through 2022
- Earned his first trip to the Pro Bowl in 2015 after leading the Eagles defense with a career-high 9.5 sacks ... Also finished second on the defense with a career-high 104 tackles
- His 9.5 sacks in 2015 marked the most by an Eagles interior defensive lineman since **Corey Simon** had 9.5 in 2000
- Earned a spot on PFWA's All-Rookie team in 2012 after being selected 12th overall ... Notched 5.5 sacks, 5th most by a rookie

Bennie Logan 96 **4th Year** **D3-13** **LSU**

- Started all 14 games that he played in 2015 and set career highs in tackles (67) and tackles for loss (nine)
- According to Pro Football Focus, finished second in the NFL in 2015 in run stop percentage (14.8 pct.) ... The stat is defined as the percentage of a player's run defense snaps where he was responsible for a stop
- Registered 61 tackles in 2014 despite playing 55% of the snaps
- Anchored the defensive line of one of college's top defenses while at LSU and was honored to wear famed jersey No. 18

Brandon Graham 55 **7th Year** **D1-10** **Michigan**

- Ranks 2nd on the Eagles with 5.5 sacks in 2016 and was selected as a first alternate to the Pro Bowl
- Logged career highs in 2015 with 63 tackles and 6.5 sacks. Finished third on the defense with 12.5 TFLs and tied for the team lead with three forced fumbles
- His seven forced fumbles since 2014 tie for third-most in the NFL
- A 1st round pick of the Eagles in 2010, Graham re-signed with Philadelphia in the 2015 offseason, inking a four-year contract

Vinny Curry 75 **5th Year** **D2-12** **Marshall**

- Signed a five-year contract with the Eagles in the 2016 offseason that will keep him in Philadelphia through 2020
- Ranked second on the team in 2014 with a career-high nine sacks to go along with four forced fumbles ... Was just one of six players in the NFL to finish the year with at least nine sacks and four forced fumbles
- Was named the 2011 Conference USA Defensive Player of the Year after posting 11 sacks, seven forced fumbles and 22 TFLs

Beau Allen 94 **3rd Year** **D7-14** **Wisconsin**

- Recorded a career-high 31 tackles in 2015
- Never missed a game in college, totaling 94 tackles and 8 sacks ... Was a two-time All-Big Ten honorable mention selection (2012-13)

Marcus Smith 90 **3rd Year** **D1-14** **Louisville**

- Moves to defensive end in **Jim Schwartz's** 4-3 defense after playing his first two NFL season at OLB
- A first-round pick of the Eagles in 2014, finished second in the NCAA with 14.5 sacks in 2013 and was named the American Athletic Conference Defensive Player of the Year

PLAYER CAPSULES



Destiny Vaeao 97 **Rookie** **FA-16** **Washington State**

- Totaled 84 tackles, including 19 for a loss, seven sacks, two forced fumbles and two fumble recoveries in 44 career games at Washington State

Steven Means 51 **2nd Year** **PS-Hou-15** **Buffalo**

- Originally a fifth-round draft pick of the Bucs in 2013, signed to the Eagles 53-man roster from the Texans practice squad on Dec. 8, 2015
- Was a four-year letterman at the University at Buffalo and finished his career ranked fourth in school history in sacks (18.5)

Taylor Hart 77 **3rd Year** **W-SF-16** **Oregon**

- 5th round draft pick of the Eagles in 2014, was claimed off waivers on Oct. 24 from San Francisco, who claimed him off waivers from the Eagles after final roster cut down in September

Bryan Braman 56 **6th Year** **FA-Hou-14** **West Texas A&M**

- Played a team-high 428 snaps on special teams in 2015, contributing on 86 percent of special teams plays ... Also recorded the first full sack of his career when he dropped Saints QB **Drew Brees** in a Week 5 win vs. NO
- Logged eight special teams tackles and blocked a punt in 2014
- Spent first three NFL seasons with Houston and was named a Pro Bowl alternate in 2012 after leading them with 16 STT and two blocked punts

(IR) Alex McCalister 57 **Rookie** **D7b-16** **Florida**

- Finished his career in Gainesville with 52 tackles, 17.5 tackles for loss, 12.5 sacks and two forced fumbles

LINEBACKERS

Jordan Hicks 58 **2nd Year** **D3-15** **Texas**

- Tied for the team lead with 3 INTs in 2016
- Became the first LB in the NFL with 8+ takeaways (4 INTs, 4 FFs) in his first 16 career games since Al Richardson (ATL in 1980)
- At Texas, amassed 299 tackles, including 24 for a loss, 5.5 sacks, two INTs, 7 pass breakups, 12 special teams tackles and 1 FR
- As a senior in 2014, earned second-team All-Big 12 honors from the AP and league coaches after notching 147 tackles

Nigel Bradham 53 **5th Year** **FA-Buf-16** **Florida State**

- Originally a fourth-round selection of Buffalo in 2012 ... Played first four years in Buffalo before signing with Eagles in 2016
- Started all 11 games that he played in 2015 and totaled 57 tackles before sustaining a season-ending ankle injury
- Had a career year in 2014 while playing under current Eagles defensive coordinator **Jim Schwartz** in Buffalo ... Started all 14 games and set career highs in tackles (102), TFLs (six), sacks (2.5), passes defended (seven) and forced fumbles (two)

Mychal Kendricks 95 **5th Year** **D2a-12** **California**

- Started all 13 games that he played in 2015 and finished third on the defense with 91 tackles while collaring three sacks
- Missed 4 games in 2014, but finished with 4 sacks and 108 tackles
- In 2013, tallied career highs in tackles (137), sacks (4) + INTs (3)
- The Pac-12 defensive player of the year in 2011 has been a fixture in the Eagles starting lineup since being drafted

Stephen Tulloch 50 **11th Year** **FA-16** **N.C. State**

- Signed a one-year contract with the Eagles on Aug. 23, 2016, following a five-year stint with Detroit ... Originally selected in the fourth-round of the 2006 NFL Draft by the Tennessee Titans, where he spent the first five years of his pro career
- Played six seasons (2006-08, 2011-13) of NFL career under Eagles defensive coordinator Jim Schwartz, who served as the Titans DC (2001-08) and as Lions head coach (2009-13)

Najee Goode 52 **5th Year** **W-TB-13** **West Virginia**

- Provided solid depth at LB for the Eagles in 2015 and finished third on the team with a career-high 12 special teams tackles
- Was acquired on waivers from Tampa Bay in 2013

Kamu Grugier-Hill 54 **Rookie** **W-NE-16** **Eastern Illinois**

- Acquired by the Eagles via waivers from the Patriots on Sept. 4, 2016. Originally a sixth-round draft choice of the Patriots in 2016.
- Played in 49 games at Eastern Illinois and earned first-team Ohio Valley Conference accolades as a junior and senior

(IR) Joe Walker 59 **Rookie** **D7c-16** **Oregon**

- A three-year contributor at linebacker for Oregon, was a two-time academic all-conference honorable mention choice. Finished his career with 205 tackles, 17 TFLs and 5.0 sacks in 40 games

DEFENSIVE BACKS

Rodney McLeod 23 **5th Year** **FA-StL-16** **Virginia**

- Tied for team lead with 3 INTs in 2016, while leading the team in tackles (113). Was voted as a 2nd alternate for the Pro Bowl
- Originally an undrafted free agent of the St. Louis Rams in 2012, won a starting job in the Rams' secondary at the beginning of the 2013 season and went on to start all 48 games from 2013-15
- A four-year letterman at the University of Virginia, earned honorable mention All-ACC honors as a senior in 2011

Malcolm Jenkins 27 **8th Year** **FA-NO-14** **Ohio State**

- Tied for first on team with 3 INTs, including two INT returns for TDs (tied for 1st in NFL). Also ranks 2nd on team with 108 tackles
- Inked a new 5-year contract with the Eagles in the 2016 offseason after posting career and team highs in tackles (120), PBU's (15) and FF (three) in 2015, en route to his first Pro Bowl berth
- Earned NFC Defensive player of the week honors after a 99-yard INT return for a TD during a win at NE (12/6/15)
- First Eagle to have a pick six in three straight seasons (2014-16) and ranks 2nd all-time with 4 as an Eagle (Eric Allen - 5)
- In 2014, became first Eagles safety to have an INT in 3 straight games since **Brian Dawkins** in 2004
- Former first-round pick of the Saints in 2009 as a cornerback, was a second-team All-Pro selection in 2010

Leodis McKelvin 21 **9th Year** **FA-Buf-16** **Troy**

- Prior to signing with Eagles, spent his entire pro career with Buffalo, where was the 11th overall pick in 2008 draft
- In 2014, was having a career year under then-Bills and current-Eagles defensive coordinator **Jim Schwartz** ... Logged 48 tackles through the first 10 games of the season and snagged a career-high four interceptions and recorded eight passes defended
- Set Bills record with 1,468 KO return yards as a rookie in 2008

PLAYER CAPSULES



Nolan Carroll 22 **7th Year** **FA-Mia-14** **Maryland**

- In 2015, led the team in pass breakups (15) and ranked second in interceptions (two) before being placed on Injured Reserve (ankle) following Week 12 ... Despite the shortened season, set single-season career highs in tackles (54) and passes defended. ... Re-signed with the Eagles in the 2016 offseason
- Former fifth-round pick of the Miami Dolphins in 2010, who was originally signed by the Eagles in 2014

Jalen Mills 31 **Rookie** **D7a-16** **LSU**

- A versatile defensive back who was a four-year starter at LSU ... Finished his Tigers career with 216 tackles, eight tackles for loss, six INTs and four sacks in 46 games (45 starts)
- Played in seven games as a senior in 2015 after breaking his ankle in the preseason ... Was a first team All-America selection by CBS Sports after finishing the season with 30 tackles, one sack and three pass breakups
- Started 12 games at safety and one at nickelback as a junior in 2014, and tallied 62 tackles, three TFLs, one INT and five PBUs

Jaylen Watkins 26 **2nd Year** **D4-14** **Florida**

- Signed to the Eagles 53-man roster off of the Bills practice squad following Week 12 of the 2015 season ... Originally selected by Philadelphia in the 4th round of the 2014 NFL Draft
- During his collegiate career at Florida, recorded 133 tackles, three INTs and 21 passes defended in 48 games (28 starts)
- Is the brother of Buffalo 2014 first-round selection WR **Sammy Watkins**, with the two pros separated by less than year of age

Chris Maragos 42 **7th Year** **FA-Sea-14** **Wisconsin**

- Leads the team with 13 special teams tackles in 2016
- In 2016, signed three-year contract extension thru 2019
- In 2015, blocked by a punt by NE's **Ryan Allen** that was returned for a touchdown by Najee Goode (12/6/15)
- Joined the 49ers as a rookie free agent in 2010 with a signing bonus of \$4,000, but became a special teams standout during a three-year tenure with Seattle from 2011-13, which included a Super Bowl championship
- Walked on at Western Michigan and Wisconsin as a WR and received a scholarship offer for only his final collegiate season

Terrence Brooks 29 **3rd Year** **W-Bal-16** **Florida State**

- Originally a third-round draft pick of the Baltimore Ravens in 2014, was acquired by the Eagles off waivers on Sept. 4, 2016
- Appeared in 23 games in his first two seasons with the Ravens and totaled 26 tackles (22 solo) and three passes defended

Dwayne Gratz 36 **4th Year** **FA-16** **Connecticut**

- Signed by the Eagles on Dec. 12, 2016 after spending time with the Rams (3 games) and Jaguars (3 games) in 2016
- Drafted by the Jaguars in the 3rd round in 2013 and posted 2 INTs as a rookie. Played in 40 games (25 starts) for Jacksonville from 2013-16

C.J. Smith 37 **Rookie** **FA-16** **North Dakota State**

- Promoted from the Eagles practice squad on October 13
- Led the Missouri Valley Football Conference in pass breakups in 2013 and 2014

(IR) Ron Brooks 33 **5th Year** **FA-Buf-16** **LSU**

- Placed on IR on Oct. 24 after suffering a ruptured quad tendon
- Originally a fourth-round pick of the Buffalo Bills in 2012, spent the first four years of his career with the Bills before signing a three-year contract with the Eagles in the 2016 offseason
- Appeared in 47 games with Buffalo, racking up 46 tackles and seven passes defended ... Also a key contributor on special teams, compiled 29 special teams tackles

SPECIALISTS

Caleb Sturgis 6 **4th Year** **FA-15** **Florida**

- Ranks 4th in the NFL with 126 points and T-3rd with 33 FGs
- Connected on 18 consecutive field goals in 2016 which tied for the 2nd longest streak in team history (Alex Henery - 22)
- Signed by the Eagles following Week 3 of the 2015 season ... Made 18 of 22 FGAs (81.8%), including two 50+ yard field goals
- Spent the first two seasons of his pro career with the Dolphins, who selected him in the 5th round of the 2013 NFL Draft
- Was a four-year letterman at Florida, where he connected on 70 of 88 career field goal attempts (79.5%) and finished his career with 340 points ... With the Gators, set career school records in both made field goals (70) and field goal attempts (88)

Donnie Jones 8 **13th Year** **FA-Hou-13** **LSU**

- In 2016, signed three-year contract extension thru 2019
- In 2015, ranked sixth in the NFL in net punt average (41.6) and seventh in gross punt average (47.0) ... His net average set an Eagles single-season record
- Garnered second-team All-Pro honors in 2008 and 2009 while with St. Louis ... Is one of only seven players in NFL history to record a 50.0 gross average in a season, doing so in 2008

Rick Lovato 45 **1st Year** **FA-16** **Old Dominion**

- Signed by the Eagles on Dec. 12, 2016 after a season-ending wrist injury suffered by Jon Dorenbos one day earlier
- Snapped in two games for the Redskins in 2016 and two for the Packers in 2015 after originally being signed as a rookie free agent with the Bears in 2015

(IR) Jon Dorenbos 46 **14th Year** **FA-06** **UTEP**

- In 2016, signed three-year contract extension thru 2019
- Since signing with Philadelphia as a free agent in 2006, has played in every game for the Eagles and tied Harold Carmichael's team record of 162 consecutive games played
- Injured vs. Washington on 12/11/16, underwent surgery on his right wrist and was placed on Injured Reserve
- In 2016, his magical talents allowed him to finish 3rd on America's Got Talent TV show
- Has carved out a 13-year NFL career, while earning Pro Bowl honors following both the 2009 and 2014 seasons
- Originally signed by Buffalo as a rookie free agent in 2003
- Began his collegiate career in 1999 at Golden West Junior College in Huntington Beach, CA, as a fullback and linebacker, before transferring to UTEP in 2000 ... Went on to handle the long-snapping duties in 23 games over three seasons at UTEP

2016 DALLAS COWBOYS STATS



DALLAS COWBOYS / WEEK 16 / THROUGH MONDAY, DECEMBER 26, 2016

WON 13, LOST 2				* RUSHING		No.	Yds	Avg	Long	TD							
09/11	L 19-20	New York Giants	92,867	Elliot	322	1631	5.1	60t	15								
09/18	W 27-23	at Washington	80,612	Prescott	56	273	4.9	18	6								
09/25	W 31-17	Chicago	90,554	A. Morris	61	231	3.8	17	2								
10/02	W 24-17	at San Francisco	70,178	Whitehead	10	82	8.2	26	0								
10/09	W 28-14	Cincinnati	91,653	D. McFadden	17	59	3.5	18	0								
10/16	W 30-16	at Green Bay	78,481	C. Jones	1	30	30.0	30	0								
10/30	W 29-23 OT	Philadelphia	93,103	Dunbar	6	11	1.8	4	1								
11/06	W 35-10	at Cleveland	67,431	Beasley	1	7	7.0	7	0								
11/13	W 35-30	at Pittsburgh	67,737	K. Smith	2	5	2.5	3	0								
11/20	W 27-17	Baltimore	93,056	Sanchez	2	-2	-1.0	-1	0								
11/24	W 31-26	Washington	93,099	TEAM	478	2327	4.9	60t	24								
12/01	W 17-15	at Minnesota	66,860	OPPONENTS	310	1222	3.9	36	8								
12/11	L 7-10	at New York Giants	80,874	* RECEIVING													
12/18	W 26-20	Tampa Bay	93,101	Beasley	72	784	10.9	47	5								
12/26	W 42-21	Detroit	92,885	Witten	68	663	9.8	35	3								
01/01		at Philadelphia		Bryant	50	796	15.9	56	8								
		Dal.	Opp.	Williams	41	561	13.7	47	3								
				Elliot	32	363	11.3	83t	1								
TOTAL FIRST DOWNS				343	306	Butler	15	216	14.4	41	3						
Rushing				138	71	Dunbar	13	103	7.9	16	0						
Passing				182	212	Swaim	6	69	11.5	28	0						
Penalty				23	23	Escobar	3	23	7.7	14	1						
3rd Down: Made/Att				75/177	71/183	K. Smith	3	20	6.7	14	0						
3rd Down Pct.				42.4	38.8	Whitehead	2	40	20.0	35	0						
4th Down: Made/Att				8/9	9/13	A. Morris	2	8	4.0	6	0						
4th Down Pct.				88.9	69.2	R. Smith	1	4	4.0	4	0						
POSSESSION AVG.				32:10	27:50	D. McFadden	1	-2	-2.0	-2	0						
TOTAL NET YARDS				5832	5157	TEAM	309	3648	11.8	83t	24						
Avg. Per Game				388.8	343.8	OPPONENTS	398	4131	10.4	67t	23						
Total Plays				957	934	* INTERCEPTIONS											
Avg. Per Play				6.1	5.5	Church	2	14	7.0	14	0						
NET YARDS RUSHING				2327	1222	Claiborne	1	27	27.0	27	0						
Avg. Per Game				155.1	81.5	Heath	1	19	19.0	19	0						
Total Rushes				478	310	Wilcox	1	8	8.0	8	0						
NET YARDS PASSING				3505	3935	B. Jones	1	7	7.0	7	0						
Avg. Per Game				233.7	262.3	A. Brown	1	0	0.0	0	0						
Sacked/Yards Lost				25/143	34/196	Carr	1	0	0.0	0	0						
Gross Yards				3648	4131	Scandrick	1	0	0.0	0	0						
Att./Completions				454/309	590/398	TEAM	9	75	8.3	27	0						
Completion Pct.				68.1	67.5	OPPONENTS	4	29	7.3	29	0						
Had Intercepted				4	9	* PUNTING											
PUNTS/AVERAGE				54/45.7	66/43.2	C. Jones	54	2466	45.7	40.6	4	22	63	0			
NET PUNTING AVG.				54/40.6	66/39.0	TEAM	54	2466	45.7	40.6	4	22	63	0			
PENALTIES/YARDS				100/844	86/723	OPPONENTS	66	2849	43.2	39.0	5	25	65	0			
FUMBLES/BALL LOST				21/9	28/11	* PUNT RETURNS											
TOUCHDOWNS				48	31	Whitehead	22	6	172	7.8	39	0					
Rushing				24	8	Beasley	3	9	3	1.0	3	0					
Passing				24	23	TEAM	25	15	175	7.0	39	0					
Returns				0	0	OPPONENTS	22	16	192	8.7	26	0					
* SCORE BY PERIODS				Q1	Q2	Q3	Q4	OT	PTS	OPPONENTS							
TEAM				89	132	79	102	6	408	* KICKOFF RETURNS							
OPPONENTS				48	82	60	89	0	279	Whitehead	15	354	23.6	33	0		
* SCORING				TD-Ru-Pa-Rt	K-PAT	FG	S	PTS	Dunbar	2	32	16.0	16	0			
Bailey				0	0	0	0	45/45	25/30	0	120	Davis	1	0	0.0	0	0
Elliot				16	15	1	0			0	96	D. McFadden	1	30	30.0	30	0
Bryant				8	0	8	0			0	48	A. Morris	1	12	12.0	12	0
Prescott				6	6	0	0			0	36	R. Smith	1	19	19.0	19	0
Beasley				5	0	5	0			0	30	TEAM	21	447	21.3	33	0
Butler				3	0	3	0			0	18	OPPONENTS	31	710	22.9	53	0
Williams				3	0	3	0			0	18	* FIELD GOALS	1-19	20-29	30-39	40-49	50+
Witten				3	0	3	0			0	18	Bailey	0/0	8/8	8/8	6/8	3/6
A. Morris				2	2	0	0			0	12	TEAM	0/0	8/8	8/8	6/8	3/6
Dunbar				1	1	0	0			0	6	OPPONENTS	0/0	6/6	13/13	3/6	1/4
Escobar				1	0	1	0			0	6	Bailey:	(23G,56G,25G,54G)	(22G,31G)	(49G,47N)	(47N,	
TEAM				48	24	24	0	45/45	25/30	0	408	22G)	(44G,22G,32G)	(38G,23G,49G)	(37G,53G,46G)		
OPPONENTS				31	8	23	0	24/25	23/29	0	279	(30G,21G)	(46G)	(39G)	(55N)	(56N,27G,52N,40G,38G,	
2-Pt Conv: TM 0-2, OPP 0-6																	
SACKS: Mayowa 6, M. Collins 5,				OPP: (36G,29G,22G)(34G)(36G)(50N)(37G,43G,34G)													
T. Crawford 4.5, Irving 4, J. Crawford 2.5,				(30G,55G,34G)(31G,41N)(39G,55N,25G)(46G)(43N,													
T. McClain 2.5, Scandrick 2, (group) 2,				24G,55N,20G)(48G,36G,33G)(39G)(25G,34G)(47N)													
Hitchens 1.5, Thornton 1.5, Durant 1,																	
Lawrence 1, Wilson 0.5, TM 34, OPP 25																	
FUM/LOST: Prescott 9/4, Elliot 5/1,																	
Whitehead 3/1, Bryant 1/1, Frederick 1/0,																	
Williams 1/1, Witten 1/1																	
* PASSING				Att	Cmp	Yds	Cmp%	Yds/Att	TD	TD%	Int	Int%	Long	Sack/Lost	Rating		
Prescott				451	307	3630	68.1	8.05	23	5.1	4	0.9	83t	25/143	105.6		
Beasley				1	0	0	0.0	0.00	0	0.0	0	0.0	0/0	0/0	39.6		
Bryant				1	1	10	100.0	10.00	1	100.0	0	0.0	10t	0/0	147.9		
Sanchez				1	1	8	100.0	8.00	0	0.0	0	0.0	8	0/0	100.0		
TEAM				454	309	3648	68.1	8.04	24	5.3	4	0.9	83t	25/143	106.2		
OPPONENTS				590	398	4131	67.5	7.00	23	3.9	9	1.5	67t	34/196	94.1		

DALLAS COWBOYS DEPTH CHART



2016 UNOFFICIAL DALLAS COWBOYS DEPTH CHART

OFFENSE

WR --	88 Dez Bryant	19 Brice Butler	16 Vince Mayle
LT --	77 Tyron Smith		
LG --	65 Ronald Leary		
C --	72 Travis Frederick	73 Joe Looney	
RG --	70 Zack Martin	63 Emmett Cleary	
RT --	68 Doug Free	63 Emmett Cleary	
TE --	82 Jason Witten	89 Gavin Escobar	
WR --	83 Terrance Williams	11 Cole Beasley	13 Lucky Whitehead
QB --	<u>4 Dak Prescott</u>	9 Tony Romo	3 Mark Sanchez
RB --	<u>21 Ezekiel Elliott</u>	20 Darren McFadden	46 Alfred Morris 25 Lance Dunbar
FB --	41 Keith Smith		

DEFENSE

DE --	98 Tyrone Crawford	75 Ryan Davis	94 Randy Gregory
DT --	<u>96 Maliek Collins</u>	95 David Irving	
DT --	97 Terrell McClain	92 Cedric Thornton	
DE --	58 Jack Crawford	90 DeMarcus Lawrence	93 Benson Mayowa
SLB --	57 Damien Wilson	52 Andrew Gachkar	51 Kyle Wilber
MLB --	59 Anthony Hitchens	53 Mark Nzeocha	
WLE --	50 Sean Lee	56 Justin Durant	
CB --	39 Brandon Carr		
CB --	[24 Morris Claiborne]	23 Leon McFadden	
CB --	32 Orlando Scandrick	<u>30 Anthony Brown</u>	
SS --	42 Barry Church	27 J.J. Wilcox	<u>35 Kavon Frazier</u>
FS --	31 Byron Jones	38 Jeff Heath	

SPECIAL TEAMS

P --	6 Chris Jones		
K --	5 Dan Bailey		
LS --	91 L.P. Ladouceur		
H --	6 Chris Jones		
KOF --	13 Lucky Whitehead	25 Lance Dunbar	46 Alfred Morris
PR --	13 Lucky Whitehead	11 Cole Beasley	


Rookies Underlined [injured players]

JEFFREY LURIE | CHAIRMAN & CEO



In 1994, Jeffrey Lurie purchased the Philadelphia Eagles, launching the most successful run in franchise history.

The Eagles became a perennial contender as the club established a winning tradition by capturing seven NFC East titles, playing in five NFC Championships and making an appearance in Super Bowl XXXIX. This unprecedented run of success compiled a greater overall winning percentage, more playoff appearances (23) and more playoff victories (11) than it had under all previous Eagles ownership groups combined.



While Lurie's teams have thrived on the field, he has also built a successful business and community-oriented organization over the two decades that he has served as Chairman and CEO.

After purchasing the Eagles, Lurie recognized that the organization was in need of a total reconstruction, design and relocation of its office headquarters, practice facility and stadium. He immediately committed to providing the franchise with everything it needed to succeed and constructed two state-of-the-art facilities in South Philadelphia: the NovaCare Complex (2001) and Lincoln Financial Field (2003).

Although Lincoln Financial Field was erected specifically to house its primary tenant, the Philadelphia Eagles, Lurie also created a multi-dimensional event destination that could house a wide variety of events. Fittingly, the first ticketed event at the new stadium was a soccer match between Manchester United and FC Barcelona in August 2003.

Since then, Lincoln Financial Field has continued to evolve with an ever-changing entertainment landscape and underwent a two-year, \$125 million revitalization in 2013. Over the years, the venue has hosted high-profile events including sold-out concerts, national and international soccer matches, the NCAA Lacrosse Championships, the Army-Navy Game, Monster Jam, Temple University football games and more.

Lurie serves on numerous NFL committees, including the Finance Committee, Broadcast Committee, International Committee and the Super Bowl Advisory Committee.

Lurie is also a thoughtful and compassionate philanthropist. Inspired by his younger brother, who is autistic, Lurie and his entire family are devoted to raising both money and awareness for research on the causes of the neurodevelopmental disorder.

One of Lurie's philanthropic endeavors was the creation of the team's non-profit charity, the Eagles Charitable Foundation, that now provides children in the Philadelphia region with greater access to vision care as well as supporting autism research and services.

"Autism is one of the most under-funded conditions in the country, and we need to raise awareness," Lurie has noted. "Those who have autism are wonderful people, usually highly intelligent, sweet and caring. They are often unable to effectively communicate with others. A great deal more research needs to be done."

The Eagles won the coveted 2011 Sports Team of the Year Award by Beyond Sport, a global organization that promotes, develops and funds the use of sport to create positive social change across the world, for its campaigns, "Tackling Breast Cancer" and "Go Green!"

Prior to entering business, Lurie served as an adjunct assistant professor of social policy at Boston University. He earned a B.A. from Clark University, a master's in psychology from Boston University and a Ph.D. in social policy from Brandeis University.

Born on September 8, 1951, Lurie has two children. He is married and resides in the Philadelphia area with his wife, Tina. In his free time, he enjoys traveling, golfing, tennis, movies, music and discovering great restaurants.

BEHIND THE SCENES WITH JEFFREY LURIE



- Favorite Philadelphia restaurants:** Barclay Prime, Nomad, Osteria, Radicchio Café, Tinto, Vernick and Vietnam Restaurant
- Favorite Philadelphia breakfast spot:** Honey's Sit N Eat
- Favorite music:** Ranges from The Doors to Bob Marley to Shakira
- First concert attended:** Beach Boys
- Favorite player growing up:** Bobby Orr
- Favorite TV shows of all-time:** *Hogan's Heroes*, *The Fugitive*, *24*
- Favorite books:** *The Kite Runner*, *Book of Daniel*
- Favorite all-time movies:** *The Great Escape*, *The Godfather Part II*
- Favorite recent movie:** *Silver Linings Playbook*
- Favorite dog breeds:** Bernese Mountain Dog, Wheaten Terrier

LURIE'S LANDMARKS



- Is the winningest owner in Eagles history and has led the franchise longer than any owner in team history (21 years)
- His Eagles teams have played in five NFC Championships, captured seven NFC East titles and made an appearance in Super Bowl XXXIX
- Under his direction, the team has played in 23 playoff games and has won 11 of those contests
- One of Lurie's philanthropic endeavors was the creation of the team's non-profit charitable wing in 1995. For 20 years, Eagles Youth Partnership (EYP) served more than 50,000 at-risk children in the greater Philadelphia region annually with a focus on health and education programming
- In 2015, Lurie oversaw EYP's transition to the Eagles Charitable Foundation that now provides children in the local community with greater access to vision care and autism research and services. Its signature program – the Eagles Eye Mobile – travels to local schools to provide free eye exams and prescription eye glasses to under- and uninsured students
- Under Lurie's direction, the Eagles "Go Green!" program was launched and quickly became a ground-breaking initiative aimed at improving the environment by creating programs that improve the quality of life in the Philadelphia region, green the environment and reduce the team's impact on the region's resources. In 2008, the Eagles received the Ongoing Commitment Award from the Environmental Media Association
- Lurie's Screen Pass Pictures served as executive producers of *Inocente*, which earned an Academy Award for Best Short Documentary in 2013, and the 2010 documentary film *Inside Job*, which earned the Academy Award for Best Documentary Feature
- Lurie is a director of the NLM Family Foundation, which devotes much of its resources to autism research and education, and he also established the Lurie Family Foundation

DON SMOLENSKI | PRESIDENT



Don Smolenski, a longtime leader in the Eagles' front office and a veteran sports executive, was named the club's president in June 2012, capping a steady rise through the executive ranks of the organization. Smolenski was originally hired by the team in 1998 as chief financial officer, was later promoted to senior vice president/chief financial officer and was named the team's chief operating officer in 2010.



As president, Smolenski directs the club's business and strategic efforts, including sales, marketing, communications and operations. He is known for his collaborative, easygoing style, financial acumen and long-term view. He has played a key role in significant projects from the construction of Lincoln Financial Field to the club's internationally recognized environmental and philanthropic programs. He also aided Chairman and CEO Jeffrey Lurie and Executive Vice President of Football Operations Howie Roseman in the team's search for its newest head coach, Doug Pederson.

During his tenure as president, Smolenski has infused energy and creativity throughout the organization with his engaging leadership style. In 2015, he was named to the Most Admired CEOs list by the *Philadelphia Business Journal* and in 2016 the Philadelphia Eagles was named to Philly.com's Top Workplaces list.

When Chairman and CEO Jeffrey Lurie took over the Philadelphia Eagles in 1994, he set out to build a multi-dimensional event venue that housed not only Eagles games, but a variety of entertainment events. In his first year as president, Smolenski spearheaded a two-year, \$125 million Lincoln Financial Field revitalization project that has helped the organization realize Lurie's vision. Over the years, Lincoln Financial Field has hosted high-profile events including sold-out concerts, national and international soccer matches, the NCAA Lacrosse Championships, the Army-Navy Game, Monster Jam and more.

Smolenski plays an important role in the team's environmental initiatives. Because of its Go Green program, the Eagles have emerged as a leader in environmental stewardship in the sports industry. Those efforts include conservation efforts, recycling programs and use of renewable energy including wind and solar.

Smolenski serves as the treasurer of the team's non-profit, charitable wing, the Eagles Charitable Foundation (ECF), a non-profit 501c3 that today provides children in the Philadelphia region with greater access to vision care and provides funds to support autism research and services. Along with serving as treasurer of ECF, Smolenski helped launch the Eagles Care initiative in 2013. The innovative Eagles Care program forges annual, strategic partnerships with five local nonprofits in order to increase the impact of the team's community efforts. The Eagles also host the annual Huddle Up For Autism event at Lincoln Financial Field in partnership

with the Center for Autism Research at The Children's Hospital of Philadelphia.

In addition to his leadership roles within the Eagles organization, Smolenski is also a member of the Greater Philadelphia Chamber of Commerce Board, the FM Global Advisory Board, the Philadelphia Sports Congress, the Panasonic Advisory Board and the Children's Hospital of Philadelphia (CHOP) Foundation Board of Overseers. Smolenski is also the co-chair of the CHOP Corporate Council and is involved with Leadership Philadelphia, a non-profit organization that promotes leadership and community involvement.

Before joining the Eagles, Smolenski served as chief financial officer for the International Hockey League where he oversaw all league financial matters and played an integral role in the expansion of the league. Through the development of expansion models and the analysis of league performance models, Smolenski saw the league grow from 12 to 19 teams.

Smolenski began his career as a public accountant with Arthur Andersen.

An avid athlete and outdoor enthusiast, Smolenski is a triathlete who has also completed the Detroit, Pittsburgh and Boston Marathons. He earned his bachelor of arts degree in biology from Amherst College and a master's degree in accounting from the University of Hartford. Don and his wife, Karen, have two sons, Jake and Shane.

BEHIND THE SCENES WITH SMOLENSKI



Favorite team growing up: Dallas Tornado
Favorite athlete growing up: Kyle Rote, Jr.
Biggest influence on your career: My wife
Favorite music: U2, Police
Favorite TV show of all-time: *The Simpsons*
Favorite movie: *Star Wars*
Favorite app: Philadelphia Eagles mobile app
If I was not in football, I'd be: A race car driver

HOWIE ROSEMAN | EXECUTIVE VICE PRESIDENT OF FOOTBALL OPERATIONS



Howie Roseman, the team's executive vice president of football operations, is in his 17th season in Philadelphia. Roseman previously served as the team's general manager from 2010-14.

In his role, Roseman oversees the team's football operations and scouting departments, sports science department, contract negotiations, salary cap management as well as serves as advisor to chairman and CEO Jeffrey Lurie on NFL strategic matters.



In 2016, Roseman assisted Lurie in the team's search for a new head coach and in the eventual hiring of Kansas City Chiefs offensive coordinator Doug Pederson.

Roseman also bolstered the Eagles scouting department in 2016 with the hiring of Joe Douglas as vice president of player personnel and Andy Weidl as the club's assistant director of player personnel. Douglas and Weidl are both products of the scouting tree of renowned Ravens general manager Ozzie Newsome.

Under Roseman's direction in the 2016 offseason, the Eagles planned and executed the contract extensions of several core players to multi-year contracts, including Fletcher Cox, Vinny Curry, Sam Bradford, Lane Johnson, Zach Ertz, Brent Celek, and Malcolm Jenkins.

In addition, Roseman also initiated two aggressive trades in 2016 that allowed the Eagles to move up from the 13th pick in the first round to the 2nd overall selection and select North Dakota State QB Carson Wentz.

When Roseman was hired in 2010 at the age of 34, he was the youngest person to be named GM in the NFL in the last 30 years.

In his first year as general manager in 2010, Roseman oversaw a major overhaul of the roster, making it one of the youngest in the NFL. That revamped Eagles squad earned an NFC East division championship. In 2014, the Eagles had an NFC-high nine Pro Bowl players.

Roseman's tenacity, creativity and ability to develop and nurture positive relationships in every aspect of his job has played a significant role in Roseman's ascent within the Eagles organization.

After relentlessly pursuing jobs in the front office of an NFL team, Roseman finally got his foot in the door with the Eagles in 2000 as salary cap/staff counsel, and has since worked his way up the ladder.

From 2008-09, Roseman served as the team's vice president of player personnel. In that role, he managed the college scouting staff, organized and ran draft meetings, and scouted the top college prospects throughout the country.

Roseman was elevated to director of football administration in 2003 and to vice president of football administration in 2006. In that role, he worked in the personnel department evaluating players around the NFL and for the draft. He also represented the team to the NFL on contract, salary cap, and player personnel matters.

In 2007, Roseman was invited to participate in the NFL-Stanford Program for managers at the Stanford Graduate School of Business, a program developed by the NFL to promote development of leaders within the league.

Roseman is also active in the Philadelphia-area community, contributing to a variety of initiatives involving military and children. In fact, he was named Honorary Commander for the Joint Base McGuire-Dix-Lakehurst for his continued efforts with the military. His charitable endeavors have benefited the Alex's Lemonade Stand Foundation, the Boys & Girls Clubs of America, USA Football, Pop Warner and Cop Wheels. He is also a member of the Governing Body of the Global Sports Management Summit.

Born in Brooklyn, NY, Roseman earned his bachelor's degree from the University of Florida before earning a JD degree from Fordham Law School. Howie and his wife, Mindy, reside in suburban Philadelphia with their four children.

ROSEMAN'S 2016 OFFSEASON



- **January 18** - Named **Doug Pederson** as head coach
- **January 25** - Signed TE **Zach Ertz** to a five-year contract extension through 2021
- **January 26** - Agreed to terms with TE **Brent Celek** on a three-year contract through 2018
- **January 29** - Agreed to terms with T **Lane Johnson** on a six-year contract through 2021
- **February 2** - Agreed to terms with DE **Vinny Curry** on a five-year contract through 2020
- **February 22** - Agreed to terms with S **Malcolm Jenkins** on a five-year contract through 2020
- **March 1** - Agreed to terms with QB **Sam Bradford** on a two-year contract through 2017
- **March 8** - Signed CB **Leodis McKelvin** to a two-year contract
- **March 9** - Acquired a 2016 1st-round pick (8th overall) from Miami in exchange for LB **Kiko Alonso**, CB **Byron Maxwell** and a 2016 1st-round pick (13th overall) ... Acquired a 4th-round pick in 2016 from Tennessee in exchange for RB **DeMarco Murray** and a 4th-round pick in 2016 ... Agreed to terms with G **Brandon Brooks** on a five-year contract ... Agreed to terms with S **Rodney McLeod** on a five-year contract ... Agreed to terms with CB **Ron Brooks** on a three-year contract
- **March 10** - Signed QB **Chase Daniel** to a three-year contract through 2018 ... Agreed to terms with LB **Nigel Bradham** on a two-year contract
- **March 15** - Agreed to terms with CB **Nolan Carroll** on a one-year contract
- **April 20** - Acquired a 1st-round draft pick (2nd overall) in 2016 and a 4th-round pick in 2017 from Cleveland for a 1st-round draft pick (8th overall), a 3rd-round pick (77th overall) and a 4th-round pick (100th overall) in 2016, a 1st-round pick in 2017 and a 2nd-round pick in 2018
- **April 28** - Selected QB **Carson Wentz** (North Dakota State) in the 1st round (2nd overall)
- **April 29** - Selected G **Isaac Seumalo** (Oregon State) in the 3rd round (79th overall)
- **April 30** - Selected RB **Wendell Smallwood** (West Virginia) in the 5th round (153rd overall), T **Halapoulivaati Vaitai** (TCU) in the 5th round (164th overall), S **Blake Countess** (Auburn) in the 6th round (196th overall), CB **Jalen Mills** (LSU) in the 7th round (233rd overall), DE **Alex McCalister** (Florida) in the 7th round (240th overall), LB **Joe Walker** (Oregon) in the 7th round (251st overall)
- **May 11** - Named **Joe Douglas** as vice president of player personnel and **Andy Weidl** as assistant director of player personnel
- **June 16** - Signed DT **Fletcher Cox** to a six-year contract extension through 2022
- **August 16** - Acquired WR **Dorial Green-Beckham** from the Tennessee Titans in exchange for G/T **Dennis Kelly**
- **August 23** - Signed LB **Stephen Tulloch** to a one-year contract
- **September 3** - Traded QB **Sam Bradford** to Minnesota for a 1st-round draft choice in 2017 and a 4th-round draft choice in 2018

JOE DOUGLAS | VICE PRESIDENT OF PLAYER PERSONNEL



Joe Douglas, who was hired by the Eagles as vice president of player personnel on May 11, 2016, comes to Philadelphia with 16-plus years of NFL scouting experience.

Douglas spent the 2015 season as the director of college scouting for the Chicago Bears after working on the Baltimore Ravens' personnel staff for 16 years (2000-15).

Douglas was instrumental in acquiring a number of key performers for the Ravens, both through the draft and during the undrafted free agent signing period. Some of the players that he had a hand in obtaining included QB Joe Flacco, G Ben Grubbs, LB Pernell McPhee, LB C.J. Mosley, K Justin Tucker, CB Lardarius Webb and G Marshal Yanda. Grubbs, Mosley, Yanda and Tucker have combined for eight Pro Bowls with the Ravens.

"I have known Joe for several years and have admired his work with both the Ravens and the Bears," said Howie Roseman, Eagles executive vice president of football operations. "He is a guy that we had targeted from the outset. I feel that we are very fortunate to have him lead our player personnel department. [Ravens general manager] Ozzie Newsome and [Bears general manager] Ryan Pace spoke very highly of him and his work. He is passionate about football, passionate about scouting and he played a vital role in the success of the Ravens over the last decade."

As a member of the Ravens organization, Douglas held various posts which included serving as the club's national scout (2012-15), Southeast area scout (2009-11), East Coast area scout (2008) and Northeast area scout (2003-07). Douglas was first hired by Baltimore in 2000, where he worked as a player personnel assistant for three years. He was responsible for fall and spring scouting assignments, college workouts and draft visit coordination, managing the team's college video library and assisting the pro personnel department with special teams evaluations of club opponents and unrestricted free agents.

An All-Atlantic 10 selection, Douglas started 45 consecutive games at tackle for the University of Richmond. Following his collegiate playing career, he transitioned into a volunteer assistant coach with the Spiders' football team in 1999.

As an offensive lineman at Lee-Davis High School (Mechanicsville, VA), Douglas was recognized as a two-time all-state honoree.

He and his wife, Shannon, have two daughters, Addison and Leighton, and a son, Thomas.



DOUGLAS' CAREER TIMELINE

1999	Richmond	Volunteer Assistant Coach
2000-02	Baltimore Ravens	Player Personnel Assistant
2003-07	Baltimore Ravens	Northeast Area Scout
2008	Baltimore Ravens	East Coast Area Scout
2009-11	Baltimore Ravens	Southeast Area Scout
2012-15	Baltimore Ravens	National Scout
2015-16	Chicago Bears	Director of College Scouting
2016	Philadelphia Eagles	Vice President of Player Personnel

EAGLES PERSONNEL DEPARTMENT



Joe Douglas, Vice President of Player Personnel
Andy Weidl, Assistant Director of Player Personnel
Dwayne Joseph, Director of Pro Scouting
Anthony Patch, Senior Director of College Scouting
Trey Brown, Director of College Scouting
Mike Bradley, Assistant Director of College Scouting
Joe Pannunzio, Director of Personnel Operations
Chris Shea, Director of Scouting Administration/Personnel Scout
Tom Donahoe, Senior Football Advisor
Marty Barrett, Senior Scout
Rick Mueller, Player Personnel Executive
Alan Wolking, Southeast Area Scout
David Hinson, Midwest Area Scout
Ryan Myers, Pro/College Scout
Ted Williams, Pro Scout
Phil Bhaya, Pro Scout

DOUG PEDERSON | HEAD COACH



Doug Pederson was named head coach of the Philadelphia Eagles on January 18, 2016, following a three-year run as the offensive coordinator of the Kansas City Chiefs.

While with the Chiefs, Pederson helped guide the team to a 31-17 regular-season record, which included a 10-0 stretch to close out the 2015 campaign, and playoff appearances in 2013 and 2015. During Pederson's time in Kansas City, the Chiefs offense ranked first in the NFL in rushing touchdowns (54), third in yards per carry (4.64) and seventh in total rushing yards (6,018).



Under Pederson's direction, the Chiefs excelled at protecting the football and committed the third-fewest turnovers (50) in the NFL since 2013. Over that span, Kansas City's +29 turnover differential ranked third in the league behind only Seattle (+37) and Carolina (+34), while the Chiefs were the only team to boast two seasons with at least a +12 differential (+18 in 2013 and +14 in 2015).

In 2015, Pederson helped the Chiefs rebound from a 1-5 start to win a franchise-record 11 consecutive games, including Kansas City's first playoff victory in 22 years. During the Chiefs' 2015 regular-season winning streak, which began in Week 7, the club ranked tied for first in the NFL in rushing touchdowns (14), fourth in rushing yards per game (143.8) and tied for fifth in points per game (27.8). Limited turnovers helped propel Kansas City's run, as the Chiefs committed just seven total turnovers (four INTs, three fumbles) after Week 6 and finished the 2015 regular season with the second-fewest turnovers in the league (15). Kansas City's offense showed quick-strike ability in 2015, as the Chiefs also ranked third in scoring drives of four plays or less (11 TDs for 75 points).

Kansas City acquired QB Alex Smith via trade in 2013 and the 10-year veteran experienced the most productive stretch of his career under Pederson's tutelage: a three-year span during which he set a Chiefs record for wins by a starting quarterback in his first three years as a starter (30). During his three years in Pederson's offense, Smith notched three consecutive 3,000-yard seasons, threw the second-fewest interceptions among quarterbacks with at least 1,000 attempts (20) and ranked fourth among all quarterbacks with 1,183 rushing yards. Smith's 20 interceptions from 2013-15 marked the lowest three-season total of his career in years that he played more than 10 games.

Before joining Kansas City, Pederson served as the quarterbacks coach in Philadelphia from 2011-12. In his first season as the Eagles quarterbacks coach, Pederson helped QB Michael Vick become the second quarterback in NFL history to top the 3,000-yard passing and 500-yard rushing plateaus in consecutive seasons. That year, under Pederson's direction, Vick set career highs in completions (253) and passing yards (3,303) while throwing the third-most touchdowns of his career (18). Vick's yards through the air, combined with his 589 rushing yards, helped Philadelphia's offense record a then-franchise-record 6,386 net yards (now the second-highest total) and notch a team-record 356 first downs. Additionally, the 2011 Eagles offense ranked second in the league in plays of 10-plus yards (258) and tied for second in plays of 20-plus yards (84).

Pederson began his pro coaching career as an offensive quality control coach with the Eagles in 2009 and served in that capacity through the 2010 season. In his two seasons in that role, the Eagles combined for 868 points and set single-season franchise scoring records in back-to-back years (429 in 2009 and 439 in 2010). The 2010 and 2009 scoring outputs currently rank third and fourth, respectively, in franchise history.

In 2010, Pederson assisted an Eagles offense that recorded a then-franchise-record 6,230 net yards (now fourth), which ranked second in the NFL that season, and a then-franchise-record 439 points, which ranked third in the league. The 2010 Eagles had a propensity for big plays and ranked near the top of the league in plays of 20-plus yards (tied for first, 80), quick-strike touchdown drives (tied for first, 11) and scoring outside of the red zone (second, 139 points).

PEDERSON'S COACHING TIMELINE

2005-08	Calvary Baptist Academy	Head Coach
2009-10	Philadelphia Eagles	Offensive Quality Control
2011-12	Philadelphia Eagles	Quarterbacks
2013-15	Kansas City Chiefs	Offensive Coordinator
2016-	Philadelphia Eagles	Head Coach

PEDERSON'S IMPACT: CHIEFS OFFENSIVE IMPROVEMENT

OFFENSIVE CATEGORY	2012 (Year Prior)	2013 (First Year)	2013-15 (Average)
Scrimmage Yards	5,332	5,617	5,500
Net Passing Yards	2,713	3,340	3,259
Total Points	211	430	396
Scrimmage TDs	17	41	39
Passing TDs	8	24	21
First Downs	286	323	312
Total Turnovers	37	18	17
Interceptions	20	8	7
Passer Rating	63.8	88.6	91.9

During Pederson's first season coaching with the Eagles in 2009, Philadelphia's offense threw for the fifth-most passing yards in Eagles annals (4,089), which at the time ranked second in franchise history.

A 12-year NFL veteran, Pederson played quarterback for the Green Bay Packers, Miami Dolphins, Philadelphia Eagles and Cleveland Browns after originally being drafted by the Carolina Panthers in the 1995 expansion draft. Pederson was coached by three of the most successful coaches in NFL history: Don Shula, Mike Holmgren and Andy Reid. Additionally, Pederson played alongside Pro Bowl quarterbacks Brett Favre, Dan Marino, Donovan McNabb and Jim McMahon.

Pederson served as a backup quarterback for Green Bay from 1995-98 and 2001-04, and was part of Packer teams that won Super Bowl XXXI, two NFC Championships (1996 and 1997) and six division titles. Pederson made eight starts for the Browns in 2000 and logged 1,047 yards and two touchdowns on 117 completions. In 1999, Pederson made nine starts for the Eagles, completing 119 passes for 1,276 yards and seven touchdowns.

In a 1993 contest against the Eagles, Pederson was pressed into duty when Dolphins starter Scott Mitchell left the game with a shoulder injury. In the second half, he helped guide Miami to a 19-14 win that marked Don Shula's 325th career victory.

Pederson attended Northeast Louisiana (now Louisiana Monroe) where he earned four letters and was a three-year starter at quarterback. He finished his college career with 6,445 yards and 33 touchdowns on 571-of-1,032 passing. As a senior, Pederson led the Southland Conference in passing when he completed 205 of 367 passes for 2,282 yards and 10 touchdowns. In 1989, he set a school record with 619 passing yards against Stephen F. Austin. Pederson graduated from Northeast Louisiana with a B.B.A. in business management.

The Bellingham, WA, native (born January 31, 1968) earned three letters each in football, baseball and basketball at Ferndale (WA) H.S., where he was an all-league selection at quarterback, safety and kicker and finished his high school career with 1,880 yards and 19 TDs on 106-of-250 passing.

Pederson and his wife, Jeannie, have three sons: Drew, Josh and Joel. Jeannie played college basketball at Louisiana College.

COACHES CAPSULES



FRANK REICH Offensive Coordinator

1st year in Philadelphia



- Joined the Eagles in 2016 after spending the previous three seasons with the San Diego Chargers. Served as the Chargers quarterbacks coach in 2013 and was promoted to offensive coordinator in 2014
- Helped Chargers QB Philip Rivers achieve one of the finest stretches of his career, guiding the veteran signal caller to three straight 4,000-yard passing seasons and 92 total touchdowns from 2013-15
- During his two seasons as San Diego's offensive coordinator, the Chargers ranked third in the NFL in completions (822), fourth in completion percentage (66.2) and fifth in net passing yards (8,869)
- Entered NFL coaching ranks as a coaching intern with the Colts in 2006. Was elevated to quarterbacks coach in 2009
- A former third-round draft choice of the Buffalo Bills in the 1985 NFL Draft, enjoyed a 14-year NFL playing career. Was a part of Bills teams that went to four-straight Super Bowls (1990-1993)
- Engineered the greatest comeback in NFL history, bringing the Bills back from a 32 point second-half deficit to defeat the Houston Oilers in a 1992 Wild Card game

JIM SCHWARTZ Defensive Coordinator

1st year in Philadelphia



- Hired by the Eagles in 2016. Boasts 22 years of NFL coaching experience
- In 2014, directed a Bills defense that allowed the second-fewest points in the NFL (16.9 ppg), notched a league-high 54 sacks, held opponents to a league-best 33.2 percent third-down conversion rate and allowed the second-lowest cumulative quarterback rating (74.5)
- Served as head coach of the Detroit Lions from 2009-2013. Guided the team to its first playoff berth since 1999 when he coached Detroit to a 10-6 record in 2011
- Spent 10 years with the Tennessee Titans, serving as defensive coordinator from 2001-08. Helped the Titans reach Super Bowl XXXIV and win three division titles
- Coached 7 Pro Bowlers in Tennessee: Keith Bulluck, Kevin Carter, Cortland Finnegan, Albert Haynesworth, Chris Hope, Jevon Kearse and Kyle Vanden Bosch
- Attended Georgetown, where he was a four-year letterwinner at linebacker

DAVE FIPP Special Teams Coordinator

4th year in Philadelphia



- Under his direction in 2015, the Eagles ranked second in the NFL in punt return average (11.4) and Darren Sproles earned his second-straight trip to the Pro Bowl
- In 2014, the Eagles ranked first in the annual *Dallas Morning News* special teams rankings compiled by Rick Gosselin
- Special teams accounted for a franchise-best and NFL-high seven TDs in 2014 and sent 3 players to the Pro Bowl (Sproles, rookie K Cody Parkey, LS Jon Dorenbos)
- Spent 2011-12 with Miami Dolphins as assistant special teams coach. Those units ranked 2nd (2011) and 4th (2012) in Gosselin's rankings
- Served in same capacity for the San Francisco 49ers (2008-10)
- Coached in college for 10 years at San Jose St., Nevada, Cal Poly, Holy Cross and his alma mater, Arizona
- Walked on at Arizona and played from 1994-97 as a safety and special teamer

EUGENE CHUNG Assistant Offensive Line/ Tight Ends/Run Game

3rd year in Philadelphia



- Rejoined Eagles staff in 2016, having previously served as the team's offensive line assistant from 2010-12. Has previously coached with Eagles Head Coach Doug Pederson in both Philly and Kansas City
- Was the assistant offensive line coach for the Chiefs from 2013-15. In those three seasons, the Chiefs ranked first in the NFL with 54 rushing TDs
- Originally a first-round pick of the New England Patriots in 1992 (13th overall), enjoyed a six-year playing career that included stops in New England (1998-99), Jacksonville (1995), Indianapolis (1997), Kansas City (1998-99) and Philly (2000)

PHILLIP DANIELS Defensive Quality Control/ Assistant Defensive Line

1st year in Philadelphia



- Joined the Eagles staff in the 2016 offseason and enters his first year of coaching after a 15-year NFL playing career
- Originally a fourth-round pick of the Seattle Seahawks in 1996, he played for Seattle (1996-99), Chicago (2000-03) and Washington (2004-10). In his career he totaled 512 tackles, 62 sacks, 51 PDs, 15 forced fumbles and 12 fumble recoveries

JOHN DeFILIPPO Quarterbacks

1st year in Philadelphia



- Hired by the Eagles in the 2016 offseason after spending the 2015 season as offensive coordinator for the Cleveland Browns
- Prior to joining the Browns, served as the quarterbacks coach of the Oakland Raiders from 2012-14 and helped develop Raiders rookie QB Derek Carr in 2014. Under his direction, Carr led all rookies in completions (348), passing yards (3,270) and passing touchdowns (21)
- As former quarterback himself, he starred at Radnor (PA) High School while his father, Gene, served as the athletic director at Villanova from 1993-97
- Played collegiately at James Madison

JOE D'ORAZIO Offensive Quality Control/ Assistant Wide Receivers

1st year in Philadelphia



- Joined the Eagles coaching staff in the 2016 offseason after coaching the tight ends at Columbia University in 2015. Also coached the tight ends at the University of Chicago in 2011 and served as a defensive grad assistant at Utah in 2012
- Was a senior assistant with the Kansas City Chiefs from 2013-14 and served as a training camp operations intern for the Eagles in 2010
- Played center at the University of Pennsylvania where he was named first-team All-Ivy twice and served as a captain as a senior in 2010
- A native of Bryn Mawr, PA, he starred at St. Joseph's Prep in Philadelphia

KEN FLAJOLE Linebackers

1st year in Philadelphia



- Boasts 17 years of NFL coaching experience and enters his first season with the Eagles
- Has coached every defensive position in his 38-year coaching career and most recently coaching the ILBs for the Cleveland Browns in 2013
- Served as the St. Louis Rams' defensive coordinator from 2009-2011 and coached the Carolina Panthers LBs from 2003-08
- Spent 21 years coaching in the college ranks prior to entering the NFL in 1998 with the Green Bay Packers
- Played college football at Pacific Lutheran and Wenatchee Valley CC

COACHES CAPSULES



MATTHEW HARPER Assistant Special Teams

4th year in Philadelphia



- Enters his fourth year in Philadelphia and returns as the team's assistant special teams coach, a position he held from 2013-14 before transitioning to assistant defensive backs coach in 2015
- In 2014, the Eagles ranked first in Rick Gosselin's annual *Dallas Morning News* special teams ranking
- Worked as a coaching intern and graduate assistant at Oregon from 2009-12
- Played two seasons as a safety at Oregon (2006-07) after transferring from the City College of San Francisco
- Son of two-time Nebraska All-America DE and 11-year NFL vet Willie Harper

TIM HAUCK Safeties

1st year in Philadelphia



- Begins his first season on the Eagles coaching staff, but previously played for Philadelphia as a safety from 1999-2002
- Served as the defensive coordinator and CBs coach for UNLV from 2013-14
- Enjoyed a 13-year NFL playing career and appeared in 183 regular-season games. Totaled 357 tackles, 16 PDs, six FFs and four FRs. Also excelled on special teams and logged 162 career tackles
- Played in 51 games for the Eagles and logged 158 tackles on defense and 47 tackles on special teams. Started alongside Brian Dawkins in 1999 and finished second on the team with 122 tackles
- Was a two-time first-team All-American safety at Montana

GREG LEWIS Wide Receivers

1st year in Philadelphia



- Hired in the 2016 offseason, the former Eagles wide receiver returns to Philadelphia to coach the position that he played for the Birds from 2003-08
- Served as an offensive assistant with the New Orleans Saints in 2015 after coaching WRs in the college ranks for three years
- Originally entered the NFL in 2003 with the Eagles as an undrafted player out of the University of Illinois
- Recorded 136 catches for 1,879 yards and eight TDs in Philadelphia and helped the Eagles reach four NFC Championship Games. Caught a 30-yard TD from QB Donovan McNabb in Super Bowl XXXIX

JUSTIN PELLE Tight Ends

4th year in Philadelphia



- Enters his second season as tight ends coach after spending 2013-14 as the Eagles assistant tight ends coach
- In 2015, helped Zach Ertz set career highs in catches (75) and receiving yards (853)
- Played TE for 10 seasons in NFL with San Diego, Miami, Atlanta and San Francisco. Caught 123 passes and 12 TDs
- Drafted in 4th round in 2002 by Chargers from Oregon, where he finished with 70 career catches and 14 scores and was a four-time All-Pac 10 Academic selection

DUCE STALEY Running Backs

6th year in Philadelphia



- Worked with RBs DeMarco Murray and Ryan Mathews in 2015, helping the duo become the first Eagles teammates to notch six-or-more rushing TDs in a season since 2003. Also helped Mathews rank 4th in the NFL in yards per carry (5.08)
- In 2013, helped All-Pro RB LeSean McCoy become the first Eagle to lead the NFL in rushing and scrimmage yards since 1947
- Worked first two seasons in Philadelphia as an assistant special teams coach, while helping with the running backs
- Gained 5,785 yards during his 10-year NFL career with Philadelphia (1997-2003) and Pittsburgh (2004-06)
- A third-round pick of Eagles in 1997, ranks 5th on team's all-time rushing list. Is one of three Eagles to top 200 yards rushing in a game (Steve Van Buren and McCoy)
- Won a Super Bowl with Pittsburgh in 2005
- His Eagle teammates voted him offensive MVP three times (1998, 1999, and 2002)

JEFF STOUTLAND Offensive Line

4th year in Philadelphia



- In his three seasons with the Eagles, has coached three Pro Bowl players: Jason Peters, Jason Kelce and Evan Mathis
- Coached one of the best offensive lines in the nation at Alabama from 2011-12, including 2013 draft picks Chance Warmack, D.J. Fluker and Barrett Jones
- Helped Crimson Tide to a National Championship victory over Notre Dame in 2012
- Also coached successful offensive lines at Miami, FL (2007-10), Michigan St. (2000-06), Syracuse (1999) and Cornell (1993-96)

PRESS TAYLOR Offensive Quality Control/ Assistant Quarterbacks

4th year in Philadelphia



- Enters his fourth season in Philadelphia with the added responsibility of assistant QBs coach after serving as an offensive quality control coach from 2013-15
- Brother, Zac, is the offensive coordinator/QBs coach at the University of Cincinnati
- Spent two years as a reserve QB at Marshall after transferring from Butler Community College, where he led school to two JUCO championships (2007-08)

CORY UNDLIN Defensive Backs

2nd year in Philadelphia



- A 13-year NFL coaching vet, enters his second season in Philly as DBs coach
- In his first year with the Eagles, S Malcolm Jenkins earned his first career trip to the Pro Bowl. Also helped former Eagles DB Walter Thurmond make a transition from CB to S. Helped the Birds rank 10th in the NFL in takeaways (26) and INTs (15)
- Spent three years with the Denver Broncos prior to arriving in Philadelphia and worked with three Pro Bowl DBs in 2014 - Aqib Talib, Chris Harris Jr., and T.J. Ward
- Also had NFL coaching stints in Jacksonville, Cleveland and New England

DINO VASSO Defensive Quality Control/ Assistant Secondary

1st year in Philadelphia



- Enters first season with the Eagles after serving as a coaching assistant with the Kansas City Chiefs (2013-15). Worked primarily with the secondary in Kansas City
- A four-year DB at the University of New Hampshire, he started 51 consecutive games and earned 1st-team AFCA All-American honors as a senior (2010)
- A native of Crum Lynne, PA, lettered in football at Ridley H.S. in Folsom, PA

CHRIS WILSON Defensive Line

1st year in Philadelphia



- Enters his first NFL season after coaching 23 years in the college ranks. Held positions at Missouri, USC, Georgia, Mississippi State and Oklahoma among others
- Coached Jets DE Leonard Williams at USC and worked closely with Eagles Pro Bowl DT Fletcher Cox at Mississippi State
- Played collegiately at Oklahoma where he recorded 303 tackles. Was a 12th-round draft pick of the Chicago Bears in 1992

**Height:** 6-0**Weight:** 198**Date Of Birth:** May 24, 1993**Hometown:** Tampa, FL**HS:** Berkeley Prep (Tampa, FL)**College:** USC**NFL Experience:** 2nd Year**Draft Pick:** D1-15 (20th overall)

by Philadelphia

VITALS



USC SINGLE-SEASON RANKINGS

RECEPTIONS

1. Marqise Lee, 2012 118
2. Robert Woods, 2011 111
3. Nelson Agholor, 2014 104
4. Keyshawn Johnson, 1995 102
5. Mike Williams, 2003 95

THREE-STEP DROP

If he could be any superhero: The Flash**First job:** Cashier at PDQ**Pregame Ritual:** Calls his mom on the phone to pray with her**If he could play another sport, what position/team:** PG, N.Y. Knicks**Hobbies:** Cooking. "My best meal is yellow rice, pork chops and plantains"**Bucket list:** Buy his parents a home in Nigeria. "They are from Nigeria and I want to help them go back there"**Best player he has faced:** "Patrick Peterson is a great competitor"**Favorite throwback jerseys:** Michael Jordan, H.S; Reggie Bush, USC; Charlie Ward, FSU**Favorite books:** *Things Fall Apart* by Chinua Achebe, *Oh, the Places You'll Go* by Dr. Seuss**Favorite quote:** "The will to win is important, but the will to prepare is vital"

A first-round pick of the Eagles in the 2015 NFL Draft, Nelson Agholor started 12 of the 13 games in which he played as a rookie. He finished his collegiate career at USC with 179 catches for 2,571 yards and 20 TDs in 40 games (30 starts). Also a dangerous weapon on special teams, Agholor set a school record with four punt return touchdowns.

2016 HIGHLIGHTS

- Led the team with 47 yards on 2 receptions, including a 40-yard TD in the second quarter that gave the Eagles their largest lead of the game, 21-6, vs. NYG (12/22)
- Totaled a career-high-tying 4 receptions for 23 yards at Cin. (12/4). Has registered 4 receptions on four occasions in 2016
- Posted 4 catches for 41 yards at NYG (11/6)
- Had four catches for 42 yards at Chi. (9/19). Recorded 4 receptions for 40-plus yards in back-to-back games to open the season
- Caught a 35-yard TD pass from Carson Wentz in the third quarter of the Eagles' 29-10 opening day win against the Browns (9/11). Finished with 57 yards and one TD on 4 receptions

PERSONAL

- Attended Berkeley Prep High School in Tampa, Florida, earning All-America honors from many sources including *Super Prep* as a senior running back, wide receiver, cornerback and safety
- In his career, notched 4,732 rushing yards, 921 receiving yards, 12 interceptions and eight kickoff return touchdowns
- As a senior in 2011, accumulated 212 carries for 1,983 yards and 28 TDs and 10 receptions for 117 yards and two touchdowns. Also racked up 35 tackles and three interceptions on defense while returning eight punts for a 32.0-yard average
- As a junior in 2010, he had 1,440 yards on offense, three INTs on defense and 323 return yards
- As a sophomore in 2009, he made All-State as he ran for 970 yards with 15 TDs and had 14 receptions for 239 yards with three TDs on offense and 31 tackles and four interceptions on defense
- As a 2008 freshman, totaled 1,400 all-purpose yards and five interceptions
- Also played basketball at Berkeley, where he averaged 12.8 points, 4.8 rebounds, 4.3 assists and 2.3 steals as a senior
- Was a communication major at USC
- Born in Nigeria and moved to the United States when he was 5 years old
- Son of Felix and Caroline, is the fourth of five children. Felix played high-level soccer in Nigeria
- Twitter: @nelsonagholor; Instagram: @nelsonagholor15



AGHOLOR'S CAREER STATISTICS

Year	Team	GP/GS	RECEIVING					OFF SNAPS	
			No	Yds	Avg	Lg	TD	No	Pct
2015	Philadelphia	13/12	23	283	12.3	53t	1	671	58%
2016	Philadelphia	14/13	36	365	10.1	40t	2	877	83%
Totals		27/25	59	648	11.0	53t	3	---	---

ADDITIONAL CAREER STATISTICS

Fumbles/Lost: (2/1) - 2015 (1/1); 2016 (1/0)

CAREER HIGHS

Receptions	4	4x, last: 12/4/16 at Cin.
Yards	64	10/4/15 at Was.
Long	53t	12/13/15 vs. Buf.

2015 HIGHLIGHTS

- Scored his first NFL touchdown on a 53-yard pass from QB Sam Bradford to give the Eagles a 14-7 second-quarter lead in a 23-20 win vs. Buf. (12/13). His 53-yarder marked the longest touchdown reception by an Eagles rookie since WR Hank Baskett recorded touchdowns of 89 and 87 yards in 2006
- Snagged a one-handed, 45-yard reception from Bradford in the second quarter at Was. (10/4)
- Started the first game of his NFL career when the Eagles opened in a three-WR set at Atl. (9/14) and made his first NFL reception

COLLEGE HIGHLIGHTS

- Compiled 3,572 all-purpose yards and 24 TDs in his career and became just the 12th Trojan to notch 2,000 receiving yards
- Totaled 540 yards on 37 punt returns (14.6 average) and set a school record with four punt return touchdowns. Also recorded 24 kickoff returns for 443 yards (18.5 average)
- Finished eighth on the USC career receptions list (179) and seventh on the career punt return yardage chart (540), becoming the only Trojan to rank among USC's career Top-8 receivers and Top-7 punt returners
- Accumulated eight 100-yard receiving games in his career, including two 200-yard performances, which is tied for the most ever by a Trojan receiver
- Started all 13 games as a junior in 2014 and led the team with 104 receptions, 1,313 yards and 12 receiving TDs (all career highs)
- Added 19 punt returns for 197 yards (10.4 average) and two TDs and nine kickoff returns for 147 yards
- Earned *Associated Press* third-team All-America honors and first-team All-Pac-12 honors while finishing as one of 10 semi-finalists for the Biletnikoff Award for the nation's top wide receiver. Also won USC's Offensive Perimeter Player of the Year Award
- His 200-yard receiving games vs. Washington State and California in 2014 not only was the first time in a season that a Trojan has had a pair of 200-yard games, but was the first time in USC history that a receiver has had consecutive 200-yard outings
- His 104 receptions in 2014 rank third on USC's all-time single-season list and sixth in Pac-12
- As a sophomore in 2013, started all 14 games and racked up 56 receptions for 918 yards and six touchdowns. Also added 18

2016 GAME-BY-GAME STATISTICS

Date	Opp	W/L	GP/GS	RECEIVING					SNAPS	
				No	Yds	Avg	Lg	TD	No	Pct
Sep 11	Cle	W	1/1	4	57	14.3	35t	1	67	87%
Sep 19	at Chi	W	1/1	4	42	10.5	18	0	56	78%
Sep 25	Pit	W	1/1	3	21	7.0	11	0	52	82%
Oct 9	at Det	L	1/1	2	27	13.5	18	0	48	79%
Oct 16	at Was	L	1/0	3	34	11.3	18	0	42	81%
Oct 23	Min	W	1/1	2	10	5.0	6	0	43	74%
Oct 30	at Dal	L	1/1	3	25	8.3	11	0	71	91%
Nov 6	at NYG	L	1/1	4	41	10.3	23	0	69	92%
Nov 13	Atl	W	1/1	2	7	3.5	4	0	72	91%
Nov 20	at Sea	L	1/1	0	0	---	--	0	70	88%
Nov 28	GB	L	0/0	INACTIVE						
Dec 4	at Cin	L	1/1	4	23	5.8	8	0	80	100%
Dec 11	Was	L	1/1	2	22	11.0	13	0	68	87%
Dec 18	at Bal	L	1/1	1	9	9.0	9	0	85	98%
Dec 22	NYG	W	1/1	2	47	23.5	40t	1	54	96%
Jan 1	Dal									
Totals			14/13	36	365	10.1	40t	2	877	83%

2015 GAME-BY-GAME STATISTICS

Date	Opp	W/L	GP/GS	RECEIVING					SNAPS	
				No	Yds	Avg	Lg	TD	No	Pct
Sep 14	at Atl	L	1/1	1	5	5.0	5	0	59	80%
Sep 20	Dal	L	1/1	3	31	10.3	12	0	47	76%
Sep 27	at NYJ	W	1/1	0	0	---	--	0	68	93%
Oct 4	at Was	L	1/1	3	64	21.3	45	0	54	96%
Oct 11	NO	W	1/1	1	5	5.0	5	0	34	40%
Oct 19	NYG	W	0/0	INACTIVE (ANKLE)						
Oct 25	at Car	L	0/0	INACTIVE (ANKLE)						
Nov 8	at Dal	W	0/0	INACTIVE (ANKLE)						
Nov 15	Mia	L	1/0	3	32	10.7	21	0	53	55%
Nov 22	TB	L	1/1	3	11	3.7	7	0	54	76%
Nov 26	at Det	L	1/1	2	15	7.5	12	0	39	66%
Dec 6	at NE	W	1/1	0	0	---	--	0	33	54%
Dec 13	Buf	W	1/1	3	62	20.7	53t	1	59	77%
Dec 20	Ari	L	1/1	0	0	---	--	0	57	89%
Dec 26	Was	L	1/1	2	35	17.5	18	0	68	84%
Jan 3	at NYG	W	1/1	2	23	11.5	16	0	46	70%
Totals			13/12	23	283	12.3	53t	1	671	58%

punt returns for 343 yards and two touchdowns, and 10 kickoff returns for 175 yards

- His 19.1 average on punt returns was a USC season record and ranked second nationally
- Made the 2013 All-Pac-12 second team as a return specialist and was an honorable-mention selection as a wide receiver
- Won USC's Offensive Perimeter Player of the Year Award and John McKay Award for competitive spirit



Height: 6-3

Weight: 327

Date Of Birth: November 14, 1991

Hometown: Minnetonka, MN

HS: Minnetonka

College: Wisconsin

NFL Experience: 3rd Year

Draft Pick: D7-14 (224th overall)

by Philadelphia

VITALS

DID YOU KNOW?

In 2016, Allen became the first Eagle since 2008 (Dan Klecko) to play on both sides of the football in the same game. Allen played 17 snaps as a defensive tackle and four as a fullback vs. Cleveland on opening day (9/11)

THREE-STEP DROP

In any other sport, what position would you play and what team:

Enforcer/left winger for the Philadelphia Flyers

First jersey owned: Brett Favre, Green Bay Packers

Biggest Pet Peeve: When people with read receipts don't text you back

Favorite meal: Mom's Porcupine Meatballs (meatballs with rice inside)

Favorite book: *Lonesome Dove* by Larry McMurtry

Favorite athlete to watch now: Legendary Angler Roland Martin

Three favorite throwback jerseys: Reggie White, Eagles; Reggie White, Packers; one of the Hanson Brothers, Charlestown Chiefs (*Slap Shot*)

"For how big he is, he has very, very good feet. He's quick; he's very strong. He has a lot of raw ability that you like to see in a defensive tackle."

- Eagles Center Jason Kelce

A seventh-round pick of the Eagles from Wisconsin in 2014, Beau Allen contributed as a member of the defensive line rotation in all 32 games of his first two NFL seasons. Allen, who never missed a game in college, finished his Badger career with 94 tackles and eight sacks en route to becoming a two-time All-Big Ten honorable mention selection (2012-13).

BIRDSEED

- Claims his football career was most influenced by his position coach at Wisconsin, Charlie Partridge, now the head coach at Florida Atlantic. "I thought he was a great coach and I had a lot of respect for him and the way he went about his business. I think he taught us the right way"
- In the 2016 offseason, Beau starred in a commercial for Bob's Discount Furniture along with the company's co-founder Bob Kaufman (pictured below). The store now offers a recliner named after the defensive tackle called "The Allen"



PERSONAL

- Has a Vizsla dog named Penny (short for Penelope Anne Lumpkins, Jr. Allen III)
- Nicknamed "The Polar Bear" at Wisconsin, due to his size and northern heritage
- Son of Matt and Susie Allen. Matt is a senior vice president of sales for Elizabeth Arden and Susie is a registered nurse. Matt also was the varsity spirit squad captain at Wisconsin. His brother, Jack, works in finance in New York City, and his sister, Grace, will be attending University of Wisconsin this fall after winning the state basketball championship as a senior at Minnetonka High School
- Grandfather, Fred T. Westphal, was an All-American swimmer at Wisconsin (1956-59). Uncle, John Westphal, played football for the Badgers (1980-81)
- An all-state selection by the *Associated Press* as a senior at Minnetonka HS with a team-best 89 tackles, seven sacks, three forced fumbles, two blocked field goals and one blocked punt
- Also played hockey, lacrosse and participated in track and field in high school. Was a member of the 2009 Minnesota state champion lacrosse team



ALLEN'S CAREER STATISTICS

Year	Team	GP/GS	TACKLES					PASS DEFENSE					FUMBLES			DEF SNAPS	
			Total	Solo	Asst	TFL	Sacks	Int	Yards	Lg	TD	KD	FF	FR	Yards	Played	Pct
2014	Philadelphia	16/0	15	8	7	0	0.5	0	0	--	0	0	0	0	0	195	17%
2015	Philadelphia	16/2	31	19	12	1	0.0	0	0	--	0	1	0	0	343	28%	
2016	Philadelphia	15/3	30	17	13	3	0.5	0	0	--	0	0	0	1	396	41%	
Totals		47/5	76	44	32	4	1.0	0	0	--	0	1	0	1	---	---	

- Began playing football in 7th grade as a two-way lineman and tight end for the Minnetonka Skippers
- Was a four-time Outstanding Academic Achievement Award honoree for football
- Grew up a fan of the Green Bay Packers, Brett Favre, Mike Modano, Tiger Woods and Mike Alstott
- Hobbies include fishing, water sports, reading and playing video games
- His first job was at a pizza and pasta restaurant in Minnesota named Detello's. "It was a place right by my house. It's a mom-and-pop shop that we went to all the time growing up, so I worked there. Every time I go home, I go back there"
- Majored in management in college
- Twitter: @Beau_Allen; Instagram: beau_allen

2016 HIGHLIGHTS

- Posted a half-sack of Joe Flacco at Bal. (12/18)
- Started in place of Bennie Logan vs. Min. (10/23) and recorded three tackles, two QB pressures, and his first career fumble recovery
- Played 17 snaps as a DT and four as a FB vs. Cle. (9/11) and served as a lead blocker on a 1-yd. TD run by Ryan Mathews

NOSE FOR THE BALL AND A GUITAR

Allen played bass guitar from 7th through 9th grade for a band called THE UNZIPPED. Recalled Allen, "We were the undisputed winners of our 8th grade talent show at Minnetonka Middle School. We played classic rock like Led Zeppelin and Van Halen."



TRADITION ... ALL SEVEN LAYERS OF IT



Allen is really proud of his family tradition of having a seven-layer jello at every holiday meal. "I can't even describe how big a deal this is in our family. My mother makes it and we don't even wait for dessert to eat it. It's an appetizer."

2016 GAME-BY-GAME STATISTICS

Date	Opp	W/L	GP/GS	S	A	TT	Sac	Hur	KD	FF	FR	Snaps	Pct
Sep 11	Cle	W	1/0	0	1	1	0.0	0	0	0	0	17	33%
Sep 19	at Chi	W	1/0	2	0	2	0.0	0	0	0	0	11	21%
Sep 25	Pit	W	1/0	0	0	0	0.0	0	0	0	0	17	28%
Oct 9	at Det	L	1/0	0	1	1	0.0	0	0	0	0	8	13%
Oct 16	at Was	L	1/0	2	1	3	0.0	0	0	0	0	43	58%
Oct 23	Min	W	1/1	2	1	3	0.0	3	0	0	1	51	67%
Oct 30	at Dal	L	1/1	1	0	1	0.0	0	0	0	0	54	69%
Nov 6	at NYG	L	1/1	3	2	5	0.0	0	0	0	0	49	77%
Nov 13	Atl	W	1/0	0	0	0	0.0	0	0	0	0	9	18%
Nov 20	at Sea	L	1/0	0	1	1	0.0	1	0	0	0	24	36%
Nov 28	GB	L	1/0	1	1	2	0.0	0	0	0	0	25	35%
Dec 4	at Cin	L	1/0	0	2	2	0.0	0	0	0	0	22	34%
Dec 11	Was	L	1/0	1	1	2	0.0	0	0	0	0	15	31%
Dec 18	at Bal	L	1/0	3	1	4	0.5	1	0	0	0	22	38%
Dec 22	NYG	W	1/0	2	1	3	0.0	2	0	0	0	29	33%
Jan 1	Dal												
Totals			15/3	17	13	30	0.5	7	0	0	1	396	41%

2015 GAME-BY-GAME STATISTICS

Date	Opp	W/L	GP/GS	S	A	TT	Sac	Hur	KD	FF	FR	Snaps	Pct
Sep 14	at Atl	L	1/0	2	0	2	0.0	0	0	0	0	12	16%
Sep 20	Dal	L	1/0	0	2	2	0.0	0	0	0	0	19	22%
Sep 27	at NYJ	W	1/0	0	1	1	0.0	0	0	0	0	28	35%
Oct 4	at Was	L	1/0	3	3	6	0.0	0	1	0	0	54	64%
Oct 11	NO	W	1/0	1	0	1	0.0	0	0	0	0	21	30%
Oct 19	NYG	W	1/0	1	0	1	0.0	0	0	0	0	11	16%
Oct 25	at Car	L	1/0	0	0	0	0.0	0	0	0	0	15	25%
Nov 8	at Dal	W	1/0	1	1	2	0.0	0	0	0	0	9	12%
Nov 15	Mia	L	1/0	0	0	0	0.0	0	0	0	0	8	12%
Nov 22	TB	L	1/0	0	0	0	0.0	0	0	0	0	16	21%
Nov 26	at Det	L	1/0	1	1	2	0.0	0	0	0	0	21	29%
Dec 6	at NE	W	1/0	1	0	1	0.0	2	0	0	0	15	17%
Dec 13	Buf	W	1/0	1	0	1	0.0	0	0	0	0	18	24%
Dec 20	Ari	L	1/0	1	1	2	0.0	0	0	0	0	19	25%
Dec 26	Was	L	1/1	3	1	4	0.0	0	0	0	0	38	51%
Jan 3	at NYG	W	1/1	4	2	6	0.0	0	0	0	0	39	46%
Totals			16/2	19	12	31	0.0	2	1	0	0	343	28%

CAREER HIGHS

Tackles	6	[2x - 1/3/16 at NYG]
Sacks	0.5	[11/2/14 at Hou.]



Height: 6-2
Weight: 311
Date Of Birth: June 21, 1991
Hometown: Ontario, CA
HS: Colony (Fontana, CA)
College: Oregon State
NFL Experience: 2nd Year
Acquired: RFA (2014)

VITALS

THREE-STEP DROP

In any other sport, what position would you play and what team:

1st baseman for the San Francisco Giants

Three favorite throwback jerseys: Shaquille O'Neal, Magic, Michael

Jordan, Bulls; Nick Van Exel, Lakers

First job: Host at Denny's

Biggest Pet Peeve: Dirty dishes

Favorite movies: Life, Ironman 1-3, Friday

Talent he'd most like to have: Play the piano

Favorite TV shows: Breaking Bad, Law & Order

Favorite Halloween costume as a kid: Jason the Red Power Ranger

A three-year starter at Oregon State, Josh Andrews spent his rookie season on the practice squad after being signed as a rookie free agent in 2014. Andrews started 25 consecutive games during his junior and senior campaigns. He earned first-team All-Mt. Baldy League accolades three times at Colony High School.

BIRDSEED

- Would be a parole officer if he were not playing football. Said Andrews, "My friend's father is a cop and my major in college [sociology] really enlightened me on all the different aspects of life. There are so many people that need direction and I would like to be that person to set them on the right path."

PERSONAL

- Enjoys playing video games in his spare time, specifically *Madden*, *NBA 2K*, *NCAA Football* and *Call of Duty*
- Favorite sports moment was winning the Hawai'i Bowl as a senior at Oregon State
- A big fan of RB Ricky Williams growing up, followed the Miami Dolphins and the San Francisco 49ers
- Lists former Oregon State teammate Stephen Paea as the best player he has ever lined up against
- A three-time first-team All-Mt. Baldy League selection at Colony High School, Andrews helped lead the school to a CIF-Central Division title as a senior, playing on both the offensive and defensive lines
- Also played basketball in high school
- Participated in the "Beavers Without Borders" trip to Ethiopia in the summer of 2012, where he helped build two houses for underprivileged families
- Son of Nate and Tanya Smith and has two siblings, Darrell and Devin
- His mother, Tanya, a respiratory therapist, has been the biggest influence on his life. "She was a single parent and had to do a lot of sacrificing for my brothers and I. She had to be both the mother and father in our household. I'm thankful for everything she has done for us."
- Twitter handle: @juiceman621
- His cousin, Daniel Drayton, played safety for Oregon State from 2004-07
- Graduated with a degree in sociology

COLLEGE HIGHLIGHTS

- Started 32 career games, including 30 in a row, for the Beavers
- As a senior in 2013, started all 13 games at left guard and was one of only two Oregon State o-line-men to start every game
- Started all 12 games at left guard as a junior in 2012

ANDREWS' CAREER SERVICE

Regular Season		
Year	Team	GP/GS
2015	Philadelphia	13/0
2016	Philadelphia	3/0
Totals		16/0

VITALS
Height: 6-4
Weight: 310
Date Of Birth: June 22, 1984
Hometown: Granby, MO
HS: East Newton (Granby, MO)
College: Missouri Southern State
NFL Experience: 9th Year
Acquired: FA 2013
Draft Pick: D4-07 (119th overall)
 by Green Bay

MISSOURI SOUTHERN IN THE NFL

Player (1st Year)	Last Team
Brandon Williams, 2013	Ravens
Allen Barbre, 2007	Eagles
Richard Jordan, 1997	Lions
James Thrash, 1997	Redskins
Rod Smith, 1994	Broncos
Mike Loyd, 1979	StL Cardinals
Terry Joyce, 1976	StL Cardinals

COLLEGE ACCOLADES

2006: AFCA 1st-team All-American
 AP 1st-team All-American
 Football Gazette 1st-team All-American
 1st-team All-Conference
 1st-team All-District/All-Region
2005: 1st-team All-Conference

THREE-STEP DROP

Talent he'd most like to have: Ability to fly
If he could play another sport what team/position: Professional hunter
Player he models his game after: "I really look up to and appreciate the opportunity to play with Jason Peters."
First jersey: Michael Jordan, Chicago Bulls
First job: Hauling hay in the summer at a local farm
Hobbies: Spending time with his family, working on old cars, hunting, shed hunting with his dog Remy and Morel mushroom hunting
Favorite Philly restaurant: Del Friscos
Favorite TV shows: *Gold Rush* and *Street Outlaws*



Allen Barbre (pronounced BAR-ber) joined the Eagles in 2013 and emerged as a starter in his third season in Philadelphia, opening all 16 games at left guard in 2015. A former fourth-round draft pick of the Packers in 2007, Barbre was a four-year starter at Missouri Southern State. Barbre signed a three-year contract extension during the 2014 offseason.

2016 HIGHLIGHTS

- Started at RT vs. GB (11/28), at Cin. (12/4) and vs. Was. (12/11) in place of injured starter Halapoulivaati Vaitai
- Returned to the starting lineup in Week 11 at Sea. (11/20) after missing the previous two contests due to a hamstring injury. Opened the game at LG and moved to RT late in the fourth quarter when starter Halapoulivaati Vaitai left with an injury
- Made a touchdown-saving tackle in the team's Week 7 win vs. Min. (10/23). Following a first-quarter interception by Eagles QB Carson Wentz, tackled Vikings S Andrew Sendejo at the Philadelphia 2-yard line to keep Minnesota out of the end zone. Three plays later, Eagles S Rodney McLeod intercepted Vikings QB Sam Bradford in the end zone to keep Minnesota off the board

INJURY REPORT

- Re-injured his hamstring in the first half vs. NYG (12/22) and did not return to the game
- Inactive at Bal. (12/18) with a hamstring injury
- Injured his hamstring vs. Was. (12/11) and did not return to the game
- Was inactive at NYG (11/6) and vs. Atl. (11/13) due to a hamstring injury suffered at Dal. (10/30)
- Sustained a hamstring injury in the first quarter at Dal. (10/30) and did not return to the game

BIRDSEED

- In September 2016, Barbre was inducted into the Missouri Southern Athletics Hall of Fame. As a senior in 2006, he was named a consensus All-American, All-MIAA and All-Region first-team selection as a senior in 2006
- Became the highest drafted player ever from Missouri Southern State when he was drafted by the Packers in the fourth round of the 2007 NFL Draft (119th overall selection)

BARBRE'S CAREER SERVICE

Regular Season			Playoffs		
Year	Team	GP/GS	Year	Team	GP/GS
2007	Green Bay	7/0	2007	Green Bay	2/0
2008	Green Bay	8/0	2013	Philadelphia	1/0
2009	Green Bay	10/7	Totals		3/0
2010	Seattle	3/0	Starts by position: 2009: 7 at RT; 2014: 1 at RT; 2015: 16 at LG; 2016: 9 at LG, 3 at RT		
	Miami	0/0			
2011	Seattle	4/0	First NFL game: 9/23/07 vs. SD		
2013	Philadelphia	15/0	First NFL start: 9/13/09 vs. Chi.		
2014	Philadelphia	1/1			
2015	Philadelphia	16/16			
2016	Philadelphia	12/12			
Totals		76/36			



VITALS
Height: 5-9
Weight: 195
Date Of Birth: April 28, 1990
Hometown: Riverside, CA
HS: Notre Dame (Riverside, CA)
College: Oregon
NFL Experience: 3rd Year
Acquired: T-Car (2014)
Draft Pick: D6-13 (182nd overall)
 by Carolina

OREGON OFFENSIVE RECORDS

SINGLE-GAME RUSHING YARDS

Player	Yards
1. Kenjon Barner (2012)	321
2. LaMichael James (2011)	288
3. Onterrio Smith (2001)	285

CAREER RUSHING YARDS

Player	Yards
1. LaMichael James (2009-11)	5,082
2. Kenjon Barner (2009-12)	3,623
3. Derek Loville (1986-89)	3,296

CAREER ALL-PURPOSE YARDS

Player	Yards
1. LaMichael James (2009-11)	5,869
2. Kenjon Barner (2009-12)	5,848
3. De'Anthony Thomas (2011-13)	5,345

THREE-STEP DROP

If he could play another sport, what team/position: PG, LA Lakers
Three favorite throwback jerseys: Allen Iverson, Sixers; Garrison Hearst, 49ers; Eric Dickerson, SMU
Biggest pet peeve: Liars
Hobbies: Bowling (once bowled 265), wakeboarding, water sports, camping and going to the beach
Favorite teams/athletes growing up: Los Angeles Lakers, San Francisco 49ers, Kobe Bryant
Favorite movies: *Chasing Mavericks*, *Phantom of the Opera*, *Something Borrowed*
Favorite meal: Eggs, bacon and syrup
Favorite cereal: Cap'N Crunch's Crunch Berries and Fruity Pebbles
Favorite musicians: Miguel (R&B), Cody Allen & Rascall Flatts (Country), Hoobastank and Nickelback (Alternative)

A sixth-round selection of Carolina in the 2013 NFL Draft, Kenjon Barner (pronounced Ken-Yon) was originally acquired by the Eagles from the Panthers on Aug. 19, 2014, in exchange for a conditional seventh-round draft pick in 2015. Waived-injured following the 2014 training camp, the Eagles signed Barner to their practice squad on Nov. 4, 2014. A collegiate standout at the University of Oregon, Barner appeared in 49 games with 20 starts for the Ducks and finished his collegiate career ranked second in school history with 3,623 rushing yards and tied for second with 41 rushing touchdowns.

BIRDSEED

• As a senior in 2012, Barner only needed to take two electives during the fall semester to finish his degree in criminology and settled on studying yoga and ballet. Barner was interested in the effects that the two activities could have on his on-the-field performance and reaped immediate benefits of the added flexibility and balance from partaking in those classes. "I'm more in tune with the motion of my body, with the movement of it," Barner told *The Oregonian* in 2012. "You can definitely, definitely benefit from it."

2016 HIGHLIGHTS

- In his first-career opportunity as the primary kick returner, recorded three returns for 114 yards (38.0 avg.), including a 52-yard return in a win vs. Atl. (11/13)
- Scored on a 3-yard TD run in the third quarter at NYG (11/6)
- Matched his career high in rushing yards (42) and crossed the goal line for his first-career rushing touchdown in a convincing 34-3 home win vs. Pit. (9/25)
- Ran for a career-high 42 yards on four carries (10.5 avg.) in a season-opening win vs. Cle. (9/11)

INJURY REPORT

- Was placed on Injured Reserve with a hamstring injury on 12/20

2015 HIGHLIGHTS

- Hauled in career highs of five catches for 21 yards in a season-finale victory at NYG (1/3)
- Carried a career-high nine times for 39 yards and added two receptions for seven yards in a win at NE (12/6)

2013 HIGHLIGHTS (W/ CAROLINA)

- Appeared in eight games with the Panthers as a rookie, rushing six times for seven yards while adding two receptions for seven yards

COLLEGE HIGHLIGHTS

- Played in 49 games (20 starts) at Oregon and finished his career ranked second in school history with 3,623 rushing yards and tied for second with 41 rushing touchdowns. Also totaled 54 catches for 591 yards and seven touchdowns
- Averaged 22.5 yards on 61 kickoff returns for 1,371 yards and one touchdown and 10.1 yards on 26 punt returns for 263 yards and one touchdown



BARNER'S CAREER STATISTICS

Year	Team	GP/GS	RUSHING					RECEIVING					OFF SNAPS		KICK RETURNS					ST	
			Att	Yds	Avg	Lg	TD	No	Yds	Avg	Lg	TD	TYS	No	Pct	No	Yds	Avg	Lg		TD
2013	Carolina	8/0	6	7	1.2	2	0	2	7	3.5	5	0	14	24	2%	2	17	8.5	17	0	0
2015	Philadelphia	10/0	28	124	4.4	19	0	9	22	2.4	12	0	146	79	7%	1	10	10.0	10	0	0
2016	Philadelphia	13/0	27	129	4.8	19	2	5	42	8.4	15	0	171	99	10%	9	277	30.8	61	0	0
Totals		31/0	61	260	4.3	19	2	16	71	4.4	15	0	331	--	--	12	304	25.3	61	0	0

PLAYOFFS

2013	Carolina	1/0	0	0	---	--	0	0	0	---	--	0	0	0	0%	1	16	16.0	16	0	0
Totals		1/0	0	0	---	--	0	0	0	---	--	0	0	--	--	1	16	16.0	16	0	0

ADDITIONAL CAREER STATISTICS

Punt Returns: 2015 (1-(-3)-(-3lg)), 2016 (2-22-22lg)

Fumbles/Lost: (2/1) - 2013 (1/0), 2015 (1/1)

2016 GAME-BY-GAME STATISTICS

Date	Opp	W/L	GP/GS	RUSHING					RECEIVING					SNAPS		KICK RETURNS					
				Att	Yds	Avg	Lg	TD	No	Yds	Avg	Lg	TD	TYS	No	Pct	No	Yds	Avg	Lg	TD
Sep 11	Cle	W	1/0	4	42	10.5	19	0	0	0	0.0	0	0	42	6	8%	0	0	---	--	0
Sep 19	at Chi	W	1/0	2	2	1.0	3	0	0	0	0.0	0	0	2	8	11%	0	0	---	--	0
Sep 25	Pit	W	1/0	8	42	5.3	14	1	0	0	0.0	0	0	42	12	18%	0	0	---	--	0
Oct 9	at Det	L	1/0	0	0	0.0	0	0	0	0	0.0	0	0	0	1	2%	0	0	---	--	0
Oct 16	at Was	L	1/0	2	6	3.0	6	0	0	0	0.0	0	0	6	8	15%	0	0	---	--	0
Oct 23	Min	W	1/0	0	0	0.0	0	0	0	0	0.0	0	0	0	3	5%	0	0	---	--	0
Oct 30	at Dal	L	1/0	3	9	3.0	4	0	1	5	5.0	5	0	14	6	8%	0	0	---	--	0
Nov 6	at NYG	L	1/0	1	3	3.0	3	1	0	0	0.0	0	0	3	3	4%	0	0	---	--	0
Nov 13	Atl	W	1/0	0	0	0.0	0	0	0	0	0.0	0	0	0	3	4%	3	114	38.0	52	0
Nov 20	at Sea	L	1/0	3	17	5.7	11	0	0	0	0.0	0	0	17	18	22%	0	0	---	--	0
Nov 28	GB	L	1/0	1	2	2.0	2	0	1	10	10.0	10	0	12	6	10%	3	49	16.3	21	0
Dec 4	at Cin	L	1/0	0	0	0.0	0	0	1	2	2.0	2	0	2	13	16%	2	88	44.0	61	0
Dec 11	Was	L	0/0	INACTIVE																	
Dec 18	at Bal	L	1/0	3	6	2.0	2	0	2	25	12.5	15	0	31	12	14%	1	26	26.0	26	0
PLACED ON INJURED RESERVE (HAMSTRING) ON 12/20/16																					
Totals			13/0	27	129	4.8	19	2	5	42	8.4	15	0	171	99	10%	9	277	30.8	61	0

CAREER HIGHS

Rushes	9	(12/6/15 at NE)
Rushing Yards	42	(2x - 9/25/16 vs. Pit.)
Rushing Long	19	(2x - 9/11/16 vs. Cle.)
Rushing TDs	1	(2x - 11/6/16 at NYG)
Total Touches	11	(12/6/15 at NE)
Scrim. Yards	46	(12/6/15 at NE)
Kick Returns	3	(2x - 11/28/16 vs. GB)
Kick Return Yds	114	(11/13/16 vs. Atl.)
Kick Return Lg	61	(12/4/16 at Cin.)

COLLEGE HIGHLIGHTS - Cont.

- Finished second in school history with 5,848 all-purpose yards and third with 300 points scored
- Recorded 13 career games with 100+ yards rushing with the Ducks
- Served as a team captain in both his junior and senior seasons
- As a senior in 2012, garnered first-team All-America honors and was a first-team All-Pac-12 Conference choice after compiling 1,767 rushing yards (the second most in school history) on 278 carries with a school-record-tying 21 rushing touchdowns
- Was named a finalist for the Walter Camp Player of the Year and Doak Walker Award, given to the nation's top running back
- Set a school record with 321 rushing yards against USC
- In 2011, finished second on the team with 939 rushing yards and 11 touchdowns
- As a sophomore, gained 551 rushing yards and six touchdowns on 91 carries while also returning 10 punts for 132 yards, including an 80-yard touchdown. Also averaged 18.2 yards on 13 kickoff returns
- Was an All-Pac-10 Conference honorable mention selection as a kick returner during his freshman year after setting a school record with 1,020 yards on 41 returns, including a 100-yard touchdown
- Redshirted as a true freshman in 2008



Height: 6-4
Weight: 264
Date Of Birth: October 15, 1986
Hometown: Detroit, MI
HS: University of Detroit
College: Cincinnati
NFL Experience: 8th Year
Acquired: FA (Hou) 2013
Draft Pick: D2-09 (46th overall) by Houston

VITALS

DISRUPTED DROPBACKS

Since 2011

J. Watt, Hou.	121.0
V. Miller, Den.	84.5
J. Houston, KC	84.0
C. Barwin, Phi.	82.0
R. Sherman, Sea	81.0

Disrupted Dropback = Sacks + Passes

Defended + INTs + Battled Balls

Source: ESPN Stats and Info

THREE-STEP DROP

If he could play another sport what team/position: Forward on USA Olympic basketball team

Biggest pet peeve: Littering

First jersey owned: Joe Dumars, Detroit Pistons

Talent he'd most like to have: Be fluent in all languages

First job: Paper boy at 8-years-old

Favorite team/athlete growing up: Detroit Lions/Barry Sanders

Best movie seen this past year: Gleason

Funniest Eagle: By far, Troy the custodian at the NovaCare Complex

Pro Bowls: 2015

If you had one word best fit to depict Connor Barwin the football player and Barwin the man, that word would be versatile. On the field, he is best described by his coaches as the "jack of all trades," willing and able to rush the passer, set the edge on run plays or drop into pass coverage. Off the field, Barwin's foundation, Make The World Better (MTWB), exemplifies his upbringing as the son of a city manager and the civic pride he displays since growing up in Detroit, MI. A former tight end and basketball player at the University of Cincinnati, he was a 2nd-round pick of the Texans in 2009 and signed with Philadelphia as a free agent in 2013. He earned his first Pro Bowl bid in 2014 as well as a 2nd-team All-Pro berth.

CAREER HIGHLIGHTS

- Led NFC with career-high 14.5 sacks in 2014 en route to first Pro Bowl berth. Also earned 2nd-team All-Pro honors. His Pro Bowl selection was the first by an Eagles LB since 2005 (Jeremiah Trotter)
- Earned NFC Defensive Player of the Month honors in November 2014 with 6.5 sacks and 24 tackles
- Set Texans single-game record with four sacks at Jax. (11/27/11)
- Named AFC Defensive Player of the Month in November 2011 after recording 6.5 sacks in 3 games

BIRDSEED

- Barwin makes it no secret he fully integrates himself into the city he lives. "You get out of a city what you put into a city," he explained. "It's that simple. Why not take advantage of everything a city has to offer? It just makes sense to me ... My dad was a city manager, so I gained an appreciation for cities from him. He took me around different cities and pointed out all the differences and great places to go. I really got that from him and just try to embrace wherever I am."
- Serves as a spokesman and avid user of Southeastern Pennsylvania Transportation Authority (SEPTA). "I love public transportation and I love using it," said Barwin. "It's good for the city and it's great for the environment" ... When not taking public transportation, Barwin drives a Tesla, an electric-powered car, or rides his bicycle
- After being born completely deaf, Barwin underwent multiple surgeries until he was 12 years old to have his hearing restored
- Enjoys an interactive relationship as a spokesman for NRG Energy, a Fortune 500 power generation and retail electricity business. Barwin: "They are a very transformative company and I really like what they are doing to help our environment" ... In 2014 and 2015, he embarked on a multi-day trip to Haiti to help NRG install solar panels on top of an orphanage to give them reliable power ... on behalf of NRG, spoke about sports and sustainability at the 2016 SXSW conference in Austin, TX





BARWIN'S CAREER STATISTICS																	
Year	Team	GP/GS	TACKLES					PASS DEFENSE					FUMBLES			DEF SNAPS	
			Total	Solo	Asst	TFL	Sacks	Int	Yards	Lg	TD	KD	FF	FR	Yards	Played	Pct
2009	Houston	16/0	18	13	5	NA	4.5	0	0	--	0	4	0	1	0	NA	NA
2010	Houston	1/0	0	0	0	NA	0.0	0	0	--	0	0	0	0	0	NA	NA
2011	Houston	16/16	47	34	13	NA	11.5	0	0	--	0	7	1	0	NA	NA	
2012	Houston	16/16	65	39	26	NA	3.0	0	0	--	0	5	0	1	998	94%	
2013	Philadelphia	16/16	82	51	31	9.0	5.0	1	-2	-2	0	10	1	1	1128	94%	
2014	Philadelphia	16/16	83	52	31	17.5	14.5	0	0	--	0	6	2	0	1007	97%	
2015	Philadelphia	16/16	79	47	32	8.0	7.0	0	0	0	0	8	1	0	1054	87%	
2016	Philadelphia	15/15	38	24	14	4.0	4.0	0	0	0	0	2	1	0	679	70%	
Totals		112/95	412	260	152	38.5	49.5	1	-2	-2	0	42	6	3	0	---	---
PLAYOFFS																	
2011	Houston	2/2	5	5	0	NA	0.0	0	0	0	0	0	0	0	0	NA	NA
2012	Houston	2/2	9	5	4	NA	0.0	0	0	0	0	1	0	0	116	100%	
2013	Philadelphia	1/1	6	3	3	0.0	0.0	0	0	0	0	1	0	0	72	100%	
Totals		5/5	20	13	7	0.0	0.0	0	0	0	0	2	0	0	0	---	---
CAREER HIGHS																	
Tackles: 12 (2 times) last 12/7/14 vs. Sea.									Interceptions: 1 (11/3/13 at Oak.)								
Sacks: 4 (11/27/11 at Jax.)									Forced Fumbles: 1 (6 times) last 10/23/16 vs. Min.								



MULTI-SACK GAMES (7)		
Sacks	Date	Opp
4.0	11/27/11	at Jacksonville (W)
3.5	11/10/14	vs. Carolina (W)
3.0	10/12/14	vs. N.Y. Giants (W)
2.0	12/6/15	at New England (W)
2.0	11/23/14	vs. Tennessee (W)
2.0	10/5/14	vs. St. Louis (W)
1.5	11/13/11	at Tampa Bay (W)

2016 GAME-BY-GAME STATISTICS																	
Date	Opp	W/L	GP/GS	S	A	TT	Sac	Hur	Int	Yds	Lg	KD	FF	FR	Snaps	Pct	
Sep 11	Cle	W	1/1	2	0	2	1.0	1	0	0	0	0	0	0	36	69%	
Sep 19	at Chi	W	1/1	0	0	0	0.0	1	0	0	0	0	0	0	41	79%	
Sep 25	Pit	W	1/1	1	0	1	0.0	3	0	0	0	0	0	0	47	78%	
Oct 9	at Det	L	1/1	2	3	5	0.0	1	0	0	0	0	0	0	52	85%	
Oct 16	at Was	L	1/1	1	3	4	0.0	1	0	0	0	0	0	0	60	81%	
Oct 23	Min	W	1/1	5	0	5	1.0	1	0	0	0	0	1	0	49	64%	
Oct 30	at Dal	L	1/1	1	1	2	1.0	1	0	0	0	0	0	0	53	68%	
Nov 6	at NYG	L	1/1	1	1	2	0.0	0	0	0	0	2	0	0	44	69%	
Nov 13	Atl	W	1/1	2	0	2	1.0	0	0	0	0	0	0	0	39	78%	
Nov 20	at Sea	L	1/1	2	1	3	0.0	0	0	0	0	0	0	0	44	66%	
Nov 28	GB	L	1/1	0	2	2	0.0	0	0	0	0	0	0	0	49	69%	
Dec 4	at Cin	L	1/1	2	1	3	0.0	0	0	0	0	0	0	0	42	66%	
Dec 11	Was	L	1/1	0	1	1	0.0	1	0	0	0	0	0	0	25	52%	
Dec 18	at Bal	L	1/1	1	0	1	0.0	0	0	0	0	0	0	0	33	57%	
Dec 22	NYG	W	1/1	4	1	5	0.0	1	0	0	0	0	0	0	65	73%	
Jan 1	Dal																
Totals			15/15	24	14	38	4.0	11	0	0	0	2	1	0	679	70%	



NFL PLAYER OF THE MONTH HONORS			
2014 NFC November Defensive POM	6.5 sacks and 24 tackles		
2011 AFC November Defensive POM	6.5 sacks and 16 tackles		



MTWBPROJECT.ORG
 Barwin takes it to heart when he talks about his goal of making the world a better place. His foundation, MTWB, has hosted three concerts since 2014 that have raised over \$685,000 to revitalize neighborhood parks in the city of Philadelphia -- Ralph Brooks Park in South Philadelphia in 2014, Smith Playground in South Philadelphia in 2015, and Waterloo Playground in Northwest Philadelphia in 2016.



2016 HIGHLIGHTS

- Dropped Dak Prescott for a 10-yard loss at Dal. (10/30)
- His sack of Sam Bradford vs. Min (10/23) forced a fumble that was recovered by Malcolm Jenkins
- Sacked Robert Griffin III in the season opener vs. Cle (9/11)

PERSONAL

- Son of Tom Barwin and Margaret Bailey. Has three older brothers: Sean, Joe, and Patrick
- First-team all-state selection as a high school senior and also earned all-league, all-Catholic and all-district honors. Was the recipient of the team's offensive and defensive MVP awards as a senior
- All-league selection in basketball as a junior and an all-Catholic selection as a senior
- In 2014, was inducted into the University of Detroit Jesuit's inaugural Hall of Fame class
- Favorite quote: "Hard work and good times always go together, but hard work always comes first." - Wade Phillips
- Barwin on twitter: @ConnorBarwin98
- On Instagram: ConnorBarwin98
- Boasts a tattoo of the Detroit skyline on his biceps. Barwin grew up in Detroit and attended University of Detroit Jesuit High School



2015 HIGHLIGHTS

- Sacked and forced a fumble of Eli Manning at NYG (1/3) that was returned 83 yards for a TD by Walter Thurmond
- Posted two sacks of Tom Brady at NE (12/6) for his 7th multi-sack game of his career. Also had 4 other QB pressures
- Notched a sack in each of the two games vs. the Cowboys: Tony Romo vs. Dal (9/20) and Matt Cassell at Dal. (11/8)
- Sacked Ryan Fitzpatrick at NYJ (9/27)

2014 HIGHLIGHTS

- His Pro Bowl selection was the first by an Eagles LB since 2005 (Jeremiah Trotter) ... also earned 2nd-team All Pro honors
- Led the Eagles, the NFC and ranked 4th in the NFL with a career-high 14.5 sacks -- most ever by an Eagle linebacker
- Earned NFC Defensive Player of the Month honors in November with 6.5 sacks and 24 tackles
- Equaled his career high in tackles with 12 vs. Sea. (12/7), including a sack of Russell Wilson
- Posted his fourth 2+ sack game of the year vs. Ten. (11/23) with 2 sacks of Zach Mettenberger
- Posted 3.5 sacks of Cam Newton vs. Car. (11/10), the 2nd best single-game total ever by an Eagles LB (Garry Cobb, 4 in 1986)
- Posted a sack of Ryan Fitzpatrick at Hou. (11/2) along with 2 pass break ups
- Notched 3 sacks of Eli Manning and forced a fumble vs. NYG (10/12)
- Posted 2 sacks of Austin Davis vs. StL (10/5)
- Had 5 tackles at SF (9/28), incl. 2 split sacks of Colin Kaepernick. Also had 2 QB hurries

A BEARCAT FOR ALL SEASONS



Barwin played both football and basketball at Cincinnati and lists playing in the Big East basketball tournament as his favorite sports moment. In all, he played in 39 games for the Bearcats hoops squad. While in college, he was a roommate of Jason Kelce and backed up TE Brent Celek for two seasons (2005-06) before moving to defensive end.

2013 HIGHLIGHTS

- According to Pro Football Focus, led all NFL 3-4 OLBs with 7 batted passes
- Finished the year ranked 2nd on team in sacks (5), tackles for a loss (9), and 3rd in pass deflections (10)
- Recorded a career-high 82 tackles
- Batted down a pass from Kyle Orton on a 4th-and-1 play in the 4th quarter at Dal. (12/29)
- Posted a sack of QB Matt Cassel at Min. (12/15)
- Recovered a fumble of RB Joique Bell on the Eagles 20-yard line, thwarting a Lions drive vs. Det. (12/8)
- Collared a career-high 12 tackles vs. Was. (11/17) and made a game-changing play as he sacked and forced a fumble of Redskins QB Robert Griffin III as Washington was deep in Eagles territory. The ball was recovered by Fletcher Cox and led to a FG on the Eagles ensuing drive
- Snagged his first career interception as he picked off Raiders QB Terrelle Pryor in the 4th quarter at Oak. (11/3)
- Posted a sack of QB Mike Glennon at TB (10/13)
- Recorded a sack in back-to-back games, bringing down QB Alex Smith vs. KC (9/19) and QB Philip Rivers vs. SD (9/15)

2012 HIGHLIGHTS (WITH HOUSTON)

- Finished his Houston career 4th in Texans history with 19 sacks, including 11.5 in 2011
- Sacked Colts QB Andrew Luck, collared five tackles and notched one pass defended in a win vs. Ind. (12/16)
- Recorded six tackles, including a sack of Bills QB Ryan Fitzpatrick vs. Buf. (11/4)
- Registered his first sack of the season and his first safety when he brought down Ravens QB Joe Flacco in the end zone in the first quarter vs. Bal. (10/21)
- Made four tackles and recovered a fumble to clinch a victory at Den. (9/23)



VITALS

Height: 6-2
Weight: 241
Date Of Birth: September 4, 1989
Hometown: Crawfordville, FL
HS: Wakulla (Crawfordville, FL)
College: Florida State
NFL Experience: 5th Year
Acquired: FA (Buf) 2016
Draft Pick: D4a-12 (105th overall) by Buffalo



BRADHAM'S CAREER YEAR (2014 BILLS)

Total Tackles 102
Solo Tackles 65
Tackles for Loss 6.0
Sacks 2.5
Interceptions..... 1
Forced Fumbles..... 2

THREE-STEP DROP

First job growing up: Stocked frozen foods in the dairy department at Winn-Dixie. "I quit after three days. It was too cold, man!"

NFL players he looked up to growing up: Derrick Brooks and Ray Lewis

Why he chose to attend Florida State: Despite having offers from virtually every Division I program, FSU was Bradham's "dream school." Bradham grew up watching Seminoles football.

"Welcome to the NFL" moment: Having to hit former NFL fullback Vonta Leach his rookie year. "I was sore after that one."

Unique offseason training methods: Boxing and yoga

Three favorite throwback jerseys: Deion Sanders, Atlanta Falcons; Derrick Brooks, Tampa Bay Buccaneers; Dick Butkus, Chicago Bears

If he could play another sport, what position/team: Either first or third base for the Miami Marlins

"He's a physical kid and he's got good size. With the spread formations now, a lot of the linebackers are smaller than we would like. But he's got good size. He's got good straight-line speed and is a great special teams player. I think he covers better than any starter I've ever seen on special teams."

- Former Bills and Current 49ers Scout Darrell Moody

Nigel Bradham signed a two-year contract with the Eagles in the 2016 offseason and comes to Philadelphia after spending the first four years of his NFL career with the Buffalo Bills. Originally a fourth-round selection of the Bills in the 2012 NFL Draft, Bradham (pronounced BRAD-em) has played in 57 career games (38 starts) and has compiled 244 tackles (155 solo) and 3.5 sacks. A four-year letterman at Florida State, Bradham was the Seminoles' leading tackler in three consecutive seasons (2009-11) and earned All-ACC honorable mention honors as a senior team captain in 2011.

2016 HIGHLIGHTS

- In his first season with the Eagles, has recorded career highs in games started (15), solo tackles (66) and tackles for loss (8)
- Totaled a career-high 14 tackles (9 solo) in the 24-19 win vs. NYG (12/22)
- Combined for 4 tackles (3 solo), 1 sack, 1 TFL and 1 forced fumble at Bal. (12/18). Has recorded a forced fumble in two of his last three games
- Posted 5 tackles (4 solo), including 1 TFL, and registered 1 forced fumble at Cin. (12/4)
- Tied for the team-lead with 11 tackles (7 solo) vs. GB (11/28), including 1 TFL
- Tallied 4 tackles (3 solo) and 1 pass defended in the 25-14 victory vs. Atlanta (11/13)
- Registered 7 tackles (5 solo), including 1 TFL, and 1 pass defended at NYG (11/6)
- Produced 8 tackles (6 solo), 1 sack and 1 pass defended in the 21-10 victory vs. Min. (10/23)
- Recorded a season-high 9 tackles (2 solo) while adding 1 pass defended at Was. (10/16)
- Totaled a season-high 6 tackles (5 solo), including 2 TFL, and one fumble recovery at Det. (10/9)
- Registered 4 solo tackles, including 1 TFL, in the 34-3 win vs. Pit. (9/25)
- In the *Monday Night Football* victory at Chi. (9/19), intercepted Bears QB Jay Cutler in the third quarter and returned it 28 yards to Chicago's 2-yard line to set up a Carson Wentz-to-Trey Burton passing TD
- In his debut game with the Eagles, produced five tackles (four solo) vs. Cle. (9/11). Has registered five-plus tackles in four of his last five games dating back to 2015



BRADHAM'S CAREER STATISTICS

Year	Team	GP/GS	TACKLES					PASS DEFENSE					FUMBLES			DEF SNAPS		ST		
			Total	Solo	Asst	TFL	Sacks	Int	Yards	Lg	TD	KD	FF	FR	Yards	Played	Pct		T	
2012	Buffalo	16/11	47	27	20	2.0	0.0	0	--	--	0	1	0	1	0	1	0	395	36%	10
2013	Buffalo	16/2	38	21	17	1.0	0.0	0	--	--	0	0	0	0	0	0	--	285	25%	13
2014	Buffalo	14/14	102	65	37	6.0	2.5	1	0	0	0	7	2	0	0	0	805	74%	1	
2015	Buffalo	11/11	57	42	15	4.0	1.0	0	--	--	0	4	0	0	--	--	728	67%	1	
2016	Philadelphia	15/15	95	66	29	8.0	2.0	1	28	28	0	5	2	1	--	--	934	97%	3	
Totals		72/53	339	221	118	21.0	5.5	2	28	28	0	17	4	2	0	---	---	28		

2016 GAME-BY-GAME STATISTICS

Date	Opp	W/L	GP/GS	S	A	TT	Sac	Hur	Int	Yds	Lg	KD	FF	FR	Snaps	Pct
Sep 11	Cle	W	1/1	4	1	5	0.0	0	0	--	--	0	0	0	51	100%
Sep 19	at Chi	W	1/1	1	0	1	0.0	0	1	28	28	1	0	0	50	96%
Sep 25	Pit	W	1/1	4	0	4	0.0	0	0	--	--	0	0	0	56	93%
Oct 9	at Det	L	1/1	5	1	6	0.0	0	0	--	--	0	0	1	48	79%
Oct 16	at Was	L	1/1	2	7	9	0.0	0	0	--	--	1	0	0	74	100%
Oct 23	Min	W	1/1	6	2	8	1.0	1	0	--	--	1	0	0	76	100%
Oct 30	at Dal	L	1/1	5	2	7	0.0	0	0	--	--	0	0	0	77	99%
Nov 6	at NYG	L	1/1	5	2	7	0.0	0	0	--	--	1	0	0	64	100%
Nov 13	Atl	W	1/1	3	1	4	0.0	0	0	--	--	1	0	0	47	94%
Nov 20	at Sea	L	1/1	6	1	7	0.0	0	0	--	--	0	0	0	66	99%
Nov 28	GB	L	1/1	7	4	11	0.0	0	0	--	--	0	0	0	71	100%
Dec 4	at Cin	L	1/1	4	1	5	0.0	0	0	--	--	0	1	0	61	95%
Dec 11	Was	L	1/1	2	1	3	0.0	0	0	--	--	0	0	0	47	98%
Dec 18	at Bal	L	1/1	3	1	4	1.0	1	0	--	--	0	1	0	57	98%
Dec 22	NYG	W	1/1	9	5	14	0.0	0	0	--	--	0	0	0	89	100%
Jan 1	Dal															
Totals			15/15	66	29	95	2.0	2	1	28	28	5	2	1	934	97%

CAREER HIGHS

Tackles	14	12/22/16 vs. NYG
Sacks	1.5	9/28/14 at Hou.



BIRDSEED

- Entered the NFL with Eagles teammate CB Ron Brooks in 2012, when the pair of defenders were drafted by the Buffalo Bills in the fourth round. In the 2016 offseason, Bradham and Brooks signed contracts with the Eagles one day apart

PERSONAL

- Was a consensus five-star prospect and earned *Parade* All-American honors after finishing his career at Wakulla High School (Crawfordville, FL) with over 430 tackles and 20 sacks
- As a senior in 2007, earned first-team 3A All-State honors and was named the *Tallahassee Democrat* All-Big Bend Defensive Player of the Year after compiling 145 tackles, eight sacks and four interceptions. Was also a finalist for the 2008 U.S. Army Player of the Year Award and earned a spot in the U.S. Army All-American Bowl
- Graduated from Florida State in December 2011 with a degree in social science
- Twitter: @NigelBradham_13

2015 HIGHLIGHTS (WITH BUFFALO)

- Started all 11 games that he played and totaled 57 tackles (42 solo), including four TFLs, one sack and four passes defensed

- His 57 tackles marked the fourth-highest total on the team before he sustained an ankle injury vs. KC (11/29) and missed the remainder of the season
- Tied a season high with eight tackles (seven solo), including two for a loss, and a pass defensed against NYG (10/4)
- Notched a team-high eight tackles (seven solo), one sack and two QB hits in a season-opening victory vs. Ind. (9/13)

2014 HIGHLIGHTS (WITH BUFFALO)

- Had a career year while playing under current Eagles defensive coordinator Jim Schwartz. Started all 14 games in which he played and set career highs in tackles (102), tackles for loss (six), sacks (2.5), QB hits (six), passes defensed (seven) and forced fumbles (two). Also recorded the first INT of his career
- Notched 12 tackles (9 solo), the 2nd-highest single-game total of his career, and added a sack and PBU vs. Cle. (11/30).
- Tallied 11 total takedowns for the second time in three weeks, contributing 10 solo tackles, a pass defensed and a forced fumble in a win at NYJ (10/26).
- Recorded 11 tackles (seven solo) vs. NE (10/12)
- Posted a career-high 1.5 sacks at Hou. (9/28). Also snagged the first interception of his career when he picked off Fitzpatrick on the first play of the second half
- Notched a season-high 13 tackles vs. SD (9/21)

Height: 6-5
Weight: 241

VITALS

Date Of Birth: May 4, 1987
Hometown: Spokane, WA
HS: Shadle Park (Spokane, WA)
College: West Texas A&M
NFL Experience: 6th Year
Acquired: FA (Hou) 2014
Draft Pick: Undrafted



2016 EAGLES SPECIAL TEAMS

SNAP LEADERS

1. **Bryan Braman** 316 (82%)
2. **Chris Maragos** 315 (82%)
3. **Najee Goode** 254 (66%)

2015 EAGLES SPECIAL TEAMS SNAP LEADERS

1. **Bryan Braman**..... 428 (86%)
2. **Trey Burton** 420 (84%)
3. **Chris Maragos**..... 387 (77%)
4. **Najee Goode**..... 349 (70%)
5. **E.J. Biggers** 302 (60%)

THREE-STEP DROP

Hobbies: Spending time with his daughter, Blakely

Talent he'd like to have: Ability to play the guitar and piano

If he could play another sport what team/position: Decathlete, Team USA

If he could be any superhero, he would be: Superman

His most interesting man in the world: Stephen Hawking

Best player he has faced: Jason Peters in practice

Three items needed on deserted island: A knife, a pot and flint

First jersey: Gary Payton, Seattle Supersonics

Funniest Eagle: Jon Dorenbos

Favorite athletes growing up: Brett Favre and Reggie White

"He's a war-daddy, man. When I think special teams, I think Bryan Braman. He's all out on every play."

- Eagles Punter Donnie Jones

Bryan Braman originally signed with the Houston Texans as a rookie free agent in 2011 and has emerged as a proven force on special teams over the course of his career. Braman signed a two-year deal with the Eagles prior to the 2014 season and signed a one-year extension in the 2015 offseason that will keep him in Philadelphia through 2016. Braman has served as a "core four" special teams player with the Eagles, providing leadership on a unit that has accounted for 12 touchdowns from 2014-16.

CAREER HIGHLIGHTS

- Has 53 special teams tackles in 96 career games
- Was named a Pro Bowl alternate and to *USA Today's* All-Joe Team in 2012 after leading the Texans with 16 special teams tackles and notching a franchise-best two blocked punts
- Blocked a Pat McAfee punt in the second quarter vs. Ind. (12/16/12) and ran it back 8 yards for his first-career touchdown

2016 HIGHLIGHTS

- Tallied his 50th career special teams tackle in a win vs. Min. (10/23) and helped block for WR Josh Huff as he returned a kickoff 98 yards for a touchdown. Huff's return touchdown marked the first time in franchise history that the Eagles returned kickoffs for touchdowns in back-to-back games
- Paved the way for Eagles RB Wendell Smallwood to return a kick for a touchdown at Was. (10/16)
- Recorded his first special teams tackle of the season in a Week 3 win vs. Pit. (9/25)

BIRDSEED

- Prior to landing his first NFL job as a rookie free agent with the Houston Texans in 2011, Braman thought his football career was over. "After I got kicked out of Idaho, I was making concrete railroad ties for a year, just back-breaking work. It was tough." Braman went to West Texas A&M in 2009 after a two-year stint at Long Beach City College. He originally went to Idaho, where he was a redshirt freshman in 2006. "The bottom line is I was just immature and got caught up in bad things. It was an eye-opening experience for me and really forced me to grow up. I think going through that ultimately made me a better person. I'm so much more appreciative of everything I have now."
- Claims to get his size from his late grandfather, Ivan Cecil Braman, a WWII veteran who was a whopping 7-foot-4 and 360 pounds
- Was heavily recruited out of Shadle Park (WA) H.S. as a standout track star. Competed in the 4x100 relay, high jump, long jump and javelin. Has considered training for the javelin following his football career and would love to have the chance to throw in the Olympics for Team USA



BRAMAN'S CAREER STATISTICS

Year	Team	GP/GS	TACKLES					PASS DEFENSE					FUMBLES			DEF SNAPS		ST
			Total	Solo	Asst	TFL	Sacks	Int	Yards	Lg	TD	KD	FF	FR	Yards	Played	Pct	
2011	Houston	16/0	1	0	1	1.0	0.5	0	0	--	0	0	0	1	0	NA	NA	7
2012	Houston	14/0	6	4	2	0.0	0.0	0	0	--	0	0	0	0	61	6%	16	
2013	Houston	16/0	0	0	0	0.0	0.0	0	0	--	0	0	0	0	17	2%	8	
2014	Philadelphia	16/0	0	0	0	0.0	0.0	0	0	--	0	0	0	0	9	1%	8	
2015	Philadelphia	16/0	1	1	0	1.0	1.0	0	0	--	0	0	0	0	15	1%	7	
2016	Philadelphia	14/0	0	0	0	0.0	0.0	0	0	--	0	0	0	0	1	0%	5	
Totals		92/0	8	5	3	2.0	1.5	0	0	--	0	0	0	1	---	---	51	

PLAYOFFS

2011	Houston	2/0	0	0	0	0.0	0.0	0	0	--	0	0	0	0	NA	NA	1
2012	Houston	2/0	0	0	0	0.0	0.0	0	0	--	0	0	0	0	0	0%	1
Totals		4/0	0	0	0	0.0	0.0	0	0	--	0	0	0	0	---	---	2

ADDITIONAL CAREER STATISTICS

Touchdowns: (1) - Blocked a Pat McAfee punt and returned it 8 yards vs. Ind. (12/16/12)

Blocked Punts: (3) - 2014 [at GB - 11/16 (Tim Masthay)]; 2012 [vs. GB - 10/14 (T. Masthay)], [vs. Ind. - 12/16 (Pat McAfee)]

Special Teams Fumble Recoveries: (1) - 2015 vs. Buf. (12/13)

2016 GAME-BY-GAME STATISTICS

Date	Opp	W/L	GP/GS	S	A	TT	Sac	Hur	KD	FF	FR	Snaps	Pct
Sep 11	Cle	W	1/0	0	0	0	0.0	0	0	0	0	1	2%
Sep 19	at Chi	W	1/0	0	0	0	0.0	0	0	0	0	0	0%
Sep 25	Pit	W	1/0	0	0	0	0.0	0	0	0	0	0	0%
Oct 9	at Det	L	1/0	0	0	0	0.0	0	0	0	0	0	0%
Oct 16	at Was	L	1/0	0	0	0	0.0	0	0	0	0	0	0%
Oct 23	Min	W	1/0	0	0	0	0.0	0	0	0	0	0	0%
Oct 30	at Dal	L	1/0	0	0	0	0.0	0	0	0	0	0	0%
Nov 6	at NYG	L	1/0	0	0	0	0.0	0	0	0	0	0	0%
Nov 13	Atl	W	1/0	0	0	0	0.0	0	0	0	0	0	0%
Nov 20	at Sea	L	1/0	0	0	0	0.0	0	0	0	0	0	0%
Nov 28	GB	L	1/0	0	0	0	0.0	0	0	0	0	0	0%
Dec 4	at Cin	L	1/0	0	0	0	0.0	0	0	0	0	0	0%
Dec 11	Was	L	1/0	0	0	0	0.0	0	0	0	0	0	0%
Dec 18	at Bal	L	1/0	0	0	0	0.0	0	0	0	0	0	0%
Dec 22	NYG												
Jan 1	Dal												
Totals			13/0	0	0	0	0.0	0	0	0	0	1	0%

CAREER HIGHS

Tackles	2	2x - 12/10/12 at NE
Sacks	1.0	10/11/15 vs. NO



BIRDSEED - Cont.

- While at Long Beach City College (2007-08), modeled for *Abercrombie & Fitch* and did casting calls in L.A.
- Is interested in pursuing a degree in business management following his playing career

PERSONAL

- Was a standout defensive end and track athlete at Shadle Park (WA) High School. Was a two-star recruit according to *Rivals.com*
- Began playing football in 7th grade for the Shaw Jaguars
- Has a daughter, Blakely
- Son of Tina Braman-Fields and Robert Dire. Has two sisters, Alyssa and Marissa

2015 HIGHLIGHTS

- Played a team-high 428 snaps on special teams, contributing on 86 percent of special teams plays
- Recovered a muffed punt in the second quarter of a win vs. Buf. (12/13). Following the fumble recovery, QB Sam Bradford connected with WR Nelson Agholor for a 53-yard touchdown to give the Eagles a 14-7 lead. Also tied for the team lead in the contest with two special teams tackles
- Was part of a punt return unit that scored two touchdowns in a 35-28 win at NE (12/6), generating scores off of a blocked punt and a return. Also notched a hit on Patriots QB Tom Brady
- Led the team with three special teams tackles vs. Mia. (11/15)
- Recorded the first full-sack of his career when he dropped Saints QB Drew Brees for an 11-yard loss in a win vs. NO (10/11)


Height: 6-5 VITALS
Weight: 335
Date Of Birth: August 19, 1989
Hometown: Milwaukee, WI
HS: Riverside University (Milwaukee, WI)
College: Miami (Ohio)
NFL Experience: 5th Year
Acquired: FA (Hou) 2016
Draft Pick: D3b-12 (76th overall)
by Houston

COLLEGE ACCOLADES
2011: 2nd-team All-MAC
East-West Shrine Game
2010: 2nd-team All-MAC
2009: 2nd-team All-MAC
2008: RedHawks Freshman of the Year
THREE-STEP DROP
First jersey: Ray Allen (Milwaukee Bucks)
If he could be any superhero: Deadpool, The Flash or Wolverine
Player he models his game after: Larry Allen
Best players he has faced: Geno Atkins and Ndamukong Suh
First job: Worked on the grounds crew at Miami: Landscaped & poured concrete
Hobbies: Golfing, reading, continuing his education
Biggest pet peeve: When people talk during TV shows
Favorite Halloween costume: The Black Ranger from Power Rangers
Favorite three throwback jerseys: Reggie White (Eagles), Satchel Paige and George Gervin
Favorite books: Zero to One by Peter Thiel, Outliers by Malcolm Gladwell and The Road to Character by David Brooks
Favorite Philadelphia restaurant: Ralph's Italian Restaurant

“Big, strong, athletic, road grater-type, nasty mentality and demeanor. He’s a guy that can get out on the perimeter and run. He’s smart. He has all the things that you look for in a guard... He’s a leader and a guy that has a lot of games under his belt.”

- Eagles Head Coach Doug Pederson

Originally a third-round draft pick of the Houston Texans in 2012, Brandon Brooks signed a five-year contract with the Eagles as a free agent during the 2016 offseason. Brooks spent the first four years of his career with the Texans and appeared in 53 games with 45 starts -- 44 at RG and 1 at LG -- including playoffs. A four-year letterman at Miami University (Ohio), Brooks played in 45 games and made 41 starts for the RedHawks and was a three-time All-Mid Conference second-team selection.

BIRDSEED

- Brandon took up football at the age of 12 when he played tight end and middle linebacker for the Riverside Tigers. He cites his former neighbor, Jarrod Johnson, as the biggest influence on his football career. Johnson, a former offensive lineman himself, played with the San Diego Chargers, the Pittsburgh Steelers and the Sacramento Surge of the World League. The two still talk to this day
- An avid fan of Wisconsin sports, Brandon’s favorite teams growing up were the Green Bay Packers, Milwaukee Brewers and Milwaukee Bucks. His favorite athletes as a kid were Ray Allen, Sam Cassell, Brett Favre, Ahman Green and Glenn Robinson. The first jersey he ever owned was a Ray Allen Bucks jersey. If he could play another professional sport, he would want to be a pitcher for the Brewers

INJURY REPORT

- Was inactive vs. GB (11/28) and vs. Was. (12/11) due to an illness

BROOKS’ CAREER SERVICE

Regular Season			Playoffs		
Year	Team	GP/GS	Year	Team	GP/GS
2012	Houston	6/0	2012	Houston	2/0
2013	Houston	15/15	2015	Houston	1/1
2014	Houston	15/15	Totals		3/1
2015	Houston	14/14	Starts by position: 2013: 15 at		
2016	Philadelphia	13/13	RG; 2014: 15 at RG, 2015: 13 at		
Totals		63/57	RG, 1 at LG (1 at RG in playoffs),		
			2016: 13 at RG		
			First NFL game: 11/22/12 at Det.		
			First NFL start: 9/9/13 at SD		

Height: 5-10
Weight: 190
Date Of Birth: October 16, 1988
Hometown: Irving, TX
HS: MacArthur (Irving, TX)
College: LSU
NFL Experience: 5th Year
Acquired: FA (Buf) 2016
Draft Pick: D4b-12
(124th overall) by Buffalo

VITALS

NOTABLE LSU SECONDARY TEAMMATES IN THE NFL

<u>Player</u>	<u>Team</u>
Morris Claiborne	Cowboys
Jalen Collins	Falcons
Tyrann Mathieu	Cardinals
Patrick Peterson	Cardinals
Eric Reid	49ers
Tharold Simon	Seahawks



THREE-STEP DROP

If he could play another sport, what team/position: Outfield, NY Yankees
Three favorite throwback jerseys: Jerry Rice, 49ers; Warren Moon, Oilers;
 Fred Taylor, Jaguars
Left starstruck: While in attendance for Beyonce's June 2016 concert at
 Lincoln Financial Field
Biggest pet peeve: Ignorance
Nickname: Hollywood
Pet: A blue nose pitbull named Jaxx
Favorite meal: Tamales
A unique favorite meal: Raw spaghetti
Favorite movies: *Paid In Full*, *Shottas*
Favorite TV show: *Swamp People*
Favorite music: Hip-hop, R&B and Gospel

"He has great speed and he's violent at the point of attack. He can play inside, can play outside...He's been a gunner and a jammer. He'll be one of your fastest guys down on kickoffs."

- LSU Head Coach Les Miles

A five-year veteran, Ron Brooks signed a three-year contract with the Eagles in the 2016 offseason after spending the first four years of his career with the Buffalo Bills. Originally a fourth-round pick of the Bills in the 2012 NFL Draft, Brooks appeared in 47 games with three starts for Buffalo, racking up 46 tackles and seven passes defended. Also a key contributor on special teams, Brooks compiled 29 special teams tackles.

BIRDSEED

- During his tenure in Buffalo, served as the Bills' ambassador during Domestic Violence Awareness Month. Brooks has embraced this designation with great pride and plans on getting involved in similar advocacy efforts with the Eagles
- His father, Anthony Brooks, played college football at Texas A&M Commerce and spent the 1993 season on the active roster for the Chicago Bears
- Entered the NFL in 2012 with Eagles teammate LB Nigel Bradham when the pair of defenders were drafted by the Buffalo Bills in the fourth round. In the 2016 offseason, Brooks and Bradham signed contracts with the Eagles one day apart
- Was roommates with Eagles DT Bennie Logan at LSU

2016 HIGHLIGHTS

- Scooped up his first-career fumble recovery in a road win at Chi. (9/19) after DT Bennie Logan stripped the ball loose from Bears RB Jeremy Langford in the fourth quarter. The forced turnover ignited a 6-play, 46-yard Eagles drive that resulted in a Ryan Mathews rushing TD

INJURY REPORT

- Was placed on Injured Reserve on 10/24 after rupturing his right quad tendon vs. Min. (10/23)

PERSONAL

- Claims that RB Steven Jackson is the best player he has ever lined up against. In fact, his "welcome to the NFL" moment took place late in his rookie season when he had back-to-back matchups with Jackson and RB Marshawn Lynch. "I've never seen guys as big as those two," said Brooks
- In college, worked a side job as an EKG technician at a local hospital
- In his spare time, enjoys being active, spending time with his family and playing Call of Duty on PS4
- Is a devoted family man who has created a tradition of going on annual vacations with his loved ones. They most recently embarked on a getaway to Montego Bay
- Grew up watching the likes of Jerry Rice, Emmitt Smith and Troy Aikman. Is currently a fan of LeBron James and Steph Curry



BROOKS' CAREER STATISTICS

Year	Team	GP/GS	TACKLES					PASS DEFENSE					FUMBLES			DEF SNAPS		ST
			Total	Solo	Asst	TFL	Sacks	Int	Yards	Lg	TD	KD	FF	FR	Yards	Played	Pct	
2012	Buffalo	9/2	13	12	1	0.0	0.0	0	0	--	0	4	0	0	0	161	27%	7
2013	Buffalo	11/0	4	3	1	0.0	0.0	0	0	--	0	0	0	0	42	5%	5	
2014	Buffalo	14/1	24	22	2	2.0	0.0	0	0	--	0	1	0	0	145	15%	10	
2015	Buffalo	13/0	5	5	0	1.0	0.0	0	0	--	0	2	0	0	52	6%	7	
2016	Philadelphia	6/5	18	11	7	0.0	0.0	0	0	--	0	2	0	1	235	63%	1	
Totals		53/8	64	53	11	3.0	0.0	0	0	--	0	9	0	1	---	---	30	

2016 GAME-BY-GAME STATISTICS

Date	Opp	W/L	GP/GS	S	A	TT	Sac	Hur	Int	Yds	Lg	KD	FF	FR	Snaps	Pct
Sep 11	Cle	W	1/1	0	1	1	0.0	0	0	0	--	1	0	0	38	73%
Sep 19	at Chi	W	1/1	5	0	5	0.0	0	0	0	--	1	0	1	42	81%
Sep 25	Pit	W	1/1	0	4	4	0.0	0	0	0	--	0	0	0	58	97%
Oct 9	at Det	L	1/1	2	1	3	0.0	0	0	0	--	0	0	0	38	62%
Oct 16	at Was	L	1/0	4	0	4	0.0	0	0	0	--	0	0	0	52	70%
Oct 23	Min	W	1/1	0	1	1	0.0	0	0	0	--	0	0	0	7	9%
PLACED ON INJURED RESERVE (RUPTURED RIGHT QUAD) ON 10/24/16																
Totals			6/5	11	7	18	0.0	0	0	0	--	2	0	1	235	63%

PERSONAL - Cont.

- A dual-threat quarterback at MacArthur High School (TX), was named the District 7-5A MVP as a senior in 2006 after rushing for 1,264 yards and 19 touchdowns, while adding 882 yards and nine touchdowns through the air
- Was *Scout.com*'s No. 7-ranked wide receiver and earned a spot in the U.S. Army All-American Bowl following his senior season
- Compiled 43 receptions for 778 yards and 13 touchdowns as a junior wide receiver in 2006
- The son of Anthony and Lolette Brooks and the brother of Jazzmyn and Kaelyn. His mother is an insurance claims adjuster for MetLife
- Has a daughter, Rylan Kaelyn
- Majored in general studies at LSU

2015 HIGHLIGHTS (WITH BUFFALO)

- Played in 13 games, seeing most of his game action on special teams. Tallied five tackles and two pass breakups on defense, while tying for third on the team with seven special teams tackles
- Notched a season-high five tackles and two passes defended in a 16-6 win vs. Dal. (12/27)

2014 HIGHLIGHTS (WITH BUFFALO)

- Played in 14 games with one start and compiled a career-high 24 tackles and one pass defended. Also logged a career-high 10 tackles on special teams, marking the second-highest total on the team
- Started the final contest of the year at NE (12/28) and tied his career high with nine tackles in the Bills' 17-9 victory
- Logged seven tackles, marking the third-highest total of his career, at Oak. (12/21)

2013 HIGHLIGHTS (WITH BUFFALO)

- Appeared in 11 games and recorded four tackles on defense and five tackles on special teams
- Recorded three tackles and a quarterback hit in the season opener vs. NE (9/8), but sustained a foot injury that sidelined him for the following five contests

2012 HIGHLIGHTS (WITH BUFFALO)

- Began the season on Injured Reserve Designated for Return with a foot injury, but returned in early November and went on to play in nine games with two starts. Made 13 tackles and four passes defended in his rookie campaign
- Made the first start of his NFL career vs. Jax. (12/2) and notched a career-high nine tackles and a career-high three passes defended in the Bills' 34-18 victory over the Jaguars

COLLEGE HIGHLIGHTS

- Played in all 53 games for the LSU Tigers from 2008-11 and made three starts. Finished his collegiate career with 90 tackles, including 12.5 for a loss, 5.5 sacks and three interceptions, all of which he returned for touchdowns. Also notched 10 pass breakups, five forced fumbles and four fumble recoveries
- As a senior in 2011, recorded 30 tackles, including 6.5 for a loss, and set career highs in sacks (3.5), pass breakups (six), interceptions (two) and fumble recoveries (three)
- Was named the SEC Defensive Player of the Week after returning an interception 46 yards for a touchdown and adding four tackles, one sack, a forced fumble and a fumble recovery in a 52-3 win at Ole Miss (11/19/11). The pick-six came on Ole Miss' third play of the game and gave LSU an early 7-0 lead
- Notched an interception return for a touchdown when he picked off a pass vs. Auburn (10/22/11) and returned it 28 yards for a score
- Played in all 13 games as a junior in 2010 and logged a career-high 33 tackles. Also notched two sacks, three pass breakups, a forced fumble and the first interception of his career



Height: 5-11

Weight: 200

Date Of Birth: March 2, 1992

Hometown: Dunnellon, FL

HS: Dunnellon

College: Florida State

NFL Experience: 3rd Year

Acquired: W-Bal-16

Draft Pick: D3a-14 (79th overall) by Baltimore

VITALS



2013 COLLEGE ACCOLADES

CBSSports.com All-America First Team

SI.com All-America Honorable Mention

All-ACC First Team (Coaches)

All-ACC Second Team (Media)

Originally a third-round draft pick of the Baltimore Ravens in 2014, Terrence Brooks was claimed off waivers by the Eagles on Sept. 4, 2016. Brooks appeared in 23 games in his first two seasons with the Ravens and totaled 26 tackles (22 solo) and three passes defended. Prior to entering the NFL, Brooks played four seasons for the Florida State Seminoles and totaled 127 tackles, 15 passes defended and five INTs in 48 games. As a senior in 2013, Brooks was a part of the No. 1 pass defense in the nation and helped the Seminoles win the BCS National Championship.

2016 HIGHLIGHTS

- Leads the team with two special teams forced fumbles
- Recorded the first INT of his career when he picked off Giants QB Eli Manning on the very last play to clinch the win vs. NYG (12/22). Also dislodged the ball from Giants PR Dwayne Harris in the second quarter on special teams and led the unit with two special teams tackles
- Stripped the ball loose on the opening kickoff at Dal. (10/30), the first forced fumble of his career

INJURY REPORT

- Suffered a hamstring injury at NYG (11/6) and was rendered inactive at Sea. (11/20) and vs. Atl. (11/13)

2015 HIGHLIGHTS (WITH BALTIMORE)

- Played in 12 games and totaled seven tackles (six solo) and one pass defended
- Notched five tackles (all solo) vs. Cle. (10/11)
- Recorded his first two tackles of the season vs. Cin. (9/27)

2014 HIGHLIGHTS (WITH BALTIMORE)

- Finished his rookie campaign with 19 tackles (16 solo), two passes defended and a fumble recovery. Sustained a season-ending knee injury and was placed on Injured Reserve on 12/17
- Set a single-game career high with six tackles (five solo) vs. Atl. (10/19)
- Logged three tackles, a pass defended and a fumble recovery at Ind. (10/5)
- Saw his first career action on defense vs. Car. (9/28) and recorded two solo tackles

COLLEGE HIGHLIGHTS

- Appeared in 48 contests (27 starts) at Florida State and finished his four-year career with 127 tackles (89 solo), 15 passes defended, five INTs, three forced fumbles, one fumble recovery and a sack
- Made the transition from FS to SS as a senior in 2013 and helped lead the Seminoles to a BCS National Championship title. That season, the Florida State pass defense was ranked No. 1 in the nation after surrendering just 156.6 passing yards per game. Garnered first-team All-American honors from *CBSSports.com* after starting all 13 games and totaling 56 tackles and two INTs
- Started all 14 games at FS as a junior in 2012 and finished the season with 52 tackles (38 solo), two INTs and four passes defended. Also added a forced fumble and a fumble recovery



BROOKS' CAREER STATISTICS

Year	Team	GP/GS	TACKLES					PASS DEFENSE					FUMBLES			DEF SNAPS		ST
			Total	Solo	Asst	TFL	Sacks	Int	Yards	Lg	TD	KD	FF	FR	Yards	Played	Pct	
2014	Baltimore	11/0	19	16	3	NA	0.0	0	0	--	0	2	0	1	0	234	22%	0
2015	Baltimore	12/0	7	6	1	NA	0.0	0	0	--	0	1	0	0	65	6%	1	
2016	Philadelphia	10/0	0	0	0	NA	0.0	1	6	6	0	1	1	0	3	0%	4	
Totals		33/0	26	22	4	NA	0.0	1	6	6	0	4	1	1	0	---	---	5

Special Teams Forced Fumbles: (2) - 2016 (2)

2016 GAME-BY-GAME STATISTICS

Date	Opp	W/L	GP/GS	S	A	TT	Sac	Hur	Int	Yds	Lg	KD	FF	FR	Snaps	Pct
Sep 11	Cle	W	0/0	INACTIVE												
Sep 19	at Chi	W	1/0	0	0	0	0.0	0	0	0	--	0	0	0	0	0%
Sep 25	Pit	W	1/0	0	0	0	0.0	0	0	0	--	0	0	0	0	0%
Oct 9	at Det	L	0/0	INACTIVE												
Oct 16	at Was	L	1/0	0	0	0	0.0	0	0	0	--	0	0	0	0	0%
Oct 23	Min	W	0/0	INACTIVE												
Oct 30	at Dal	L	1/0	0	0	0	0.0	0	0	0	--	0	1	0	0	0%
Nov 6	at NYG	L	1/0	0	0	0	0.0	0	0	0	--	0	0	0	0	0%
Nov 13	Atl	W	0/0	INACTIVE (HAMSTRING)												
Nov 20	at Sea	L	0/0	INACTIVE (HAMSTRING)												
Nov 28	GB	L	1/0	0	0	0	0.0	0	0	0	--	0	0	0	0	0%
Dec 4	at Cin	L	1/0	0	0	0	0.0	0	0	0	--	0	0	0	0	0%
Dec 11	Was	L	1/0	0	0	0	0.0	0	0	0	--	0	0	0	0	0%
Dec 18	at Bal	L	1/0	0	0	0	0.0	0	0	0	--	0	0	0	0	0%
Dec 22	NYG	W	1/0	0	0	0	0.0	0	1	6	6	1	0	0	3	3%
Jan 1	Dal															
Totals			10/0	0	0	0	0.0	0	1	6	6	1	1	0	3	0%

CAREER HIGHS

Tackles	6	(10/19/14 vs. Atl.)
INTs	1	(12/22/16 vs. NYG)
PDs	1	(4x - 12/22/16 vs. NYG)

PERSONAL

- Played CB and WR at Dunnellon (FL) High School and earned All-County first-team honors on defense
- Majored in sports administration at Florida State
- Has a son named Carter

INJURY HISTORY

- Suffered a hamstring injury at NYG (11/6/16) and was rendered inactive at Sea. (11/20/16) and vs. Atl. (11/13/16)

TRANSACTIONS

- 2014 Drafted by BAL in 3rd round
- 12/17/14 Placed on Injured Reserve (knee)
- 9/3/16 Waived by BAL
- 9/4/16 Acquired off waivers by PHI



VITALS

Height: 6-3
Weight: 235
Date Of Birth: October 29, 1991
Hometown: Venice, FL
HS: Venice
College: Florida
NFL Experience: 3rd Year
Acquired: RFA (2014)
Draft Pick: Undrafted

2015 EAGLES SPECIAL TEAMS TACKLES

1. **Trey Burton** 19
2. **Chris Maragos** 16
3. **Najee Goode** 12

FLORIDA SINGLE- GAME RANKINGS

RUSHING TDS

- 1t. **Trey Burton (vs. Kentucky, 9/25/10)**5
- Tim Tebow (at S. Carolina, 11/10/07).....5
- 3t. **Four players tied with**4

POINTS IN A GAME (NON KICKER)

1. **Trey Burton (vs. Kentucky, 9/25/10)**....36
2. **Tim Tebow (at S. Carolina, 11/10/07)**...30
- 3t. **Many others tied with**24

THREE-STEP DROP

Desired talent: Being in a church choir

Dinner guest: His grandfather, John McClintock, who passed away when he was in high school

Player he models his game after: James Casey

Best player he has lined up against: Jordan Hicks in practice

First jersey: Dan Marino, Miami Dolphins

What he'd be doing if not in football: Financial advisor

Funniest Eagle: Jordan Matthews

Favorite Philly restaurants: Mixto and Prime Stache

Favorite musicians: Lindsey Seals, Lecrae and Andy Mineo

Favorite book: *Crazy Love* by Francis Chan

"Trey brings you the rare combination of a special teams player: He brings you the speed, he has the agility, he plays with the aggressiveness and he has the athletic ability. That's what you want out of your special teams players."

**- Former Eagles LB and Pro Bowl Special Teamer
Ike Reese**

A versatile threat in the collegiate ranks, Trey Burton originally signed with the Eagles as a rookie free agent during the 2014 offseason. Burton has been a key member of the Eagles special teams units in his first two seasons, as he recorded a blocked punt and a blocked punt touchdown return in 2014, and led the team with 19 special teams tackles in 2015.

BIRDSEED

- Works out during the offseason with teammate Nelson Agholor and his brother, Clay Burton, at the Performance Compound in Tampa, FL
- Went on a mission trip to Africa in summer 2012 and lists future trips as an item on his bucket list
- Has a great appreciation for Philadelphia's history and enjoys exploring the city in his free time. "I was never exposed to anything like this when I was growing up," explains Burton
- Claims the biggest influences on his life were a trio of mentors: his late grandfather, John McClintock, and two of his high school coaches, John Peacock and Larry Shannon. Trey grew up without a father in his life and these three men helped fill that void. "They kept me going in the right direction," said Burton. "I didn't have a father growing up, so they were my father figures through high school. If I ever needed anything or need anything to this day, I can always go to them and ask for anything."
- Burton's athleticism runs in his bloodlines, as his grandfather, Lawrence Burton, was the seventh-overall selection in the 1975 NFL Draft and also sprinted for Team USA in the 1972 Summer Olympics in Munich. Lawrence split time with New Orleans and San Diego during a five-year NFL career, hauling in 44 catches for 804 yards and seven TDs. Additionally, he placed fourth for the United States in Munich in the 200-meter final
- Runs a summer football camp in his hometown of Venice, FL
- As the son of a single mother, Trey hopes to get involved in charities that focus on helping children who grow up without fathers

2016 HIGHLIGHTS

- Forced the first fumble of his career when he stripped the ball loose from Ravens KR Chris Moore on a kick return in the second quarter at Bal. (12/18)
- Made his first-career NFL start at Was. (10/16)
- Hauled in his first-career TD off a 2-yard pass from QB Carson Wentz in the third quarter at Chi. (9/19). Also totaled career highs with five receptions for 49 yards in the Monday night win



BURTON'S CAREER STATISTICS

Year	Team	GP/GS	RECEIVING					OFF SNAPS		ST
			No	Yds	Avg	Lg	TD	No	Pct	T
2014	Philadelphia	15/0	0	0	---	--	0	6	1%	7
2015	Philadelphia	16/0	3	54	18.0	43	0	63	5%	19
2016	Philadelphia	14/4	32	288	9.0	32	1	289	27%	7
Totals		45/4	35	342	9.8	43	1	---	---	33

ADDITIONAL CAREER STATISTICS

Blocked Punt: (1) - 2014 [at SF - 9/28 [Andy Lee]]
Special Teams Forced Fumbles: (1) - 2016 (1)
Special Teams Fumble Recoveries: (1) - 2016 (1)
Touchdowns: (1) - 2014 [27-yd blocked punt ret. at NYG - 12/28]
Rushing: (5-10-4Lg) - 2014 (5-10-4Lg)

INJURY REPORT

- Was rendered inactive with a calf injury vs. Cle. (9/11)

2015 HIGHLIGHTS

- Finished the season with a team-high 19 special teams tackles, which is tied for the highest total by an Eagle in the regular season since 2009
- Notched two special teams tackles at NE (12/6) and was part of a unit that scored TDs on a blocked punt and an 83-yard return
- Notched the first two receptions of his career at Det. (11/26), including a 43-yarder in the first quarter that set up a 2-yard TD catch by TE Brent Celek
- Recorded a team-high two special teams tackles at Dal. (11/8), at Car. (10/25) and at Was. (10/4)
- Tied for the team lead with two special teams tackles at Det. (11/26), vs. NO (10/11) and at Atl. (9/14)

2014 HIGHLIGHTS

- Earned a spot on the PFWA All-Rookie team as a special teamer
- Had seven tackles on special teams on the season, including a game-high three vs. Was. (9/21)
- Returned a blocked punt 27 yards for the first touchdown of his career at NYG (12/28). The punt was blocked by James Casey
- Filled in at running back for an injured Darren Sproles vs. NYG (10/12) and rushed five times for 10 yards
- Blocked an Andy Lee punt in the end zone at SF (9/28) that was recovered for a touchdown by teammate Brad Smith. It was the first blocked punt for a TD by the Eagles since 1992

PERSONAL

- He and his wife, Yesenia, have a daughter, Ariella, and a son, Jaxon
- Son of Cindy Burton and has two brothers, Clay Burton and Jake MacFarland. Clay also played collegiately at Florida and went to training camp with the Buffalo Bills in 2015
- Passed for 1,876 yards with 18 TDs and only one INT while adding 821 yards and 22 TDs on the ground for Venice (FL) High School in 2009. Earned FSWA 5A All-State First-Team honors
- Named to the 2008 FSWA 5A All-State first team and named Team MVP and All-Area first team as a junior. Completed 80 of 133 passes for 1,399 and 12 TDs along with 919 yards and 24 TDs on the ground
- Also played basketball and ran track in high school
- Began playing football at 5 years old for the Venice Vikings
- Graduated from Florida with a degree in family, youth and community science

2016 GAME-BY-GAME STATISTICS

Date	Opp	W/L	GP/GS	RECEIVING					SNAPS	
				No	Yds	Avg	Lg	TD	No	Pct
Sep 11	Cle	W	0/0	INACTIVE (CALF)						
Sep 19	at Chi	W	1/0	5	49	9.8	14	1	31	43%
Sep 25	Pit	W	1/0	2	19	9.5	16	0	33	51%
Oct 9	at Det	L	1/0	1	5	5.0	5	0	11	18%
Oct 16	at Was	L	1/1	1	7	7.0	7	0	9	17%
Oct 23	Min	W	1/0	0	0	0.0	0	0	13	22%
Oct 30	at Dal	L	1/0	1	6	6.0	6	0	12	15%
Nov 6	at NYG	L	1/0	3	55	18.3	32	0	17	23%
Nov 13	Atl	W	1/0	0	0	0.0	0	0	9	11%
Nov 20	at Sea	L	1/1	1	14	14.0	14	0	7	9%
Nov 28	GB	L	1/1	3	10	3.3	9	0	19	32%
Dec 4	at Cin	L	1/0	5	53	10.6	15	0	53	66%
Dec 11	Was	L	1/0	7	65	9.3	16	0	37	47%
Dec 18	at Bal	L	1/1	2	2	1.0	1	0	22	25%
Dec 22	NYG	W	1/0	1	3	3.0	3	0	16	29%
Jan 1	Dal									
Totals			14/4	32	288	9.0	32	1	289	27%

CAREER HIGHS

Receptions	7	[12/11/16 vs. Was.]
Yards	65	[12/11/16 vs. Was.]
Long	43	[11/26/15 at Det.]
TDs	1	[9/19/16 at Chi.]

COLLEGE HIGHLIGHTS

- Appeared in 50 games (29 starts) during his collegiate tenure, finishing his career with 720 rushing yards and 16 touchdowns on 141 carries and 107 catches for 976 yards and four touchdowns
- As a senior captain in 2013, tallied 38 receptions for 445 yards and a touchdown as a full-time wide receiver
- Appeared in 12 games (four starts) as a junior, registering 190 yards and two TDs on 29 carries and 18 catches for 172 yards and a TD
- Joined Chris Rainey as the only Gators to score both a rushing and receiving TD in the same game as a sophomore in 2010. Finished the season with 19 catches for 149 yards and one TD, while adding 125 yards and three touchdowns on 37 carries
- Named to the 2010 SEC All-Freshman Team and was named SEC Freshman Player of the Week twice during the 2010 season. Also earned a place on the 2010 SEC Academic Honor Roll
- Saw action at quarterback, fullback, tight end, wide receiver and on kick coverage while starting 11 games as a freshman in 2010. Recorded a team-high 11 rushing touchdowns on 75 carries and also led the Gators with 12 total touchdowns
- Ranked third among Florida freshmen in school history with 12 total TDs and second with 11 rushing TDs, trailing only Emmitt Smith
- Scored six touchdowns (five rushing, one receiving) in a single game against Kentucky (9/25/10), despite only touching the ball 10 times. Was only the fourth player in SEC history to score 36 or more points in a single game

**Height:** 6-1**Weight:** 205**Date Of Birth:** January 18, 1987**Hometown:** Green Cove Springs, FL**HS:** Clay (Green Cove Springs, FL)**College:** Maryland**NFL Experience:** 7th Year**Acquired:** FA (Mia) 2014**Draft Pick:** D5a-10 (145th overall) by Miami**VITALS****2016 EAGLES
DEFENSIVE LEADERS****PASSES DEFENSED**

1. Leodis McKelvin19
2. Nolan Carroll14
3. Malcolm Jenkins12

THREE-STEP DROP**Best player he's ever lined up against:** WR Randy Moss**Collects:** Football cards**Nicknames:** "Nole" and "Bigs"**If he could play another sport, what team/position:** Right forward, Real Madrid**Three items desired on deserted island:** 10 gallons of water, nice tent, food**Favorite musician:** Kevin Gates**Favorite personal sports moment:** Breaking the high school record in the 4x100 relay and making it to the state tournament**Favorite teams growing up:** Miami Dolphins and Jacksonville Jaguars**Favorite meal:** Barbeque chicken**Favorite TV show:** Dexter**Favorite movie:** Big Trouble in Little China

A long and athletic corner, Nolan Carroll re-signed with the Eagles on a one-year deal during the 2016 offseason. Carroll registered career highs in tackles (54) and passes defended (15) in 2015, but was placed on Injured Reserve on 11/27/15 after suffering a broken right ankle on Thanksgiving Day at Det. (11/26/15). A former fifth-round draft choice of Miami in 2010, Carroll emerged as a starter for the Dolphins in 2012 and set career highs in interceptions (three) and sacks (two) in 2013. A native of Green Cove Springs, FL, Carroll was a four-year letterman and team captain at Maryland.

BIRDSEED

- Claims the biggest influence on his career is his high school coach Ron Riddle. Said Carroll: "He had me in gym class and pretty much convinced my mom to let me play football. I wasn't allowed to play until my sophomore year of high school. I owe so much to Coach Riddle"
- Was originally recruited to Maryland as a receiver. Said Carroll: "I liked receiver, but I've always considered myself a defensive guy. I've always had that mindset. I basically begged to play corner"
- One of Carroll's favorite hobbies is restoring old cars. His most prized possession is a 1972 Cutlass. "I bought it my rookie year and have been working on it ever since," said Carroll. "It's almost where I want it to be"

2016 HIGHLIGHTS

- Recorded a season-high nine tackles (all solo) in a 24-19 win vs. NYG (12/22), marking the second-highest single-game total of his career. Also notched two passes defended, including a key fourth-down breakup in Eagles' territory with less than two minutes remaining in regulation on a pass intended for Giants WR Sterling Shepard
- Notched his first interception of the season at NYG (11/6) when he wrestled a pass away from Giants WR Odell Beckham Jr. in the fourth quarter. Added four tackles and a pass breakup
- Logged three tackles and two passes defended at Dal. (10/30)
- Compiled a season-high seven tackles (six solo) and led the defense with two passes defended vs. Min. (10/23). Helped limit the Vikings to just 189 net passing yards
- Recorded four tackles (three solo) at Was. (10/16)
- Tied for the team lead with three passes defended in a 34-3 win vs. Pit. (9/25)
- After his 2015 campaign was cut short due to a season-ending ankle injury, returned to the field and started at CB in the 2016 season opener vs. Cle. (9/11). Tallied two solo tackles and a team-high two passes defended in the victory

INJURY REPORT

- Sustained a concussion in the second quarter vs. Atl. (11/13) and did not return to the game



CARROLL'S CAREER STATISTICS

Year	Team	GP/GS	TACKLES					PASS DEFENSE					FUMBLES			DEF SNAPS		ST
			Total	Solo	Asst	TFL	Sacks	Int	Yards	Lg	TD	KD	FF	FR	Yards	Played	Pct	
2010	Miami	13/1	1	1	0	0.0	0.0	1	1	1	0	2	0	0	0	NA	NA	3
2011	Miami	15/3	26	23	3	0.0	0.0	1	0	0	0	4	0	0	0	NA	NA	6
2012	Miami	14/10	47	41	6	2.0	1.0	0	0	--	0	5	1	0	0	641	57%	4
2013	Miami	16/12	46	43	3	2.0	2.0	3	24	24	0	11	0	0	0	794	69%	1
2014	Philadelphia	16/1	26	24	2	0.0	0.0	0	0	--	0	5	0	0	0	369	32%	11
2015	Philadelphia	11/11	54	39	15	1.0	0.0	2	18	17t	1	15	0	0	0	757	62%	2
2016	Philadelphia	15/15	61	46	15	2.0	0.0	1	0	0	0	14	0	0	0	854	89%	0
Totals		100/53	261	217	44	7.0	3.0	8	43	24	1	56	1	0	0	---	---	27

ADDITIONAL CAREER STATISTICS

Kickoff Returns: (29-700) - 2014 (2-45, long of 24); 2010 (27-655, long of 46)

Special Teams Fumble Recoveries: (1) - 2014 (1)

2016 GAME-BY-GAME STATISTICS

Date	Opp	W/L	GP/GS	S	A	TT	Sac	Hur	Int	Yds	Lg	KD	FF	FR	Snaps	Pct
Sep 11	Cle	W	1/1	2	0	2	0.0	0	0	0	--	2	0	0	51	98%
Sep 19	at Chi	W	1/1	2	1	3	0.0	0	0	0	--	0	0	0	51	98%
Sep 25	Pit	W	1/1	2	1	3	0.0	0	0	0	--	3	0	0	60	100%
Oct 9	at Det	L	1/1	3	0	3	0.0	0	0	0	--	0	0	0	61	100%
Oct 16	at Was	L	1/1	3	1	4	0.0	0	0	0	--	0	0	0	68	92%
Oct 23	Min	W	1/1	6	1	7	0.0	0	0	0	--	2	0	0	75	99%
Oct 30	at Dal	L	1/1	2	1	3	0.0	0	0	0	--	2	0	0	78	100%
Nov 6	at NYG	L	1/1	3	1	4	0.0	0	1	0	0	1	0	0	54	84%
Nov 13	Atl	W	1/1	1	1	2	0.0	0	0	0	--	0	0	0	23	46%
Nov 20	at Sea	L	1/1	6	0	6	0.0	0	0	0	--	2	0	0	54	81%
Nov 28	GB	L	1/1	1	3	4	0.0	0	0	0	--	0	0	0	67	94%
Dec 4	at Cin	L	1/1	2	1	3	0.0	0	0	0	--	0	0	0	51	80%
Dec 11	Was	L	1/1	4	2	6	0.0	0	0	0	--	0	0	0	47	98%
Dec 18	at Bal	L	1/1	0	2	2	0.0	0	0	0	--	0	0	0	48	83%
Dec 22	NYG	W	1/1	9	0	9	0.0	0	0	0	--	2	0	0	66	74%
Jan 1	Dal															
Totals			15/15	46	15	61	0.0	0	1	0	0	14	0	0	854	89%

CAREER HIGHS

Tackles	10	11/4/12 at Ind.
Sacks	1.0	3x - 12/22/13 at Buf.
INTs	1	8x - 11/6/16 at NYG
KDs	4	11/24/13 vs. Car.
FFs	1	10/28/12 at NYJ

TOUCHDOWNS (5)

Touchdown	Date	Opponent
17-yd Int. ret.	10/19/15	vs. NYG (QB Eli Manning)



PERSONAL

- Has a son, Nolan III
- Son of Nolan and Jennifer Carroll. Has a younger brother, Necho, and a younger sister, Nyckie
- Has a pet bulldog named Prime
- During the offseason, works out in Florida with other NFL stars, including Jets WR Brandon Mashall, Vikings QB Teddy Bridgewater, Bills TE Charles Clay, Bears WR Alshon Jeffrey and Buccaneers WR Mike Evans
- Attended Clay High School in Green Cove Springs, FL, where he was a three-year starter at wide receiver and helped his team to district titles in each of his last two seasons
- Prior to entering the NFL, last scored a touchdown as a receiver at Clay High School
- Also lettered in soccer and track
- Graduated from Maryland with a bachelor's degree in family science
- Twitter: @CarrollCity; Instagram: @carrollcity

2015 HIGHLIGHTS

- Led the team in pass breakups (15) and ranked second in interceptions (two) before being placed on Injured Reserve (ankle) following Week 12. Despite the shortened season, set single-season career highs in tackles (54) and passes defended
- Tallied three pass breakups vs. Mia. (11/15)
- Notched seven tackles and three passes defended at Dal. (11/8)
- Recorded an interception in his second-straight contest, ripping the ball away from Panthers WR Ted Ginn Jr. in midair at Car. (10/25). Also added eight tackles, including a TFL
- Picked off Giants QB Eli Manning and returned the interception 17 yards for a touchdown in the first quarter vs. NYG (10/19). The touchdown was the Eagles first pick-six since CB Bradley Fletcher accomplished the feat on 11/10/14 vs. Car. and was Carroll's first TD since he was a WR in high school
- Broke up two passes and added five tackles in a win at NYJ (9/27)



Height: 6-4

Weight: 255

Date Of Birth: January 25, 1985

Hometown: Cincinnati, OH

HS: LaSalle (Cincinnati, OH)

College: Cincinnati

NFL Experience: 10th Year

Draft Pick: D5b-07 (162nd overall)

by Philadelphia

VITALS

LONGEST CURRENT TENURED ATHLETES IN PHILADELPHIA

Jon Dorenbos (Eagles) Dec 2006

Brent Celek (Eagles) Sept 2007

Claude Giroux (Flyers) Feb 2008

Jason Peters (Eagles) Sept 2009

EAGLES ALL-TIME LEADERS IN RECEPTIONS

1. Harold Carmichael	589
2. Pete Retzlaff	452
3. Brian Westbrook	426
4. Brent Celek	384
5. Pete Pihos	373
6. Keith Byars	371
7. Mike Quick	363
8. DeSean Jackson	356

THREE-STEP DROP

Favorite businessperson: Elon Musk

Bucket list: Driving in a NASCAR race

First jerseys: Charles Woodson, Michigan and Jerome Bettis, Steelers

If he could play another sport, what team/position: Center, Cleveland Cavaliers

First job: A janitor in his uncle's motorcycle shop

Favorite musician: Guordan Banks

Favorite TV show: Nature documentaries narrated by David Attenborough

"I love players that sacrifice their personal statistics for the team and Celek leads the Eagles in that category."

- ESPN analyst Jon Gruden

One of the toughest and most reliable players in team history, Brent Celek does it all from the tight end position. He is a big target in the passing game, a relentless blocker and an unquestioned leader on the squad. Despite not being invited to the NFL Scouting Combine, Celek went on to become a 5th round pick in 2007 and developed into one of the most productive Eagle tight ends ever. He has also ingrained himself within the Philadelphia community with his philanthropic work and business acumen. After inking a new deal in 2016, Celek is signed through 2018.

CAREER HIGHLIGHTS

- Produced one of the most prolific seasons by an Eagles tight end in 2009, setting career highs in receptions (76), yards (971) and TDs (eight). These numbers were the second-highest single-season totals in team history in all three categories among tight ends. In addition, his yards and touchdown totals ranked fourth among all NFL tight ends
- Set a franchise playoff record with 10 catches, (83 yards and two TDs) in the NFC Championship game on 1/18/09 at Ari. His two TD receptions tied a team postseason record (Chad Lewis, Fred Barnett, Harold Carmichael)
- With 157 receiving yards vs. the Ravens on 9/16/12, Celek recorded the second-highest yardage output by a tight end in franchise history behind Pete Retzlaff's 204 yards vs. Was. on 11/14/65

BIRDSEED

- Founded in 2010, Celek's Take Flight Foundation has a primary goal of providing seriously ill and physically challenged children throughout Greater Philadelphia with daily support and life-changing experiences. For more information, log on to brentcelek.org



- Aimed to help fund the preservation of select National parks by donating 25% of profits, Celek's REVISIT partners with local designers and artisans to offer a fine line of goods, accessories and jewelry at revisitproducts.com

REVISIT

- Located on the cobblestone block of Front and Chestnut in Philadelphia, Celek's restaurant, Prime Stache, offers an extensive American bistro style menu and carefully selected craft beer and cocktails. primestache.com



- In 2014, Celek became the first NFL player to ever be named to *Philadelphia Business Journal's* "40 under 40" for his success in his multiple business ventures



CELEK'S CAREER STATISTICS

Year	Team	GP/GS	RECEIVING					OFF SNAPS		
			No	Yds	Avg	Lg	TD	No	Pct	
2007	Philadelphia	16/4	16	178	11.1	29	1	NA	NA	
2008	Philadelphia	16/7	27	318	11.8	44	1	NA	NA	
2009	Philadelphia	16/15	76	971	12.8	47t	8	NA	NA	
2010	Philadelphia	16/15	42	511	12.2	65t	4	NA	NA	
2011	Philadelphia	16/16	62	811	13.1	73	5	NA	NA	
2012	Philadelphia	15/14	57	684	12.0	34	1	862	76%	
2013	Philadelphia	16/15	32	502	15.7	42	6	845	77%	
2014	Philadelphia	16/15	32	340	10.6	37	1	815	69%	
2015	Philadelphia	16/13	27	398	14.7	60	3	603	52%	
2016	Philadelphia	15/7	13	146	11.2	24	0	416	39%	
Totals		158/121	384	4859	12.7	73	30	---	---	

PLAYOFFS									
Year	Team	GP/GS	No	Yds	Avg	Lg	TD	No	Pct
2008	Philadelphia	3/3	19	151	7.9	31t	3	NA	NA
2009	Philadelphia	1/1	3	59	19.7	26	0	NA	NA
2010	Philadelphia	1/1	2	25	12.5	16	0	NA	NA
2013	Philadelphia	1/1	2	16	8.0	24	0	41	71%

100-YARD RECEIVING GAMES (8)

Yds	Date	Opponent	Rec.	TDs
157	9/16/12	vs. Baltimore (W)	8	0
156	12/18/11	vs. N.Y. Jets (W)	5	1
134	11/15/15	vs. Miami (L)	4	0
131	11/2/08	at Seattle (W)	6	0
121	12/27/09	vs. Denver (W)	4	1
116	11/10/14	vs. Carolina (W)	5	0
104	9/27/09	vs. Kansas City (W)	8	1
104	9/20/09	vs. New Orleans (L)	8	0

BIRDSEED - Cont.

- Admits getting snubbed for the combine in 2007 was a huge motivating factor for him. Said Celek: "It ticked me off, to be honest. I thought I would be drafted higher, but it just lit a fire under me that I will always carry."
- A friend of die-hard Eagles fan and CSNBN's Mad Money host Jim Cramer, the two met for the first time for dinner in 2009 and have regularly talked about football and finance ever since
- Acquired his desire to invest and research business ventures during his college classes at Cincinnati. "I would often get bored in class and sometimes just log onto the internet during class to research companies." ... Not much has changed today as Celek uses Flip Board to keep up with all the latest news and trends in business, style, entrepreneurship, architecture and design
- Brent's No. 1 fan is his grandfather, Ed, and vice versa. "We've been very close from when he was little on up," Ed said. Brent gave his grandfather the ball from his first touchdown catch in 2007. In fact, Prime Stache, contains a photo of Ed with a mustache on the menu

2016 GAME-BY-GAME STATISTICS

Date	Opp	W/L	GP/GS	RECEIVING					SNAPS	
				No	Yds	Avg	Lg	TD	No	Pct
Sep 11	Cle	W	1/0	1	11	11.0	11	0	38	49%
Sep 19	at Chi	W	1/1	0	0	0.0	0	0	53	74%
Sep 25	Pit	W	1/1	3	61	20.3	24	0	45	69%
Oct 9	at Det	L	1/0	0	0	0.0	0	0	23	38%
Oct 16	at Was	L	1/1	0	0	0.0	0	0	13	25%
Oct 23	Min	W	1/1	1	7	7.0	7	0	28	48%
Oct 30	at Dal	L	1/0	0	0	0.0	0	0	23	29%
Nov 6	at NYG	L	1/0	0	0	0.0	0	0	21	28%
Nov 13	Atl	W	1/0	1	9	9.0	9	0	28	35%
Nov 20	at Sea	L	1/0	1	19	19.0	19	0	19	24%
Nov 28	GB	L	1/1	0	0	0.0	0	0	20	34%
Dec 4	at Cin	L	1/1	0	0	0.0	0	0	19	24%
Dec 11	Was	L	1/1	2	7	3.5	9	0	30	38%
Dec 18	at Bal	L	1/0	1	5	5.0	5	0	26	30%
Dec 22	NYG	W	1/0	3	27	9.0	16	0	30	54%
Jan 1	Dal									
Totals			15/7	13	146	11.2	24	0	416	39%

CAREER HIGHS

Receptions	10	(12/28/10 vs. Min.)
	10	(1/18/09 at Ari., NFC-C)
Yards	157	(9/16/12 vs. Bal.)
Long	73	(12/18/11 vs. NYJ)
TDs	2	(1/18/09 at Ari., NFC-C)
	1	(30x - 11/26/15 at Det)

PERSONAL

- He and his wife, Celeste, reside in Philadelphia
- His parents, Steve and Debbie, own three hair salons and spas in Cincinnati named Paragon Salon
- Has two younger brothers, Garrett, who is a tight end for the San Francisco 49ers, and Tyler. Also has two younger sisters, Stephanie and Mackenzie.
- Brent and Garrett are one of eight brother combinations to both play in the NFL joining Keith and Kerry Cash, Daniel and Darren Felts, Billy and David Griggs, Rob and Dan Gronkowski, Darryl and Gary Lewis, Ed and Irv Smith, and John and Mike Tice
- Grew up a fan of the Cincinnati Bengals as his family owned 10 season tickets. His favorite Bengal of all time is Boomer Esiason. Also enjoyed watching Notre Dame football
- Tries to model his game after one of the all-time great running backs. "I grew up watching Jerome Bettis and loved the way he played. He was a beast, the first guy never took him down. When I have the ball in my hands, I try to be like him. That's my mindset."
- Began playing football in the 2nd grade as a fullback for Our Lady of Visitation in Cincinnati
- Hobbies include reading murder mysteries and books regarding the stock market, as well as playing tennis and basketball
- Twitter: @BrentCelek; Instagram: @brentcelek
- A two-time all-district and all-league selection at LaSalle HS. Also lettered in track and field (shotput and discus)



Height: 6-4
Weight: 310

VITALS

Date Of Birth: December 13, 1990
Hometown: Yazoo City, MS
HS: Yazoo City
College: Mississippi State
NFL Experience: 5th Year
Draft Pick: D1-12 (12th overall)
by Philadelphia

MOST SACKS INTERIOR DL

EAGLES HISTORY

Andy Harmon	39.5
Ken Clarke	32.5
Corey Simon	32.0
Jerome Brown	29.5
Fletcher Cox	28.5
Darwin Walker	27.5

2016 NFL SACK LEADERS

DEFENSIVE TACKLES

Geno Atkins, Cin	8.5
Aaron Donald, LA	8.0
Gerald McCoy, TB	7.0
Leonard Williams, NYJ	7.0
Fletcher Cox, Phi	6.5
Kawann Short, Car	6.0

THREE-STEP DROP

If he could play another sport, what position/team:

First baseman for the NY Yankees

Three favorite throwback jerseys: Michael Jordan, Bulls;

Ronnie Lott, 49ers; Ken Griffey, Jr., Reds

Best player ever lined up against: Tyron Smith

First jersey owned: LaDanian Tomlinson, Chargers

Favorite athlete growing up: Jeremiah Trotter

Nickname: Bug Eye

Favorite meal: Mom's baked beans, mac and cheese,
grilled chicken and pork chops

Pro Bowls: 2016, 2017

"He's a difficult match up one-on-one; he plays the run well and he plays the pass well. You know, there's a reason we gave him all that money and it's not because he fits a certain scheme or anything else. He's just a really good player."

- Eagles D-coordinator Jim Schwartz

A powerful and disruptive force, two-time Pro Bowl selection Fletcher Cox has established himself as one of the league's best defensive players after the Eagles traded up three spots in the 2012 draft to take him with the 12th overall selection. Cox was named to the Pro Bowl in 2015 and 2016 after being named 2nd team All-Pro in 2014. He inked a lucrative, six-year contract extension on June 16, 2016 that will keep him in Philadelphia through 2022.

CAREER HIGHLIGHTS

- Earned back-to-back Pro Bowl berths following the 2015 and 2016 seasons
- Named second-team All-Pro by The Associated Press in 2014 and 2015
- Voted by his teammates as the team's Ed Block Courage award winner in 2015
- Was named to PFWA's all-rookie team in 2012
- His 5.5 sacks in 2012 tied for team lead and tied for fifth among rookies and all NFL defensive tackles

BIRDSEED

- Claims the biggest influence on his life and career is his late older brother, Shaddrick, who passed away during the 2015 offseason. Said Cox, "He was my father figure. I always looked up to him, especially for decision making. He always taught me about doing the right things and being successful in life. I try to emulate him every day. He taught me my love for cars"
- Also credits his high school guidance counselor, Christie Cater, and his late high school position coach, Kyle Wallace, for his success. "Coach Wallace picked me up every day for summer workouts. He pushed me to my limits"
- Grew up in a small town of Yazoo, MS, which has a population of less than 30,000 people. "It was a big adjustment for me," said Cox, whose graduating class was just 100 people
- Owns two pitbulls named Debow and Nina

2016 HIGHLIGHTS

- Recorded a sack of Joe Flacco as well as a fumble recovery that led to a TD at Bal. (12/18)
- Posted 1.5 sacks of Kirk Cousins vs. Was. (12/11)
- Recorded a sack of Matthew Stafford at Det. (10/9)
- Named NFC Defensive Player of the Month in September with 3 sacks and a forced fumble in 3 games
- Sacked Ben Roethlisberger twice and forced him to fumble once (recovered by Brandon Graham) as part of an eight-tackle effort vs. Pit. (9/25)
- Had a sack on opening day for 4th time in his 5 NFL seasons with a sack of Robert Griffin vs. Cle. (9/11)



COX'S CAREER STATISTICS																	
			TACKLES					PASS DEFENSE					FUMBLES			DEF SNAPS	
Year	Team	GP/GS	Total	Solo	Asst	TFL	Sacks	Int	Yards	Lg	TD	KD	FF	FR	Yards	Played	Pct
2012	Philadelphia	15/9	65	46	19	7.0	5.5	0	0	--	0	2	0	0	0	509	49%
2013	Philadelphia	16/16	66	44	22	1.0	3.0	0	0	--	0	3	0	1	3	882	73%
2014	Philadelphia	16/16	70	59	11	7.0	4.0	0	0	--	0	0	1	3	21	921	80%
2015	Philadelphia	16/16	104	80	24	16.5	9.5	0	0	--	0	0	3	2	0	983	81%
2016	Philadelphia	15/15	50	31	19	10.0	6.5	0	0	--	0	2	1	1	0	733	76%
Totals		78/72	355	260	95	41.5	28.5	0	0	--	0	7	5	7	24	---	---

PLAYOFFS																	
Year	Team	GP/GS	Total	Solo	Asst	TFL	Sacks	Int	Yards	Lg	TD	KD	FF	FR	Yards	Played	Pct
2013	Philadelphia	1/1	3	3	0	0.0	0.0	0	0	--	0	0	0	0	0	61	85%
Totals		1/1	3	3	0	0.0	0.0	0	0	--	0	0	0	0	0	---	---

CAREER HIGHS		
Tackles	13	12/7/14 vs. Sea
Sacks	3	10/11/15 vs. NO
Forced Fumbles	2	10/11/15 vs. NO

TOUCHDOWNS	
17-yard fumble return vs. Jax (9/7/14)	

MULTI-SACK GAMES (5)		
Sacks	Date	Opp
3.0	10/11/15	vs. New Orleans (W)
2.0	9/25/16	vs. Pittsburgh (W)
2.0	12/26/15	vs. Washington (L)
1.5	12/11/16	vs. Washington (L)
1.5	12/13/12	vs. Cincinnati (L)



PERSONAL

- Son of Melissa Cox, who works at a Nissan dealership. His older brother, Shaddrick, passed away during the 2015 offseason. Has two sisters, Fantasia and Nakeia
- Played at Yazoo City HS (MS) and recorded 104 total tackles, including 10 sacks, as a senior. Also had one interception and a fumble recovery
- As a junior, notched 103 total tackles, including 11 sacks, and recorded two INTs, one of which he returned for a touchdown
- Also played basketball and participated in track in the second leg of the 4x100 team
- Began playing football at Woolfolk Middle School as a defensive end and guard
- Twitter: @fcoxx_91; Instagram: @fcoxx_91

2016 GAME-BY-GAME STATISTICS														
Date	Opp	W/L	GP/GS	S	A	TT	Sac	Hur	KD	FF	FR	Snaps	Pct	
Sep 11	Cle	W	1/1	4	0	4	1.0	2	0	0	0	38	73%	
Sep 19	at Chi	W	1/1	2	0	2	0.0	1	0	0	0	42	81%	
Sep 25	Pit	W	1/1	6	2	8	2.0	3	0	1	0	41	68%	
Oct 9	at Det	L	1/1	2	0	2	1.0	1	0	0	0	53	87%	
Oct 16	at Was	L	1/1	0	0	0	0.0	3	0	0	0	55	74%	
Oct 23	Min	W	1/1	2	3	5	0.0	2	0	0	0	54	71%	
Oct 30	at Dal	L	1/1	3	2	5	0.0	2	0	0	0	64	82%	
Nov 6	at NYG	L	1/1	3	2	5	0.0	0	1	0	0	50	78%	
Nov 13	Atl	W	1/1	0	1	1	0.0	3	0	0	0	41	82%	
Nov 20	at Sea	L	1/1	2	2	4	0.0	1	0	0	0	45	67%	
Nov 28	GB	L	1/1	0	2	2	0.0	0	0	0	0	57	80%	
Dec 4	at Cin	L	1/1	2	1	3	0.0	0	1	0	0	47	73%	
Dec 11	Was	L	1/1	3	1	4	1.5	1	0	0	0	34	71%	
Dec 18	at Bal	L	1/1	1	1	2	1.0	1	0	0	1	46	79%	
Dec 22	NYG	W	1/1	1	2	3	0.0	1	0	0	0	66	74%	
Jan 1	Dal													
Totals			15/15	31	19	50	6.5	21	2	1	1	733	76%	

THE MECHANIC



One of Fletcher's passions off the field is fixing up old cars. In fact, he believes he'd most likely work as a mechanic if he wasn't playing football. "I didn't have a much a choice. It runs in the family," said Cox, who now has his own drag racing team using a 1991 Ford Mustang drag radial which is driven by Shawn Ayers. The team competes in professional events around the country.

NFL PLAYER OF THE WEEK/MONTH HONORS

NFC Defensive Player of the Week	10/11/15 vs. New Orleans
NFC Defensive Player of the Month	September 2016

VITALS
Height: 6-3
Weight: 279
Date Of Birth: June 30, 1988
Hometown: Neptune, NJ
HS: Neptune
College: Marshall
NFL Experience: 5th Year
Draft Pick: D2b-12 (59th overall)
 by Philadelphia



PLAYERS WITH 9-PLUS SACKS & 4-PLUS FORCED FUMBLES IN 2014

Player (Team)	Sacks	FF
Justin Houston (KC)	22.0	4
J.J. Watt (HOU)	20.5	4
Ryan Kerrigan (WAS)	13.5	5
Paul Kruger (CLE)	11.0	4
Robert Quinn (STL)	10.5	5
Vinny Curry (PHI)	9.0	4

THREE-STEP DROP

Collects: Jordans (over 600 pairs)
Biggest pet peeve: Clutter
If he could play another sport, what team/position: PG, New York Knicks
Three favorite throwback jerseys: Jerome Brown, Eagles; Allen Iverson, Sixers; Michael Jordan, Bulls
Favorite Halloween costume: The Ultimate Warrior
Hobbies: Fashion, bowling, watching movies
Person he'd like to have dinner with: His mom
First jobs: Stocking milk in a grocery store at 16 and washing dishes at a nursing home at 17
Favorite movie: Friday
Favorite TV show: Martin
Favorite quote: "To be the man, you gotta beat the man!" - Ric Flair
Favorite meal: Crab

A lifelong fan of the Philadelphia Eagles, Vinny Curry has emerged as a valuable pass-rushing threat in the Eagles defensive line rotation, signing a five-year contract in 2016 that will keep him in Philadelphia through 2020. In 2014, Curry provided quality production off the bench as he set career highs in sacks (nine) and forced fumbles (four). Selected in the second round in 2012, Curry was named the 2011 Conference USA Defensive Player of the Year as a senior after posting 11 sacks, seven forced fumbles and 22 tackles for a loss.

BIRDSEED

- Wears No. 75 in remembrance of the 75 lives that were lost in the 1970 Marshall plane crash. "I want to show appreciation for what Marshall meant to me and the great tradition I was part of."
- Grieving the loss of a loved one is a distressing time for anyone and following up a tragic loss with an appearance in an emotionally-charged football game can be overwhelming. As challenging as it was, Vinny Curry did just that. On October 14, 2011, Curry attended his mother's funeral. On October 15, the very next day, he joined his Marshall teammates and defeated conference rival Rice at home, 24-20. Curry had arguably the greatest game of his career as he posted nine tackles, 3.5 sacks and a forced fumble. His performance earned him the FWAA/Bronko Nagurski National Defensive Player of the Week award
- Has only been left starstruck once in his life. At WrestleMania 32, Curry had the rare opportunity to meet his childhood wrestling idol, Ric Flair



2016 HIGHLIGHTS

- Registered a half sack of Seahawks QB Russell Wilson in the third quarter at Sea. (11/20)
- Brought down Lions QB Matthew Stafford at Det. (10/9) to notch his first sack of the season

PERSONAL

- Grew up as a huge fan of the Eagles. "It all started with Ricky Watters. I originally wanted to play running back and he was my favorite player. After that, I just loved rooting for them, I have pictures and jerseys all over my house. It was such a special moment for me to get drafted by the team I've rooted for all my life."
- A standout performer at Neptune (NJ) High School who garnered first-team All-State, All-Shore, All-County and All-Conference honors. Was named team MVP and team captain at Neptune
- His pregame ritual consists of watching YouTube clips of great players. "I used to watch Warren Sapp, Jevon Kearse, Hugh Douglas; all those guys."
- Began playing football as a running back when he was 8, but quickly switched to the defensive side of the ball. Says his favorite part about playing the game is the excitement of making a big play in front of the crowd



CURRY'S CAREER STATISTICS

Year	Team	GP/GS	TACKLES					PASS DEFENSE					FUMBLES			DEF SNAPS		
			Total	Solo	Asst	TFL	Sacks	Int	Yards	Lg	TD	KD	FF	FR	Yards	Played	Pct	
2012	Philadelphia	6/0	9	7	2	1.0	0.0	0	0	--	0	0	0	0	0	0	88	8%
2013	Philadelphia	14/0	21	17	4	1.0	4.0	0	0	--	0	5	0	0	0	317	26%	
2014	Philadelphia	16/0	16	12	4	2.0	9.0	0	0	--	0	0	4	1	0	371	32%	
2015	Philadelphia	16/0	26	16	10	4.5	3.5	0	0	--	0	0	0	0	0	427	35%	
2016	Philadelphia	15/0	25	17	8	5.0	1.5	0	0	--	0	0	0	0	0	410	43%	
Totals		67/0	97	69	28	13.5	18.0	0	0	--	0	5	4	1	0	---	---	

PLAYOFFS

2013	Philadelphia	1/0	3	1	2	0.0	0.0	0	0	--	0	0	0	0	0	14	19%
Totals		1/0	3	1	2	0.0	0.0	0	0	--	0	0	0	0	0	---	---

CAREER HIGHS

Tackles	6	(11/28/16 vs. GB)
Sacks	2.0	(2x - 11/26/15 at Det.)

PERSONAL - Cont.

- In 2013, he and three of his teammates conducted a sports equipment drive to benefit the Neptune Township Recreation sports leagues
- In college, Curry spent much of his time visiting cancer patients at hospitals, particularly kids at children's hospitals. In 2013, he took part in a walk on Marshall's campus that raised awareness for Autism
- Would like to trade places with Diddy for a day and thinks that 50 Cent would be the ideal candidate to play him in a movie
- His Twitter handle is @MrGetFlee99, based off of his nickname "FLEE" which stands for "Fly Like Each and Every Day"
- Has several tattoos and regards the body art as a "timeline" of his life
- Son of Vincent Curry and Linda Jackson. His mother passed away during his senior year in college after a battle with liver cancer. His Aunt Ginja has been his guardian ever since. "She has been so supportive of me through all the tough times, and has always been there for me," said Curry of his aunt
- Has five siblings - Shawanda Johnson, Thomas Jackson, Amanda Johnson, Jillisa Curry and Renea Unverzagt
- Graduated with a degree in general studies

2016 GAME-BY-GAME STATISTICS

Date	Opp	W/L	GP/GS	S	A	TT	Sac	Hur	KD	FF	FR	Snaps	Pct
Sep 11	Cle	W	1/0	0	0	0	0.0	1	0	0	0	24	46%
Sep 19	at Chi	W	1/0	2	0	2	0.0	0	0	0	0	24	46%
Sep 25	Pit	W	1/0	0	0	0	0.0	2	0	0	0	26	43%
Oct 9	at Det	L	1/0	2	2	4	1.0	2	0	0	0	16	26%
Oct 16	at Was	L	1/0	1	1	2	0.0	1	0	0	0	31	42%
Oct 23	Min	W	1/0	0	0	0	0.0	1	0	0	0	41	54%
Oct 30	at Dal	L	1/0	0	0	0	0.0	0	0	0	0	32	41%
Nov 6	at NYG	L	1/0	2	1	3	0.0	0	0	0	0	30	47%
Nov 13	Atl	W	1/0	1	0	1	0.0	0	0	0	0	26	52%
Nov 20	at Sea	L	1/0	1	1	2	0.5	1	0	0	0	26	39%
Nov 28	GB	L	1/0	4	2	6	0.0	1	0	0	0	31	44%
Dec 4	at Cin	L	1/0	0	1	1	0.0	0	0	0	0	26	41%
Dec 11	Was	L	1/0	1	0	1	0.0	0	0	0	0	15	31%
Dec 18	at Bal	L	1/0	2	0	2	0.0	0	0	0	0	28	48%
Dec 22	NYG	W	1/0	1	0	1	0.0	1	0	0	0	34	38%
Jan 1	Dal												
Totals			15/0	17	8	25	1.5	9	0	0	0	410	43%

RIGHT PLACE, RIGHT TIME


Curry grew up as a die-hard Eagles fan and just so happened to be drafted the day before one of his favorite players, Brian Dawkins, retired as an Eagle. "I know most people say that the draft is the best day of their life, but growing up an Eagles fan and being blessed with the opportunity to see Dawkins retire and give a speech here, this has to be the best day of my life."



STYLIN' AND PROFILIN'

When Curry isn't on the field chasing the quarterback or stuffing the run, he can be found watching his favorite pastime - professional wrestling. In fact, two items on his bucket list include becoming a WWE wrestler and competing at WrestleMania. In college, Curry even dressed up as his favorite all-time wrestler, Ric Flair, during a press conference.





VITALS
Height: 6-0
Weight: 225
Date Of Birth: October 7, 1986
Hometown: Southlake, TX
HS: Carroll Senior (Southlake, TX)
College: Missouri
NFL Experience: 8th Year
Acquired: FA (KC) 2016
Draft Pick: Undrafted

COLLEGE AWARD FINALIST

2008: Davey O'Brien Award
 Draddy Trophy
 Manning Award
 Maxwell Award
 Unitas Golden Arm Award
 Wuerffel Trophy
2007: Davey O'Brien Award
 Heisman Trophy
 Manning Award
 Walter Camp Award

MISSOURI SINGLE-SEASON RECORDS (2008)

Category	Total
Passing Yards	4,335
TD Passes	39
Completions	385
Completion Pct.	72.9

MISSOURI NO. 1 CAREER RANKINGS

Category	Career Total
Total Offense	13,485
Passing Yards	12,515
Touchdown Passes	101
Completions	1,094
Completion Pct.	68.0

THREE-STEP DROP

First job: Mowing lawns. "My dad made me mow our neighbors' lawns in order to earn my allowance"

Hobbies: Going to the movies with his wife and golfing

If he could play another sport: Center fielder, KC Royals or Texas Rangers

Former H.S. teammates in NFL: Saints LS Justin Drescher, K Garrett Hartley

Favorite athletes growing up: Brett Favre and Steve Young

Favorite meal: Tex-Mex

Favorite movies: *Billy Madison* and *Happy Gilmore*

Favorite TV shows: *Homeland* and *House of Cards*

Favorite quote: "Fear not, for I am with you." Since high school, has worn a cross necklace with that Bible verse engraved on its back

"I see the leadership ability that he has on and off the football field. I see how well he interacts with the football players. I see what he's done, not only in practice, but in limited game situations...His confidence level is extremely high. It's hard to explain unless you've been around someone for three years like I have. You have that trust and confidence in that individual. That's the level of trust that I have in Chase Daniel and the confidence that I have in him."

-Eagles Head Coach Doug Pederson

An eight-year NFL veteran, Chase Daniel signed with the Philadelphia Eagles as a free agent in the 2016 offseason after spending the previous three seasons with the Kansas City Chiefs. In Kansas City, Daniel worked closely with then-Chiefs offensive coordinator and current Eagles head coach Doug Pederson. A three-year starter at the University of Missouri, Daniel ranks as the school's all-time leader in passing yards (12,515), completions (1,094) and touchdown passes (101) and was named a Heisman Trophy finalist as a junior in 2007.

CAREER HIGHLIGHTS

- Spent his first four years in the NFL with the New Orleans Saints, where he backed up Pro Bowl QB Drew Brees and won a Super Bowl in 2009

2016 HIGHLIGHTS

- Played in his first game as an Eagle in Week 16 vs. NYG (12/22) when starting QB Carson Wentz was placed in the concussion protocol in the third quarter. Completed his only pass attempt for 16 yards and helped the Eagles offense reach the red zone

BIRDSEED

- In 2014 and 2015, Daniel and his wife, Hillary, partnered with Make A Wish Missouri to host the Kansas City Night of Wishes at Arrowhead Stadium. The



2014 event raised more than \$140,000 and helped grant the wishes of 29 children, while proceeds from the 2015 event helped grant wishes for roughly 40 local children battling life-threatening medical conditions

THREE OF A KIND



During his time in New Orleans, Daniel served as the Saints' primary holder on field goals and extra points. For two seasons, he teamed up with former Southlake (TX) High School teammates LS Justin Drescher and K Garrett Hartley, to form the Saints kicker-holder-long snapper trio.



DANIEL'S CAREER STATISTICS																			
			PASSING										RUSHING					OFF SNAPS	
Year	Team	GP/GS	Att	Cmp	Pct	Yds	Y/A	TD	Int	Lg	Sk/Yd	Rat	Att	Yds	Avg	Lg	TD	No	Pct
2009	New Orleans	0/0	0	0	---	0	---	0	0	--	0/0	---	0	0	---	--	0	NA	NA
2010	New Orleans	13/0	3	2	66.7	16	5.3	0	0	9	1/10	79.9	2	16	8.0	16	0	NA	NA
2011	New Orleans	16/0	5	4	80.0	29	5.8	0	0	14	0/0	90.8	3	-3	-1.0	-1	0	NA	NA
2012	New Orleans	16/0	1	1	100.0	10	10.0	0	0	10	0/0	108.3	3	17	5.7	19	0	13	1%
2013	Kansas City	5/1	38	25	65.8	248	6.5	1	1	48	2/11	81.9	14	52	3.7	29	0	100	9%
2014	Kansas City	3/1	28	16	57.1	157	5.6	0	0	30	4/17	73.1	4	15	3.8	9	0	67	7%
2015	Kansas City	2/0	2	2	100.0	4	2.0	0	0	6	0/0	79.2	2	-2	-1.0	-1	0	13	1%
2016	Philadelphia	1/0	1	1	100.0	16	16.0	0	0	16	0/0	118.8	0	0	---	--	0	6	1%
Totals		56/2	78	51	65.4	480	6.2	1	1	48	7/38	81.1	28	95	3.4	29	0	---	--
PLAYOFFS																			
2009	New Orleans	0/0	0	0	---	0	---	0	0	--	0/0	---	0	0	---	--	0	NA	NA
2010	New Orleans	1/0	0	0	---	0	---	0	0	--	0/0	---	0	0	---	--	0	NA	NA
2011	New Orleans	2/0	0	0	---	0	---	0	0	--	0/0	---	0	0	---	--	0	NA	NA
2013	Kansas City	0/0	0	0	---	0	---	0	0	--	0/0	---	0	0	---	--	0	0	0%
2015	Kansas City	1/0	0	0	---	0	---	0	0	--	0/0	---	2	-2	-1.0	-1	0	5	3%
Totals		4/0	0	0	---	0	---	0	0	--	0/0	---	2	-2	-1.0	-1	0	---	--
ADDITIONAL CAREER STATISTICS																			
Fumbles/Lost: (1/0) - 2010 (1/0)																			

2016 GAME-BY-GAME STATISTICS																				
				PASSING									RUSHING					SNAPS		
Date	Opp	W/L	GP/GS	Att	Cmp	Pct	Yds	Y/A	TD	Int	Lg	Sack/Yds	Rat	Att	Yds	Avg	Lg	TD	No	Pct
Sep 11	Cle	W	0/0	DID NOT PLAY																
Sep 19	at Chi	W	0/0	DID NOT PLAY																
Sep 25	Pit	W	0/0	DID NOT PLAY																
Oct 9	at Det	L	0/0	DID NOT PLAY																
Oct 16	at Was	L	0/0	DID NOT PLAY																
Oct 23	Min	W	0/0	DID NOT PLAY																
Oct 30	at Dal	L	0/0	DID NOT PLAY																
Nov 6	at NYG	L	0/0	DID NOT PLAY																
Nov 13	Atl	W	0/0	DID NOT PLAY																
Nov 20	at Sea	L	0/0	DID NOT PLAY																
Nov 28	GB	L	0/0	DID NOT PLAY																
Dec 4	at Cin	L	0/0	DID NOT PLAY																
Dec 11	Was	L	0/0	DID NOT PLAY																
Dec 18	at Bal	L	0/0	DID NOT PLAY																
Dec 22	NYG	W	1/0	1	1	100.0	16	16.0	0	0	16	0/0	118.8	0	0	---	--	0	6	11%
Jan 1	Dal																			
Totals			1/0	1	1	100.0	16	16.0	0	0	16	0/0	118.8	0	0	---	--	0	6	1%



VITALS
Height: 6-0
Weight: 250
Date Of Birth: July 21, 1980
Hometown: Garden Grove, CA
HS: Pacifica (Garden Grove, CA)
College: UTEP
NFL Experience: 14th Year
Acquired: FA 2006
Draft Pick: Undrafted

EAGLES CAREER SERVICE

CONSECUTIVE GAMES PLAYED

- | | |
|----------------------------|-----|
| 1. Jon Dorenbos, 2006-15 | 162 |
| Harold Carmichael, 1972-83 | 162 |
| 3. Randy Logan, 1973-83 | 159 |

THREE-STEP DROP

Talent He Would Like to Have: Rock star
Would Like to Have Dinner With: America's Guest, Ray Pennacchia
Bucket List: Cruise the Caribbean in his own 300' yacht
Prized Possession: A Ziploc bag full of Jason Kelce's beard hair
Guilty pleasure: Chick flicks
Meal: Cheese lasagna
Book: *Leaders Eat Last* by Simon Sinek
Something People Don't Know About You: Seeks physical, spiritual and emotional counseling from Joe Helder
Favorite TV Show: *The Good Wife*
Favorite App: ForeFlight
Favorite Philly Restaurant: El Vez

Pro Bowls: 2010, 2015

After battling a tremendous amount of adversity early in life, Jon Dorenbos (pronounced DORN-boss) has carved out a successful career as a two-time Pro Bowl longsnapper. Originally signed by Buffalo as a rookie free agent in 2003, Dorenbos snapped for the Bills and the Titans before signing with Philadelphia in the latter half of the 2006 season. Since then, he has played in every game for the Eagles and was re-signed by the team to a four-year contract in 2013. He also earned Pro Bowl honors following the 2014 season. Dorenbos, who endured the murder of his mother by his father at a young age, took up magic to help ease his mind throughout the tough times. In the offseason, he regularly performs as a motivational speaker and comedy magician.

CAREER HIGHLIGHTS

- Despite never running a 40-yard dash and never being recruited to play college football, has carved out a 14-year NFL career, while earning Pro Bowl selections following the 2009 and 2014 seasons "On an individual level, it was the coolest thing that ever happened to me," said Dorenbos. "To get that level of respect [from the coaches who voted] is really what it's all about."
- Tied Harold Carmichael for the Eagles record with 162 consecutive games played

BIRDSEED

- Advanced to the Finals on NBC's *America's Got Talent* in 2016, where he dazzled judges Mel B, Simon Cowell, Heidi Klum and Howie Mandel with a number of enthralling magic performances.



- His love for magic was born while he spent 1992 in foster care after personal tragedy struck his family. He met an older teenager who could do tricks and he fell in love with magic. "It was a time for me to be by myself, a way for me to pass time. I was at peace and I enjoyed it. I loved the coordination, and being obsessed with the fundamentals of what I was doing."
- Hit up his website JonDorenbos.com for bookings
- During the 2014 offseason, became a licensed pilot with the simple reasoning of "wanting to be able to fly myself to my shows around the country." He pilots various Cirrus aircrafts



DORENBOS' CAREER SERVICE

Regular Season				Playoffs			
Year	Team	GP/GS	STT	Year	Team	GP/GS	STT
2003	Buffalo	16/0	0	2006	Philadelphia	2/0	0
2004	Buffalo	13/0	0	2008	Philadelphia	3/0	0
2005	Tennessee	9/0	0	2009	Philadelphia	1/0	0
2006	Tennessee	1/0	0	2010	Philadelphia	1/0	1
	Philadelphia	5/0	2	2013	Philadelphia	1/0	1
2007	Philadelphia	16/0	6	Totals		8/0	2
2008	Philadelphia	16/0	5	First NFL game: 9/7/03 vs. NE			
2009	Philadelphia	16/0	4				
2010	Philadelphia	16/0	4				
2011	Philadelphia	16/0	4				
2012	Philadelphia	16/0	4				
2013	Philadelphia	16/0	2				
2014	Philadelphia	16/0	2				
2015	Philadelphia	16/0	6				
2016	Philadelphia	13/0	1				
Totals		201/0	40				

PERSONAL

- Served as an executive producer for a 2014 documentary titled *Different Town* alongside one his best friends, Steve Carlson. The musical journey follows the making of an album that spans nine countries. Along the way, Carlson met his eventual wife. The documentary won several awards at film festivals
- In addition to his careers as an NFL longsnapper and magician, he recently became a calf model - contracts still pending
- Has performed magic in front of many famous musicians and athletes including Magic Johnson, Joe Montana, Dan Marino, Jim Kelly, Garth Brooks, Lindsay Lohan, Rascal Flatts and Dierks Bentley. Dorenbos collects their autographs on playing cards which he hangs up in the game room of his California home. "Having the opportunity to meet the people I've met through something I love doing, it's just an indescribable feeling."
- In 2008, captured a Mid-Atlantic Emmy Award for hosting *Inside the Eagles*, which aired on CSN Philadelphia via the Eagles Television Network
- Starred at Pacifica (CA) HS where he also played basketball and baseball. Earned all-league honors in both football and baseball. "Playing baseball and football in high school was literally the time of my life. I've never had more fun."
- Named the team's Ed Block Courage Award recipient in 2008. The award honors those NFL players who exemplify commitment to the principles of sportsmanship and courage and is given by a vote of the team for effort as well as individual performance
- Is proud to work with several charities including Garth Brooks' "Teammates for Kids" and Brian Moorman's "Punt Foundation," which strive to help children with terminal illnesses
- In the offseason, performs as a corporate motivational speaker and performer for companies such as Jackson Financial, ING Financial, Pioneer and the National FFA Organization

WING BOWL MAGIC



From 2013-15, Dorenbos served as "Commissioner" of one of Philadelphia's most popular events, Wing Bowl, which airs on the Eagles flagship radio station - 94WIP. In 2014, his teammate Jason Kelce was a contestant in the annual event that sells out the Wells Fargo Center.

- Is good friends with members of the comedy group "Broken Lizard" who wrote and produced the movie *Super Troopers*. Also had a guest appearance in their 2006 movie *Beerfest*
- Went to the Country Music Awards as a guest of the band Rascal Flatts in 2006
- Taught himself how to play the guitar. "While I was in Tennessee, I took lessons every Tuesday, but that didn't last long. I like to teach myself everything. I would give anything in the world to be a rock star. Even to be up on stage for one song, that would be the ultimate feeling for me."
- A big baseball fan growing up, idolized Ken Griffey, Jr. and Jay Buhner while rooting for the Seattle Mariners
- Was friends with a guy in high school who played third base for the Little League World Champions from Long Beach, CA
- Earned his degree from UTEP in business, with an emphasis in economics, finance and marketing
- Took up agriculture in 2015, turning the guest room of his South Philly condo into a compost heap
- Spent the 2015 offseason in Budapest, mastering his thumb and index finger coordination, hoping to eliminate all wasted motion in his attempt to apply 17 keys to a US standard-issue keychain in less than nine seconds
- **Favorite athletes:** Synchronized swimmers
- Resides in Huntington Beach, CA, during the offseason
- Has a sister, Kristina, who works in the neurological department at Creighton University in Omaha, NE, and a brother, Randy
- Would like to trade places with: Eagles assistant strength coach Keith "Fifty Shades Of" Gray
- Was a Dean's list and honor roll student in high school
- Full name: Jonathan Paul Dorenbos
- Twitter handle: @JonDorenbos

2014 HIGHLIGHTS

- Earned his second-career Pro Bowl selection after snapping for rookie K Cody Parkey, who set an NFL rookie record with 150 points scored. Parkey's 150 points were also an Eagles' franchise record

2013 HIGHLIGHTS

- Named the special teams captain of USA Football's 2013 All-Fundamental team, which honors 26 NFL players who exhibit exemplary football techniques for youth players to emulate

2011 HIGHLIGHTS

- Ranked third on the team with 123 special teams production points



Height: 6-5
Weight: 250
Date Of Birth: November 10, 1990
Hometown: Danville, CA
HS: Monte Vista (Danville, CA)
College: Stanford
NFL Experience: 4th Year
Draft Pick: D2-13 (35th overall)
 by Philadelphia

VITALS

MOST CATCHES IN A SINGLE GAME (EAGLES HISTORY)

1. Zach Ertz (at Was. 12/20/14) 15
- 2t. Brian Westbrook (vs. Dal. 11/4/07) 14
Don Looney (at Was. 12/1/40) 14
- 4t. Zach Ertz (vs. Was. 12/26/15) 13
Jeremy Maclin (at Atl. 9/18/11) 13

NFL TE SINGLE-GAME RECEPTIONS SINCE 1960

1. Jason Witten, DAL (vs. NYG 10/28/12) 18
- 2t. Zach Ertz, PHI (at Was. 12/20/14) 15
Kellen Winslow, SD (at GB 10/7/84) 15
Jason Witten, DAL (at Det. 12/9/07) 15

IN GREAT COMPANY

**MULTIPLE GAMES WITH 13+ CATCHES
AND 100+ YARDS BY A TE SINCE 1960**

1. Jason Witten (4)
2. Kellen Winslow, Sr. (3)
- 3t. Zach Ertz (2)
Tony Gonzalez (2)

THREE-STEP DROP

Talent he'd most like to have: The ability to read minds

Bucket list: Skydiving

Favorite musician: Jason Aldean

Favorite book: *Lone Survivor*

Favorite TV shows: *Game of Thrones* and *Homeland*

Favorite throwback jerseys: Randall Cunningham, Eagles;
Shaquille O'Neal, Magic; Nolan Ryan, Astros

Biggest Pet Peeve: People talking about themselves

Welcome to the NFL Moment: Seeing Michael Vick in a meeting

"He was big and had a lot of athleticism. He thought he was a basketball player. After the first month, I told him, 'You have what the NFL is looking for. If you put in the time and effort you can play at the pro level.'"

- Four-time Pro Bowl TE Brent Jones

Originally selected by the Eagles in the second round of the 2013 NFL Draft, Zach Ertz signed a five-year contract extension during the 2016 offseason that will keep him in Philadelphia through 2021. An athletic and intelligent target, Ertz developed into a reliable weapon in the Eagles offense over the first three years of his career and set career highs in receptions (75) and receiving yards (853) in 2015, finishing second on the team in both categories.

BIRDSEED

- He and his fiancée, Julie Johnston, a star defender on the US Women's National Soccer team, were engaged in 2016 at the Stanford baseball stadium, where they first met



- Played high school basketball with Phillies pitcher Mark Appel on a team that went 32-4 and lost in the NorCal finals. Ertz was a center and Appel was a small forward.
- Began playing football in the 7th grade for the T-Birds, a Pop Warner team in Danville. He played left tackle. "I hated it. I actually didn't play in the 8th grade. But my mom convinced me to play my freshman year of high school and the rest is history"
- Became the highest drafted tight end by the Eagles since Keith Jackson was selected in the first round (13th overall) in 1988
- Partners annually with Bringing Hope Home's Adopt-A-Family program during the holiday season and does all of a family's holiday shopping. He also hosts the family at a home game, where he hands out presents and gives a tour of the locker room





ERTZ'S CAREER STATISTICS

Year	Team	GP/GS	RECEIVING					OFF SNAPS		
			No	Yds	Avg	Lg	TD	No	Pct	
2013	Philadelphia	16/3	36	469	13.0	38	4	450	41%	
2014	Philadelphia	16/5	58	702	12.1	35t	3	587	50%	
2015	Philadelphia	15/7	75	853	11.4	60	2	790	68%	
2016	Philadelphia	13/12	65	677	10.4	30	2	781	74%	
Totals		60/27	234	2701	11.5	60	11	---	---	
PLAYOFFS										
2013	Philadelphia	1/0	3	22	7.3	15	1	23	40%	
Totals		1/0	3	22	7.3	15	1	---	---	
ADDITIONAL STATS										
Forced Fumbles: (1) - 2015 vs. TB (11/22)										
Fumbles/Lost: (2/2) - 2014 (1/1), 2015 (1/1)										

CAREER HIGHS

Receptions	15	12/20/14 at Was.
Yards	152	1/3/16 at NYG
Long	60	1/3/16 at NYG
TDs	2	12/1/13 vs. Ari.

PERSONAL

- Son of Lisa and Douglas Ertz and is the oldest of four children. Lisa is an office manager and legal assistant, and Doug is a software salesman
- His father, Douglas, played football at Lehigh University from 1981-84 and his uncle, David, played baseball at the University of Vermont from 1970-72
- Has three younger brothers: Shane, Nic, and Jackson
- Has a Bernese Mountain dog named Apollo
- Graduated from Monte Vista High School in Danville, CA, where he was a first-team all-state selection as a senior after catching 56 passes for 756 yards and 14 touchdowns
- Garnered All-Northern California first-team honors from *Nor-CalPreps.com*, first-team All-Metro honors from the *San Francisco Chronicle*, All-East Bay honors from the *Contra Costa Times* and was a first-team All-East Bay Athletic League choice as a senior
- Named the 2008 *Cal-Hi Sports* North Coast Section Scholar Athlete of the Year
- Also lettered in basketball at Monte Vista
- Earned his degree in management science and engineering
- Website: ZachErtz86.com; Twitter: @ZERTZ_86
Instagram: ZACHERTZ

2016 HIGHLIGHTS

- Posted a season-high 9 catches to go along with a TD catch from Carson Wentz at Cin. (12/4)
- Grabbed a 4-yard TD pass from Wentz at Sea. (11/20)

2015 HIGHLIGHTS

- Set career highs in both receptions (75) and receiving yards (853), finishing second on the team in both categories. His 75 catches were the third-highest total ever by an Eagles TE

2016 GAME-BY-GAME STATISTICS

Date	Opp	W/L	GP/GS	RECEIVING					SNAPS	
				No	Yds	Avg	Lg	TD	No	Pct
Sep 11	Cle	W	1/1	6	58	9.7	15	0	60	78%
Sep 19	at Chi	W		INACTIVE/RIB						
Sep 25	Pit	W		INACTIVE/RIB						
Oct 9	at Det	L	1/1	3	37	12.3	21	0	52	85%
Oct 16	at Was	L	1/1	1	22	22.0	22	0	46	88%
Oct 23	Min	W	1/1	1	14	14.0	14	0	48	83%
Oct 30	at Dal	L	1/1	4	19	4.8	11	0	63	81%
Nov 6	at NYG	L	1/1	8	97	12.1	30	0	62	83%
Nov 13	Atl	W	1/1	6	55	9.2	18	0	59	75%
Nov 20	at Sea	L	1/1	6	35	5.8	11	1	70	88%
Nov 28	GB	L	1/1	3	36	12.0	16	0	55	93%
Dec 4	at Cin	L	1/0	9	79	8.8	20	1	70	88%
Dec 11	Was	L	1/1	10	112	11.2	29	0	67	86%
Dec 18	at Bal	L	1/1	6	80	13.3	24	0	81	93%
Dec 22	NYG	W	1/1	2	33	16.5	19	0	48	86%
Jan 1	Dal									
Totals			13/12	65	677	10.4	30	2	781	74%

GREEN AND SILVER SLUGGER



Ertz took his skills the baseball field as he captured the Eagles annual batting practice competition title at Citizens Bank Park in 2016. Ertz won a hotly-contested final round over fellow Eagles tight end Trey Burton. Other participants included 2015 champion Jon Dorenbos, head coach Doug Pederson, Bennie Logan, Chris Maragos, Donnie Jones, and Chase Daniel

LEARNING FROM THE BEST

During high school, Ertz was tutored by four-time Pro Bowl tight end Brent Jones. Jones helped coach the team and paid special attention to Ertz. "He was big and had a lot of athleticism," Jones said. "He thought he was a basketball player. After the first month, I told him, 'You have what the NFL is looking for. If you put in the time and effort you can play at the pro level.'" Jones saw Stanford as the best fit for his pupil and contacted then-Cardinal head coach Jim Harbaugh. Although Ertz suffered a broken wrist early in his junior season, Stanford arrived with a scholarship offer, which Ertz accepted.

INJURY REPORT

- Suffered a displaced rib during season opener vs. Cle. (9/11/16) and missed the following two games



Height: 6-0 **VITALS**

Weight: 244

Date Of Birth: June 4, 1989

Hometown: Cleveland, OH

HS: Benedictine (Cleveland, OH)

College: West Virginia

NFL Experience: 5th Year

Acquired: Waivers (TB) 2013

Draft Pick: D5-12 (140th overall) by Tampa Bay

2016 EAGLES SPECIAL TEAMS TACKLES

- | | |
|---------------------|----|
| 1. Chris Maragos | 13 |
| 2. Najee Goode | 11 |
| 3. Mychal Kendricks | 9 |

2015 EAGLES SPECIAL TEAMS TACKLES

- | | |
|------------------|----|
| 1. Trey Burton | 19 |
| 2. Chris Maragos | 16 |
| 3. Najee Goode | 12 |

THREE-STEP DROP

Hobbies: Drawing and working on cars

Best player he has faced: Tom Brady

Funniest Eagle: Lane Johnson

If he could play another sport, what position/team: Striker, Man. U

Bucket list: H.A.L.O. jump -- a 30,000 ft. skydive with a small landing target

First job: Worked at a cheese factory, packing and wrapping cheese

Three items needed on deserted island: iPod, fishing pole, a pot

Strangest food he likes to eat: Sardines with jalapenos and pineapple

Pregame ritual: "I call my mom to say a prayer before every game"

Welcome to the NFL moment: Recording a pick-6 as a rookie against Was.

Favorite teams/athlete growing up: His father, John Goode

Favorite athlete to watch right now: Usain Bolt

Originally a fifth-round selection of the Tampa Bay Buccaneers in 2012, Najee Goode provides quality depth at the inside linebacker position and is a standout on special teams. In 2015, Goode rebounded from a pectoral injury suffered the previous season and played 349 snaps on special teams (70 percent), finishing third on the team in special teams tackles (12). Goode also scored the second touchdown of his career in 2015 on a blocked punt return.

BIRDSEED

- Serves as an advisor for a new tech company called VeePiO which functions as the world's first real-time monetization platform for interactive social video. VeePiO allows content creators to make interactive videos that reveal pictures, comments, and the ability to purchase anything a viewer sees - simply by touching or clicking the screen. For more information on the company visit: Veep.io
- Goode's football career almost ended before it began after he broke his femur as a freshman in high school. "I remember it to this day," said Goode. "It was on a screen play. The doctors told me I would never be able to play football again because the injury was right on my growth plate." After surgery and months of rehab, Goode beat the odds and returned to the field for the end of his sophomore season. "That year sitting out was very tough for me. I'm just so happy everything worked out."
- Runs a free football camp at home in Cleveland called the Goode 2 Great Football Skills Camp. He is also involved with The Cleveland Muny Football League, a development organization that focuses on teaching the game of football through teamwork, sportsmanship and fundamentals. Goode helps the league by providing youth football equipment, coaching kids at camps and teaching youth coaches the game. For more info, visit ClevelandMunyFootball.com

2016 HIGHLIGHTS

- Through Week 16, ranks second on the team with 11 special teams tackles
- Notched a special teams tackle in four straight games: at Cin. (12/4), vs. Was. (12/11), at Bal. (12/18) and vs. NYG (12/22)
- Tallied three special teams tackles at NYG (11/6), tying the Eagles' single-game high for 2016
- Logged one ST tackle at Chi. (9/19), at Det. (10/9), vs. Atl. (11/13) and vs. GB (11/28)

PERSONAL

- Attended Benedictine High School in Cleveland where he was a dual-threat quarterback in addition to playing linebacker
- Was named MVP of the Cuyahoga County East-West High School All-Star Charity game
- Also lettered in track and field, where he won the Division II state title in the discus with a school-record toss of 172'01"
- Son of Fatimah and John Goode
- Has a dog named Titan
- Earned his degree in industrial engineering



GOODE'S CAREER STATISTICS

Year	Team	GP/GS	TACKLES					PASS DEFENSE					FUMBLES			DEF SNAPS		ST	
			Total	Solo	Asst	TFL	Sacks	Int	Yards	Lg	TD	KD	FF	FR	Yards	Played	Pct		
2012	Tampa Bay	3/0	0	0	0	0.0	0.0	0	0	--	0	0	0	0	0	0	3	0%	0
2013	Philadelphia	14/1	18	11	7	0.0	1.0	0	0	--	0	2	0	1	2	190	16%	8	
2014	Philadelphia	1/0	0	0	0	0.0	0.0	0	0	--	0	0	0	0	0	0	0%	0	
2015	Philadelphia	14/0	5	5	0	0.0	0.0	0	0	--	0	1	0	0	0	37	3%	12	
2016	Philadelphia	15/0	0	0	0	0.0	0.0	0	0	--	0	0	0	0	0	2	0%	11	
Totals		47/1	23	16	7	0.0	1.0	0	0	--	0	3	0	1	2	---	---	31	

PLAYOFFS

2013	Philadelphia	1/0	0	0	0	0.0	0.0	0	0	0	0	0	0	0	0	0	0%	0
Totals		1/0	0	0	0	0.0	0.0	0	0	0	0	0	0	0	0	0	0%	0

CAREER HIGHS

Tackles	6	(11/17/13 vs. Was.)
----------------	---	---------------------

TOUCHDOWNS (2)

Touchdown	Date	Opponent
24-Yd Blocked Punt Return	12/6/15	at NE (P Ryan Allen blocked by Chris Maragos)
2-Yd Fumble Return	10/27/13	vs. NYG (LS Zak DeOssie)

2016 GAME-BY-GAME STATISTICS

Date	Opp	W/L	GP/GS	S	A	TT	Sac	Hur	Int	Yds	Lg	KD	FF	FR	Snaps	Pct
Sep 11	Cle	W	1/0	0	0	0	0.0	0	0	0	--	0	0	0	1	2%
Sep 19	at Chi	W	1/0	0	0	0	0.0	0	0	0	--	0	0	0	0	0%
Sep 25	Pit	W	1/0	0	0	0	0.0	0	0	0	--	0	0	0	1	2%
Oct 9	at Det	L	1/0	0	0	0	0.0	0	0	0	--	0	0	0	0	0%
Oct 16	at Was	L	1/0	0	0	0	0.0	0	0	0	--	0	0	0	0	0%
Oct 23	Min	W	1/0	0	0	0	0.0	0	0	0	--	0	0	0	0	0%
Oct 30	at Dal	L	1/0	0	0	0	0.0	0	0	0	--	0	0	0	0	0%
Nov 6	at NYG	L	1/0	0	0	0	0.0	0	0	0	--	0	0	0	0	0%
Nov 13	Atl	W	1/0	0	0	0	0.0	0	0	0	--	0	0	0	0	0%
Nov 20	at Sea	L	1/0	0	0	0	0.0	0	0	0	--	0	0	0	0	0%
Nov 28	GB	L	1/0	0	0	0	0.0	0	0	0	--	0	0	0	0	0%
Dec 4	at Cin	L	1/0	0	0	0	0.0	0	0	0	--	0	0	0	0	0%
Dec 11	Was	L	1/0	0	0	0	0.0	0	0	0	--	0	0	0	0	0%
Dec 18	at Bal	L	1/0	0	0	0	0.0	0	0	0	--	0	0	0	0	0%
Dec 22	NYG	W	1/0	0	0	0	0.0	0	0	0	--	0	0	0	0	0%
Jan 1	Dal															
Totals			15/0	0	0	0	0.0	0	0	0	--	0	0	0	2	0%

IT'S ALL GOODE

Najee and his father, John Goode, are the first father-son duo to take snaps for the Eagles. John played in 14 games for the Eagles in 1985. Said Najee:



"When I signed with the Eagles my father told me that the fans are extremely passionate about their sports. He said I should enjoy the moment and just make plays ... I was 4 years old and I knew the Eagles chant -

E-A-G-L-E-S, EAGLES! I used to hear my dad do it all the time."

2015 HIGHLIGHTS - Cont.

- His first child, daughter Lillianna, was born in June 2016
- Twitter: @All_Goode53; Instagram: @all_goode52
- Finished the season ranked third on the team with 12 special teams tackles despite signing to the 53-man roster in Week 3
- Tied for the team lead with two ST tackles vs. Ari. (12/20)
- Scored the second touchdown of his career when he scooped up a blocked punt (S Chris Maragos) and returned it for a score at NE (12/6). His touchdown tied the game at 14-14 just before halftime and helped propel the Birds to a 35-28 win over the previously 10-1 Patriots. Also led the team with three special teams tackles and helped block for Darren Sproles' 83-yard punt return for a TD in the third quarter
- Tied for the team lead with two ST tackles vs. NO (10/11)

2013 HIGHLIGHTS

- Recorded his first-career sack, taking down Redskins QB Robert Griffin III in his first-career start vs. Was. (11/17). Also notched six tackles and two passes defended in the contest
- Entered the game in the first quarter at GB (11/10) in place of an injured Mychal Kendricks and recorded five tackles
- Recovered a mishandled long snap at the Giants 2-yard line and ran it in for his first-career touchdown vs. NYG (10/27)

COLLEGE HIGHLIGHTS

- Appeared in a Mountaineers-record 52 games (25 starts) and finished his career with 157 tackles, 22.5 tackles for loss, eight sacks, two interceptions, two forced fumbles and two fumble recoveries. Served as team captain as a junior and a senior



Height: 6-4

Weight: 322

Date Of Birth: September 2, 1993

Hometown: River Ridge, LA

HS: John Curtis (River Ridge, LA)

College: LSU

NFL Experience: Rookie

Acquired: RFA (2016)

VITALS



DID YOU KNOW?

Coming out of high school, Dillon Gordon was named a *New Orleans Times-Picayune* Blue Chip recruit and was rated the No. 23 tight end prospect in the nation by *Rivals.com*.

THREE-STEP DROP

Player he models his game after:

Former LSU teammate and current Panthers G Trai Turner

If he could play any other sport: Baseball

First job: Working baseball camps in high school

Favorite baseball players growing up: Sammy Sosa, David Ortiz

Three favorite throwback jerseys: Dan Marino, Miami Dolphins; Allen Iverson, Philadelphia 76ers; Shaquille O'Neal, LA Lakers

If he could have any talent: Play guitar (or any instrument)

Most challenging aspect of his job: "On the offensive line, your mindset has to change. People rely on you more"

Best part of being an O-lineman: "It all starts with you up front. We get the play started"

Dillon Gordon, a three-year starter at tight end for the LSU Tigers, signed with the Eagles as a rookie free agent during the 2016 offseason. Known for his blocking abilities, Gordon played in 42 career games (28 starts) during his four-year collegiate career and totaled seven catches for 96 yards (13.7 avg.).

2016 HIGHLIGHTS

- Made his NFL debut at Bal. (12/18), seeing action on both offense and special teams. Played his first offensive snap at the fullback position

BIRDSEED

- Considers his college tight ends coach, Steve Ensminger, the person who has had the biggest impact on his career. "He taught me how to play nasty and to let my personality shine on the field."
- Nicknamed "Bull" by former LSU teammate and current Panthers G Trai Turner, based on the way he played on the field with the Tigers
- Began playing football at 3 years old against 5- and 6-year olds. Gordon, who started out as a quarterback and later transitioned to running back, tight end and eventually offensive line in the NFL, was always the youngest player on his team

PERSONAL

- Played high school football at John Curtis in River Ridge, LA, and helped lead the squad to a state title as a senior in 2011. Earned Class 2A first-team honors that season after playing a major role in the running game and grabbing seven receptions for 122 yards and two touchdowns. Also logged 12 tackles and three sacks on defense
- Was named a *New Orleans Times-Picayune* Blue Chip recruit and was rated the No. 23 tight end prospect in the nation by *Rivals.com*
- Son of Rita and Bernard Jarrow
- Is the cousin of former LSU and current Falcons DE Tyson Jackson, who was originally selected by the Kansas City Chiefs in the first round (No. 3 overall) of the 2009 NFL Draft. Also cousins with former Tigers FB Quinn Johnson, who played in the NFL for five seasons (2009-2013)
- Majored in sports administration

COLLEGE HIGHLIGHTS

- Played in 42 games (28 starts) during his four-year career at LSU and served predominantly as a blocking tight end in the Tigers offense
- Appeared in just three games during his final collegiate campaign in 2015 before his career was cut short due to an Achilles injury
- Started all 13 games at tight end as a junior in 2014 and helped LSU rush for 2,919 yards, marking the fifth-highest single-season rushing total in school history. As a part of that effort, helped clear the way for freshman RB Leonard Fournette to rush for 1,034 yards and 10 touchdowns

Height: 6-2
Weight: 265
Date Of Birth: April 3, 1988
Hometown: Detroit, MI
HS: Crocket Vocational Technical (Detroit, MI)
College: Michigan
NFL Experience: 7th Year
Draft Pick: D1-10 (13th overall) by Philadelphia

VITALS

2016
EAGLES LEADERS

SACKS

1. Fletcher Cox 6.5
2. Brandon Graham 5.5
3. Connor Barwin 4.0

TACKLES FOR LOSS

1. Brandon Graham 12
2. Fletcher Cox 10

QB HURRIES

1. Brandon Graham 29
2. Fletcher Cox 18

DEF. FORCED FUMBLES

1. Brandon Graham 2
- Nigel Bradham 2
- Bennie Logan 2

NFL REGULAR-SEASON
FORCED FUMBLES
SINCE 2014

1. Cameron Wake (Mia) 12
2. Jamie Collins (NE/Cle) 11
3. Lavonte David (TB)
Robert Quinn (LA) 10
5. Brandon Graham (Phi) 9
- Melvin Ingram (SD) 9
- Chandler Jones (Ari/NE) 9
- Ryan Kerrigan (Was) 9

THREE-STEP DROP

If he could play another sport what team/position: Pitcher, Detroit Tigers

Bucket list: Drive a NASCAR car post-playing career

First jersey: Dave Bing, Detroit Pistons

First job: Working the grill at McDonalds

Favorite Halloween costume: Batman, when he was 10

Favorite book: *New Money: Staying Rich* by Phillip Buchanon

Favorite movie: *Equalizer*

Favorite quote: "Those who stay, will be champions." - Bo Schembechler

"He's always been a good rusher. He's compact; he's strong; he plays with great effort. He's a tough guy and he's one of our tempo setters up front and for our whole team."

-Eagles Defensive Coordinator Jim Schwartz

Originally a first-round draft choice of the Eagles in 2010, Brandon Graham began his career as a defensive end, made the transition to outside linebacker in 2013 and returned to his original position in 2016. Graham signed a four-year deal during the 2015 offseason and set new career highs in 2015 with 6.5 sacks and 63 tackles.

CAREER HIGHLIGHTS

- Has compiled 29.0 sacks in his career, which is the 17th-highest total in Eagles history
- His nine forced fumbles dating back to 2014 tie for the fifth most in the NFL over that span

2016 HIGHLIGHTS

- Through Week 16, leads the defense in TFLs (12), QB Hurries (29) and forced fumbles (2), while ranking second in sacks (5.5)
- Recorded six tackles and a half sack at Bal. (12/18)
- Compiled a season-high nine tackles (all solo), including two TFLs, at Cin. (12/4)
- Tied a season high with six tackles vs. GB (11/28)
- Notched his fifth sack of the season when he dropped Falcons QB Matt Ryan for a 6-yard loss in the second quarter of a win vs. Atl. (11/13)
- Recorded six tackles (four solo), including one for a loss, five quarterback pressures and his first pass defended of the season at Dal. (10/30)
- Was a disruptive force throughout the team's Week 7 win vs. Min. (10/23), recording three tackles, six QB hurries and a strip-sack of Vikings QB Sam Bradford
- Tallied a season-high six tackles (five solo), including two for a loss, at Det. (10/9)
- Registered a sack for the third-consecutive game when he took down Steelers QB Ben Roethlisberger in the fourth quarter of a 34-3 win vs. Pit. (9/25). With the sack of Roethlisberger, became the first Eagle to record a sack in each of the first three games of a season since Jason Babin, Trent Cole and Cullen Jenkins did so in 2011. Also recorded four tackles in the contest and recovered a Roethlisberger fumble late in the third quarter. Four plays after the turnover, the Eagles offense scored a touchdown to give Philadelphia a 34-3 lead
- Logged his second sack of the season when he took down Bears QB Jay Cutler at Chi. (9/19). Added four solo tackles, including two tackles for loss
- Recorded three tackles and a strip-sack of Browns QB Robert Griffin III in Week 1 vs. Cle. (9/11)

BIRDSEED

- Graham is currently nine credits shy of obtaining a degree in sport management and plans to finish following his football career. He has also taken an interest in sports broadcasting and would like to attend the NFL's Broadcast Boot Camp



GRAHAM'S CAREER STATISTICS

Year	Team	GP/GS	TACKLES					PASS DEFENSE					FUMBLES			DEF SNAPS		ST
			Total	Solo	Asst	TFL	Sacks	Int	Yards	Lg	TD	KD	FF	FR	Yards	Played	Pct	
2010	Philadelphia	13/6	18	12	6	1.0	3.0	0	0	--	0	0	2	0	0	NA	NA	0
2011	Philadelphia	3/0	4	2	2	1.0	0.0	0	0	--	0	0	0	0	0	NA	NA	0
2012	Philadelphia	16/6	50	34	16	7.0	5.5	0	0	--	0	1	2	1	0	420	40%	0
2013	Philadelphia	16/0	21	14	7	2.0	3.0	0	0	--	0	0	1	0	0	323	27%	7
2014	Philadelphia	16/1	43	29	14	13.5	5.5	0	0	--	0	0	4	0	0	499	43%	8
2015	Philadelphia	16/10	63	44	19	12.5	6.5	0	0	--	0	1	3	0	0	858	71%	0
2016	Philadelphia	15/15	62	48	14	12.0	5.5	0	0	--	0	1	2	1	0	726	75%	0
Totals		95/38	261	183	78	49.0	29.0	0	0	--	0	3	14	2	0	---	---	15

PLAYOFFS

Year	Team	GP/GS	INJURED RESERVE (ACL)																	
2010	Philadelphia	0/0																		
2013	Philadelphia	1/0	2	1	1	0.0	1.0	0	0	0	0	0	0	0	0	0	0	22	31%	1
Totals		1/0	2	1	1	0.0	1.0	0	0	0	0	0	0	0	0	0	0	---	---	1

2016 GAME-BY-GAME STATISTICS

Date	Opp	W/L	GP/GS	S	A	TT	Sac	Hur	KD	FF	FR	Snaps	Pct
Sep 11	Cle	W	1/1	2	1	3	1.0	2	0	1	0	36	69%
Sep 19	at Chi	W	1/1	4	0	4	1.0	1	0	0	0	37	71%
Sep 25	Pit	W	1/1	2	2	4	1.0	2	0	0	1	42	70%
Oct 9	at Det	L	1/1	5	1	6	0.0	1	0	0	0	53	87%
Oct 16	at Was	L	1/1	2	1	3	0.0	3	0	0	0	57	77%
Oct 23	Min	W	1/1	2	1	3	1.0	6	0	1	0	57	75%
Oct 30	at Dal	L	1/1	4	2	6	0.0	5	1	0	0	64	82%
Nov 6	at NYG	L	1/1	1	0	1	0.0	1	0	0	0	52	81%
Nov 13	Atl	W	1/1	3	0	3	1.0	1	0	0	0	38	76%
Nov 20	at Sea	L	1/1	1	1	2	0.0	1	0	0	0	48	72%
Nov 28	GB	L	1/1	5	1	6	0.0	1	0	0	0	54	76%
Dec 4	at Cin	L	1/1	9	0	9	0.0	1	0	0	0	49	77%
Dec 11	Was	L	1/1	2	0	2	0.0	0	0	0	0	33	79%
Dec 18	at Bal	L	1/1	3	3	6	0.5	1	0	0	0	43	74%
Dec 22	NYG	W	1/1	3	1	4	0.0	3	0	0	0	63	71%
Jan 1	Dal												
Totals			15/15	48	14	62	5.5	29	1	2	1	726	75%

CAREER HIGHS

Tackles	10	12/13/12 vs. Cin.
Sacks	2.5	12/13/12 vs. Cin.
Forced Fumbles	2	11/8/15 at Dal.

• In the offseason, trains in Detroit with former Michigan LBs Larry Foote and LaMarr Woodley. Works out at a Detroit boxing facility, Barwis Methods, with trainer Mike Barwis

• Rod Oden, who was an assistant coach at Crocket while Graham was in high school, is now the head coach there and fondly reflects on Graham's work ethic and the impact he has made on the program. "He was an absolute leader. The entire school would follow Brandon. He's a leader in demonstration. We say, 'Leadership is demonstrated, it's not announced.' He walks in a room and his presence commands respect. People see him put in the extra hours. They see him run the extra sprints, lift the extra weights, and they follow. Now we have kids who want to be the next Brandon. They're still following."

BIRDSEED - Cont.

- Names his mother, Tasha Graham, as being the most influential person in his life. A cancer survivor, Tasha was diagnosed with leukemia at a young age. She spent most of her life working at a Chrysler auto plant to support Brandon and his three sisters. Recalled Tasha, "The doctors told me I would never be able to have kids, so I cherish them because of that. When I was working at Chrysler, working hard, trying to make ends meet, it was for them and Brandon saw that."
- Organized a co-ed, high school football camp in Michigan called the Select 100 that takes 10 students (five boys and five girls) from each of Detroit's 20 public schools. The inaugural camp took place in summer 2015 and will help promote teamwork, confidence through sports and self esteem. At the suggestion of his wife, Carlyne, Graham decided that it was important to incorporate girls into the program, as the couple recognized the void for female football camps

PERSONAL

- Married Carlyne Williams during the 2014 offseason and resides in Philadelphia. The couple gave birth to their first child, daughter Emerson, in the winter of 2016. They also have a cocker spaniel named Midnight
- Parents are Tasha Graham and Derrick Walton. Has three younger sisters, Brittany, Mikayla and Brianna
- Began playing football at the age of seven as a linebacker, center and running back for the Detroit Giants
- Says his greatest love besides football is doing flips in gymnastics. "I started doing it when I was young and I just got better and better. It's really fun. I can do about 10 in a row now."
- **Most underrated attribute of a pass rusher:** "The ability to react. There are plenty of fast people that can't react."
- **Favorite college football memory:** "Recording 3.5 sacks to help the team comeback against Wisconsin during my junior year."

**Height:** 5-11**Weight:** 199**Date Of Birth:** March 8, 1990**Hometown:** Piscataway, NJ**HS:** Piscataway**College:** Connecticut**NFL Experience:** 4th Year**Acquired:** FA (2016)**Draft Pick:** D3-13 (64th overall by Jacksonville)**VITALS**

Originally selected by the Jaguars in the 3rd round (64th overall) of the 2013 NFL Draft, Dwayne Gratz signed to the Eagles' active roster on Dec. 13, 2016, following stints with Jacksonville and Los Angeles. In 43 career NFL games (25 starts), Gratz has posted 119 tackles (90 solo), 13 passes defended and 3 INTs, including a 55-yard TD vs. Houston on Dec. 28, 2014). The Piscataway, NJ, native was a four-year letterman at the University of Connecticut, where he totaled 189 tackles (141 solo), 30 passes defended, 11 TFL, 8 INTs, 3 FFs and 3 FRs in 50 contests (39 starts).

2016 HIGHLIGHTS (WITH JAX/LA/PHI)

- Recorded 5 solo tackles in 3 games with the Jaguars. Saw action on defense and special teams in 3 contests with the Rams

CAREER HIGHLIGHTS

- Has posted 119 tackles (90 solo), 13 passes defended and 3 INTs, including a 55-yard TD vs. Houston on Dec. 28, 2014
- Returned an interception for a 55-yard TD at Hou. (12/28/14) with the Jaguars

2015 HIGHLIGHTS (WITH JAX)

- Appeared in 12 games (4 starts), totaling 27 tackles (21 solo) and 1 pass defended
- Produced 6 tackles (4 solo) vs. Buf. (10/25)
- Saw action at CB and on special teams at NYJ (11/8), notching his 100th career tackle
- Posted 5 tackles (4 solo) at Ten. (12/6)

2014 HIGHLIGHTS (WITH JAX)

- Played in a career-high 15 games (13 starts) and registered a career-best 55 tackles (39 solo), 9 passes defended, 1 INT and 1 TFL. Tied for 2nd on the club with 2 FFs
- Had a career-high 7 tackles (6 solo) vs. Ind. (9/21)
- Totaled 6 tackles (3 solo) and 1 pass defended at Cin. (11/2)
- Posted his first career forced fumble at Ind. (11/23), while adding 3 tackles (2 solo)
- Forced a fumble of Giants TE Larry Donnell in the 4th quarter that was recovered by CB Aaron Colvin and returned for a TD vs. NYG (11/30)
- Registered a team-high 3 passes defended, including an INT of Texans QB Case Keenum in the 1st quarter that was returned 55 yards for his first career TD at Hou. (12/28)

2013 HIGHLIGHTS (WITH JAX)

- Saw action in 10 games (8 starts) as a rookie. Tied for the team lead with 2 INTs. Finished with 32 tackles (26 solo) and 3 passes defended
- Made his NFL debut with a start at CB and finished with 3 solo tackles vs. KC (9/8)
- Started at CB and had a season-high 5 tackles at Ten. (11/10). Registered his first career INT, picking off Titans QB Jake Locker in the 2nd quarter and returning it 17 yards



GRATZ'S CAREER STATISTICS

Year	Team	GP/GS	TACKLES					PASS DEFENSE					FUMBLES			DEF SNAPS	
			Total	Solo	Asst	TFL	Sacks	Int	Yards	Lg	TD	KD	FF	FR	Yards	Played	Pct
2013	Jacksonville	10/8	32	25	7	0	0.0	2	20	17	0	3	0	0	--	485	43%
2014	Jacksonville	15/13	55	39	16	1	0.0	1	55	55t	1	9	2	0	--	855	76%
2015	Jacksonville	12/4	27	21	6	0	0.0	0	--	--	0	1	0	0	--	455	39%
2016	Jacksonville	3/0	5	5	0	0	0.0	0	--	--	0	0	0	0	--	84	10%
	Los Angeles	3/0	0	0	0	0	0.0	0	--	--	0	0	0	0	--	2	0%
	Philadelphia	0/0	0	0	0	0	0.0	0	--	--	0	0	0	0	--	---	---
	<i>Totals</i>	<i>6/0</i>	<i>5</i>	<i>5</i>	<i>0</i>	<i>0</i>	<i>0.0</i>	<i>0</i>	<i>--</i>	<i>--</i>	<i>0</i>	<i>0</i>	<i>0</i>	<i>0</i>	<i>--</i>	<i>86</i>	<i>---</i>
Totals		43/25	119	90	29	1	0.0	3	75	55t	1	13	2	0	--	---	---

2016 GAME-BY-GAME STATISTICS W/ JAGUARS, RAMS & EAGLES

Date	Opp	W/L	GP/GS	S	A	TT	Sac	Hur	Int	Yds	Lg	KD	FF	FR	Snaps	Pct
Sep 11	GB	L	1/0	1	0	1	0.0	0	0	--	--	0	0	0	3	5%
Sep 18	at SD	L	1/0	2	0	2	0.0	0	0	--	--	0	0	0	39	57%
Sep 25	Bal	L	1/0	2	0	2	0.0	0	0	--	--	0	0	0	42	63%
Oct 2	Ind	W	0/0	INACTIVE												
WAIVED BY THE JAGUARS (10/10)																
SIGNED TO THE RAMS 53-MAN ROSTER (10/11)																
10/16	at Det	L	1/0	0	0	0	0.0	0	0	--	--	0	0	0	2	3%
10/23	NYG	L	1/0	0	0	0	0.0	0	0	--	--	0	0	0	0	0%
11/6	Car	L	0/0	INACTIVE												
11/13	at NYJ	W	0/0	INACTIVE												
11/20	Mia	L	1/0	0	0	0	0.0	0	0	--	--	0	0	0	0	0%
WAIVED BY THE RAMS (11/22)																
SIGNED TO THE EAGLES 53-MAN ROSTER (12/12)																
Dec 18	at Bal	L	0/0	INACTIVE												
Dec 22	NYG	W	0/0	INACTIVE												
Jan 1	Dal															
Totals			6/0	5	0	5	0.0	0	0	--	--	0	0	0	86	---

2013 HIGHLIGHTS (WITH JAX) - Cont.

- Recorded his 2nd career INT with a pick of Browns QB Brandon Weeden in the 2nd quarter at Cle. (12/1). Added 3 solo tackles and a team-high 2 passes defended
- Matched a season-high with 5 tackles (4 solo) vs. Hou. (12/5)

COLLEGE HIGHLIGHTS

- Was a four-year letterman at the University of Connecticut, where he appeared in 50 games (39 starts)
- Career totals include 189 tackles (141 solo), 30 passes defended, 11 TFL, 8 INTs, 3 FFs and 3 FRs
- Ranked 23rd among active NCAA FBS players with 8 INTs
- Majored in sociology

PERSONAL

- Attended Piscataway (NJ) HS, where he served as the team captain his senior year and garnered All-State and All-Region honors. Played wide receiver and cornerback
- Named All-County in track after running a 7.5 in the 55-meter hurdles

TRANSACTIONS

- 2013 Drafted by JAX in 3rd round ... signed 4-year contract
- 10/10/16 Waived by JAX
- 10/11/16 Acquired off waivers by LA
- 11/22/16 Waived by LA
- 12/12/16 Signed by PHI to the active roster



Height: 6-5
Weight: 237
VITALS
Date Of Birth: April 12, 1993
Hometown: Springfield, MO
HS: Hillcrest (Springfield, MO)
College: Oklahoma
NFL Experience: 2nd Year
Acquired: T-Ten-2016
Draft Pick: D2-15 (40th overall)
 by Tennessee

2015 WR LEADERS

YARDS PER RECEPTION
 (MIN. 32 CATCHES)

Name	Y/R
1. Torrey Smith, SF	20.1
2. Kenny Britt, STL	18.9
3. James Jones, GB	17.8
4t. Allen Robinson, JAX	17.5
Sammy Watkins, BUF	17.5
6. Dorial Green-Beckham, TEN	17.2

THREE-STEP DROP

Favorite food: Steak

Hobbies: Topgolf, Go Karts, spending time outdoors

Players he models his game after: Calvin Johnson and Jerry Rice

Best player he has faced: Jets CB Darrelle Revis

If he could play another sport, what team/position: Guard, Miami Heat

Bucket list: Go skydiving and go on a cruise

Favorite throwback uniforms: Michael Jordan (Bulls), LeBron James (Rookie Year, Cavaliers), Kobe Bryant (#8, Rookie Year, Lakers)

Favorite Halloween costume growing up: Ninja

Favorite teams/athletes: Chicago Bulls, Michael Jordan and LeBron James

Favorite movie: *Love and Basketball*, *Remember the Titans*

Favorite TV show: *Power*, *Prison Break*

A tall, athletic receiver, Dorial Green-Beckham was acquired by the Eagles in a trade with the Titans on August 16, 2016. Selected by Tennessee in the second round (40th overall) of the 2015 NFL Draft, he tallied 32 catches for 549 receiving yards and four TDs in his rookie campaign. Tabbed as the country's No. 1 overall prospect at any position by *Rivals.com* coming out of high school, the Springfield, MO, native posted 87 receptions for 1,278 receiving yards and 17 TDs in two seasons at the University of Missouri.

2016 HIGHLIGHTS

- Tied a single-game career high with six receptions for a season-high 82 yards (13.7 avg.) vs. GB (11/28), while leading the offense in both categories
- Matched his season high with five receptions at Sea. (11/20) and scored his second touchdown of the season when he snagged a 5-yard pass from QB Carson Wentz in the fourth quarter
- Recorded season highs in receptions (five) and passing yards (55) at Dal. (10/30)
- Hauled in a 5-yard touchdown reception from Wentz, the first of his Eagles career, in the third quarter of a Week 7 win vs. Min. (10/23)
- Started his second game of the season at Det. (10/9) and hauled in three catches for a season-high 43 yards (14.3 avg.). In the third quarter, recorded a season-long, 26-yard reception on a key third-and-8 to move the Eagles offense to the Lions 3. Two plays later, WR Josh Huff caught a 1-yard touchdown to cut the Lions' lead to 17-21
- Caught three passes for 33 yards vs. Pit. (9/25)
- Made his first start for the Eagles in a win at Chi. (9/19) and caught two passes for 18 yards
- Recorded his first two catches as an Eagle for 14 yards in the season opener vs. Cle. (9/11)

INJURY REPORT

- Sustained an abdomen injury in the fourth quarter at Cin. (12/4), did not return to the game and was inactive the following week vs. Was. (12/11)

CAREER HIGHLIGHTS

- Ranked sixth in the NFL and first among rookies with a team-leading 17.2 yards per reception average in 2015 (min. 32 rec.). It was the fourth-best single-season mark in Titans history, trailing only WR Justin Gage (2008 - 19.1), WR Kenny Britt (2010 - 18.5) and WR Justin McCareins (2003 - 17.3)
- Led all NFL pass catchers in 2015 with a 93.8% rate of first downs on receptions (min. 32 rec.). Since 1991, only three other players have posted higher single-season percentages: Redskins WR Henry Ellard (1994 - 95.9%; 1996 - 94.2%), Chargers WR Malcom Floyd (2011 - 95.3%) and LA Raiders WR James Jett (1993 - 93.9%)
- His four receiving TDs in 2015 tied WR Justin Hunter (2013) and WR Tyrone Calico (2003) for the most by a Titans rookie in franchise history
- Posted more receptions (32), receiving yards (549) and TDs (four) than six of the seven wide receivers selected before him in the 2015 NFL Draft, trailing only Raiders WR Amari Cooper (72-1,070-6)



GREEN-BECKHAM'S CAREER STATISTICS

Year	Team	GP/GS	RECEIVING					OFF SNAPS	
			No	Yds	Avg	Lg	TD	No	Pct
2015	Tennessee	16/5	32	549	17.2	47t	4	580	56%
2016	Philadelphia	14/6	35	377	10.8	26	2	578	55%
Totals		30/11	67	926	13.8	47t	6	---	---

ADDITIONAL CAREER STATISTICS

Special Teams Tackles: (1) - 2015 (1)

2016 GAME-BY-GAME STATISTICS

Date	Opp	W/L	GP/GS	RECEIVING					SNAPS	
				No	Yds	Avg	Lg	TD	No	Pct
Sep 11	Cle	W	1/0	2	14	7.0	9	0	25	32%
Sep 19	at Chi	W	1/1	2	18	9.0	9	0	33	46%
Sep 25	Pit	W	1/0	3	33	11.0	19	0	32	49%
Oct 9	at Det	L	1/1	3	43	14.3	26	0	32	52%
Oct 16	at Was	L	1/0	1	23	23.0	23	0	42	81%
Oct 23	Min	W	1/0	2	8	4.0	5t	1	28	48%
Oct 30	at Dal	L	1/1	5	55	11.0	14	0	51	65%
Nov 6	at NYG	L	1/1	0	0	---	--	0	49	65%
Nov 13	Atl	W	1/0	0	0	---	--	0	44	56%
Nov 20	at Sea	L	1/0	5	54	10.8	21	1	64	80%
Nov 28	GB	L	1/0	6	82	13.7	24	0	48	81%
Dec 4	at Cin	L	1/1	4	29	7.3	12	0	50	63%
Dec 11	Was	L	0/0	INACTIVE (ABDOMEN)						
Dec 18	at Bal	L	1/0	1	11	11.0	11	0	53	61%
Dec 22	NYG	W	1/1	1	7	7.0	7	0	27	48%
Jan 1	Dal									
Totals			14/6	35	377	10.8	26	2	578	55%

100-YARD RECEIVING GAMES (2)

Yds	Date	Opponent	Rec.	TDs
119	12/6/15	vs. Jacksonville (W)	5	1
113	12/20/15	at New England (L)	6	0

CAREER HIGHS

Receptions	6	2x - 11/28/16 vs. GB
Rec. Yards	119	12/6/15 vs. Jax.
Rec. Long	47t	12/6/15 vs. Jax.
Rec. TDs	1	6x - 11/20/16 at Sea.



BIRDSEED

- After bouncing in-and-out of several foster homes early in life, Dorial and his brother, Darnell, were officially adopted by his high school coach, John Beckham, and his wife, Tracy, on Dec. 30, 2009
- A three-star recruit who signed a national letter of intent at Missouri, Darnell Green-Beckham - the brother of Dorial - was diagnosed and received treatment for acute lymphoblastic leukemia a few years back. While in high school, Darnell wore the number "10" and Dorial wore "5," but when Dorial moved on to the University of Missouri, he changed his number to "15" to show his brother, who is now in remission, that they were linked as one on the football field
- In the summer of 2016, Green-Beckham hosted Camp DGB at Hillcrest High School in his hometown of Springfield, MO. With the assistance of current Missouri State football players, Hillcrest H.S. football coaches and former Eagles and current New England Patriots TE Clay Harbor, Dorial helped provide instruction to 200 2nd-8th graders. He has plans to make Camp DGB an annual event

2015 HIGHLIGHTS (WITH TENNESSEE)

- Hauled in a 5-yard TD pass early in the fourth quarter at Ind. (1/3), while adding two catches for 21 yards
- Snared a career-high six receptions for a team-leading 113 receiving yards in a road contest at NE (12/20)
- In a road win at Jax. (12/6), led the team with 119 receiving yards - his first-career 100-yard receiving game - on five receptions. Punctuated a Titans victory with a 47-yard catch-and-run TD on the first play of the fourth quarter
- Registered two catches for 22 yards and a score vs. Ind. (9/27)
- Jumped up and snagged a catch in the end zone for his first-career TD reception at Cle. (9/20)
- Made his NFL debut in the season opener at TB (9/13)

COLLEGE HIGHLIGHTS

- Spent two seasons at the University of Missouri, where he recorded 87 receptions for 1,278 yards and 17 TDs, before transferring to the University of Oklahoma for the 2014 season
- Spent the 2014 season practicing with the University of Oklahoma football team, but did not play due to NCAA transfer rules
- Was named a second-team All-SEC honoree by the *Associated Press* as a sophomore in 2013, after compiling 59 catches for 883 yards and 12 touchdowns in 14 starts for the University of Missouri
- Tabbed as a 2012 honorable mention freshman All-American by *College Football News* in a debut campaign that saw him post 28 catches for 395 yards and a team-high five receiving TDs
- Majored in general studies at Oklahoma

PERSONAL

- Was a two-time first-team *USA Today* All-American at Hillcrest (MO) High School and was ranked by *Rivals.com* as the No. 1 overall prospect in the nation at any position
- Named the 2011 National Player of the Year by *Sports Illustrated*, *Parade Magazine* and *USA Today* after setting national prep records with 6,353 receiving yards and 75 TDs
- As a senior, totaled 119 receptions for 2,233 receiving yards and 24 TDs, which helped him garner national All-American and Parade All-American honors



Height: 6-2
Weight: 220
Date Of Birth: May 16, 1994
Hometown: Honolulu, HI
HS: Kamehameha (Honolulu, HI)
College: Eastern Illinois
NFL Experience: Rookie
Acquired: W-NE-16
Draft Pick: D6a-16 (208th overall)
 by New England

VITALS

THREE-STEP DROP

Best player he has faced: Patriots TE Rob Gronkowski in practice

Hobbies: Surfing and going to the beach

If he could be any superhero he would be: The Incredible Hulk

Biggest Pet Peeve: Making plans with someone who doesn't follow through

Funniest Eagle: Lane Johnson

Favorite team/athletes growing up: 49ers, Randy Moss and Brian Dawkins

Favorite athletes now: Steph Curry, Lionel Messi

Favorite movies: *Horrible Bosses 1 and 2*, *Wedding Crashers*

Favorite TV show: *Shark Tank*

Favorite food: Hawaiian foods, especially Lau Lau [pig wrapped in luau leaf]

First jersey owned: Randy Moss (Vikings)

Kamu Grugier-Hill (pronounced KAH-moo GREW-jay HILL) was acquired by the Eagles off waivers from the New England Patriots on Sept. 4, 2016, following the 53-man roster cutdown. Originally a sixth-round draft choice of the Patriots in 2016, Grugier-Hill played in 49 games over his four-year career at Eastern Illinois and earned first-team Ohio Valley Conference accolades as a junior and senior. As a senior in 2015, he compiled 70 tackles (16.5 for a loss) and 6.5 sacks.

BIRDSEED

- Pre-game ritual consists of listening to country music until an hour and a half before kickoff and then listening to rap until warmups. Following warmups, he switches to EDM/house music until the team walks out of the tunnel for kickoff
- Became the 15th player in Eastern Illinois history to be selected in the NFL Draft and the first since QB Jimmy Garoppolo was picked by the New England Patriots in 2014. Also became just the third Panthers defender and the first Panthers LB to be drafted by an NFL club

2016 HIGHLIGHTS

- Notched a special teams tackle at Bal. (12/18)
- Returned to action in Week 11 at Sea. (11/20) and notched his third special teams tackle of the season
- Tallied a special teams tackles at Was. (10/16)
- Recorded the first special teams tackles of his career in a win vs. Pit. (9/25)
- Made his first career tackle in the NFL when he dropped Browns RB Duke Johnson Jr. for a 6-yard loss on a fake punt vs. Cle. (9/11)

INJURY REPORT

- Rendered inactive in Week 8 at Dal (10/30), Week 9 at NYG (11/6) and Week 10 vs. Atl. (11/13) due to a hamstring injury suffered vs. Min. (10/23)
- Sustained a hamstring injury in the second quarter vs. Min. (10/23) and did not return to the game

COLLEGE HIGHLIGHTS

- Played in 49 games (27 starts) for the Eastern Illinois Panthers and finished his career with 236 tackles (136 solo), nine sacks, six interceptions, nine passes defended, four forced fumbles and five fumble recoveries
- Made 10 starts as a senior in 2015 and was named first-team Ohio Valley Conference after compiling 70 tackles (50 solo) and a career-high 6.5 sacks. Also registered an interception and set a single-season career-high with three fumble recoveries
- Appeared in 12 games (11 starts) as a junior in 2014 and garnered first-team OVC accolades after leading the team with a career-high 97 tackles (47 solo). Also notched 1.5 sacks, two FFs, two FRs recoveries and three INTs. Was named the OVC Defensive Player of the Week after he compiled 19 tackles in a win at Tennessee Tech (11/1/14)
- Saw action in all 14 games as a sophomore in 2013 and made five starts. Compiled 42 tackles (24 solo), the first sack of his career, an interception, three passes defended and a forced fumble



GRUGIER-HILL'S CAREER STATISTICS

Year	Team	GP/GS	TACKLES					PASS DEFENSE					FUMBLES			DEF SNAPS		ST		
			Total	Solo	Asst	TFL	Sacks	Int	Yards	Lg	TD	KD	FF	FR	Yards	Played	Pct			
2016	Philadelphia	11/0	1	1	0	0.0	0.0	0	0	--	0	0	0	0	0	0	0	1	0%	4
Totals		11/0	1	1	0	0.0	0.0	0	0	--	0	0	0	0	0	0	---	---	4	

2016 GAME-BY-GAME STATISTICS

Date	Opp	W/L	GP/GS	S	A	TT	Sac	Hur	Int	Yds	Lg	KD	FF	FR	Snaps	Pct
Sep 11	Cle	W	1/0	1	0	1	0.0	0	0	0	--	0	0	0	1	2%
Sep 19	at Chi	W	1/0	0	0	0	0.0	0	0	0	--	0	0	0	0	0%
Sep 25	Pit	W	1/0	0	0	0	0.0	0	0	0	--	0	0	0	0	0%
Oct 9	at Det	L	1/0	0	0	0	0.0	0	0	0	--	0	0	0	0	0%
Oct 16	at Was	L	1/0	0	0	0	0.0	0	0	0	--	0	0	0	0	0%
Oct 23	Min	W	1/0	0	0	0	0.0	0	0	0	--	0	0	0	0	0%
Oct 30	at Dal	L	0/0	INACTIVE (HAMSTRING)												
Nov 6	at NYG	L	0/0	INACTIVE (HAMSTRING)												
Nov 13	Atl	W	0/0	INACTIVE (HAMSTRING)												
Nov 20	at Sea	L	1/0	0	0	0	0.0	0	0	0	--	0	0	0	0	0%
Nov 28	GB	L	1/0	0	0	0	0.0	0	0	0	--	0	0	0	0	0%
Dec 4	at Cin	L	1/0	0	0	0	0.0	0	0	0	--	0	0	0	0	0%
Dec 11	Was	L	0/0	INACTIVE												
Dec 18	at Bal	L	1/0	0	0	0	0.0	0	0	0	--	0	0	0	0	0%
Dec 22	NYG	W	1/0	0	0	0	0.0	0	0	0	--	0	0	0	0	0%
Jan 1	Dal															
Totals			11/0	1	0	1	0.0	0	0	0	--	0	0	0	1	0%

PERSONAL

- Played in all 12 games as a true freshman in 2012 and finished the year with 27 tackles (15 solo), an INT, four passes defended and a forced fumble
- Son of Elina Grugier-Bell. Has three siblings: two older brothers and one older sister
- Earned his degree in kinesiology from Eastern Illinois
- Started playing football as a junior in high school. Began playing because one of his best friends suggested he come out for the team. Before he began playing football, he played soccer and volleyball. Started playing soccer at the age of 4
- Played safety and punter at Kamehameha High School in Honolulu, HI. Totaled 86 tackles and five sacks as a senior in 2011. Was named first-team All-Interscholastic League

INJURY HISTORY

- Rendered inactive at Dal (10/30/16), at NYG (11/6/16) and vs. Atl. (11/13/16) due to a hamstring injury suffered vs. Min. (10/23/16)
- Sustained a hamstring injury in the second quarter vs. Min. (10/23/16) and did not return to the game

TRANSACTIONS

- 2016 Drafted by NE in 6th round
- 9/3/16 Waived by NE
- 9/4/16 Acquired off waivers by PHI



Height: 6-6

Weight: 305

Date Of Birth: February 22, 1991

Hometown: Tualatin, OR

HS: Tualatin

College: Oregon

NFL Experience: 3rd Year

Draft Pick: D5a-14 (141st overall) by Philadelphia

VITALS



COLLEGE ACCOLADES

2013: Second-team All-Pac-12

Joe Schaffeld Award winner

2012: Honorable Mention All-Pac-12

Joe Schaffeld Award winner

2011: Honorable Mention All-Pac-12

THREE-STEP DROP

If not playing football, would be: Working in the lumber industry with his dad

Hobbies: Fishing and hunting

First jobs: Mowing lawns for a landscaping company

Best player he has ever lined up against: Jason Peters in practice

If he could play another sport what team/position: Play on the PGA Tour

Funniest Eagle: Beau Allen. "Just look at him"

Actor that would play him in a movie: Tom Cruise

Favorite quote: "Never forget where you came from and what you represent"

Favorite movie: *Remember the Titans*

Favorite meal: Street tacos

A former standout at the University of Oregon, Taylor Hart was selected by the Eagles in the fifth round of the 2014 NFL Draft. A second-team All-Pac-12 Conference honoree as a senior, he finished the 2013 season with 64 tackles, six tackles for loss and three sacks. Hart was a first-team all-state selection at both offensive tackle and defensive end as a senior at Tualatin (OR) High School.

2016 HIGHLIGHTS (WITH SF/PHI)

- Appeared in one game with the 49ers, tallying two solo tackles vs. Ari. (10/6)

INJURY REPORT

- Following his return to the Eagles, was rendered inactive in three consecutive games with an ankle injury (10/30 at Dal.; 11/6 at NYG; 11/13 vs. Atl.)

2015 HIGHLIGHTS

- Started his first-career game and notched four tackles at NE (12/6)
- Notched a career-best five tackles at Car. (10/25)
- Appeared in his first professional game at Atl. (9/14), recording one tackle

COLLEGE HIGHLIGHTS

- Won the Joe Schaffeld Award, given to the team's top DL, in both his junior and senior campaigns
- Earned second-team All-Pac-12 accolades as a senior captain in 2013 after finishing fourth on the team with 64 tackles, six tackles for loss, three sacks and three forced fumbles
- Garnered honorable mention All-Pac-12 Conference acclaim as well as league academic honors as a junior in 2012, collaring 36 tackles, 11 tackles for loss and a team-best eight sacks
- Was one of two 14-game starters on the defensive line as a sophomore and earned All-Pac-12 honorable mention honors, recording 44 tackles, three tackles for loss and 2.5 sacks
- Appeared in 13 games as a redshirt freshman in 2010
- Redshirted as a true freshman in 2009

PERSONAL

- Was a first-team all-state selection at both offensive tackle and defensive end as a senior at Tualatin (OR) High School
- Began playing football in the 3rd grade
- Son of Doug and Kathy Hart and has one younger brother, Connor. Doug works in the lumber industry
- He and his wife, Lauren, have a dog named Zeke. Zeke is a Labrador-Border Collie mix
- Earned his degree from Oregon in sociology with a minor in business
- Twitter: @TaylorHart66



HART'S CAREER STATISTICS

Year	Team	GP/GS	TACKLES					PASS DEFENSE					FUMBLES			DEF SNAPS			
			Total	Solo	Asst	TFL	Sacks	Int	Yards	Lg	TD	KD	FF	FR	Yards	Played	Pct		
2014	Philadelphia	0/0	0	0	0	0.0	0.0	0	0	--	0	0	0	0	0	0	0	0	0%
2015	Philadelphia	14/1	30	18	12	0.0	0.0	0	0	--	0	0	0	0	0	0	0	327	27%
2016	San Francisco	1/0	2	2	0	0.0	0.0	0	0	--	0	0	0	0	0	0	0	20	4%
	Philadelphia	0/0	0	0	0	0.0	0.0	0	0	--	0	0	0	0	0	0	0	---	--
	<i>Totals</i>	<i>1/0</i>	<i>2</i>	<i>2</i>	<i>0</i>	<i>0.0</i>	<i>0.0</i>	<i>0</i>	<i>0</i>	<i>--</i>	<i>0</i>	<i>0</i>	<i>0</i>	<i>0</i>	<i>0</i>	<i>0</i>	<i>0</i>	<i>20</i>	<i>--</i>
Totals		15/1	32	20	12	0.0	0.0	0	0	--	0	0	0	0	0	0	0	--	--

2016 GAME-BY-GAME STATISTICS

Date	Opp	W/L	GP/GS	S	A	TT	Sac	Hur	KD	FF	FR	Snaps	Pct
Sep 12	LA	W	0/0	INACTIVE									
Sep 18	at Car	L	0/0	INACTIVE									
Sep 25	at Sea	L	0/0	INACTIVE									
Oct 2	Dal	L	0/0	INACTIVE									
Oct 6	Ari	L	1/0	2	0	2	0.0	0	0	0	0	20	31%
Oct 16	at Buf	L	0/0	INACTIVE									
Oct 23	TB	L	0/0	INACTIVE									
WAIVED BY 49ERS ON 10/22; SIGNED TO EAGLES 53-MAN ROSTER ON 10/24													
Oct 30	at Dal	L	0/0	INACTIVE (ANKLE)									
Nov 6	at NYG	L	0/0	INACTIVE (ANKLE)									
Nov 13	Atl	W	0/0	INACTIVE (ANKLE)									
Nov 20	at Sea	L	0/0	INACTIVE									
Nov 28	GB	L	0/0	INACTIVE									
Dec 4	at Cin	L	0/0	INACTIVE									
Dec 11	Was	L	0/0	INACTIVE									
Dec 18	at Bal	L	0/0	INACTIVE									
Dec 22	NYG	W	0/0	INACTIVE									
Jan 1	Dal												
Totals			1/0	2	0	2	0.0	0	0	0	0	20	1%

CAREER HIGHS

Tackles	5	(10/25/15 at Car.)
----------------	---	--------------------

INJURY HISTORY

- Was rendered inactive at NYJ (9/27/15) and at Was. (10/4/15) with a shoulder injury sustained vs. Dal. (9/20/15)

TRANSACTIONS

- 2014 Drafted by PHI in the 5th round...signed 4-year contract
- 9/4/16 Waived by PHI
- 9/5/16 Acquired off waivers by SF
- 10/22/16 Waived by SF
- 10/24/16 Acquired off waivers by PHI



Height: 6-1
Weight: 236
Date Of Birth: June 27, 1992
Hometown: Cincinnati, OH
HS: Lakota West
 (West Chester Township, OH)
College: Texas
NFL Experience: 2nd Year
Draft Pick: D3-15
 (84th overall) by Philadelphia

VITALS

IMPACT PLAYS BY DEFENSIVE ROOKIES IN 2015

- | | |
|------------------------|-------------|
| 1. Preston Smith, Was. | 12 (16 gms) |
| 2. Hau'oli Kikaha, NO | 9 (15 gms) |
| Marcus Peters, KC | 9 (16 gms) |
| 4. Kwon Alexander, TB | 8 (12 gms) |
| 5. Jordan Hicks, Phi. | 7 (8 gms) |
| Vic Beasley, Atl | 7 (16 gms) |

Impact Play = Sacks + Forced Fumbles + INTs +
Fumble Recoveries

2015 NFL LEADERS FUMBLE RECOVERIES

- | | |
|-------------------------|---|
| 1. Charles Woodson, Oak | 4 |
| Darrelle Revis, NYJ | 4 |
| 3. Jordan Hicks, Phi. | 3 |
| Von Miller, Den | 3 |
| Jacques Smith, TB | 3 |
| Bobby Wagner, Sea | 3 |
| Akeem Ayers, Stl | 3 |
| Courtney Upshaw, Bal | 3 |

THREE-STEP DROP

If he could play another sport, what team/position: Point guard, NY Knicks

Three favorite throwback jerseys: Michael Jordan, Bulls; Michael Jordan, UNC; Ronaldinho, F.C. Barcelona

First job: Worked for a real estate company during high school, taking photos of foreclosed homes

Talent he'd most like to have: To be multilingual

Biggest pet peeve: People chewing loudly

Favorite book: *Quiet Strength* by Tony Dungy

Favorite TV show: *The Fresh Prince of Bel-Air*

Favorite Movie: *Cool Runnings*



"Jordan, he's a guy who is kind of above his years. To me, it's not like he's a rookie ... He's a pretty smart guy. So it wasn't like he has some big learning curve to hurdle. He was ready to go from the start ... He came in calm. For me it was like playing with another veteran player because of how he approaches the game. He really, really impressed me a lot. Kid's gonna be a great player."

- Former Eagles LB DeMeco Ryans

One of the budding, young stars on the Eagles defense, Jordan Hicks had his stellar rookie season derailed with a torn pectoral tendon suffered in the team's 8th game at Dallas. At the time of his injury, Hicks led the team with 54 tackles, led the NFL with three fumble recoveries, and led all NFL rookies with seven impact plays (2 INTs, 1 sack, 1 FF and 3 FR).

2016 HIGHLIGHTS

- Notched 8 tackles (5 solo) in the 24-19 win vs. NYG (12/22). Has produced 8+ tackles on five occasions
- Finished with 5 tackles (3 solo), 1 TFL and 1 INT at Bal. (12/18). Intercepted Ravens QB Joe Flacco in the 4th quarter and returned it 34 yards to set up an Eagles scoring drive
- Registered 8 tackles (7 solo) while adding 1 QB hurry vs. GB (11/28)
- Produced 7 tackles (6 solo), 1 INT and 1 pass break-up at NYG (11/6). Registered INTs in back-to-back games for the first time in his career
- Against the Giants, became just the 5th linebacker since at least 1999 to have 4 INTs in his first 16 career games, joining Kiko Alonso, Odell Thurman, Nick Barnett and Brian Cushing
- Recorded his 1st INT of the season and 3rd of his two-year career at Dal. (10/30), while adding 10 tackles (7 solo) and 1 QB pressure
- Posted a season-high 12 tackles (6 solo), including 1 tackle for loss, in addition to 1 pass defended in the 21-10 victory vs. Min. (10/23)
- Registered 8 tackles (6 solo), including 2 tackles for loss, at Was. (10/16)
- Totaled 3 tackles (2 solo), 2 pass break-ups and 1 QB pressure in the 34-3 win vs. Pit. (9/25)
- Notched the 4th fumble recovery of his NFL career following a sack-fumble by Destiny Vaeao in the *Monday Night Football* victory at Chi. (9/19)
- Logged 6 tackles (5 solo) and 1 pass defended in the season-opening victory vs. Cle. (9/11)

BIRDSEED

- Credits his high school defensive coordinator, Carlton Gray, a former NFL safety, with "helping lay the foundation of my game. He taught me the game. When anyone says that I'm a smart player, it's because of his help"



HICKS' CAREER STATISTICS

Year	Team	GP/GS	TACKLES					PASS DEFENSE					FUMBLES			DEF SNAPS		ST
			Total	Solo	Asst	TFL	Sacks	Int	Yards	Lg	TD	KD	FF	FR	Yards	Played	Pct	
2015	Philadelphia	8/5	54	44	10	2	1.0	2	67	67t	1	0	1	3	11	453	75%	0
2016	Philadelphia	15/15	89	62	27	4	1.0	3	37	34	0	6	0	1	0	915	95%	0
Totals		23/20	143	107	36	6	2.0	5	104	67t	1	6	1	4	11	---	---	0

CAREER HIGHS

Tackles: 14 (9/27/15 at NYJ)	Interceptions: 1 (5 times) last 12/18/16 at Bal.
Sacks: 1 (2 times) last 10/23/16 vs. Min.	Fumble Recoveries: 1 (4 times) last 9/19/16 at Chi.
Touchdowns: 1 (67-yard interception return at Dallas on 11/8/15)	

BIRDSEED - Cont.

- Born in Colorado Springs, CO, and lived in Indiana (ages 1-6) and South Carolina (ages 6-11) before moving to Ohio. Also played for two head coaches and four different defensive coordinators at Texas
- Reflected Hicks, "Change does not scare me and I don't take anything for granted. I also think I'm able to see the positives of every different situation I'm in whether I'm prepared or not. It's enhanced my confidence and humility all at the same time:
- Is the son of Scott Hicks and Kelly Justice. Scott is a high school basketball coach in Indianapolis. Has an older sister, Taylor, and three younger brothers, Scotty, Cameron and Ethan

PERSONAL - Cont.

- Was born in Colorado Springs, CO, and lived in Indiana (ages 1-6) and South Carolina (ages 6-11) before moving to Ohio
- Was a three-year starter at Lakota West HS (OH) and earned numerous accolades including the Butkus Award (2009), given annually to the nation's best linebacker, and Gatorade's Ohio High School Football Player of the Year (2009)
- Also lettered in basketball, serving as a team captain as a senior. Holds the district record for most varsity basketball games played in a career with 87 and set district record for steals in a career with 170
- Graduated from Texas with a degree in sport management in 2013 and is pursuing a master's degree in advertising
- Lists beating Texas A&M in 2011 in the final meeting between the two rivals as his favorite sports moment. Texas won on a last-second field goal
- Hobbies include playing video games, especially FIFA and NBA2K as his fa-

2016 GAME-BY-GAME STATISTICS

Date	Opp	W/L	GP/GS	S	A	TT	Sac	Hur	Int	Yds	Lg	KD	FF	FR	Snaps	Pct
Sep 11	Cle	W	1/1	5	1	6	0.0	0	0	--	--	1	0	0	51	100%
Sep 19	at Chi	W	1/1	1	0	1	0.0	0	0	--	--	0	0	1	39	75%
Sep 25	Pit	W	1/1	2	1	3	0.0	1	0	--	--	2	0	0	49	82%
Oct 9	at Det	L	1/1	3	2	5	0.0	0	0	--	--	0	0	0	48	79%
Oct 16	at Was	L	1/1	6	2	8	0.0	0	0	--	--	0	0	0	74	100%
Oct 23	Min	W	1/1	6	6	12	1.0	0	0	--	--	1	0	0	76	100%
Oct 30	at Dal	L	1/1	7	3	10	0.0	1	1	0	0	0	0	0	78	100%
Nov 6	at NYG	L	1/1	5	2	7	0.0	0	1	3	3	1	0	0	64	100%
Nov 13	Atl	W	1/1	3	1	4	0.0	0	0	--	--	0	0	0	48	96%
Nov 20	at Sea	L	1/1	3	0	3	0.0	1	0	--	--	0	0	0	67	100%
Nov 28	GB	L	1/1	7	1	8	0.0	1	0	--	--	0	0	0	71	100%
Dec 4	at Cin	L	1/1	4	1	5	0.0	0	0	--	--	0	0	0	63	98%
Dec 11	Was	L	1/1	3	3	6	0.0	0	0	--	--	0	0	0	46	96%
Dec 18	at Bal	L	1/1	3	0	3	0.0	0	1	34	34	1	0	0	58	100%
Dec 22	NYG	W	1/1	5	3	8	0.0	0	0	--	--	0	0	0	83	93%
Jan 1	Dal															
Totals			15/15	62	27	89	1.0	4	3	37	34	6	0	1	915	95%

vorite hobbies, as well as playing basketball and hanging out with friends by the lake in Austin, TX

- Twitter: @JordanHicks

2015 HIGHLIGHTS

- Last NFL player with opponents fumble recovery in 3 consecutive games:** Jordan Hill 2014
- Last NFL rookie with opponents fumble recovery in 3 consecutive games:** Jack Del Rio 1985
- Last Eagle with opponents fumble recovery in 3 consecutive games:** Byron Evans 1993
- Last Eagles rookie with 3 opponents fumble recoveries in a season:** Michael Lewis 2002
- Last Eagles rookie linebacker with 3 opponents fumble recoveries in a season:** Ray Farmer 1996

- At Dal. (11/8), returned an interception of Matt Cassell 67 yards for a TD, his first since he played RB as a high school senior. It was the longest by an Eagles LB since Shawn Barber had an 80-yard return at Dallas in 2002 and was the first by an Eagle rookie since 1969 (Bill Bradley)
- Recovered a fumble by Drew Brees forced by Fletcher Cox vs. NO (10/11). It was the third consecutive game that he recovered a fumble:
- Recovered a fumble at Was. (10/4) that led to a TD and notched 7 tackles
- In his first NFL start at NYJ (9/27), logged a team-high 14 tackles, while also intercepting a Ryan Fitzpatrick pass in the 4th qtr. and scooping up a fumble by Brandon Marshall
- His INT at NYJ (9/27) was the first by an Eagles rookie linebacker since Stewart Bradley in 2009



Height: 6-0

Weight: 204

Date Of Birth: December 20, 1987

Hometown: Piscataway, NJ

HS: Piscataway

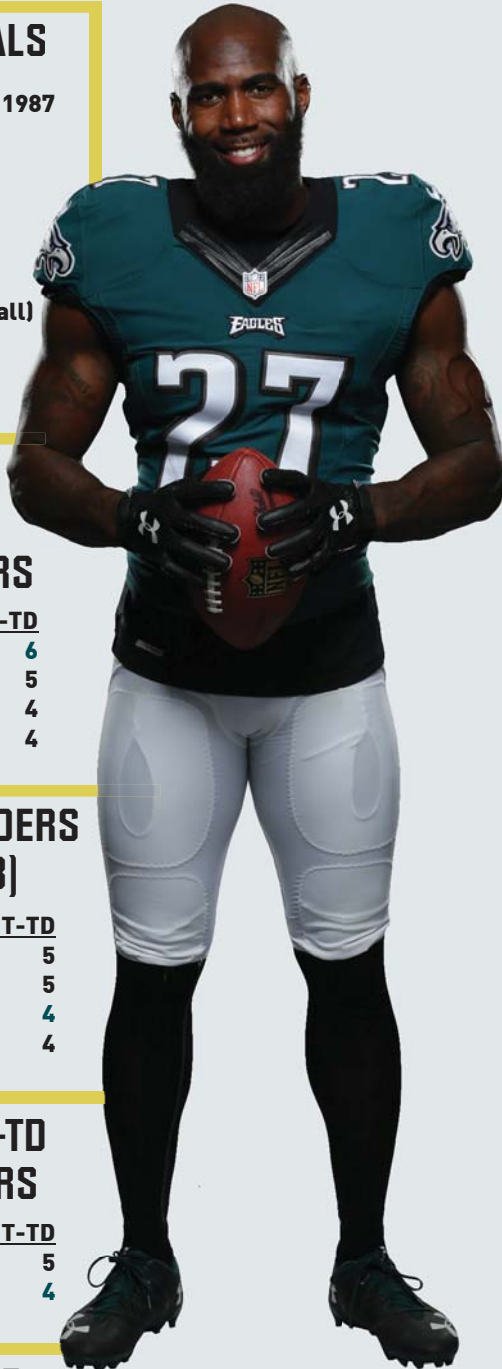
College: Ohio State

NFL Experience: 8th Year

Acquired: FA (NO) 2014

Draft Pick: D1-09 (14th overall)
by New Orleans

VITALS



NFL SAFETY INT-TD ACTIVE LEADERS

Player	INT-TD
1. M. Jenkins, Phi.	6
2. E. Berry, KC	5
3t. D. Hall, Was.	4
3t. H. Smith, Min.	4

NFL INT-TD LEADERS (SINCE 2013)

Player	INT-TD
1t. W. Gay, Pit.	5
1t. A. Talib, Den.	5
3t. M. Jenkins, Phi.	4
3t. E. Berry, KC	4

FRANCHISE INT-TD CAREER LEADERS

Player	INT-TD
1. E. Allen (1988-94)	5
2t. M. Jenkins	4

THREE-STEP DROP

If he could play another sport what team/position: Anchor for the United States Olympic track team in the 4x4 relay

First jersey: Terrell Davis, Denver Broncos

First job: Working in the township parks department in high school

Best player he has lined up against: Calvin Johnson

Three favorite throwback jerseys: Joe Namath, Jets; Sean Taylor, Redskins; Michael Jordan, UNC

Favorite team/athlete growing up: Denver Broncos/Ray Lewis

Pet peeve: Wasting time

Favorite movie: *School Daze*

Pro Bowl: 2016

As a true student of the game, a dynamic playmaker from the safety position, and a tireless philanthropist in the community, Malcolm Jenkins is a pillar in the Eagles locker room. He posted career and team highs in tackles (120), passes defended (15) and forced fumbles (3) in 2015, en route to his first trip to the Pro Bowl. Jenkins signed a three-year contract with the Eagles on the first day of free agency in 2014 and provided instant veteran leadership on the team's defensive unit. Originally a first-round draft pick (14th overall) of the Saints in 2009 out of Ohio State, Jenkins was a two-time defensive team captain during his time in New Orleans. The seven-year veteran launched the Malcolm Jenkins Foundation in 2010 in an effort to enhance the lives of children in under-served communities.

CAREER HIGHLIGHTS

- Is the only player in Eagles history to register three consecutive seasons with an INT-TD
- Joined Lito Sheppard (2 in 2004), Eric Allen (4 in 1993), Seth Joyner (2 in 1992) and Bibbles Bawel (2 in 1955) as the only Eagles to produce multiple INT-TDs in a single season
- Intercepted Giants QB Eli Manning twice (1 for TD) vs. NYG (12/22/16), giving him his second-career multi-INT game. Became the first Eagles player with 2 INTs and 1 TD in a single game since Dimitri Patterson at Was. (11/15/10) and the first Eagles player to total 2+ INTs in a game since Kurt Coleman and Dominique Rodgers-Cromartie at Cle. (9/9/12)
- After picking off Redskins QB Kirk Cousins at Was. (10/16/16) and returning it 64 yards for the TD, became the first player in Eagles history to record an INT-TD in three consecutive seasons
- Earned his first trip to the Pro Bowl in 2015 after registering career and team highs in tackles (120), passes defended (15) and forced fumbles (3)
- Recorded his 4th career interception for a touch-down and his second as an Eagle when he returned a 99-yard interception to the end zone off of Patriots QB Tom Brady at NE (12/6/15). It tied for the third-longest in team history and was the longest since Lito Sheppard's 102-yarder vs. Dal. (10/8/06). He also became the fourth Eagle and the first safety in team history with a pick-six in back-to-back years (Sheldon Brown, Joe Lavender, Jim Nettles)
- Became the first Eagles safety since Brian Dawkins in 2004 to record an interception in three consecutive games after picking off Colin Kaepernick at SF (9/28/14) and returning it 53 yards for a score
- Voted a two-time defensive team captain by his New Orleans teammates in 2012 and 2013
- Named to the 2011 USA Football All-Fundamentals Team and earned the Saints Man of the Year award
- In 2010, named *Associated Press* 2nd-team All-Pro
- Became the first Saints defender since 2001 to earn NFC Defensive Player of the Week honors when he did so in Weeks 12 and 14 during the 2010 season
- Picked off Rams QB Sam Bradford twice in Saints territory, one of which he returned for a 96-yard touchdown in a win vs. StL (12/12/10)



BIRDSEED

- Credits many for helping him get to where he is today, but he singled out three people: his father, Lee Jenkins; his high school football and track coach, Larry Lester; and his college coach Jim Tressel. "My father's best advice was 'You don't know what you don't know,' meaning you constantly need to learn more. Larry Lester taught me how to prepare and how to train. We'd sometimes be the only two people on the field on a weekend, just trying to get myself better. And Coach Tressel taught me about integrity and how to be a pro before I even became a pro"
- After reading *The Zombie Survival Guide* by Max Brooks, Jenkins began collecting an array of different survival tools in what he describes as "a half-hearted attempt at doomsday prepping." Also names AMC's *The Walking Dead* as his favorite TV show
- In 2016, Jenkins participated in a NFL version of Celebrity Family Feud hosted by Steve Harvey, which aired on July 3. Jenkins and the rest of the NFC defense defeated the AFC offense and collected \$25,000 for Got Your 6 charity in the Fast Money round thanks to Jenkins' impressive 152-point effort



- Was a high school teammate of Kyle Wilson and Anthony Davis, all of whom went on to be first-round draft choices
- Active in the New Orleans community, was recognized in 2013 with the John Wooten Professional Leadership Award for devoting his time and serving as a leader on and off the field
- In 2012, earned the Jesse Owens Influential Athlete Award by the Ohio State Alumni Association. This award acknowledges "an African-American alumnus and former student-athlete who exemplifies great character and talent, demonstrates exceptional professional success and continues to reflect the highest qualities of a consummate athlete and humanitarian"
- His wife, Morrissa, recently started a company called Meaux Moisture (meauxmoisture.com) which sells all-natural body care products. "I use her products on my beard," says Jenkins. "I give all the credit for my beard to my wife"


2016 HIGHLIGHTS

- Became the only player in Eagles history to register three consecutive seasons with an INT-TD
- Joined Lito Sheppard (2 in 2004), Eric Allen (4 in 1993), Seth Joyner (2 in 1992) and Bibbles Bawel (2 in 1955) as the only Eagles to produce multiple INT-TDs in a single season
- His 2 INT-TDs are tied for the league lead with Chiefs S Eric Berry, Falcons LB Deion Jones and Broncos CB Bradley Roby



HUMBLE BEGINNINGS

For a player who won a Super Bowl and played in a Pro Bowl, his career did not exactly begin in a blaze of glory. Jenkins was originally a nine-year old, back-up guard for the Piscataway Braves of his Pop Warner squad in New Jersey. Jenkins recalled that he played just seven plays per game that was mandatory for all players in that league. "All I remember is that I got my 7 plays in and from there it was a race to get the free hot dog."



STYLIN' IN THE SECONDARY

Jenkins has fully immersed himself in the world of fashion and, more specifically, the bow tie. At the suggestion from his wife, Morrissa, Jenkins launched his own company, Rock Avenue Bow Ties, which specializes in the design and creation of neck wear and pocket squares and encourages self expression in its customers. For more information on Rock Avenue, visit rockavenuebowties.com.



- Is tied for the team lead in INT (3), ranks second in total tackles (108) and is third in passes defended (12)
- Notched his second-career multi-INT game after picking off Giants QB Eli Manning twice vs. NYG (12/22). His first INT of the day came early in the first quarter when he returned it 34 yards for the score. He became the first Eagles player with 2 INTs and 1 TD in a single game since Dimitri Patterson at Was. (11/15/10) and the first Eagles player to record 2+ INTs in a game since Kurt Coleman and Dominique Rodgers-Cromartie at Cle. (9/9/12)
- Recovered a fumble in the first quarter vs. Min. (10/23) after DE Connor Barwin sacked Vikings QB Sam Bradford and stripped the ball loose in Eagles territory
- In his 100th career start, intercepted a pass from Redskins QB Kirk Cousins, which he returned 64 yards for a TD at Was. (10/16). In doing so, he became the first player in Eagles history to record an INT-TD in three straight seasons
- Sacked Bears QB Jay Cutler for a 10-yard loss on the second play of the game in a 29-14 Monday night victory at Chi. (9/19)

THEMALCOLMJENKINSFOUNDATION.ORG

Launched in 2010, the Malcolm Jenkins Foundation aims to provide resources, experiences and opportunities for the underserved youth. The organization's goal is to inspire and create positive change in the lives of children. Said Jenkins, "For as much as I have been given in life, I feel obligated to give children the guidance, experience and an opportunity. And then watch them take off." For more info, log onto TheMalcolmJenkinsFoundation.org



2016 GAME-BY-GAME STATISTICS

Date	Opp	W/L	GP/GS	S	A	TT	Sac	Hur	Int	Yds	Lg	KD	FF	FR	Snaps	Pct
Sep 11	Cle	W	1/1	2	2	4	0.0	0	0	0	--	1	0	0	51	98%
Sep 19	at Chi	W	1/1	3	1	4	1.0	0	0	0	--	1	0	0	52	100%
Sep 25	Pit	W	1/1	4	3	7	0.0	0	0	0	--	3	0	0	60	100%
Oct 9	at Det	L	1/1	3	4	7	0.0	0	0	0	--	0	0	0	61	100%
Oct 16	at Was	L	1/1	7	1	8	0.0	0	1	64	64t	1	0	0	74	100%
Oct 23	Min	W	1/1	6	1	7	0.0	2	0	0	--	1	0	1	76	100%
Oct 30	at Dal	L	1/1	9	1	10	0.0	0	0	0	--	0	0	0	78	100%
Nov 6	at NYG	L	1/1	3	3	6	0.0	0	0	0	--	1	0	0	64	100%
Nov 13	Atl	W	1/1	6	2	8	0.0	0	0	0	--	0	0	0	50	100%
Nov 20	at Sea	L	1/1	7	0	7	0.0	0	0	0	--	0	0	0	67	100%
Nov 28	GB	L	1/1	8	3	11	0.0	0	0	0	--	0	0	0	71	100%
Dec 4	at Cin	L	1/1	6	3	9	0.0	0	0	0	--	0	0	0	64	100%
Dec 11	Was	L	1/1	1	3	4	0.0	0	0	0	--	0	0	0	48	100%
Dec 18	at Bal	L	1/1	5	1	6	0.0	0	0	0	--	1	0	0	58	100%
Dec 22	NYG	W	1/1	7	3	10	0.0	0	2	34	34t	3	0	0	89	100%
Jan 1	Dal															
Totals			15/15	77	31	108	1.0	2	3	98	64t	12	0	1	963	100%



CAREER HIGHS

Tackles	13	[11/5/12 vs. Phi.]
INTs	2	[2x - 12/22/16 vs. NYG]
INT Long	99t	[12/6/15 at NE]
Sacks	1.5	[10/13/13 at NE]

MULTI-INT GAMES (2)

INTs	Date	Opponent	Quarterback
2	12/22/16	vs. NYG (W)	Eli Manning
2	12/12/10	vs. StL (W)	Sam Bradford

JENKINS' CAREER STATISTICS

Year	Team	GP/GS	TACKLES					PASS DEFENSE					FUMBLES			DEF SNAPS		ST
			Total	Solo	Asst	TFL	Sacks	Int	Yards	Lg	TD	KD	FF	FR	Yards	Played	Pct	
2009	New Orleans	14/6	55	49	6	NA	0.0	1	14	14	0	4	0	0	0	NA	NA	9
2010	New Orleans	15/15	64	54	10	NA	1.0	2	105	96t	1	12	1	2	0	NA	NA	4
2011	New Orleans	15/15	77	63	14	NA	1.0	0	0	--	0	9	1	1	30	NA	NA	0
2012	New Orleans	13/13	94	65	29	NA	0.0	1	55	55t	1	7	0	0	0	873	77%	0
2013	New Orleans	14/14	68	44	24	NA	2.5	2	35	31	0	6	2	0	0	819	84%	1
2014	Philadelphia	16/16	113	68	45	3.0	0.0	3	67	53t	1	14	0	1	0	1153	100%	4
2015	Philadelphia	16/16	120	92	28	13.0	0.0	2	99	99t	1	15	3	1	0	1214	100%	9
2016	Philadelphia	15/15	108	77	31	4.0	1.0	3	98	64t	2	12	0	1	0	963	100%	3
Totals		118/110	699	512	187	20.0	5.5	14	473	99t	6	79	7	6	30	---	---	30

PLAYOFFS

2009	New Orleans	2/0	5	5	0		0.0	0	0	--	0	1	0	0	0	NA	NA	0
2010	New Orleans	0/0	INJURED RESERVE (HAMSTRING)															
2011	New Orleans	2/2	13	12	1		1.0	0	0	--	0	1	0	0	0	NA	NA	0
2013	New Orleans	2/2	8	4	4		0.0	0	0	--	0	0	0	0	0	118	100%	0
Totals		6/4	26	21	5		1.0	0	0	--	0	2	0	0	0	---	---	0

ADDITIONAL CAREER STATISTICS

Blocked Field Goals: (1) - 2012 (vs. SF - 11/25 [David Akers])

Special Teams Forced Fumbles: (3) - 2014 (1), 2009 (2)

Special Teams Fumble Recoveries: (1) - 2009 (1)

TOUCHDOWNS (7)

Touchdown	Date	Opponent	Touchdown	Date	Opponent
99-yd Int. ret.	12/6/15	at NE (QB T. Brady)	53-yd Int. ret.	9/28/14	at SF (QB C. Kaepernick)
96-yd Int. ret.	12/12/10	vs. StL (QB S. Bradford)	34-yd Int. ret.	12/22/16	vs. NYG (QB E. Manning)
64-yd Int. ret.	10/16/16	at Was. (QB K. Cousins)	30-yd Fum. ret.	12/26/11	vs. Atl. (WR J. Jones)
55-yd Int. ret.	11/18/12	at Oak. (QB C. Palmer)			



VITALS
Height: 6-6
Weight: 317
Date Of Birth: May 8, 1990
Hometown: Groveton, TX
HS: Groveton
College: Oklahoma
NFL Experience: 4th Year
Draft Pick: D1-13 (4th overall)
 by Philadelphia



IN THE TRENCHES

Best part of being an o-lineman:

Being physical and the brotherhood that exists among the other linemen

Worst part about being 6-6, 310:

Not having the beach body you want

Most underrated aspect of the position:

Athleticism

Best player he has lined up against:

Dwight Freeney

THREE-STEP DROP

Funniest Eagle: Allen Barbre

Favorite movie: *Forrest Gump*

First job: Grave digger in high school

Favorite TV show: *Impractical Jokers*

Biggest pet peeve: Drivers that take a long time to make a turn

Hobbies: Hunting and fishing

Favorite teams/athletes growing up: Green Bay Packers, Houston Rockets and Brett Favre

Three favorite throwback jerseys: Hakeem Olajuwon, Rockets; Michael Vick, Falcons; Bo Jackson, Raiders

If he could play another sport, what position/team: Small forward, Rockets

A physically gifted athlete who played collegiately as a quarterback, tight end and defensive lineman before transitioning to the offensive line in 2011 at Oklahoma, Johnson was drafted by the Eagles with the 4th-overall selection in the 2013 NFL Draft. After starting all 45 games that he has played in his three-year career (including playoffs), Johnson signed a new six-year contract during the 2016 offseason.

2015 HIGHLIGHTS

- Started all 16 games for the Eagles, opening 14 contests at RT and making his first two career starts at LT at Dal. (11/8) and vs. Mia. (11/15)

BIRDSEED

- Credits his mother, Ray Ann, for being where he is today. "She was a single mother and she raised me by herself. She didn't have a lot, but she made sure I was happy." Ray Ann has a degree in criminal justice and works as a social worker with death-row inmates at a prison in Riverside, TX. Lane was proud to purchase his mother a new home in 2014
- Did not receive a single college football offer out of high school. "That left me with a bitter taste in my mouth and a chip on my shoulder. It motivated me then and still does to this day"
- His graduating class from Groveton (TX) High School consisted of a total of 35 students. In fact, Groveton's listed population in 2010 was just 1,057
- Leans on the advice of his father-in-law, John Goodman, who played defensive line for the Pittsburgh Steelers from 1981-85. "He's been a mentor to me. He's been in my shoes; been there, done that. He's taught me how to best work through adversity and the tough times"
- Before transferring to Oklahoma, played one year for head coach J.J. Eckert at Kilgore (TX) College. Eckert on Johnson's progression: "One day we were in a goal-line drill and we were short a tight end due to injuries and we have this big monster (Lane) sitting right next to us. We said, 'Could you go play tight end on this play? Just run through the C-gap and if you see someone, just hit 'em.' Well, he pancaked a linebacker and Division I college coaches were there and his stock went high basically just on one play in a goal-line drill."

PERSONAL

- He and his wife, Chelsea, reside in Edmond, OK. They have a son, Jace; a daughter, Journey Layne; and a dog, Mox
- Played quarterback and safety at Groveton (TX) HS, where he was an all-region and honorable mention all-state selection. Groveton also produced former Oilers/Titans and Falcons RB Rodney Thomas
- Also lettered in track and field, as he placed fourth in the shot put at the state's track championships; in baseball, as a pitcher and first baseman; and in basketball
- Began playing football in the 7th grade as a quarterback for the Coldspring Trojans



JOHNSON'S CAREER SERVICE

Regular Season			Playoffs		
Year	Team	GP/GS	Year	Team	GP/GS
2013	Philadelphia	16/16	2013	Philadelphia	1/1
2014	Philadelphia	12/12	Totals		1/1
2015	Philadelphia	16/16	Starts by position: 2013: 16 at RT;		
2016	Philadelphia	5/5	2014: 12 at RT; 2015: 14 at RT, 2		
Totals		49/49	at LT; 2016: 5 at RT		
First NFL game/start: 9/9/13 at Was.					

PERSONAL - Cont.

- Majored in human relations
- Twitter: @LaneJohnson65

2014 HIGHLIGHTS

- Started 12 games at right tackle and helped pave the way for the NFL's third-leading rusher, LeSean McCoy, while giving up just one sack

2013 HIGHLIGHTS

- Made his NFL debut at Was. (9/9) and became the first rookie offensive lineman to start at tackle on opening day for the Eagles since John Welbourn in 1999
- Was part of an offensive line that helped block for the NFL's leading rusher, LeSean McCoy, who finished with a franchise-best 1,607 yards
- Helped the Eagles set a then-team record with 442 points scored and 6,676 total net yards

COLLEGE HIGHLIGHTS

- As a senior in 2012, started 11 games at left tackle and garnered third-team All-America accolades from CBSSports.com and second-team All-Big 12 honors from the conference's coaches. Anchored a Sooner offense that ranked 12th in the nation with 497.9 yards per game and registered a team-best 123 knockdowns. Also led the Big 12 with 19 TD-resulting blocks
- Was a two-time Academic All-Big 12 first-team honoree
- Started 12 games at right tackle as a junior in 2011 as the Sooners ranked 10th in the nation in scoring (39.5 ppg), fifth in offense (512.3 ypg) and fifth in passing (349.4 ypg) while allowing the seventh-fewest sacks in the nation (11)
- Began his sophomore season of 2010 as a tight end before converting to a defensive lineman
- Redshirted in 2009 after transferring from Kilgore (TX) College
- Appeared in nine games as a reserve quarterback at Kilgore, completing 32 of 61 passes for 510 yards, three touchdowns and seven interceptions, while adding 24 yards and a touchdown on 17 carries

LIFE IN THE FAST LANE

Johnson did not start playing football until the 7th grade when he was a quarterback for his middle school squad in Coldspring, TX. He earned all-state honors as a QB in high school, but did not receive a scholarship offer. He began his college career at Kilgore (TX) College, where, at 202 pounds, he quarterbacked the Rangers in 2008 (pictured). After transferring to Oklahoma as a tight end in 2009, he redshirted for one year before playing tight end and defensive end in 2010. He finally settled in as a right offensive tackle in 2011 before moving to the left side in 2012



TRANSACTIONS

- | | |
|----------|--|
| 2013 | Drafted by PHI in 1st round (4th overall) ... signed 4-year contract |
| 7/23/14 | Suspended by NFL for 4 games |
| 9/29/14 | Activated from reserve/suspended list |
| 1/29/16 | Signed 6-year contract through 2021 |
| 10/11/16 | Suspended by NFL for 10 games |
| 12/20/16 | Activated from reserve/suspended list |



Height: 6-2

Weight: 221

Date Of Birth: July 5, 1980

Hometown: Baton Rouge, LA

HS: Baton Rouge Catholic

College: LSU

NFL Experience: 13th year

Acquired: FA (Hou) 2013

Draft Pick: D7-04 (224th overall)
by Seattle

VITALS

EAGLES PUNTING RECORDS

GROSS AVERAGE - CAREER*

1. Donnie Jones	45.3
2. Joe Muha	43.0
3. Sav Rocca	42.9

NET AVERAGE - CAREER*

1. Donnie Jones	40.4
2. Sav Rocca	37.6
3. Dirk Johnson	36.0

PUNTS INSIDE 20 - CAREER^

1. Donnie Jones	116
2. Jeff Feagles	106
3. Sav Rocca	102
4. Sean Landeta	96

GROSS AVERAGE - SEASON

1. Joe Muha, 1948	47.3
2. Donnie Jones, 2015	47.0
3. Mat McBriar, 2012	46.6
4. Donnie Jones, 2016	45.6

NET AVERAGE - SEASON

1. Donnie Jones, 2015	41.6
2. Donnie Jones, 2013	40.5
3. Donnie Jones, 2016	40.5
4. Sav Rocca, 2010	39.0

* Min. 100 punts

^ Became official stat in 1976



THREE-STEP DROP

Actor that would play him in a movie: Will Ferrell in a comedy and Robert De Niro in a drama

First job: Working in the Chicken Shack at Blue Bayou, a water park in Baton Rouge

Career if not in football: Working at a brokerage firm

Favorite movie: *The Shawshank Redemption*

Favorite TV show: Shows on HGTV and the *Real Housewives* series

Favorite meal: Cajun Creole food, red beans and rice, fried catfish

Favorite musician: Kenny Chesney, Eric Church

Favorite place to visit: Cabo San Lucas

A veteran of 13 NFL seasons, Donnie Jones signed a three-year deal with the Eagles following the 2013 season after proving to be a difference maker on special teams. In just three-plus seasons, Jones has solidified himself as the top punter in franchise history in terms of both gross and net punting average. Jones was originally drafted by the Seattle Seahawks in the seventh round of the 2004 NFL Draft and went on to become a two-time All-Pro selection with St. Louis from 2008-09.

CAREER HIGHLIGHTS

- Jones is the top punter in Eagles history in terms of gross average, net average, and punts inside the 20
- Has played in 191 consecutive games, which stands as the fourth-longest active streak in the NFL. The three players ahead of Jones in that category include Texans P Shane Lechler (237), Cowboys TE Jason Witten (218), and Giants QB Eli Manning (196)
- One of only seven players in NFL history to record a 50.0 gross avg. in a season, accomplishing the feat in 2008 with St. Louis
- Garnered second-team All-Pro honors in both 2008 and 2009 while with the Rams and was also selected to the 2008 *USA Today* All-Joe team
- Set Texans' team records with a gross average of 47.2 yards and a net of 40.5 yards during his lone season with Houston in 2012
- Holds Rams' franchise records in punts, gross avg. and net avg.

2016 HIGHLIGHTS

- His 45.6-yard gross average this season ranks as the fourth-best mark in team history and his 40.5-yard net average ranks third
- Landed two punts inside the 20-yard line at Dal. (10/30), moving past Jeff Feagles (106) and setting the Eagles record
- Booted a 72-yard punt vs. Cle (9/11), the second longest of his career. Also landed three punts inside the 20-yard line, moving into third on the team's all-time list in that category with 99

BIRDSEED

- Enjoys golfing in his spare time and plays four to five times a week during the offseason. If he could have one talent, he would love to be able to play professionally. "I'd like to be a really good golfer and play on the PGA tour," said Jones. "I'm not bad. I have my good days and my bad, but I love it"
- Has had the opportunity to play two of the most prestigious golf courses in the world - Merion and Pine Valley. Says his ideal foursome to play a round with would be himself, Arnold Palmer, Jack Nicklaus and Tiger Woods
- **Favorite part of playing football:** "The relationships," said Jones. "The people you meet, the guys you play with. Football is such a great team sport and it's about everybody coming together and working towards a common goal of winning"



JONES' CAREER STATISTICS														
Year	Team	GP	No	Yds	Avg	OppRet	Yards	TB	NetYds	NetAvg	In20	Lg	Blk	STT
2004	Seattle	6	26	988	38.0	11	79	2	869	32.2	6	51	1	1
2005	Miami	16	88	3,827	43.5	46	227	7	3,460	39.3	31	63	0	3
2006	Miami	16	85	3,640	42.8	49	367	10	3,073	35.7	28	64	1	1
2007	St. Louis	16	78	3,684	47.2	48	437	9	3,067	39.3	18	80	0	0
2008	St. Louis	16	82	4,100	50.0	57	590	7	3,370	41.1	20	68	0	2
2009	St. Louis	16	90	4,212	46.8	41	260	10	3,752	41.7	34	63	0	1
2010	St. Louis	16	94	4,276	45.5	45	435	4	3,761	40.0	32	63	0	1
2011	St. Louis	16	105	4,652	44.3	45	552	9	3,920	37.0	29	65	1	2
2012	Houston	16	88	4,150	47.2	48	483	5	3,567	40.5	28	66	0	2
2013	Philadelphia	16	82	3,681	44.9	28	223	5	3,358	40.5	33	70	1	1
2014	Philadelphia	16	76	3,331	43.8	29	238	7	2,953	38.9	34	68	0	0
2015	Philadelphia	16	86	4,038	47.0	42	215	8	3,663	41.6	29	60	2	0
2016	Philadelphia	15	59	2,688	45.6	22	179	6	2,389	40.5	20	72	0	0
Totals		197	1,039	47,267	45.5	511	4,285	89	41,202	39.7	342	80	6	14
PLAYOFFS														
2012	Houston	2	8	308	38.5	4	12	1	276	34.5	3	48	0	0
2013	Philadelphia	1	5	244	48.8	3	31	1	193	38.6	1	55	0	0
Totals		3	13	552	42.5	7	43	2	469	36.1	4	55	0	0

CAREER HIGHS		
Punts	11	1/3/10 vs. SF
Yards	551	1/3/10 vs. SF
Long	80	10/21/07 at Sea.
Inside 20	7	12/1/13 vs. Ari.
Gross avg.	56.3	11/22/09 vs. Ari.
Net avg.	52.3	12/14/14 vs. Dal.

ADDITIONAL CAREER STATS	
Passing	2008 (1-0-0)
Rushing	3-9; 2005 (1-0), 2006 (1-0), 2011 (1-9)
Fumbles	2006 (1)
Kickoffs	4-230; 2004 (1-54), 2005 (1-55), 2009 (1-63), 2012 (1-58)

2016 GAME-BY-GAME STATISTICS										
Date	Opp	W/L	No	Yds	Avg	Net	TB	In20	Lg	Blk
Sep 11	Cle	W	6	295	49.2	39.2	3	3	72	0
Sep 19	at Chi	W	5	218	43.6	30.6	0	1	55	0
Sep 25	Pit	W	4	165	41.3	40.5	0	1	47	0
Oct 9	at Det	L	2	76	38.0	38.0	0	0	42	0
Oct 16	at Was	L	6	266	44.3	42.2	0	3	55	0
Oct 23	Min	W	4	202	50.5	43.3	1	1	60	0
Oct 30	at Dal	L	6	296	45.2	39.5	0	2	62	0
Nov 6	at NYG	L	3	141	47.0	43.7	0	1	48	0
Nov 13	Atl	W	2	86	43.0	38.5	0	0	43	0
Nov 20	at Sea	L	7	344	49.1	39.0	2	0	60	0
Nov 28	GB	L	2	71	35.0	35.0	0	2	37	0
Dec 4	at Cin	L	3	118	39.3	36.3	0	2	48	0
Dec 11	Was	L	2	106	53.0	46.5	0	1	54	0
Dec 18	at Bal	L	2	94	47.0	47.0	0	1	51	0
Dec 22	NYG	W	5	237	47.4	47.8	0	2	55	0
Jan 1	Dal									
Totals			59	2,688	45.6	40.5	6	20	72	0

PERSONAL

- **Greatest love besides football:** "Definitely my family," Jones said. "That's something that's very important to me, especially when you have kids. It's so important to be that positive influence for them. I love being able to spend time with them away from football, whether it's going to their games or on vacations with the whole family. It's great to be able to spend quality time with them and help create memories that our kids will have for forever"
- Nickname: Donnie Longball. Was given to him by teammate Connor Barwin
- He and his wife, Aubrie, have a son, Weston, a daughter, Addison, and also have one dog, a poodle named Rilie
- Earned all-state and all-district honors as a senior at Catholic High School in Baton Rouge, LA
- Averaged 43.4 yards per punt on a team that reached the Class 5A semifinals
- Also threw the javelin and participated in the high jump in high school
- Says the last time he scored a touchdown was in 1998
- Favorite restaurant in Philly: Nick's Roast Beef
- Favorite team growing up: LSU Tigers
- Son of Don and Amanda Jones and has a sister, Mandy
- Graduated from LSU with a degree in finance
- Resides in Baton Rouge during the offseason



VITALS

Height: 6-3
Weight: 295
Date Of Birth: November 5, 1987
Hometown: Cleveland, OH
HS: Cleveland Heights
College: Cincinnati
NFL Experience: 6th Year
Draft Pick: D6a-11 (191st overall) by Philadelphia

IN THE TRENCHES

Favorite O-lineman:
 Lou Groza

Most underrated attribute of playing O-line:
 Intelligence

Most memorable block:
 "Snow Bowl vs. Detroit. The entire offensive line pushed the Lions defense into the end zone on a QB sneak."

THREE-STEP DROP

In any other sport, what position would you play and what team:

Center for the Philadelphia Flyers

Three must-haves on a deserted island: Duct tape, lighter, fishing pole

Three favorite throwbacks jerseys: Chuck Bednarik, Eagles; Jim Brown, Browns; Wayne Gretzky, Oilers

Pregame ritual: Listen to Christmas music and comb my beard

Favorite movies: *The Big Lebowski*, *The Last Gladiators*

First job: Working at a youth ice hockey camp at 14 years old

First football team: Roxboro Rockets in the 7th grade. Played LB and FB

Pro Bowls: 2015

"He's the conductor of the whole band. It's a pleasure to coach him. He does it all for us out there."

- Eagles Offensive Line Coach Jeff Stoutland

Jason Kelce arrived at the University of Cincinnati as a walk-on linebacker in 2006 and is now a Pro Bowl center with the Eagles. Between then and now, Kelce used an incredible amount of athleticism, diligent work ethic, and intelligence to make his present a reality. A 6th-round draft pick of the Eagles in 2012, Kelce made the most of his opportunity as a rookie and became an immediate starter. Following the 2013 season, he was rewarded with a seven-year contract extension through 2020.

CAREER HIGHLIGHTS

- Voted to the Pro Bowl for the first time in 2014, becoming the first Eagles center to gain such recognition since Jim Ringo was named to his 10th Pro Bowl following the 1967 campaign

BIRDSEED

- Serves as a spokesman for Dietz & Watson, a deli foods manufacturer based in Philadelphia. Said Kelce, "It's been a lifelong dream to be affiliated with the official meat provider of a National Football League team." Kelce also supports the company's military appreciation efforts
- His experience as a linebacker and running back in high school have helped him become the player he is today. "Playing linebacker definitely helped me as an offensive lineman. If you can get in the head of the players you are going up against, that's a huge advantage, like a quarterback who knows what the safeties are thinking."
- Also grew up playing a variety of different sports including hockey, lacrosse, soccer and baseball. "Playing all of those sports has helped me adapt to any circumstance that is thrown my way."
- In 2014, Kelce became the first professional athlete to compete in Wing Bowl, an annual chicken wing eating contest conducted by the Eagles flagship radio station, 94 WIP. He ate 65 wings in 14 minutes



KELCE'S CAREER SERVICE

Regular Season			Playoffs		
Year	Team	GP/GS	Year	Team	GP/GS
2011	Philadelphia	16/16	2013	Philadelphia	1/1
2012	Philadelphia	2/2	Totals		1/1
2013	Philadelphia	16/16	First NFL game and start:		
2014	Philadelphia	12/12	9/11/11 at StL		
2015	Philadelphia	16/16			
2016	Philadelphia	15/15			
Totals		77/77			



PERSONAL

- Attended Cleveland Heights (OH) High School, performing as a linebacker and running back for head coach Mike Jones. Was a two-time All Lake Erie-Lake League selection
- Graduated from Cincinnati with a degree in marketing
- Comes from a football lineage, as his younger brother, Travis, was a teammate at Cincinnati (2008-10) as a tight end and was drafted by Kansas City in 2013. His uncle, Don Blalock, played defensive tackle for Purdue (1976-77) and his grandfather, Don Blalock, played football at Ohio University
- Son of Donna and Ed Kelce. Donna works in banking, while Ed is a sales rep in the steel business. Cites his dad as the biggest influence on his career. "He really pushed me to be the best I could be and was somebody that I've always looked up to."
- Favorite teams/players growing up: "I was a huge fan of all the Cleveland sports teams. I was also a fan of the star players like Michael Jordan, Wayne Gretzky and Jerome Bettis."
- Pundits have compared him to All-Pro Jeff Saturday. Kelce met with Saturday after his rookie season to pick his brain. "One of the things I learned from him is that it's not only a physical battle between you and the defensive linemen, but it's also a mental battle."
- Twitter: @Jkelce; Instagram: @jkelce

2014 HIGHLIGHTS

- Voted to the Pro Bowl for the first time, becoming the first Eagles center to gain such recognition since Jim Ringo was named to his 10th Pro Bowl following the 1967 campaign
- Helped the Eagles generate 6,348 total yards of offense: the fifth-highest total in the NFL. Also paved the way for LeSean McCoy, who finished third in the NFL with 1,319 yards

2013 HIGHLIGHTS

- Named the team's Ed Block Courage Award recipient in 2013. The award honors those NFL players who exemplify commitment to the principles of sportsmanship and courage and is given by a vote of the team for efforts as well as individual performance
- Garnered *USA Today's* 2013 All-Joe team honors, which recognizes the NFL players whose work doesn't necessarily garner headlines, but is integral to the success of their team
- Part of an offensive line that helped block for the NFL's leading rusher, LeSean McCoy, who finished with a franchise-best 1,607 yards
- Helped Eagles set a team record with 6,676 total yards of offense and a then-team record 442 points

2011 HIGHLIGHTS

- Was named to *Dallas Morning News* columnist Rick Gosselin's NFL All-Rookie team after starting all 16 games for an offense that set a team record in first downs (356) and a then-team record in total net yards (6,386)
- Along with Danny Watkins, became the first Eagles rookie line-men duo to start 10-or-more games in the same season
- Became the first Eagles rookie offensive lineman to start all 16 games since Doug Brzezinski did so in 1999 and the first rookie in team history to start every game at center. He is also just the 16th player in NFL history to start every game at center during a rookie campaign

KELCE'S BROTHERLY LOVE



Jason's brother, Travis (shown left on both photos above), is a tight end for the Kansas City Chiefs. The two were teammates at Cincinnati in 2008-10.

- Was part of an offensive line that received the Madden Protector Award at NYG (11/20) and vs. Dal. (10/30). This award is given each week of the regular season to the NFL's top performing offensive line and recognizes the fundamental role offensive linemen play in their teams' success

COLLEGE HIGHLIGHTS

- Kelce started his final 38 games at Cincinnati during a 47-game career – 26 at left guard and 12 at center
- Started 12 games at center in 2010, and was an All-American honorable mention and All-Big East Conference first-team selection by *The NFL Draft Report*, adding second-team All-Big East honors from the league's coaches
- Helped an inexperienced unit lead the Big East in passing offense (260.7 yards per game), total offense (417.3 yards per game) and scoring offense (27.1 points per game), despite injuries at the quarterback position
- As a junior in 2009, earned All-Big East Conference second-team honors while starting all 13 games at left guard
- In 2008, earned Sophomore All-American third-team and All-Big East Conference second-team honors from *The NFL Draft Report* in his first season as a starter. Lined up at left offensive guard for all 13 games and paved the way for an offense that averaged 370.6 yards per game
- In 2007, the former walk-on linebacker added over 40 pounds to his frame during the offseason, shifting to the offensive line, where he competed in nine games as a reserve at center and both offensive guard positions
- Joined the team as a walk-on in 2006, earning Scout Team Defensive Player of the Year honors while lining up as a 240-pound linebacker

INJURY HISTORY

- Was inactive at SF (9/28/14), vs. StL (10/5/14), vs. NYG (10/12/14) and at Ari. (10/26/14) due to a sports hernia suffered vs. Was. (9/21/14)
- Placed on season-ending injured reserved after suffering a partially-torn ACL and a torn MCL during the third quarter vs. Bal. (9/16/12)

TRANSACTIONS

- | | |
|---------|--|
| 2011 | Drafted by PHI in 6th round ... signed 4-year contract |
| 9/18/12 | Placed on Injured Reserve (knee) |
| 2/27/14 | Signed by PHI to a 7-year contract through 2020 |

Height: 6-0
Weight: 240

VITALS

Date Of Birth: September 28, 1990
Hometown: Fresno, CA
HS: Hoover (Fresno, CA)
College: California
NFL Experience: 5th year
Draft Pick: D2a-12 (46th overall)
by Philadelphia



4+ SACKS & 3+ INTs IN EAGLES HISTORY (SINCE 1982)

Player (Season)	Sacks	INTs
Seth Joyner (1992)	6.5	4
Seth Joyner (1991)	6.5	3
William Thomas (1996)	5.5	3
Mychal Kendricks (2013)	4.0	3

THREE-STEP DROP

First job: Worked the concession stands for several local semi-pro teams

Funniest Eagle: Lane Johnson

If he could play another sport what team/position: Defender for Barcelona

Best players he's ever lined up against: Aaron Rodgers and Drew Brees

Three favorite throwback jerseys: Kobe Bryant (#8), Lakers; Ricky

Williams, Texas; Willie Mays, San Francisco Giants

Can't live without: Oreo cookies

Strangest thing he likes to eat: Eggo's with Kraft singles

"There's such a drive there with him. You either have it or you don't. He does, and the potential is unlimited for him."

- Former Eagles Linebacker DeMeco Ryans

A second-round draft choice of the Eagles in 2012, the speedy and instinctive Mychal Kendricks was immediately inserted as a starter on the Eagles defense in his rookie campaign and has since developed into one of the unit's top playmakers, signing a four-year extension in 2015 that will keep him in Philly through the 2019 season. Prior to entering the NFL, he was named the 2011 Pac-12 Defensive Player of the Year at Cal.

BIRDSEED

- Mychal's father, Marvin, was on the Eagles training camp roster in 1972 after playing college football at UCLA, where he led the Bruins in rushing twice in 1970 and 1971. Said Mychal: "He was so happy the day I got drafted here because the Eagles were his team. I remember being so excited, but he may have even been more excited. He followed them all the time when I was growing up. It was a dream come true for the both of us."
- Began playing football in the 8th grade for the Wawona Wildcats as a safety and fullback

CAREER HIGHLIGHTS

- Is one of only three Eagles since 1982 to post at least four sacks and three interceptions in a single season, recording four sacks and three picks in 2013. Joined Williams Thomas (1996) and Seth Joyner (1991 and '92) as the only other Eagles to accomplish the feat
- In 2013, he and DeMeco Ryans became the first pair of linebackers in Eagles history to post 4+ sacks and 2+ interceptions in the same season

KENDRICKS' BROTHERLY LOVE



Mychal's younger brother, Eric, was a second-round draft pick of the Minnesota Vikings in 2015. They grew up playing football, basketball and soccer together and remain very close to this day. The brothers workout, snowboard and skateboard together whenever possible. Their 2015 stats were nearly identical:

Mychal (91 tackles and 3 sacks)

Eric (92 tackles and 4 sacks)



KENDRICKS' CAREER STATISTICS

Year	Team	GP/GS	TACKLES					PASS DEFENSE					FUMBLES			DEF SNAPS		ST
			Total	Solo	Asst	TFL	Sacks	Int	Yards	Lg	TD	KD	FF	FR	Yards	Played	Pct	
2012	Philadelphia	15/14	88	70	18	8.0	1.0	0	0	0	0	11	0	0	0	927	88%	0
2013	Philadelphia	15/15	137	96	41	3.0	4.0	3	25	18	0	1	1	4	0	991	83%	0
2014	Philadelphia	12/11	108	77	31	4.0	4.0	0	0	0	0	2	3	0	0	761	66%	0
2015	Philadelphia	13/13	91	71	20	8.0	3.0	0	0	0	0	1	1	0	0	628	52%	3
2016	Philadelphia	15/8	29	24	5	2.0	0.0	0	0	0	0	1	0	1	0	273	28%	9
Totals		70/61	453	338	115	25.0	12.0	3	25	18	0	16	5	5	0	---	---	12

PLAYOFFS


2013	Philadelphia	1/1	10	10	0	1.0	0.0	0	0	0	0	0	0	0	0	72	100%	0
Totals		1/1	10	10	0	1.0	0.0	0	0	0	0	0	0	0	0	---	---	0

2016 GAME-BY-GAME STATISTICS

Date	Opp	W/L	GP/GS	S	A	TT	Sac	Hur	Int	Yds	Lg	KD	FF	FR	Snaps	Pct
Sep 11	Cle	W	1/0	0	0	0	0.0	0	0	0	--	0	0	0	19	37%
Sep 19	at Chi	W	1/1	3	0	3	0.0	0	0	0	--	0	0	0	20	38%
Sep 25	Pit	W	1/1	1	0	1	0.0	0	0	0	--	0	0	0	9	15%
Oct 9	at Det	L	1/0	2	1	3	0.0	0	0	0	--	0	0	0	26	43%
Oct 16	at Was	L	1/1	3	0	3	0.0	0	0	0	--	0	0	0	22	30%
Oct 23	Min	W	1/0	2	0	2	0.0	2	0	0	--	0	0	0	24	32%
Oct 30	at Dal	L	1/0	3	0	3	0.0	0	0	0	--	0	0	0	19	24%
Nov 6	at NYG	L	1/0	1	0	1	0.0	0	0	0	--	0	0	0	3	5%
Nov 13	Atl	W	1/1	3	2	5	0.0	1	0	0	--	1	0	0	19	38%
Nov 20	at Sea	L	1/1	2	1	3	0.0	0	0	0	--	0	0	0	31	46%
Nov 28	GB	L	1/1	1	0	1	0.0	0	0	0	--	0	0	0	13	18%
Dec 4	at Cin	L	1/1	0	0	0	0.0	0	0	0	--	0	0	1	26	41%
Dec 11	Was	L	1/0	1	0	1	0.0	0	0	0	--	0	0	0	8	17%
Dec 18	at Bal	L	1/0	0	1	1	0.0	0	0	0	--	0	0	0	20	34%
Dec 22	NYG	W	1/1	2	0	2	0.0	0	0	0	--	0	0	0	14	16%
Jan 1	Dal															
Totals			15/8	24	5	29	0.0	3	0	0	0	1	0	1	273	28%

CAREER HIGHS

Tackles	17	10/27/13 vs. NYG
Sacks	2.0	12/22/13 vs. Chi.
INTs	1	3x - 12/29/13 at Dal.



PERSONAL

- **Most underrated attribute of playing linebacker:** "You need to be a little crazy. All good linebackers either have a few screws loose or a few screws wound too tight."
- A huge fan of former Broncos running back Terrell Davis growing up, Kendricks donned #30 in college in his honor
- Starred at Hoover HS in Fresno, CA, leading his club with 175 tackles and 4.0 sacks as a senior, while also registering a team-best 742 rushing yards on 103 carries and six touchdowns, as well as 1,035 all purpose yards
- Parents are Yvonne Thagon and Marvin Kendricks. Yvonne is a pharmacist technician and Marvin is a retired social worker. Also has a stepmother, Joanne, who is a medical sales rep for Merck
- His three brothers all played college football: Chad (graduated from Sacramento State), Terence (graduated from Fresno State) and Eric (graduated from UCLA). Eric currently plays for the Minnesota Vikings

2016 HIGHLIGHTS

- Is third on the team with nine special teams tackles
- Recovered a fourth quarter fumble at Cin. (12/4), after LB Nigel Bradham stripped the ball loose from Bengals T Jake Fisher

RENAISSANCE MAN

While he was always known for his athletic talents on the field growing up, Kendricks' passion off the field is in the fine arts. Kendricks attended Bullard Talent, a private school that specializes in the fine arts from kindergarten through 8th grade. While there, Kendricks acted in plays such as *Robin Hood*, *Aladdin* and *The Lion King*. He also learned to dance in hip-hop, urban, tap and jazz styles. Said Kendricks: "I really have an appreciation for all kinds of art and going there really instilled that in me at a young age. I would go there during the day and then play sports for other schools. I remember you'd have to win a raffle to get your kids in, so my mom did that for me and I got lucky."



Height: 6-2
Weight: 315
Date Of Birth: December 28, 1989
Hometown: Coushatta, LA
HS: Red River (Coushatta, LA)
College: LSU
NFL Experience: 4th Year
Draft Pick: D3-13 (67th overall)
by Philadelphia

VITALS



2015 LEADERS RUN STOP PCT.

1. Damon Harrison, NYJ	18.1
2. Bennie Logan, PHI	14.8
3. Geno Atkins, CIN	12.8
4. Grady Jarrett, ATL	12.4
5. Dan Williams, OAK	12.1

Run Stop Pct. = percent of a player's run defense

snaps where he was responsible for a stop

Source: Pro Football Focus

THREE-STEP DROP

In any other sport, what position would you play and what team:

Goaltender for the Los Angeles Kings

Three favorite throwback jerseys: Reggie White, Eagles; Joe Montana, 49ers; William Perry, Bears

Favorite Superhero: Joker

Favorite TV Show: Life Below Zero and The First 48

Nicknames: Mad Dog and Smoke

Favorite recent movie seen: 13 Hours: The Secret Soldiers of Benghazi

That Happened: Once mistaken for James Harden by a fan while attending a 76ers-Rockets game

A third-round draft choice of the Eagles in 2013, Bennie Logan has been a dependable force and productive member of the Eagles defensive line from the nose tackle position. The Coushatta, LA, native helped anchor LSU's defensive line and wore the famed #18 jersey during his final season in Baton Rouge.

BIRDSEED

- Credits his grandmother, Ella Faye Bonner, and his cousin, Harry Gary, as the two biggest influences in his life. "My grandmother is my hero because when my mother passed away, she took me in and raised me from junior high to high school and even helped me through college," said Logan. "My cousin, Harry, pushed me to work hard and motivated me and stayed on me. He paid for me to go to LSU's camp and that's when I really came onto the scene. Without him helping me by paying for me to go to the camp and by pushing me to work hard, I wouldn't be in the place that I am."
- If Logan could trade places with one person for one day, he would like to experience what it is like to be homeless. "I come from a background that wasn't the best and it would be interesting to see how it is to live without a house and to have to look for food every day. It would make you more appreciative and would make you stop taking things for granted."
- Believes that if he wasn't playing football, he would be in the law enforcement field, either as an FBI agent or a U.S. Marshal. "Growing up as a little kid, I always wanted to be a firefighter or a police officer," Logan stated. "As I got older, I learned more about the expert fields of law enforcement. I started watching more shows about the U.S. Marshals and the FBI and saw all the things that they do. It made me want to travel all over the world and hunt for fugitives like they do."
- Named the "Game of the Century," a 2011 match-up between unbeaten LSU and Alabama as his favorite college game. It was the first time two undefeated SEC teams met as the #1 and #2 ranked teams in the country. LSU won a defensive struggle, 9-6

2016 HIGHLIGHTS

- Forced and recovered a fumble by Rex Burkhead at Cin. (12/4)
- Blocked an extra point attempt by Steven Hauschka at Sea. (11/20)
- Posted a sack of Matthew Stafford to go along with two tackles for a loss at Det. (10/9)
- Recorded a sack of Ben Roethlisberger and blocked a 36-yard field goal attempt by Chris Boswell vs. Pit. (9/25)
- Forced a fumble of Bears RB Jeremy Langford that was recovered by fellow LSU alum Ron Brooks at Chi. (9/19). That turnover led to an Eagles TD in the 3rd quarter

PERSONAL

- Son of Bennie Frost and the late Sandra Logan. Has seven siblings: Lacey, Jeremy, Corey, Adrian, Jessica, Carl and Mark
- Has a Bully Pitbull named Zeus



LOGAN'S CAREER STATISTICS																	
Year	Team	GP/GS	TACKLES					PASS DEFENSE					FUMBLES			DEF SNAPS	
			Total	Solo	Asst	TFL	Sacks	Int	Yards	Lg	TD	KD	FF	FR	Yards	Played	Pct
2013	Philadelphia	16/8	43	25	18	5.0	2.0	0	0	0	0	1	0	1	0	476	40%
2014	Philadelphia	16/16	61	49	12	8.0	0.0	0	0	0	0	1	1	0	639	55%	
2015	Philadelphia	14/14	67	53	14	9.0	1.0	0	0	0	0	0	0	0	587	52%	
2016	Philadelphia	12/12	31	19	12	4.0	2.5	0	0	0	0	2	1	0	433	45%	
Totals		58/50	202	146	56	26.0	5.5	0	0	0	0	2	3	2	0	---	---

PLAYOFFS																	
Year	Team	GP/GS	Total	Solo	Asst	TFL	Sacks	Int	Yards	Lg	TD	KD	FF	FR	Yards	Played	Pct
2013	Philadelphia	1/0	5	4	1	0.0	0.0	0	0	0	0	0	0	0	0	43	60%
Totals		1/0	5	4	1	0.0	0.0	0	0	0	0	0	0	0	0	---	---

Blocked Field Goal: 1 vs. (9/25/16 vs. Pit.) **Blocked Extra Point:** 2 (12/8/13 vs. Det., 11/20/16 at Sea.)

2016 GAME-BY-GAME STATISTICS													
Date	Opp	W/L	GP/GS	S	A	TT	Sac	Hur	KD	FF	FR	Snaps	Pct
Sep 11	Cle	W	1/1	0	1	1	0.0	0	0	0	0	36	69%
Sep 19	at Chi	W	1/1	1	0	1	0.0	0	0	1	0	31	60%
Sep 25	Pit	W	1/1	2	1	3	1.0	3	0	0	0	29	48%
Oct 9	at Det	L	1/1	3	0	3	1.0	2	0	0	0	46	75%
Oct 16	at Was	L	1/1	2	0	2	0.0	1	0	0	0	17	23%
Oct 23	Min	W	INACTIVE/GROIN										
Oct 30	at Dal	L	INACTIVE/GROIN										
Nov 6	at NYG	L	INACTIVE/GROIN										
Nov 13	Atl	W	1/1	0	0	0	0.0	1	0	0	0	30	60%
Nov 20	at Sea	L	1/1	1	2	3	0.0	1	0	0	0	43	64%
Nov 28	GB	L	1/1	0	4	4	0.0	0	0	0	0	44	62%
Dec 4	at Cin	L	1/1	1	1	2	0.0	0	0	1	1	37	58%
Dec 11	Was	L	1/1	4	2	6	0.5	1	0	0	0	34	71%
Dec 18	at Bal	L	1/1	4	1	5	0.0	0	0	0	0	37	64%
Dec 22	NYG	W	1/1	1	0	1	0.0	0	0	0	0	49	55%
Jan 1	Dal												
Totals			12/12	19	12	31	2.5	9	0	2	1	433	45%

CAREER HIGHS		
Tackles	8	(3x - 9/21/14 vs. Was.)
Sacks	1.0	(5x - 10/9/16 at Det.)



- A four-year starter at Red River HS, earned District 3-2A Defensive MVP and 2A first-team honors as a senior after registering 116 tackles, 30 tackles for loss and 15 sacks. Also earned all-district honors at a right tackle on offense
- Selected as District 3-2A Defensive Co-MVP and received 1st-team all-state accolades after his junior season when he posted 93 tackles and 15 for loss
- Last scored a touchdown as a high school junior on a fumble recovery
- Also participated in track and field (discus, shot put and javelin) and basketball
- Began playing football in the 7th grade as a tight end and defensive end at Red River junior HS.
- Logan's hobbies include mud riding in the swamp, horseback riding, four-wheeling, hunting and playing basketball. "I'm a country boy. I just enjoy doing anything outside and being outdoors."
- Majored in general studies
- Twitter: @da_king_son18; Instagram: da_king_son18



**VITALS****Height:** 6-2**Weight:** 249**Date Of Birth:** September 9, 1992**Hometown:** Middletown, NJ**HS:** Middletown H.S. South**College:** Old Dominion**NFL Experience:** 1st Year**Acquired:** FA 2016**Draft Pick:** Undrafted

A four-year letterman at Old Dominion, Rick Lovato snapped in all 50 games during his four-year collegiate career. Lovato entered the NFL in 2015 as an undrafted free agent with the Chicago Bears and saw his first NFL game action as a member of the Green Bay Packers in Week 16 of the 2015 season. Lovato snapped in the Packers' final two regular-season contests and both of the club's playoff games. In 2016, he appeared in two contests with the Washington Redskins. Lovato signed with the Eagles on Dec. 12, 2016, following a season-ending injury to veteran long snapper Jon Dorenbos.

2016 HIGHLIGHTS

- Joined the Eagles and served as the team's long snapper at Bal. (12/18) and vs. NYG (12/22) after previously serving as the long snapper for the Washington Redskins vs. GB (11/20) and at Dal. (11/24)

2015 HIGHLIGHTS (WITH GREEN BAY)

- Snapped in the Packers' final two regular-season games at Ari. (12/27) and vs. Min. (1/3). Also played in both of Green Bay's postseason contests at Was. (1/10) and at Ari. (1/16)

PERSONAL

- Began long snapping as a freshman at Middletown South (NJ) High School. Also played center and defensive line
- Was named third-team all-Monmouth County and all-conference as a senior in 2010

COLLEGE HIGHLIGHTS

- Served as Old Dominion's long snapper in all 50 games during his four-year college career. Registered four career tackles on special teams
- Was named a *College Sports News* Fabulous 50 All-American and an FCS All-American as a sophomore in 2012

TRANSACTIONS

2015 Signed by CHI as a rookie free agent
 8/31/15 Waived by CHI
 12/22/15 Signed by GB
 9/3/16 Waived by GB
 11/19/16 Signed by WAS
 11/29/16 Waived by WAS
 12/12/16 Signed by PHI

LOVATO'S CAREER SERVICE

Regular Season				Playoffs			
Year	Team	GP	STT	Year	Team	GP	STT
2015	Green Bay	2	0	2015	Green Bay	2	0
2016	Washington	2	0	Totals		2	0
	Philadelphia	2					
Totals		6	0	First NFL game: 12/27/16 at Ari.			



Height: 5-10

Weight: 200

Born: January 6, 1987 in Racine, WI

HS: William Horlick (Racine, WI)

College: Wisconsin

NFL Experience: 7th Year

Acquired: FA (Sea) 2014

Joined NFL: Rookie free agent by San Francisco in 2010

VITALS

SPECIAL TEAMS DEMON

SPECIAL TEAMS TACKLES

2016 Eagles leaders:

Chris Maragos (13)

Najee Goode (11)

Mychal Kendricks (9)

2015 Eagles leaders:

Trey Burton (19)

Chris Maragos (16)

Najee Goode (12)

Malcolm Jenkins (9)

2014 Eagles leaders:

Chris Maragos (14)

James Casey (13)

Nolan Carroll (11)

CAREER IMPACT PLAYS

- **Blocked punt at NE (12/6/15)***
- **Forced fumble at NYG (12/28/14)**
- **Deflected punt vs. NYG (10/12/14)**
- **Returned blocked punt 10 yards for TD vs. Stl (10/5/14)**
- **Recovered fumble at Car. (9/8/13)**

** Returned by Najee Goode for a TD*

THREE-STEP DROP

In any other sport, what position would you play and what team:

Second baseman for the Milwaukee Brewers

Biggest pet peeve: Sitting in traffic

Favorite TV show: *Shark Tank*

Three favorite throwback jerseys: Michael Jordan, Bulls; Julius

Erving, 76ers; Magic Johnson, Lakers

Favorite Quote: From his father - "Whatever your mind can conceive and believe, it can achieve"

Favorite family tradition: Going to every Wisconsin home football game as a kid

"As much of an impact that he makes on the field, he makes just as much of one, if not more, off the field inside the meeting room with the guys. He does more teaching than I do with half of those guys. He just does it all for us."

- Eagles special teams coordinator Dave Fipp

One of the top special teams players in the league, Chris Maragos took a long and arduous road to even reach the NFL. He made it despite not receiving any offers to play football coming out of high school or any sort of ranking on Rivals. He walked on at both Western Michigan and Wisconsin as a receiver and received a scholarship offer for only his final season with the Badgers. He joined the 49ers as a rookie free agent in 2010 with a signing bonus of \$4,000 but became a special teams standout during a three-year tenure with Seattle from 2011-13, which included a Super Bowl championship. He joined the Eagles after signing a three-year contract in 2014 and was re-signed to a three-year extension (thru 2019) in 2016

BIRDSEED

- Credits his father, Nick, for instilling the relentless work ethic he possesses. "We never stopped practicing when I was growing up," said Chris, who was coached by his father in little league football. "We'd play catch with the football for hours in our cul-de-sac and then he'd hit ground ball after ground ball to me on many hot summer days. He taught me all about work ethic, commitment and character"
- When asked who he tries to model his game after in the NFL, Maragos quickly responded with Matthew Slater and Earl Thomas. "Matthew plays the game with so much character, integrity and heart and Earl excels in the mental aspect of the game. He's always pressing the issue on and off the field"
- Played with E.J. Biggers and Louis Delmas while at Western Michigan
- Trains with former Badgers and current NFLers DeAndre Levy, Nick Hayden, J.J. Watt, and Kevin Zeitler at NX Level in Waukesha, WI in the offseason

CAREER HIGHLIGHTS

- Has recorded 78 special teams tackles in 92 regular season games, including an Eagles-high 30 tackles from 2014-15

PERSONAL

- He and his wife, Serah, have two sons, Micah and Mason and reside in Philadelphia and Naples, FL
- Son of Nick and Cindy Maragos. Nick played safety at Northern Iowa
- Brother, Troy, served as Bucky Badger, the Wisconsin mascot. Troy is currently a pastor in Naples, FL.
- Earned many awards during his tenure at Wisconsin: UW Tom Wiesner Award (best Wisconsin-born student-athlete), UW 2009 male student-athlete of the year, and AFCA Good Works team



THE SOCIAL NETWORK



Maragos used an unlikely source to get his shot at Wisconsin: Facebook. "I was a walk-on receiver at Western Michigan, but it was always a dream of mine to play at Wisconsin," said Maragos. "My brother was the mascot there and he knew some guys on the team. So, I decided to give it a shot."

Maragos looked up Wisconsin's starting WR Luke Swan on Facebook and sent him a message. "I told him my brother was Bucky Badger and wanted a shot to play at Wisconsin. He responded and got my film in front of the coaches. Next thing I knew they were asking me to walk on. It was amazing."

- As a three-year starter, two-time captain and team MVP at William Horlick (WI) HS, earned all-state, all-southeast conference, all-district and all-county accolades as a wide receiver. Also named Wisconsin's Gatorade player of the year in 2004
- Also competed in track and field where he finished third in the 100-meter dash and fifth in the 200-meter dash as a senior
- Was a 12-time all-conference recipient between football and track, and also earned letters in basketball and baseball
- Favorite teams growing up: Bulls, Packers, Wisconsin football, and Brewers
- Earned degree in life sciences and communication
- Twitter: @ChrisMaragos

2015 HIGHLIGHTS

- Blocked a punt by Ryan Allen at NE (12/6) that was returned for a TD by Najee Goode
- Made the first start of his career in a win at NYJ (9/27)

2014 HIGHLIGHTS

- A force on the NFL's top-ranked special teams units, he led the team with 14 special teams tackles, while forcing a fumble, blocking a punt and scoring his first career TD after a blocked punt. He was voted as a 2nd alternate to the Pro Bowl
- Forced a fumble by Preston Parker on the kickoff team at NYG (12/28)
- Deflected a Steve Weatherford punt vs. NYG (10/12)
- Scooped up a Johnny Hekker punt (blocked by James Casey) and returned it 10 yards for his first career NFL touchdown vs. StL (10/5). The TD was his first since a fake field goal run for a score as a member of the Wisconsin Badgers in 2009

2013 HIGHLIGHTS (WITH SEATTLE)

- Played in all 16 games as a reserve safety and special teams contributor, tallying nine special teams tackles
- Recovered a fumble on punt coverage at Car. (9/8)

2012 HIGHLIGHTS (WITH SEATTLE)

- Saw action in all 16 games and finished third on the team with nine special teams tackles

2011 HIGHLIGHTS (WITH SEATTLE)

- Recorded 11 special teams tackles in 11 games after signing to the active roster on 10/22

2010 HIGHLIGHTS (WITH SAN FRANCISCO)

- Registered five special teams tackles in three games

COLLEGE HIGHLIGHTS

- In two seasons at Wisconsin, saw action in all 26 games (19 starts) and recorded 94 tackles, five interceptions, one sack and seven passes defended
- As a senior team captain in 2009, was an All-Big Ten honorable mention and a Midseason All-Big Ten third-team selection. Led the team with four interceptions, and tied for second with six passes defended, while notching a sack and 49 tackles
- Earned the University of Wisconsin's Tom Wiesner Award as a senior, which is given to the top Wisconsin-born athlete in the program
- Played in all 13 games (six starts) as a junior in 2008, totaling 45 tackles, one interception and a forced fumble
- Sat out the entire 2007 season after transferring from Western Michigan
- As a redshirt freshman at Western Michigan in 2006, competed in 13 games with six starts as a walk-on receiver

INJURY HISTORY

- Suffered a quad injury at NYJ (9/27/15) and missed one game

TRANSACTIONS

2010	Signed by SF as a rookie free agent
9/3/10	Released by SF
9/5/10	Signed by SF to the practice squad
10/18/10	Signed by SF from practice squad to active roster
10/28/10	Released by SF
10/29/10	Signed by SF to the practice squad
11/30/10	Signed by SF from practice squad to active roster
9/3/11	Released by SF
9/22/11	Signed by SEA to the practice squad
10/22/11	Signed by SEA from practice squad to active roster
4/11/13	Signed by SEA to a 1-year contract
3/12/14	Signed by PHI to a 3-year contract
11/17/16	Signed by PHI to a 3-year contract extension

EARLY MENTORS

Maragos began his football career in 2nd grade for the Buffalo Bills of the Racine Youth Sports league in Wisconsin. He was coached by his father, Nick, as well as Bob Evans and Anthony D'Alie and credits them for helping him become the player he is today. Recalled Maragos, "They were so detailed oriented and were hard nosed coaches. I learned a lot about the game of football from them. Plus we never lost. Ever."





MARAGOS' CAREER STATISTICS

Year	Team	GP/GS	TACKLES					PASS DEFENSE					FUMBLES			DEF SNAPS		ST	
			Total	Solo	Asst	TFL	Sacks	Int	Yards	Lg	TD	KD	FF	FR	Yards	Played	Pct		T
2010	San Fran.	3/0	0	0	0	0.0	0.0	0	0	--	0	0	0	0	0	0	NA	NA	5
2011	Seattle	11/0	1	1	0	0.0	0.0	0	0	--	0	0	0	0	0	NA	NA	11	
2012	Seattle	16/0	3	2	1	NA	0.0	0	0	--	0	0	0	0	0	NA	NA	9	
2013	Seattle	16/0	3	3	0	NA	0.0	0	0	--	0	0	0	0	0	NA	NA	10	
2014	Philadelphia	16/0	0	0	0	0.0	0.0	0	0	--	0	0	0	0	0	15	1%	14	
2015	Philadelphia	15/2	18	10	8	0.0	0.0	0	0	--	0	1	0	0	0	305	25%	16	
2016	Philadelphia	15/0	0	0	0	0.0	0.0	0	0	--	0	0	0	0	0	1	0%	13	
Totals		92/2	25	16	9	0.0	0.0	0	0	--	0	1	0	0	0	---	---	78	

PLAYOFFS

2012	Seattle	2/0	0	0	0	0.0	0.0	0	0	--	0	0	0	0	0	NA	NA	1
2013	Seattle	3/0	0	0	0	0.0	0.0	0	0	--	0	0	0	0	0	NA	NA	2
Totals		5/0	0	0	0	0.0	0.0	0	0	--	0	0	0	0	0	---	---	3

ADDITIONAL CAREER STATISTICS

Special Teams Forced Fumbles: (1) - 2014 (1) [at NYG 12/28] **Special Teams Fumble Recoveries:** (1) - 2013 (1) [at Car 9/8]

Touchdowns: (1) - recovered a blocked punt vs. St. Louis and returned it 10 yards vs. StL 10/5/14]

2016 GAME-BY-GAME STATISTICS

Date	Opp	W/L	GP/GS	S	A	TT	Sac	Hur	Int	Yds	Lg	KD	FF	FR	Snaps	Pct
Sep 11	Cle	W	1/0	0	0	0	0.0	0	0	0	0	0	0	0	1	2%
Sep 19	at Chi	W	1/0	0	0	0	0.0	0	0	0	0	0	0	0	0	0%
Sep 25	Pit	W	1/0	0	0	0	0.0	0	0	0	0	0	0	0	0	0%
Oct 9	at Det	L	1/0	0	0	0	0.0	0	0	0	0	0	0	0	0	0%
Oct 16	at Was	L	1/0	0	0	0	0.0	0	0	0	0	0	0	0	0	0%
Oct 23	Min	W	1/0	0	0	0	0.0	0	0	0	0	0	0	0	0	0%
Oct 30	at Dal	L	1/0	0	0	0	0.0	0	0	0	0	0	0	0	0	0%
Nov 6	at NYG	L	1/0	0	0	0	0.0	0	0	0	0	0	0	0	0	0%
Nov 13	Atl	W	1/0	0	0	0	0.0	0	0	0	0	0	0	0	0	0%
Nov 20	at Sea	L	1/0	0	0	0	0.0	0	0	0	0	0	0	0	0	0%
Nov 28	GB	L	1/0	0	0	0	0.0	0	0	0	0	0	0	0	0	0%
Dec 4	at Cin	L	1/0	0	0	0	0.0	0	0	0	0	0	0	0	0	0%
Dec 11	Was	L	1/0	0	0	0	0.0	0	0	0	0	0	0	0	0	0%
Dec 18	at Bal	L	1/0	0	0	0	0.0	0	0	0	0	0	0	0	0	0%
Dec 22	NYG	W	1/0	0	0	0	0.0	0	0	0	0	0	0	0	0	0%
Jan 1	Dal															
Totals			15/0	0	0	0	0.0	0	0	0	0	0	0	0	1	0%



Height: 5-9
Weight: 201
Date Of Birth: February 13, 1994
Hometown: San Jose, CA
HS: Valley Christian (San Jose, CA)
College: Oregon
NFL Experience: Rookie
Acquired: RFA (2016)

VITALS



DID YOU KNOW?

In 2014, Marshall became the first player in Pac-12 history to accumulate 1,000-plus rushing yards and 1,000-plus receiving yards in his career.

THREE-STEP DROP

First job: "This one"

Best player he has faced: Cardinals S Deone Bucannon

If he could play another sport, what position/team: PG, L.A. Lakers

Bucket list: Wants to skydive and travel to Paris and Jamaica

If he could be any superhero he would be: The Flash

Favorite TV shows: *Game of Thrones*, *Sons of Anarchy*

Favorite meal: His mom's fried chicken

Favorite athletes to watch now: Adrian Peterson, Conor McGregor

Favorite athlete/team growing up: Michael Jordan and the L.A. Lakers

Favorite Halloween costume: "My brother, my cousins and I were The Jackson 5 one year"

Favorite throwback jerseys: Michael Jordan, *Space Jam* Tune Squad; Bo Jackson; *Fresh Prince of Bel-Air*, H.S. Jersey

Favorite quote: "Think solutions, not problems"

Originally signed by the Eagles as an undrafted free agent in 2016, Byron Marshall was a standout running back and wide receiver at Oregon, amassing 3,170 scrimmage yards (1,877 rushing; 1,293 receiving) and 27 total TDs (19 rushing; eight receiving) in 42 career games. A three-year letterman with the Ducks, earned Pac-12 all-conference honors following both his sophomore (1,038 rushing yards in 2013) and junior (1,003 receiving yards in 2014) seasons. In 2014, Marshall became the first player in Pac-12 history to accumulate 1,000-plus rushing yards and 1,000-plus receiving yards in his career.

2016 HIGHLIGHTS

- Rushed 9 times for 22 yards and caught 2 passes for 6 yards in his NFL debut at Bal. (12/18)


BIRDSEED

- Byron is the youngest of three children, all of whom have had successful athletic careers. Older brother Cameron was a running back at Arizona State and finished his four-year career ranked seventh in school history with 2,700 rushing yards. In 2011,



Cameron notched a single-season Sun Devils' record with 18 rushing touchdowns. Cameron has since spent time with the Miami Dolphins, Winnipeg Blue Bombers and Seattle Seahawks. Byron's older sister, Dahlys, ran track at the University of Arizona where she was a sprinter and a hurdler for the Wildcats. It's no mystery as

to why the Marshall children have excelled in competitive athletics, as their father, Greg, has a strong resume as a professional strength and conditioning coach. Greg, who served as an assistant strength coach for the San Francisco 49ers from 2007-2010, is the owner and head coach of Marshall Sports Performance and Fitness



COLLEGE HIGHLIGHTS

- His career at Oregon was cut short due to injury after four games as a senior in 2015. Caught nine passes for 121 yards (13.4 avg.) and two TDs, while returning 14 kickoffs for 385 yards (27.5 avg.). Prior to the season, was named to the Biletnikoff Award (nation's best receiver) and Paul Hornung Award (nation's most versatile player) watch lists
- Received Pac-12 all-conference honorable mention after pacing the Ducks with a career-high 1,003 receiving yards on 74 receptions as a junior in 2014. Became just the 10th receiver in Oregon history to produce 1,000 yards in a single season



MARSHALL'S CAREER STATISTICS

			RUSHING					RECEIVING					OFF SNAPS		
Year	Team	GP/GS	Att	Yds	Avg	Lg	TD	No	Yds	Avg	Lg	TD	TYS	No	Pct
2016	Philadelphia	2/0	9	22	2.4	12	0	2	6	3.0	7	0	28	40	4%
Totals		2/0	9	22	2.4	12	0	2	6	3.0	7	0	28	40	4%

2016 GAME-BY-GAME STATISTICS

				RUSHING					RECEIVING					SNAPS		
Date	Opp	W/L	GP/GS	Att	Yds	Avg	Lg	TD	No	Yds	Avg	Lg	TD	TYS	No	Pct
PROMOTED TO THE EAGLES ACTIVE ROSTER ON 12/13/16																
Dec 18	at Bal	L	1/0	9	22	2.4	12	0	2	6	3.0	7	0	28	39	45%
Dec 22	NYG	W	1/0	0	0	---	--	0	0	0	---	--	0	0	1	2%
Jan 1	Dal															
Totals			2/0	9	22	2.4	12	0	2	6	3.0	7	0	28	40	4%

COLLEGE HIGHLIGHTS - Cont.

- Top receiving game of his junior campaign came against Ohio State in the BCS National Championship game, where he totaled a career-high 169 receiving yards on a career-high-tying eight receptions and one TD
- Earned honorable mention Pac-12 honors as a sophomore in 2013, leading the Ducks with career highs in rushing attempts (168), rushing yards (1,038) and rushing TDs (14), averaging 6.2 yards per carry. Rushed for more than 100 yards six times, including a career-high 192 yards and a career-high-tying three TDs in a 62-38 victory vs. Washington State (10/19/13). Produced scores in 7 of 12 games, including five multi-TD performances
- As a true freshman in 2012, rushed for 464 yards and four TDs in 11 outings

PERSONAL

- Played running back at Valley Christian (CA) High School, where he was a four-year letterman
- Named to All-*Mercury News*' second-team after rushing for 914 yards and nine TDs as a senior
- Selected to the all-Central Coast first-team after carrying the ball 145 times for 1,360 yards and 20 TDs as a junior
- Was the Cal-Hi Sports State Sophomore of the Year. Named first-team Central Coast and West Coast Athletic League. Rushed for 1,035 yards and 17 TDs, while catching 11 passes for 331 yards and four receiving TDs
- Also lettered in track. Placed third at the National Indoor Championships at 60 meters and was ranked first among sophomores in California with a time of 10.67 seconds in the 100 meters
- Began playing football when he was 6 years old. First played for the Coyote Creek Wildcats
- The son of Greg and Tammie Marshall. Has one older brother, Cameron, and one older sister, Dahlys
- Majored in journalism and communications at Oregon and plans to finish his degree in spring 2017
- Has helped coordinate Relay For Life events and has walked in the relays to help raise money for cancer research

TRANSACTIONS

- | | |
|----------|--|
| 2016 | Signed by PHI as a rookie free agent |
| 9/3/16 | Waived by PHI |
| 9/4/16 | Signed by PHI to the practice squad |
| 12/13/16 | Signed by PHI from practice squad to active roster |

Height: 6-0
Weight: 220
Date Of Birth: October 10, 1987
Hometown: Bakersfield, CA
HS: West (Bakersfield, CA)
College: Fresno State
NFL Experience: 7th Year
Acquired: FA (SD) 2015
Draft Pick: D1-10 (12th overall)
 by San Diego

VITALS

2015 NFL RUSHING AVERAGE LEADERS

1. Thomas Rawls (SEA)	5.65
2. Tyrod Taylor (BUF)	5.46
3. Russell Wilson (SEA)	5.37
4. Ryan Mathews (PHI)	5.08
5. Charles Sims (TB)	4.94

CAREER ACCOLADES

2013	PFWA All-AFC Team Chargers Off. POY
2011	AFC Pro Bowl Chargers Off. POY

THREE-STEP DROP

If he could play another sport what team/position:

Forward for Real Madrid. "Just play me in Ronaldo's spot"

Favorite movie: *Hook*

First job: Sweeping floors at a motorcycle shop so he could get a discount

Favorite TV shows: *The Walking Dead* and *Game of Thrones*

Hobbies: Wakeboarding, snowboarding & riding his Harley

If he could be a superhero, he would be: The Incredible Hulk

Favorite Halloween costume growing up: Dressing up like a rock star

Three favorite throwback jerseys: LaDainian Tomlinson, Bo Jackson and Michael Jordan



Pro Bowl: 2012

"I love him like a brother. He's big, he's strong, he's fast, he's smart. Every now and then you'll see him smiling - he's smiling his butt off. He loves the game. He loves to work. It's a pleasure just being able to coach him."

- Eagles Running Backs Coach
Duce Staley

Originally a first-round pick by the San Diego Chargers in 2010, Ryan Mathews signed a three-year deal with the Eagles in 2015. In his first season in Philadelphia, Mathews finished fourth in the NFL in yards per carry (5.08). He played his first five seasons in San Diego, logging two 1,000+ yard rushing campaigns while earning Pro Bowl honors following the 2011 season.

BIRDSEED

- Collaborated with former Fresno State teammates Seyi Ajitrotutu and Bobby Lepori, as well as former Navy officers Drei Carnes and Kareem Smith in developing **BodyFly Fitness**, a light-weight personal exercise device designed to be carried to any desired workout location. Smith came up with the original concept as he felt he was limited with his workout regimen while on deployment. Website: BodyFlyFitness.com



CAREER HIGHLIGHTS

- In 2013, was an All-AFC pick by the Professional Football Writers of America and was named the Chargers' Offensive Player of Year after setting career highs in carries (285) and rushing yards (1,255)
- Earned Pro Bowl honors in 2011 when he rushed for 1,091 yards and six TDs on 222 carries (4.9 avg.) and set career highs with 50 catches for 455 yards (9.1 avg.). Was also named the Chargers' Offensive Player of the Year

2016 HIGHLIGHTS

- Rushed for 128 yards and a score at Bal. (12/18), marking the third-highest total of his career and the second-most rushing yards surrendered by the Ravens this season. His rushing TD in the second quarter gave him eight on the year, a single-season career high. Became one of only three NFL RBs to post five seasons with six or more rushing TDs since 2010 (Adrian Peterson, Marshawn Lynch, Mathews)
- Totaled his second-career game with 100-plus rushing yards and two-plus rushing TDs when he led the team with 109 yards (19 carries) and two TDs in a home win vs. Atl. (11/13). He became the fifth Eagles player since 1950 to record seven-plus rushing TDs in the first nine games of the season, joining LeSean McCoy (10 in 2011), Ricky Watters (eight in 1996), Wilbert Montgomery (seven in 1982) and Billy Ray Barnes (seven in 1958)



MATHEWS' CAREER STATISTICS

Year	Team	GP/GS	RUSHING					RECEIVING					OFF SNAPS		
			Att	Yds	Avg	Lg	TD	No	Yds	Avg	Lg	TD	TYS	No	Pct
2010	San Diego	12/9	158	678	4.3	31t	7	22	145	6.6	17	0	823	NA	NA
2011	San Diego	14/14	222	1091	4.9	39	6	50	455	9.1	42	0	1546	NA	NA
2012	San Diego	12/9	184	707	3.8	31	1	39	252	6.5	24	0	959	403	39%
2013	San Diego	16/14	285	1255	4.4	51	6	26	189	7.3	17	1	1444	471	42%
2014	San Diego	6/6	74	330	4.5	32t	3	9	69	7.7	16	0	399	165	15%
2015	Philadelphia	13/6	106	539	5.1	63t	6	20	146	7.3	23t	1	685	247	21%
2016	Philadelphia	13/8	155	661	4.3	30	8	13	115	8.8	27	1	776	287	27%
Totals		86/66	1184	5261	4.4	63t	37	179	1371	7.7	42	3	6632	---	---

PLAYOFFS

2013	San Diego	2/2	18	78	4.3	16	0	2	12	6.0	9	0	90	23	21%
Totals		2/2	18	78	4.3	16	0	2	12	6.0	9	0	90	23	21%

ADDITIONAL CAREER STATISTICS

Fumbles/Lost: (21/13) - 2010 (5/3), 2011 (5/2), 2012 (2/2), 2013 (2/1), 2014 (1/0), 2015 (3/3), 2016 (3/2)

2-Point Conversions: 2016 (2)

2016 GAME-BY-GAME STATISTICS

Date	Opp	W/L	GP/GS	RUSHING					RECEIVING					SNAPS		
				Att	Yds	Avg	Lg	TD	No	Yds	Avg	Lg	TD	TYS	No	Pct
Sep 11	Cle	W	1/1	22	77	3.5	7	1	0	0	0.0	0	0	77	37	48%
Sep 19	at Chi	W	1/0	9	32	3.6	30	2	1	3	3.0	3	0	35	21	29%
Sep 25	Pit	W	1/1	2	-5	-2.5	-2	0	0	0	0.0	0	0	-5	8	12%
Oct 9	at Det	L	1/1	11	42	3.8	10	0	5	33	6.6	18	1	75	25	41%
Oct 16	at Was	L	1/1	9	60	6.7	22	0	0	0	0.0	0	0	60	11	21%
Oct 23	Min	W	1/1	14	56	4.0	20	0	1	27	27.0	27	0	83	26	45%
Oct 30	at Dal	L	1/0	4	10	2.5	7	1	1	1	1.0	1	0	11	8	10%
Nov 6	at NYG	L	1/0	5	15	3.0	8	1	1	0	0.0	0	0	15	8	11%
Nov 13	Atl	W	1/1	19	109	5.7	21	2	2	30	15.0	20	0	139	26	33%
Nov 20	at Sea	L	1/0	7	31	4.4	18	0	0	0	0.0	0	0	31	14	18%
Nov 28	GB	L	0/0	INACTIVE (KNEE)												
Dec 4	at Cin	L	0/0	INACTIVE (KNEE)												
Dec 11	Was	L	1/0	15	60	4.0	21	0	0	0	0.0	0	0	60	39	50%
Dec 18	at Bal	L	1/1	20	128	6.4	19	1	1	5	5.0	5	0	133	36	41%
Dec 22	NYG	W	1/1	18	46	2.6	17	0	1	16	16.0	16	0	62	28	50%
Jan 1	Dal															
Totals			13/8	155	661	4.3	30	8	13	115	8.8	27	1	776	287	27%

2016 HIGHLIGHTS - Cont.

- Tallied his fifth rushing TD in eight games after running the ball in from the 8-yard line in the second quarter at NYG (11/6)
- Registered his fourth rushing score of the season when he crossed the goal line from 1-yard out in the second quarter at Dal. (10/30)
- Scored on a 1-yard TD reception in the first quarter at Det. (10/9), the third of his career
- Recorded his fourth multi-TD rushing game of his career when he scored twice from the red zone in a 29-14 victory at Chi. (9/19) on Monday night. He has reached the end zone four times in as many games dating back to the 2015 season

- Punched in his first rushing TD of the season from the 1-yard line to cap a 29-10 season-opening victory vs. Cle. (9/11). Led the team with 77 rushing yards on 22 carries

INJURY REPORT

- Suffered a right knee MCL sprain in the second quarter at Sea. (11/20) and did not return. Was inactive vs. GB (11/28) and at Cin. (12/4)

CAREER HIGHS

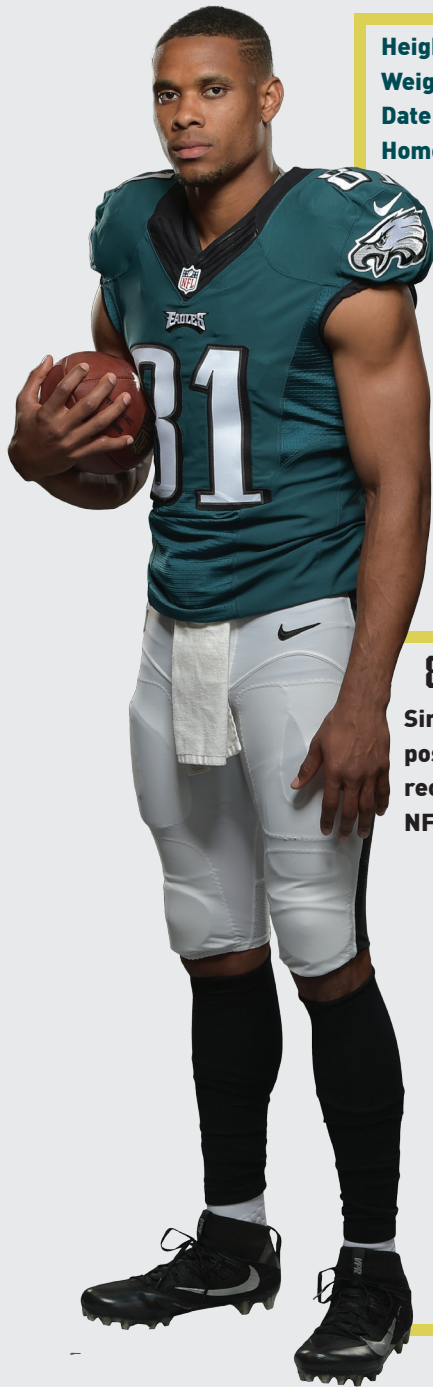
Rushes	29	(2x - 12/12/13 at Den.)
Yards	144	(12/29/13 vs. KC)
Long	63t	(10/25/15 at Car.)
TDs	3	(1/2/11 at Den.)
Receptions	7	(9/18/11 at NE)
Yards	73	(9/11/11 vs. Min.)
Long	42	(10/2/11 vs. Mia.)
TDs	1	(3x - 10/9/16 at Det.)
Total Touches	32	(12/8/13 vs. NYG)
Scrim. Yards	155	(12/29/13 vs. KC)
Scrim. TDs	3	(1/2/11 at Den.)

MULTI-TOUCHDOWN GAMES (5)

Date	Opponent	Rush	Rec.	Total
1/2/11	at Den. (W)	3	0	3
11/13/16	vs. Atl. (W)	2	0	2
9/19/16	at Chi. (W)	2	0	2
12/18/11	vs. Bal. (W)	2	0	2
9/25/11	vs. KC (W)	2	0	2

100-YARD RUSHING GAMES (15)

Yds	Date	Opponent	Atts	TDs
144	12/29/13	vs. KC (W)	24	0
137	11/27/11	vs. Den. (L)	22	0
128	12/18/16	at Bal. (L)	20	1
127	12/12/13	at Den. (W)	29	1
127	11/17/13	at Mia. (L)	19	0
125	10/9/11	at Den. (W)	24	0
120	1/2/11	at Den. (W)	26	3
114	12/11/11	vs. Buf. (W)	20	0
112	12/5/11	at Jax. (W)	13	1
110	10/20/13	at Jax. (W)	21	1
109	11/13/16	vs. Atl. (W)	19	2
108	9/27/15	at NYJ (W)	25	0
105	11/23/14	vs. StL (W)	12	1
103	12/8/13	vs. NYG (W)	29	1
102	10/14/13	vs. Ind. (W)	22	0



VITALS
Height: 6-3
Weight: 212
Date Of Birth: July 16, 1992
Hometown: Madison, AL
HS: Madison Academy
College: Vanderbilt
NFL Experience: 3rd Year
Draft Pick: D2-14 (42nd overall) by Philadelphia

800+ YARDS, 8+ TDs

Since 1990, only five players have posted 800+ receiving yards and 8+ receiving TDs in each of their first two NFL seasons:

Jordan Matthews (2014-15)
 Odell Beckham Jr. (2014-15)
 Julio Jones (2011-12)
 Marques Colston (2006-07)
 Randy Moss (1998-99)

THREE-STEP DROP

Funniest Eagle: Lane Johnson

If he could be a superhero, he would be: Spider-Man

Talent he'd most like to have: The ability to play piano

Best player he has faced: "Myself. I am constantly competing against myself."

First jersey owned: Jerry Rice, San Francisco 49ers

Favorite three throwback jerseys: Allen Iverson, 76ers; Cris Carter, Eagles; Jerry Rice, 49ers

If he could play another sport what team/position: SF, Philadelphia 76ers

Favorite athletes growing up: Jerry Rice and Ray Allen

Favorite TV show: NFL Top 100

Favorite movie: *Gladiator*, *Remember the Titans*

Favorite book: *A Man Thinketh* by James Allen

Favorite meal: Salmon burger w/ coleslaw, jalapenos, ketchup, mustard

One of the most prolific receivers in SEC history, Jordan Matthews was selected by the Eagles in the second round of the 2014 NFL Draft and became the franchise's all-time leader in receptions (152) by a player in his first two NFL seasons. A tireless worker, Matthews led the Eagles in receiving yards (997), receptions (85) and receiving touchdowns (eight) during his sophomore campaign in 2015. The Southeastern Conference's all-time leader in receptions (262) and receiving yards (3,759), Matthews earned All-America honors and first-team All-SEC recognition in both his junior and senior campaigns.

CAREER HIGHLIGHTS

- Since 1990, only five players have posted 800+ receiving yards and 8+ TDs in each of their first two NFL seasons: Matthews (2014-15), Odell Beckham Jr. (2014-15), Julio Jones (2011-12), Marques Colston (2006-07), Randy Moss (1998-99)
- Notched the 10th-most receptions (152) in NFL history through the first two seasons of his career
- Ranks first in team history in receptions (152), second in receiving yards (1,869) and second in touchdowns (16) among Eagles in their first two seasons in the NFL
- Finished his rookie season ranked second all-time among Eagles rookies in receptions (67) and receiving yards (872) and tied for second in receiving touchdowns (eight)

2016 HIGHLIGHTS

- Registered 79 yards on 8 receptions vs. Was (12/11). Has totaled at least 65 receiving yards in eight of his 12 games played in 2016, including 75+ yards on four occasions
- Totaled a team-high 59 yards on 5 receptions at Sea. (11/20), marking his fourth consecutive game with 5+ catches and 50+ receiving yards
- Led the Eagles with 73 yards on 6 receptions (12.2) in the 24-15 victory vs. Atlanta (11/13)
- Ranked 2nd on the team with 88 yards on 6 receptions at NYG (11/6), including a 33-yard catch in the second quarter. Has logged 60+ receiving yards in all five road games in 2016
- Caught a career-high 11 passes for 65 yards and 1 TD at Dal. (10/30). Became just the 2nd player in NFL history to post 9+ receptions in back-to-back games against the Cowboys, joining former Eagles running back Brian Westbrook in 2007
- Posted a team-high 75 yards on 3 catches at Was. (10/16). Registered a season-high 54-yard reception in the 4th quarter. Has paced the Eagles in receiving yards in consecutive contests
- Led the Eagles with 65 yards on 4 catches (16.3 avg.) at Det. (10/9), including a 27-yard reception under the two-minute warning in the 2nd quarter
- Totaled 19 yards on two catches, including a 12-yard TD reception, in the 34-3 win vs. Pit. (9/25)
- Produced team highs in receptions (six) and receiving yards (71) in the win at Chi. (9/19)



MATTHEWS' CAREER STATISTICS

Year	Team	GP/GS	RECEIVING					OFF SNAPS		
			No	Yds	Avg	Lg	TD	No	Pct	
2014	Philadelphia	16/10	67	872	13.0	44t	8	764	65%	
2015	Philadelphia	16/12	85	997	11.7	78t	8	920	79%	
2016	Philadelphia	14/13	73	804	11.0	54	3	844	80%	
Totals		46/35	225	2673	11.9	78t	19	---	---	

ADDITIONAL CAREER STATISTICS

Fumbles/Lost: (3/1) - 2015 (2/1), 2016 (1/0)

CAREER HIGHS

Receptions	11	(10/30/16 at Dal.)
Rec. Yards	159	(12/20/15 vs. Ari.)
Rec. Long	78t	(12/20/15 vs. Ari.)
Rec. TDs	2	(3x - 1/3/16 at NYG)

MULTI-TOUCHDOWN GAMES (3)

Date	Opponent	TDs
1/3/16	at New York Giants (W)	2
11/10/14	vs. Carolina (W)	2
9/21/14	vs. Washington (W)	2

100-YARD RECEIVING GAMES (8)

Yds	Date	Opponent	Rec.	TDs
159	12/20/15	vs. Arizona (L)	8	1
138	11/10/14	vs. Carolina (W)	7	2
133	11/8/15	at Dallas (W)	9	1
114	9/11/16	vs. Cleveland (W)	7	1
107	11/16/14	at Green Bay (L)	5	1
105	12/28/14	at New York Giants (W)	8	1
104	12/26/15	vs. Washington (L)	6	1
102	9/14/15	at Atlanta (L)	10	0

2016 HIGHLIGHTS - Cont.

- Caught seven passes for 114 yards and one TD in the season opener vs. Cle. (9/11). Matthews' 114 receiving yards marked his eighth career 100-yard game and his fourth-highest single-game total. Became the first Eagles player since at least 1960 to post 100+ receiving yards in consecutive season openers (102 yards at Atlanta in 2015)

INJURY REPORT

- Was rendered inactive with an ankle injury at Cin. (12/4), marking the first ever game he missed in either his collegiate or professional career

2016 GAME-BY-GAME STATISTICS

Date	Opp	W/L	GP/GS	RECEIVING					SNAPS	
				No	Yds	Avg	Lg	TD	No	Pct
Sep 11	Cle	W	1/1	7	114	16.3	28	1	71	92%
Sep 19	at Chi	W	1/1	6	71	11.8	32	0	71	99%
Sep 25	Pit	W	1/1	2	19	9.5	12t	1	55	85%
Oct 9	at Det	L	1/1	4	65	16.3	27	0	57	93%
Oct 16	at Was	L	1/0	3	75	25.0	54	0	47	90%
Oct 23	Min	W	1/1	3	10	3.3	10	0	45	78%
Oct 30	at Dal	L	1/1	11	65	5.9	13	1	70	90%
Nov 6	at NYG	L	1/1	6	88	14.7	33	0	65	87%
Nov 13	Atl	W	1/1	6	73	12.2	20	0	75	95%
Nov 20	at Sea	L	1/1	5	59	11.8	26	0	73	91%
Nov 28	GB	L	1/1	4	47	11.8	20	0	24	41%
Dec 4	at Cin	L	0/0	INACTIVE (ANKLE)						
Dec 11	Was	L	1/1	8	79	9.9	16	0	76	97%
Dec 18	at Bal	L	1/1	6	27	4.5	8	0	76	87%
Dec 22	NYG	W	1/1	2	12	6.0	7	0	39	70%
Jan 1	Dal									
Totals			14/13	73	804	11.0	54	3	844	80%

2014 NFL ROOKIE RECEIVING LEADERS



Players	Rec. Yards	Player	Rec. TDs
Beckham (NYG)	1,305	Beckham (NYG)	12
Evans (TB)	1,051	Evans (TB)	12
Benjamin (CAR)	1,008	Benjamin (CAR)	9
Watkins (BUF)	982	Matthews (PHI)	8
Matthews (PHI)	872	Bryant (PIT)	8

BIRDSEED

- In 2016, Matthews established The Matthews Mission Fund in order to work with communities to FEED: Feed the hungry, Educate the children, Empower the family and Donate to those in need.
- In June 2016, Matthews and The Matthews Mission hosted a 7-on-7 Flag Football Challenge in Madison, AL, that helped raise money for the foundation with all proceed going to New Futures Family Lodging
- New Future, Inc. is a nonprofit agency that serves homeless families with a focus on the complete family and a goal of financial and family stability. For more information on The Matthews Mission please visit: JordanMatthewsMission.org





VITALS
Height: 5-10
Weight: 185
Date Of Birth: September 1, 1985
Hometown: Waycross, GA
HS: Ware County (Waycross, GA)
College: Troy
NFL Experience: 9th Year
Acquired: FA 2016
Draft Pick: D1-08 (11th overall)
 by Buffalo

BILLS RECORDS

Leodis McKelvin

placed among the Bills'

all-time great special teams players during his time in Buffalo (2008-15).

He ranks tied-first in career punt return TDs (three), second in career kick return yards (2,471) and third in career punt return yards (1,021). He also set the Bills' single-season marks for punt return TDs (two in 2012) and kick return yards (1,468 in 2008), while his 431 punt return yards in 2012 were the second most in Buffalo single-season history.

THREE-STEP DROP

Player he models his game after: Champ Bailey

Best player he's lined up against: Calvin Johnson

If he could own three throwback jerseys: No. 12 jersey Michael Jordan wore for one night with the Chicago Bulls in 1990 (Jordan's No. 23 jersey was believed to be stolen before the game); Randall

Cunningham, Philadelphia Eagles; Barry Sanders, Oklahoma State

What he'd be doing if not in football: Would want to be a member of the Professional Bowling Association (PBA)

Nickname: His mother called him "Ant" when he was growing up because he was always so small

"The way he practices; the way he thinks the game; he's smart. He brings an edge to that position. Brings an aggression to that position. The availability of a guy like Leodis with his experience really intrigued not only [defensive coordinator Jim Schwartz], but myself, to go ahead and get another veteran guy in here with a group that's fairly young. So, it was a win-win for us to go get a guy of his caliber at corner."

- Philadelphia Eagles Head Coach Doug Pederson

A nine-year veteran, Leodis McKelvin signed a two-year contract with the Eagles in the 2016 offseason after spending his entire pro career with the Buffalo Bills. McKelvin was originally selected by the Bills with the 11th-overall pick in the 2008 NFL Draft, becoming the highest-drafted cornerback in team history. A defensive standout and dangerous returner in college, McKelvin set a school record at Troy University with 3,909 all-purpose yards during his career and tied the NCAA Division 1-A career record for kick return touchdowns (eight).

CAREER HIGHLIGHTS

- Set a Buffalo Bills franchise record with 1,468 kickoff return yards as a rookie in 2008. Also tallied the second-most career kickoff return yards in Bills history (2,471)
- Returned three kickoffs for 185 yards vs. Cle. (11/17/08), tallying the highest single-game kickoff return average in Buffalo annals (61.67 avg.)
- Was named the NFL Defensive Rookie of the Month in November 2008
- Earned AFC Special Teams Player of the Week honors following a Week 11 performance vs. Mia. (11/15/12) in which he returned a punt 79 yards for a score and also brought back three kickoffs for 75 yards (25.0 avg.) in Buffalo's 19-14 victory

2016 HIGHLIGHTS

- Leads the team with 19 pass breakups, his most in a single season since posting a career-high 20 pass breakups in 2013 with Buffalo
- Recorded 7 tackles (6 solo) and 3 pass breakups in the 24-19 win vs. NYG (12/22)
- Finished with 2 tackles and 4 pass breakups, including 1 INT, vs. Was. (12/11). Helped the Eagles pull within 2 points, 21-19, in the fourth quarter when he returned an INT for a 29-yard TD, marking his first pick-6 since his rookie season with Buffalo on 11/23/08 at KC (64 yards)
- Produced a season-high 10 tackles at Cin. (12/4)
- Sealed the 24-15 victory for the Eagles with an INT in the fourth quarter vs. Atlanta (11/13), marking his first INT of the season ... Finished the game with 3 passes defended



McKELVIN'S CAREER STATISTICS

Year	Team	GP/GS	TACKLES					PASS DEFENSE					FUMBLES			DEF SNAPS		ST	PUNT RETURNS						KICK RETURNS				
			T	S	A	TFL	Sacks	Int	Yds	Lg	TD	KD	FF	FR	Yds	No	Pct		T	No	FC	Yds	Avg	Lg	TD	No	Yds	Avg	Lg
2008	Buffalo	16/6	29	23	6	NA	0.0	2	64	64t	1	6	1	1	0	NA	NA	2	2	0	26	13.0	14	0	52	1468	28.2	98t	1
2009	Buffalo	3/3	11	8	3	0.0	0.0	0	0	--	0	1	0	0	0	NA	NA	0	0	0	0	---	--	0	5	121	24.2	33	0
2010	Buffalo	16/14	58	49	9	1.0	0.0	2	10	10	0	11	1	0	0	NA	NA	4	6	3	24	4.0	25	0	14	265	18.9	49	0
2011	Buffalo	16/6	35	27	8	0.0	0.0	1	21	21	0	8	0	1	0	NA	NA	4	8	11	156	19.5	80t	1	2	43	21.5	22	0
2012	Buffalo	13/4	20	19	1	0.0	0.0	1	9	9	0	3	0	0	0	347	32%	1	23	14	431	18.7	88t	2	18	510	28.3	59	0
2013	Buffalo	15/13	71	59	12	1.0	0.0	1	0	0	0	20	1	0	0	928	81%	1	32	13	180	5.6	21	0	0	0	---	--	0
2014	Buffalo	10/9	48	45	3	0.0	0.0	4	10	9	0	8	1	0	0	534	49%	0	21	8	183	8.7	24	0	4	64	16.0	30	0
2015	Buffalo	9/5	32	25	7	1.0	0.0	2	0	0	0	7	0	0	0	388	36%	0	7	4	21	3.0	12	0	0	0	---	--	0
2016	Phila.	12/11	54	42	12	0.0	0.0	2	29	29	1	19	0	0	--	536	56%	0	0	0	0	---	0	0	0	0	---	--	0
Totals		110/71	358	297	61	3.0	0.0	15	143	64t	2	83	4	2	0	---	--	12	99	53	1021	10.3	88t	3	95	2471	26.0	98t	1

ADDITIONAL CAREER STATISTICS

Special Teams Fumbles/Lost: (17/5) - 2008 (1/0), 2009 (2/1), 2010 (3/1), 2011 (1/0), 2013 (7/1), 2014 (1/1), 2015 (2/1)

Special Teams Fumble Recoveries: (1) - 1 in 2011

2016 GAME-BY-GAME STATISTICS

Date	Opp	W/L	GP/GS	S	A	TT	Sac	Hur	Int	Yds	Lg	KD	FF	FR	Snaps	Pct
Sep 11	Cle	W	1/1	3	0	3	0	0	0	--	--	0	0	0	36	71%
Sep 19	at Chi	W	0/0	INACTIVE (HAMSTRING)												
Sep 25	Pit	W	0/0	INACTIVE (HAMSTRING)												
Oct 9	at Det	L	1/1	0	0	0	0	0	0	--	--	1	0	0	34	56%
Oct 16	at Was	L	0/0	INACTIVE (HAMSTRING)												
Oct 23	Min	W	1/1	4	2	6	0	0	0	--	--	1	0	0	44	58%
Oct 30	at Dal	L	1/1	7	1	8	0	0	0	--	--	6	0	0	73	94%
Nov 6	at NYG	L	1/1	1	0	1	0	0	0	--	--	0	0	0	38	59%
Nov 13	Atl	W	1/0	0	1	1	0	0	1	0	0	3	0	0	27	54%
Nov 20	at Sea	L	1/1	2	0	2	0	0	0	--	--	1	0	0	41	61%
Nov 28	GB	L	1/1	5	1	6	0	0	0	--	--	0	0	0	24	34%
Dec 4	at Cin	L	1/1	8	2	10	0	0	0	--	--	0	0	0	55	86%
Dec 11	Was	L	1/1	3	3	6	0	0	1	29	29	4	0	0	47	98%
Dec 18	at Bal	L	1/1	3	1	4	0	0	0	--	--	0	0	0	34	59%
Dec 22	NYG	W	1/1	6	1	7	0	0	0	--	--	3	0	0	83	93%
Jan 1	Dal															
Totals			12/11	42	12	54	0	0	2	29	29	19	0	0	536	56%

2016 HIGHLIGHTS - Cont.

- Totaled a career-high 6 pass breakups along with a season-high 8 tackles (7 solo) at Dal. (10/30). His 6 PBU's were the most by an Eagles player since at least 2001
- Recorded a 6 tackles (4 solo) and 1 pass defensed in the 21-10 victory vs. Min. (10/23)
- Notched his 1st pass breakup as an Eagle at Det. (10/9), after missing the previous two games with a hamstring injury
- Posted 3 solo tackles in his debut with the Eagles vs. Cle. (9/11)

INJURY REPORT

- Was rendered inactive at Was. (10/16) with a hamstring injury ... Also missed back-to-back games at Chi. (9/19) and vs. Pit. (9/25) with the same injury

TOUCHDOWNS (6)

Touchdown	Date	Opponent (Result)
98-yd Kick Ret.	11/17/08	vs. Cleveland (L)
88-yd Punt Ret.	9/16/12	vs. Kansas City (W)
80-yd Punt Ret.	12/24/11	vs. Denver (W)
79-yd Punt Ret.	11/15/12	vs. Miami (W)
64-yd INT Ret.	11/23/08	at Kansas City (W)
29-yd INT Ret.	12/11/16	vs. Washington (L)

MULTI-INT GAMES (2)

INTs	Date	Opponent	Quarterback
2	10/19/14	vs. Min. (W)	Teddy Bridgewater
2	11/23/08	at KC (W)	Tyler Thigpen

CAREER HIGHS

Tackles	13	9/7/14 at Chi.
INTs	2	2x - 10/9/14 vs. Min.
INT Long	64t	11/23/08 at KC
PD	6	10/30/16 at Dal.

PERSONAL

- Played corner at Ware County H.S. in Waycross, GA, where he was honored by the *Atlanta Journal-Constitution* and Georgia Sportswriters Association as a first-team AAAA All-State player
- As a senior in 2003, was named the area Defensive Player of the Year and earned a spot on the *Georgia Times Union* Super 11 team after recording 51 tackles, six interceptions, six pass breakups and three fumble recoveries. That season, led Ware to a 9-2 record, a regional title and a second-round AAAA playoff appearance
- Participated in the Georgia Athletic Coaches Association North-South All-Star Game
- Recorded 60 tackles and six interceptions as a junior in 2002, while adding eight receptions for over 300 yards on offense
- Also played basketball at Ware County

Height: 5-10**Weight:** 195**Date Of Birth:** June 23, 1990**Hometown:** Hyattsville, MD**HS:** DeMatha Catholic (Hyattsville, MD)**College:** Virginia**NFL Experience:** 5th Year**Acquired:** FA (LA) 2016**Draft Pick:** Undrafted**VITALS**

2016 EAGLES DEFENSIVE LEADERS

INTERCEPTIONS

- 1t. Rodney McLeod 3
 Jordan Hicks 3
 Malcolm Jenkins 3

TACKLES

1. Rodney McLeod 113
 2. Malcolm Jenkins 108

SINGLE-GAME CAREER-HIGH TACKLES

1. 10/16/16 at Was. 17 (12 solo)
 2. 12/17/15 vs. TB 15 (10 solo)
 3. 10/9/16 at Det. 13 (9 solo)

THREE-STEP DROP**Best player he has faced:** Aaron Rodgers**Player he models his game after:** Earl Thomas**Hobbies:** Puzzles and video games**Bucket list:** Ride in a helicopter, skydive and travel to Paris**If he could be an superhero he would be:** Batman**H.S. teammates in NFL:** Browns DL Cam Johnson, Lions CB Johnson Bademosi**Funniest Eagle:** Leodis McKelvin**Favorite teams/athletes growing up:** Lakers, Kobe Bryant, Deion Sanders**Favorite athletes now:** Steph Curry, LeBron James**Favorite movies:** *Any Given Sunday*, *The Dark Knight*, *Friday***Favorite TV shows:** *Power*, *Quantico*, *The Walking Dead***Favorite musicians:** Drake, Fabolous, Future**Favorite three throwback jerseys:** Walter Payton, Jerry Rice, Deion Sanders

“He plays with a lot of energy and flies around. He’s one of those safeties that I think Philadelphia will like. He has that attitude; he’s not afraid to stick his nose in the fan.”

- Eagles Pro Bowl Safety Malcolm Jenkins

Originally an undrafted free agent signee of the St. Louis Rams in 2012, Rodney McLeod (pronounced mick-CLOUD) signed a five-year contract with the Philadelphia Eagles in the 2016 offseason. After seeing most of his action on special teams as a rookie in 2012, McLeod won a starting job at the beginning of the 2013 season and has started all 48 games since. In his four-year career, he has compiled 289 tackles (205 solo), five interceptions, 16 passes defended, six forced fumbles and five fumble recoveries on defense. A four-year letterman at the University of Virginia, McLeod started 33 of the final 34 games he played for the Cavaliers and earned honorable mention All-ACC honors as a senior in 2011.

BIRDSEED

- Hosts an annual football camp at his high school alma mater, DeMatha Catholic, in Hyattsville, MD. The free camp focuses on improving football fundamentals for kids between the ages of 9-14. The camp features motivational speakers who guide campers through a variety of topics including perseverance, dedication to academics and healthy living
- During his time in St. Louis, became heavily involved with the Shriners Hospital for Children and hosted an annual event called Halloween Huddle. During the event, McLeod spent time with hospital patients playing arcade games and riding go-karts

**2016 HIGHLIGHTS**

- Through Week 16, leads the Eagles with a career-high 113 tackles and is tied for the team lead with three interceptions
- Has recorded career highs in every major statistical category in his first season with the Eagles, notching 110 tackles, nine passes defended, three INTs and his first career sack
- Led the defense with seven tackles (six solo) at Bal. (12/18)
- Notched seven tackles (five solo), including one for a loss, at Dal. (10/30)
- Logged double-digit tackles for the third straight game (11) in a Week 7 win vs. Min. (10/23). Made a game-changing interception in the first quarter when he picked off Vikings QB Sam Bradford in the end zone to counter an Eagles turnover which gave Minnesota the ball at the Philadelphia 2. Put an end to another Vikings' possession later in the first half when he recorded a strip-sack of Bradford -- the first sack of his career -- and teammate Beau Allen recovered the loose ball at the Philadelphia 38



McLEOD'S CAREER STATISTICS

Year	Team	GP/GS	TACKLES					PASS DEFENSE					FUMBLES			DEF SNAPS		ST		
			Total	Solo	Asst	TFL	Sacks	Int	Yards	Lg	TD	KD	FF	FR	Yards	Played	Pct		T	
2012	St. Louis	16/0	0	0	0	NA	0.0	0	0	--	0	0	0	0	0	0	0	4	0%	16
2013	St. Louis	16/16	87	68	19	NA	0.0	2	2	2	0	6	2	2	7	1060	100%	3		
2014	St. Louis	16/16	96	64	32	NA	0.0	2	1	1	0	5	2	2	9	1025	100%	1		
2015	St. Louis	16/16	106	73	33	NA	0.0	1	4	4	0	5	3	1	20	1153	100%	0		
2016	Philadelphia	15/15	113	75	38	3.0	1.0	3	5	5	0	9	1	0	0	958	99%	4		
Totals		79/63	402	280	122	NA	1.0	8	12	5	0	25	8	5	36	---	---	24		

ADDITIONAL STATISTICS

Special Teams Forced Fumbles: (1) - 1 in 2013 [at Hou. 10/13]

Receptions: (1-21) - 1-21 in 2012

2016 GAME-BY-GAME STATISTICS

Date	Opp	W/L	GP/GS	S	A	TT	Sac	Hur	Int	Yds	Lg	KD	FF	FR	Snaps	Pct
Sep 11	Cle	W	1/1	3	0	3	0.0	0	1	5	5	0	0	0	50	96%
Sep 19	at Chi	W	1/1	4	0	4	0.0	0	0	0	--	0	0	0	50	96%
Sep 25	Pit	W	1/1	6	1	7	0.0	0	1	0	0	2	0	0	60	100%
Oct 9	at Det	L	1/1	9	4	13	0.0	0	0	0	--	0	0	0	61	100%
Oct 16	at Was	L	1/1	12	5	17	0.0	0	0	0	--	1	0	0	73	99%
Oct 23	Min	W	1/1	5	6	11	1.0	0	1	0	--	1	1	0	75	99%
Oct 30	at Dal	L	1/1	5	2	7	0.0	0	0	0	--	0	0	0	78	100%
Nov 6	at NYG	L	1/1	2	1	3	0.0	0	0	0	--	2	0	0	64	100%
Nov 13	Atl	W	1/1	3	3	6	0.0	0	0	0	--	1	0	0	50	100%
Nov 20	at Sea	L	1/1	3	4	7	0.0	1	0	0	--	2	0	0	67	100%
Nov 28	GB	L	1/1	4	5	9	0.0	0	0	0	--	0	0	0	71	100%
Dec 4	at Cin	L	1/1	6	3	9	0.0	0	0	0	--	0	0	0	64	100%
Dec 11	Was	L	1/1	5	2	7	0.0	0	0	0	--	0	0	0	48	100%
Dec 18	at Bal	L	1/1	6	1	7	0.0	0	0	0	--	0	0	0	58	100%
Dec 22	NYG	W	1/1	2	1	3	0.0	0	0	0	--	0	0	0	89	100%
Jan 1	Dal															
Totals			15/15	75	38	113	1.0	1	3	5	5	9	1	0	958	99%

CAREER HIGHS

Tackles	17	10/16/16 at Was.
INTs	1	8x - 10/23/16 vs. Min.
KDs	2	5x - 11/20/16 at Sea.

TOUCHDOWNS (1)

Touchdown	Date	Opponent (Result)
20-yd Fum. Ret.	10/25/15	vs. Cleveland (W)



2016 HIGHLIGHTS - Cont.

- Set a new single-game career high with 17 tackles (12 solo) at Was. (10/16), leading the defense in tackles for the second straight week
- Compiled a team-high 13 tackles (nine solo), marking the second-highest single-game total of his career, at Det. (10/9). The 13 tackles are the most by an Eagle in a single-game in 2016
- Tallied seven tackles (six solo) and his second interception of the season in a 34-3 win vs. Pit. (9/25). Picked off Steelers QB Ben Roethlisberger when he wrestled a deep end zone pass away from WR Darrius Heyward-Bey
- Recorded an interception of Browns QB Robert Griffin III in his Eagles debut vs. Cle. (9/11). Picked off Griffin at the Eagles 16-yard line to halt a potential scoring drive. Also added three solo tackles, including one for a loss

PERSONAL

- Played defensive back, wide receiver and kick returner in high school at DeMatha Catholic in Hyattsville, MD, for coach Bill McGregor
- Earned second-team all-state and first-team all-conference

honors as a senior defensive back in 2007 after intercepting three passes. Also hauled in 24 receptions for 521 yards (21.7 avg.) and eight TDs while returning three kicks for scores

- As a junior in 2006, helped lead DeMatha to its fourth straight conference title, intercepting two passes and earning second-team all-conference recognition. On offense, snagged 20 passes for 400 yards (20.0 avg.) and seven touchdowns
- Was also a member of the school's 400-meter relay team
- Graduated from UVA with a degree in sociology
- The son of Kimberly Holloman and Rodney McLeod. Has five younger siblings
- Has an English Bulldog named Caesar
- Says that his 'Welcome to the NFL' moment occurred as a rookie against the Arizona Cardinals. "We ran gunner motion when I was on punt coverage and their safety, Rashad Johnson, started into the box, peeled back and perfectly timed a hit on me. He squared me up good, but I didn't fall down. I remember thinking, 'This is a grown man's league.'
- For more information on McLeod, visit his personal website: www.rodneymcleod23.com
- Twitter: @Rodney_McLeod4; Instagram: @rodneymcleod4



Height: 6-3 **VITALS**
Weight: 263
Date Of Birth: September 16, 1990
Hometown: Buffalo, NY
HS: Grover Cleveland (Buffalo, NY)
College: Buffalo
NFL Experience: 2nd Year
Acquired: PS-Hou-15
Draft Pick: D5-13 (147th overall)
 by Tampa Bay

UNIVERSITY AT BUFFALO CAREER SACK LEADERBOARD

1. Khalil Mack (2010-13)	28.5
2t. Rich Dadabo (1989-92)	24.0
Vince Canosa (1992-95)	24.0
4. Trevor Scott (2004-07)	19.0
5. Steven Means (2009-12)	18.5

THREE-STEP DROP

Three favorite throwback jerseys: Michael Jordan, Bulls; Barry Sanders, Lions; Lawrence Taylor, NY Giants

Biggest pet peeve: Liars

First job: Burger flipper at McDonald's

Favorite Halloween costume: Dressed up as a cheerleader in college

Bucket list: Establish an enterprise that creates jobs for his family

Nickname: Reese

Person that has left him starstruck: Getting a head nod from Marshawn Lynch during pregame warmups as a rookie with Tampa Bay

Three items needs on deserted island: Water, matches and The Bible

Favorite movie: *God's Not Dead*

Favorite TV shows: *The Walking Dead*, *The Wire*

Favorite meal: Cereal - Frosted Flakes and Cinnamon Toast Crunch

Originally a fifth-round draft choice of the Tampa Bay Buccaneers in 2013, Steven Means was signed by the Eagles off of the Houston Texans practice squad following Week 13 of the 2015 season. Means appeared in 11 games over his first two seasons with Tampa Bay, recording five tackles as a defensive end in addition to contributing on special teams. A native of Buffalo, NY, Means was a four-year letterman at the University at Buffalo, where he finished his career ranked fourth in school history in sacks with 18.5.

BIRDSEED

- According to Means, the best player he has ever lined up against is current teammate and Eagles LT Jason Peters. In fact, Peters was part of his "welcome to the NFL" moment. As a rookie for the Buccaneers in 2013, Means' performance in a Week 4 matchup against the Cardinals led to increased snaps the following game. It just so happened that the next contest would be against the Eagles and o-line anchor, Peters. Said Means, "I just remember this one play where Jason literally lifted me up in the air and slammed me to the ground. It didn't stop there. He rested his hands on my chest and made sure that my back remained on the grass until the play was over. I was in total shock at the time and just kept thinking that you have to come ready to play on every single down at this level."

2016 HIGHLIGHTS

- Logged his first-career sack and forced fumble in a win vs. Min. (10/24)

PERSONAL

- Most memorable college moment took place in a game against Miami (OH) when he found out that an NFL rep was in attendance to scout him. It was the first time that he realized his NFL dream could come to fruition
- Enjoyed watching some of the game's elite pass rushers including Bruce Smith, Michael Strahan and Lawrence Taylor. Growing up, was a huge fan of his hometown team the Buffalo Bills and QB Doug Flutie
- Currently follows the careers of JJ Watt, Pernell McPhee, Elvis Dumervil, Cliff Avril and college teammate Kahlil Mack
- If he could be one superhero, it would be The Incredible Hulk
- Favorite musical artists include Lil Wayne, T-Pain and Meek Mill
- His all-time favorite meal is chicken and shrimp alfredo. However, fried gator, which some would consider to be a rather unique delicacy, is one of his go-to snacks
- Was an active member in the Tampa Bay community during his two years as a Buccaneer, participating in several team initiatives, including visiting patients at St. Joseph's Children's Hospital and All Children's Hospital, working with local YMCAs and visiting local servicemen and servicewomen at MacDill Air Force Base
- Played high school football at Grover Cleveland (NY) High School, where he was a two-time All-Western New York selection



MEANS' CAREER STATISTICS

Year	Team	GP/GS	TACKLES					PASS DEFENSE					FUMBLES			DEF SNAPS		
			Total	Solo	Asst	TFL	Sacks	Int	Yards	Lg	TD	KD	FF	FR	Yards	Played	Pct	
2013	Tampa Bay	10/0	5	3	2	0	0.0	0	0	0	0	0	0	0	0	0	77	12%
2014	Tampa Bay	1/0	1	1	0	0	0.0	0	0	0	0	0	0	0	0	4	6%	
2014	Baltimore	0/0	0	0	0	0	0.0	0	0	0	0	0	0	0	0	---	---	
	<i>2014 Totals</i>	<i>1/0</i>	<i>1</i>	<i>1</i>	<i>0</i>	<i>0</i>	<i>0.0</i>	<i>0</i>	<i>0</i>	<i>0</i>	<i>0</i>	<i>0</i>	<i>0</i>	<i>0</i>	<i>0</i>	<i>4</i>	<i>6%</i>	
2015	Philadelphia	0/0	0	0	0	0	0.0	0	0	0	0	0	0	0	0	0	0%	
2016	Philadelphia	7/0	4	3	1	0	1.0	0	0	0	0	1	0	0	31	3%		
Totals		18/0	10	7	3	0	1.0	0	0	0	0	1	0	0	---	---		

PLAYOFFS

2014	Baltimore	0/0	0	0	0	0	0	0	0	0	0	0	0	0	0	0	0%
Totals		0/0	0	0	0	0	0	0	0	0	0	0	0	0	0	0	0%

2016 GAME-BY-GAME STATISTICS

Date	Opp	W/L	GP/GS	S	A	TT	Sac	Hur	KD	FF	FR	Snaps	Pct
Sep 11	Cle	W	1/0	0	0	0	0.0	0	0	0	0	0	0%
Sep 19	at Chi	W	1/0	0	0	0	0.0	0	0	0	0	7	13%
Sep 25	Pit	W	1/0	1	0	1	0.0	0	0	0	0	6	10%
Oct 9	at Det	L	0/0	INACTIVE									
Oct 16	at Was	L	0/0	INACTIVE									
Oct 23	Min	W	1/0	1	0	1	1.0	0	0	1	0	5	7%
Oct 30	at Dal	L	1/0	0	0	0	0.0	0	0	0	0	2	3%
Nov 6	at NYG	L	1/0	0	0	0	0.0	0	0	0	0	0	0%
Nov 13	Atl	W	0/0	INACTIVE									
Nov 20	at Sea	L	0/0	INACTIVE									
Nov 28	GB	L	0/0	INACTIVE									
Dec 4	at Cin	L	0/0	INACTIVE									
Dec 11	Was	L	1/0	1	1	2	0.0	0	0	0	0	11	23%
Dec 18	at Bal	L	0/0	INACTIVE									
Dec 22	NYG	W	0/0	INACTIVE									
Jan 1	Dal												
Totals			7/0	3	1	4	1.0	0	0	1	0	31	3%

CAREER HIGHS

Tackles	2	(2x - 12/11/16 vs. Was.)
Sacks	1.0	(10/23/16 vs. Min.)

PERSONAL - Cont.

- Notched 108 tackles, 20 sacks, five forced fumbles and one interception as a senior in 2007, leading his team to an appearance in the Western New York Harvard Cup
- Son of Steven, Sr. and Gwen Means. Has two younger brothers, Brandon and Cameron
- Earned his degree in sociology

COLLEGE HIGHLIGHTS

- Appeared in 48 games (42 starts) at Buffalo, posting 185 tackles, 29.5 tackles for loss, 18.5 sacks, three forced fumbles, three fumble recoveries and two interceptions, while also blocking five kicks
- Finished his career ranked fourth in Buffalo annals in sacks with 18.5 and tied for 10th in tackles for loss with 29.5
- As a senior in 2012, earned All-MAC second-team honors after posting career highs in tackles (77), tackles for loss (11) and sacks (6.5)

- Notched 33 tackles and 2.5 sacks as a junior in 2011. Also returned an interception for a touchdown
- Collared 50 tackles, a team-leading 4.5 sacks and two forced fumbles as a redshirt sophomore in 2010
- Led the Bulls in sacks (five) as a redshirt freshman in 2009, earning first-team All-Freshman honors from *Phil Steele*
- Redshirted in 2008

TRANSACTIONS

2013	Drafted by TB in 5th round ... signed 4-year contract
9/9/14	Waived by TB
10/7/14	Signed by BAL to the practice squad
12/23/14	Signed by BAL to the active roster
3/9/15	Re-signed by BAL
9/2/15	Waived by BAL
10/21/15	Signed by HOU to the practice squad
12/8/15	Signed by PHI from the HOU practice squad



Height: 6-0 **VITALS**

Weight: 196

Date Of Birth: April 6, 1994

Hometown: DeSoto, TX

HS: DeSoto

College: LSU

NFL Experience: Rookie

Draft Pick: D7a-16 (233rd overall)
by Philadelphia

2016 EAGLES DEFENSIVE LEADERS PASSES DEFENSED

1. Leodis McKelvin 19
2. Nolan Carroll 14
3. Malcolm Jenkins 12
4. Jalen Mills..... 10

TACKLES

1. Rodney McLeod 113
2. Malcolm Jenkins 108
3. Nigel Bradham 95
4. Jordan Hicks 89
5. Jalen Mills..... 67

THREE-STEP DROP

Favorite meal: Shrimp and rice

First jersey: Allen Iverson black Philadelphia 76ers

Biggest pet peeve: When people tap you in order to get your attention

Players he models his game after: Cardinals S Tyrann Mathieu

First job: Sold a local newspaper door-to-door when he was 14

Former high school teammates: Chicago Bears DB Demontre Hurst

Bucket list: Go on a safari, scuba dive with sharks, travel to Australia, Dubai, Paris

Desired talent: Be a genius. "I would want to be the next Albert Einstein"

Favorite athletes growing up: Allen Iverson, Tracy McGrady, Roy Jones Jr.

Favorite athletes to watch now: LeBron James, Derrick Rose, Usain Bolt and Serena Williams

Favorite book: *The One Year Uncommon Life Daily Challenge* by Tony Dungy

Favorite movies: *Belly, Finding Nemo, Paid in Full, Scarface*

Favorite music: Future, Kodak Black, Lil Uzi Vert, Young Thug

"One thing he showed up with and nobody had to coach him on was confidence and the ability to bounce back. He's got really thick skin. He's a perfectionist when it comes to his technique and wanting to compete."

-Eagles Safety Malcolm Jenkins

An experienced defensive back who was a four-year starter at LSU, Jalen Mills was selected by the Eagles in the seventh round of the 2016 NFL Draft. The 2015 first-team All-America honoree finished his Tigers career with 216 tackles, eight tackles for loss, six interceptions and four sacks in 46 games (45 starts).

BIRDSEED

- Roomed with Tampa Bay Buccaneers LB Kwon Alexander all throughout college and considers him one of his closest friends to this day. Helped Alexander with his football camp in Anniston, AL, during the 2016 offseason
- Volunteered with the Big Buddy Program while in college at LSU. As a part of the program, went to local elementary schools, gave kids a tour of the LSU athletic facility and took them to a water park
- Uses yoga as a training tool for football. "You have to balance the highs and lows and be able to control different parts of your body when you are in certain situations. It translates to game situations"
- A big soccer fan to this day, Mills played left midfield and left forward in high school. Attended the COPA America Centenario games at Lincoln Financial Field in the 2016 offseason and says if he could play any other sport he would be a forward for the U.S. national team. His favorite soccer players are Cristiano Ronaldo and Lionel Messi

2016 HIGHLIGHTS

- Through Week 16, ranks fourth on the Eagles defense with 10 passes defended and ranks fifth in total tackles (67)
- Registered a career-high nine tackles (six solo) in a win vs. NYG (12/22)
- Notched five solo tackles and a career-high two passes defended vs. GB (11/28)
- Started his second career game vs. Atl. (11/13) and finished second on the defense with seven tackles
- Logged four solo tackles and a pass defended in a win vs. Min. (10/23). Helped limit the Vikings to just 189 net passing yards
- Made the first start of his career at Was. (10/16) and recorded seven tackles (five solo) and a pass defended
- Tied for the team lead with a career-high eight tackles (seven solo) in a 34-3 win vs. Pit. (9/25)
- Received increased playing time on defense at Chi. (9/19) with CB Leodis McKelvin inactive. Led the defense with six tackles (all solo) and logged a pass defended
- Played in the first game of his NFL career vs. Cle. (9/11) and recorded two tackles and a pass defended



MILLS' CAREER STATISTICS

Year	Team	GP/GS	TACKLES					PASS DEFENSE					FUMBLES			DEF SNAPS		ST		
			Total	Solo	Asst	TFL	Sacks	Int	Yards	Lg	TD	KD	FF	FR	Yards	Played	Pct			
2016	Philadelphia	15/2	67	55	12	0	0.0	0	0	--	0	10	0	0	0	0	0	617	64%	0
Totals		15/2	67	55	12	0	0.0	0	0	--	0	10	0	0	0	0	---	---	0	

2016 GAME-BY-GAME STATISTICS

Date	Opp	W/L	GP/GS	S	A	TT	Sac	Hur	Int	Yds	Lg	KD	FF	FR	Snaps	Pct
Sep 11	Cle	W	1/0	2	0	2	0.0	0	0	0	--	1	0	0	12	23%
Sep 19	at Chi	W	1/0	6	0	6	0.0	0	0	0	--	1	0	0	43	83%
Sep 25	Pit	W	1/0	7	1	8	0.0	0	0	0	--	0	0	0	53	88%
Oct 9	at Det	L	1/0	4	0	4	0.0	0	0	0	--	1	0	0	24	39%
Oct 16	at Was	L	1/1	5	2	7	0.0	0	0	0	--	1	0	0	73	99%
Oct 23	Min	W	1/0	4	0	4	0.0	0	0	0	--	1	0	0	27	36%
Oct 30	at Dal	L	1/0	3	1	4	0.0	0	0	0	--	1	0	0	47	60%
Nov 6	at NYG	L	1/0	1	1	2	0.0	0	0	0	--	0	0	0	36	56%
Nov 13	Atl	W	1/1	6	1	7	0.0	0	0	0	--	1	0	0	50	100%
Nov 20	at Sea	L	1/0	0	1	1	0.0	0	0	0	--	0	0	0	40	60%
Nov 28	GB	L	1/0	5	0	5	0.0	0	0	0	--	2	0	0	49	69%
Dec 4	at Cin	L	1/0	2	2	4	0.0	0	0	0	--	0	0	0	23	36%
Dec 11	Was	L	1/0	1	0	1	0.0	0	0	0	--	0	0	0	40	83%
Dec 18	at Bal	L	1/0	3	0	3	0.0	0	0	0	--	0	0	0	34	59%
Dec 22	NYG	W	1/0	6	3	9	0.0	0	0	0	--	0	0	0	66	74%
Jan 1	Dal															
Totals			15/2	55	12	67	0.0	0	0	0	--	9	0	0	617	64%

CAREER HIGHS

Tackles	9	12/22/16 vs. NYG
KDs	2	11/28/16 vs. GB

PERSONAL

- Spent one season at DeSoto (TX) High School and helped lead his team to a 10-2 record as a senior, after transferring from Lancaster High School
- Began playing football when he was 12 as a defensive end for the Oak Cliff Titans. Moved to WR and QB before switching to the secondary as a junior in high school
- Mother is Kisa Mills. Has an older brother, Jaquan
- Has one dog: a Morkie named Baby
- Majored in sports administration at LSU. Has one semester left and plans on completing his degree following his rookie year
- Twitter: @Mills_Island; Instagram: @thereal_jmills

COLLEGE HIGHLIGHTS

- Played in seven games as a senior in 2015 after breaking his ankle in the preseason. Was a first-team All-America selection by *CBS Sports* after finishing the season with 30 tackles, one sack and three pass breakups
- Started 12 games at safety and one at nickelback as a junior in 2014, and tallied 62 tackles, three tackles for loss, one interception and five pass breakups
- Picked up 67 tackles, three sacks and three interceptions over his 13 starts as a sophomore in 2013. His interception total tied for the team lead
- Earned 2012 Freshman first-team All-America honors after starting all 13 games at CB and finishing fourth on the team with 57 total tackles, while adding two interceptions and five pass breakups

TRANSACTIONS

2016 Drafted by PHI in 7th round ... signed 4-year contract



Height: 6-4
Weight: 328
Date Of Birth: January 22, 1982
Hometown: Queen City, TX
HS: Queen City
College: Arkansas
NFL Experience: 13th Year
Acquired: Trade-Buffalo (2009)
Draft Pick: Undrafted

VITALS



Pro Bowls: 2008, 2009, 2010, 2011, 2012, 2014, 2015, 2016, 2017

“To get a big guy playing tackle that can pass protect like he does and work his way down the field, God didn’t create many people like him.”

- NBC Sunday Night Football analyst
Cris Collinsworth

In 2000, he was a redshirt defensive lineman in college, laboring on Arkansas’ scout team. In 2004, he was a rookie free agent tight end just looking for playing time in Buffalo. Now, he is a nine-time Pro Bowl and six-time All-Pro offensive tackle who is building his resume for a spot in the Pro Football Hall of Fame. In between is the remarkable story of Jason Peters, who is regarded by many experts as the best left tackle in the game, and who has anchored the Eagles offensive line since being acquired in a trade from Buffalo in 2009. Peters was rewarded with a five-year contract following the 2013 season that will keep the tackle in Philadelphia through 2018.

PRO BOWLS BY EAGLES TACKLES

Jason Peters 7
Bob Brown 3
Frank Kilroy 3
Tra Thomas 3

MOST PRO BOWLS EAGLES HISTORY

Chuck Bednarik 8
Jason Peters 7
Reggie White 7
Brian Dawkins 7
Donovan McNabb 6
Pete Pihos 6

THREE-STEP DROP

First jersey owned: Shaquille O’Neal, Orlando Magic

Funniest Eagles: Donnie Jones and Jon Dorenbos

First job: Working the grill at Wendy’s in Atlanta, TX. “After practice, I would ride three miles on my bike to work and made \$140/week”

If he could play another sport, what position/team: Pitcher, N.Y. Yankees

Best player ever lined up against: Dwight Freeney. “He’ll change the whole game around if you can’t block him”

Talent he’d like to have: To be an engineer for Microsoft and invent something as impactful as the Internet

CAREER HIGHLIGHTS

- With his 9th Pro Bowl selection and 7th as an Eagle in 2016, Peters has garnered the second-most Pro Bowl nods in team history behind Chuck Bednarik (eight)
- Earned Pro Bowl honors in five consecutive seasons (2007-11) and All-Pro honors following the 2007, ‘08, ‘10, ‘11, ‘13 and ‘14 campaigns
- Joined Frank “Bucko” Kilroy (1953-55) as the only two offensive linemen in franchise history to earn a Pro Bowl berth in three consecutive years
- Since Peters’ first Pro Bowl selection in 2007, only Cleveland’s Joe Thomas (nine) has been selected to as many Pro Bowls as a tackle
- Has two career touchdowns: Blocked a punt and recovered it in the end zone (12/19/04 at Cin.) and caught J.P. Losman’s first career TD pass (9/11/05 vs. Hou.)

PETERS’ CAREER SERVICE

Regular Season			Playoffs		
Year	Team	GP/GS	Year	Team	GP/GS
2004	Buffalo	5/1	2009	Philadelphia	1/1
2005	Buffalo	16/10	2010	Philadelphia	1/1
2006	Buffalo	16/16	2013	Philadelphia	1/1
2007	Buffalo	15/15	Totals		3/3
2008	Buffalo	13/13	Starts by position: 2004: 1 at TE, 2005: 1 at TE, 9 at RT, 2006: 7 at RT, 9 at LT, 2007: 15 at LT, 2008: 13 at LT, 2009: 15 at LT (1 at LT in playoffs), 2010: 13 at LT (1 at LT in playoffs), 2011: 14 at LT, 2013: 16 at LT (1 at LT in playoffs), 2014: 16 at LT; 2015: 14 at LT, 2016: 15 at LT		
2009	Philadelphia	15/15	First NFL game: 11/14/04 at NE		
2010	Philadelphia	13/13	First NFL start: 12/19/04 at Cin.		
2011	Philadelphia	14/14			
2012	Philadelphia	0/0			
2013	Philadelphia	16/16			
2014	Philadelphia	16/16			
2015	Philadelphia	14/14			
2016	Philadelphia	15/15			
Totals		168/158			



BRAND JORDAN



Peters started a collection of Jordans in 2006 and now has a collection of over 2,500 that he neatly displays in one closet in his home. His personal favorites are the "black and red 13's"

BIRDSEED

- Originally signed with the Buffalo Bills in 2004 as a rookie free agent tight end with a signing bonus of \$5,000. Peters went undrafted despite an impressive workout at the NFL Scouting Combine, including a 4.8 time in the 40-yard dash. Credits the draft-day snub with giving him extra motivation
- Credits former Bills coach Mike Mularkey for his career-changing switch from tight end to tackle in 2005. "Offensive line was one of our weak points and I remember wanting to get on the field any way I could. Coach Mularkey told me about it and Mouse (O-line coach Jim McNally) and I got to work."
- Was once taken out of a baseball game as a 9-year old after the umpire and opposing coach were convinced he was too old to play. "I struck out 9 batters in the first three innings. My mother had to go home and get my birth certificate before I was allowed back in the game. After I did, I hit a home run."

PERSONAL

- Single and resides in South Jersey and in Atlanta, TX. Has a son, Jayshaun, who plays football, baseball, and basketball. "He's 12 years old and he made the all-star team in all three sports," said his proud father
- Mother Telededo (pronounced Toledo) Simington and stepfather Ivory Simington. Has two sisters, Ivy and Chrissy
- Jason is quick to name his mother as the hero in his life, "My mom means everything to me. I definitely wouldn't be where I am today without her. She worked multiple jobs so she could provide for us. In the last year or so she lost over 100 pounds before undergoing two knee replacement surgeries. Now she's doing so much better. She continues to be such a big inspiration to me"
- Attended Queen City (TX) High School, earning All-District and All-Area honors as a defensive end. Also lettered in basketball, averaging 18.4 points per game to garner All-District and All-Area honors
- Owns anywhere from 10-15 cars and loves taking the time to get dirty under the hood to fix them up. His prized possession, though, is a PS Freightliner. "I use it to tow my camper and my other cars. I taught myself how to drive it."
- Lists dominoes, fishing, camping in Texas and DJing as hobbies. Also took up golf a few offseasons ago
- Favorite teams/athletes growing up: Buffalo Bills, Texas Rangers and Bruce Smith
- Began playing football as a 10-year-old offensive and defensive lineman for the Queen City Bulldogs

CUSTOM WHEELS



Peters owns a business in Shreveport, LA, named Greedy Boy Customs. "We do custom car work or on really anything with wheels," said Peters. "We've actually done work on a few golf carts." ... Thanks to his grandfather, Dallas Wiggins, buying and restoring cars has been a passion in Jason's life. "He used to take all these old cars and fix them up. When I was little, I was always hanging around watching him and my uncle, and I got hooked."

- An avid fisherman, Peters' most memorable catch was a 14-pound bass from a boat on a lake in Arkansas. "Me and about eight of my teammates would fish all the time in college. As soon as we got done with practice, we would go."
- Majored in vocational education
- Full name: Jason Raynard Peters

2014 HIGHLIGHTS

- Named second-team All-Pro by *The Associated Press*
- Garnered All-NFC honors from the Pro Football Writers of America
- Earned his seventh trip to the Pro Bowl and is the first offensive tackle in team history to earn five-plus Pro Bowl selections. Since earning his first bid in 2007, the only offensive tackle with more Pro Bowl selections is Cleveland's Joe Thomas (eight)
- Named to the USA Football All-Fundamentals team, an annual team comprised of 26 NFL players who exhibit exemplary football techniques for young players to emulate
- Helped the Eagles generate 6,348 total yards of offense: the fifth-most in the NFL. Also paved the way for LeSean McCoy, who ranked third in the NFL with 1,319 rushing yards

2013 HIGHLIGHTS

- Earned first-team All-Pro honors for the second time and garnered his sixth Pro Bowl selection after starting all 16 games
- Was part of an offensive line that helped block for the NFL's leading rusher, LeSean McCoy, who finished with a franchise-best 1,607 rushing yards
- Helped the Eagles set a team record with 442 points scored (broken in 2014) and 6,676 total net yards

2011 HIGHLIGHTS

- Earned first-team All-Pro honors for the first time in his career. Also earned his fifth straight Pro Bowl selection after starting 14 games at left tackle
- Tabbed as a *Pro Football Weekly*/PFWA All-NFL performer
- Was part of an offensive line that received the Madden Protector Award at NYG (11/20) and vs. Dal. (10/30). This award is given each week of the regular season to the NFL's top performing offensive line and recognizes the fundamental role offensive linemen play in their teams' success



VITALS
Height: 6-4
Weight: 303
Date Of Birth: October 29, 1993
Hometown: Corvallis, OR
HS: Corvallis
College: Oregon State
NFL Experience: Rookie
Draft Pick: D3-16 (79th overall) by Philadelphia



DID YOU KNOW?

Isaac's father, Joe Seumalo, was teammates with Eagles Head Coach Doug Pederson when the two played for the Rhein Fire of NFL Europe in 1995.

COLLEGE ACCOLADES

- 2015:** All-Pac-12 Honorable Mention
 Pac-12 All-Academic First Team
2013: All-Pac-12 Second Team
 Pac-12 All-Academic First Team
 Capital One Academic All-District
2012: All-Pac-12 Honorable Mention
 Phil Steele Freshman All-America

SEUMALO'S CAREER SERVICE

Regular Season		
Year	Team	GP/GS
2016	Philadelphia	8/3
Totals		8/3
Starts by position: 2016: 2 at RG, 1 at RT		
First NFL game: 11/6/16 at NYG		
First NFL start: 11/28/16 vs. GB		

THREE-STEP DROP

- Family ties:** Is the son of Joe Seumalo, who played college football at Hawaii and is now the D-line coach at Arizona State. Joe played professionally in NFL Europe and the CFL
- Players he models his game after:** Falcons C Alex Mack, G Andy Levitre
- Favorite moment as a sports fan:** Hawaii's run to the 2008 Sugar Bowl
- If he could play another sport:** Ping pong
- First job growing up:** Would get up at 3 a.m. to deliver newspapers in the neighborhood
- Favorite meal:** Any Hawaiian dish
- Favorite TV show:** Big fan of *It's Always Sunny in Philadelphia*. "If I could meet those guys, that'd be crazy."

"He's a guy who can play all five positions...He's incredibly smart, the son of a coach, and someone we had targeted all along...The tape separated him for us. When you watch the tape, [he has the] ability to play at the point of attack and to play in space. [He's an] intelligent guy."

-Eagles Executive V.P. of Football Operations
Howie Roseman

A versatile offensive lineman out of Oregon State, Isaac Seumalo was drafted by the Eagles in the third round of the 2016 NFL Draft. Seumalo (pronounced Say-u-mah-low), made 37 starts for the Beavers during his career, opening 23 contests at C, nine at RG, three at LT and two at RT. A standout at Corvallis (OR) HS, Seumalo was rated as the No. 2 offensive lineman in the nation by *SuperPrep*.

BIRDSEED

- Numerous members of the Seumalo family have ties to Oregon State athletics. Isaac's brother, Andrew, is currently a grad assistant for the Beavers and played defensive tackle for OSU from 2009-2012. Isaac and Andrew teamed up for one season when Isaac was a freshman and Andrew was a senior. The lone daughter in the family, Isaac's sister Jessi plays volleyball for the Beavers. The family tree ties to OSU start with Isaac's father, Joe, who coached football at OSU and is currently the defensive line coach at Arizona State
- A former d-lineman at Hawai'i, Joe Seumalo enjoyed a pro career for the Calgary Stampeders, Ottawa Roughriders and the Edmonton Eskimos of the CFL, and the Rhein Fire of NFL Europe

2016 HIGHLIGHTS

- Made his first-career start vs. GB (11/28)
- Saw action in his first-career NFL game at NYG (11/6)

COLLEGE HIGHLIGHTS

- Made 37 career starts at Oregon State, opening contests at every position on the offensive line except for left guard
- Sat out the 2014 season while recovering from a foot injury, but returned to the field as a redshirt junior in 2015 and went on to start all 12 games for the Beavers (nine at RG, three at LT). Prior to the season, was named to the Outland Trophy and Rotary Lombardi Award watch lists and finished the year with All-Pac-12 Honorable Mention and Pac-12 All-Academic First team honors
- Started 10 games at center and two games at RT as a sophomore in 2013, earning Pac-12 All-Conference Second Team honors, while also being named to the Capital One Academic All-District team and the Pac-12 All-Academic First Team
- In 2012, became the first freshman starting center for Oregon State since Roger Levasa in 1978. Was just one of two true freshmen in the country to start their team's season opener at center. Earned All-Pac-12 honorable mention and was named Freshman All-America by *Phil Steele* and *CBSSports.com*



Height: 5-10

Weight: 208

Date Of Birth: January 20, 1994

Hometown: Elkton, MD

HS: Eastern Christian Academy
(Elkton, MD)

College: West Virginia

NFL Experience: Rookie

Draft Pick: D5a-16

(153rd overall) by
Philadelphia

VITALS



WEST VIRGINIA SINGLE-SEASON RUSHING YARDS

1. Steve Slaton (2006)	1,744
2. Avon Cobourne (2002)	1,710
3. Amos Zereoue (1997)	1,589
4. Wendell Smallwood (2015)	1,519

THREE-STEP DROP

In any other sport, what position would you play and what team:

Shooting guard for the Philadelphia 76ers

Player he tries to model his game after: Marshall Faulk

Pre-game ritual: Make myself throw up. "I don't like anything in me"

Three favorite throwback jerseys: Brian Westbrook, Eagles; Michael Vick, Falcons; Michael Jordan, North Carolina

Biggest Pet Peeve: The sound of a chalkboard

Favorite TV show: *Martin*

First Job: Counselor at the YMCA

Favorite quote: "Do you not know that in a race all the runners run, but only one gets the prize? Run in such a way as to get the prize"

- Corinthians 9:24

"Here is a guy I think can be explosive; has shown some explosiveness. I really like the fact how he catches the football out of the backfield. I think that is something that is just a gift that he has. He's a natural; a natural pass catcher."

-Eagles head coach Doug Pederson

A native of nearby Wilmington, DE, and a fan of the Eagles during his childhood, Wendell Smallwood joined his hometown team after being selected in the 5th round of the 2016 draft from West Virginia. In 2015, Smallwood was named WVU's offensive player of the year and earned All-Big 12 second-team honors after setting career highs with 1,519 yards and 12 touchdowns on 238 carries (6.4 avg.).

2016 HIGHLIGHTS

- Made his first career NFL start vs. GB (11/28). Rushed for 37 yards on 9 attempts (4.1), while adding 10 yards on 1 reception
- Led the Eagles in rush attempts (13) and rushing yards (48) at Sea. (11/20), while adding career highs in receptions (4) and receiving yards (31)
- Contributed to the Eagles' 208-yard rushing attack with a 70-yard performance on 13 carries (5.4 avg.) in the 24-15 victory vs. Atlanta (11/13)
- Carried the ball twice for 25 yards (12.5 avg.), including a game-long and career-best 19-yard rush in the first quarter at NYG (11/6). Also posted 2 kickoff returns for 50 yards (25.0 avg.)
- Registered an 86-yard kickoff return TD at Was. (10/16). Was the Eagles' first kickoff return TD since Josh Huff on 11/23/14 vs. Ten. (107 yards). In 2016, Smallwood and Huff (98-yard kickoff return TD vs. Min. on 10/23) became the first duo in Eagles history and the fifth in the NFL since the 1970 merger to produce kickoff return TDs in consecutive weeks
- Led the team with 17 carries for 79 yards (4.6 avg.), including a 1-yard TD, the first of his NFL career. His 79 yards were the most by an Eagles rookie since Bryce Brown on 12/2/12 at Dal. (169 yards)
- Combined for 16 yards on two carries and returned a kickoff for a career-high 30 yards in the *Monday Night Football* victory at Chi. (9/19)
- Appeared in his first NFL game in the season debut vs. Cle. (9/11). Returned a kickoff for a team-high 23 yards and had one carry on offense

INJURY REPORT

- Was placed on Injured Reserve after sustaining a knee injury vs. Was. (12/11)

BIRDSEED

- Grew up a fan of the Eagles in nearby Wilmington. One of his favorite games he attended was the Eagles-Packers playoff game on January 11, 2004 when he witnessed the Eagles' 4th and 26 conversion that led to a comeback win in overtime



SMALLWOOD'S CAREER STATISTICS

Year	Team	GP/GS	RUSHING					RECEIVING					OFF SNAPS		
			Att	Yds	Avg	Lg	TD	No	Yds	Avg	Lg	TD	TYS	No	Pct
2016	Philadelphia	13/3	77	312	4.1	19	1	6	55	9.2	18	0	367	164	16%
Totals		13/3	77	312	4.1	19	1	6	55	9.2	18	0	367	164	16%

ADDITIONAL CAREER STATISTICS

Kick Returns: 9-261 (29.0 avg.), 86-yard TD Fumbles/Lost: 1/1 Special Teams Tackles: 2

2016 GAME-BY-GAME STATISTICS

Date	Opp	W/L	GP/GS	RUSHING					RECEIVING					SNAPS		
				Att	Yds	Avg	Lg	TD	No	Yds	Avg	Lg	TD	TYS	No	Pct
Sep 11	Cle	W	1/0	1	1	1.0	1	0	0	0	---	--	0	1	2	3%
Sep 19	at Chi	W	1/0	2	16	8.0	11	0	0	0	---	--	0	16	5	7%
Sep 25	Pit	W	1/0	17	79	4.6	14	1	0	0	---	--	0	79	24	37%
Oct 9	at Det	L	1/0	0	0	---	--	0	0	0	---	--	0	0	1	2%
Oct 16	at Was	L	1/0	4	6	1.5	7	0	1	14	14.0	14	0	20	10	19%
Oct 23	Min	W	1/0	4	13	3.3	4	0	0	0	---	--	0	13	5	9%
Oct 30	at Dal	L	1/0	1	-5	-5.0	-5	0	0	0	---	--	0	-5	1	1%
Nov 6	at NYG	L	1/0	2	25	12.5	19	0	0	0	---	--	0	25	4	5%
Nov 13	Atl	W	1/0	13	70	5.4	19	0	0	0	---	--	0	70	19	24%
Nov 20	at Sea	L	1/0	13	48	3.7	18	0	4	31	7.8	18	0	79	38	48%
Nov 28	GB	L	1/1	9	37	4.1	9	0	1	10	10.0	10	0	47	22	37%
Dec 4	at Cin	L	1/1	8	19	2.4	9	0	0	0	---	--	0	19	24	30%
Dec 11	Was	L	1/1	3	3	1.0	5	0	0	0	---	--	0	3	9	12%
PLACED ON INJURED RESERVE (KNEE) (12/12)																
Totals			13/3	77	312	4.1	19	1	6	55	9.2	18	0	367	164	16%

BIRDSEED - Cont.

- His favorite Eagle all-time was Duce Staley, who now serves as his position coach. "I was star-struck at the combine after meeting him. I even asked for a picture with him"

PERSONAL

- Son of Nichelle Barber and Wendell Smallwood. He has a pit bull named Prince
- Played his first three high school seasons at Red Lion Christian Academy in Bear, DE, before finishing high school at Eastern Christian Academy in Elkton, MD
- Began playing football as a fullback and guard for the Claymont (DE) Falcons as a seven-year old
- Names fishing as his primary hobby
- Grew up a fan of all the Philadelphia pro teams as well as Floyd Mayweather
- Majored in criminology at West Virginia with a minor in communications
- Twitter: @WSsmallwood28

COLLEGE HIGHLIGHTS

- Appeared in 38 games with 22 starts for the West Virginia Mountaineers and finished his three-year college career with 425 carries for 2,462 yards (5.8) and 12 touchdowns. Despite playing just three seasons, finished his career ranked ninth all time on the school's rushing list
- Compiled 68 career receptions for 618 yards (9.1 avg.), finishing fifth all-time among running backs in school history in both receptions and yards
- Enjoyed a breakout year as a junior in 2015 and was named West Virginia's offensive player of the year after leading the Big 12 in rushing yards with the fourth-highest single-season rushing total in school history (1,519). Was also named second-team All-Big 12 by the *Associated Press*
- Played in 13 games with nine starts as a sophomore in 2014 and finished the season with 722 yards and two scores on 148 carries (4.9 avg.). His 31 receptions tied for the fifth-most in a single season by a running back in West Virginia annals
- As a freshman in 2013, played in 12 games and rushed 39 times for 221 yards (5.7 avg.) and one score. As a kick returner, racked up 541 yards on 30 returns (18.3 avg.)

TRANSACTIONS

- 2016 Drafted by PHI in 5th round ... signed 4-year contract
12/12/16 Placed on Injured Reserve (knee)



VITALS

Height: 5-11

Weight: 189

Date Of Birth: May 10, 1993

Hometown: Burnsville, MN

HS: Burnsville

College: North Dakota State

NFL Experience: Rookie

Acquired: RFA (2016)



THREE-STEP DROP

If he could play another sport, what team/position: SG, Timberwolves

Three favorite throwback jerseys: Randy Moss, Vikings; Tom Brady, Patriots; Lionel Messi, Argentina

Biggest pet peeve: People who tap their feet

Hobbies: Video games (*Call of Duty*), going out on the lake, movies

Bucket list: Attending the World Cup

First job: Employee at McDonald's

If he could be any superhero, he would be: The Flash

Favorite meal: Seafood, especially shrimp

Favorite athletes/teams: Marshall Faulk, LeBron James, Minnesota Vikings

Favorite movie: *The Incredibles*

Favorite TV show: *Game of Thrones*

Favorite musical artist: J. Cole

Favorite Halloween costume from his childhood: The red Power Ranger

After originally signing with the Eagles as a rookie free agent following the 2016 NFL Draft and joining the team's practice squad following the final roster cutdown, C.J. Smith was signed to the Eagles 53-man roster on October 13, 2016. Smith led the Missouri Valley Football Conference (MVFC) in pass breakups in back-to-back seasons (2013-14), finishing his career ranked fourth in FCS history with 57 passes defended. The senior team captain played in 58 games (44 starts) for the Bison and recorded 139 tackles and eight interceptions.

BIRDSEED

- While his parents played an influential role in his life growing up, C.J. had another mentor along the way who helped him develop as a football player. Chris Rogers, an undrafted rookie from Howard University who signed with the Vikings in 1999, met C.J. in middle school and they have kept in touch ever since



2016 HIGHLIGHTS

- Recorded a special teams tackle vs. Was. (12/11)
- Logged his first career tackle on special teams at Cin. (12/4)
- Appeared in his first NFL game at Dal. (10/30), playing on special teams in the fourth quarter

COLLEGE HIGHLIGHTS

- A three-year starter for North Dakota State, rounded out his career ranked second in school annals and fourth in FCS history with 57 passes defended. Tallied career numbers of 139 tackles and eight interceptions in 58 total games (44 starts)
- A senior team captain in 2015, earned All-MVFC first-team honors after leading the conference and ranking eighth in the FCS with 1.54 passes defended per game. His 20 passes defended (16 pass breakups, four interceptions) ranked fourth in NDSU single-season school history. Started all 13 games and totaled 38 tackles and one sack
- Started 15 games as a junior in 2014, ranking first in the conference with 18 pass breakups, while contributing a career-best 47 tackles
- Earned All-MVFC honorable mention accolades in 2013, as he led the conference with 15 pass breakups and compiled 42 tackles and three INTs
- As a redshirt freshman in 2012, contributed on special teams and racked up 12 tackles on defense

PERSONAL

- Started out playing soccer and did not begin playing football until the fifth grade
- Always wanted to have the ability to draw
- A three-year starter at Burnsville (MN) HS, was recognized as the South Suburban Conference Offensive POY. Also picked up all-conference honors after rushing for 1,700 yards and adding 16 TDs
- Was also a member of the basketball team

**PERSONAL - Cont.**

- Earned his degree from NDSU in sports management with a minor in business administration
- Hopes to pursue a graduate degree in education
- Son of Charles Smith and Jackie McQuerry. Has two sisters, Jasmine and Chasity

TRANSACTIONS

- 2016 Signed by PHI as a rookie free agent
 9/4/16 Waived by PHI
 9/5/16 Signed by PHI to the practice squad
 10/13/16 Signed by PHI to 53-man roster

SMITH'S CAREER STATISTICS

Year	Team	GP/GS	TACKLES					PASS DEFENSE					FUMBLES			DEF SNAPS		ST		
			Total	Solo	Asst	TFL	Sacks	Int	Yards	Lg	TD	KD	FF	FR	Yards	Played	Pct			
2016	Philadelphia	9/0	0	0	0	0	0.0	0	--	--	0	0	0	0	0	0	0	1	0%	2
Totals		9/0	0	0	0	0	0.0	0	--	--	0	0	0	0	0	0	0	---	---	2

2016 GAME-BY-GAME STATISTICS

Date	Opp	W/L	GP/GS	S	A	TT	Sac	Hur	Int	Yds	Lg	KD	FF	FR	Snaps	Pct
SIGNED TO EAGLES 53-MAN ROSTER FROM THE PRACTICE SQUAD (10/13/16)																
Oct 16	at Was	L	0/0	INACTIVE												
Oct 23	Min	W	0/0	INACTIVE												
Oct 30	at Dal	L	1/0	0	0	0	0.0	0	0	0	--	0	0	0	0	0%
Nov 6	at NYG	L	1/0	0	0	0	0.0	0	0	0	--	0	0	0	0	0%
Nov 13	Atl	W	1/0	0	0	0	0.0	0	0	0	--	0	0	0	1	0%
Nov 20	at Sea	L	1/0	0	0	0	0.0	0	0	0	--	0	0	0	0	0%
Nov 28	GB	L	1/0	0	0	0	0.0	0	0	0	--	0	0	0	0	0%
Dec 4	at Cin	L	1/0	0	0	0	0.0	0	0	0	--	0	0	0	0	0%
Dec 11	Was	L	1/0	0	0	0	0.0	0	0	0	--	0	0	0	0	0%
Dec 18	at Bal	L	1/0	0	0	0	0.0	0	0	0	--	0	0	0	0	0%
Dec 22	NYG	W	1/0	0	0	0	0.0	0	0	0	--	0	0	0	0	0%
Jan 1	Dal															
Totals			9/0	0	0	0	0.0	0	0	0	--	0	0	0	1	0%



Height: 6-3
Weight: 251
Date Of Birth: March 31, 1992
Hometown: Columbus, GA
HS: Hardaway (Columbus, GA)
College: Louisville
NFL Experience: 3rd Year
Draft Pick: D1-14 (26th overall) by Philadelphia

VITALS

LOUISVILLE RANKINGS

SINGLE-SEASON SACKS

1. Elvis Dumervil (2005)	20.5
2. Joe Johnson (1993)	17
3. Dewayne White (2001)	15
4. Marcus Smith (2013)	14.5

CAREER SACKS

5. Mike Flores (1987-90)	27
6. Joe Johnson (1991-93)	25
7. Marcus Smith (2010-13)	24

HONORS AND AWARDS

COLLEGIATE

1st-team All-American	2013
AAC Def. POY	2013
1st-team All-AAC	2013

THREE-STEP DROP

If he could play another sport, what team/position: SG, Atlanta Hawks

Three favorite throwback jerseys: Michael Vick, red Falcons jersey;

Michael Jordan, red Bulls #45 jersey; Michael Jordan, Wizards

Biggest pet peeve: Being ignored

Left starstruck: After meeting Jay-Z at the 2014 Made In America Festival

Three items needed on deserted island: Bible, food and water

If he could be any superhero, he would be: The Flash

Nicknames: Duce, Big Marcus and Money Marc

A unique favorite meal: An egg and bacon breakfast sandwich with mayonnaise

Favorite movie: *Bad Boys II*

Favorite TV shows: *Fresh Prince of Bel Air* and *Martin*

Favorite musical artists: LeCrae, J. Cole, Jay-Z, Kanye West

Favorite Philly restaurants: Prime Stache and Marathon

Favorite hometown restaurants: J.R. Crickets and Zaxby's

“He’s an outstanding person with great character and an unbelievable young man, and that’s why I feel like he’s only going to get better and better, because he’s going to be willing to learn, and he’s one of those guys who will put the time in.”

- Former Louisville Head Coach Charlie Strong

The Eagles first-round draft choice in 2014, Marcus Smith transformed himself from a dual-threat high school quarterback to the AAC Defensive Player of the Year as a senior linebacker at Louisville. A native of Columbus, GA, the long-armed and athletic Smith garnered *USA Today* second-team All-America honors in 2013 after amassing 14.5 sacks. Originally recruited to Louisville as a quarterback, Smith made the switch to the defensive side of the ball as a freshman and went on to finish seventh in school history with 24 career sacks.

BIRDSEED

- Volunteers his time to the M2 Foundation, a charity organization that supports the sustainable transformation of individuals and the community through the advocacy of mindful-living. Smith specifically focuses his efforts on single mothers, as his sister is a single mom of three children. Follows in the footsteps of former NFL RB Warrick Dunn who also assists single-parent families through his Warrick Dunn Charities organization
- While attending a T.I. performance in Atlanta, Smith ran into a casting director who initiated an unprompted conversation about movie auditions. After getting some information on the process, Smith inquired about a role in the 2016 film, *Barbershop 3*. Smith auditioned for the part and ultimately landed it, but later declined the offer so that he could stay in Philly for the weeks leading up to OTAs. Would like to pursue another movie role at some point given his positive experience during the audition period

2016 HIGHLIGHTS

- Split a sack with DE Vinny Curry on Seahawks QB Russell Wilson at Sea. (11/20)
- Brought down Cowboys QB Dak Prescott for his first sack of the season at Dal. (10/30)

INJURY REPORT

- Injured his left shoulder vs. GB (11/28) and did not return

PERSONAL

- Has spent some of his offseasons working out with Aaron Donald, Colin Kaepernick, Martellus Bennett and Bud Dupree
- Favorite personal sports moment was when he threw a game-winning, 65-yard TD at the buzzer on a trick play against Jones County High School
- Fondly looks back on a number of Philadelphia sports memories while growing up in Columbus, GA. The two that he particularly remembers are the Sixers NBA Finals run in 2000-01 and the Eagles Super Bowl XXXIX appearance



SMITH'S CAREER STATISTICS

Year	Team	GP/GS	TACKLES					PASS DEFENSE					FUMBLES			DEF SNAPS		ST	
			Total	Solo	Asst	TFL	Sacks	Int	Yards	Lg	TD	KD	FF	FR	Yards	Played	Pct		T
2014	Philadelphia	8/0	1	0	1	0.0	0.0	0	0	0	0	0	0	0	0	0	68	6%	0
2015	Philadelphia	13/0	7	2	5	1.5	1.5	0	0	0	0	0	0	0	0	126	10%	3	
2016	Philadelphia	15/0	11	7	4	3.0	1.5	0	0	0	0	0	0	0	0	205	21%	4	
Totals		36/0	19	9	10	4.5	3.0	0	0	0	0	0	0	0	0	---	---	7	

2016 GAME-BY-GAME STATISTICS

Date	Opp	W/L	GP/GS	S	A	TT	Sac	Hur	KD	FF	FR	Snaps	Pct
Sep 11	Cle	W	1/0	0	0	0	0.0	0	0	0	0	6	12%
Sep 19	at Chi	W	1/0	0	0	0	0.0	0	0	0	0	12	23%
Sep 25	Pit	W	1/0	0	1	1	0.0	0	0	0	0	13	22%
Oct 9	at Det	L	1/0	1	0	1	0.0	0	0	0	0	8	13%
Oct 16	at Was	L	1/0	0	0	0	0.0	1	0	0	0	11	15%
Oct 23	Min	W	1/0	2	0	2	0.0	0	0	0	0	18	24%
Oct 30	at Dal	L	1/0	2	0	2	1.0	0	0	0	0	15	19%
Nov 6	at NYG	L	1/0	0	0	0	0.0	0	0	0	0	10	16%
Nov 13	Atl	W	1/0	0	0	0	0.0	0	0	0	0	9	18%
Nov 20	at Sea	L	1/0	1	1	2	0.5	0	0	0	0	21	31%
Nov 28	GB	L	1/0	0	1	1	0.0	1	0	0	0	11	15%
Dec 4	at Cin	L	1/0	1	1	2	0.0	1	0	0	0	18	28%
Dec 11	Was	L	1/0	0	0	0	0.0	1	0	0	0	12	25%
Dec 18	at Bal	L	1/0	0	0	0	0.0	0	0	0	0	15	26%
Dec 22	NYG	W	1/0	0	0	0	0.0	0	0	0	0	26	29%
Jan 1	Dal												
Totals			15/0	7	4	11	1.5	2	0	0	0	205	21%

PERSONAL - Cont.

- Chose to attend Louisville because of then-head coach Charlie Strong. After leaving his post at Florida in 2009 as the program's defensive coordinator, Strong made it a point to recruit Smith after accepting the head coaching position at Louisville
- Claims that O-linemen Trent Williams and Jonathan Cooper have been the best players he has lined up against
- Follows some of the game's top pass rushers, including Connor Barwin, Von Miller, Kahlil Mack, DeMarcus Ware, Clay Matthews, Bruce Irvin, Michael Bennett and Cliff Avril. Grew up watching the likes of Michael Jordan, Michael Vick and Vince Young
- As a standout basketball player, was on the same AAU team as Steelers LB Jarvis Jones. In fact, all five starters on the squad went on to play football for Division-I schools
- Played quarterback at Hardaway (GA) High School where he was selected to the 2009 AAA All-Region second team as a quarterback, throwing for more than 1,800 yards and 14 touchdowns. Added 227 yards and four touchdowns on the ground
- Son of Marcus Smith, Sr. and Elba Wilson. Marcus works in the maintenance department at Kodak and Elba works in customer service for both Kudzu and The Game. His mother was a student-athlete at Walter State College, who played point guard for the school's basketball team

THE RIGHT SWITCH



Since he was five years old, Marcus Smith played one position - quarterback. "I was a dual threat growing up," said Marcus. "I never played anything else." Shortly after going to Louisville, the coaches approached him about switching over to defense. In just the fourth year of his life playing defense, Marcus erupted his senior season as he racked up 14.5 sacks en route to being named the AAC Defensive Player of the Year. "I've always been a team guy, do whatever the team needs me to do. It was the best decision I ever made."

- Has an older sister, Jasmine
- Earned his degree in communications
- Follow Marcus on Twitter: @MoneyMarccc91

**Height:** 5-6**Weight:** 190**Date Of Birth:** June 20, 1983**Hometown:** Olathe, KS**HS:** Olathe North**College:** Kansas State**NFL Experience:** 12th Year**Acquired:** T-N0-2014**Draft Pick:** D4-05 (130th overall)
by San Diego**VITALS****RECEIVING STATS
SINCE 2007****Receiving Touchdowns:**

30 (1st among NFL RBs)

Receiving Yards:

4,569 (1st among NFL RBs)

Receptions:

519 (1st among NFL RBs)

**NFL CAREER
ALL-PURPOSE YARDAGE
LEADERS**

5. Tim Brown (1988-2004)	19,682
6. Marshall Faulk (1994-2005)	19,190
7. Steve Smith Sr. (2001-present)	19,146
8. Darren Sproles (2005-present)	18,975

WEEKLY NFL ACCOLADES

NFC Special Teams POW (9/27/15 at NYJ)

NFC Special Teams POW (11/10/14 vs. Car.)

NFC Special Teams POW (9/28/14 at SF)

NFC Offensive POW (9/15/14 at Ind.)

AFC Special Teams POW (11/11/07 vs. Ind.)

THREE-STEP DROP**If he could play another sport, what team/position:** PG, Chicago Bulls**Three favorite throwback jerseys:** LaDainian Tomlinson, Chargers; Steve Atwater, Broncos; Marshall Faulk, Rams**Left starstruck:** Meeting Michael Jordan at NBA All-Star Weekend in Houston**Biggest pet peeve:** Liars**Talent he'd most like to have:** Ability to play drums**Actor that would play him in a movie:** Omar Epps**If he could be any superhero, he would be:** Batman**First job:** Working on the assembly line at Culligan Water**Hobby:** Golfing**Favorite team growing up:** Kansas City Chiefs**Favorite meal:** Grandma's fried chicken**Favorite TV show:** *The Wire***Pro Bowl: 2015, 2016**

One of the most versatile weapons in the NFL, the Eagles acquired Darren Sproles in a trade with the New Orleans Saints and signed the back to a two-year extension during the 2014 offseason. In July 2016, Sproles signed his second Eagles contract: a one-year extension that will keep him in Philadelphia through 2017. The multi-dimensional threat at running back, receiver and returner has led the NFL in all-purpose yards since 2007 and all running backs in receiving touchdowns and receiving yards during that span. One of the league's premier return men since entering the league as a fourth-round pick of the Chargers in 2005, Sproles has nine career return touchdowns on both punts (seven) and kickoffs (two).

CAREER HIGHLIGHTS

- Leads the NFL with 17,279 all-purpose yards since 2007 and is 2nd among all active players in the category with 18,975 all-purpose yards, trailing only Steve Smith, Sr. (19,146)
- Is first player in NFL history 30+ receiving TDs (30), 20+ rushing TDs (22) and 5+ total kick and punt return TDs (9). Is only the eighth player in NFL history with 30+ receiving TDs and 20+ rushing TDs, joining Brian Westbrook (2001-10), Marshall Faulk (1994-2005), Keith Byars (1986-98), James Brookes (1981-92), John David Crow (1958-68), Lenny Moore (1956-67) and Frank Gifford (1952-64)
- Is just the second player in NFL history with 500+ career receptions, 500+ career rush attempts and 500+ career kickoff and punt returns, joining Eric Metcalf (541 receptions, 630 rush attempts, 631 kickoff and punt returns from 1989-2002)
- Has registered 300+ receiving yards in nine consecutive seasons, marking the longest streak by an NFL RB since Tiki Barber (1998-2006)
- Ranks 7th in NFL history in combined kick and punt return yards (11,132) and 8th in kick return yards (8,350)
- Boasts 9 career return TDs (7 punts and 2 kickoffs), which ranks tied for 6th all-time and tied for 2nd among active players with Jacoby Jones, while trailing only Devin Hester (19). His 7 career punt return scores are tied for 7th in NFL history
- Ranks 12th in NFL history among running backs with 30 career receiving touchdowns
- One of the NFL's premiere threats catching the ball out of the backfield, leads all NFL RBs since 2007 in receptions (519), receiving yards (4,569) and receiving TDs (30)
- Is one of just four players in NFL history with at least two games with both a punt return touchdown and rushing touchdown in the same contest, joining Gale Sayers, Ockie Anderson and Curly Oden
- Ranks tied for 1st in Eagles history in punt return touchdowns with 4, along with WR DeSean Jackson. Is the only player in team history to have multiple seasons with at least 2 punt return scores



CAREER HIGHLIGHTS - Cont.

- Earned second-team AP All-Pro and Pro Bowl honors as a punt returner in 2014 after leading the NFL in punt return average (13.0), punt return yards (506) and tying for the lead in TDs (two)
- Set an NFL postseason record with 15 catches for 118 yards in a NFC Divisional game at SF (1/14)

2016 HIGHLIGHTS

- Rushed 7 times for 40 yards, including a 25-yard TD in the first quarter, while adding 23 yards on 2 receptions vs. NYG (12/22)
- Recorded 49 yards from scrimmage (14 rushing, 35 receiving), including a 2-yard rushing TD at Cin. (12/4)
- Served as the Eagles' primary running back at NYG (11/7), leading the team in both rush attempts (13) and rushing yards (57). Also added 76 yards on 2 punt returns, including a season-best 66-yard return in the second quarter. His 147 all-purpose yards are the most by an Eagles player in 2016
- Led the Eagles in rushing yards (86), scrimmage yards (103) and all-purpose yards (112) at Dal. (10/30). His 15 rush attempts tied for the 3rd-highest single-game total of his career
- Combined for a team-high 74 all-purpose yards at Det. (10/9) and led the Eagles with 45 rushing yards on 5 carries (9.0 avg.)
- Totaled 128 yards and one TD on six receptions, including a 73-yard TD, in the 34-3 win vs. Pit. (9/25). Was the 2nd-longest catch of his NFL career and longest by an Eagles RB since Herschel Walker on 9/4/94 (93 yards)
- Led the team in rushing yards (40) and rush attempts (12) and added eight yards on two receptions in the win at Chi. (9/19)

MULTI-TOUCHDOWN GAMES (14)

Date	Opponent	Rush	Rec.	Return	Total
12/25/09	at Tennessee (W)	2	1	0	3
9/27/15	at New York Jets (W)	1	0	1	2
11/10/14	vs. Carolina (W)	1	0	1	2
11/10/13	vs. Dallas (W)	1	1	0	2
9/30/13	vs. Miami (W)	1	1	0	2
12/9/12	at New York Giants (L)	1	1	0	2
1/7/12	vs. Detroit - NFC WC (W)	2	0	0	2
10/23/11	vs. Indianapolis (W)	1	1	0	2
1/3/09	vs. Ind. - AFC WC (W)	2	0	0	2
12/28/08	vs. Denver (W)	1	1	0	2
12/4/08	vs. Oakland (W)	0	2	0	2
9/14/08	at Denver (L)	0	1	1	2
12/16/07	vs. Detroit (W)	2	0	0	2
11/11/07	vs. Indianapolis (W)	0	0	2	2

CAREER HIGHS

Rushes	25	12/16/07 vs. Det.
Rushing Yds	122	12/16/07 vs. Det.
Rushing Long	49t	9/7/14 vs. Jax.
Rushing TDs	2	2x - 1/7/12 vs. Det. - NFC WC
	2	2x - 12/25/09 at Ten.
Receptions	15	1/14/12 at SF - NFC Div.
Receiving Yds	152	9/15/14 at Ind.
Receiving Long	81t	9/20/09 vs. Bal.
Receiving TDs	2	12/4/08 vs. Oak.
Punt Returns	7	11/15/15 vs. Mia.
Punt Return Yds	115	12/6/15 at NE
Punt Return Lg	89t	9/27/15 at NYJ
Kick Returns	8	10/26/08 at NO
Kick Return Yds	201	10/26/08 at NO
Kick Return Lg	103t	9/14/08 at Den.

RETURN TOUCHDOWNS (9)

Yds	Date	Opponent
103 (KR)	9/14/08	at Denver (L)
89 (KR)	11/11/07	vs. Indianapolis (W)
89 (PR)	9/27/15	at New York Jets (W)
83 (PR)	12/6/15	at New England (W)
82 (PR)	9/28/14	at San Francisco (L)
77 (PR)	10/19/09	vs. Denver (L)
72 (PR)	9/8/11	at Green Bay (L)
65 (PR)	11/10/14	vs. Carolina (W)
45 (PR)	11/11/07	vs. Indianapolis (W)

100-YARD RECEIVING GAMES (7)

Yds	Date	Opponent	Rec	TD
152	9/15/14	at Indianapolis (W)	7	0
128	9/25/16	vs. Pittsburgh (W)	6	1
128	9/16/12	at Carolina (L)	13	0
124	9/20/09	vs. Baltimore (L)	7	1
118	1/14/12	at SF - NFC Div. (L)	15	1
114	9/30/13	vs. Miami (W)	7	1
104	12/23/12	at Dallas (W)	7	0

100-YARD RUSHING GAMES (3)

Yds	Date	Opp	Rushes	TD
122	12/16/07	vs. Detroit (W)	25	2
115	12/28/08	vs. Denver (W)	14	1
105	1/3/09	vs. Ind. - AFC WC (W)	22	2



SPROLES' CAREER STATISTICS

Year	Team	GP/GS	RUSHING					RECEIVING					OFF SNAPS			PUNT RETURNS					KICK RETURNS						
			Att	Yds	Avg	Lg	TD	No	Yds	Avg	Lg	TD	TYS	No	Pct	No	FC	Yds	Avg	Lg	TD	No	Yds	Avg	Lg	TD	
2005	San Diego	15/0	8	50	6.3	21	0	3	10	3.3	6	0	60	NA	NA	18	5	108	6.0	23	0	63	1528	24.3	58	0	
2006	San Diego	0/0	INJURED RESERVE (ANKLE)																								
2007	San Diego	15/0	37	164	4.4	34	2	10	31	3.1	14	0	195	NA	NA	24	2	229	9.5	45t	1	37	1008	27.2	89t	1	
2008	San Diego	16/0	61	330	5.4	37	1	29	342	11.8	66t	5	672	NA	NA	22	12	249	11.3	43	0	53	1376	26.0	103t	1	
2009	San Diego	16/2	93	343	3.7	21	3	45	497	11.0	81t	4	840	NA	NA	26	12	183	7.0	77t	1	54	1300	24.1	66	0	
2010	San Diego	16/3	50	267	5.3	34	0	59	520	8.8	57t	2	787	NA	NA	24	11	166	6.9	16	0	51	1257	24.6	45	0	
2011	New Orleans	16/4	87	603	6.9	36	2	86	710	8.3	39	7	1313	NA	NA	29	19	294	10.1	72t	1	40	1089	27.2	92	0	
2012	New Orleans	13/6	48	244	5.1	47	1	75	667	8.9	44	7	911	444	40%	23	14	183	8.0	37	0	18	483	26.8	48	0	
2013	New Orleans	15/4	53	220	4.2	38	2	71	604	8.5	48	2	824	357	32%	29	21	194	6.7	28	0	12	225	21.3	32	0	
2014	Philadelphia	15/0	57	329	5.8	49t	6	40	387	9.7	57	0	716	337	29%	39	16	506	13.0	82t	2	1	15	15.0	15	0	
2015	Philadelphia	16/4	83	317	3.8	27	3	55	388	7.1	35t	1	705	394	34%	38	18	446	11.7	89t	2	1	20	20.0	20	0	
2016	Philadelphia	14/4	85	406	4.8	25t	2	49	423	8.6	73t	2	829	482	46%	17	12	224	13.2	66	0	1	19	19.0	19	0	
Totals		167/27	662	3273	4.9	49t	22	522	4579	8.8	81t	30	7852	---	---	289	142	2782	9.6	89t	7	331	8350	25.2	103t	2	

PLAYOFFS

2006	San Diego	0/0	INJURED RESERVE (ANKLE)																								
2007	San Diego	3/0	4	35	8.8	26	0	3	61	20.3	56t	1	96	NA	NA	5	2	28	5.6	13	0	10	223	22.3	30	0	
2008	San Diego	2/1	33	120	3.6	22t	2	10	136	13.6	62t	1	256	NA	NA	5	0	76	15.2	28	0	9	270	30.0	63	0	
2009	San Diego	1/0	3	33	11.0	22	0	3	30	10.0	19	0	63	NA	NA	2	1	3	1.5	3	0	2	44	22.0	27	0	
2011	New Orleans	2/2	13	54	4.2	17t	2	19	152	8.0	44t	1	206	NA	NA	5	2	33	6.6	13	0	4	92	23.0	28	0	
2013	New Orleans	2/0	7	31	4.4	13	0	9	63	7.0	14	0	94	62	42%	3	2	31	10.3	14	0	6	141	23.5	39	0	
Totals		10/3	60	273	4.6	26	4	44	442	10.0	62t	3	715	---	---	20	7	171	8.6	28	0	31	770	24.8	63	0	

ADDITIONAL CAREER STATISTICS

Fumbles/Lost: (20/11) - 2005 (3/2), 2007 (1/0), 2008 (3/2), 2009 (3/1), 2010 (3/3), 2013 (2/2), 2014 (2/1), 2015 (2/0), 2016 (1/0)

2016 GAME-BY-GAME STATISTICS

Date	Opp	W/L	GP/GS	RUSHING					RECEIVING					SNAPS			PUNT RETURNS					KICK RETURNS						
				Att	Yds	Avg	Lg	TD	No	Yds	Avg	Lg	TD	TYS	No	Pct	No	FC	Yds	Avg	Lg	TD	No	Yds	Avg	Lg	TD	
Sep 11	Cle	W	1/1	5	12	2.4	6	0	2	24	12.0	15	0	36	38	49%	4	1	59	14.8	40	0	1	19	19.0	19	0	
Sep 19	at Chi	W	1/1	12	40	3.3	14	0	2	8	4.0	6	0	48	41	57%	0	3	--	--	--	0	0	--	--	--	0	
Sep 25	Pit	W	1/0	2	-1	-0.5	0	0	6	128	21.3	73t	1	127	24	48%	2	0	16	8.0	14	0	0	--	--	--	0	
Oct 9	at Det	L	1/0	5	45	9.0	15	0	4	23	5.8	11	0	68	34	56%	1	0	6	6.0	6	0	0	--	--	--	0	
Oct 16	at Was	L	1/0	4	20	5.0	11	0	1	4	4.0	4	0	24	23	44%	3	0	31	10.3	14	0	0	--	--	--	0	
Oct 23	Min	W	1/0	3	26	8.7	17	0	2	23	11.5	19	0	49	26	45%	0	1	--	--	--	0	0	--	--	--	0	
Oct 30	at Dal	L	1/0	15	86	5.7	19	0	5	17	3.4	12	0	103	63	81%	2	1	9	4.5	9	0	0	--	--	--	0	
Nov 6	at NYG	L	1/1	13	57	4.4	17	0	3	14	4.7	6	0	71	60	80%	2	1	76	38.0	66	0	0	--	--	--	0	
Nov 13	Atl	W	1/0	2	19	9.5	11	0	8	57	7.1	12	0	76	31	39%	0	3	--	--	--	0	0	--	--	--	0	
Nov 20	at Sea	L	1/1	2	15	7.5	8	0	1	6	6.0	6	0	21	10	13%	1	1	15	15.0	15	0	0	--	--	--	0	
Nov 28	GB	L	1/0	3	6	2.0	3	0	5	48	9.6	17	0	54	31	53%	0	0	--	--	--	0	0	--	--	--	0	
Dec 4	at Cin	L	1/0	7	14	2.0	5	1	6	35	5.8	8	0	49	44	55%	1	0	7	7.0	7	0	0	--	--	--	0	
Dec 11	Was	L	1/0	5	27	5.4	8	0	2	13	6.5	9	1	40	30	38%	1	0	5	5.0	5	0	0	--	--	--	0	
Dec 18	at Bal	L	0/0	INACTIVE (CONCUSSION)																								
Dec 22	NYG	W	1/0	7	40	5.7	25t	1	2	23	11.5	17	0	63	27	48%	0	1	--	--	--	0	0	--	--	--	0	
Jan 1	Dal																											
Totals			14/4	85	406	4.8	25t	2	49	423	8.6	73t	2	829	482	46%	17	12	224	13.2	66	0	1	19	19.0	19	0	

**Height:** 5-9**Weight:** 192**Date Of Birth:** August 9, 1989**Hometown:** St. Augustine, FL**HS:** St. Augustine**College:** Florida**NFL Experience:** 4th Year**Acquired:** FA-15**Draft Pick:** D5-13 (166th overall)
by Miami**VITALS****2016 NFL LEADERS
MOST FIELD GOALS**

Player	FGs
1. Justin Tucker (Bal.)	37
2. Nick Novak	34
3. Caleb Sturgis	33
2 others	33

**MOST FGs, SEASON
EAGLES HISTORY**

Player	FGs
1. Caleb Sturgis (2016)	33
David Akers (2008)	33
3. Cody Parkey (2014)	32
2 others	32

**LONGEST FIELD GOALS IN
EAGLES HISTORY**

1. Tony Franklin (11/12/79 at Dal.)	59
2. David Akers (9/14/03 vs. NE)	57
3. Caleb Sturgis (10/30/16 at Dal.)	55

THREE-STEP DROP**Favorite meal:** Burrito bowl**Favorite TV show:** Vikings**If he could play another sport, what position/team:** Center mid, Barcelona**Bucket list:** Watching the US Men's National Team win a World Cup, and attending a World Cup match**Pet peeve:** Slow golfers**First jobs:** Helped a family friend build remote control helicopters for \$10 an hour when he was 16**Favorite team growing up:** Jacksonville Jaguars**Favorite TV show:** Vikings**Favorite book:** Bible**Favorite part about Philly:** Great food; enjoys being able to walk everywhere**Favorite restaurants in Philly:** Saloon, El Camino

Originally a fifth-round draft choice of the Miami Dolphins in 2013, Caleb Sturgis was signed by the Eagles following Week 3 of the 2015 regular season and has developed into one of the top kickers in the NFL. A four-year letterman at the University of Florida, Sturgis converted 70-of-88 attempts (79.5%) in his career and was a two-time finalist for the coveted Lou Groza Award (2011, '12).

2016 HIGHLIGHTS

- His 33 field goals this season are tied for the third-highest total in the NFL and his 126 points are fourth. Those totals also rank tied for first and sixth in Eagles single-season history
- Has made four 50-plus yard field goals this season, tying Cody Parkey (four in 2014) for the team record in that category
- Connected on 18 consecutive field goal attempts which is a career high the second-longest streak in team history
- Despite heavy winds, tied a career high after making all four attempts at Bal. (12/18)
- Made both of his field goal attempts vs. GB (11/28), including his fourth 50-yarder of the season and a 48 yarder
- Went 3-3 at Dal. (10/30), including a career-long 55-yarder that ranks as the third-longest in Eagles history
- Nailed all three of his field goal attempts at Det. (10/9), including his 10th-career 50-plus yarder, and his fourth as an Eagle
- Connected on all three of his attempts, including a 53-yarder at Chi. (9/19), tying for the second-longest field goal of his career and the fifth-longest in team history. It was his 12th career three-FG game

BIRDSEED

- Grew up in a family with six children (two girls, four boys), who were all homeschooled by his mom, Karen. His dad, Smiley, is a pastor at Good News Church in St. Augustine
- Caleb's brother, Nathan, is a professional soccer player who currently plays for the Seattle Sounders
- Growing up in St. Augustine, FL, Sturgis was a big fan of the Jacksonville Jaguars as a kid and even went to their training camp practices when he was eight years old. His first jerseys were Mark Brunell and Natrone Means
- Always seems to enjoy his most successful games in his home state of Florida. As a sophomore in high school, he hit a 49-yarder in Sun Life Stadium. He later hit a career-long 56 yarder as a sophomore at Florida against Georgia at EverBank Field. Two of his 50-plus yarders in the NFL have come in the state of Florida as well

PERSONAL

- Sturgis met his wife, Kimberly, at the University of Florida, where she was a cheerleader. She is currently a fitness instructor in Gainesville, FL
- Attended St. Augustine (FL) High School where he earned first-team Class 3A All-State honors as a senior placekicker



STURGIS' CAREER STATISTICS

Year	Team	GP	FG-FGA	Pct	Lg	Blk	XP-XPA	Pct	Blk	Pts	KOs	TB	STT
2013	Miami	16	26-34	76.5	54	1	33-33	100.0	0	111	74	38	2
2014	Miami	16	29-37	78.4	53	2	41-41	100.0	0	128	85	37	3
2015	Philadelphia	13	18-22	81.8	53	0	35-37	94.6	0	89	68	39	1
2016	Philadelphia	15	33-38	86.8	55	1	27-28	96.4	0	126	81	43	0
Totals		60	106-131	80.9	55	4	136-139	97.8	0	454	308	157	6

CAREER HIGHS

FGs	4	3x - 12/18/16 at Bal.
FG Atts.	4	11x - 12/18/16 at Bal.
Long	55	10/30/16 at Dal.
Long Att.	57	10/6/13 vs. Bal.
PATs	5	4x - 1/3/16 at NYG
Points	15	2x - 10/11/15 vs NO

STURGIS' CAREER
REGULAR SEASON FG SPLITS

	FG-FGA	Pct	Lg
vs. NFC	53-63	84.1	55
vs. AFC	53-68	77.9	54
Home	56-68	82.3	51
Away	50-63	79.3	55
Turf	26-34	76.5	55
Grass	80-97	82.5	53
Indoors	12-12	100.0	55
Outdoors	94-119	79.0	54
September	22-24	91.7	54
October	30-39	76.9	55
November	27-34	79.4	53
December	27-34	79.4	53
When Tied	18-23	78.3	55

2016 GAME-BY-GAME STATISTICS

Date	Opp	W/L	FG-FGA	Pct	Lg	Blk	XP-XPA	Pct	Blk	Pts	Kick By Kick
Sep 11	Cle	W	2-3	66.7	38	0	3-3	100.0	0	9	46N, 22, 38
Sep 19	at Chi	W	3-3	100.0	53	0	2-3	66.7	0	11	25, 29, 53
Sep 25	Pit	W	2-2	100.0	38	0	4-4	100.0	0	10	29, 38
Oct 9	at Det	L	3-3	100.0	50	0	2-2	100.0	0	11	50, 33, 49
Oct 16	at Was	L	2-2	100.0	38	0	2-2	100.0	0	8	38, 28
Oct 23	Min	W	2-2	100.0	35	0	1-1	100.0	0	7	35, 21
Oct 30	at Dal	L	3-3	100.0	55	0	2-2	100.0	0	11	30, 55, 34
Nov 6	at NYG	L	3-4	75.0	38	1	2-2	100.0	0	11	34, 40B, 26, 38
Nov 13	Atl	W	3-5	60.0	48	0	1-1	100.0	0	10	44N, 29, 55N, 25, 48
Nov 20	at Sea	L	0-0	0.0	0	0	1-1	100.0	0	1	
Nov 28	GB	L	2-2	100.0	50	0	1-1	100.0	0	7	48, 50
Dec 4	at Cin	L	0-1	0.0	0	0	2-2	100.0	0	2	51N
Dec 11	Was	L	3-3	100.0	45	0	1-1	100.0	0	10	45, 36, 41
Dec 18	at Bal	L	4-4	100.0	45	0	0-0	0.0	0	12	45, 34, 27, 29
Dec 22	NYG	W	1-1	100.0	41	0	3-3	100.0	0	6	41
Jan 1	Dal										
Totals			33-38	86.8	55	1	27-28	96.4	0	126	

PERSONAL (Continued)

- Did not start playing football until his sophomore year in high school when his high school coach approached him about it. He went on to hit a 49-yard field goal that year in Sun Life Stadium, which is when he realized he had a potential future as a kicker
- Also competed as a forward on St. Augustine's soccer team and for the Julington Creek club
- Says the biggest influence on his career has been his older brother, Nathan. "It's been great to be able to learn from somebody who is also playing a professional sport"
- Enjoys golf and other leisure sports. "Whether it's golf or cornhole, I'm very competitive"
- During the offseason, Sturgis spends some of his free time helping his dad, who is a pastor at Good News Church and works to start other churches around the country

2015 HIGHLIGHTS

- Recorded his 11th-career game with three or more field goals after making all three of his attempts vs. Buf. (12/13)
- Booted two field goals in a win at Dal. (11/8), including a 53-yarder which tied the second-longest kick of his career. He became just the second Eagle ever with a 50-plus yard field goal in back-to-back games and the first since Tom Dempsey in 1971. His go-ahead 53-yarder late in the fourth quarter tied for the fifth-longest in team history
- Converted 3-of-4 field goals at Car. (10/25), including a 52-yarder which marked his seventh 50-plus-yard field goal of his career and tied for the eighth longest kick in team history
- Connected on all four of his field goal attempts vs. NO (10/11) to tie a career high. Became the 12th Eagles kicker to have four field goals in a game, but just the second to do so by his second game with the team (Paul McFadden in 1984)



VITALS
Height: 6-6
Weight: 290
Date Of Birth: June 5, 1990
Hometown: Dyersville, IA
HS: Beckman Catholic (Dyersville, IA)
College: Iowa
NFL Experience: 4th Year
Acquired: RFA (2013)

CAREER TIMELINE

2008: Walked on at Iowa
2010: Saw first action as sophomore
2011: Made first collegiate start
2012: Honorable Mention All-Big Ten
2013: Signed with Philadelphia Eagles
2014: Made first NFL start

THREE-STEP DROP

Trade places with for a day: Wild Bill Hickok, a folk hero from the American Old West

Hobbies: Hunting and fishing

If not playing football, he would be: A farmer

First job: Cleaning out livestock trailers

Bucket list: Travel to Alaska

Funniest Eagle: "Big Al" Barbre

Favorite Philadelphia restaurant: Fogo de Chao

Favorite meal: Steak

Favorite movie: Shooter

Favorite TV show: Fast and Loud

Favorite music: Country music, especially Gary Allan and Justin Moore

Favorite quote: "I want to be remembered as the guy who gave his all whenever he was on the field." - Walter Payton

"The thing that stood out about Matt most during the early years was he was a tough, competitive guy. He worked really hard. He had some work to do, but he was a tough competitive guy. He showed that all the time at practice."

- Iowa Head Coach Kirk Ferentz

A three-year letterman at Iowa, Matt Tobin signed with the Eagles as a rookie free agent during the 2013 offseason and has provided quality depth on the offensive line since joining the team. Tobin started the final 22 games of his Iowa career, seeing time at both left tackle and left guard. He earned honorable mention All-Big 10 accolades as a senior in 2012 and was named the recipient of the Brett Greenwood Award following the season, which is given annually to the best walk-on student-athlete.

BIRDSEED

- As a walk-on at Iowa, it was Tobin's responsibility to pay for his own college tuition. To do so, he had to take advantage of his free time and that's exactly what he did. "I was a concrete construction worker during the summer and worked 35 hours a week," said Tobin. "I got burnt out, but it helped pay the bills which was the most important thing."
- Cuts firewood with his father every offseason and sells it on *Craigslist*. "During my first offseason, the weather was especially cold," says Tobin. "I think I made more than \$2,000 that year."
- Recently purchased 120 acres of land near his hometown in Worthington, IA. Half of the land is tillable ground and the other half is timber. During the 2015 offseason, he planted corn as his first crop on the land. Although he is the new owner, Tobin has been hunting on the property since he was 8 years old. "I used to chop wood for the woman that owned the property and in exchange she let me hunt on it."
- Was an honorary chair member in 2015 for the Leukemia and Lymphoma Society in Iowa City, IA
- Each year, participates in the celebrity hunting and trap shooting charity event "Aiming for the Cure." The event benefits children and families undergoing cancer treatment at the University of Iowa Children's Hospital in Iowa City, IA

INJURY REPORT

- Suffered an MCL sprain vs. Was. (12/11) and was placed on Injured Reserve the next day (12/12)

TOBIN'S CAREER SERVICE

Regular Season			Playoffs		
Year	Team	GP/GS	Year	Team	GP/GS
2013	Philadelphia	1/0	2013	Philadelphia	1/0
2014	Philadelphia	13/7	Totals		1/0
2015	Philadelphia	16/13	Starts by position: 2014: 5 at LG,		
2016	Philadelphia	12/0	2 at RG, 2015: 13 at RG		
Totals		42/20			
First NFL game: 12/29/13 at Dal.					
First NFL start: 9/28/14 at SF					

**Height:** 6-0**Weight:** 185**Date Of Birth:** April 30, 1994**Hometown:** Bellflower, CA**HS:** St. John Bosco (Bellflower, CA)**College:** California**NFL Experience:** Rookie**Acquired:** W-SF-16**VITALS****CALIFORNIA CAREER RECEIVING LEADERS****RECEPTIONS**

1. Keenan Allen (2010-12)205
2. Geoff McArthur (2000-04)202
- 3t. Bryce Treggs (2012-15)195
- Dameane Douglas (1995-98)195

RECEIVING YARDS

1. Geoff McArthur (2000-04)3,188
2. Bobby Shaw (1994-97)2,731
3. Keenan Allen (2010-12)2,570
4. Bryce Treggs (2012-15)2,506

Bryce Treggs joined the Eagles after being acquired off waivers from the San Francisco 49ers on Sept. 4, 2016, following the 53-man roster cutdown. Treggs originally signed with the 49ers as a rookie free agent following the 2016 NFL Draft. Treggs played collegiately at California where he finished his career ranked third in school history with 195 career receptions and fourth with 2,506 receiving yards.

2016 HIGHLIGHTS

- Registered 69 yards on 2 receptions in his NFL debut at NYG (11/6), including a 58-yard catch in the second quarter, which was the longest play of the game. Treggs' 69 receiving yards were the most by an Eagles player in his first career game since DeSean Jackson on 9/7/08 vs. StL (106 yards). Additionally, his 58-yard reception was the longest ever by an Eagles player in his NFL debut

BIRDSEED

- Treggs' father, Brian, was inducted into the Cal Athletic Hall of Fame in 2015. A four-year wideout for the Golden Bears, Brian hauled in 167 career receptions for 2,335 yards and 15 touchdowns. Bryce surpassed his father's reception and receiving yardage totals during his senior campaign and scored his 15th-career touchdown in his final collegiate contest, the Armed Forces Bowl at Air Force (12/29/15), to tie Brian's 15 career receiving touchdowns. Following his college career, Brian went on to play one season in the NFL for the Seattle Seahawks (1992). During his high school years at St. John Bosco, Bryce was coached by his father, who served as the team's receivers coach

INJURY REPORT

- Was rendered inactive in the season opener vs. Cle. (9/11) with a knee injury

PERSONAL

- Was a first-team All-American selection by *Prepstar* and *SuperPrep* as a senior in 2011 at St. John Bosco in Bellflower, CA. Registered 70 catches for 1,377 yards and 11 TDs. Also ran track and was clocked at 10.8 in the 100 meters and 22.2 in the 200 meters
- Named first-team Division 1 All-State as a junior in 2010 after catching 56 passes for 1,010 yards and 12 touchdowns
- Graduated from California with a bachelor's degree in legal studies
- The son of Brian Treggs and Keisha Blanks

COLLEGE HIGHLIGHTS

- Played in 45 games (33 starts) in his four seasons at California and finished his career ranked third and fourth in school history, respectively, with 195 receptions and 2,506 receiving yards
- Appeared in all 13 games (six starts) as a senior in 2015 and earned Honorable Mention All-Pac-12 honors from the league's coaches after hauling in 45 catches for 956 yards and seven TDs. The 956 receiving yards marked the eighth-highest single-season total in Cal history



COLLEGE HIGHLIGHTS - Cont.

- Played in 12 games (10 starts) as a junior in 2014 and finished second on the team in receptions (52) and touchdown catches (six), while finishing fourth in receiving yards (583)
- Garnered a spot on the Biletnikoff Award Watch List as a sophomore in 2013 and was named Honorable Mention All-Pac-12 after leading the Golden Bears with 77 receptions for 751 yards and a touchdown. His 77 catches marked the fourth-highest single-season total in school history. Also earned Honorable Mention Pac-12 All-Academic honors
- Contributed immediately as a true freshman in 2012, playing in nine games (eight starts) and snagging 21 receptions for 216 yards and a score

TRANSACTIONS

- 2016 Signed by SF as a rookie free agent
 9/3/16 Waived by SF
 9/4/16 Signed by PHI to the active roster

TREGGS' CAREER STATISTICS

			RECEIVING					OFF SNAPS	
Year	Team	GP/GS	No	Yds	Avg	Lg	TD	No	Pct
2016	Philadelphia	8/1	3	80	26.7	58	0	91	9%
Totals		8/1	3	80	26.7	58	0	91	9%

2016 GAME-BY-GAME STATISTICS

				RECEIVING					SNAPS		
Date	Opp	W/L	GP/GS	No	Yds	Avg	Lg	TD	No	Pct	
Sep 11	Cle	W	0/0	INACTIVE (KNEE)							
Sep 19	at Chi	W	0/0	INACTIVE							
Sep 25	Pit	W	0/0	INACTIVE							
Oct 9	at Det	L	0/0	INACTIVE							
Oct 16	at Was	L	0/0	INACTIVE							
Oct 23	Min	W	0/0	INACTIVE							
Oct 30	at Dal	L	0/0	INACTIVE							
Nov 6	at NYG	L	1/0	2	69	34.5	58	0	15	20%	
Nov 13	Atl	W	1/1	0	0	---	--	0	15	19%	
Nov 20	at Sea	L	1/0	0	0	---	--	0	9	11%	
Nov 28	GB	L	1/0	1	11	11.0	11	0	44	75%	
Dec 4	at Cin	L	1/0	0	0	---	--	0	2	3%	
Dec 11	Was	L	1/0	0	0	---	--	0	3	4%	
Dec 18	at Bal	L	1/0	0	0	---	--	0	2	2%	
Dec 22	NYG	W	1/0	0	0	---	--	0	1	2%	
Jan 1	Dal										
Totals			8/1	3	80	26.7	58	0	91	9%	



Height: 5-11
Weight: 245
Date Of Birth: January 1, 1985
Hometown: Miami, FL
HS: Miami Killian (Miami, FL)
College: N.C. State
NFL Experience: 11th Year
Acquired: FA 2016
Draft Pick: D4b-06 (116th overall) by Tennessee

VITALS



TEAM'S LEADING TACKLER

2009 - Tennessee Titans	132
2010 - Tennessee Titans	169
2011 - Detroit Lions	111
2012 - Detroit Lions	112
2013 - Detroit Lions	135
2015 - Detroit Lions	107

THREE-STEP DROP

If he could play another sport what team/position: Shooting guard for the Miami Heat

Biggest pet peeve: A person with no ambition

First jersey owned: Ray Lewis, Ravens

Favorite TV show: *Breaking Bad*

First job: At a jet ski rental company in Key Biscayne, FL

Favorite meal: Oxtail

Favorite cereal: Cinnamon Toast Crunch

Three favorite throwback jerseys: Mike Singletary, Bears;
 Walter Payton, Bears; Reggie White, Eagles

Nickname: Tully

Stephen Tulloch signed a one-year contract with the Eagles on August 23, 2016, after spending the previous five seasons with the Detroit Lions. Tulloch was originally drafted by Tennessee in the fourth round in 2006 and has played under Eagles defensive coordinator Jim Schwartz both in Tennessee and Detroit. The 11-year veteran has played in every game of his NFL career with the exception of his 2014 season, which was cut short due to a knee injury.

CAREER HIGHLIGHTS


- Finished as Detroit's leading tackler in four of his five seasons with the club (2011-13, 2015), recording at least 100 tackles in each of those campaigns
- Led the Titans defense in tackles in 2009 and 2010. His career-high 169 tackles in 2010 is still the highest total for the Titans since Keith Bulluck recorded 171 in 2004

BIRDSEED

- Inspired by his mother, Mercedes, a single mother who raised Stephen and his seven older brothers and sisters while working as a nurse. "She always found ways to help others despite all that she was going through. That carried with me as I began my NFL career." As a result, he began the The Stephen Tulloch Foundation in 2009. The foundation helps underprivileged youth with opportunities to be successful and works to provide them with the same opportunities as other children. His goal is to supply youth with the essentials to build self-esteem, establish their goals, and help unlock their potential. For more info: Tulloch55.com
- His support of cancer initiatives through his foundation is inspired in part by his high school teammate, John Jerret, who passed away from cancer when Tulloch was just 18. "It really woke me up and I knew from that moment on that I wanted to pay it forward in honor of him."
- Attended N.C. State with four of his high school teammates - three of which who went on to be drafted in the NFL (he, Andre Maddox, Pat Thomas)
- Grew up admiring many undersized linebackers such as Mike Singletary, London Fletcher, Zach Thomas and Dexter Coakley. "I would watch highlights and would Google them every week to see how they played"
- Began playing football at the age of 5 for the Kendall Hammocks Warriors as a running back

THE LITTLE LINEBACKER

Tulloch launched a children's book that he wrote with Maria Dismody in 2015. "Growing up I was always told I was too small or too slow to make it to the next level of football and I thought that sharing my story through a children's book would be a great way to inspire young children"





TULLOCH'S CAREER STATISTICS

Year	Team	GP/GS	TACKLES					PASS DEFENSE					FUMBLES			DEF SNAPS		ST
			Total	Solo	Asst	TFL	Sacks	Int	Yards	Lg	TD	KD	FF	FR	Yards	Played	Pct	
2006	Tennessee	16/3	37	23	14	2	0.5	1	0	0	0	2	0	0	0	NA	NA	17
2007	Tennessee	16/1	36	28	8	1	0.0	0	0	--	0	0	0	0	NA	NA	11	
2008	Tennessee	16/12	98	62	36	4	1.0	0	0	--	0	2	0	2	0	NA	8	
2009	Tennessee	16/13	132	95	37	7	2.0	0	0	--	0	1	0	1	0	NA	1	
2010	Tennessee	16/16	169	121	48	NA	1.0	1	18	18	0	7	0	1	0	NA	0	
2011	Detroit	16/16	111	84	27	NA	3.0	2	9	9	0	5	0	3	0	NA	0	
2012	Detroit	16/16	112	74	38	NA	0.5	0	0	--	0	6	1	2	0	1023	99%	0
2013	Detroit	16/16	135	93	42	NA	3.5	1	0	0	0	3	0	0	0	1028	100%	0
2014	Detroit	3/3	20	15	5	NA	2.0	0	0	--	0	0	0	0	0	138	13%	0
2015	Detroit	16/16	107	74	33	NA	1.0	0	0	--	0	1	1	2	0	723	69%	0
2016	Philadelphia	11/0	8	5	3	0	0.0	0	0	--	0	0	0	0	0	59	6%	0
Totals		158/112	965	674	291	---	14.5	5	27	18	0	27	2	11	0	---	---	37

PLAYOFFS																		
2007	Tennessee	1/1	9	7	2	2	0.0	0	0	0	0	0	0	0	0	NA	NA	0
2008	Tennessee	1/1	3	0	3	NA	0.0	0	0	0	0	0	0	0	0	NA	NA	0
2011	Detroit	1/1	15	8	7	NA	0.0	0	0	0	0	2	1	0	0	NA	NA	0
Totals		3/3	25	14	11	---	0.0	0	0	0	0	2	1	0	0	---	---	0

2016 GAME-BY-GAME STATISTICS

Date	Opp	W/L	GP/GS	S	A	TT	Sac	Hur	Int	Yds	Lg	KD	FF	FR	Snaps	Pct
Sep 11	Cle	W	1/0	0	0	0	0.0	0	0	0	0	0	0	0	1	2%
Sep 19	at Chi	W	1/0	3	0	3	0.0	0	0	0	0	0	0	0	12	23%
Sep 25	Pit	W	1/0	1	1	2	0.0	0	0	0	0	0	0	0	11	18%
Oct 9	at Det	L	1/0	0	0	0	0.0	0	0	0	0	0	0	0	15	25%
Oct 16	at Was	L	1/0	0	0	0	0.0	0	0	0	0	0	0	0	1	1%
Oct 23	Min	W	1/0	1	1	2	0.0	0	0	0	0	0	0	0	5	7%
Oct 30	at Dal	L	1/0	0	0	0	0.0	0	0	0	0	0	0	0	3	4%
Nov 6	at NYG	L	0/0	0	0	0	0.0	0	0	0	0	0	0	0	0	0%
Nov 13	Atl	W	0/0	0	0	0	0.0	0	0	0	0	0	0	0	0	0%
Nov 20	at Sea	L	0/0	0	0	0	0.0	0	0	0	0	0	0	0	0	0%
Nov 28	GB	L	1/0	0	0	0	0.0	0	0	0	0	0	0	0	1	1%
Dec 4	at Cin	L	1/0	0	0	0	0.0	0	0	0	0	0	0	0	1	2%
Dec 11	Was	L	1/0	0	1	1	0.0	0	0	0	0	0	0	0	3	6%
Dec 18	at Bal	L	0/0	0	0	0	0.0	0	0	0	0	0	0	0	0	0%
Dec 22	NYG	W	1/0	0	0	0	0.0	0	0	0	0	0	0	0	6	7%
Jan 1	Dal															
Totals			11/0	5	3	8	0.0	0	0	0	0	0	0	0	59	6%

CAREER HIGHS

Tackles	17	12/5/10 vs. Jax.
Sacks	1.0	12x - 9/21/14 vs. GB
INTs	1	5x - 9/8/13 vs. Min.
Passes Def.	2	3x - 9/16/12 at SF



PERSONAL

- Single and resides in Miami with his two boxers, Nash and Mia
- His parents, Neville and Mercedes, are natives of Jamaica
- Surprised his mother, Mercedes, with a brand new Mercedes for Christmas in 2010. The video can be found on YouTube
- His older brother, David, played defensive tackle at Florida State under Chuck Amato, who recruited Stephen to NC State
- Grew up a fan of the Miami Dolphins, Heat and Marlins
- Named Lions' Robert Porcher Man of the Year for his community service work in 2012, 2013 and 2014

- In 2012, earned the Good Guy Award by the Detroit media
- Most memorable college football game came in his last game, as he was named the MVP of the Meineke Car Care Bowl with 15 tackles, 2 sacks, 3 TFLs and 1 FR
- Hobbies: traveling, jet skiing, scuba diving and food
- Bikram yoga, spin classes, fascia stretching and chiropractic care are just a few of the ways he takes care of his body
- On Twitter: [@stephentulloch](#) ... On Instagram: [stephentulloch](#)



VITALS
Height: 5-10
Weight: 193
Date Of Birth: May 10, 1993
Hometown: West Monroe, LA
HS: West Monroe
College: Louisiana Tech
NFL Experience: Rookie
Acquired: RFA (2016)



LA TECH 2015 RECEIVING LEADERS

RECEPTIONS

1. Trent Taylor	99
2. Paul Turner	45
3. Carlos Henderson	36

RECEIVING YARDS

1. Trent Taylor	1,282
2. Carlos Henderson	774
3. Paul Turner	657

THREE-STEP DROP

Hobbies: Read and play basketball

First jersey: Chicago Bulls Michael Jordan

Biggest pet peeve: "People who constantly make excuses and don't take ownership. You can control what you want to control"

Strangest thing he likes to eat: Plain kale and spinach

Desired talent: Ability to play piano or violin. "I will make sure my kids have the opportunity to learn to play an instrument"

Best players he has faced: Morris Claiborne & Tyrann Mathieu in practice

First job: Worked cash register at concession stand at youth sports complex

Bucket list: Visit Australia, Hawaii, Paris. Go skydiving

Favorite throwback jerseys: Barry Sanders (Lions), Michael Vick (Falcons)

Favorite book: The Bible

Favorite movies: Batman trilogy, Friday After Next, Lord of the Rings series

Favorite TV shows: The Big Bang Theory, Game of Thrones

Favorite quote: "With man nothing is possible, but with God all things are possible." - Matthew 19:26

After spending the 2016 offseason with the Eagles and then Weeks 1-11 of the regular season on the team's practice squad, Paul Turner was promoted to the active roster on 11/21/16. The rookie free agent originally enrolled at LSU as a true freshman in 2011 before transferring to Louisiana Tech for his final two seasons of college football. Turner went on to play in 21 games (19 starts) for the Bulldogs, where he totaled 1,171 yards on 87 catches and seven touchdowns.

BIRDSEED

- In high school, was teammates with Patriots LB Barkevious Mingo, Broncos C Dillon Day and Giants CB Michael Hunter. Turner and Hunter were in the same class and remain good friends to this day
- Received sage advice from former Eagles Jason Avant and Brian Dawkins while wandering the halls of the NovaCare Complex. Turner asked the pair if they had any advice for a rookie trying to make it in the NFL. "They told me that in football it will be hard to not conform. They said that I just need to continue to be myself, follow God's plan and be what he wants me to be. I don't know if they realized how much it helped me, but it definitely did"
- Enjoys studying players like Antonio Brown, Steve Smith Sr. and Stedman Bailey. "I like to watch guys that have a similar build and body type as I do"
- During his time at Louisiana Tech, spoke to high school kids through the Fellowship for Christian Athletes

2016 HIGHLIGHTS

- In his first-career start, led the team with 80 receiving yards on six receptions (13.3 avg.) at Cin. (12/4). Hauled in a 41-yard catch in the third quarter for his first-career reception
- Saw action in his first-career NFL game vs. GB (11/28)

COLLEGE HIGHLIGHTS

- In his final two collegiate seasons (2014 and 2015), appeared in 21 games with 19 starts for the LA Tech Bulldogs and compiled 87 catches for 1,171 yards (13.5 avg.) and seven touchdowns. Played in nine games for the LSU Tigers as a sophomore in 2012, but did not record any statistics
- Played in nine games as a senior in 2015, finishing second on the Bulldogs offense with a career-high 45 catches. Logged the third-most receiving yards on the team (657) and added three touchdowns. Also returned two punts for 65 yards and a score
- After transferring to Louisiana Tech as a junior in 2014, posted 42 receptions for 514 yards (12.2 avg.) and four touchdowns
- Sat out the 2013 season due to NCAA transfer rule
- Played in nine games for LSU as a redshirt freshman in 2012 after taking a redshirt year as a true freshman in 2011



PERSONAL

- Served as a dual-threat quarterback at West Monroe (LA) High School and led the Rebels to a 5A State Championship as a junior in 2009
- Was voted the Louisiana Sports Writers Association 5A Most Outstanding Offensive Player as a senior in 2010 after passing for 1,245 yards and 14 touchdowns, while also rushing for 974 yards and 14 scores. Was a member of the *New Orleans Times Picayune's* Blue-Chip List and was selected to the *Baton Rouge Advocate's* Second Dozen
- The son of Carl and Paula Turner. Has an older brother, Carl Jr., and a younger sister, Amber. Carl Jr. also played wide receiver at Louisiana Tech

- Named to the Commissioner's Honor Roll at LA Tech as a senior in 2015 where he majored in sustainable supply chain management. Wants to go back to school to earn an MBA with a concentration in supply chain management (SCM). Eventually wants to work in SCM purchasing and transportation fields. In his free time, enjoys reading books on SCM and recently read *The Goal* by Eliyahu Goldratt

TRANSACTIONS

- 2016 Signed by PHI as a rookie free agent
- 9/4/16 Waived by PHI
- 9/5/16 Signed by PHI to the practice squad
- 11/21/16 Signed by PHI to the active roster

TURNER'S CAREER STATISTICS

			RECEIVING					OFF SNAPS	
Year	Team	GP/GS	No	Yds	Avg	Lg	TD	No	Pct
2016	Philadelphia	3/1	7	96	13.7	41	0	95	9%
Totals		3/1	7	96	13.7	41	0	---	---

2016 GAME-BY-GAME STATISTICS

				RECEIVING					SNAPS	
Date	Opp	W/L	GP/GS	No	Yds	Avg	Lg	TD	No	Pct
PROMOTED TO THE EAGLES ACTIVE ROSTER ON 11/21/16										
Nov 28	GB	L	1/0	0	0	0.0	0	0	23	39%
Dec 4	at Cin	L	1/1	6	80	13.3	41	0	41	51%
Dec 11	Was	L	1/0	1	16	16.0	16	0	31	40%
Dec 18	at Bal	L	0/0	INACTIVE						
Dec 22	NYG	W	0/0	INACTIVE						
Jan 1	Dal									
Totals			3/1	7	96	13.7	41	0	95	9%

**Height:** 6-4**Weight:** 299**Date Of Birth:** January 15, 1994**Hometown:** Pago Pago,
American Samoa**HS:** Tafuna (American Samoa)**College:** Washington State**NFL Experience:** Rookie**Acquired:** RFA (2016)

VITALS

2015 WASHINGTON STATE LEADERS

TACKLES FOR LOSS

1.	Darry Paulo	13.0
2.	Destiny Vaeao	12.0
3t.	Hercules Mata'afa	11.0
	Peyton Pelluer	11.0
5.	Kache Palacio	10.0

THREE-STEP DROP

In any other sport, what position would you play and what team:

Forward for the Manu Samoa rugby squad

Favorite Family Tradition: Tonai (A big, traditional family dinner on Sundays in Samoa)

Favorite Meal: Taro and Palusami

Favorite Movie: Lord of the Rings

If he could be a superhero: Superman

Favorite Hobby: Swimming

Favorite quote: "When you have confidence, you can have a lot of fun. And when you have fun, you can do amazing things" - Joe Namath

A native of American Samoa who never set foot in the United States until he enrolled at Washington State in 2012, Destiny Vaeao (VIE-ow) was signed by the Eagles as an undrafted free agent in 2016. At Washington State, he combined for 84 tackles, including 19 for a loss, seven sacks, two forced fumbles and two fumble recoveries in 44 career games.

BIRDSEED

- Was a high school teammate of Lene Maiava, who was signed as a rookie free agent by the Seahawks from the University of Arizona in 2016
- An accomplished high school tight end, he was recruited mostly at that position by colleges. He opted to play at Washington State so he could play on the defensive line
- His favorite football memory was beating Stanford guard Joshua Garnett (2016 first round pick of the 49ers) for a sack and forced fumble of Kevin Hogan

COLLEGE HIGHLIGHTS

- Named to the All-Pac-12 Second Team after registering 41 tackles (20 solo), 12 TFLs, 4.5 sacks, one forced fumble, one fumble recovery and one blocked kick in 13 starts as a senior in 2015. Ranked tied for 10th in the Pac-12 in tackles for loss
- Started all 10 games he appeared in as a junior in 2014, posting 14 tackles (nine solo), 3.5 sacks, two sacks and one fumble recovery
- Appeared in 11 games (10 starts) as a sophomore in 2013, producing 24 tackles (16 solo) and 3.5 TFL
- Totaled five tackles (two solo) as a true freshman in 2012, making two starts in his 10 appearances

PERSONAL

- Son of Naomi Vaeao and the late Tepatasi Vaeao and has three brothers and one sister. His older sister also attended Washington State
- Reached the Island Championship game with Tafuna High School in each of his last two seasons, winning the title his junior year. As a senior, produced 500 receiving yards and eight TDs as a TE
- Selected to play in the International Bowl all-star game for high school seniors from Samoa and Canada against seniors from other states. Participated in the 2011 Samoa Bowl, 2012 IFAF World Game and 2012 IFAF Soma vs. Australia game
- Also played soccer, rugby and volleyball at Tafuna
- Earned a degree in criminal justice from Washington State in May, 2015

2016 HIGHLIGHTS

- Sacked Eli Manning and notched four tackles at NYG (11/6)
- Notched his first career sack and forced fumble as he chased down Jay Cutler at Chi. (9/19). The fumble was recovered by Jordan Hicks



VAEAO'S CAREER STATISTICS

Year	Team	GP/GS	TACKLES					PASS DEFENSE					FUMBLES			DEF SNAPS	
			Total	Solo	Asst	TFL	Sacks	Int	Yards	Lg	TD	KD	FF	FR	Yards	Played	Pct
2016	Philadelphia	15/0	16	9	7	0	2.0	0	0	--	0	0	1	0	0	251	26%
Totals		15/0	16	9	7	0	2.0	0	0	--	0	0	1	0	0	---	---



2016 GAME-BY-GAME STATISTICS

Date	Opp	W/L	GP/GS	S	A	TT	Sac	Hur	KD	FF	FR	Snaps	Pct
Sep 11	Cle	W	1/0	0	0	0	0.0	0	0	0	0	12	23%
Sep 19	at Chi	W	1/0	1	0	1	1.0	1	0	1	0	7	13%
Sep 25	Pit	W	1/0	1	0	1	0.0	0	0	0	0	19	32%
Oct 9	at Det	L	1/0	0	0	0	0.0	0	0	0	0	8	13%
Oct 16	at Was	L	1/0	1	0	1	0.0	0	0	0	0	28	38%
Oct 23	Min	W	1/0	1	1	2	0.0	0	0	0	0	30	39%
Oct 30	at Dal	L	1/0	0	0	0	0.0	0	0	0	0	28	36%
Nov 6	at NYG	L	1/0	4	0	4	1.0	0	0	0	0	21	33%
Nov 13	Atl	W	1/0	0	1	1	0.0	0	0	0	0	8	16%
Nov 20	at Sea	L	1/0	0	2	2	0.0	0	0	0	0	16	24%
Nov 28	GB	L	1/0	0	0	0	0.0	0	0	0	0	14	20%
Dec 4	at Cin	L	1/0	1	1	2	0.0	0	0	0	0	16	25%
Dec 11	Was	L	1/0	0	1	1	0.0	0	0	0	0	13	27%
Dec 18	at Bal	L	1/0	0	0	0	0.0	0	0	0	0	9	16%
Dec 22	NYG	W	1/0	0	1	1	0.0	0	0	0	0	22	25%
Jan 1	Dal												
Totals			15/0	9	7	16	2.0	1	0	1	0	251	26%



VITALS
Height: 6-6
Weight: 315
Date Of Birth: June 16, 1993
Hometown: Haltom, TX
HS: Haltom
College: TCU
NFL Experience: Rookie
Draft Pick: D5b-16 (164th overall)
 by Philadelphia



COLLEGE ACCOLADES

2015: All-Big 12 Second Team
2014: All-Big 12 Second Team

VAITAI'S CAREER SERVICE

Regular Season		
Year	Team	GP/GS
2016	Philadelphia	6/6
Totals		6/6
First NFL game: 10/16/16 at Was.		
First NFL start: 10/16/16 at Was.		

THREE-STEP DROP

Best player he has faced: DeForest Buckner
If he could play another sport, what position/team: WWE wrestler
If he could be any superhero he would be: Batman
Family traditions: "We eat a lot of traditional Polynesian foods. Roasted pig is a staple. Spinach is a main ingredient in every dish"
Strangest thing he likes to eat: Octopus
Favorite athlete growing up: Yao Ming
Favorite athletes to watch now: Jason Peters
Favorite meal: Hamburger and french fries
Favorite movies: Enjoys action, comedies and thrillers
Favorite TV shows: *The Fresh Prince of Bel-Air*, *Friends*
Favorite music: All music, but really enjoys country and island reggae
Favorite quote: "I don't have to do this, I get to do this"

"Big V' has tremendous size and length. He's got all the tools. He's a guy that when you talk to our coaching staff, they would take him anywhere in the draft because of the rare tools that he possesses. He's got all the tools in his body to be a good player."

-Eagles Executive V.P. of Football Operations
Howie Roseman

A versatile offensive lineman who has experience playing both tackle positions, Halapoulivaati Vaitai (pronounced hal-lah-poo-lee-VAH-tee VIE-tie) was selected by the Eagles in the fifth round (164th overall) of the 2016 NFL Draft. A two-time All-Big 12 honoree, Vaitai was a key anchor on the Horned Frogs' offensive line in 2015 that helped pave the way for both a 1,000-yard rusher and receiver in the same season for just the second time in school history.

2016 HIGHLIGHTS

- Started and played in his first-career NFL game, lining up at RT in a Week 6 divisional matchup at Was. (10/16)

INJURY REPORT

- Was rendered inactive vs. GB (11/28), at Cin. (12/4), vs. Was. (12/11), at Bal. (12/18) and vs. NYG (12/22) after suffering a knee injury in a Week 11 matchup at Sea. (11/20)

BIRDSEED

- In fall 2015, interned with Youth Advocate Programs, Inc., an agency that provides direct service to vulnerable and high-need youth and families. As a part of his internship, 'Big V' was paired with a sixth grader who suffered from severe ADHD. "My job was to mentor him and take him out after school. It was a very eye-opening experience. The hardest part of the job is having to shut down your feelings and emotions. You get exposed to serious and dire living conditions, but our only job is to be a big brother to the kids. We can't try to fix everything"
- Learned to play the guitar at a young age when his cousin taught him three chords. He plays by ear and does not read music. "Polynesians are very musically talented and they always play by ear. I also know how to play the ukulele, but prefer the guitar because it's bigger"

BAND OF BROTHERS

Halapoulivaati is the oldest of three Vaitai brothers. Twins Kevin and Will are just 11 months younger than 'Big V' and the three played on the offensive line together at Haltom (TX) HS. After playing TE as a freshman, 'Big V' moved to RT as



(L to R) Will, Kevin, 'Big V'

a sophomore and immediately earned a starting job. That season, he was joined on the o-line by Kevin (LG) and Will (RG). Big V stayed at RT for his final two years at Haltom, while Kevin moved to C and Will moved to LG.



Height: 5-11
Weight: 194
Date Of Birth: November 27, 1991
Hometown: Cape Coral, FL
HS: Cape Coral
College: Florida
NFL Experience: 2nd Year
Draft Pick: D4-14 (101st overall)
 by Philadelphia

VITALS



EAGLES WITH BROTHERS IN NFL

Jaylen and Sammy Watkins (BUF)
Brent and Garrett Celek (SF)
Jason and Travis Kelce (KC)
Mychal and Eric Kendricks (MIN)

2016: WATKINS' CAREER YEAR

TACKLES 51
PASSES DEFENSED 6
ST TACKLES 4
GAMES PLAYED 15
GAMES STARTED 4
DEFENSIVE SNAPS 381

THREE-STEP DROP

If he could play another sport, what position/team: Outfielder, Miami Marlins

Three favorite throwback jerseys: Donovan McNabb, Eagles; Deion Sanders, Falcons; Charles Woodson, Michigan

What he'd be doing if not playing football: Going to graduate school

Best player he has lined up against: Odell Beckham, Jr.

If he could be one superhero, he would be: Thor

First job: Working at the Boys & Girls Club as a sophomore in high school

Favorite athlete growing up: Donovan McNabb

Favorite movie: *Warrior*

Biggest pet peeve: People chewing loudly

Originally selected by the Eagles in the fourth round of the 2014 NFL Draft, Jaylen Watkins was a four-year letterman at the University of Florida. During his collegiate tenure, Watkins appeared in 48 games with 28 starts, recording 133 tackles, three interceptions and 21 passes defensed. A native of Cape Coral, FL, Watkins is the brother of Buffalo 2014 first-round selection WR Sammy Watkins, with the two pros separated by less than a year in age.

BIRDSEED

- Watkins' younger brother, Sammy, was a first-round draft pick of the Buffalo Bills in the 2014 draft after a stellar career as a receiver at Clemson. Prior to their college games, the two brothers would send each other words of encouragement. Sammy will never leave his room to head to the stadium until he texts Jaylen, "Play today like it's your last game." Jaylen responds with a phrase Sammy had become accustomed to in his three-year collegiate career, "Play hard and be safe."
- Lee County, FL (which houses Cape Coral and Fort Myers) has turned out a plethora of NFL talent, including Deion Sanders, Jevon Kearse and the Watkins brothers. "It was crazy for our hometown when Sammy and I got selected. We've had a lot of guys get drafted recently, but obviously not two brothers. Fort Myers isn't the biggest town, but it's put together a nice little bit of history on the football field. We had a few other guys selected [in 2015] with Tre Boston going to Carolina and Aaron Lynch heading to San Francisco."
- Considers himself a film junkie and tries to learn as much as he can from game footage. "I just like to watch film. Any kind of film, whether it's watching another team or receivers, other DBs. In college, I used to watch a lot of NFL DBs and try to gain as much knowledge as I could from them. When you watch all of the NFL corners, they're all so different. I like things that all of them do, so I just try to take little things from them and mold them all together. I don't want to model myself after just one guy."

2016 HIGHLIGHTS

- Recorded seven tackles (six solo) and a pass defensed at Cin. (12/4). Also made a tackle on special teams
- Logged nine tackles (six solo) vs. GB (11/28), marking the second-highest total of his career
- Started his second consecutive game at NYG (11/6) and played 61 out of 64 defensive snaps. Set career highs with 10 tackles (seven solo) and three passes defensed, leading the defense in both categories
- Made the first start of his career when the Eagles opened in a nickel defense at Dal. (10/30)
- Saw extended defensive action in a Week 7 win vs. Min. (10/23) and logged a then-career-high seven tackles (five solo). Added a pass defensed and a quarterback pressure in a defensive effort that held the Vikings to just 189 net passing yards
- Tied for the team lead with two special teams tackles at Det. (10/9)
- Recorded his first pass defensed of the season in a Week 3 vs. Pit. (9/25)



WATKINS' CAREER STATISTICS

Year	Team	GP/GS	TACKLES					PASS DEFENSE					FUMBLES			DEF SNAPS		ST
			Total	Solo	Asst	TFL	Sacks	Int	Yards	Lg	TD	KD	FF	FR	Yards	Played	Pct	
2014	Philadelphia	4/0	3	3	0	0	0.0	0	--	--	0	1	0	0	0	30	3%	1
2015	Philadelphia	4/0	3	2	1	0	0.0	0	--	--	0	3	0	0	0	83	7%	3
2016	Philadelphia	15/4	51	34	17	1	0.0	0	--	--	0	6	0	0	0	381	40%	4
Totals		23/4	57	39	18	1	0.0	0	--	--	0	10	0	0	0	---	---	8

CAREER HIGHS

Tackles	10	11/6/16 at NYG
PDs	3	11/6/16 at NYG

2016 GAME-BY-GAME STATISTICS

Date	Opp	W/L	GP/GS	S	A	TT	Sac	Hur	Int	Yds	Lg	KD	FF	FR	Snaps	Pct
Sep 11	Cle	W	1/0	0	0	0	0.0	0	0	0	--	0	0	0	1	2%
Sep 19	at Chi	W	1/0	0	0	0	0.0	0	0	0	--	0	0	0	0	0%
Sep 25	Pit	W	1/0	0	0	0	0.0	0	0	0	--	1	0	0	3	5%
Oct 9	at Det	L	1/0	0	1	1	0.0	0	0	0	--	0	0	0	11	18%
Oct 16	at Was	L	1/0	0	0	0	0.0	1	0	0	--	0	0	0	1	1%
Oct 23	Min	W	1/0	5	2	7	0.0	1	0	0	--	1	0	0	46	61%
Oct 30	at Dal	L	1/1	1	0	1	0.0	0	0	0	--	0	0	0	15	19%
Nov 6	at NYG	L	1/1	7	3	10	0.0	0	0	0	--	3	0	0	61	95%
Nov 13	Atl	W	1/0	0	1	1	0.0	0	0	0	--	0	0	0	33	66%
Nov 20	at Sea	L	1/0	4	0	4	0.0	0	0	0	--	0	0	0	36	54%
Nov 28	GB	L	1/0	6	3	9	0.0	0	0	0	--	0	0	0	58	82%
Dec 4	at Cin	L	1/0	6	1	7	0.0	0	0	0	--	1	0	0	39	61%
Dec 11	Was	L	1/1	0	1	1	0.0	0	0	0	--	0	0	0	2	4%
Dec 18	at Bal	L	1/1	2	3	5	0.0	0	0	0	--	0	0	0	38	66%
Dec 22	NYG	W	1/0	3	2	5	0.0	0	0	0	--	0	0	0	37	42%
Jan 1	Dal															
Totals			15/4	34	17	51	0.0	2	0	0	--	6	0	0	381	40%

INJURY REPORT

- Sustained a concussion in the third quarter vs. NYG (12/22) and did not return to the game

PERSONAL

- Earned his degree from Florida in family, youth and community science
- Attended Cape Coral (FL) High School, where he played quarterback, wide receiver and defensive back. As a senior in 2009, passed for 1,230 yards and 13 touchdowns and rushed for 928 yards with 10 touchdowns, while also racking up 29 receptions for 461 yards and five touchdowns
- In addition to starring on the football field, he also ran track at Cape Coral and advanced to the Class-4A Track Championships in the 4x100 relay
- Began playing football as a 5-year old for the Ft. Myers Firecats. He played wide receiver
- Son of Brandy Green and Samuel Watkins III. Brandy is a second-grade teacher and Samuel is a truck driver
- His brother, Sammy, plays for the Buffalo Bills. His cousin, Jeremy Ware, was selected by the Oakland Raiders in the seventh round of the 2010 NFL Draft
- Hobbies include reading, fishing and bowling
- Has a girlfriend, Gerraka Lewis. The two met when Jaylen was playing Pop Warner football and they both attended Cape Coral High School and the University of Florida
- Twitter: @jwat14

2015 HIGHLIGHTS

- Recorded a single-game, career-high two passes defended along with one tackle over a career-high 49 defensive snaps vs. Ari. (12/20)

2014 HIGHLIGHTS

- Made his defensive debut in the season finale at NYG (12/28), recording three tackles and one pass defended in the win

COLLEGE HIGHLIGHTS

- Started 28 of 48 games at Florida (20 at cornerback, two at slot corner and his final six appearances at free safety)
- Recorded 133 tackles (four for a loss) and three interceptions, one of which he returned for a touchdown, during his collegiate tenure. Also finished his career ranked 11th in school history with 21 pass deflections

- Played both right cornerback and safety as a senior in 2013, recording a career-high 52 tackles, two tackles for loss and seven passes defended. Was also the recipient of the Gators' Gene Elleson Community Service Award
- Started 11 games at left cornerback as a junior in 2012, notching 39 tackles, one tackle for loss, three interceptions and 11 passes deflected. Also scored a touchdown on a 26-yard interception return
- Appeared in all 13 games as a sophomore in 2011, starting six contests at left cornerback and two at slot corner, and registered 34 tackles and five pass deflections

CAPE CORAL HALL OF FAMER

Before moving on to play at the University of Florida, Jaylen Watkins was a standout quarterback and wide receiver at Cape Coral (FL) High School. A 2010 graduate, Watkins returned to Florida during the Eagles' 2016 bye week to be inducted into the CCHS hall of fame and have his No. 7 jersey retired during a Seahawks' home game. During the contest, Watkins helped out on the sidelines, as his alma mater defeated Ida Baker 46-36.





Height: 6-5
Weight: 237
Date Of Birth: December 30, 1992
Hometown: Bismarck, ND
HS: Bismarck Century
College: North Dakota State
NFL Experience: Rookie
Draft Pick: D1-16 (2nd overall)
 by Philadelphia

VITALS



MOST COMPLETIONS (ALL-TIME NFL ROOKIES)

Rk.	Player (Year)	Cmp
1.	Sam Bradford (2010)	354
2.	Carson Wentz (2016)	352
3.	Derek Carr (2015)	348
4.	Andrew Luck (2012)	339
5.	Peyton Manning (1998)	326

MOST PASSING YARDS (ALL-TIME NFL ROOKIES)

Rk.	Player (Year)	Yds
1.	Andrew Luck (2012)	4,374
2.	Cam Newton (2011)	4,051
3.	Jameis Winston (2015)	4,042
4.	Peyton Manning (1998)	3,739
5.	Jim Kelly (1986)	3,593
6.	Carson Wentz (2016)	3,537

THREE-STEP DROP

Hobbies: Hunting, going to lakes, relaxing with friends and spending time with his dog, Henley (golden retriever)

Bucket list: Hunting in Alaska, traveling to Europe

First job: Umpired youth baseball games

If he could play another sport, what position: Baseball, either as a closing pitcher or third baseman

If he could do anything other than football: High school teacher while coaching football and baseball, or athletic director

Three favorite throwback jerseys: Walter Payton, Chicago Bears; Brett Favre, Minnesota Vikings (favorite team growing up); Roger Maris, New York Yankees (North Dakota native)

Favorite TV show: Friday Night Lights

Favorite movie: The Dark Knight Rises

Favorite music: Country (Jason Aldean)

Favorite meal: Steak and potatoes

“When you talk about Carson, you’re talking about a blue-collar quarterback. This guy has incredible work ethic. He’s got incredible passion. He fits into this city, into the personality of this city, and you see that when he plays.”

**- Eagles Executive V.P. of Football Operations
Howie Roseman**

Carson Wentz was selected by the Philadelphia Eagles with the No. 2-overall pick in the 2016 NFL Draft, becoming the franchise’s highest-drafted player since Donovan McNabb (also 2nd overall) in 1999. A two-year captain at North Dakota State, Wentz led the Bison to back-to-back NCAA Division I FCS national championships in 2014 and 2015. In his two seasons as a starter, Wentz compiled an impressive 20-3 overall record (.870 winning percentage) while logging 4,762 passing yards and 42 passing TDs, along with 936 rushing yards and 12 rushing TDs.

CAREER HIGHLIGHTS

- Has completed more passes (352) than any QB in Eagles single-season history. Is only 2 completions shy of the NFL rookie record (354), which was set by Sam Bradford during the 2010 campaign
- Ranks 3rd in single-season team history with 564 pass attempts, trailing only Donovan McNabb in 2008 (571) and 200 (569). Among all-time NFL rookie QBs, only Andrew Luck in 2012 (627), Derek Carr in 2014 (599), Sam Bradford in 2010 (590) and Peyton Manning in 1998 (575) have attempted more passes than Wentz
- Has produced the 7th-most passing yards (3,537) in Eagles single-season history, behind Donovan McNabb in 2008 (3,916) and 2004 (3,875), Randall Cunningham in 1988 (3,808), Sam Bradford in 2015 (3,725), Sonny Jurgensen in 1961 (3,723) and McNabb in 2009 (3,553). Ranks 6th among all-time rookies in passing yardage, trailing only Andrew Luck in 2012 (4,374), Cam Newton in 2011 (4,051), Jameis Winston in 2015 (4,042), Peyton Manning in 1998 (3,739) and Jim Kelly in 1986 (3,593)
- Is aiming to become the third rookie in NFL history to throw for 3,500+ yards while completing at least 60.0% of their passes in a single season, joining Cam Newton in 2011 (4,051; 60.0%) and Sam Bradford in 2010 (3,512; 60.0%)
- Owns the team rookie records for pass attempts (564), completions (352), passing yards (3,537) and passing TDs (14). Has also recorded the highest completion percentage (62.4%) by an Eagles rookie QB (min. 200 attempts)
- Has produced four 300+ yard games, the most ever by an Eagles rookie and tied for the 4th-most by any QB in franchise history (301 yards vs. Pit. on 9/25/16; 364 yards at NYG on 11/6/16; 308 yards at Cin. on 12/4/16; 314 yards vs. Was. on 12/11/16)
- Became the first rookie in NFL history to record 30+ completions and 300+ passing yards in consecutive games (36 for 308 yards on 12/4/16 at Cin.; 32 for 314 yards on 12/11/16 vs. Was.)



WENTZ'S CAREER STATISTICS

			PASSING										RUSHING					OFF SNAPS	
Year	Team	GP/GS	Att	Cmp	Pct	Yds	Y/A	TD	Int	Lg	Sk/Yd	Rat	Att	Yds	Avg	Lg	TD	No	Pct
2016	Philadelphia	15/15	564	352	62.4	3537	6.3	14	14	73t	31/200	78.2	45	137	3.0	17	2	1051	99%
Totals		15/15	564	352	62.4	3537	6.3	14	14	73t	31/200	78.2	45	137	3.0	17	2	1051	99%

ADDITIONAL CAREER STATISTICS

Fumbles/Lost: 14/3 Receptions: 1 for 7 yards on 12/4/16 at Cin.

2016 GAME-BY-GAME STATISTICS

				PASSING										RUSHING					SNAPS		
Date	Opp	W/L	GP/GS	Att	Cmp	Pct	Yds	Y/A	TD	Int	Lg	Sk/Yd	Rat	Att	Yds	Avg	Lg	TD	No	Pct	
Sep 11	Cle	W	1/1	37	22	59.5	278	7.5	2	0	35t	2/8	101.0	2	1	0.5	1	0	77	100%	
Sep 19	at Chi	W	1/1	34	21	61.8	190	5.6	1	0	32	2/10	86.6	6	10	1.7	7	0	72	100%	
Sep 25	Pit	W	1/1	31	23	74.2	301	9.7	2	0	73t	0/0	125.9	1	10	10.0	10	0	65	100%	
Oct 9	at Det	L	1/1	33	25	75.8	238	7.2	2	1	27	3/8	102.8	2	14	7.0	10	0	61	100%	
Oct 16	at Was	L	1/1	22	11	50.0	179	8.1	0	0	54	5/34	77.7	2	2	1.0	3	0	52	100%	
Oct 23	Min	W	1/1	28	16	57.1	138	4.9	1	2	27	0/0	52.4	5	6	1.2	6	0	58	100%	
Oct 30	at Dal	L	1/1	43	32	74.4	202	4.7	1	0	14	3/8	91.4	1	-3	-3.0	-3	0	78	100%	
Nov 6	at NYG	L	1/1	47	27	57.4	364	7.7	0	2	58	2/17	64.5	4	-4	-1.0	3	0	75	100%	
Nov 13	Atl	W	1/1	36	25	69.4	231	6.4	0	0	20	2/10	86.7	4	10	2.5	13	0	79	100%	
Nov 20	at Sea	L	1/1	45	23	51.1	218	4.8	2	2	26	2/23	61.2	1	2	2.0	2	0	80	100%	
Nov 28	GB	L	1/1	36	24	66.7	254	7.1	0	1	24	4/43	75.5	4	33	8.3	17	1	59	100%	
Dec 4	at Cin	L	1/1	60	36	60.0	308	5.1	1	3	41	1/2	58.2	3	16	5.3	10	0	80	100%	
Dec 11	Was	L	1/1	46	32	69.6	314	6.8	1	1	29	4/26	86.7	2	5	2.5	3	0	78	100%	
Dec 18	at Bal	L	1/1	42	22	52.4	170	4.1	0	1	24	1/11	52.7	4	8	2.0	5	1	87	100%	
Dec 22	NYG	W	1/1	24	13	54.2	152	6.3	1	1	40t	0/0	70.1	4	27	6.8	11	0	50	89%	
Jan 1	Dal																				
Totals			15/15	564	352	62.4	3537	6.3	14	14	73t	31/200	78.2	45	137	3.0	17	2	1051	99%	



CAREER ACCOLADES

NFL Rookie of the Week (10/9 at Det., L, 23-24)

- 25-of-33 (75.8%), 238 yards, 2 TDs, 1 INT, 102.8 rating

NFL Rookie of the Month (September, 3-0)

- 66-of-102 (64.7%), 769 yards, 5 TDs, 0 INTs, 103.8 rating

NFC Offensive Player of the Week and NFL Rookie of the Week (9/25 vs. Pit., W, 34-3)

- 23-of-31 (74.2%), 301 yards, 2 TDs, 0 INTs, 125.9 rating

NFL Rookie of the Week (9/11 vs. Cle., W, 29-10)

- 22-of-37 (59.5%), 278 yards, 2 TDs, 0 INTs, 101.0 rating

CAREER HIGHLIGHTS - Cont.

- According to *ESPN Stats & Info*, became the fourth rookie starting QB since the 1970 merger to beat a team that was 5-0 or better (W, 21-10 vs. Min. on 10/23/16), joining Mark Sanchez (2009), Ben Roethlisberger (2004) and Phil Simms (1979)
- Became the first Eagle to win multiple Rookie of the Week accolades since Hank Baskett in 2006 (Week 1 vs. Cle.; Week 3 vs. Pit; Week 5 at Det.)
- Attempted 134 consecutive passes without an interception from 9/11-10/9/16, which is the 3rd-longest streak to begin a career in NFL history, trailing only Dak Prescott (176, 9/11-10/16/16) and Tom Brady (162, 11/23/00-10/28/01)
- Was named NFL Offensive Rookie of the Month for September 2016 after completing 66-of-102 (64.7%) passes for 769 yards (256.3 ypg), 5 TDs, 0 INTs and a 103.8 passer rating. Is the only player in franchise history to earn the award
- Is the only rookie QB to start and win his team's first three regular-season games without throwing an INT since the 1970 NFL merger. Became just the second rookie QB to start the season 3-0 in that span (Mark Sanchez with NYJ in 2009)
- Garnered NFC Offensive Player of the Week honors for Week 3 after going 23-of-31 (72.4%) for 301 yards, 2 TDs and a 125.9 passer rating in the 34-3 win vs. Pit. (9/25)



CAREER HIGHLIGHTS - Cont.

- Became the first Eagles rookie to be named NFC Offensive Player of the Week since Charlie Garner in 1994 (111 rushing yards, 2 TDs at SF on 10/2/94). Is the only Eagles rookie QB to be named NFC Offensive Player of the Week
- Was the first Eagles rookie QB to *start* in a season opener (W, 29-10 vs. Cle. on 9/11/16) since Davey O'Brien in 1939 and the first to *play* on opening day since Randall Cunningham in 1985
- Selected by the Eagles with the No. 2-overall pick in the 2016 NFL Draft, becoming the franchise's highest-drafted player since Donovan McNabb (also 2nd overall) in 1999. Only five quarterbacks have been chosen by Philadelphia in the first round: Wentz, McNabb, John Reaves (1972), Frank Tripucka (1949) and Davey O'Brien (1939)
- Since 1971, only seven non-FBS QBs have been first-round draft choices: Wentz (North Dakota State, 2nd, 2016), Joe Flacco (Delaware, 18th, 2008), Steve McNair (Alcorn State, 3rd, 1995), Ken O'Brien (UC Davis, 24th, 1983), Phil Simms (Morehead State, 7th, 1979), Doug Williams (Grambling State, 17th, 1978) and Dan Pastorini (Santa Clara, 3rd, 1971)

2016 HIGHLIGHTS

- Has completed more passes (352) than any QB in Eagles single-season history. Is only 2 completions shy of the NFL rookie record (354), which was set by Sam Bradford in 2010
- Ranks 3rd in single-season team history with 564 pass attempts, trailing only Donovan McNabb in 2008 (571) and 200 (569). Among all-time NFL rookie QBs, only Andrew Luck in 2012 (627), Derek Carr in 2014 (599), Sam Bradford in 2010 (590) and Peyton Manning in 1998 (575) have attempted more passes than Wentz
- Has produced the 7th-most passing yards (3,537) in Eagles single-season history, behind Donovan McNabb in 2008 (3,916) and 2004 (3,875), Randall Cunningham in 1988 (3,808), Sam Bradford in 2015 (3,725), Sonny Jurgensen in 1961 (3,723) and McNabb in 2009 (3,553). Ranks 6th among all-time rookies in passing yardage, trailing only Andrew Luck in 2012 (4,374), Cam Newton in 2011 (4,051), Jameis Winston in 2015 (4,042), Peyton Manning in 1998 (3,739) and Jim Kelly in 1986 (3,593)
- Is aiming to become the third rookie in NFL history to throw for 3,500+ yards while completing at least 60.0% of their passes in a single season, joining Cam Newton in 2011 (4,051; 60.0%) and Sam Bradford in 2010 (3,512; 60.0%)
- Owns the team rookie records for pass attempts (564), completions (352), passing yards (3,537) and passing TDs (14). Has also recorded the highest completion percentage (62.4%) by an Eagles rookie QB (min. 200 attempts)
- Produced 314 yards, 1 TD and 1 INT while completing 69.6% (32-of-46) of his passes for an 86.7 rating vs. Was. (12/12). Became the first rookie in NFL history to record 30+ completions and 300+ passing yards in consecutive games
- Completed 24-of-36 passes for 254 yards vs. GB (11/28). Finished with a career-high 33 rushing yards on 4 attempts (8.3 avg.), including a career-long 17-yard scramble
- Engineered the first fourth-quarter comeback of his NFL career in the 24-15 victory vs. Atl. (11/13), completing 25-of-36 (69.4%) passes for 231 yards and 12 first downs

300+ YARD PERFORMANCES (4)

Date	Opponent	Yards
11/6/16	at New York Giants (L, 23-28)	364
12/11/16	vs. Washington Redskins (L, 22-27)	314
12/4/16	at Cincinnati Bengals (L, 14-32)	308
9/25/16	vs. Pittsburgh Steelers (W, 34-3)	301

CAREER HIGHS

Pass Attempts	60	12/4/16 at Cin.
Completions	36	12/4/16 at Cin.
Passing Yards	364	11/6/16 vs. NYG
Passing Long	73t	9/25/16 vs. Pit.
Passing TDs	2	4x, last: 11/20/16 at Sea.
Completion %	75.8	10/9/16 at Det.
Passer Rating	125.9	9/25/16 vs. Pit.
Rush Attempts	6	9/19/16 at Chi.
Rushing Yards	33	11/28/16 vs. GB
Rushing Long	17	11/28/16 vs. GB
Rushing TDs	1	2x, last: 12/18/16 at Bal.

- Registered career highs in pass attempts (47), passing yards (364) and 25+ yard completions (5) while adding a career-high-tying 14 passing first downs at NYG (11/6). His 364 passing yards were the 2nd-most ever recorded by an Eagles rookie (Nick Foles - 381 yards at TB on 12/9/12)
- Finished 32-of-43 (74.4%) for 202 yards, 1 TD, 0 INTs and a 91.4 passer rating at Dal. (10/31). Tied Nick Foles (twice in 2012) for the Eagles' single-game rookie completion record
- According to *ESPN Stats & Info*, became the fourth rookie starting QB since the 1970 NFL merger to beat a team that was 5-0 or better (W, 21-10 vs. Min. on 10/23), joining Mark Sanchez (2009), Ben Roethlisberger (2004) and Phil Simms (1979)
- Earned NFL Rookie of the Week honors after posting career highs in completions (25) and completion percentage (75.8%) on 33 attempts and finished with 238 yards and a 102.8 passer rating at Det. (10/9)
- Was named NFL Offensive Rookie of the Month for September after completing 66-of-102 (64.7%) passes for 769 yards (256.3 ypg), 5 TDs, 0 INTs and a 103.8 passer rating and helping guide the Eagles to an undefeated 3-0 record. Is the only player in franchise history to earn the award
- Garnered NFC Offensive Player of the Week *and* NFL Rookie of the Week honors for Week 3 after going 23-of-31 (72.4%) for 301 yards, 2 TDs and a 125.9 passer rating in the 34-3 win vs. Pit. (9/25). Became the first Eagles rookie to be named NFC Offensive Player of the Week since Charlie Garner in 1994 (111 rushing yards, 2 TDs in 40-8 victory at SF on 10/2/94). Is the only Eagles rookie QB to be named NFC Offensive Player of the Week. Became the first Eagles player to win multiple NFL Rookie of the Week accolades since Hank Baskett in 2006



VITALS

Height: 6-3
Weight: 305
Date Of Birth: March 22, 1989
Hometown: Pittsburgh, PA
HS: Central Catholic (Pittsburgh, PA)
College: Penn State
NFL Experience: 6th Year
Acquired: FA (Jax) 2016
Draft Pick: D2-11 (48th overall)
 by Oakland

DID YOU KNOW?

After signing with the Eagles in the 2016 offseason, Wisniewski returns to his home state of Pennsylvania, where he spent the majority of his early football career. A native of Pittsburgh, PA, he was a two-time 1st-team all-state selection at Central Catholic (PA) High School. Wisniewski went on to play collegiately at Penn State, where he earned four letters for the Nittany Lions and was named first-team All-American as a senior in 2010.

THREE-STEP DROP

- Biggest influence on his life/career:** His father, Leo, who also played at Penn State and was selected by the Baltimore Colts in 1982 NFL Draft
- Favorite all-time offensive lineman:** His uncle, Steve, who was an eight-time Pro Bowler and two-time All-Pro selection at guard with the Los Angeles/Oakland Raiders from 1989-2001
- Best player he's lined up against:** Chiefs NT Dontari Poe
- Best part of being an offensive lineman:** "It's the strongest community – genuinely a unit. There's a real camaraderie on the O-line"
- Most challenging aspect of the offensive line:** "It's an unnatural position. When you pass block, you're moving backward trying to stop someone coming at you at full force. It takes a lot of training to overcome that"
- Position he'd play other than offensive line:** Defensive end

Originally a second-round draft pick of the Oakland Raiders in 2011, Stefen Wisniewski (pronounced STEF-in wiz-NEW-skee) signed with the Eagles as a free agent during the 2016 offseason after spending the 2015 season with the Jacksonville Jaguars. A versatile lineman out of Penn State, Wisniewski has started all 77 games that he has played in the NFL, opening 15 contests at LG and 62 games at C.

2016 HIGHLIGHTS

- Made his first start with the Eagles at NYG (11/6), playing LG. Marked the first time he started at LG since 2011 with the Raiders

BIRDSEED

- His father, Leo Wisniewski, was selected by the Baltimore Colts with the first pick in the second round of the 1982 NFL Draft (28th overall) and played NT in the league for three seasons (1982-1984). Leo played in 36 games for the Colts and compiled 14.5 sacks, including a career-high seven in 1984, the first year the Colts played in Indianapolis. Like Stefen, Leo played collegiately at Penn State where he earned three letters for the Nittany Lions and served as a team captain as a senior in 1981
- The NFL ties do not stop with Stefen's father, as his uncle, Steve Wisniewski, was an eight-time Pro Bowler and two-time first-team all-pro as a guard for the Raiders from 1989-1991. Seven years after his older brother Leo was selected with the first pick of the second round, Steve Wisniewski also became the first pick of the second round (29th overall) when he was selected by the Dallas Cowboys in the 1989 NFL Draft. Cowboys rookie head coach Jimmy Johnson immediately traded Steve to the Raiders in exchange for second-round, third-round and fifth-round selections, one of which (second round, 39th overall) he used to select current FOX analyst and former FB Daryl Johnston. Like brother Leo and nephew Stefen, Steve Wisniewski played collegiately at Penn State prior to entering the NFL

WISNIEWSKI'S CAREER SERVICE

Regular Season		
Year	Team	GP/GS
2011	Oakland	16/16
2012	Oakland	15/15
2013	Oakland	14/14
2014	Oakland	16/16
2015	Jacksonville	16/16
2016	Philadelphia	15/6
Totals		92/83
Starts by position: 2011: 15 at LG, 1 at C; 2012: 15 at C; 2013: 14 at C; 2014: 16 at C; 2015: 16 at C; 2016: 6 at LG		
First NFL game: 9/12/11 at Den.		
First NFL start: 9/12/11 at Den.		

PHILADELPHIA 29, CLEVELAND 10

SUNDAY, SEPTEMBER 11, 2016 - LINCOLN FINANCIAL FIELD



The Philadelphia Eagles began a new chapter in their storied history on Sunday, September 11, 2016, with **Eagles Head Coach Doug Pederson** taking over the sidelines for his first regular-season game and rookie **QB Carson Wentz** stepping into the spotlight as the team's starter under center.



Wentz

It didn't take long for Wentz to win over the home crowd at Lincoln Financial Field, as the rookie quarterback jumped out of the gates and led a nine-play, 75-yard touchdown drive on the team's opening possession of the 2016 season. During the march, Wentz completed 4-of-5 passes for 57 yards and capped the drive with a

[perfectly lofted, 19-yard pass to WR Jordan Matthews in the left corner of the end zone for the first touchdown of his career.](#)

The Eagles new-look, 4-3 defense stifled **Browns QB Robert Griffin III** and the Cleveland offense for the remainder of the first quarter. After the Birds forced three-straight three-and-outs, Eagles **K Caleb Sturgis** connected on a 22-yard field goal to put Philadelphia up 10-0.

The Browns managed to get their offense in gear on its first possession of the second quarter, as Griffin hit **WR Terrelle Pryor Sr.** for a 44-yard gain to move Cleveland inside the Eagles 10. A pass interference penalty in the end zone on Eagles **S Malcolm Jenkins** allowed Browns **RB Isaiah Crowell** to punch the ball in from the 2-yard line and cut the Eagles' lead to 10-7.

Despite giving up a score, the Eagles defense responded on Cleveland's next possession as **S Rodney McLeod**, who was signed as a free agent in the 2016 off-season, picked off Griffin and returned the ball to Wentz and the Eagles offense with just under four minutes remaining in the half.

Following the pick, Sturgis connected on a 38-yard field goal to give the Eagles a 13-7 lead.



Agholor

Cleveland added a field goal on their first drive of the second half, but an errant snap out of the end zone on their next possession resulted in an Eagles safety and made the score 15-10 Philly.

Wentz took advantage of the momentum generated from the safety and [threw a 35-yard touchdown to WR Nelson Agholor on the Eagles' next drive.](#)

The defense closed out the win by keeping Cleveland off the board for the remainder of the game and [Eagles RB Ryan Mathews](#)

[punctuated the victory with a 1-yard touchdown at the end of the fourth quarter](#) to bring the final score to 29-10.

EAGLES INDIVIDUAL STATISTICS
RUSHING: R. Mathews 22-77-1TD, K. Barner 4-42, D. Sproles 5-12, C. Wentz 2-1, W. Smallwood 1-1
RECEIVING: J. Matthews 7-114-1TD, Z. Ertz 6-58, N. Agholor 4-57-1TD, D. Sproles 2-24, D. Green-Beckham 2-14, B. Celek 1-11
PASSING: C. Wentz 22-37-278-2TDs-0
INTERCEPTIONS: R. McLeod 1-5
SACKS: C. Barwin 1.0, F. Cox 1.0, B. Graham 1.0
FIELD GOALS: C. Sturgis (46WR, 22G, 38G)



SCORING RECAP					
	1st	2nd	3rd	4th	Pts
Cleveland	0	7	3	0	10
Philadelphia	7	6	9	7	29
Phi - J. Matthews, 19 pass from Wentz (Sturgis) (9-75, 5:10)					
Phi - C. Sturgis, 22 FG (5-31, 2:14)					
Cle - I. Crowell, 2 run (Murray) (7-75, 3:19)					
Phi - C. Sturgis, 38 FG (11-60, 3:16)					
Cle - P. Murray, 35 FG (5-58, 1:03)					
Phi - C. Erving fumble out of bounds in end zone for a Safety					
Phi - N. Agholor, 35 pass from Wentz (Sturgis) (9-73, 4:32)					
Phi - R. Mathews, 1 run (Sturgis) (5-15, 2:24)					

TEAM STATISTICS		
	CLEVELAND	PHILADELPHIA
First Downs	14	23
Net Yards Gained	288	403
Rushes/Yards	21/120	34/133
Net Yards Passing	168	270
Att/Comp/INT	26/12/1	37/22/0
Sacked/Yards Lost	3/22	2/8
Punts/Average	5/50.2	6/49.2
Fumbles/Lost	2/0	2/0
Penalties/Yards	5/15	7/46
Time of Possession	20:40	39:20
3rd-Down Efficiency	2/10	5/15
Turnover Ratio	-1	+1

[punctuated the victory with a 1-yard touchdown at the end of the fourth quarter](#) to bring the final score to 29-10.

Notes: Wentz's 278 passing yards were the most by an Eagles rookie QB in his first career start since at least 1960...Pederson became the first Eagles head coach to win his first home game with the team since Dick Vermeil on 9/19/76 vs. N.Y. Giants at Veterans Stadium (W, 20-7).

Weather: Partly Cloudy, 85 **Wind:** WNW 14 mph **Surface:** Grass **Time:** 2:59

BROWNS INDIVIDUAL STATISTICS
RUSHING: I. Crowell 12-62-1TD, R. Griffin 5-37, D. Johnson 3-22, A. Hawkins 1--1
RECEIVING: T. Pryor 3-68, D. Johnson 3-28, C. Coleman 2-69, I. Crowell 2-16, M. Johnson 2-9
PASSING: R. Griffin 12-26-190-0TDs-1
INTERCEPTIONS: None
SACKS: C. Kirksey 1.0, C. Nassib 1.0
FIELD GOALS: P. Murray (35G)

PHILADELPHIA 29, CHICAGO 14

MONDAY, SEPTEMBER 19, 2016 - SOLDIER FIELD



The Eagles kicked off their 2016 road schedule when they traveled to Chicago to face the Bears on *Monday Night Football*.



Mathews

[Philadelphia's defense set the tone early when Eagles S Malcolm Jenkins sacked Bears QB Jay Cutler on the second play from scrimmage](#), setting up a third-and-20 and an eventual fourth-down punt.

Appearing in the second game of his career, rookie **QB Carson Wentz** came out of the gates strong on the Birds' first possession, completing 8-of-9 attempts to set up a 25-yard field goal by **K Caleb Sturgis**.

On Chicago's next drive, Cutler completed passes of 31 yards (**WR Eddie Royal**) and 22 yards (**WR Alshon Jeffery**) to move the Bears into the red zone, but the Birds defended tightened up and forced a field goal attempt which Chicago **K Connor Barth** clanked off the left upright.

Despite the missed field goal, the Bears were able to take a 7-3 lead on their next possession, as **RB Jeremy Langford** capped a six-play, 65-yard drive with a 1-yard touchdown.

Langford's touchdown proved to be the last offensive score for the home team, as the Eagles defense put a stranglehold on the Bears offense for the remainder of the game.

Following Chicago's touchdown, Sturgis hit two field goals to close out the first half (29 and 53 yards), propelling the visitors to a 9-7 halftime lead.

After the teams traded numerous possessions to start the second half, Philadelphia broke the game wide open at the end of the third quarter. Taking over at his own 32, Wentz completed a 22-yard pass

to **WR Jordan Mathews** to spark an eight-play, 68-yard drive, which was punctuated by a [3-yard rushing touchdown by RB Ryan Mathews](#).

Moments after Mathews' touchdown gave Philly a 16-7 lead, the Eagles offense received another scoring opportunity courtesy of Eagles **LB Nigel Bradham**.



Bradham

[On Chicago's next play from scrimmage, Bradham picked off a Cutler pass and returned the interception to the Bears 2-yard line](#). Wentz immediately hit **TE Trey Burton** for a [touchdown](#) and although Sturgis missed the ensuing extra point, the Eagles found themselves with a comfortable 22-7 advantage.

The Bears fumbled on their next possession, setting up the Eagles' third touchdown of the night: a 1-yard run by Mathews.



SCORING RECAP

	1st	2nd	3rd	4th	Pts
Philadelphia	3	6	13	7	29
Chicago	0	7	0	7	14
Phi - C. Sturgis, 25 FG (13-47, 7:26)					
Chi - J. Langford, 1 run (Barth) (6-65, 3:44)					
Phi - C. Sturgis, 29 FG (11-77, 5:11)					
Phi - C. Sturgis, 53 FG (8-38, 1:35)					
Phi - R. Mathews, 3 run (Sturgis) (8-68, 4:31)					
Phi - T. Burton, 2 pass from Wentz (kick failed, hlu) (1-2, 0:04)					
Phi - R. Mathews, 1 run (Sturgis) (6-46, 3:05)					
Chi - E. Royal, 65 punt return (Barth)					

TEAM STATISTICS

	PHILADELPHIA	CHICAGO
First Downs	21	16
Net Yards Gained	280	284
Rushes/Yards	32/100	18/64
Net Yards Passing	180	220
Att/Comp/INT	34/21/0	29/21/1
Sacked/Yards Lost	2/10	3/15
Punts/Average	5/43.6	4/37.8
Fumbles/Lost	0/0	2/2
Penalties/Yards	5/34	7/60
Time of Possession	36:05	23:55
3rd-Down Efficiency	3/15	4/10
Turnover Ratio	+3	-3

Chicago managed to score its second touchdown of the night on a 65-yard punt return by Royal, but the Eagles' lead proved to be too much for the home team.

Notes: Doug Pederson became the first Eagles head coach in the Super Bowl Era to win his first two games with the team. The last Philadelphia head coach to accomplish the feat was Nick Skorich in 1961.

Weather: Mostly Cloudy, 84 **Wind:** SW 5 mph **Surface:** Grass **Time:** 3:02

EAGLES INDIVIDUAL STATISTICS

RUSHING: D. Sproles 12-40, R. Mathews 9-32-2TDs, W. Smallwood 2-16, C. Wentz 6-10, K. Barner 2-2, J. Huff 1-0
RECEIVING: J. Matthews 6-71, T. Burton 5-49-1TD, N. Agholor 4-42, D. Green-Beckham 2-18, D. Sproles 2-8, R. Mathews 1-3, J. Huff 1--1
PASSING: C. Wentz 21-34-190-1TD-0
INTERCEPTIONS: N. Bradham 1-28
SACKS: B. Graham 1.0, M. Jenkins 1.0, D. Vaeao 1.0
FIELD GOALS: C. Sturgis (25G, 29G, 53G)

BEARS INDIVIDUAL STATISTICS

RUSHING: J. Langford 11-28-1TD, J. Howard 3-22, K. White 1-9, K. Carey 2-3, P. Lasike 1-2
RECEIVING: A. Jeffery 5-96, E. Royal 4-52, K. White 4-36, Z. Miller 4-33, J. Howard 2-9, J. Langford 1-6, K. Carey 1-3
PASSING: J. Cutler 12-17-157-0TDs-0, B. Hoyer 9-12-78-0TDs-0
INTERCEPTIONS: None
SACKS: S. Acho 1.0, W. Young 1.0
FIELD GOALS: C. Barth (31LU)

PHILADELPHIA 34, PITTSBURGH 3

SUNDAY, SEPTEMBER 25, 2016 - LINCOLN FINANCIAL FIELD



Following a *Monday Night Football* road win in Week 2 at Chicago, the Eagles returned to Lincoln Financial Field to face the Pittsburgh Steelers in Week 3.



Logan

Despite the quick turnaround that comes from playing on a Monday night, the Birds got off to a fast start against their Western Pennsylvania counterparts.

Steelers QB Ben Roethlisberger led Pittsburgh into the red zone on the game's opening possession; however, the Eagles were able to keep Pittsburgh off the board when [DT Bennie Logan burst through the Steelers line to block a 36-yard field goal attempt by K Chris Boswell.](#)

Following the block, Eagles QB Carson Wentz hit TE Brent Celek for 22 yards and RB Darren Sproles for 40 yards on back-to-back plays to move the Eagles inside the Pittsburgh 15-yard line and set up a 29-yard field goal by K Caleb Sturgis.

The Eagles defense forced a quick punt on the Steelers' ensuing possession to return the ball to the Philadelphia offense and help set up the Birds' longest touchdown drive of the season.

Taking over at his own 18, Wentz directed a 12-play, 82-yard drive and gave Philadelphia a 10-0 lead when he [connected with WR Jordan Matthews for a 12-yard touchdown.](#)

Both teams traded field goals to close out the second quarter, with Boswell connecting from 40 yards and Sturgis hitting his second kick of the contest (38 yards) to make the score 13-3 at halftime.

The Eagles received the ball to start the second half and needed just three plays to add to their lead. [Facing a third-and-8 on his own 27, Wentz stepped up in the pocket, scrambled to his right and lofted a perfect pass down the right sideline to Sproles.](#) The



Sproles

veteran running back adjusted his route, hauled in the pass and weaved his way to the end zone for a 73-yard score.

Sproles' touchdown gave the home team a 20-3 lead and allowed the Birds' defense to help close out the game.

Down by 17 points, Pittsburgh elected to go for it on fourth-and-5 from the Philadelphia 33 and Eagles S Malcolm Jenkins broke up a pass intended for Steelers WR Antonio Brown. The stop led to yet another Eagles' scoring drive, as rookie RB Wendell Smallwood scored the first touchdown of his career to give the Eagles a 27-3 lead.



SCORING RECAP

	1st	2nd	3rd	4th	Pts
Pittsburgh	0	3	0	0	3
Philadelphia	3	10	21	0	34
Phi - C. Sturgis, 29 FG (7-63, 3:20)					
Phi - J. Matthews, 12 pass from Wentz (Sturgis) (12-82, 6:06)					
Pit - C. Boswell, 40 FG (8-61, 4:24)					
Phi - C. Sturgis, 38 FG (10-58, 5:15)					
Phi - D. Sproles, 73 pass from Wentz (Sturgis) (3-75, 2:06)					
Phi - W. Smallwood, 1 run (Sturgis) (7-67, 4:58)					
Phi - K. Barner, 8 run (Sturgis) (3-41, 1:24)					

TEAM STATISTICS

	PITTSBURGH	PHILADELPHIA
First Downs	15	25
Net Yards Gained	251	426
Rushes/Yards	10/29	30/125
Net Yards Passing	222	301
Att/Comp/INT	44/24/1	31/23/0
Sacked/Yards Lost	4/35	0/0
Punts/Average	3/55.0	4/41.3
Fumbles/Lost	2/1	1/0
Penalties/Yards	7/77	10/99
Time of Possession	25:04	34:56
3rd-Down Efficiency	4/11	4/10
Turnover Ratio	-2	+2

The Birds' defense continued its dominating performance on Pittsburgh's next drive, as [DT Fletcher Cox recorded his second sack of Roethlisberger and forced a fumble that was picked up by DE Brandon Graham](#) and returned to the Steelers 41.

The Eagles offense capitalized on the turnover when [RB Kenjon Barner scored his first career touchdown on an 8-yard run](#) to make the final score 34-3.

The win improved the Eagles' record to 3-0 heading into the bye week.

Weather: Sunny, 73 **Wind:** NNE 7 mph **Surface:** Grass **Time:** 2:56

EAGLES INDIVIDUAL STATISTICS

RUSHING: W. Smallwood 17-79-1TD, K. Barner 8-42-1TD, C. Wentz 1-10, D. Sproles 2--1, R. Matthews 2--5
RECEIVING: D. Sproles 6-128-1TD, J. Huff 4-20, B. Celek 3-61, D. Green-Beckham 3-33, N. Agholor 3-21, T. Burton 2-19, J. Matthews 2-19-1TD
PASSING: C. Wentz 23-31-301-2TDs-0
INTERCEPTIONS: R. McLeod 1-0
SACKS: F. Cox 2.0, B. Graham 1.0, B. Logan 1.0
FIELD GOALS: C. Sturgis (29G, 38G)

STEELERS INDIVIDUAL STATISTICS

RUSHING: D. Williams 8-21, B. Roethlisberger 1-7, D. Richardson 1-1
RECEIVING: A. Brown 12-140, D. Williams 4-23, S. Coates 3-50, E. Rogers 2-32, J. James 2-10, M. Wheaton 1-2
PASSING: B. Roethlisberger 24-44-257-0TDs-1
INTERCEPTIONS: None
SACKS: None
FIELD GOALS: C. Boswell (36B, 40G)

PHILADELPHIA 23, DETROIT 24

SUNDAY, OCTOBER 9, 2016 - FORD FIELD



The Birds got off to a slow start in their first game back from the bye, as Lions **QB Matthew Stafford** guided the home team down the field on the game's opening possession and gave Detroit a 7-0 lead when he connected with **RB Theo Riddick** on a 1-yard touchdown pass.

After a quick stop by the Lions defense, Stafford went back to work and engineered a nine-play, 80-yard drive, which was capped yet again by a receiving touchdown from Riddick (17 yards).

With Philadelphia in need of a spark to stop the Lions' offensive surge, Eagles rookie **QB Carson Wentz** put together a nine-play, 75-yard drive that featured five Philadelphia first downs and five plays of 10-plus yards. The Birds cut their deficit to 14-7 when **RB Ryan Mathews caught a 1-yard touchdown from Wentz**.

Despite the brief swing in momentum, the Lions offense continued to roll on its next possession, as Stafford drove the home team deep into Eagles territory once again and **WR Marvin Jones** gave Detroit a 21-7 lead on a 1-yard touchdown catch with 3:08 left in the first half.

Eagles **K Caleb Sturgis** hit a 50-yard field goal as time expired in the half to make the score 21-10 at the break.



The Eagles jumped out to a fast start in the third quarter, as Wentz hit **WR Nelson Agholor** for 18 yards, Mathews for 17 yards and **WR Dorial Green-Beckham** for 26 yards to move the Eagles down to the Lions 3. Two plays later, Wentz found **WR**

Josh Huff over the middle for a 1-yard touchdown to make the score 21-17.

The Eagles defense returned to its dominant form in the second half and on Detroit's first drive of the half, **Eagles LB Nigel Bradham scooped up a Stafford fumble at the Lions 16** and Sturgis hit another field goal to make the score 21-20.

After the Birds forced Detroit to punt on back-to-back possessions, Sturgis finished a fourth-quarter drive with a 49-yard field goal to give the Eagles a 23-21 lead with less than seven minutes remaining in regulation.

The Philly defense forced another three-and-out on Detroit's next possession, but the Birds offense was unable to seal the game when Mathews fumbled on third-and-2 and the Lions



SCORING RECAP

	1st	2nd	3rd	4th	Pts
Philadelphia	0	10	10	3	23
Detroit	14	7	0	3	24
Det - T. Riddick, 1 pass from Stafford (Prater) (11-75, 5:23)					
Det - T. Riddick, 17 pass from Stafford (Prater) (9-80, 5:09)					
Phi - R. Mathews, 1 pass from Wentz (Sturgis) (9-75, 5:32)					
Det - M. Jones, 1 pass from Stafford (Prater) (12-75, 7:13)					
Phi - C. Sturgis, 50 FG (11-43, 3:08)					
Phi - J. Huff, 1 pass from Wentz (Sturgis) (9-75, 5:42)					
Phi - C. Sturgis, 33 FG (4-2, 1:00)					
Phi - C. Sturgis, 49 FG (11-49, 5:21)					
Det - M. Prater, 29 FG (7-34, 1:06)					

TEAM STATISTICS

	PHILADELPHIA	DETROIT
First Downs	18	21
Net Yards Gained	346	244
Rushes/Yards	21/116	27/80
Net Yards Passing	230	164
Att/Comp/INT	33/25/1	25/19/0
Sacked/Yards Lost	3/8	4/16
Punts/Average	2/38.0	3/53.0
Fumbles/Lost	2/1	1/1
Penalties/Yards	14/111	2/18
Time of Possession	29:36	30:24
3rd-Down Efficiency	5/11	3/9
Turnover Ratio	-1	+1

recovered the loose ball at the Eagles 45. A few plays later, Lions **K Matt Prater** hit a 29-yard field goal to give Detroit a 24-23 lead with 1:28 left in the game.

The Eagles attempted to put together a game-winning drive, but Wentz was intercepted by Lions **CB Darius Slay** on the drive's opening play.

Weather: Indoors **Wind:** None **Surface:** Field Turf **Time:** 3:04

EAGLES INDIVIDUAL STATISTICS

RUSHING: D. Sproles 5-45, R. Mathews 11-42, C. Wentz 2-14, J. Huff 2-10, N. Agholor 1-5

RECEIVING: R. Mathews 5-33-1TD, J. Matthews 4-65, D. Sproles 4-23, D. Green-Beckham 3-43, Z. Ertz 3-37, J. Huff 3-5-1TD, N. Agholor 2-27, T. Burton 1-5

PASSING: C. Wentz 25-33-238-2TDs-1

INTERCEPTIONS: None

SACKS: F. Cox 1.0, V. Curry 1.0, B. Logan 1.0, TEAM 1.0

FIELD GOALS: C. Sturgis (50G, 33G, 49G)

LIONS INDIVIDUAL STATISTICS

RUSHING: T. Riddick 11-49, M. Stafford 6-16, Z. Zenner 7-9, G. Tate 3-6

RECEIVING: T. Riddick 6-33-2TDs, A. Boldin 4-48, M. Jones 4-37-1TD, G. Tate 3-39, Z. Zenner 2-23

PASSING: M. Stafford 19-25-180-3TDs-0

INTERCEPTIONS: D. Slay 1-11

SACKS: A. Bryant 1.0, A. Robinson 1.0, D. Taylor 1.0

FIELD GOALS: M. Prater (29G)

PHILADELPHIA 20, WASHINGTON 27

SUNDAY, OCTOBER 16, 2016 - FEDEXFIELD



Following their first loss of the season at Detroit, Philadelphia opened its 2016 NFC East slate with a Week 6 road contest at Washington.

For the second straight week, the Eagles fell behind 14-0 and were forced to dig themselves out of an early hole.

The scoring began when Redskins **QB Kirk Cousins** directed touchdown drives on back-to-back possessions to end the first quarter and start the second quarter. Cousins capped both of those drives with touchdown passes, first to **WR Jamison Crowder** and then to **TE Vernon Davis**.



Smallwood

Once again faced with the task of playing from behind, the Birds received two second-quarter scores from their defense and special teams to put them back in the game.

Following Davis' touchdown, which gave Washington its 14-0 lead, [Eagles rookie RB Wendell Smallwood took the ensuing kickoff to the house for an 86-yard touchdown.](#)

Feeding off the energy provided by the special teams unit, the Eagles defense provided another spark on the Redskins' next possession. On first-and-10 from the Philadelphia 38, Cousins targeted Davis over the middle, but [Eagles S Malcolm Jenkins undercut the route, picked off Cousins and dashed down the sideline for a 64-yard touchdown.](#)



Jenkins

With the game knotted at 14-14, Washington restored its lead just before halftime when **RB Matt Jones** plunged into the end zone from 1 yard out to give the Redskins a 21-14 advantage.

Washington reached the red zone on the opening drive of the second half, but was forced to settle for a 32-yard field goal by **K Dustin Hopkins**.

With the Eagles trailing 24-14 entering the fourth quarter, [Eagles QB Carson Wentz moved Philadelphia into scoring position when he connected with WR Jordan Matthews on a 54-yard pass.](#) Three plays later, **K Caleb Sturgis** hit a 38-yard field goal to cut Washington's lead to 24-17.

Both teams traded field goals on their next possessions, with Sturgis connecting on a 28-yard kick to make it a one-score game with just over five minutes remaining in regulation.

The Birds defense immediately forced a three-and-out and returned the ball to its offense with four minutes left in the contest.



SCORING RECAP

	1st	2nd	3rd	4th	Pts
Philadelphia	0	14	0	6	20
Washington	7	14	3	3	27
Was - J. Crowder, 16 pass from Cousins (Hopkins) (3-71, 1:31)					
Was - V. Davis, 13 pass from Cousins (Hopkins) (9-90, 5:51)					
Phi - W. Smallwood, 86 kickoff return (Sturgis)					
Phi - M. Jenkins, 64 interception return (Sturgis)					
Was - M. Jones, 1 run (Hopkins) (13-75, 3:49)					
Was - D. Hopkins, 32 FG (12-65, 6:20)					
Phi - C. Sturgis, 38 FG (9-70, 3:50)					
Was - D. Hopkins, 50 FG (7-58, 3:13)					
Phi - C. Sturgis, 28 FG (8-69, 4:23)					

TEAM STATISTICS

	PHILADELPHIA	WASHINGTON
First Downs	12	26
Net Yards Gained	239	493
Rushes/Yards	21/94	33/230
Net Yards Passing	145	263
Att/Comp/INT	22/11/0	34/18/1
Sacked/Yards Lost	5/34	0/0
Punts/Average	6/44.3	4/52.8
Fumbles/Lost	0/0	0/0
Penalties/Yards	13/114	9/75
Time of Possession	25:47	34:13
3rd-Down Efficiency	4/12	7/13
Turnover Ratio	+1	-1

Taking over at his own 30, Wentz drove the Eagles as far as the Redskins 42-yard line, but back-to-back sacks on second and third down forced the Eagles to punt the ball away.

From there, Washington's offense was able to gain one final first down and run out the clock to secure a 27-20 victory.

Weather: Sunny, 69 **Wind:** SSW 13 mph **Surface:** Grass **Time:** 3:09

EAGLES INDIVIDUAL STATISTICS

RUSHING: R. Mathews 9-60, D. Sproles 4-20, W. Smallwood 4-6, K. Barner 2-6, C. Wentz 2-2
RECEIVING: J. Matthews 3-75, N. Agholor 3-34, D. Green-Beckham 1-23, Z. Ertz 1-22, W. Smallwood 1-14, T. Burton 1-7, D. Sproles 1-4
PASSING: C. Wentz 11-22-179-0TDs-0
INTERCEPTIONS: M. Jenkins 1-64-1TD
SACKS: None
FIELD GOALS: C. Sturgis (38G, 28G)

REDSKINS INDIVIDUAL STATISTICS

RUSHING: M. Jones 16-135-1TD, R. Kelley 5-59, C. Thompson 9-37, K. Cousins 2-8, J. Crowder 1--9
RECEIVING: P. Garcon 6-77, D. Jackson 4-55, J. Crowder 3-52-1TD, C. Thompson 3-29, V. Davis 2-50
PASSING: K. Cousins 18-34-263-2TDs-1
INTERCEPTIONS: None
SACKS: R. Kerrigan 2.5, R. Jean Francois 1.0, W. Blackmon 0.5, T. Murphy 0.5, P. Smith 0.5
FIELD GOALS: D. Hopkins (32G, 50G)

PHILADELPHIA 21, MINNESOTA 10

SUNDAY, OCTOBER 23, 2016 - LINCOLN FINANCIAL FIELD



After nearly a month since their last home game, the Eagles returned to Lincoln Financial Field to host the 5-0 Minnesota Vikings in Week 7.



McLeod + Kendricks

In need of a victory following back-to-back road losses, the Eagles were faced with a tough task, but proved up to the challenge.

The first quarter got off to an unorthodox start, as the two teams combined for five turnovers: three by the home team and two by the visitors.

Backed up inside his own 10, Eagles QB Carson Wentz was intercepted by Vikings S Andrew Sendejo, and while it initially appeared that Sendejo was headed for the end zone, Eagles LG Allen

Barbre brought the Vikings safety down at the 2-yard line.


Although it may have been overlooked at the time, Barbre's touchdown-saving tackle proved to be a significant play for the Birds, as [Eagles S Rodney McLeod picked off Vikings QB Sam Bradford three plays later to keep Minnesota off the board.](#)

The two teams exchanged fumble recoveries on their next possessions and Wentz threw his second interception of the day to close out the quarter.

Minnesota got the scoring started in the second quarter when [K Blair Walsh](#) connected on a 48-yard field goal to give the Vikings a 3-0 lead. However, the Vikings' lead was short lived, as [Eagles WR Josh Huff](#) returned the ensuing kickoff 98 yards for a [touchdown](#) and Wentz ran the ball in for a 2-point conversion to give the Eagles a 8-3 advantage.

Later in the second quarter, Bradford committed his third turnover of the game when [McLeod sacked the former Eagles quarterback and forced a fumble that was recovered by teammate DT Beau Allen.](#)

Following the fumble recovery, Eagles [K Caleb Sturgis](#) hit a 35 yard field goal to extend Philadelphia's lead to 11-3 at the half.



Huff

The Eagles defense continued to apply pressure to Bradford and the Minnesota offense in the second half, as [LBs Jordan Hicks](#) and [Nigel Bradham](#) notched sacks on back-to-back plays of the Vikings' opening possession to forced a punt.

Following the punt, Wentz and the offense put together their first touchdown drive of the game: a nine-play, 77-yard drive that



SCORING RECAP

	1st	2nd	3rd	4th	Pts
Minnesota	0	3	0	7	10
Philadelphia	0	11	7	3	21
Min - B. Walsh, 48 FG (12-50, 4:57)					
Phi - J. Huff, 98 kickoff return (C. Wentz run)					
Phi - C. Sturgis, 35 FG (10-35, 2:35)					
Phi - D. Green-Beckham, 5 pass from Wentz (Sturgis) (9-77, 5:51)					
Phi - C. Sturgis, 21 FG (9-47, 5:32)					
Min - C. Patterson, 14 pass from Bradford (Walsh) (11-56, 3:56)					

TEAM STATISTICS

	MINNESOTA	PHILADELPHIA
First Downs	18	15
Net Yards Gained	282	239
Rushes/Yards	27/93	26/101
Net Yards Passing	189	138
Att/Comp/INT	41/24/1	28/16/2
Sacked/Yards Lost	6/35	0/0
Punts/Average	4/45.3	4/50.5
Fumbles/Lost	5/3	4/2
Penalties/Yards	7/56	7/53
Time of Possession	32:08	27:52
3rd-Down Efficiency	9/19	4/11
Turnover Ratio	Even	Even

was capped [WR Dorial Green-Beckham's first touchdown grab as an Eagle.](#)

In full control of the contest with an 18-3 lead, the Birds' defense stifled Minnesota on its next two possessions, stoning the Vikings on fourth-and-1 from the Eagles 6 and fourth-and-three on the Vikings 47.

Sturgis added a fourth-quarter field goal and Bradford threw his first touchdown pass of the game with 37 seconds remaining to bring the final score to 21-10.

Weather: Clear, 62 Wind: W 20 mph Surface: Grass Time: 3:09

EAGLES INDIVIDUAL STATISTICS

RUSHING: R. Mathews 14-56, D. Sproles 3-26, W. Smallwood 4-13, C. Wentz 5-6
RECEIVING: J. Huff 4-39, J. Matthews 3-10, D. Sproles 2-23, N. Agholor 2-10, D. Green-Beckham 2-8-1TD, R. Mathews 1-27, Z. Ertz 1-14, B. Celek 1-7
PASSING: C. Wentz 16-28-138-1TD-2
INTERCEPTIONS: R. McLeod 1-0
SACKS: C. Barwin 1.0, N. Bradham 1.0, B. Graham 1.0, J. Hicks 1.0, R. McLeod 1.0, S. Means 1.0
FIELD GOALS: C. Sturgis (35G, 21G)

VIKINGS INDIVIDUAL STATISTICS

RUSHING: M. Asiata 12-55, J. McKinnon 11-43, Z. Line 2-2, S. Bradford 1--1, R. Hillman 1--6
RECEIVING: C. Patterson 7-67-1TD, M. Asiata 6-25, K. Rudolph 5-55, A. Thielen 2-52, S. Diggs 2-18, J. McKinnon 1-5, R. Hillman 1-2
PASSING: S. Bradford 24-41-224-1TD-1
INTERCEPTIONS: A. Sendejo 1-16, X. Rhodes 1-0
SACKS: None
FIELD GOALS: B. Walsh (48G)

PHILADELPHIA 23, DALLAS 29

SUNDAY, OCTOBER 30, 2016 - AT&T STADIUM



For the second time in three weeks, the Eagles hit the road to take on an NFC East foe, as they traveled to Dallas for a Week 8 *Sunday Night Football* matchup.

Philadelphia opened the scoring on its first possession when **K Caleb Sturgis** connected on a 30-yard kick to give the Eagles a 3-0 lead.

The Cowboys responded immediately, as Dallas rookie **QB Dak Prescott** found **WR Dez Bryant** for a 53-yard gain to the Philadelphia 22 and three plays later rushed into the end zone for a 7-yard touchdown to put the home team up 7-3.

Following an Eagles' three-and-out, the Cowboys extended their lead to 10-3 on a 38-yard field goal by **K Dan Bailey**.

Although the Birds were forced to punt once again on their next possession, P Donnie Jones flipped the field position by punting Dallas at the 5-yard line. The Eagles got the ball back three plays later and took advantage of the short field, as the offense scored [it's first touchdown of the day to tie the game at 10-10](#).

Following the Eagles' score, Dallas quickly moved the ball down the field and reached the Philadelphia 7 with less than two minutes remaining in the half. It appeared that the Cowboys were primed to take a lead heading into intermission, but **LB Jordan Hicks** stepped in front of a Prescott pass in the end zone for the Eagles' first turnover of the game.

Taking over at his own 20 following the turnover, Wentz led the offense into field goal position and Sturgis hit a career-long 55-yarder as time expired in the half to give Philadelphia a 13-10 advantage.

The Birds added to their lead in the second quarter, when QB **Carson Wentz** capped a 12-play, 69-yard drive with a [5-yard touchdown pass to WR Jordan Matthews](#) to make the score 20-10.

Bailey hit a field goal to close out the third-quarter scoring and the two clubs traded field goals at the start of the fourth to make the score 23-16.

With just over three minutes remaining in regulation, Prescott hit Bryant for a touchdown to tie the game at 23-23 and ultimately force overtime.

Dallas won the overtime coin toss and sealed the game on the only possession of the extra frame when Prescott connected with **TE Jason Witten** for the game winning score.



Matthews



Hicks



SCORING RECAP

	1st	2nd	3rd	4th	OT	Pts
Philadelphia	3	10	7	3	0	23
Dallas	7	3	3	10	6	29
Phi - C. Sturgis, 30 FG (10-50, 5:11)						
Dal - D. Prescott, 7 run (Bailey) (5-75, 1:58)						
Dal - D. Bailey, 38 FG (8-52, 3:20)						
Phi - R. Matthews, 1 run (Sturgis) (9-45, 5:05)						
Phi - C. Sturgis, 55 FG (8-43, 1:26)						
Phi - J. Matthews, 5 pass from Wentz (Sturgis) (12-69, 4:10)						
Dal - D. Bailey, 23 FG (12-70, 5:24)						
Phi - C. Sturgis, 34 FG (6-29, 1:47)						
Dal - D. Bailey, 49 FG (4-5, 1:24)						
Dal - D. Bryant, 22 pass from Prescott (Bailey) (11-90, 3:22)						
Dal - J. Witten, 5 pass from Prescott (12-75, 7:12)						

TEAM STATISTICS

	PHILADELPHIA	DALLAS
First Downs	21	26
Net Yards Gained	291	460
Rushes/Yards	24/97	34/187
Net Yards Passing	194	273
Att/Comp/INT	44/32/0	40/19/1
Sacked/Yards Lost	3/8	2/14
Punts/Average	6/44.8	5/44.4
Fumbles/Lost	4/1	2/0
Penalties/Yards	5/40	11/84
Time of Possession	33:15	33:57
3rd-Down Efficiency	6/15	4/14
Turnover Ratio	Even	Even

Weather: Clear skies, 84 Wind: S 5 mph Surface: Artificial Time: 3:29

EAGLES INDIVIDUAL STATISTICS

RUSHING: D. Sproles 15-86, R. Matthews 4-10-1TD, K. Barner 3-9, C. Wentz 1--3, W. Smallwood 1--5

RECEIVING: J. Matthews 11-65-1TD, D. Green-Beckham 5-55, D. Sproles 5-17, Z. Ertz 4-19, N. Agholor 3-25, J. Huff 1-9, T. Burton 1-6, K. Barner 1-5, R. Matthews 1-1

PASSING: C. Wentz 32-43-202-1TD-0, J. Huff 0-1-0-0TDs-0

INTERCEPTIONS: J. Hicks 1-0

SACKS: C. Barwin 1.0, M. Smith 1.0

FIELD GOALS: C. Sturgis (30G, 55G, 34G)

COWBOYS INDIVIDUAL STATISTICS

RUSHING: E. Elliott 22-96, D. Prescott 7-38-1TD, C. Jones 1-30, L. Whitehead 1-17, A. Morris 3-6

RECEIVING: D. Bryant 4-113-1TD, C. Beasley 4-53, E. Elliott 4-52, T. Williams 2-25, J. Witten 2-16-1TD, B. Butler 1-19, G. Swaim 1-8, K. Smith 1-1

PASSING: D. Prescott 19-39-287-2TDs-1, C. Beasley 0-1-0-0TDs-0

INTERCEPTIONS: None

SACKS: T. Crawford 1.5, O. Scandrick 1.0, C. Thornton 0.5

FIELD GOALS: D. Bailey (38G, 23G, 49G)

PHILADELPHIA 23, N.Y. GIANTS 28

SUNDAY, NOVEMBER 6, 2016 - METLIFE STADIUM



After an overtime loss to the Cowboys at Dallas in Week 8, the Eagles closed out their NFC East road schedule with a trip to MetLife Stadium in Week 9 to take on the New York Giants.

The Birds got off to a sluggish start, as **QB Carson Wentz** threw back-to-back interceptions on Philadelphia's first two possessions, giving Giants **QB Eli Manning** and the New York offense a pair of short fields.

Manning took advantage of the early turnovers, completing touchdown passes to **WRs Odell Beckham Jr.** and **Roger Lewis** to give New York a 14-0 lead with 9:43 remaining in the first quarter.

Wentz and the offense settled in following the early miscues and quickly moved the ball into New York territory thanks to a 32-yard pass to **TE Trey Burton** and 11-yard receptions by Burton and rookie **WR Bryce Treggs**.

After the drive stalled inside the 20, **K Caleb Sturgis** hit a 34-yard field goal to get the Birds on the board and make the score 14-3.

The Eagles continued to chip away at the deficit early in the second quarter when Wentz hit Treggs on a 58-yard bomb and **RB Ryan Mathews** ran around left end for an 8-yard touchdown two plays later to make the game 14-10.

However, the Giants responded with a touchdown drive of their own, as Manning led New York on a six-play, 86-yard drive and extended the home team's lead to 21-10 on Beckham's second touchdown reception of the afternoon.

The Eagles continued to fight back after the half and cut New York's lead to 21-17 when **RB Kenjon Barner** notched a 3-yard rushing touchdown on the first drive of the third quarter.

Just as they had done in the first half, the Giants immediately responded to Philadelphia's touchdown with a score of their own. Manning led a 10-play, 75-yard drive and logged his fourth touchdown pass of the game when he found **WR Sterling Shepard** for a 32-yard score.

Down 28-17, Wentz led the offense into field goal position and Sturgis connected on a 26 yarder to make it a one possession game early in the fourth quarter.

Later in the quarter, Sturgis connected on his third field goal of the day to bring the score to 28-23.



SCORING RECAP

	1st	2nd	3rd	4th	Pts
Philadelphia	3	7	7	6	23
N.Y. Giants	14	7	7	0	28
NYG - O. Beckham, 26 pass from Manning (Gould) (2-31, 0:50)					
NYG - R. Lewis, 30 pass from Manning (Gould) (3-30, 1:12)					
Phi - C. Sturgis, 34 FG (10-59, 3:52)					
Phi - R. Mathews, 8 run (Sturgis) (3-70, 1:33)					
NYG - O. Beckham, 1 pass from Manning (Gould) (6-86, 2:43)					
Phi - K. Barner, 3 run (Sturgis) (6-70, 2:43)					
NYG - S. Shepard, 32 pass from Manning (Gould) (10-75, 4:36)					
Phi - C. Sturgis, 26 FG (14-80, 7:26)					
Phi - C. Sturgis, 38 FG (8-26, 3:12)					

TEAM STATISTICS

	PHILADELPHIA	N.Y. GIANTS
First Downs	21	16
Net Yards Gained	443	302
Rushes/Yards	25/96	24/54
Net Yards Passing	347	248
Att/Comp/INT	47/27/2	36/22/2
Sacked/Yards Lost	2/17	1/9
Punts/Average	3/47.0	7/46.0
Fumbles/Lost	1/0	1/0
Penalties/Yards	4/43	5/30
Time of Possession	32:40	27:20
3rd-Down Efficiency	3/15	4/13
Turnover Ratio	Even	Even

With the game hanging in the balance and New York backed up inside its own 30, **LB Jordan Hicks** intercepted Manning on third-and-4 with less than two minutes remaining.

However, the Birds were unable to reach the end zone following four incompletions and the Giants kneeled out the clock.

Weather: Partly Cloudy, 56 **Wind:** W 9 mph **Surface:** Turf **Time:** 3:17

EAGLES INDIVIDUAL STATISTICS

RUSHING: D. Sproles 13-57, W. Smallwood 2-25, R. Mathews 5-15-1TD, K. Barner 1-3-1TD, C. Wentz 4--4

RECEIVING: Z. Ertz 8-97, J. Matthews 6-88, N. Agholor 4-41, T. Burton 3-55, D. Sproles 3-14, B. Treggs 2-69, R. Mathews 1-0

PASSING: C. Wentz 27-47-364-0TDs-2

INTERCEPTIONS: J. Hicks 1-3, N. Carroll 1-0

SACKS: D. Vaeao 1.0

FIELD GOALS: C. Sturgis (34G, 40B, 26G, 38G)

GIANTS INDIVIDUAL STATISTICS

RUSHING: P. Perkins 11-32, R. Jennings 11-26, E. Manning 2--4

RECEIVING: O. Beckham 4-46-2TDs, W. Tye 4-33, S. Shepard 3-50-1TD, J. Adams 3-24, P. Perkins 3-15, R. Jennings 3-13, V. Cruz 1-46, R. Lewis 1-30-1TD

PASSING: E. Manning 22-36-257-4TDs-2

INTERCEPTIONS: A. Adams 1-19, L. Collins 1-7

SACKS: L. Collins 1.0, O. Vernon 1.0

FIELD GOALS: None

PHILADELPHIA 24, ATLANTA 15

SUNDAY, NOVEMBER 13, 2016 - LINCOLN FINANCIAL FIELD



Mathews

Following back-to-back road games, the Eagles returned home to Lincoln Financial Field in Week 10 to host the Atlanta Falcons. In need of a win following two close division losses to Dallas and New York, the Eagles looked to improve on their perfect 3-0 record at home, but faced a tall task, as Atlanta entered the contest with a 6-3 record and the No. 1 scoring offense in the NFL.

The Birds set the tone early, as the defense forced a Falcons punt on the first possession of the game.

Eagles QB Carson Wentz and the Philadelphia offense then went to work, with Wentz completing his first four passes of the game

to get the Birds to the Falcons 28-yard line. RB Ryan Mathews did the rest of the heavy lifting from there, as the back took five-straight handoffs and [found paydirt on a 4-yard touchdown run to give Philadelphia a 7-0 lead.](#)

The Eagles defense continued its stout play throughout the remainder of the first half, stifling Atlanta's run game and keeping QB Matt Ryan and the passing offense in check. Although Atlanta pressed into Philadelphia territory twice during the second quarter, they were forced to settle for a pair of K Matt Bryant field goals that made the score 7-6 at halftime.

Philadelphia started the second half in similar fashion to the way it started the first, as Wentz and a heavy dose of running backs -- Mathews, Darren Sproles and Wendell Smallwood -- quickly moved the Birds into the red zone. Although the drive stalled at the 11, K Caleb Sturgis converted a 29-yard field goal to give Philadelphia a 10-6 advantage.

The Falcons responded with a field goal drive of their own to make the score 10-9 and Sturgis hit another kick on Philly's next possession to make it a 13-9 game at the start of the fourth quarter.

However, two plays after Stugis' second field goal of the game, Atlanta took its first lead when Ryan hit WR Taylor Gabriel for a 76-yard touchdown. Bryant missed the extra point, bringing the score to 15-13 with just over 13 minutes remaining in the game.

Sturgis missed a 55-yard field goal on the ensuing drive, but the Eagles defense forced a three-and-out to return the ball to the offense and set the stage for the first fourth-quarter comeback of Wentz's career.

Wentz started the drive with an 18-yard completion to TE



Graham



SCORING RECAP

	1st	2nd	3rd	4th	Pts
Atlanta	0	6	3	6	15
Philadelphia	7	0	3	14	24
Phi - R. Mathews, 4 run (Sturgis) (12-81, 7:14)					
Atl - M. Bryant, 38 FG (6-46, 3:04)					
Atl - M. Bryant, 43 FG (9-50, 4:36)					
Phi - C. Sturgis, 29 FG (14-70, 6:44)					
Atl - M. Bryant, 46 FG (8-47, 3:30)					
Phi - C. Sturgis, 25 FG (10-59, 5:56)					
Atl - T. Gabriel, 76 pass from Ryan (kick failed, hlu) (2-75, 0:35)					
Phi - R. Mathews, 5 run (R. Mathews run) (8-76, 3:36)					
Phi - C. Sturgis, 48 FG (4-8, 0:22)					

TEAM STATISTICS

	ATLANTA	PHILADELPHIA
First Downs	11	15
Net Yards Gained	303	239
Rushes/Yards	13/48	26/101
Net Yards Passing	255	138
Att/Comp/INT	33/18/1	28/16/2
Sacked/Yards Lost	2/12	0/0
Punts/Average	4/40.5	4/50.5
Fumbles/Lost	0/0	4/2
Penalties/Yards	8/67	7/53
Time of Possession	21:50	27:52
3rd-Down Efficiency	2/11	4/11
Turnover Ratio	Even	Even

Zach Ertz and then quickly drove the offense down to the Falcons 5-yard line to set up [Mathews' second rushing TD of the game.](#)

The score and a two-point conversion gave the Eagles a 21-15 lead and Sturgis added a late field goal to put the game away at 24-15.

Weather: Sunny, 58 **Wind:** WSW 10 mph **Surface:** Grass **Time:** 3:05

EAGLES INDIVIDUAL STATISTICS

RUSHING: R. Mathews 19-109-2TDS, W. Smallwood 13-70, D. Sproles 2-19, C. Wentz 4-10

RECEIVING: D. Sproles 8-57, J. Matthews 6-73, Z. Ertz 6-55, R. Mathews 2-30, N. Agholor 2-7, B. Celek 1-9

PASSING: C. Wentz 25-36-231-0TDs-0

INTERCEPTIONS: L. McKelvin 1-0

SACKS: C. Barwin 1.0, B. Graham 1.0

FIELD GOALS: C. Sturgis (44WR, 29G, 55SH, 25G, 48G)

FALCONS INDIVIDUAL STATISTICS

RUSHING: D. Freeman 12-49, T. Ward 1--1

RECEIVING: J. Jones 10-135, D. Freeman 3-32, M. Sanu 2-14, T. Gabriel 1-76-1TD, A. Hooper 1-8, A. Robinson 1-2

PASSING: M. Ryan 18-33-267-1TD-1

INTERCEPTIONS: None

SACKS: V. Beasley 2.0

FIELD GOALS: M. Bryant (38G, 43G, 53WR, 46G)

PHILADELPHIA 15, SEATTLE 26

SUNDAY, NOVEMBER 20, 2016 - CENTURYLINK FIELD



For the first time since 2011, the Eagles made a cross-country trek to face the Seahawks in Seattle in Week 12.

A notoriously difficult place to play, CenturyLink Field provided a tall task for Eagles rookie **QB Carson Wentz** and the visiting Eagles.

The home team struck first, as Seahawks **RB C.J. Prosise** ripped off a 72-yard touchdown run on Seattle's second possession of the game. However, Eagles **DT Bennie Logan** [blocked the ensuing extra point to make the score 6-0.](#)

After the teams traded possessions, Wentz and the Philadelphia offense put together an impressive drive that spanned a season-long 7:35. Philadelphia registered five first downs



on the 13-play march and [took a 7-6 lead when TE Zach Ertz hauled in a 4-yard pass from Wentz](#) and stretched the ball over the goal line for a touchdown.

Seattle responded with a touchdown drive of its own, as **QB Russell Wilson** and **RB Thomas Rawls** led the Seahawks offense down the field and Wilson connected with **TE Jimmy Graham** for a 35-yard touchdown on third-and-11.

This time around, **K Steven Hauschka**'s extra point split the upright to give the Seahawks a 13-7 lead.

The Birds appeared to retake the lead on their next possession when Ertz caught a perfectly designed screen pass from Wentz and dashed 57 yards down the right sideline for a score; however, an illegal formation penalty negated the scoring play and the momentum shifted from that point on.

Seattle tacked on a Hauschka field goal on its next drive to take a 16-7 lead into halftime and added to their advantage midway through the third quarter when **WR Doug Baldwin** lofted a perfect pass to Russell Wilson on a trick play for a 15-yard touchdown.

A 35-yard field goal by Hauschka made it 26-7 Seattle early in the fourth quarter and put Philadelphia in a hole the proved too deep to surmount.

Wentz and the offense managed to put together a touchdown drive midway through the fourth quarter, as **WR Dorial Green-Beckham** [hauled in a 5-yard touchdown catch](#) and **WR Nelson Agholor** snagged a two-point conversion to bring the score to 26-15 with under four minutes remaining in regulation.

After a failed onside kick attempt, the Eagles defense forced a three-and-out; however, the Birds were unable to muster a comeback and Seattle kneeled out the clock on the game's final three plays, sending the Eagles back to Philadelphia with a 5-5 record.



SCORING RECAP

	1st	2nd	3rd	4th	Pts
Philadelphia	0	7	0	8	15
Seattle	6	10	7	3	26
Sea - C. Prosise, 72 run (kick blocked) (2-80, 0:48)					
Phi - Z. Ertz, 4 pass from Wentz (Sturgis) (13-68, 7:35)					
Sea - J. Graham, 35 pass from Wilson (Hauschka) (10-92, 5:53)					
Sea - S. Hauschka, 21 FG (6-74, 1:45)					
Sea - R. Wilson, 15 pass from Baldwin (Hauschka) (6-59, 2:16)					
Sea - S. Hauschka, 35 FG (8-24, 2:42)					
Phi - D. Green-Beckham, 5 pass from Wentz (Wentz-Agholor pass) (10-66, 3:33)					

TEAM STATISTICS

	PHILADELPHIA	SEATTLE
First Downs	20	18
Net Yards Gained	308	439
Rushes/Yards	26/113	30/152
Net Yards Passing	195	287
Att/Comp/INT	45/23/2	32/19/0
Sacked/Yards Lost	2/23	1/0
Punts/Average	7/49.1	6/46.5
Fumbles/Lost	1/0	1/0
Penalties/Yards	8/48	7/48
Time of Possession	31:06	28:54
3rd-Down Efficiency	6/16	5/15
Turnover Ratio	-2	+2

EAGLES INDIVIDUAL STATISTICS

RUSHING: W. Smallwood 13-48, R. Mathews 7-31, K. Barner 3-17, D. Sproles 2-15, C. Wentz 1-2

RECEIVING: Z. Ertz 6-35-1TD, J. Matthews 5-59, D. Green-Beckham 5-54-1TD, W. Smallwood 4-31, B. Celek 1-19, T. Burton 1-14, D. Sproles 1-6

PASSING: C. Wentz 23-45-218-2TDs-2

INTERCEPTIONS: None

SACKS: V. Curry 0.5, M. Smith 0.5

FIELD GOALS: None

Weather: Rain, 54 Wind: SSE 5 mph Surface: FieldTurf Time: 3:16

SEAHAWKS INDIVIDUAL STATISTICS

RUSHING: C. Prosise 4-76-1TD, T. Rawls 14-57, R. Wilson 8-19, T. Pope 2-3, W. Tukuafu 1-2, T. Boykin 1--5

RECEIVING: D. Baldwin 4-104, J. Graham 3-46-1TD, T. Rawls 3-31, T. Lockett 2-39, J. Kearse 2-29, C. Prosise 2-5, R. Wilson 1-15-1TD, L. Willson 1-12, P. Richardson 1-6

PASSING: R. Wilson 18-31-272-1TD-0, D. Baldwin 1-1-15-1TD-0

INTERCEPTIONS: K. Chancellor 1-5, R. Sherman 1-0

SACKS: C. Avril 1.0, B. Wagner 1.0

FIELD GOALS: S. Hauschka (21G, 35G, 44WR)

PHILADELPHIA 13, GREEN BAY 27

MONDAY, NOVEMBER 28, 2016 - LINCOLN FINANCIAL FIELD



Green-Beckham

Although the Eagles had already played two primetime contests on the road in 2016, Lincoln Financial Field hosted its first night game of the season in Week 12 when the Eagles faced off against the Green Bay Packers.

The Birds entered the game looking to build on their perfect 4-0 home record, while the Packers were in search of their first win since Week 7.

The Packers offense got off to a fast start, as **QB Aaron Rodgers** engineered a 10-play, 75-yard drive on the game's opening possession, and gave the visitors a 7-0 lead when he hit **WR Davante Adams** for a 12-yard touchdown.

However, Philadelphia responded immediately with a touchdown drive of its own. Taking over at his own 19, Eagles **QB Carson Wentz** moved the offense down the field with ease, as the Birds never faced a third-down situation and evened the score at 7-7 when Wentz scrambled for a 1-yard touchdown. **WR Dorial Green-Beckham** played a major role on the drive, as the second-year wideout caught four passes for 53 yards to set up the score.

The Green Bay offense went back to work on their next possession, putting together another long scoring drive which once again ended with a Rodgers-Adams touchdown connection.

The Eagles were able to add three points before halftime when **K Caleb Sturgis** connected on a 48-yard field goal with less than 30 seconds remaining in the quarter to cut the Packers' lead to 14-10 at the break.

Philadelphia got off to a rough start in the third quarter when Wentz sailed a pass over the middle and Packers **S Haha Clinton-Dix** hauled in the errant throw for an interception.

On the very next play, Rodgers lofted a perfect pass down the right sideline to Adams for a 50-yard gain, setting up a 33-yard field goal by **K Mason Crosby**.

Sturgis hit his second field goal of the game when he connected from 50 yards out on the Eagles' next drive, pulling the Birds to within 17-13.

However, the Packers offense answered the bell once again, and took a 24-13 lead early in the fourth quarter on a 1-yard touchdown plunge by **FB Aaron Ripkowski**.

The Packers' two-score lead proved too great to overcome and Crosby added another field goal to bring the final tally to 27-13.



Wentz



SCORING RECAP

	1st	2nd	3rd	4th	Pts
Green Bay	7	7	3	10	27
Philadelphia	7	3	3	0	13
GB - D. Adams, 12 pass from Rodgers (Crosby) (10-75, 5:09)					
Phi - C. Wentz, 1 run (Sturgis) (11-81, 6:11)					
GB - D. Adams, 20 pass from Rodgers (Crosby) (9-75, 3:47)					
Phi - C. Sturgis, 48 FG (13-69, 3:03)					
GB - M. Crosby, 33 FG (5-57, 2:32)					
Phi - C. Sturgis, 50 FG (11-43, 3:27)					
GB - A. Ripkowski, 1 run (Crosby) (13-75, 6:28)					
GB - M. Crosby, 32 FG (17-78, 8:21)					

TEAM STATISTICS

	GREEN BAY	PHILADELPHIA
First Downs	26	20
Net Yards Gained	387	292
Rushes/Yards	28/74	18/81
Net Yards Passing	313	211
Att/Comp/INT	39/30/0	36/24/1
Sacked/Yards Lost	0/0	4/43
Punts/Average	1/43.0	2/35.5
Fumbles/Lost	1/0	1/0
Penalties/Yards	7/51	7/42
Time of Possession	35:23	24:37
3rd-Down Efficiency	10/14	5/11
Turnover Ratio	+1	-1

Weather: Cloudy, 47 **Wind:** SSE 7 mph **Surface:** Grass **Time:** 2:58

PACKERS INDIVIDUAL STATISTICS

RUSHING: J. Starks 17-41, A. Rodgers 6-26, C. Michael 1-4, T. Montgomery 1-2, A. Ripkowski 3-1-1TD
RECEIVING: J. Nelson 8-91, R. Cobb 6-41, D. Adams 5-113-2TDs, J. Starks 5-27, A. Ripkowski 2-15, T. Montgomery 2-12, J. Cook 1-7, J. Janis 1-7
PASSING: A. Rodgers 30-39-313-2TDs-0
INTERCEPTIONS: H. Clinton-Dix 1-12
SACKS: M. Daniels 1.0, C. Matthews 1.0, J. Peppers 1.0, N. Perry 1.0
FIELD GOALS: M. Crosby (33G, 32G)

EAGLES INDIVIDUAL STATISTICS

RUSHING: W. Smallwood 9-37, C. Wentz 4-33-1TD, D. Sproles 3-6, B. Treggs 1-3, K. Barner 1-2
RECEIVING: D. Green-Beckham 6-82, D. Sproles 5-48, J. Matthews 4-47, Z. Ertz 3-36, T. Burton 3-10, B. Treggs 1-11, K. Barner 1-10, W. Smallwood 1-10
PASSING: C. Wentz 24-36-254-0TDs-1
INTERCEPTIONS: None
SACKS: None
FIELD GOALS: C. Sturgis (48G, 50G)

PHILADELPHIA 14, CINCINNATI 32

SUNDAY, DECEMBER 4, 2016 - PAUL BROWN STADIUM



After facing the Green Bay Packers at home on *Monday Night Football* in Week 12, Philadelphia boarded its last plane of the 2016 regular season and headed west to face the Cincinnati Bengals.

Philadelphia showed the effects of playing on a short week, as the Birds got off to a sluggish start and fell behind 10-0 in the first quarter.

The Bengals jumped out to the 10-0 lead thanks to a 32-yard field goal by **K Mike Nugent** and a 2-yard touchdown plunge from **RB Jeremy Hill**.



Sproles

Following the Hill score, the Eagles offense sustained its first long drive of the game, as the unit converted three third-down situations to move

as far as the Bengals' 32. Despite the Birds' success moving the chains, the drive stalled on third-and-9 from the 32 and **K Caleb Sturgis** clanked a field goal attempt off the right upright from 51 yards out. Cincinnati took over at its own 41 following the missed field goal, and Nugent quickly added his second field goal of the contest to give the home team a 13-0 lead.

The Eagles once again crossed midfield on their next possession, but a third-down, false start penalty forced the offense into a third-and-long situation and the team was unable to convert.

Taking over at his own 7-yard line following the Eagles' punt, Bengals **QB Andy Dalton** executed an efficient drive that saw the Cincinnati offense march 93 yards in 3:07 and take a 19-0 lead when Dalton hit **TE Tyler Eifert** for a 13-yard score.

The Bengals offense put together another scoring drive to start the third quarter and added to their lead when **WR Brandon LaFell** hauled in an 8-yard strike from Dalton on third-and-5.



Turner

Rookie **WR Paul Turner** sparked the Birds on Philadelphia's next possession, as he caught a short pass on a drag route from **QB Carson Wentz** and dashed down the right sideline for a 41-yard gain. Despite the big gain, Wentz was picked off four plays later by Bengals **LB Vontaze Burfict**.

A 61-yard kickoff return by **RB Kenjon Barner** late in the third quarter and a 20-yard pass from Wentz to **TE Zach Ertz** helped the Eagles crack the red zone for the first time in the contest, and **the Birds finally got on the board when Ertz**

hailed in a 13-yard touchdown pass from Wentz on fourth-and-5.



SCORING RECAP

	1st	2nd	3rd	4th	Pts
Philadelphia	0	0	7	7	14
Cincinnati	10	9	10	3	32
Cin - M. Nugent, 32 FG (8-39, 3:43)					
Cin - J. Hill, 2 pass from Dalton (Nugent) (8-81, 4:12)					
Cin - M. Nugent, 33 FG (7-44, 2:46)					
Cin - T. Eifert, 13 pass from Dalton (kick failed) (12-93, 3:07)					
Cin - B. LaFell, 8 pass from Dalton (Nugent) (8-77, 3:39)					
Cin - M. Nugent, 26 FG (10-78, 4:53)					
Phi - Z. Ertz, 13 pass from Wentz (Sturgis) (6-38, 1:37)					
Phi - D. Sproles, 2 run (Sturgis) (15-61, 6:04)					
Cin - M. Nugent, 38 FG (4-0, 1:02)					

TEAM STATISTICS

	PHILADELPHIA	CINCINNATI
First Downs	22	21
Net Yards Gained	359	412
Rushes/Yards	19/53	33/80
Net Yards Passing	306	332
Att/Comp/INT	60/36/3	31/23/0
Sacked/Yards Lost	1/2	0/0
Punts/Average	3/39.3	1/49.0
Fumbles/Lost	0/0	2/2
Penalties/Yards	10/88	3/23
Time of Possession	31:58	28:02
3rd-Down Efficiency	8/17	7/14
Turnover Ratio	-1	+1

hailed in a 13-yard touchdown pass from Wentz on fourth-and-5.

Philadelphia put together its second touchdown drive of the contest midway through the fourth quarter, bringing the score to 29-14 when **RB Darren Sproles** scored from 2 yards out.

Nugent booted his fourth field goal of the game late in the fourth quarter to bring the final score to 32-14.

Weather: Cloudy, 42 **Wind:** SE 10 mph **Surface:** Turf **Time:** 3:16

EAGLES INDIVIDUAL STATISTICS

RUSHING: W. Smallwood 8-19, C. Wentz 3-16, D. Sproles 7-14-1TD, N. Agholor 1-4

RECEIVING: Z. Ertz 9-79-1TD, P. Turner 6-80, D. Sproles 6-35, T. Burton 5-53, D. Green-Beckham 4-29, N. Agholor 4-23, C. Wentz 1-7, K. Barner 1-2

PASSING: C. Wentz 36-60-308-1TD-3

INTERCEPTIONS: None

SACKS: None

FIELD GOALS: Caleb Sturgis (51RU)

BENGALS INDIVIDUAL STATISTICS

RUSHING: R. Burkhead 8-38, J. Hill 23-33-1TD, A. Dalton 2-9

RECEIVING: B. LaFell 5-95-1TD, T. Boyd 4-66, R. Burkhead 4-28, C. Core 2-58, T. Eifert 2-25-1TD, J. Wright 2-20, J. Hill 2-12, A. Erickson 1-16, J. Fisher 1-12

PASSING: A. Dalton 23-31-332-2TDs-0

INTERCEPTIONS: V. Burfict 2-54, S. Williams 1-1

SACKS: C. Dunlap 0.5, D. Williams 0.5

FIELD GOALS: M. Nugent (32G, 33G, 26G, 38G)

PHILADELPHIA 22, WASHINGTON 27

SUNDAY, DECEMBER 11, 2016 - LINCOLN FINANCIAL FIELD



The Eagles kicked off the final quarter of the 2016 season with a Week 14 contest at home against the division rival Washington Redskins.

QB Carson Wentz and the Eagles offense opened the scoring on the first drive of the game, as Philadelphia marched down the field in 10 plays and **K Caleb Sturgis** hit a 45-yard field goal to give the Birds a 3-0 lead.

After the Eagles defense forced a three-and-out and a Washington punt, Wentz took over at his own 20 and moved the Eagles deep into Washington territory, thanks in part to a 44-yard pass interference penalty. The Birds moved all the way down to the Washington 3-yard line, but came up empty when Wentz was intercepted in the end zone by Redskins **S Deshaun Everett**.

Sturgis added his second field goal of the game on Philadelphia's next possession to give the Eagles a 6-0 lead.

Washington took its first lead of the game at 7-6 on the ensuing drive when Redskins **RB Robert Kelley** ran off left tackle for a 22-yard touchdown.

With less than five minutes remaining in the first half, Wentz engineered the Eagles' first touchdown drive of the game. Starting at their own 23, the offense marched 77 yards on 12 plays and took a 13-7 lead when **RB Darren Sproles** [hauled in a 4-yard touchdown pass from Wentz with 28 seconds remaining on the clock](#).

Washington regained the lead early in the third quarter when **WR DeSean Jackson** tracked down a deep ball from **QB Kirk Cousins** and raced into the end zone for an 80-yard score.

Although the Eagles reached field goal range on their next drive, a wrist injury to **LS Jon Dorenbos** proved costly, as backup long snapper **Brent Celek** snapped the ball into the turf and **P Donnie Jones** was unable to get the ball placed.

At the end of the third quarter, Washington tacked on its second touchdown of the half, taking a 21-13 lead on a 15-yard catch by **WR Pierre Garcon**.

Although Philadelphia went three-and-out on its next drive, **CB Leodis McKelvin** [flipped the game when he picked off Cousins early in the fourth quarter and returned the interception 29 yards for a score](#).

Trailing 21-19 following a missed two-point attempt, the Eagles defense quickly stopped the Redskins and returned the ball to the offense.

A 14-yard pass from Wentz to **TE Zach Ertz** on third-and-7 kept the Eagles next drive alive, and a 2-yard QB sneak by Wentz on fourth-and-1 from the Washington 34 helped move the Eagles into field goal range. After the drive stalled at the Redskins 24, the Birds were forced to attempt a 41-yard field goal. Having already lost Dorenbos, Philadelphia's field goal unit faced even longer odds when Celek, too, was lost to an injury; however, third-string long snapper **Trey Burton** and Jones were able to execute the snap and hold, and Sturgis banged the kick home to give Philadelphia a 22-21 lead.

Washington responded with a touchdown drive, as Cousins marched the offense down the field and took back the lead on a 25-yard touchdown run by **RB Chris Thompson**. A failed two-point try brought the score to 27-22 with less than two minutes remaining.

With just one timeout remaining, Wentz quickly moved the Eagles offense into the red zone, completing four passes of 10-plus yards, [including a 13-yarder to Ertz on third-and-10 from the Washington 27](#). However, the Eagles luck ran out when Redskins **LB Ryan Kerrigan** stripped Wentz in the backfield and Washington recovered the loose ball to end the game.

EAGLES INDIVIDUAL STATISTICS

RUSHING: R. Mathews 15-60, D. Sproles 5-27, C. Wentz 2-5, W. Smallwood 3-3, D. Jones 1-0
RECEIVING: Z. Ertz 10-112, J. Matthews 8-79, T. Burton 7-65, N. Agholor 2-22, D. Sproles 2-13-1TD, B. Celek 2-7, P. Turner 1-16
PASSING: C. Wentz 32-46-314-1TD-1
INTERCEPTIONS: L. McKelvin 1-29-1TD
SACKS: F. Cox 1.5, B. Logan 0.5
FIELD GOALS: C. Sturgis (45G, 36G, 41G)

SCORING RECAP

	1st	2nd	3rd	4th	Pts
Washington	0	7	14	6	27
Philadelphia	3	10	0	9	22
Phi - C. Sturgis, 45 FG (10-46, 5:14)					
Phi - C. Sturgis, 36 FG (10-53, 5:36)					
Was - R. Kelley, 22 run (Hopkins) (10-69, 6:18)					
Phi - D. Sproles, 4 pass from Wentz (Sturgis) (12-77, 3:43)					
Was - D. Jackson, 80 pass from Cousins (Hopkins) (2-81, 0:43)					
Was - P. Garcon, 15 pass from Cousins (Hopkins) (6-54, 3:14)					
Phi - L. McKelvin, 29 interception return (pass failed)					
Phi - C. Sturgis, 41 FG (11-37, 6:28)					
Was - C. Thompson, 25 run (pass failed) (8-77, 3:06)					

TEAM STATISTICS

	WASHINGTON	PHILADELPHIA
First Downs	16	24
Net Yards Gained	334	383
Rushes/Yards	23/107	26/95
Net Yards Passing	227	288
Att/Comp/INT	21/14/1	46/32/1
Sacked/Yards Lost	2/7	4/26
Punts/Average	3/47.0	2/53.0
Fumbles/Lost	0/0	3/1
Penalties/Yards	5/86	5/54
Time of Possession	23:22	36:38
3rd-Down Efficiency	2/7	9/18
Turnover Ratio	+1	-1

Weather: Cloudy, 35 Wind: S 3 mph Surface: Grass Time: 3:10

REDSKINS INDIVIDUAL STATISTICS

RUSHING: R. Kelley 16-63-1TD, C. Thompson 3-38-1TD, K. Cousins 4-6
RECEIVING: P. Garcon 5-59-1TD, D. Jackson 3-102-1TD, J. Crowder 2-37, R. Kelley 2-25, J. Reed 1-10, V. Davis 1-1
PASSING: K. Cousins 14-21-234-2TDs-1
INTERCEPTIONS: D. Everett 1-0
SACKS: B. Breeled 1.0, M. Foster 1.0, R. Kerrigan 1.0, C. Baker 0.5, C. Jenkins 0.5
FIELD GOALS: D. Hopkins (38LU)

PHILADELPHIA 26, BALTIMORE 27

SUNDAY, DECEMBER 18, 2016 - M&T BANK STADIUM



The Eagles closed out their 2016 road schedule with a Week 15 contest at Baltimore's M&T Bank Stadium and got off to a rough start in the inclement weather conditions.

QB Carson Wentz was intercepted by Ravens ILB Zachary Orr on the game's third play from scrimmage, and Baltimore took a 7-0 lead just five plays later when Ravens QB Joe Flacco hit WR Kamar Aiken for a 5-yard touchdown.

The teams traded field goals to close out the first quarter, bringing the score to 10-3.

The Eagles defense provided a spark at the start of the second quarter when LB Nigel Bradham strip-sacked Flacco at the Baltimore 6-yard line and DT Fletcher Cox recovered the fumble at the Ravens' 8.

RB Ryan Mathews plowed across the [goaline following the turnover](#) and punched in a 2-point conversion to give the Eagles an 11-10 lead.



Tucker connected on his second field goal of the contest on the Ravens' next drive to help Baltimore retake the lead at 13-11, but Sturgis matched the kick with less than two minutes remaining in the half to put the Eagles back in front at 14-13.

Taking over at his own 35 following the field goal, Flacco marched the Ravens 65 yards on eight plays and connected on a 34-yard touchdown pass to WR Steve Smith with nine seconds left on the clock to give the Ravens a 20-14 lead at halftime.

Sturgis hit his third field goal of the game early in the fourth quarter to pull the Eagles to within three points at 17-20.

The Ravens responded with a touchdown drive, as RB Kenneth Dixon ripped off a 16-yard TD run to give Baltimore a 27-17 lead.



Philadelphia turned the ball over on downs on the its next drive, but the Eagles regained possession when LB Jordan Hicks [intercepted Flacco at the Eagles 6-yard line and returned the pick 34 yards](#). Sturgis connected on a 29-yard field goal with 2:26 remaining to make it a one-score game.

The Eagles defense forced a three-and-out on Baltimore's next possession and Wentz quickly guided the Birds down the field and into the red zone. [With just 12 seconds remaining in the game, Wentz scrambled to his left and dove across the goaline for a 4-yard touchdown](#) to make the score 26-27. Head Coach Doug Pederson elected to go for two and the win rather than play for overtime, but Wentz's pass fell incomplete and Baltimore escaped with the win.

EAGLES INDIVIDUAL STATISTICS

RUSHING: R. Mathews 20-128-1TD, B. Marshall 9-22, C. Wentz 4-8-1TD, K. Barner 3-6, B. Treggs 1-4, N. Agholor 1-1

RECEIVING: Z. Ertz 6-80, J. Matthews 6-27, K. Barner 2-25, B. Marshall 2-6, T. Burton 2-2, D. Green-Beckham 1-11, N. Agholor 1-9, B. Celek 1-5, R. Mathews 1-5

PASSING: C. Wentz 22-42-170-0TDs-1

INTERCEPTIONS: J. Hicks 1-34

SACKS: N. Bradham 1.0, F. Cox 1.0, B. Allen 0.5, B. Graham 0.5

FIELD GOALS: Caleb Sturgis (45G, 34G, 27G, 29G)



SCORING RECAP

	1st	2nd	3rd	4th	Pts
Philadelphia	3	11	0	12	26
Baltimore	10	10	0	7	27
Bal - K. Aiken, 5 pass from Flacco (Tucker) [5-36, 1:54]					
Phi - C. Sturgis, 45 FG [6-16, 2:47]					
Bal - J. Tucker, 53 FG [7-53, 2:47]					
Phi - R. Mathews, 4 run (R. Mathews run) [1-8, 0:06]					
Bal - J. Tucker, 47 FG [10-47, 5:17]					
Phi - C. Sturgis, 34 FG [17-59, 7:42]					
Bal - S. Smith, 34 pass from Flacco (Tucker) [8-65, 1:30]					
Phi - C. Sturgis, 27 FG [13-79, 6:59]					
Bal - K. Dixon, 16 run (Tucker) [8-69, 3:42]					
Phi - C. Sturgis, 29 FG [11-49, 3:50]					
Phi - C. Wentz, 4 run (pass failed) [9-59, 1:35]					

TEAM STATISTICS

	PHILADELPHIA	BALTIMORE
First Downs	27	18
Net Yards Gained	328	340
Rushes/Yards	38/169	24/151
Net Yards Passing	159	189
Att/Comp/INT	42/22/1	30/16/1
Sacked/Yards Lost	1/11	3/17
Punts/Average	2/47.0	4/49.3
Fumbles/Lost	3/0	2/1
Penalties/Yards	3/30	7/62
Time of Possession	36:38	23:22
3rd-Down Efficiency	8/18	4/11
Turnover Ratio	+1	-1

Weather: Cloudy, 62 Wind: SSW 9 mph Surface: Grass Time: 3:09

RAVENS INDIVIDUAL STATISTICS

RUSHING: T. West 13-77, M. Campanaro 1-39, K. Dixon 9-36-1TD, J. Flacco 1--1

RECEIVING: T. West 4-45, K. Juszczyk 3-15, M. Wallace 2-60, S. Smith 2-40-1TD, K. Aiken 2-19-1TD, D. Pitta 2-16, D. Waller 1-11

PASSING: J. Flacco 16-30-206-2TDs-1

INTERCEPTIONS: Z. Orr 1-1

SACKS: E. Dumervil 1.0

FIELD GOALS: J. Tucker (53G, 47G)

PHILADELPHIA 24, N.Y. GIANTS 19

THURSDAY, DECEMBER 22, 2016 - LINCOLN FINANCIAL FIELD



The Eagles hosted the New York Giants at Lincoln Financial Field on *Thursday Night Football* in Week 16, marking Philadelphia's final primetime contest of the 2016 season.

Philadelphia got off to a hot start, as the defense forced a three-and-out on the opening possession of the game and the offense marched right down the field on its first drive.

RB Ryan Mathews ran off right tackle for a 17-yard gain on the Birds' first play from scrimmage and on the next play, **QB Carson Wentz** completed a 16-yard pass to **TE Brent Celek** to move the Eagles into Giants' territory. Three straight carries by Mathews moved the ball to the New York 34 and two plays later, **RB Darren Sproles** [broke off a 25-yard touchdown run to give the Eagles a 7-0 lead.](#)

In the first matchup between the two division rivals back in Week 9, New York jumped out to a 14-0, first-quarter lead; this time around, the Eagles built a 14-0 lead of their own.

Three plays after Sproles' touchdown run, Eagles **S Malcolm Jenkins** intercepted Giants **QB Eli Manning** and [returned the pick 34 yards for a score.](#) The return was Jenkins' second pick-six of the season and his fourth as an Eagle, marking the second-highest total in franchise history.

Late in the first quarter, New York's offense moved into the red zone, but the Eagles defense held strong at the 17 and forced the Giants to settle for a 35-yard field goal by **K Robbie Gould**. Midway through the second quarter, New York once again reached the Philadelphia 17; however, the Philadelphia defense again held strong and forced another 35-yard kick by Gould that made the score 14-6.

On Philadelphia's next drive, a series of short gains and a 15-yard unnecessary roughness penalty quickly moved the Birds across midfield. Following the penalty, Wentz dropped back on first down and connected with **WR Nelson Agholor** [on a deep ball for a 40-yard touchdown to extend the Eagles' lead to 21-6.](#)

New York answered with a touchdown drive of its own and made the score 21-13 when Manning hit **WR Sterling Shepard** on a seam route for a 13-yard score with less than a minute remaining in the first half.

After Philadelphia went three-and-out to start the third quarter, the Giants put together another march deep into Eagles' territory. This time around, New York made it as far as the 11, but the Eagles defense stiffened once again in the red zone and forced another Gould field goal to make the score 21-16.

Early in the fourth quarter, [Jenkins registered his second interception of Manning](#) and Eagles **K Caleb Sturgis** converted the turnover into a 41-yard field goal to bring the score to 24-16.

Gould added another red zone field goal with just over five minutes remaining in regulation to cut the Eagles' lead to 24-19 and the Giants got the ball back with four minutes left on the clock after the Eagles failed to register a first down.

Although New York moved the ball into Eagles' territory, **CB Nolan Carroll** [knocked down a fourth-down pass intended for Shepard to end the Giants' drive.](#)

The Giants received one last opportunity to put together a game-winning drive when they took over at their own 15 with 1:31 remaining. Six Manning completions quickly moved the Giants to the Birds' 34, but on third-and-10 with 14 seconds left, [Eagles S Terrence Brooks jumped in front of a pass intended for TE Will Tye and sealed the game with his first career interception.](#)

EAGLES INDIVIDUAL STATISTICS
RUSHING: R. Mathews 18-46, D. Sproles 7-40-1TD, C. Wentz 4-27, N. Agholor 1-5
RECEIVING: B. Celek 3-27, N. Agholor 2-47-1TD, Z. Ertz 2-33, D. Sproles 2-23, J. Matthews 2-12, R. Mathews 1-16, D. Green-Beckham 1-7, T. Burton 1-3
PASSING: C. Wentz 13-24-152-1TD-1, C. Daniel 1-1-16-0TDs-0
INTERCEPTIONS: M. Jenkins 2-34-1TD, T. Brooks 1-6
SACKS: None
FIELD GOALS: C. Sturgis (41G)

SCORING RECAP					
	1st	2nd	3rd	4th	Pts
N.Y. Giants	3	10	3	3	19
Philadelphia	14	7	0	3	24
Phi - D. Sproles, 25 run (Sturgis) (7-78, 4:13)					
Phi - M. Jenkins, 34 interception return (Sturgis)					
NYG - R. Gould, 35 FG (12-80, 5:48)					
NYG - R. Gould, 35 FG (9-39, 4:00)					
Phi - N. Agholor, 40 pass from Wentz (Sturgis) (5-75, 2:29)					
NYG - S. Shepard, 13 pass from Manning (Gould) (12-84, 4:26)					
NYG - R. Gould, 29 FG (10-56, 4:08)					
Phi - C. Sturgis, 41 FG (7-33, 3:10)					
NYG - R. Gould, 41 FG (10-52, 3:30)					

TEAM STATISTICS		
	N.Y. GIANTS	PHILADELPHIA
First Downs	24	15
Net Yards Gained	470	286
Rushes/Yards	25/114	30/118
Net Yards Passing	356	168
Att/Comp/INT	63/38/3	25/14/1
Sacked/Yards Lost	0/0	0/0
Punts/Average	3/48.3	5/47.4
Fumbles/Lost	2/0	0/0
Penalties/Yards	5/50	1/5
Time of Possession	34:04	25:56
3rd-Down Efficiency	10/22	4/12
Turnover Ratio	-2	+2

Weather: Partly cloudy, 40 Wind: WNW 10 mph Surface: Grass Time: 3:04

GIANTS INDIVIDUAL STATISTICS
RUSHING: P. Perkins 15-68, R. Jennings 9-44, S. Shepard 1-2
RECEIVING: O. Beckham 11-150, V. Cruz 8-84, S. Shepard 7-61-1TD, W. Tye 5-23, R. Jennings 4-7, B. Rainey 1-13, J. Adams 1-9, P. Perkins 1-9
PASSING: E. Manning 38-63-356-1TD-3
INTERCEPTIONS: D. Rodgers-Cromartie 1-0
SACKS: None
FIELD GOALS: R. Gould (35G, 35G, 29G, 41G)

2016 UNOFFICIAL DEPTH CHART



Compiled by the Eagles public relations staff

OFFENSE				
WR	17 Nelson Agholor	16 Bryce Treggs		
LT	71 Jason Peters	69 Dillon Gordon		
LG	76 Allen Barbre	73 Isaac Seumalo		
C	62 Jason Kelce	61 Stefen Wisniewski	68 Josh Andrews	
RG	79 Brandon Brooks	61 Stefen Wisniewski		
RT	65 Lane Johnson	72 Halapoulivaati Vaitai		
TE	86 Zach Ertz	87 Brent Celek	47 Trey Burton	
WR	81 Jordan Matthews	19 Paul Turner		
WR	18 Dorial Green-Beckham			
RB	24 Ryan Mathews	43 Darren Sproles	39 Byron Marshall	
QB	11 Carson Wentz	10 Chase Daniel		
DEFENSE				
DE	55 Brandon Graham	75 Vinny Curry	56 Bryan Braman	
DT	91 Fletcher Cox	97 Destiny Vaeao	77 Taylor Hart	
DT	96 Bennie Logan	94 Beau Allen		
DE	98 Connor Barwin	90 Marcus Smith	51 Steven Means	
OLB	53 Nigel Bradham	52 Najee Goode		
MLB	58 Jordan Hicks	50 Stephen Tulloch		
OLB	95 Mychal Kendricks	54 Kamu Grugier-Hill		
CB	21 Leodis McKelvin	31 Jalen Mills	36 Dwayne Gratz	
CB	22 Nolan Carroll	37 C.J. Smith		
S	23 Rodney McLeod	42 Chris Maragos		
S	27 Malcolm Jenkins	26 Jaylen Watkins	29 Terrence Brooks	
SPECIAL TEAMS				
P	8 Donnie Jones			
K	6 Caleb Sturgis			
H	8 Donnie Jones	10 Chase Daniel		
PR	43 Darren Sproles	17 Nelson Agholor		
KOR	17 Nelson Agholor	39 Byron Marshall	19 Paul Turner	
LS	45 Rick Lovato	87 Brent Celek	47 Trey Burton	

PRONUNCIATION GUIDE	
Nelson Agholor	AGG-uh-lore
Allen Barbre	BAR-ber
Kenjon Barner	ken-YON
Jon Dorenbos	DORN-boss
Najee Goode	NAH-jee GOOD
Dorial Green-Beckham	dore-ee-ELL
Kamu Grugier-Hill	KAH-moo GREW-jay HILL
Jason Kelce	KELL-see
Chris Maragos	MARE-uh-gose
Isaac Seumalo	say-uh-MAH-low
Wendell Smallwood	when-DELL
Destiny Vaeao	VIE-ow
Halapoulivaati Vaitai	hal-lah-P00-lee-VAH-tee VIE-tie
Stefen Wisniewski	STEFF-in wiz-NEW-ski

PRACTICE SQUAD					
NO	NAME	POS	HT	WT	COLLEGE
2	Aaron Murray	QB	6-1	207	Georgia
14	David Watford	WR	6-2	212	Hampton
35	Terrell Watson	RB	6-1	240	Azusa Pacific
38	Aaron Grymes	CB	5-11	185	Idaho
48	Don Cherry	LB	6-2	240	Villanova
74	Aaron Neary	C	6-4	301	Eastern Washington
78	Darrell Greene	G	6-3	321	San Diego State
82	Anthony Denham	TE	6-4	235	Utah
84	Marcus Johnson	WR	6-1	204	Texas
93	Aziz Shittu	DT	6-2	288	Stanford

ALPHABETICAL ROSTER



NO	NAME	POS	HT	WT	DOB	AGE	EXP	COLLEGE	HOMETOWN	HOW ACQ
17	Agholor, Nelson	WR	6-0	198	5/24/93	23	2	USC	Tampa, FL	D1-15
94	Allen, Beau	DT	6-3	327	11/14/91	25	3	Wisconsin	Minnetonka, MN	D7-14
68	Andrews, Josh	C/G	6-2	311	6/21/91	25	2	Oregon State	Ontario, CA	FA-14
76	Barbre, Allen	G/T	6-4	310	6/22/84	32	9	Missouri Southern State	Granby, MO	FA-13
98	Barwin, Connor	DE	6-4	264	10/15/86	30	8	Cincinnati	Detroit, MI	FA-Hou-13
53	Bradham, Nigel	LB	6-2	241	9/04/89	27	5	Florida State	Crawfordville, FL	FA-Buf-16
56	Braman, Bryan	DE	6-5	241	5/04/87	29	6	West Texas A&M	Spokane, WA	FA-Hou-14
79	Brooks, Brandon	G	6-5	335	8/19/89	27	5	Miami (OH)	Milwaukee, WI	FA-Hou-16
29	Brooks, Terrence	S	5-11	200	3/02/92	24	3	Florida State	Dunnellon, FL	W-Bal-16
47	Burton, Trey	TE	6-3	235	10/29/91	25	3	Florida	Venice, FL	FA-14
22	Carroll, Nolan	CB	6-1	205	1/18/87	29	7	Maryland	Green Cove Springs, FL	FA-Mia-14
87	Celek, Brent	TE	6-4	255	1/25/85	31	10	Cincinnati	Cincinnati, OH	D5b-07
91	Cox, Fletcher	DT	6-4	310	12/13/90	26	5	Mississippi State	Yazoo City, MS	D1-12
75	Curry, Vinny	DE	6-3	279	6/30/88	28	5	Marshall	Neptune, NJ	D2b-12
10	Daniel, Chase	QB	6-0	225	10/07/86	30	8	Missouri	Southlake, TX	FA-KC-16
86	Ertz, Zach	TE	6-5	250	11/10/90	26	4	Stanford	Danville, CA	D2-13
52	Goode, Najee	LB	6-0	244	6/04/89	27	5	West Virginia	Cleveland, OH	W-TB-13
69	Gordon, Dillon	T	6-4	322	9/02/93	23	R	LSU	River Ridge, LA	FA-16
55	Graham, Brandon	DE	6-2	265	4/03/88	28	7	Michigan	Detroit, MI	D1-10
36	Gratz, Dwayne	CB	5-11	199	3/08/90	26	4	Connecticut	Piscataway, NJ	FA-16
18	Green-Beckham, Dorial	WR	6-5	237	4/12/93	23	2	Oklahoma	Springfield, MO	T-Ten-16
54	Grugier-Hill, Kamu	LB	6-2	220	5/16/94	22	R	Eastern Illinois	Honolulu, HI	W-NE-16
77	Hart, Taylor	DT	6-6	305	2/22/91	25	3	Oregon	Tualatin, OR	W-SF-16
58	Hicks, Jordan	LB	6-1	236	6/27/92	24	2	Texas	Cincinnati, OH	D3-15
27	Jenkins, Malcolm	S	6-0	204	12/20/87	29	8	Ohio State	Piscataway, NJ	FA-NO-14
65	Johnson, Lane	T	6-6	317	5/08/90	26	4	Oklahoma	Groveton, TX	D1-13
8	Jones, Donnie	P	6-2	221	7/05/80	36	13	LSU	Baton Rouge, LA	FA-Hou-13
62	Kelce, Jason	C	6-3	295	11/05/87	29	6	Cincinnati	Cleveland, OH	D6a-11
95	Kendricks, Mychal	LB	6-0	240	9/28/90	26	5	California	Fresno, CA	D2a-12
96	Logan, Bennie	DT	6-2	315	12/28/89	27	4	LSU	Coushatta, LA	D3-13
45	Lovato, Rick	LS	6-2	249	9/09/92	24	1	Old Dominion	Middletown, NJ	FA-16
42	Maragos, Chris	S	5-10	200	1/06/87	29	7	Wisconsin	Racine, WI	FA-Sea-14
39	Marshall, Byron	RB	5-9	201	2/13/94	22	R	Oregon	San Jose, CA	FA-16
24	Mathews, Ryan	RB	6-0	220	10/10/87	29	7	Fresno St.	Bakersfield, CA	FA-SD-15
81	Matthews, Jordan	WR	6-3	212	7/16/92	24	3	Vanderbilt	Madison, AL	D2-14
21	McKelvin, Leodis	CB	5-10	185	9/01/85	31	9	Troy	Waycross, GA	FA-16
23	McLeod, Rodney	S	5-10	195	6/23/90	26	5	Virginia	Hyattsville, MD	FA-LA-16
51	Means, Steven	DE	6-3	263	9/16/90	26	2	Buffalo	Buffalo, NY	PS-Hou-15
31	Mills, Jalen	CB	6-0	191	4/06/94	22	R	LSU	DeSoto, TX	D7a-16
71	Peters, Jason	T	6-4	328	1/22/82	34	13	Arkansas	Queen City, TX	T-Buf-09
73	Seumalo, Isaac	G/T	6-4	303	10/29/93	23	R	Oregon State	Corvallis, OR	D3-16
37	Smith, C.J.	CB	5-11	189	5/10/93	23	R	North Dakota State	Burnsville, MN	FA-16
90	Smith, Marcus	DE	6-3	251	3/31/92	24	3	Louisville	Columbus, GA	D1-14
43	Sproles, Darren	RB	5-6	190	6/20/83	33	12	Kansas State	Olathe, KS	T-NO-14
6	Sturgis, Caleb	K	5-9	192	8/09/89	27	4	Florida	St. Augustine, FL	FA-15
16	Treggs, Bryce	WR	6-0	185	4/30/94	22	R	California	Bellflower, CA	W-SF-16
50	Tulloch, Stephen	LB	5-11	245	1/01/85	31	11	North Carolina State	Miami, FL	FA-16
19	Turner, Paul	WR	5-10	193	5/10/93	23	R	Louisiana Tech	West Monroe, LA	FA-16
97	Vaeao, Destiny	DT	6-4	299	1/15/94	22	R	Washington State	Pago Pago, AS	FA-16
72	Vaitai, Halapoulivaati	T	6-6	320	6/16/93	23	R	TCU	Haltom, TX	D5b-16
26	Watkins, Jaylen	S	5-11	194	11/27/91	25	2	Florida	Cape Coral, FL	D4-14
11	Wentz, Carson	QB	6-5	237	12/30/92	23	R	North Dakota State	Bismarck, ND	D1-16
61	Wisniewski, Stefen	C/G	6-3	305	3/22/89	27	6	Penn State	Pittsburgh, PA	FA-Jax-16

INJURED RESERVE

34	Barner, Kenjon	RB	5-9	195	4/28/90	26	3	Oregon	Riverside, CA	T-Car-14
33	Brooks, Ron	CB	5-10	190	10/16/88	28	5	LSU	Irving, TX	FA-Buf-16
46	Dorenbos, Jon	LS	6-0	250	7/21/80	36	14	Texas-El Paso	Garden Grove, CA	FA-06
57	McCalister, Alex	DE	6-6	239	10/17/93	23	R	Florida	Winston-Salem, NC	D7b-16
28	Smallwood, Wendell	RB	5-10	208	1/20/94	22	R	West Virginia	Elkton, MD	D5a-16
64	Tobin, Matt	G/T	6-6	290	6/05/90	26	4	Iowa	Dyersville, IA	FA-13
59	Walker, Joe	LB	6-2	236	12/11/92	24	R	Oregon	Palos Verdes, CA	D7c-16

NUMERICAL ROSTER



NO	NAME	POS	HT	WT	DOB	AGE	EXP	COLLEGE	HOMETOWN	HOW ACQ	'16GP/S/IA
6	Caleb Sturgis	K	5-9	192	8/09/89	27	4	Florida	St. Augustine, FL	FA-15	15/0
8	Donnie Jones	P	6-2	221	7/05/80	36	13	LSU	Baton Rouge, LA	FA-Hou-13	15/0
10	Chase Daniel	QB	6-0	225	10/07/86	30	8	Missouri	Southlake, TX	FA-KC-16	1/0
11	Carson Wentz	QB	6-5	237	12/30/92	23	R	North Dakota State	Bismarck, ND	D1-16	15/15
16	Bryce Treggs	WR	6-0	185	4/30/94	22	R	California	Bellflower, CA	W-SF-16	8/1/7
17	Nelson Agholor	WR	6-0	198	5/24/93	23	2	USC	Tampa, FL	D1-15	14/13/1
18	Dorial Green-Beckham	WR	6-5	237	4/12/93	23	2	Oklahoma	Springfield, MO	T-Ten-16	14/6/1
19	Paul Turner	WR	5-10	193	5/10/93	23	R	Louisiana Tech	West Monroe, LA	FA-16	3/1/2
21	Leodis McKelvin	CB	5-10	185	9/01/85	31	9	Troy	Waycross, GA	FA-16	12/11/3
22	Nolan Carroll	CB	6-1	205	1/18/87	29	7	Maryland	Green Cove Springs, FL	FA-Mia-14	15/15
23	Rodney McLeod	S	5-10	195	6/23/90	26	5	Virginia	Hyattsville, MD	FA-LA-16	15/15
24	Ryan Mathews	RB	6-0	220	10/10/87	29	7	Fresno State	Bakersfield, CA	FA-SD-15	13/8/2
26	Jaylen Watkins	S	5-11	194	11/27/91	25	2	Florida	Cape Coral, FL	D4-14	15/4
27	Malcolm Jenkins	S	6-0	204	12/20/87	29	8	Ohio State	Piscataway, NJ	FA-NO-14	15/15
29	Terrence Brooks	S	5-11	200	3/02/92	24	3	Florida State	Dunnellon, FL	W-Bal-16	10/0/5
31	Jalen Mills	CB	6-0	191	4/06/94	22	R	LSU	DeSoto, TX	D7a-16	15/2
36	Dwayne Gratz	CB	5-11	199	3/08/90	26	4	Connecticut	Piscataway, NJ	FA-16	6/0/2
37	C.J. Smith	CB	5-11	189	5/10/93	23	R	North Dakota State	Burnsville, MN	FA-16	9/0/2
39	Byron Marshall	RB	5-9	201	2/13/94	22	R	Oregon	San Jose, CA	FA-16	2/0
42	Chris Maragos	S	5-10	200	1/06/87	29	7	Wisconsin	Racine, WI	FA-Sea-14	15/0
43	Darren Sproles	RB	5-6	190	6/20/83	33	12	Kansas State	Olathe, KS	T-NO-14	14/5/1
45	Rick Lovato	LS	6-2	249	9/09/92	24	1	Old Dominion	Middletown, NJ	FA-16	4/0
47	Trey Burton	TE	6-3	235	10/29/91	25	3	Florida	Venice, FL	FA-14	14/4/1
50	Stephen Tulloch	LB	5-11	245	1/01/85	31	11	North Carolina State	Miami, FL	FA-16	11/0
51	Steven Means	DE	6-3	263	9/16/90	26	2	Buffalo	Buffalo, NY	PS-Hou-15	7/0/8
52	Najee Goode	LB	6-0	244	6/04/89	27	5	West Virginia	Cleveland, OH	W-TB-13	15/0
53	Nigel Bradham	LB	6-2	241	9/04/89	27	5	Florida State	Crawfordville, FL	FA-Buf-16	15/15
54	Kamu Grugier-Hill	LB	6-2	220	5/16/94	22	R	Eastern Illinois	Honolulu, HI	W-NE-16	11/0/4
55	Brandon Graham	DE	6-2	265	4/03/88	28	7	Michigan	Detroit, MI	D1-10	15/15
56	Bryan Braman	DE	6-5	241	5/04/87	29	6	West Texas A&M	Spokane, WA	FA-Hou-14	15/0
58	Jordan Hicks	LB	6-1	236	6/27/92	24	2	Texas	Cincinnati, OH	D3-15	15/15
61	Stefen Wisniewski	C/G	6-3	305	3/22/89	27	6	Penn State	Pittsburgh, PA	FA-Jax-16	15/6
62	Jason Kelce	C	6-3	295	11/05/87	29	6	Cincinnati	Cleveland, OH	D6a-11	15/15
65	Lane Johnson	T	6-6	317	5/08/90	26	4	Oklahoma	Groveton, TX	D1-13	5/5
68	Josh Andrews	C/G	6-2	311	6/21/91	25	2	Oregon State	Ontario, CA	FA-14	3/0/12
69	Dillon Gordon	T	6-4	322	9/02/93	23	R	LSU	River Ridge, LA	FA-16	1/0/14
71	Jason Peters	T	6-4	328	1/22/82	34	13	Arkansas	Queen City, TX	T-Buf-09	15/15
72	Halapoulivaati Vaitai	T	6-6	320	6/16/93	23	R	TCU	Haltom, TX	D5b-16	6/6/9
73	Isaac Seumalo	G/T	6-4	303	10/29/93	23	R	Oregon State	Corvallis, OR	D3-16	8/3/7
75	Vinny Curry	DE	6-3	279	6/30/88	28	5	Marshall	Neptune, NJ	D2b-12	15/0
76	Allen Barbre	G/T	6-4	310	6/22/84	32	9	Missouri Southern St.	Granby, MO	FA-13	12/12/3
77	Taylor Hart	DT	6-6	305	2/22/91	25	3	Oregon	Tualatin, OR	W-SF-16	1/0/14
79	Brandon Brooks	G	6-5	335	8/19/89	27	5	Miami (OH)	Milwaukee, WI	FA-Hou-16	13/13/2
81	Jordan Matthews	WR	6-3	212	7/16/92	24	3	Vanderbilt	Madison, AL	D2-14	14/13/1
86	Zach Ertz	TE	6-5	250	11/10/90	26	4	Stanford	Danville, CA	D2-13	13/12/2
87	Brent Celek	TE	6-4	255	1/25/85	31	10	Cincinnati	Cincinnati, OH	D5b-07	15/7
90	Marcus Smith	DE	6-3	251	3/31/92	24	3	Louisville	Columbus, GA	D1-14	15/0
91	Fletcher Cox	DT	6-4	310	12/13/90	26	5	Mississippi State	Yazoo City, MS	D1-12	15/15
94	Beau Allen	DT	6-3	327	11/14/91	25	3	Wisconsin	Minnetonka, MN	D7-14	15/3
95	Mychal Kendricks	LB	6-0	240	9/28/90	26	5	California	Fresno, CA	D2a-12	15/8
96	Bennie Logan	DT	6-2	315	12/28/89	27	4	LSU	Coushatta, LA	D3-13	12/12/3
97	Destiny Vaeao	DT	6-4	299	1/15/94	22	R	Washington State	Pago Pago, AS	FA-16	15/0
98	Connor Barwin	DE	6-4	264	10/15/86	30	8	Cincinnati	Detroit, MI	FA-Hou-13	15/15

INJURED RESERVE

28	Wendell Smallwood	RB	5-10	208	1/20/94	22	R	West Virginia	Elkton, MD	D5a-16	13/3
33	Ron Brooks	CB	5-10	190	10/16/88	28	5	LSU	Irving, TX	FA-Buf-16	6/5
34	Kenjon Barner	RB	5-9	195	4/28/90	26	3	Oregon	Riverside, CA	T-Car-14	13/0/1
46	Jon Dorenbos	LS	6-0	250	7/21/80	36	14	Texas-El Paso	Garden Grove, CA	FA-06	13/0
57	Alex McCalister	DE	6-6	239	10/17/93	23	R	Florida	Winston-Salem, NC	D7b-16	---
59	Joe Walker	LB	6-2	236	12/11/92	24	R	Oregon	Palos Verdes, CA	D7c-16	---
64	Matt Tobin	G/T	6-6	290	6/05/90	26	4	Iowa	Dyersville, IA	FA-13	12/1/1

POSITIONAL ROSTER



	NO	NAME	POS	HT	WT	DOB	AGE	EXP	COLLEGE	HOMETOWN	HOW ACQ
QB	10	Chase Daniel	QB	6-0	225	10/07/86	30	8	Missouri	Southlake, TX	FA-KC-16
	11	Carson Wentz	QB	6-5	237	12/30/92	23	R	North Dakota State	Bismarck, ND	D1-16
RB	24	Ryan Mathews	RB	6-0	220	10/10/87	29	7	Fresno St.	Bakersfield, CA	FA-SD-15
	28	Wendell Smallwood (IR)	RB	5-10	208	1/20/94	22	R	West Virginia	Elkton, MD	D5a-16
	34	Kenjon Barner (IR)	RB	5-9	195	4/28/90	26	3	Oregon	Riverside, CA	T-Car-14
	39	Byron Marshall	RB	5-9	201	2/13/94	22	R	Oregon	San Jose, CA	FA-16
	43	Darren Sproles	RB	5-6	190	6/20/83	33	12	Kansas State	Olathe, KS	T-NO-14
WR	16	Bryce Treggs	WR	6-0	185	4/30/94	22	R	California	Bellflower, CA	W-SF-16
	17	Nelson Agholor	WR	6-0	198	5/24/93	23	2	USC	Tampa, FL	D1-15
	18	Dorial Green-Beckham	WR	6-5	237	4/12/93	23	2	Oklahoma	Springfield, MO	T-Ten-16
	19	Paul Turner	WR	5-10	193	5/10/93	23	R	Louisiana Tech	West Monroe, LA	FA-16
TE	81	Jordan Matthews	WR	6-3	212	7/16/92	24	3	Vanderbilt	Madison, AL	D2-14
	47	Trey Burton	TE	6-3	235	10/29/91	25	3	Florida	Venice, FL	FA-14
OFFENSIVE LINE	86	Zach Ertz	TE	6-5	250	11/10/90	26	4	Stanford	Danville, CA	D2-13
	87	Brent Celek	TE	6-4	255	1/25/85	31	10	Cincinnati	Cincinnati, OH	D5b-07
	61	Stefen Wisniewski	C/G	6-3	305	3/22/89	27	6	Penn State	Pittsburgh, PA	FA-Jax-16
	62	Jason Kelce	C	6-3	295	11/05/87	29	6	Cincinnati	Cleveland, OH	D6a-11
	64	Matt Tobin (IR)	G/T	6-6	290	6/05/90	26	4	Iowa	Dyersville, IA	FA-13
	65	Lane Johnson	T	6-6	317	5/08/90	26	4	Oklahoma	Groveton, TX	D1-13
	68	Josh Andrews	C/G	6-2	311	6/21/91	25	2	Oregon State	Ontario, CA	FA-14
	69	Dillon Gordon	G	6-4	322	9/02/93	23	R	LSU	River Ridge, LA	FA-16
	71	Jason Peters	T	6-4	328	1/22/82	34	13	Arkansas	Queen City, TX	T-Buf-09
	72	Halapoulivaati Vaitai	T	6-6	320	6/16/93	23	R	TCU	Haltom, TX	D5b-16
DEFENSIVE LINE	73	Isaac Seumalo	G	6-4	303	10/29/93	23	R	Oregon State	Corvallis, OR	D3-16
	76	Allen Barbre	G/T	6-4	310	6/22/84	32	9	Missouri Southern State	Granby, MO	FA-13
	79	Brandon Brooks	G	6-5	335	8/19/89	27	5	Miami (OH)	Milwaukee, WI	FA-Hou-16
	51	Steven Means	DE	6-3	263	9/16/90	26	2	Buffalo	Buffalo, NY	PS-Hou-15
	55	Brandon Graham	DE	6-2	265	4/03/88	28	7	Michigan	Detroit, MI	D1-10
	56	Bryan Brammer	DE	6-5	241	5/04/87	29	6	West Texas A&M	Spokane, WA	FA-Hou-14
	57	Alex McCalister (IR)	DE	6-6	239	10/17/93	23	R	Florida	Winston-Salem, NC	D7b-16
	75	Vinny Curry	DE	6-3	279	6/30/88	28	5	Marshall	Neptune, NJ	D2b-12
	77	Taylor Hart	DT	6-6	305	2/22/91	25	3	Oregon	Tualatin, OR	W-SF-16
	90	Marcus Smith	DE	6-3	251	3/31/92	24	3	Louisville	Columbus, GA	D1-14
LB	91	Fletcher Cox	DT	6-4	310	12/13/90	26	5	Mississippi State	Yazoo City, MS	D1-12
	94	Beau Allen	DT	6-3	327	11/14/91	25	3	Wisconsin	Minnetonka, MN	D7-14
	96	Bennie Logan	DT	6-2	315	12/28/89	27	4	LSU	Coushatta, LA	D3-13
	97	Destiny Vaeao	DT	6-4	299	1/15/94	22	R	Washington State	Pago Pago, AS	FA-16
	98	Connor Barwin	DE	6-4	264	10/15/86	30	8	Cincinnati	Detroit, MI	FA-Hou-13
	50	Stephen Tulloch	LB	5-11	245	1/01/85	31	11	North Carolina State	Miami, FL	FA-16
	52	Najee Goode	LB	6-0	244	6/04/89	27	5	West Virginia	Cleveland, OH	W-TB-13
	53	Nigel Bradham	LB	6-2	241	9/04/89	27	5	Florida State	Crawfordville, FL	FA-Buf-16
DEF. BACKS	54	Kamu Grugier-Hill	LB	6-2	220	5/16/94	22	R	Eastern Illinois	Honolulu, HI	W-NE-16
	58	Jordan Hicks	LB	6-1	236	6/27/92	24	2	Texas	Cincinnati, OH	D3-15
	59	Joe Walker (IR)	LB	6-2	236	12/11/92	24	R	Oregon	Palos Verdes, CA	D7c-16
	95	Mychal Kendricks	LB	6-0	240	9/28/90	26	5	California	Fresno, CA	D2a-12
	21	Leodis McKelvin	CB	5-10	185	9/01/85	31	9	Troy	Waycross, GA	FA-16
	22	Nolan Carroll	CB	6-1	205	1/18/87	29	7	Maryland	Green Cove Springs, FL	FA-Mia-14
	23	Rodney McLeod	S	5-10	195	6/23/90	26	5	Virginia	Hyattsville, MD	FA-LA-16
	26	Jaylen Watkins	S	5-11	194	11/27/91	25	2	Florida	Cape Coral, FL	D4-14
ST	27	Malcolm Jenkins	S	6-0	204	12/20/87	29	8	Ohio State	Piscataway, NJ	FA-NO-14
	29	Terrence Brooks	S	5-11	200	3/02/92	24	3	Florida State	Dunnellon, FL	W-Bal-16
	31	Jalen Mills	CB	6-0	191	4/06/94	22	R	LSU	DeSoto, TX	D7a-16
	33	Ron Brooks (IR)	CB	5-10	190	10/16/88	28	5	LSU	Irving, TX	FA-Buf-16
	36	Dwayne Gratz	CB	5-11	199	3/08/90	26	4	Connecticut	Piscataway, NJ	FA-16
	37	C.J. Smith	CB	5-11	189	5/10/93	23	R	North Dakota State	Burnsville, MN	FA-16
	42	Chris Maragos	S	5-10	200	1/06/87	29	7	Wisconsin	Racine, WI	FA-Sea-14
	6	Caleb Sturgis	K	5-9	192	8/09/89	27	4	Florida	St. Augustine, FL	FA-15
	8	Donnie Jones	P	6-2	221	7/05/80	36	13	LSU	Baton Rouge, LA	FA-Hou-13
	45	Rick Lovato	LS	6-2	249	9/09/92	24	1	Old Dominion	Middletown, NJ	FA-16
46	Jon Dorenbos (IR)	LS	6-0	250	7/21/80	36	14	Texas-El Paso	Garden Grove, CA	FA-06	

ROSTER BREAKDOWN

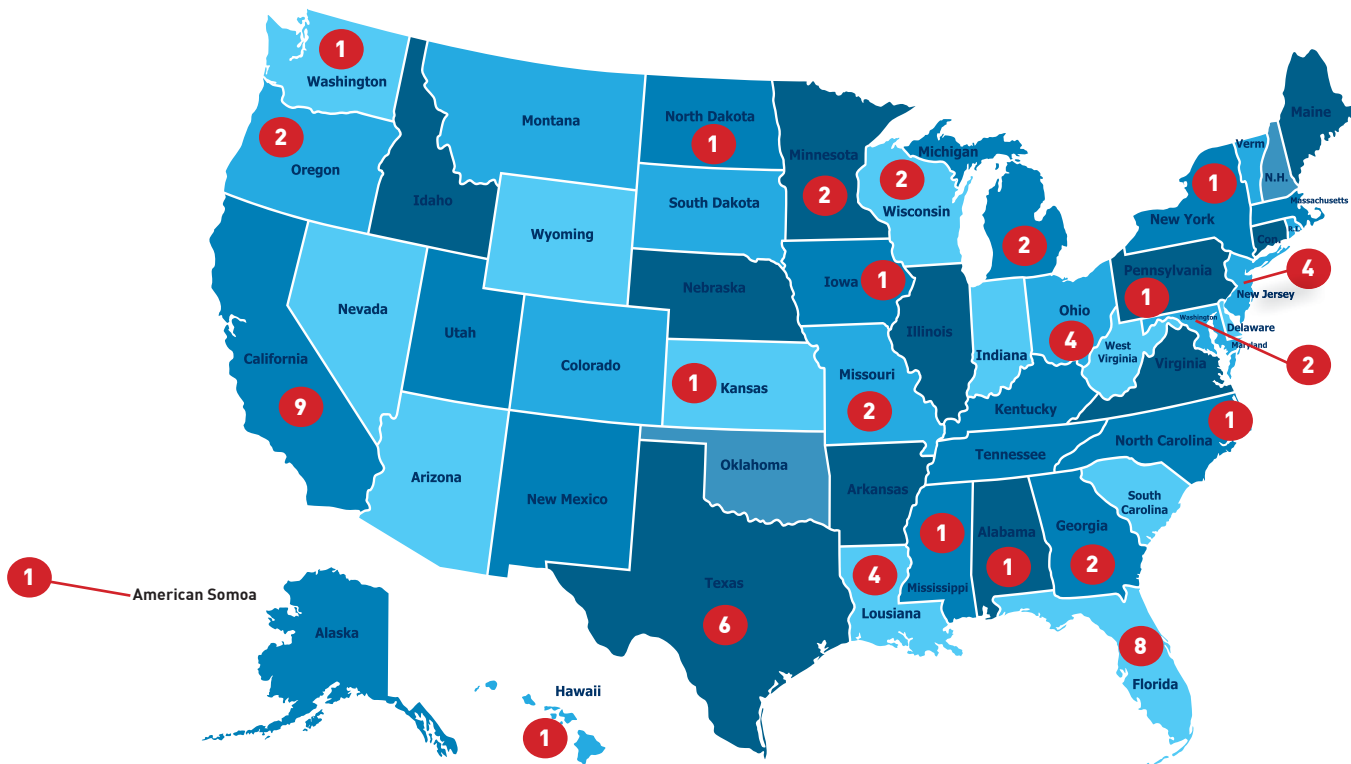


HOW THEY WERE ACQUIRED		
2006	Jon Dorenbos (IR)	FA
2007	Brent Celek	D5b
2009	Jason Peters	T-Buf
2010	Brandon Graham	D1
2011	Jason Kelce	D6a
2012	Fletcher Cox	D1
	Mychal Kendricks	D2a
	Vinny Curry	D2b
2013	Allen Barbre	FA
	Connor Barwin	FA-Hou
	Donnie Jones	FA-Hou
	Lane Johnson	D1
	Zach Ertz	D2
	Bennie Logan	D3
	Matt Tobin (IR)	RFA
	Najee Goode	W-TB
2014	Malcolm Jenkins	FA-NO
	Chris Maragos	FA-Sea
	Bryan Braman	FA-Hou
	Darren Sproles	T-NO
	Nolan Carroll	FA-Mia
	Marcus Smith	D1
	Jordan Matthews	D2
	Jaylen Watkins	D4
	Beau Allen	D7
	Josh Andrews	RFA
	Trey Burton	RFA
	Kenjon Barner (IR)	T-Car
2015	Ryan Mathews	FA-SD
	Nelson Agholor	D1
	Jordan Hicks	D3
	Caleb Sturgis	FA
	Steven Means	PS-Hou
2016	Leodis McKelvin	FA
	Brandon Brooks	FA-Hou
	Rodney McLeod	FA-LA
	Ron Brooks (IR)	FA-Buf
	Chase Daniel	FA-KC
	Nigel Bradham	FA-Buf
	Stefen Wisniewski	FA-Jax
	Carson Wentz	D1
	Isaac Seumalo	D3
	Wendell Smallwood (IR)	D5a
	Halapoulivaati Vaitai	D5b
	Jalen Mills	D7a
	Alex McCalister (IR)	D7b
	Joe Walker (IR)	D7c
	Dillon Gordon	RFA
	Destiny Vaeao	RFA
	C.J. Smith	RFA
	Dorial Green-Beckham	T-Ten
	Stephen Tulloch	FA
	Terrence Brooks	W-Bal
	Kamu Grugier-Hill	W-NE
	Bryce Treggs	W-SF
	Taylor Hart	W-SF
	Paul Turner	FA
	Dwayne Gratz	FA
	Rick Lovato	FA
	Byron Marshall	RFA

BY DRAFT ROUND				
1st	Leodis McKelvin	Buf	2008	
	Malcolm Jenkins	NO	2009	
	Ryan Mathews	SD	2010	
	Brandon Graham	Phi	2010	
	Fletcher Cox	Phi	2012	
	Lane Johnson	Phi	2013	
	Marcus Smith	Phi	2014	
	Nelson Agholor	Phi	2015	
	Carson Wentz	Phi	2016	
2nd	Connor Barwin	Hou	2009	
	Stefen Wisniewski	Oak	2011	
	Mychal Kendricks	Phi	2012	
	Vinny Curry	Phi	2012	
	Zach Ertz	Phi	2013	
	Jordan Matthews	Phi	2014	
	D. Green-Beckham	Ten	2015	
3rd	Brandon Brooks	Hou	2012	
	Bennie Logan	Phi	2013	
	Dwayne Gratz	Jax	2013	
	Terrence Brooks	Bal	2014	
	Jordan Hicks	Phi	2015	
	Isaac Seumalo	Phi	2016	
4th	Darren Sproles	SD	2005	
	Stephen Tulloch	Ten	2006	
	Allen Barbre	GB	2007	
	Nigel Bradham	Buf	2012	
	Ron Brooks (IR)	Buf	2012	
	Jaylen Watkins	Phi	2014	
5th	Brent Celek	Phi	2007	
	Nolan Carroll	Mia	2010	
	Najee Goode	TB	2012	
	Steven Means	TB	2013	
	Caleb Sturgis	Mia	2013	
	Taylor Hart	Phi	2014	
	Wendell Smallwood (IR)	Phi	2016	
	Halapoulivaati Vaitai	Phi	2016	
6th	Jason Kelce	Phi	2011	
	Kenjon Barner (IR)	Car	2013	
	Kamu Grugier-Hill	NE	2016	
7th	Donnie Jones	Sea	2004	
	Beau Allen	Phi	2014	
	Jalen Mills	Phi	2016	
	Alex McCalister (IR)	Phi	2016	
	Joe Walker (IR)	Phi	2016	
FA	Jon Dorenbos (IR)	Buf	2003	
	Jason Peters	Buf	2004	
	Chase Daniel	Was	2009	
	Chris Maragos	SF	2010	
	Bryan Braman	Hou	2011	
	Rodney McLeod	Stl	2012	
	Matt Tobin (IR)	Phi	2013	
	Josh Andrews	Phi	2014	
	Trey Burton	Phi	2014	
	Rick Lovato	Chi	2015	
	Paul Turner	Phi	2016	
	Dillon Gordon	Phi	2016	
	C.J. Smith	Phi	2016	
	Destiny Vaeao	Phi	2016	
	Byron Marshall	Phi	2016	
	Bryce Treggs	SF	2016	

BY EXPERIENCE AND GAMES					
Player	Exp	GP	GS	w/Phi	
Jon Dorenbos (IR)	14	201	0	162/0	
Donnie Jones	13	197	0	63/0	
Darren Sproles	12	176	27	45/8	
Jason Peters	13	168	158	103/103	
Brent Celek	10	158	122		
Stephen Tulloch	11	158	112	11/0	
Malcolm Jenkins	8	118	110	47/47	
Connor Barwin	8	112	95	63/63	
Leodis McKelvin	9	110	71	12/11	
Nolan Carroll	7	100	53	42/27	
Brandon Graham	7	95	38		
Bryan Braman	6	93	0	47/0	
Stefen Wisniewski	6	92	83	15/6	
Chris Maragos	7	92	2	46/2	
Ryan Mathews	7	86	66	26/14	
Rodney McLeod	5	79	63	15/15	
Fletcher Cox	5	78	72		
Jason Kelce	6	77	77		
Allen Barbre	9	76	36	44/29	
Nigel Bradham	5	72	53	15/15	
Mychal Kendricks	5	70	61		
Vinny Curry	5	67	0		
Brandon Brooks	5	63	57	13/13	
Zach Ertz	4	60	27		
Caleb Sturgis	4	60	0	28/0	
Bennie Logan	4	58	50		
Chase Daniel	8	56	2	1/0	
Ron Brooks (IR)	5	53	8	6/5	
Lane Johnson	4	49	49		
Beau Allen	3	47	5		
Najee Goode	5	47	1	44/1	
Jordan Matthews	3	46	35		
Trey Burton	3	45	4		
Dwayne Gratz	4	43	25	0/0	
Matt Tobin (IR)	4	42	21		
Marcus Smith	3	36	0		
Terrence Brooks	3	33	0	10/0	
Kenjon Barner (IR)	3	31	0	22/0	
D. Green-Beckham	2	30	10	14/5	
Nelson Agholor	2	27	25		
Jordan Hicks	2	23	20		
Jaylen Watkins	2	23	4		
Steven Means	2	18	0	7/0	
Josh Andrews	2	16	0		
Carson Wentz	R	15	15		
Jalen Mills	R	15	2		
Taylor Hart	3	15	1	14/1	
Destiny Vaeao	R	15	0		
Wendell Smallwood (IR)	R	13	3		
Kamu Grugier-Hill	R	11	0		
C.J. Smith	R	9	0		
Isaac Seumalo	R	8	3		
Bryce Treggs	R	8	1		
Halapoulivaati Vaitai	R	6	6		
Rick Lovato	1	6	0	2/0	
Paul Turner	R	3	1		
Byron Marshall	R	2	0		
Dillon Gordon	R	1	0		
Alex McCalister (IR)	R	0	0		
Joe Walker (IR)	R	0	0		

HOMETOWN BREAKDOWN



CALIFORNIA (9)

Josh Andrews	Ontario
Kenjon Barner (IR)	Riverside
Jon Dorenbos (IR)	Garden Grove
Zach Ertz	Danville
Mychal Kendrickrs	Fresno
Byron Marshall	San Jose
Ryan Mathews	Bakersfield
Bryce Treggs	Bellflower
Joe Walker (IR)	Palos Verdes

FLORIDA (8)

Nelson Agholor	Tampa
Nigel Bradham	Crawfordville
Terrence Brooks	Dunnellon
Trey Burton	Venice
Nolan Carroll	Green Cove Springs
Caleb Sturgis	St. Augustine
Stephen Tulloch	Miami
Jaylen Watkins	Cape Coral

TEXAS (6)

Ron Brooks (IR)	Irving
Chase Daniel	Southlake
Lane Johnson	Groveton
Jalen Mills	DeSoto
Jason Peters	Queen City
Halapoulivaati Vaitai	Haltom

LOUISIANA (4)

Dillon Gordon	River Ridge
Donnie Jones	Baton Rouge
Bennie Logan	Coushatta
Paul Turner	West Monroe

OHIO (4)

Brent Celek	Cincinnati
Najee Goode	Cleveland
Jordan Hicks	Cincinnati
Jason Kelce	Cleveland

NEW JERSEY (4)

Vinny Curry	Neptune
Dwayne Gratz	Piscataway
Malcolm Jenkins	Piscataway
Rick Lovato	Middletown

GEORGIA (2)

Leodis McKelvin	Waycross
Marcus Smith	Columbus

MARYLAND (2)

Rodney McLeod	Hyattsville
Wendell Smallwood (IR)	Elkton

MICHIGAN (2)

Connor Barwin	Detroit
Brandon Graham	Detroit

MINNESOTA (2)

Beau Allen	Minnetonka
C.J. Smith	Burnsville

MISSOURI (2)

Allen Barbre	Granby
Dorial Green-Beckham	Springfield

OREGON (2)

Taylor Hart	Tualatin
Isaac Seumalo	Corvallis

WISCONSIN (2)

Brandon Brooks	Milwaukee
Chris Maragos	Racine

OTHER STATES (1 each)

Jordan Matthews	Madison, AL
Kamu Grugier-Hill	Honolulu, HI
Matt Tobin (IR)	Dyersville, IA
Darren Sproles	Olathe, KS
Fletcher Cox	Yazoo City, MS
Alex McCalister (IR)	Winston Salem, NC
Carson Wentz	Bismarck, ND
Steven Means	Buffalo, NY
Stefen Wisniewski	Pittsburgh, PA
Bryan Braman	Spokane, WA

OTHER TERRITORIES

Destiny Vaeao	Pago Pago, American Samoa
---------------	---------------------------

CONTRACT STATUS



	NAME	2016	2017	2018	2019	2020	2021	2022	CONTRACT DETAILS
QB	Chase Daniel				UFA				Signed 3-year contract as UFA in 2016
	Carson Wentz					5Y OPT			Signed 4-year rookie contract in 2016
RB	Kenjon Barner (IR)		RFA						Signed 2-year reserve/future contract in 2015
	Byron Marshall				ERFA				Signed 3-year contract in 2016
	Ryan Mathews			UFA					Signed 3-year contract as UFA in 2015
	Wendell Smallwood (IR)					UFA			Signed 4-year rookie contract in 2016
	Darren Sproles			UFA					Signed 1-year contract extension in 2016
WR	Nelson Agholor				5Y OPT				Signed 4-year rookie contract in 2015
	Dorial Green-Beckham				UFA				Signed 4-year rookie contract with TEN in 2015
	Jordan Matthews			UFA					Signed 4-year rookie contract in 2014
	Bryce Treggs				RFA				Signed 3-year contract as rookie FA w/SF in 2016
	Paul Turner			ERFA					Signed 2-year contract in 2016
TE	Trey Burton		RFA						Signed 3-year contract as rookie FA in 2014
	Brent Celek				UFA				Signed 3-year contract in 2016
	Zach Ertz							UFA	Signed 5-year contract extension in 2016
OFFENSIVE LINE	Josh Andrews			RFA					Signed 3-year reserve/future contract in 2015
	Allen Barbre			UFA					Signed 3-year contract extension in 2014
	Brandon Brooks						UFA		Signed 5-year contract as UFA in 2016
	Dillon Gordon				RFA				Signed 3-year contract as rookie FA in 2016
	Lane Johnson							UFA	Signed 6-year contract in 2016
	Jason Kelce						UFA		Signed 6-year contract extension in 2014
	Jason Peters				UFA				Signed 4-year contract extension in 2014
	Isaac Seumalo					UFA			Signed 4-year rookie contract in 2016
	Matt Tobin (IR)			UFA					Signed 2-year contract in 2016
	Halapoulivaati Vaitai					UFA			Signed 4-year rookie contract in 2016
	Stefen Wisniewski		UFA						Signed 1-year contract as UFA in 2016
	Beau Allen			UFA					Signed 4-year rookie contract in 2014
	Conner Barwin				UFA				Signed 6-year contract as UFA in 2013
	Bryan Braman		UFA						Signed 1-year contract extension in 2015
	Fletcher Cox								Signed 6-year contract extension in 2016
DEFENSIVE LINE	Vinny Curry						UFA		Signed 5-year contract in 2016
	Brandon Graham				UFA				Signed 4-year contract in 2015
	Taylor Hart			UFA					Signed 4-year rookie contract in 2014
	Bennie Logan		UFA						Signed 4-year rookie contract in 2013
	Steven Means			UFA					Signed 3-year contract in 2015
	Alex McCalister (IR)					UFA			Signed 4-year rookie contract in 2016
	Marcus Smith				5Y OPT				Signed 4-year rookie contract in 2014
	Destiny Vaeao				RFA				Signed 3-year contract as rookie FA in 2016
	Nigel Bradham			UFA					Signed 2-year contract as UFA in 2016
	Najee Goode		UFA						Signed 1-year contract in 2016
	Kamu Grugier-Hill					UFA			Signed 4-year rookie contract with NE in 2016
	Jordan Hicks				UFA				Signed 4-year rookie contract in 2015
	Mychal Kendricks					UFA			Signed 4-year contract extension in 2015
DEFENSIVE BACKS	Stephen Tulloch		UFA						Signed 1-year contract in 2016
	Joe Walker (IR)					UFA			Signed 4-year rookie contract in 2016
	Ron Brooks (IR)				UFA				Signed 3-year contract as UFA in 2016
	Terrence Brooks			UFA					Signed 4-year rookie contract with Bal in 2014
	Nolan Carroll		UFA						Signed 1-year contract in 2016
	Dwayne Gratz			UFA					Signed 2-year contract in 2016
	Malcolm Jenkins						UFA		Signed 5-year contract in 2016
	Chris Maragos					UFA			Signed 3-year contract extension in 2016
	Leodis McKelvin			UFA					Signed 2-year contract in 2016
	Rodney McLeod						UFA		Signed 5-year contract as UFA in 2016
	Jalen Mills					UFA			Signed 4-year rookie contract in 2016
	C.J. Smith			ERFA					Signed 2-year contract in 2016
	Jaylen Watkins		ERFA						Signed 2-year contract in 2015
ST	Jon Dorenbos (IR)					UFA			Signed 3-year contract extension in 2016
	Donnie Jones					UFA			Signed 3-year contract extension in 2016
	Rick Lovato				ERFA				Signed 3-year contract in 2016
	Caleb Sturgis			UFA					Signed 1-year contract extension in 2016

2016 PERSONNEL MOVES



- **January 4** - Re-signed the following players to reserve/future contracts: T **Brett Boyko**, G **Malcolm Bunche**, LB **Brandon Hepburn**, WR **Freddie Martino**, RB **Kevin Monangai**, NT **Travis Raciti** and LB **Deontae Skinner**
- **January 14** - Re-signed TE **Chris Pantale** to a reserve/future contract
- **January 18** - Named **Doug Pederson** as head coach
- **January 20** - Agreed to terms with the following 15 assistant coaches: **Jim Schwartz** (defensive coordinator), **Frank Reich** (offensive coordinator), **Dave Fipp** (special teams), **Eugene Chung** (assistant offensive line/tight ends/run game), **Phillip Daniels** (defensive quality control/assistant defensive line), **Ken Flajole** (linebackers), **Matthew Harper** (assistant special teams), **Tim Hauck** (safeties), **Greg Lewis** (wide receivers), **Justin Peelle** (tight ends), **Duce Staley** (running backs), **Jeff Stoutland** (offensive line), **Press Taylor** (offensive quality control/assistant quarterbacks), **Cory Undlin** (defensive backs), **Dino Vasso** (defensive quality control/assistant secondary)
- **January 21** - Agreed to terms with **John DeFilippo** (quarterbacks coach) ... Signed RB **Ross Scheuerman** to a reserve/future contract
- **January 25** - Signed TE **Zach Ertz** to a five-year contract extension through 2021
- **January 26** - Agreed to terms with TE **Brent Celek** on a three-year contract through 2018
- **January 27** - Agreed to terms with **Chris Wilson** (defensive line coach) and **Joe D'Orazio** (offensive quality control/assistant wide receivers)
- **January 29** - Agreed to terms with T **Lane Johnson** on a six-year contract through 2021
- **February 2** - Agreed to terms with DE **Vinny Curry** on a five-year contract through 2020
- **February 8** - Released WR **Riley Cooper**
- **February 10** - Re-signed LB **Najee Goode** to a one-year contract
- **February 18** - Signed QB **McLeod Bethel-Thompson**, CB **Aaron Grymes**, WR **Seantavius Jones** and WR **Xavier Rush**
- **February 22** - Agreed to terms with S **Malcolm Jenkins** on a five-year contract through 2020
- **February 24** - Released LB **DeMeco Ryans**
- **March 1** - Agreed to terms with QB **Sam Bradford** on a two-year contract through 2017
- **March 4** - Tendered one-year contract to G/T **Matt Tobin** ... RFA C **David Molk** retired from the NFL
- **March 8** - Signed CB **Leodis McKelvin** to a two-year contract
- **March 9** - Acquired a 2016 1st-round pick (8th overall) from Miami in exchange for LB **Kiko Alonso**, CB **Byron Maxwell** and a 2016 1st-round pick (13th overall) ... Acquired a 4th-round pick in 2016 from Tennessee in exchange for RB **DeMarco Murray** and a 4th-round pick in 2016 ... Agreed to terms with G **Brandon Brooks** on a five-year contract ... Agreed to terms with S **Rodney McLeod** on a five-year contract ... Agreed to terms with CB **Ron Brooks** on a three-year contract
- **March 10** - Signed QB **Chase Daniel** to a three-year contract through 2018 ... Agreed to terms with LB **Nigel Bradham** on a two-year contract
- **March 11** - Agreed to terms on a trade with Denver to send QB **Mark Sanchez** to the Broncos for a conditional pick in 2017 ... Released DL **Brandon Bair**
- **March 15** - Agreed to terms with CB **Nolan Carroll** on a one-year contract
- **March 16** - Agreed to terms with WR **Chris Givens** on a one-year contract
- **March 23** - Agreed to terms with WR **Rueben Randle** on a one-year contract
- **April 1** - Signed FB **Ryan Mueller** to a two-year contract ... Waived G/T **Tanner Hawkinson**
- **April 4** - Signed G/T **Matt Tobin** to a one-year contract ... Signed C/G **Stefen Wisniewski** to a one-year contract ... Released WR **Seantavius Jones** (non-football injury)
- **April 18** - Signed P **Ryan Quigley** to a one-year contract
- **April 20** - Acquired 1st-round draft pick (2nd overall) in 2016 and a 4th-round pick in 2017 from Cleveland for a 1st-round draft pick (8th overall), a 3rd-round pick (77th overall) and a 4th-round pick (100th overall) in 2016, a 1st-round pick in 2017 and a 2nd-round pick in 2018
- **April 22** - Signed WR **T.J. Graham** to a one-year contract
- **April 26** - Signed DT **Mike Martin** to a one-year contract
- **April 28** - Selected QB **Carson Wentz** (North Dakota State) in the 1st round (2nd overall)
- **April 29** - Selected G **Isaac Seumalo** (Oregon State) in the 3rd round (79th overall)
- **April 30** - Selected RB **Wendell Smallwood** (West Virginia) in the 5th round (153rd overall) ... Selected T **Halapoulivaati Vaitai** (TCU) in the 5th round (164th overall) ... Traded a 6th-round draft pick (188th overall) to Minnesota for a 6th-round pick (196th overall) and a 7th-round pick (240th overall) ... Selected S **Blake Countess** (Auburn) in the 6th round (196th overall) ... Selected CB **Jalen Mills** (LSU) in the 7th round (233rd overall) ... Selected DE **Alex McCalister** (Florida) in the 7th round (240th overall) ... Selected LB **Joe Walker** (Oregon) in the 7th round (251st overall)
- **May 2** - Released S **Jerome Couplin** and WR **Freddie Martino**
- **May 3** - Released LB **Brandon Hepburn**, FB **Ryan Mueller** and RB **Ross Scheuerman**
- **May 4** - Agreed to terms on a four-year contract with the following five draft picks: RB **Wendell Smallwood** (D5a), S **Blake Countess** (D6), CB **Jalen Mills** (D7a), DE **Alex McCalister** (D7b) and LB **Joe Walker** (D7c)
- **May 5** - Released RB **Kevin Monangai** and DT **Travis Raciti** ... Agreed to terms with the following 16 rookie free agents: LS **John DePalma** (West Virginia), LB **Quentin Gause** (Rutgers), G **Dillon Gordon** (LSU), G **Darrell Greene** (San Diego State), C **Bruce Johnson** (Maine), WR **Marcus Johnson** (Texas), WR **Cayleb Jones** (Arizona), RB **Byron Marshall** (Oregon), RB **Cedric O'Neal** (Valdosta State), WR **Hunter Sharp** (Utah State), DT **Aziz Shittu** (Stanford), CB **C.J. Smith** (North Dakota State), LB **Myke Tavarres** (Incarnate Word), WR **Paul Turner** (Louisiana Tech), DT **Destiny Vaeao** (Washington State) and DT **Connor Wujciak** (Boston College)
- **May 6** - Agreed to terms on a four-year contract with the following two draft picks: G **Isaac Seumalo** (D3) and T **Halapoulivaati Vaitai** (D5b)

2016 PERSONNEL MOVES



- **May 11** - Named **Joe Douglas** as vice president of player personnel, **Andy Weidl** as assistant director of player personnel, **Alec Halaby** as vice president, football operations and strategy, **Tom Donahoe** as senior football advisor, **Anthony Patch** as senior director of college scouting, **Trey Brown** as director of college scouting, **Mike Bradway** as assistant director of college scouting and **Rick Mueller** as player personnel executive
- **May 12** - Agreed to terms on a four-year contract with QB **Carson Wentz** (D1)
- **May 17** - Agreed to terms with TE **M.J. McFarland** and LB **Ty Powell** ... Released OL **Brett Boyko** and QB **McLeod Bethel-Thompson**
- **May 23** - Agreed to terms with DT **Derrick Lott** ... Released P **Ryan Quigley**
- **June 9** - Placed LB **Ty Powell** on the reserve/retired list
- **June 16** - Signed DT **Fletcher Cox** to a six-year contract extension through 2022
- **July 14** - Waived DT **Derrick Lott**
- **July 22** - Released WR **Jonathan Krause**
- **July 24** - Signed QB **McLeod Bethel-Thompson**, LB **Don Cherry** and S **Nick Perry**
- **July 27** - Released LB **Travis Long** ... Signed WR **David Watford** ... Placed RB **Ryan Mathews** on the Active/Non-Football Injury List
- **July 29** - Signed RB **Darren Sproles** to a 1-year contract extension
- **August 4** - DT **Connor Wujciak** was waived/injured
- **August 5** - Signed WR **Deon Long**
- **August 14** - Released WR **Deon Long** and OL **Malcolm Bunche**
- **August 16** - Acquired WR **Dorial Green-Beckham** from the Tennessee Titans in exchange for OL **Dennis Kelly**
- **August 21** - Released WR **T.J. Graham**, C **Bruce Johnson**, RB **Cedric O'Neal**, and WR **Xavier Rush**
- **August 22** - Released LB **Deontae Skinner**
- **August 23** - Signed LB **Stephen Tulloch** to a one-year contract
- **August 24** - Waived WR **Hunter Sharp** with an injury settlement
- **August 28** - Released LS **John DePalma**, CB **Randall Evans**, OL **Andrew Gardner**, WR **Chris Givens**, DT **Mike Martin**, S **Nick Perry**, WR **Rueben Randle**, and CB **Denzel Rice** ... Placed LB **Joe Walker** and DE **Alex McCalister** on Injured Reserve
- **August 29** - Signed RB **Cedric O'Neal** ... CB **Aaron Grymes** was waived/injured
- **August 30** - Signed DE **Jake Metz** ... Claimed DT **Bruce Gaston** off waivers from San Diego
- **September 3** - Traded QB **Sam Bradford** to Minnesota for a 1st round draft choice in 2017 and a 4th round draft choice in 2018 ... Released QB **McLeod Bethel-Thompson**, LB **Don Cherry**, S **Blake Countess**, DT **Bruce Gaston**, LB **Quentin Gause**, LB **Najee Goode**, G **Darrell Greene**, WR **Marcus Johnson**, C **Barrett Jones**, WR **Cayleb Jones**, RB **Byron Marshall**, TE **M.J. McFarland**, DE **Jake Metz**, RB **Cedric O'Neal**, TE **Chris Pantale**, K **Cody Parkey**, S **Ed Reynolds**, CB **JaCorey Shepherd**, DT **Aziz Shittu**, LB **Myke Tavarres**, WR **David Watford**
- **September 4** - Claimed three players off waivers: S **Terrence Brooks** (Baltimore), LB **Kamu Grugier-Hill** (New England), and WR **Bryce Treggs** (San Francisco) ... Released DT **Taylor Hart**, CB **C.J. Smith**, and WR **Paul Turner** ... Signed G **Darrell Greene**, WR **Marcus Johnson**, RB **Byron Marshall**, DT **Aziz Shittu**, and WR **David Watford** to the practice squad
- **September 5** - Signed FB **Andrew Bonnet**, LB **Don Cherry**, LB **Quentin Gause**, and C **Aaron Neary** to the practice squad ... Signed CB **C.J. Smith** and WR **Paul Turner** to the practice squad and released LB **Quentin Gause** from the practice squad
- **September 7** - Signed K **Caleb Sturgis** to a one-year contract extension through 2017 ... Traded CB **Eric Rowe** to New England for a 4th round draft choice in 2018
- **September 10** - Signed LB **Najee Goode** to a one-year contract
- **September 13** - Signed QB **Aaron Murray** to the practice squad and released WR **Marcus Johnson** from the practice squad
- **September 21** - Signed CB **JaCorey Shepherd** to the practice squad and released G **Darrell Greene** from the practice squad
- **September 27** - Signed G **Darrell Greene** to the practice squad and released CB **JaCorey Shepherd** from the practice squad
- **October 3** - Signed CB **JaCorey Shepherd** to the practice squad and released G **Darrell Greene** from the practice squad
- **October 7** - Signed G **Darrell Greene** and G **Matt Rotheram** to the practice squad. Released LB **Don Cherry** and CB **JaCorey Shepherd** from the practice squad
- **October 11** - Signed LB **Don Cherry** and CB **Duke Thomas** to the practice squad. Released FB **Andrew Bonnet** and G **Darrell Greene** from the practice squad ... NFL suspended T **Lane Johnson** for 10 games for violating the NFL policy on performance enhancing substances
- **October 13** - Signed CB **C.J. Smith** from the practice squad to the 53-man roster ... Signed TE **Anthony Denham** to the practice squad
- **October 14** - Signed G **Darrell Greene** to the practice squad ... Released LB **Don Cherry** from the practice squad
- **October 18** - Signed LB **Don Cherry** to the practice squad ... Released G **Darrell Greene** from the practice squad
- **October 21** - Signed G **Darrell Greene** to the practice squad ... Released CB **Duke Thomas** from the practice squad
- **October 24** - Claimed DT **Taylor Hart** off waivers from San Francisco ... Placed CB **Ron Brooks** (quad) on Injured Reserve ... Signed CB **Aaron Grymes** to the practice squad ... Released G **Matt Rotheram** from the practice squad
- **November 3** - Released WR **Josh Huff**
- **November 11** - Signed CB **Aaron Grymes** from the practice squad to the 53-man roster
- **November 14** - Signed TE **Marcel Jensen** to the practice squad
- **November 17** - Agreed to terms with S **Chris Maragos** on a three-year contract extension through 2019
- **November 18** - Signed LS **Jon Dorenbos** and P **Donnie Jones** each to a three-year contract extension through 2019
- **November 21** - Signed WR **Paul Turner** from the practice squad to the 53-man roster. Released CB **Aaron Grymes**
- **November 23** - Signed CB **Aaron Grymes** to the practice squad
- **December 2** - Signed WR **Marcus Johnson** to the practice squad and released TE **Anthony Denham** from the practice squad
- **December 13** - Signed CB **Dwayne Gratz** and LS **Rick Lovato** and signed RB **Byron Marshall** from the practice squad to the 53-man roster ... Placed LS **Jon Dorenbos** (wrist), RB **Wendell Smallwood** (knee) and OL **Matt Tobin** (knee) on Injured Reserve ... Signed TE **Anthony Denham** to the practice squad

2016 PERSONNEL MOVES



- **December 20** - Reinstated T **Lane Johnson** to the active roster ... Placed RB **Kenjon Barner** on the Injured Reserve list ... Signed RB **Terrell Watson** to the practice squad ... Released TE **Marcel Jensen** from the practice squad
-

2016 PARTICIPATION CHART



GAME	1	2	3	4	5	6	7	8	9	10	11	12	13	14	15	16				
DATE	S11	S19	S25	09	016	023	030	N6	N13	N20	N28	D4	D11	D18	D22	J1				
OPPONENT	CLE	CHI	PIT	DET	WAS	MIN	DAL	NYG	ATL	SEA	GB	CIN	WAS	BAL	NYG	DAL	GP	GS	IA	DNP
Agholor, Nelson	WR	WR	WR	WR	P	WR	WR	WR	WR	WR	IA	WR	WR	WR	WR		14	13	1	0
Allen, Beau	P	P	P	P	P	DT	DT	DT	P	P	P	P	P	P	P		15	3	0	0
Andrews, Josh	IA	IA	IA	IA	IA	IA	IA	IA	IA	IA	P	IA	P	P	IA		3	0	12	0
Barbre, Allen	LG	LG	LG	LG	LG	LG	LG	IA	IA	LG	RT	RT	RT	IA	LG		12	12	3	0
Barner, Kenjon	P	P	P	P	P	P	P	P	P	P	P	P	IA	P	IR		13	0	1	0
Barwin, Connor	DE	DE	DE	DE	DE	DE	DE	DE	DE	DE	DE	DE	DE	DE	DE		15	15	0	0
Bonnet, Andrew	PS	PS	PS	PS	X	X	X	X	X	X	X	X	X	X	X		0	0	0	0
Bradham, Nigel	OLB	OLB	OLB	OLB	OLB	OLB	OLB	OLB	OLB	OLB	OLB	OLB	OLB	OLB	OLB		15	15	0	0
Braman, Bryan	P	P	P	P	P	P	P	P	P	P	P	P	P	P	P		15	0	0	0
Brooks, Brandon	RG	RG	RG	RG	RG	RG	RG	RG	RG	RG	IA	RG	IA	RG	RG		13	13	2	0
Brooks, Ron	CB	CB	CB	CB	P	CB	IR	IR	IR	IR	IR	IR	IR	IR	IR		6	5	0	0
Brooks, Terrence	IA	P	P	IA	P	IA	P	P	IA	IA	P	P	P	P	P		10	0	5	0
Burton, Trey	IA	P	P	P	TE	P	P	P	P	TE	TE	P	P	TE	P		14	4	1	0
Carroll, Nolan	CB	CB	CB	CB	CB	CB	CB	CB	CB	CB	CB	CB	CB	CB	CB		15	15	0	0
Celek, Brent	P	TE	TE	P	TE	TE	P	P	P	P	TE	TE	TE	P	P		15	7	0	0
Cherry, Don	PS	PS	PS	X	X	PS	PS	PS	PS	PS	PS	PS	PS	PS	PS		0	0	0	0
Cox, Fletcher	DT	DT	DT	DT	DT	DT	DT	DT	DT	DT	DT	DT	DT	DT	DT		15	15	0	0
Curry, Vinny	P	P	P	P	P	P	P	P	P	P	P	P	P	P	P		15	0	0	0
Daniel, Chase	DNP	DNP	DNP	DNP	DNP	DNP	DNP	DNP	DNP	DNP	DNP	DNP	DNP	DNP	P		1	0	0	14
Denham, Anthony	X	X	X	X	PS	PS	PS	PS	PS	PS	PS	X	X	PS	PS		0	0	0	0
Dorenbos, Jon	P	P	P	P	P	P	P	P	P	P	P	P	P	IR	IR		13	0	0	0
Ertz, Zach	TE	IA	IA	TE	TE	TE	TE	TE	TE	TE	TE	P	TE	TE	TE		13	12	2	0
Goode, Najee	P	P	P	P	P	P	P	P	P	P	P	P	P	P	P		15	0	0	0
Gordon, Dillon	IA	IA	IA	IA	IA	IA	IA	IA	IA	IA	IA	IA	IA	P	IA		1	0	14	0
Graham, Brandon	DE	DE	DE	DE	DE	DE	DE	DE	DE	DE	DE	DE	DE	DE	DE		15	15	0	0
Gratz, Dwayne	X	X	X	X	X	X	X	X	X	X	X	X	X	IA	IA		0	0	2	0
Green-Beckham, D.	P	WR	P	WR	P	P	WR	WR	P	P	P	WR	IA	P	WR		14	6	1	0
Greene, Darrell	PS	PS	X	PS	PS	PS	PS	PS	PS	PS	PS	PS	PS	PS	PS		0	0	0	0
Grugier-Hill, Kamu	P	P	P	P	P	P	IA	IA	IA	P	P	P	IA	P	P		11	0	4	0
Grymes, Aaron	X	X	X	X	X	X	PS	PS	P	IA	PS	PS	PS	PS	PS		1	0	1	0
Hart, Taylor	X	X	X	X	X	X	IA	IA	IA	IA	IA	IA	IA	IA	IA		0	0	9	0
Hicks, Jordan	MLB	MLB	MLB	MLB	MLB	MLB	MLB	MLB	MLB	MLB	MLB	MLB	MLB	MLB	MLB		15	15	0	0
Huff, Josh	WR	P	P	P	WR	P	P	X	X	X	X	X	X	X	X		7	2	0	0
Jenkins, Malcolm	S	S	S	S	S	S	S	S	S	S	S	S	S	S	S		15	15	0	0
Jensen, Marcel	X	X	X	X	X	X	X	X	X	PS	PS	PS	PS	PS	PS		0	0	0	0
Johnson, Lane	RT	RT	RT	RT	SUS	SUS	SUS	SUS	SUS	SUS	SUS	SUS	SUS	SUS	RT		5	5	0	0
Johnson, Marcus	PS	X	X	X	X	X	X	X	X	X	X	PS	PS	PS	PS		0	0	0	0
Jones, Donnie	P	P	P	P	P	P	P	P	P	P	P	P	P	P	P		15	0	0	0
Kelce, Jason	C	C	C	C	C	C	C	C	C	C	C	C	C	C	C		15	15	0	0
Kendricks, Mychal	P	OLB	OLB	P	OLB	P	P	P	OLB	OLB	OLB	OLB	P	P	OLB		15	8	0	0
Logan, Bennie	DT	DT	DT	DT	DT	IA	IA	IA	DT	DT	DT	DT	DT	DT	DT		12	12	3	0
Lovato, Rick	X	X	X	X	X	X	X	X	X	X	X	X	X	P	P		2	0	0	0
Maragos, Chris	P	P	P	P	P	P	P	P	P	P	P	P	P	P	P		15	0	0	0
Marshall, Byron	PS	PS	PS	PS	PS	PS	PS	PS	PS	PS	PS	PS	PS	P	P		2	0	0	0
Mathews, Ryan	RB	P	RB	RB	RB	RB	P	RB	P	IA	IA	P	RB	RB		13	8	2	0	
Matthews, Jordan	WR	WR	WR	WR	P	WR	WR	WR	WR	WR	WR	WR	IA	WR	WR		14	13	1	0
McCalister, Alex	IR	IR	IR	IR	IR	IR	IR	IR	IR	IR	IR	IR	IR	IR	IR		0	0	0	0
McKelvin, Leodis	CB	IA	IA	CB	IA	CB	CB	CB	P	CB	CB	CB	CB	CB	CB		12	11	3	0
McLeod, Rodney	S	S	S	S	S	S	S	S	S	S	S	S	S	S	S		15	15	0	0
Means, Steven	P	P	P	IA	IA	P	P	P	IA	IA	IA	IA	P	IA	IA		7	0	8	0
Mills, Jalen	P	P	P	P	CB	P	P	P	CB	P	P	P	P	P	P		15	2	0	0
Murray, Aaron	X	PS	PS	PS	PS	PS	PS	PS	PS	PS	PS	PS	PS	PS	PS		0	0	0	0
Neary, Aaron	PS	PS	PS	PS	PS	PS	PS	PS	PS	PS	PS	PS	PS	PS	PS		0	0	0	0
Peters, Jason	LT	LT	LT	LT	LT	LT	LT	LT	LT	LT	LT	LT	LT	LT	LT		15	15	0	0
Rotheram, Matt	X	X	X	PS	PS	PS	X	X	X	X	X	X	X	X	X		0	0	0	0
Seumalo, Isaac	IA	IA	IA	IA	IA	IA	IA	P	P	P	RG	P	RG	RT	P		8	3	7	0
Shepherd, JaCorey	X	X	PS	X	X	X	X	X	X	X	X	X	X	X	X		0	0	0	0
Shittu, Aziz	PS	PS	PS	PS	PS	PS	PS	PS	PS	PS	PS	PS	PS	PS	PS		0	0	0	0
Smallwood, Wendell	P	P	P	P	P	P	P	P	P	P	RB	RB	RB	IR	IR		13	3	0	0
Smith, CJ	PS	PS	PS	PS	IA	IA	P	P	P	P	P	P	P	P	P		9	0	2	0

2016 SNAP COUNTS



OFFENSE		CLE	CHI	PIT	DET	WAS	MIN	DAL	NYG	ATL	SEA	GB	CIN	WAS	BAL	NYG	DAL	SNAPS	PCT	
TOTAL PLAYS		77	72	65	61	52	58	78	75	79	80	59	80	78	87	56		1057		
QB	Carson Wentz	77	72	65	61	52	58	78	75	79	80	59	80	78	87	50		1051	99%	
	Chase Daniel	0	0	0	0	0	0	0	0	0	0	0	0	0	0	6		6	1%	
RB	Darren Sproles	38	41	24	34	23	26	63	60	31	10	31	44	30	IA	27		482	46%	
	Ryan Mathews	37	21	8	25	11	26	8	8	26	14	IA	IA	39	36	28		287	27%	
	Wendell Smallwood	2	5	24	1	10	5	1	4	19	38	22	24	9	IR	IR		164	16%	
	Kenjon Barner	6	8	12	1	8	3	6	3	3	18	6	13	IA	12	IR		99	9%	
	Byron Marshall	PS	PS	PS	PS	PS	PS	PS	PS	PS	PS	PS	PS	PS	PS	PS	1		40	4%
WR	Nelson Agholor	67	56	52	48	42	43	71	69	72	70	IA	80	68	85	54		877	83%	
	Jordan Matthews	71	71	55	57	47	45	70	65	75	73	24	IA	76	76	39		844	80%	
	D. Green-Beckham	25	33	32	32	42	28	51	49	44	64	48	50	IA	53	27		578	55%	
	Josh Huff	28	14	26	18	9	20	19	X	X	X	X	X	X	X	X		134	13%	
	Paul Turner	PS	PS	PS	PS	PS	PS	PS	PS	PS	PS	PS	23	41	31	IA	IA		95	9%
TE	Bryce Treggs	IA	IA	IA	IA	IA	IA	IA	15	15	9	44	2	3	2	1		91	9%	
	Zach Ertz	60	IA	IA	52	46	48	63	62	59	70	55	70	67	81	48		781	74%	
	Brent Celek	38	53	45	23	13	28	23	21	28	19	20	19	30	26	30		416	39%	
O-LINE	Trey Burton	IA	31	33	11	9	13	12	17	9	7	19	53	37	22	16		289	27%	
	Jason Kelce	77	72	65	61	52	58	78	75	79	80	59	80	78	87	56		1057	100%	
	Jason Peters	77	72	65	61	52	43	78	73	79	66	59	80	78	87	55		1025	97%	
	Brandon Brooks	77	72	65	61	52	53	78	75	79	80	IA	80	IA	87	56		915	87%	
	Allen Barbre	77	71	65	61	52	58	9	IA	IA	80	6	80	47	IA	13		619	59%	
	Stefen Wisniewski	0	12	1	0	0	5	69	75	79	19	59	80	78	87	43		607	57%	
	Halapoulivaati Vaitai	IA	IA	IA	IA	52	58	78	75	79	75	59	IA	IA	IA	IA		417	39%	
	Lane Johnson	77	72	65	61	SUS	SUS	SUS	SUS	SUS	SUS	SUS	SUS	SUS	SUS	SUS	56		331	31%
	Isaac Seumalo	IA	IA	IA	IA	IA	IA	IA	1	13	8	59	4	78	87	9		259	25%	
	Matt Tobin	9	16	12	3	0	20	3	3	1	IA	2	0	31	IR	IR		100	9%	
Dillon Gordon	IA	IA	IA	IA	IA	IA	IA	IA	IA	IA	IA	IA	IA	2	IA	2		2	0%	
Josh Andrews	IA	IA	IA	IA	IA	IA	IA	IA	IA	IA	0	IA	0	1	IA		1	0%		

DEFENSE		CLE	CHI	PIT	DET	WAS	MIN	DAL	NYG	ATL	SEA	GB	CIN	WAS	BAL	NYG	DAL	SNAPS	PCT
TOTAL PLAYS		52	52	60	61	74	76	78	64	50	67	71	64	48	58	89		964	
D-LINE	Fletcher Cox	38	42	41	53	55	54	64	50	41	45	57	47	34	46	66		733	76%
	Brandon Graham	36	37	42	53	57	57	64	52	38	48	54	49	33	43	63		726	75%
	Connor Barwin	36	41	47	52	60	49	53	44	39	44	49	42	25	33	65		679	70%
	Bennie Logan	36	31	29	46	17	IA	IA	IA	30	43	44	37	34	37	49		433	45%
	Vinny Curry	24	24	26	16	31	41	32	30	26	26	31	26	15	28	34		410	43%
	Beau Allen	17	11	17	8	43	51	54	49	9	24	25	22	15	22	29		396	41%
	Destiny Vaeao	12	7	19	8	28	30	28	21	8	16	14	16	13	9	22		251	26%
	Marcus Smith	6	12	13	8	11	18	15	10	9	21	11	18	12	15	26		205	21%
	Steven Means	0	7	6	IA	IA	5	2	0	IA	IA	IA	IA	11	IA	IA		31	3%
	Bryan Braman	1	0	0	0	0	0	0	0	0	0	0	0	0	0	0		1	0%
Taylor Hart	X	X	X	X	X	X	X	IA	IA	IA	IA	IA	IA	IA	IA	IA		0	0%
LB	Nigel Bradham	51	50	56	48	74	76	77	64	47	66	71	61	47	57	89		934	97%
	Jordan Hicks	51	39	49	48	74	76	78	64	48	67	71	63	46	58	83		915	95%
	Mychal Kendricks	19	20	9	26	22	24	19	3	19	31	13	26	8	20	14		273	28%
	Stephen Tulloch	1	12	11	15	1	5	3	0	0	0	1	1	3	0	6		59	6%
	Najee Goode	1	0	1	0	0	0	0	0	0	0	0	0	0	0	0		2	0%
DEF. BACKS	Kamu Grugier-Hill	1	0	0	0	0	0	IA	IA	IA	0	0	0	IA	0	0		1	0%
	Malcolm Jenkins	51	52	60	61	74	76	78	64	50	67	71	64	48	58	89		963	100%
	Rodney McLeod	50	50	60	61	73	75	78	64	50	67	71	64	48	58	89		958	99%
	Nolan Carroll	51	51	60	61	68	75	78	54	23	54	67	51	47	48	66		854	89%
	Jalen Mills	12	43	53	24	73	27	47	36	50	40	49	23	40	34	66		617	64%
	Leodis McKelvin	36	IA	IA	34	IA	44	73	38	27	41	24	55	47	34	83		536	56%
	Jaylen Watkins	1	0	3	11	1	46	15	61	33	36	58	39	2	38	37		381	40%
	Ron Brooks	38	42	58	38	52	7	IR	IR	IR	IR	IR	IR	IR	IR	IR		235	24%
	Terrence Brooks	IA	0	0	IA	0	IA	0	0	IA	IA	0	0	0	0	3		3	0%
	Chris Maragos	1	0	0	0	0	0	0	0	0	0	0	0	0	0	0		1	0%
C.J. Smith	PS	PS	PS	PS	IA	IA	0	0	1	0	0	0	0	0	0		1	0%	
Aaron Grymes	X	X	X	X	X	X	X	X	0	IA	PS	PS	PS	PS	PS		0	0%	
Dwayne Gratz	X	X	X	X	X	X	X	X	X	X	X	X	X	IA	IA		0	0%	

2016 REGULAR SEASON STATISTICS



Record: 6-9
Head Coach: Doug Pederson

Date	Day	Score	Location	Points
9/11	W	29-10	Cleveland	69,596
9/19	W	29-14	at Chicago	62,268
9/25	W	34-3	Pittsburgh	69,596
10/9	L	23-24	at Detroit	58,047
10/16	L	20-27	at Washington	78,934
10/23	W	21-10	Minnesota	69,596
10/30	L	23-29	at Dallas (OT)	93,103
11/06	L	23-28	at N.Y. Giants	80,309
11/13	W	24-15	Atlanta	69,596
11/20	L	15-26	at Seattle	69,190
11/28	L	13-27	Green Bay	69,596
12/4	L	14-32	at Cincinnati	55,456
12/11	L	22-27	Washington	69,596
12/18	L	26-27	at Baltimore	71,223
12/22	W	24-19	N.Y. Giants	69,596
1/1			Dallas	

TEAM STATS	EAGLES	OPP
Total First Downs	309	285
Rushing	106	85
Passing	178	168
Penalty	25	32
3rd Down: Made/Att	79/210	77/193
3rd Down Pct.	37.6%	39.9%
4th Down: Made/Att	13/26	8/18
4th Down Pct.	50.0%	44.4%
Possession Avg.	32:03	27:57
Total Net Yards	5052	5289
Avg. Per Game	336.8	352.6
Total Plays	1005	925
Avg. Per Play	5.0	5.7
Net Yards Rushing	1699	1583
Avg. Per Game	113.3	105.5
Total Rushes	408	370
Net Yards Passing	3353	3706
Avg. Per Game	223.5	247.1
Sacked/Yards Lost	31/200	31/182
Gross Yards	3553	3888
Attempts/Completions	566/353	524/317
Completion Pct.	62.4%	60.5%
Had Intercepted	14	14
Punts/Average	59/45.6	57/47.0
Net Punting Avg.	40.5	41.3
Penalties/Yards	109/884	94/802
Fumbles/Ball Lost	24/6	23/10
Touchdowns	34	35
Rushing	15	10
Passing	14	24
Returns	5	1

Score By Period	Q1	Q2	Q3	Q4	OT	Pts.
Team	53	112	87	88	0	340
Opponents	78	110	56	68	6	318

Rushing	No.	Yds	Avg.	Lg.	TD
R.Mathews	155	661	4.3	30	8
D.Sproles	85	406	4.8	25t	2
W.Smallwood	77	312	4.1	19	1
C.Wentz	45	137	3.0	17	2
K.Barner	27	129	4.8	19	2
B.Marshall	9	22	2.4	12	0
N.Agholor	4	15	3.8	5	0
J.Huff	3	10	3.3	10	0
B.Treggs	2	7	3.5	4	0
D.Jones	1	0	0.0	0	0
Team	408	1699	4.2	30	15
Opponents	370	1583	4.3	72t	10

Receiving	No.	Yds	Avg.	Lg.	TD
J.Mathews	73	804	11.0	54	3
Z.Ertz	65	677	10.4	30	2
D.Sproles	49	423	8.6	73t	2
N.Agholor	36	365	10.1	40t	2
D.Green-Beckham	35	377	10.8	26	2
T.Burton	32	288	9.0	32	1
B.Celek	13	146	11.2	24	0
R.Mathews	13	115	8.8	27	1
J.Huff	13	72	5.5	14	1
P.Turner	7	96	13.7	41	0
W.Smallwood	6	55	9.2	18	0
K.Barner	5	42	8.4	15	0
B.Treggs	3	80	26.7	58	0
B.Marshall	2	6	3.0	7	0
C.Wentz	1	7	7.0	7	0
Team	353	3553	10.1	73t	14
Opponents	317	3888	12.3	80t	24

Interceptions	No.	Yds	Avg.	Lg.	TD
M.Jenkins	3	98	32.7	64t	2
J.Hicks	3	37	12.3	34	0
R.McLeod	3	5	1.7	5	0
L.McKelvin	2	29	14.5	29t	1
N.Bradham	1	28	28.0	28	0
T.Brooks	1	6	6.0	6	0
N.Carroll	1	0	0.0	0	0
Team	14	203	14.5	64t	3
Opponents	14	126	9.0	47	0

Sacks
F. Cox 6.5, B. Graham 5.5, C. Barwin 4.0, B. Logan 2.5, N. Bradham 2.0, D. Vaeao 2.0, V. Curry 1.0, J. Hicks 1.0, M. Jenkins 1.0, R. McLeod 1.0, S. Means 1.0, M. Smith 1.0, Team Sacks 1.0, B. Allen 0.5, **Team: 31, Opponents: 31**

Fumbles
Lost: C. Wentz 3, R. Mathews 2, W. Smallwood 1, **Total: 6**
Opponent Recoveries: B. Allen 1, N. Bradham 1, R. Brooks 1, T. Burton 1, F. Cox 1, B. Graham 1, J. Hicks 1, M. Jenkins 1, M. Kendricks 1, B. Logan 1, **Total: 10**

Passing	Att.	Cmp.	Yds.	Cmp.%	Yds./Att.	TD	TD%	Int.	Int.%	Lg	Sack	Lost	Rat.
C.Wentz	564	352	3537	62.4%	6.3	14	2.5%	14	2.5%	73t	31	200	78.1
C.Daniel	1	1	16	100.0%	16.0	0	0.0%	0	0.0%	16	0	0	118.8
J.Huff	1	0	0	0.0%	0.0	0	0.0%	0	0.0%	0	0	0	39.6
Team	566	353	3553	62.4%	6.3	14	2.5%	14	2.5%	73t	31	200	78.1
Opponents	524	317	3888	60.5%	7.4	24	4.6%	14	2.7%	80t	31	182	87.6

Scoring	TD	Ru.	Rec.	Ret.	PAT	FG	2pt.	Saf.	Pts.
C.Sturgis	0	0	0	0	27/28	33/38	0	0	126
R.Mathews	9	8	1	0	--	--	2	0	58
D.Sproles	4	2	2	0	--	--	0	0	24
J.Mathews	3	0	3	0	--	--	0	0	18
N.Agholor	2	0	2	0	--	--	1	0	14
C.Wentz	2	2	0	0	--	--	1	0	14
K.Barner	2	2	0	0	--	--	0	0	12
Z.Ertz	2	0	2	0	--	--	0	0	12
D.Green-Beckham	2	0	2	0	--	--	0	0	12
J.Huff	2	0	1	1	--	--	0	0	12
M.Jenkins	2	0	0	2	--	--	0	0	12
W.Smallwood	2	1	0	1	--	--	0	0	12
T.Burton	1	0	1	0	--	--	0	0	6
L.McKelvin	1	0	0	1	--	--	0	0	6
Team	34	15	14	5	27/28	33/38	4	1	340
Opponents	35	10	24	1	30/33	26/31	0	0	318

2-Pt. Conversions: Team 4/6, Opponents: 0/1

Field Goals (Game-by-Game)
Sturgis: (46WR, 22G, 38G) (25G, 29G, 53G) (29G, 38G) (50G, 33G, 49G) (38G, 28G) (35G, 21G) (30G, 55G, 34G) (34G, 40B, 26G, 38G) (44WR, 29G, 55SH, 25G, 48G) (148G, 50G) (51RU) (45G, 36G, 41G) (45G, 34G, 27G, 29G) (41G)
Opps: (35G) (31LU) (36B, 40G) (29G) (32G, 50G) (48G) (38G, 23G, 49G) (138G, 43G, 53WR, 46G) (21G, 35G, 44WR) (33G, 32G) (32G, 33G, 26G, 38G) (38LU) (53G, 47G) (35G, 35G, 29G, 41G)

Field Goals	1-19	20-29	30-39	40-49	50+
C.Sturgis	0/0	11/11	11/11	7/10	4/6
Team	0/0	11/11	11/11	7/10	4/6
Opponents	0/0	5/5	12/15	7/8	2/3

Punting	No.	Yds.	Avg.	Net	TB	In20	Lg.	Blk.
D.Jones	59	2688	45.6	40.5	6	20	72	0
Team	59	2688	45.6	40.5	6	20	72	0
Opponents	57	2678	47.0	41.3	4	15	63	0

Punt Returns	Ret.	FC	Yds.	Avg.	Lg.	TD
D.Sproles	17	12	224	13.2	66	0
K.Barner	2	0	22	11.0	22	0
Team	19	12	246	12.9	66	0
Opponents	22	15	179	8.1	65t	1

Kick Returns	No.	Yds.	Avg.	Lg.	TD
K.Barner	9	277	30.8	61	0
W.Smallwood	9	261	29.0	86t	1
J.Huff	7	252	36.0	98t	1
N.Agholor	5	92	18.4	27	0
D.Sproles	1	19	19.0	19	0
P.Turner	1	11	11.0	11	0
Z.Ertz	1	8	8.0	8	0
Team	33	920	27.9	98t	2
Opponents	35	667	19.1	34	0

2016 REG. SEASON DEFENSIVE STATS



DEFENSIVE STATISTICS

Player	Total	Solo	Asst.	TFL	Sacks	Hur.	INT	KD	FF	FR
McLeod	113	75	38	3	1.0	1	3	9	1	0
Jenkins	108	77	31	4	1.0	3	3	12	0	1
Bradham	95	66	29	7	2.0	2	1	5	2	1
Hicks	89	64	25	4	1.0	4	3	5	0	1
Mills	67	55	12	0	0.0	0	0	10	0	0
Graham	62	48	14	12	5.5	29	0	1	2	1
Carroll	61	46	15	1	0.0	0	1	14	0	0
Watkins	51	34	17	1	0.0	2	0	6	0	0
McKelvin	50	41	9	0	0.0	0	2	19	0	0
Cox	50	31	19	10	6.5	18	0	3	1	1
Barwin	38	24	14	4	4.0	11	0	2	1	0
Logan	31	19	12	5	2.5	9	0	0	2	1
Allen	30	17	13	4	0.5	7	0	0	0	1
Kendricks	29	24	5	2	0.0	3	0	1	0	1
Curry	25	17	8	5	1.5	10	0	0	0	0
R. Brooks	18	11	7	0	0.0	0	0	2	0	1
Vaeao	16	9	7	1	2.0	3	0	0	1	0
M. Smith	11	7	4	3	1.5	4	0	0	0	0
Tulloch	8	5	3	0	0.0	0	0	0	0	0
Means	4	3	1	0	1.0	0	0	0	1	0
Grugier-Hill	1	1	0	0	0.0	0	0	0	0	0
T. Brooks	0	0	0	0	0.0	0	1	1	0	0
TEAM	--	--	--	--	1.0	--	--	--	--	--
Totals	957	674	283	66	31.0	106	14	90	11	9

*Tackle totals already factor in sacks and TFLs

INDIVIDUAL SINGLE-GAME BESTS

TACKLES	17 by McLeod at Was. (10/16)
TACKLES FOR LOSS	4 players tied with 2
	2 by Bradham at Det. (10/9); 2 by Graham at Chi. (9/19), at Det. (10/9) and at Cin. (12/4); 2 by Hicks at Was. (10/16); 2 by Logan at Det. (10/9) and at Bal. (12/18)
SACKS	2.0 by Cox vs. Pit. (9/25)
PASSES DEFENSED	6 by McKelvin at Dal. (10/30)
INTERCEPTIONS	2 by Jenkins vs. NYG (12/22)
FORCED FUMBLES	10 players tied with 1
	1 by Barwin vs. Min. (10/23); 1 by Bradham at Cin. (12/4) and at Bal. (12/18); 1 by T. Brooks at Dal. (10/30) and vs. NYG (12/22); 1 by Burton at Bal. (12/18); 1 by Cox vs. Pit. (9/25); 1 by Graham vs. Cle. (9/11) and vs. Min. (10/23); 1 by Logan at Chi. (9/19) and at Cin. (12/4); 1 by McLeod vs. Min. (10/23); 1 by Means vs. Min. (10/23); 1 by Vaeao at Chi. (9/19)
FUMBLE RECOVERIES	10 players tied with 1
	1 by Allen vs. Min. (10/23); 1 by Bradham at Det. (10/9); 1 by R. Brooks at Chi. (9/19); 1 by Burton vs. Min (10/23); 1 by Cox at Bal. (12/18); 1 by Graham vs. Pit. (9/29); 1 by Hicks at Chi. (9/19); 1 by Jenkins vs. Min. (10/23); 1 by Kendricks at Cin. (12/4); 1 by Logan at Cin. (12/4)
SPECIAL TEAMS TACKLES	3 by Goode at NYG (11/6)
	3 by Maragos at Was. (10/16)

SACKS (31)

Fletcher Cox	6.5
Brandon Graham	5.5
Connor Barwin	4.0
Bennie Logan	2.5
Nigel Bradham	2.0
Destiny Vaeao	2.0
Vinny Curry	1.5
Marcus Smith	1.5
Jordan Hicks	1.0
Malcolm Jenkins	1.0
Rodney McLeod	1.0
Steven Means	1.0
Team Sacks	1.0
Beau Allen	0.5

FUMBLE RECOVERIES (9)

Beau Allen	1
Nigel Bradham	1
Ron Brooks	1
Fletcher Cox	1
Brandon Graham	1
Jordan Hicks	1
Malcolm Jenkins	1
Mychal Kendricks	1
Bennie Logan	1

INTERCEPTIONS (12)

Jordan Hicks	3
Malcolm Jenkins	3
Rodney McLeod	3
Leodis McKelvin	2
Nigel Bradham	1
Nolan Carroll	1

FORCED FUMBLES (11)

Nigel Bradham	2
Brandon Graham	2
Bennie Logan	2
Connor Barwin	1
Fletcher Cox	1
Rodney McLeod	1
Steven Means	1
Destiny Vaeao	1

ST FORCED FUMBLES (3)

Terrence Brooks	2
Trey Burton	1

ST FUMBLE RECOVERIES (1)

Trey Burton	1
-------------	---

SPECIAL TEAMS TACKLES (81)

Chris Maragos	13
Najee Goode	11
Mychal Kendricks	9
Trey Burton	7
Bryan Braman	5
Terrence Brooks	4
Kamu Grugier-Hill	4
Rodney McLeod	4
Marcus Smith	4
Jaylen Watkins	4
Nigel Bradham	3
Josh Huff	3
Malcolm Jenkins	3
Wendell Smallwood	3
C.J. Smith	2
Ron Brooks	1
Jon Dorenbos	1

SPECIAL TEAMS SNAPS

Braman	340	83%	Huff	61	15%
Maragos	339	82%	B. Brooks	60	15%
Goode	273	66%	Tobin	59	14%
Burton	254	62%	Sproles	57	14%
Watkins	215	52%	Bradham	54	13%
M. Smith	169	41%	Logan	53	13%
Grugier-Hill	168	41%	Barwin	46	11%
Celek	160	39%	Barbre	44	11%
Sturgis	149	36%	McKelvin	34	8%
T. Brooks	146	35%	R. Brooks	33	8%
Jenkins	136	33%	Seumalo	30	7%
Smallwood	134	33%	Means	29	7%
Allen	133	32%	Johnson	27	7%
Jones	129	31%	Vaitai	26	6%
Ertz	128	31%	Agholor	20	5%
Kendricks	121	29%	Lovato	15	4%
Dorenbos	111	27%	Marshall	14	3%
Barner	99	24%	Andrews	12	3%
Carroll	94	23%	Vaeao	12	3%
Mills	80	19%	Grymes	9	2%
McLeod	78	19%	Kelce	8	2%
Graham	72	17%	Cox	5	1%
Hicks	69	17%	Turner	5	1%
Wisniewski	68	17%	Gordon	4	1%
Curry	65	16%	Matthews	2	0%
C. Smith	63	15%	Treggs	1	0%

2016 REGULAR SEASON STATISTICS



RED ZONE

Team	Total	TD	FG	MFG	Dwn.	Fbl.	INT	Clk.	Pnt.	TD%	Score%
EAGLES	51	25	20	0	3	1	1	1	236	49.0	88.2
Opponents	49	22	18	2	2	1	3	1	206	44.9	81.6

GOAL-TO-GO

Team	Total	TD	FG	MFG	Dwn.	Fbl.	INT	Clk.	Pnt.	TD%	Score%
EAGLES	25	19	4	0	1	0	1	0	146	76.0	92.0
Opponents	18	13	3	0	0	0	2	0	99	72.2	88.9

EAGLES WEEKLY NFL RANKINGS

Week	OFFENSE			DEFENSE		
	Rush	Pass	Total	Rush	Pass	Total
Week 1	8th	12th	7th	23rd	5th	5th
Week 2	10th	24th	21st	10th	5th	4th
Week 3	10th	17th	13th	2nd	8th	4th
Week 4	9th	18th	13th	3rd	6th	3rd
Week 5	10th	20th	12th	3rd	6th	2nd
Week 6	8th	26th	21st	18th	4th	6th
Week 7	17th	29th	28th	14th	5th	5th
Week 8	17th	29th	28th	20th	5th	8th
Week 9	17th	28th	26th	18th	6th	7th
Week 10	8th	26th	17th	13th	7th	6th
Week 11	T-6th	25th	19th	19th	9th	8th
Week 12	8th	27th	20th	17th	11th	8th
Week 13	10th	23rd	20th	16th	13th	11th
Week 14	15th	T-21st	18th	15th	13th	12th
Week 15	9th	24th	20th	17th	12th	12th
Week 16	10th	25th	21st	19th	18th	18th

LONGEST DRIVES

	EAGLES	OPPONENTS
MOST PLAYS:	17 at Bal. (12/18) 17-59-7:42 Field Goal	17 vs. GB (11/28) 17-82-8:21 Field Goal
MOST YARDS:	82 vs. Pit. (9/25) 12-82-6:06 Touchdown	93 at Cin. (12/4) 12-93-3:07 Touchdown
MOST TIME:	7:59 vs. NYG (12/22) 13-73-7:59 Downs	8:21 vs. GB (11/28) 17-82-8:21 Field Goal

LONGEST TOUCHDOWN DRIVES

	EAGLES	OPPONENTS
MOST PLAYS:	15 at Cin. (12/4) 15-61-6:04	13 2x, vs. GB (11/28) 13-75-6:28
MOST YARDS:	82 vs. Pit. (9/25) 12-82-6:06	93 at Cin. (12/4) 12-93-3:07
MOST TIME:	7:35 at Sea. (11/20) 13-68-7:35	7:13 at Det. (10/9) 12-75-7:13

REPLAY CHALLENGES

	Challenges	No. Overturned
EAGLES	10	6
Opponents	1	1

MOST FIRST DOWNS EARNED

Player	Rush	Rec.	Total
Ryan Mathews	38	7	45
Jordan Matthews	-	38	38
Darren Sproles	20	18	38
Zach Ertz	-	34	34
D. Green-Beckham	-	24	24
Wendell Smallwood	20	1	21
Trey Burton	-	18	18
Nelson Agholor	-	15	15
Carson Wentz	14	-	14
Kenjon Barner	9	3	12
Brent Celek	-	8	8
Josh Huff	1	4	5
Bryce Treggs	2	3	5
Paul Turner	-	5	5
Byron Marshall	2	-	2

PENALTY BREAKDOWN

Type of Penalty (Yards Lost)	Phi.	Opp.
Total Penalties	109 (884)	94 (802)
Offensive	57 (407)	42 (322)
Defensive	42 (393)	37 (347)
Special Teams	10 (84)	15 (133)
First Downs Given Up by Penalty	32	25

2016 THIRD-DOWN & DRIVE EFFICIENCY



EAGLES THIRD-AND...												
Date	Opponent	1	2	3	4	5	6	7	8	9	10+	Total
9/11	Cle	2-2	0-0	0-0	1-4	1-2	0-0	0-0	0-0	1-1	0-6	5-15
9/19	at Chi	0-0	0-0	0-1	0-2	1-1	0-1	1-2	0-0	1-2	0-6	3-15
9/25	Pit	0-0	0-0	0-0	0-2	0-0	0-0	1-1	1-2	0-1	2-4	4-10
10/9	at Det	0-0	2-3	0-0	1-1	0-2	1-1	0-0	1-2	0-0	0-2	5-11
10/16	at Was	0-0	1-1	0-0	1-2	0-0	0-1	0-0	0-0	1-3	1-5	4-12
10/23	Min	0-0	0-1	0-0	2-2	1-2	0-0	0-0	0-0	1-3	0-3	4-11
10/30	at Dal	1-2	0-1	1-1	2-3	0-0	1-2	0-0	0-1	1-1	0-4	6-15
11/6	at NYG	2-2	0-0	1-1	0-1	0-1	0-1	0-0	0-1	0-3	0-5	3-15
11/13	Atl	0-2	1-1	1-1	1-2	1-1	0-0	0-0	1-2	0-1	0-4	5-14
11/20	at Sea	2-3	0-2	1-1	1-1	1-1	0-1	1-1	0-0	0-1	0-5	6-16
11/28	GB	1-1	0-0	1-1	1-2	0-0	1-1	0-0	0-1	1-1	0-4	5-11
12/4	at Cin	1-2	0-0	0-2	2-2	0-1	0-0	1-2	2-2	1-3	1-3	8-17
12/11	Was	1-1	2-4	1-4	0-0	1-2	1-1	1-1	0-0	1-1	1-4	9-18
12/18	at Bal	1-2	1-1	3-4	1-1	0-0	1-2	0-1	1-2	0-1	0-4	8-18
12/22	NYG	1-1	1-1	0-2	0-0	1-2	0-1	0-1	0-2	0-0	1-2	4-12
Totals:		12-18	8-15	9-18	13-25	7-15	5-12	5-9	6-15	8-22	6-61	79-210
		66.7	53.3	50.0	52.0	46.7	41.7	55.6	40.0	36.4	9.8	37.6

OPPONENTS THIRD-AND...												
Date	Opponent	1	2	3	4	5	6	7	8	9	10+	Total
9/11	Cle	0-0	0-0	0-0	0-0	0-1	0-0	0-2	2-2	0-1	0-4	2-10
9/19	at Chi	3-4	0-1	0-0	0-0	1-2	0-1	0-0	0-1	0-0	0-1	4-10
9/25	Pit	0-0	1-1	0-0	1-2	0-1	2-2	0-1	0-0	0-0	0-4	4-11
10/9	at Det	0-0	0-0	0-0	2-2	0-1	0-0	0-1	0-0	0-0	1-5	3-9
10/16	at Was	1-1	0-2	0-0	0-0	2-2	0-0	2-2	1-2	1-1	0-3	7-13
10/23	Min	1-2	3-3	1-2	0-1	0-0	0-1	0-0	0-0	2-3	2-7	9-19
10/30	at Dal	1-2	0-0	0-0	0-0	2-5	0-0	0-0	0-1	1-2	0-4	4-14
11/6	at NYG	1-1	0-1	0-0	2-5	0-1	0-0	0-1	0-0	0-0	1-4	4-13
11/13	Atl	0-0	0-0	0-0	2-2	0-0	0-0	0-1	0-1	0-0	0-7	2-11
11/20	at Sea	0-0	0-0	1-2	0-1	1-2	0-1	0-0	0-0	0-0	3-9	5-15
11/28	GB	3-3	2-2	0-1	1-1	1-1	0-0	1-1	0-0	0-0	2-5	10-14
12/4	at Cin	0-0	1-2	0-0	0-1	1-2	0-0	1-1	1-1	1-3	2-4	7-14
12/11	Was	2-3	0-1	0-0	0-0	0-0	0-2	0-0	0-1	0-0	0-0	2-7
12/18	at Bal	0-0	0-0	0-0	1-1	1-1	1-2	0-1	1-1	0-0	0-5	4-11
12/22	NYG	1-1	2-2	2-3	1-2	0-3	2-3	1-1	0-1	0-3	1-3	10-22
Totals:		13-17	9-15	4-8	10-18	9-22	5-12	5-12	5-11	5-13	12-65	77-193
		76.5	60.0	50.0	55.6	40.9	41.7	41.7	45.5	38.5	18.5	39.9

2016 THIRD-DOWN & DRIVE EFFICIENCY



EAGLES GAME-BY-GAME DRIVES															
Date	Opponent	Quarterback	Drives	Drives Ended By...									Points Yielded	Points Per Drive	Drive Efficiency
				TD	FG	MFG	Punt	Down	INT	FUM	Safety	Clock			
9/11	Cle	Wentz	12	3	2	1	6	0	0	0	0	0	27	2.25	41.7
9/19	at Chi	Wentz	12	3	3	0	5	0	0	0	0	1	29	2.42	50.0
9/25	Pit	Wentz	10	4	2	0	4	0	0	0	0	0	34	3.40	60.0
10/9	at Det	Wentz	9	2	3	0	2	0	1	1	0	0	23	2.56	55.6
10/16	at Was	Wentz	9	0	2	0	6	0	0	0	0	1	6	0.67	22.2
10/23	Min	Wentz	12	1	2	0	4	0	2	2	0	1	13	1.08	25.0
10/30	at Dal	Wentz	12	2	3	0	6	0	0	1	0	0	23	1.92	41.7
11/6	at NYG	Wentz	15	2	3	1	3	3	2	0	0	1	23	1.53	33.3
11/13	Atl	Wentz	12	2	3	2	2	1	0	1	0	1	24	2.00	41.7
11/20	at Sea	Wentz	13	2	0	0	7	2	2	0	0	0	15	0.87	15.4
11/28	GB	Wentz	7	1	2	0	2	1	1	0	0	0	13	1.86	42.9
12/4	at Cin	Wentz	11	2	0	1	3	1	3	0	0	1	14	1.27	18.2
12/11	Was	Wentz	9	1	3	0	2	1	1	1	0	0	16	1.78	44.4
12/18	at Bal	Wentz	12	2	4	0	2	2	1	0	0	1	26	2.17	50.0
12/22	NYG	Wentz	11	2	1	0	5	0	1	0	0	2	17	1.55	27.3
		Wentz/Daniel	1	0	0	0	0	1	0	0	0	0	0	0.00	0.00
Totals:		Wentz	166	29	33	5	59	11	14	6	0	9	303	1.83	37.3
		Wentz/Daniel	1	0	0	0	0	1	0	0	0	0	0	0.00	0.00
		TEAM	167	29	33	5	59	12	14	6	0	9	303	1.81	37.1

OPPONENTS GAME-BY-GAME DRIVES															
Date	Opponent	Quarterback	Drives	Drives Ended By...									Points Yielded	Points Per Drive	Drive Efficiency
				TD	FG	MFG	Punt	Down	INT	FUM	Safety	Clock			
9/11	Cle	Griffin III	13	1	1	0	5	2	1	0	1	2	10	0.77	15.4
9/19	at Chi	Cutler	9	1	0	1	4	0	1	1	0	1	7	0.77	11.1
		Hoyer	2	0	0	0	0	1	0	1	0	0	0	0.00	0.0
9/25	Pit	Roethlisberger	11	0	1	1	3	2	1	1	0	2	3	0.27	9.1
10/9	at Det	Stafford	9	3	1	0	3	0	0	1	0	1	24	2.67	44.4
10/16	at Was	Cousins	11	3	2	0	4	0	1	0	0	1	27	2.45	45.5
10/23	Min	Bradford	12	1	1	0	4	2	1	2	0	1	10	0.83	16.7
10/30	at Dal	Prescott	13	3	3	0	5	0	1	0	0	1	29	2.20	46.2
11/6	at NYG	Manning	15	4	0	0	7	1	2	0	0	1	28	1.87	26.7
11/13	Atl	Ryan	12	1	3	1	4	1	1	0	0	1	15	1.25	33.3
11/20	at Sea	Wilson	14	3	2	1	6	0	0	0	0	2	26	1.86	35.7
11/28	GB	Rodgers	8	3	2	0	1	0	0	0	0	2	27	3.38	62.5
12/4	at Cin	Dalton	11	3	4	0	1	0	0	2	0	1	32	2.90	63.6
12/11	Was	Cousins	11	4	0	1	3	0	1	0	0	2	27	2.45	36.4
12/18	at Bal	Flacco	12	3	2	0	4	0	1	1	0	1	27	2.25	41.7
12/22	NYG	Manning	12	1	4	0	3	1	3	0	0	0	19	1.58	41.7
Totals:		TEAM	183	34	26	5	57	10	14	9	1	19	311	1.70	32.8

2016 TAKEAWAY BREAKDOWN



TAKEAWAYS

Date	Opponent	Turnover	Starting L.O.S.	Point of Turnover	Resulting L.O.S	Quarter	Result (Points)
9/11	Cle	R.McLeod INT (R.Griffin III)	PHI 28	PHI 16	PHI 21	2	Field Goal (3)
9/19	at Chi	J.Hicks FR (D.Vaeao FF of J.Cutler)	PHI 43	PHI 48	PHI 47	3	Punt (0)
		N.Bradham INT (J.Cutler)	CHI 24	CHI 30	CHI 2	3	Touchdown (7)
		R.Brooks FR (B.Logan FF of J.Langford)	CHI 47	CHI 47	CHI 46	4	Touchdown (7)
9/25	Pit	B.Graham FR (F.Cox FF of B.Roethlisberger)	PHI 46	PIT 47	PIT 41	3	Touchdown (7)
		R.McLeod INT (B.Roethlisberger)	50	End Zone	PHI 20 (TB)	4	Punt (0)
10/9	at Det	N.Bradham FR (M.Stafford fumble)	DET 12	DET 7	DET 16	3	Field Goal (3)
10/16	at Was	+M.Jenkins INT (K.Cousins)	PHI 38	PHI 36	---	2	Touchdown (7)
10/23	Min	*R.McLeod INT (S.Bradford)	PHI 6	End Zone	PHI 20 (TB)	1	Fumble (0)
		*M.Jenkins FR (C.Barwin FF of S.Bradford)	PHI 17	PHI 25	PHI 39	1	Interception (0)
		B.Allen FR (R.McLeod FF of S.Bradford)	PHI 31	PHI 41	PHI 48	2	Field Goal (3)
		ST-T.Burton FR (M.Sherels fumble on PR)	PHI 9	50	MIN 49	4	Field Goal (3)
10/30	at Dal	*J.Hicks INT (D.Prescott)	PHI 7	End Zone	PHI 20 (TB)	2	Field Goal (3)
11/6	at NYG	N.Carroll INT (E.Manning)	PHI 45	PHI 40	PHI 40	4	Punt (0)
		J.Hicks INT (E.Manning)	NYG 29	NYG 37	PHI 34	4	Downs (0)
11/13	Atl	L.McKelvin INT (M.Ryan)	ATL 41	PHI 48	PHI 48	4	Clock (0)
11/20	at Sea	None					
11/28	GB	None					
12/4	at Cin	J.Watkins FR (B.Logan FF of R.Burkhead)	CIN 47	PHI 44	PHI 41	4	Interception (0)
		M.Kendricks FR (N.Bradham FF of J.Fisher)	PHI 42	PHI 30	PHI 44	4	Interception (0)
12/11	Was	+L.McKelvin INT (K.Cousins)	WAS 20	WAS 29	---	4	Touchdown (7)
12/18	at Bal	F.Cox FR (N.Bradham FF of J.Flacco)	BAL 13	BAL 6	BAL 8	2	Touchdown (8)
		*J.Hicks INT (J.Flacco)	PHI 11	PHI 6	PHI 40	4	Field Goal (3)
12/22	NYG	+M.Jenkins INT (E.Manning)	NYG 27	NYG 34	---	1	Touchdown (7)
		M.Jenkins INT (E.Manning)	NYG 37	PHI 44	PHI 44	4	Field Goal (3)
		T.Brooks INT (E.Manning)	PHI 34	PHI 5	PHI 11	4	Clock (0)

Totals: 24 takeaways resulting in 71 points

L.O.S. - Line of scrimmage, * - Red zone play, + - Touchdown return, **ST** - Special teams play, **(TB)** - Touchback

2016 GIVEAWAY BREAKDOWN



GIVEAWAYS							
Date	Opponent	Turnover	Starting L.O.S.	Point of Turnover	Resulting L.O.S	Quarter	Result (Points)
9/11	Cle	None					
9/19	at Chi	None					
9/25	Pit	None					
10/9	at Det	R.Mathews FUM (D.Slay FF, T.Walker FR)	PHI 45	PHI 41	PHI 45	4	Field Goal (3)
		C.Wentz INT (D.Slay)	PHI 25	DET 23	DET 34	4	Clock (0)
10/16	at Was	None					
10/23	Min	C.Wentz INT (A.Sendejo)	PHI 9	PHI 18	PHI 2	1	Interception (0)
		C.Wentz FUM (A.Barr FR)	PHI 39	PHI 34	PHI 17	1	Fumble (0)
		C.Wentz INT (X.Rhodes)	PHI 38	MIN 39	MIN 39	1	Punt (0)
		R.Mathews FUM (X.Rhodes FF, H.Smith FR)	MIN 47	MIN 46	MIN 44	4	Touchdown (7)
10/30	at Dal	W.Smallwood FUM (T.McClain FF, T.Crawford FR)	PHI 41	PHI 38	PHI 36	4	Field Goal (3)
11/6	at NYG	C.Wentz INT (L.Collins)	PHI 35	PHI 38	PHI 31	1	Touchdown (7)
		C.Wentz INT (A.Adams)	PHI 30	PHI 49	PHI 30	1	Touchdown (7)
11/13	Atl	C.Wentz FUM (V.Beasley FF, B.Poole FR)	ATL 43	50	ATL 48	2	Missed FG (0)
11/20	at Sea	C.Wentz INT (K.Chancellor)	50	SEA 35	SEA 40	2	Clock (0)
		C.Wentz INT (R.Sherman)	PHI 6	SEA 41	SEA 41	3	Touchdown (7)
11/28	GB	C.Wentz INT (H. Clinton-Dix)	GB 45	GB 16	GB 28	3	Field Goal (3)
12/4	at Cin	C.Wentz INT (V.Burfict)	CIN 23	CIN 20	CIN 27	3	Field Goal (3)
		C.Wentz INT (S.Williams)	CIN 46	CIN 13	CIN 14	4	Punt (0)
		C.Wentz INT (V.Burfict)	CIN 31	CIN 33	PHI 20	4	Field Goal (3)
12/11	Was	*C.Wentz INT (D.Everett)	WAS 3	End Zone	WAS 20 (TB)	1	Missed FG (0)
		*C.Wentz FUM (R.Kerrigan FF, T.Murphy FR)	WAS 14	WAS 22	WAS 34	4	Clock (0)
12/18	at Bal	C.Wentz INT (Z.Orr)	PHI 27	PHI 37	PHI 36	1	Touchdown (7)
12/22	NYG	C.Wentz INT (D.Rodgers-Cromartie)	PHI 24	NYG 38	NYG 38	2	Punt (0)
Totals: 20 giveaways resulting in 50 points L.O.S. - Line of scrimmage, * - Red zone play, + - Touchdown return, ST - Special teams play, (TB) - Touchback							

2016 PLAYS OF 20+ YARDS



WEEK 1 - EAGLES vs. BROWNS (9/11)

EAGLES: 3 pass, 0 rush

Description	Run	Pass
Carson Wentz to Nelson Agholor		35T
Carson Wentz to Jordan Matthews		28
Carson Wentz to Jordan Matthews		22
BROWNS: 2 pass, 2 rush		
Description	Run	Pass
Robert Griffin III to Corey Coleman		58
Robert Griffin III to Terrelle Pryor Sr.		44
Robert Griffin III run	20	
Isaiah Crowell run	20	

WEEK 2 - EAGLES at BEARS (9/19)

EAGLES: 2 pass, 1 rush

Description	Run	Pass
Carson Wentz to Jordan Matthews		32
Ryan Mathews run	30	
Carson Wentz to Jordan Matthews		22
BEARS: 3 pass, 0 rush		
Description	Run	Pass
Jay Cutler to Alshon Jeffery		49
Jay Cutler to Eddie Royal		31
Jay Cutler to Alshon Jeffery		22

WEEK 3 - EAGLES vs. STEELERS (9/25)

EAGLES: 4 pass, 0 rush

Description	Run	Pass
Carson Wentz to Darren Sproles		73T
Carson Wentz to Darren Sproles		40
Carson Wentz to Brent Celek		24
Carson Wentz to Brent Celek		22
STEELERS: 4 pass, 0 rush		
Description	Run	Pass
Ben Roethlisberger to Sammie Coates		41
Ben Roethlisberger to Eli Rogers		32
Ben Roethlisberger to Antonio Brown		20
Ben Roethlisberger to Antonio Brown		20

WEEK 5 - EAGLES at LIONS (10/9)

EAGLES: 4 pass, 0 rush

Description	Run	Pass
Carson Wentz to Jordan Matthews		27
Carson Wentz to Dorial Green-Beckham		26
Carson Wentz to Zach Ertz		21
Carson Wentz to Jordan Matthews		20
LIONS: 2 pass, 0 rush		
Description	Run	Pass
Matthew Stafford to Golden Tate		33
Matthew Stafford to Anquan Boldin		20

WEEK 6 - EAGLES at REDSKINS (10/16)

EAGLES: 3 pass, 1 rush

Description	Run	Pass
Carson Wentz to Jordan Matthews		54
Carson Wentz to Dorial Green-Beckham		23
Ryan Mathews run	22	
Carson Wentz to Zach Ertz		22
REDSKINS: 5 pass, 3 rush		
Description	Run	Pass
Matt Jones run	57	
Robert Kelley run	45	
Kirk Cousins to Vernon Davis		37
Kirk Cousins to DeSean Jackson		35
Matt Jones run	22	
Kirk Cousins to Pierre Garcon		22
Kirk Cousins to Jamison Crowder		21
Kirk Cousins to Pierre Garcon		20

WEEK 7 - EAGLES vs. VIKINGS (10/23)

EAGLES: 1 pass, 1 rush

Description	Run	Pass
Carson Wentz to Ryan Mathews		27
Ryan Mathews run	20	
VIKINGS: 3 pass, 1 rush		
Description	Run	Pass
Matt Asiata run	29	
Sam Bradford to Adam Thielen		27
Sam Bradford to Adam Thielen		25
Sam Bradford to Kyle Rudolph		22

WEEK 8 - EAGLES at COWBOYS (10/30)

EAGLES: 0 pass, 0 rush

Description	Run	Pass
COWBOYS: 5 pass, 1 rush		
Description	Run	Pass
Dak Prescott to Dez Bryant		53
Chris Jones run	30	
Dak Prescott to Cole Beasley		24
Dak Prescott to Dez Bryant		23
Dak Prescott to Dez Bryant		22T
Dak Prescott to Ezekiel Elliott		20

2016 PLAYS OF 20+ YARDS



WEEK 9 - EAGLES at GIANTS (11/6)

EAGLES: 7 pass, 0 rush

Description	Run	Pass
Carson Wentz to Bryce Treggs		58
Carson Wentz to Jordan Matthews		33
Carson Wentz to Trey Burton		32
Carson Wentz to Zach Ertz		30
Carson Wentz to Jordan Matthews		25
Carson Wentz to Nelson Agholor		23
Carson Wentz to Zach Ertz		20

GIANTS: 5 pass, 0 rush

Description	Run	Pass
Eli Manning to Victor Cruz		46
Eli Manning to Sterling Shepard		32T
Eli Manning to Roger Lewis		30T
Eli Manning to Sterling Shepard		30
Eli Manning to Odell Beckham Jr.		26T

WEEK 10 - EAGLES vs. FALCONS (11/13)

EAGLES: 3 pass, 2 rush

Description	Run	Pass
Ryan Mathews run	21	
Carson Wentz to Ryan Mathews		20
Carson Wentz to Jordan Matthews		20
Carson Wentz to Jordan Matthews		20
Ryan Mathews run	20	

FALCONS: 4 pass, 0 rush

Description	Run	Pass
Matt Ryan to Taylor Gabriel		76T
Matt Ryan to Julio Jones		29
Matt Ryan to Julio Jones		28
Matt Ryan to Julio Jones		20

WEEK 11 - EAGLES at SEAHAWKS (11/20)

EAGLES: 2 pass, 0 rush

Description	Run	Pass
Carson Wentz to Jordan Matthews		26
Carson Wentz to Dorial Green-Beckham		21

SEAHAWKS: 5 pass, 1 rush

Description	Run	Pass
C.J. Prosise run	72T	
Russell Wilson to Doug Baldwin		44
Russell Wilson to Jimmy Graham		35T
Russell Wilson to Doug Baldwin		34
Russell Wilson to Tyler Lockett		30
Russell Wilson to Thomas Rawls		20

WEEK 12 - EAGLES vs. PACKERS (11/28)

EAGLES: 3 pass, 0 rush

Description	Run	Pass
Carson Wentz to Dorial Green-Beckham		24
Carson Wentz to Dorial Green-Beckham		24
Carson Wentz to Jordan Matthews		20

PACKERS: 5 pass, 0 rush

Description	Run	Pass
Aaron Rodgers to Davante Adams		50
Aaron Rodgers to Davante Adams		23
Aaron Rodgers to Jordy Nelson		22
Aaron Rodgers to Jordy Nelson		21
Aaron Rodgers to Davante Adams		20T

WEEK 13 - EAGLES at BENGALS (12/4)

EAGLES: 2 pass, 0 rush

Description	Run	Pass
Carson Wentz to Paul Turner		41
Carson Wentz to Zach Ertz		20

BENGALS: 6 pass, 1 rush

Description	Run	Pass
Andy Dalton to Cody Core		50
Andy Dalton to Brandon LaFell		44
Andy Dalton to Tyler Boyd		36
Andy Dalton to Tyler Boyd		29
Andy Dalton to Brandon LaFell		23
Andy Dalton to Rex Burkhead		21
Jeremy Hill run	20	

WEEK 14 - EAGLES vs. REDSKINS (12/11)

EAGLES: 1 pass, 1 rush

Description	Run	Pass
Carson Wentz to Zach Ertz		29
Ryan Mathews run	21	

REDSKINS: 3 pass, 2 rush

Description	Run	Pass
Kirk Cousins to DeSean Jackson		80T
Kirk Cousins to Jamison Crowder		33
Chris Thompson run	25T	
Robert Kelley run	22T	
Kirk Cousins to DeSean Jackson		21

WEEK 15 - EAGLES at RAVENS (12/18)

EAGLES: 2 pass, 0 rush

Description	Run	Pass
Carson Wentz to Zach Ertz		24
Carson Wentz to Zach Ertz		24

RAVENS: 2 pass, 2 rush

Description	Run	Pass
Joe Flacco to Mike Wallace		54
Terrance West run	41	
Michael Campanaro run	39	
Joe Flacco to Steve Smith		34T

2016 PLAYS OF 20+ YARDS



WEEK 16 - EAGLES vs. GIANTS (12/22)

EAGLES: 1 pass, 1 rush

<u>Description</u>	<u>Run</u>	<u>Pass</u>
Carson Wentz to Nelson Agholor		40T
Darren Sproles run	25T	

GIANTS: 4 pass, 1 rush

<u>Description</u>	<u>Run</u>	<u>Pass</u>
Eli Manning to Odell Beckham Jr.		33
Eli Manning to Odell Beckham Jr.		30
Eli Manning to Victor Cruz		29
Eli Manning to Odell Beckham Jr.		27
Paul Perkins run	20	

THE LAST TIME ...



TEAM

Won in Overtime

Eagles: 11/8/15 - at Dal., 33-27
Opponent: 10/30/16 - at Dal., 23-29

Won by Scoring in Last Two Minutes of Regulation

Eagles: 9/15/14 - at Ind., 30-27 (last score at 0:00)
Opponent: 12/11/16 - vs. Was., 22-27 (last score at 1:53)

Tied Game by Scoring in the Last Two Minutes

Eagles: 9/15/13 - loss vs. SD (tied game at 1:51)
Opponent: 11/8/15 - win at Dal., 33-27 ot (tied game at 0:02)

Won in Prime Time

Eagles: 9/19/16 - at Chi., 29-14
Opponent: 11/28/16 - vs. GB, 13-27

Shutout

Eagles: 10/12/14 - vs. NYG, 27-0
Opponent: 1/3/10 - at Dal., 0-24

Won by 20-or-more Points

Eagles: 9/25/16 - vs. Pit., 34-3
Opponent: 12/20/15 - vs. Ari., 17-40

Won After Trailing by 20-or-More Points

Eagles: 12/19/10 - at NYG, 38-31 (NYG ahead 31-10 in 4th quarter)
Opponent: 10/2/11 - vs. SF, 23-24 (PHI ahead 23-3 in 3rd quarter)

Held a 28-or-More Point Lead

Eagles: 9/25/16 - win vs. Pit., 34-3
Opponent: 12/4/16 - loss at Cin., 14-32

Held a 21-or-More Point Lead

Eagles: 9/25/16 - win vs. Pit., 34-3
Opponent: 12/4/16 - loss at Cin., 14-32

Held a 17-or-More Point Lead

Eagles: 10/23/16 - win vs. Min., 21-3
Opponent: 12/4/16 - loss at Cin., 14-32

Scored 20-or-More Points in a Quarter

Eagles: 9/25/16 - win vs. Pit., 34-3 (21, 3rd Q)
Opponent: 11/22/15 - loss vs. TB, 45-17 (21, 2nd Q)

Scored 20-or-More Points in a Half

Eagles: 12/22/16 - win vs. NYG, 24-19 (21, 1st half)
Opponent: 12/18/16 - loss at Bal., 26-27 (20, 1st half)

Held Opponent without a Touchdown

Eagles: 9/25/16 - win vs. Pit., 34-3
Opponent: 10/20/13 - loss vs. Dal., 17-3

Touchdowns Scored by Offense and Defense

Eagles: 12/22/16 - win vs. NYG, 24-19 (2 offense, 1 defense)
Opponent: 12/26/15 - loss vs. Was., 38-24 (4 offense, 1 defense)

Touchdowns by Offense, Defense and Special Teams

Eagles: 12/6/15 - win at NE, 35-28 (2 offense, 1 defense, 2 ST)
Opponent: 11/16/14 - loss at GB, 53-20 (4 offense, 2 defense, 1 ST)

TEAM - Cont.

No Turnovers

Eagles: 10/16/16 - loss at Was., 20-27
Opponent: 11/28/16 - loss vs. GB, 13-27

Touchdown Scored on First Drive

Eagles: 12/22/16 - win vs. NYG, 24-19
Opponent: 12/18/16 - loss at Bal, 26-27

Successful Two-Point Conversion

Eagles: 12/18/16 - R.Mathews run at Bal.
Opponent: 12/26/15 - J.Crowder pass from K.Cousins vs. Was.

Failed Two-Point Conversion Attempt

Eagles: 12/18/16 - Pass failed from C.Wentz to J.Mathews at Bal.
Opponent: 12/11/16 - Pass failed from K.Cousins to J.Reed vs. Was.

TOTAL OFFENSE

500-or-More Total Net Yards of Offense

Eagles: 10/11/15 - vs. NO (519; 186 rushing, 333 passing)
Opponent: 1/3/16 - at NYG (502; 208 rushing, 294 passing)

400-or-More Total Net Yards of Offense

Eagles: 11/13/16 - vs. Atl. (429; 208 rushing, 221 passing)
Opponent: 12/22/16 - vs. NYG (470; 114 rushing, 356 passing)

RUSHING

300-or More Net Yards Rushing by Team

Eagles: 9/3/00 - at Dal. (306)
Opponent: 9/25/60 - vs. Cle. (329)

200-or-More Net Yards Rushing by Team

Eagles: 11/13/16 - vs. Atl. (208)
Opponent: 10/16/16 - at Was. (230)

Individual 200-Yard Rushing Game

Eagles: 12/8/13 - LeSean McCoy (29-217-2TDs) vs. Det.
Opponent: 11/22/15 - Doug Martin (27-235-0TDs) vs. TB

Individual 150-Yard Rushing Game

Eagles: 11/27/14 - LeSean McCoy (25-159-1TD) at Dal.
Opponent: 1/3/16 - Rashad Jennings (27-170-1TD) at NYG

Individual 100-Yard Rushing Game

Eagles: 12/18/16 - Ryan Mathews (20-128-1TD) at Bal.
Opponent: 10/16/16 - Matt Jones (16-135-1TD) at Was.

Two 100-Yard Rushers in the Same Game

Eagles: 12/22/13 - L.McCoy (18-133-2TDs) & B.Brown (9-115-1TD) vs. Det.
Opponent: 10/30/05 - M.Anderson (21-126-1TD) and T.Bell (14-107-2TDs) at Den.

Consecutive 100-Yard Rushing Games

Eagles: 11/23/14-11/27/14 - L.McCoy (21-130-1TD) vs. Ten. & (25-159-1TD) at Dal.
Opponent: 10/25/15-11/8/15 - J.Stewart (24-125-0TDs) at Car.; D.McFadden (27-117-0TDs) at Dal.

THE LAST TIME ...



RUSHING - Cont.

Combined 200-Yards Rushing by Two Players

Eagles: 12/22/13 - 248 by L.McCoy (18-133-2TDs) & B.Brown (9-115-1TD) vs. Det.

Opponent: 11/20/15 - 187 by D.Johnson (29-187-3TDs) & K.Williams (6-34-0TDs) vs. Ari.

Individual with 30-or-More Carries

Eagles: 9/9/13 - LeSean McCoy (31-184-1TD) at Was.

Opponent: 12/14/14 - DeMarco Murray (31-81-2TD) vs. Dal.

Individual with 25-or-More Carries

Eagles: 11/27/14 - LeSean McCoy (25-159-1TD) at Dal.

Opponent: 1/3/16 - Rashad Jennings (27-170-1TD) at NYG

Rushing Play of 80-or-More Yards

Eagles: 10/1/00 - 85t by Brian Mitchell vs. Atl.

Opponent: 11/22/15 - 84 by Doug Martin vs. TB

Rushing Play of 60-or-More Yards

Eagles: 10/25/15 - 63t by Ryan Mathews at Car.

Opponent: 11/20/16 - 72t by C.J. Prosise at Sea.

Rushing Play of 40-or-More Yards

Eagles: 1/3/16 - 54t by DeMarco Murray at NYG

Opponent: 12/18/16 - 41 by Terrance West at Bal.

Individual with Three-or-More Rushing Touchdowns

Eagles: 12/18/11 - LeSean McCoy (18-102-3TDs) vs. NYJ

Opponent: 12/20/15 - David Johnson (29-187-3TDs) vs. Ari.

Individual with Two-or-More Rushing Touchdowns

Eagles: 11/13/16 - Ryan Mathews (19-109-2TDs) vs. Atl.

Opponent: 12/20/15 - David Johnson (29-187-3TDs) vs. Ari.

PASSING

400 Net Yards Passing by Team

Eagles: 10/26/14 - at Ari. (411)

Opponent: 12/28/14 - at NYG (429)

300 Net Yards Passing by Team

Eagles: 12/4/16 - at Cin. (306)

Opponent: 12/22/16 - vs. NYG (356)

Individual with 50-or-More Pass Attempts

Eagles: 12/4/16 - Carson Wentz (60-36-308-3-1TD) at Cin.

Opponent: 12/22/16 - Eli Manning (63-38-356-3-1TD) vs. NYG

Individual with 40-or-More Pass Attempts

Eagles: 12/18/16 - Carson Wentz (42-22-170-1-0TDs) at Bal.

Opponent: 12/22/16 - Eli Manning (63-38-356-3-1TD) vs. NYG

Individual with 30-or-More Pass Completions

Eagles: 12/11/16 - Carson Wentz (46-32-314-1-1TD) vs. Was.

Opponent: 12/22/16 - Eli Manning (63-38-356-3-1TD) vs. NYG

Individual with 25-or-More Pass Completions

Eagles: 12/11/16 - Carson Wentz (46-32-314-1-1TD) vs. Was.

Opponent: 12/22/16 - Eli Manning (63-38-356-3-1TD) vs. NYG

PASSING - Cont.

Individual 300-Yard Passing Game

Eagles: 12/11/16 - Carson Wentz (46-32-314-1-1TD) vs. Was.

Opponent: 12/22/16 - Eli Manning (63-38-356-3-1TD) vs. NYG

Consecutive 300-Yard Passing Games

Eagles: 12/4/16 - 12/11/16 - Carson Wentz (60-36-308-3-1TD) at

Cin. & (46-32-314-1-1TD) vs. Was.

Opponent: 11/28/16 - 12/4/16 - Aaron Rodgers (39-30-313-0-2TDs)

vs. GB & Andy Dalton (31-23-332-0-2TDs) at Cin.

Individual with Four-or-More Touchdown Passes

Eagles: 11/3/13 - Nick Foles (28-22-406-0-7TDs) at Oak.

Opponent: 11/6/16 - Eli Manning (36-22-257-2-4TDs) at NYG

Individual with Three-or-More Touchdown Passes

Eagles: 10/4/15 - Sam Bradford (28-15-270-0-3TDs) at Was.

Opponent: 11/6/16 - Eli Manning (36-22-257-2-4TDs) at NYG

No Sacks Allowed

Eagles: 12/22/16 - vs. NYG (25 attempts - Carson Wentz/Chase Daniel)

Opponent: 12/22/16 - vs. NYG (63 attempts - Eli Manning)

RECEIVING

Individual with 10-or-more Receptions

Eagles: 12/11/16 - Zach Ertz (10-112) vs. Was.

Opponent: 12/22/16 - Odell Beckham Jr. (11-150) vs. NYG

Individual with 150-Yard Receiving Game

Eagles: 1/3/16 - Zach Ertz (9-152) at NYG

Opponent: 12/22/16 - Odell Beckham Jr. (11-150) vs. NYG

Individual with 100-Yard Receiving Game

Eagles: 12/11/16 - Zach Ertz (10-112) vs. Was.

Opponent: 12/22/16 - Odell Beckham Jr. (11-150) vs. NYG

Two 100-Yard Receivers in the Same Game

Eagles: 12/26/15 - Zach Ertz (13-122) & Jordan Matthews (6-104-1TD) vs. Was.

Opponent: 11/8/15 - Cole Beasley (9-112-2TDs) & Dez Bryant (5-104-1TD) at Dal.

Consecutive 100-Yard Receiving Games

Eagles: 12/26/15-1/3/16 - Zach Ertz (13-122) vs. Was. & (9-152) at NYG

Opponent: 11/13/16-11/28/16 - Julio Jones (10-135) vs. Atl., Doug Baldwin (4-104) at Sea., Davante Adams (5-113-2TDs)

Individual with Three-or-More TD Receptions

Eagles: 11/3/13 - Riley Cooper (5-139-3TDs) at Oak.

Opponent: 11/26/15 - Calvin Johnson (8-93-3TDs) at Det.

Individual with Two-or-More TD Receptions

Eagles: 1/3/16 - Jordan Matthews (7-54-2TDs) at NYG

Opponent: 11/28/16 - Davante Adams (5-113-2TDs) vs. GB

Pass Play of 80-or-More Yards

Eagles: 12/12/10 - 91t, Michael Vick to DeSean Jackson at Dal.

Opponent: 12/11/16 - 80t, Kirk Cousins to DeSean Jackson vs. Was.

THE LAST TIME ...



RECEIVING - Cont.

Pass Play of 60-or-More Yards

Eagles: 9/25/16 - 73t, Carson Wentz to Darren Sproles vs. Pit.
Opponent: 12/11/16 - 80t, Kirk Cousins to DeSean Jackson vs. Was.

Pass Play of 40-or-More Yards

Eagles: 12/22/16 - 40t, Carson Wentz to Nelson Agholor vs. NYG
Opponent: 12/18/16 - 54, Joe Flacco to Mike Wallace at Bal.

NOTABLE OFFENSIVE COMBINATIONS

Led Team in Rushing & Receiving Yds. in Same Game

Eagles: 12/30/12 - LeSean McCoy (10-45-0TD rushing, 5-61-0TD receiving) at NYG
Opponent: 12/8/13 - Jaiquae Bell (23-69-1TDs rushing, 4-58-0TDs receiving) vs. Det.

100-Yard Rusher & Receiver in the Same Game

Eagles: 11/27/14 - LeSean McCoy (25-159-1TD rus.) & Jeremy Maclin (8-108-0TD rec.) at Dal.
Opponent: 11/8/15 - Darren McFadden (27-117-0TDs rus.) & Cole Beasley (9-112-2TDs rec.), Dez Bryant (5-104-1TD rec.) at Dal.

100-Yard Rusher, 100-Yard Receiver & 300-Yard Passer in the Same Game

Eagles: 9/23/07 - Brian Westbrook (14-110-2TDs rush. & 5-111-1TD rec.), Kevin Curtis (11-221-3TDs rec.) & Donovan McNabb (26-21-381-0-4TDs) vs. Det.
Opponent: 12/11/05 - Tiki Barber (32-124-0TDs), Jeremy Shockey (10-107-0TDs) & Eli Manning (44-28-312-3-1TD) vs. NYG

Individual with at Least One Rushing and Receiving Touchdown in the Same Game

Eagles: 9/14/15 - DeMarco Murray (8-9-1TD rushing, 4-11-1TD receiving) at Atl.
Opponent: 10/25/15 - Mike Tolbert (3-16-1TD rushing, 1-2-1TD receiving) at Car.

Individual with at Least One Rushing Touchdown and One Touchdown Pass in the Same Game

Eagles: 11/27/14 - Mark Sanchez (29-20-217-0-1TD passing, 7-28-1TD rushing) at Dal.
Opponent: 10/30/16 - Dak Prescott (39-19-287-1-2TDs passing, 7-38-1TD rushing) at Dal.

DEFENSE

Held Opponent Under 200 Yards Total Offense

Eagles: 9/26/10 - at Jax. (191; 139 rushing, 52 passing)
Opponent: 12/7/14 - vs. Sea. (139; 57 rushing, 82 passing)

Held Opponent Under 300 Yards Total Offense

Eagles: 10/23/16 - vs. Min. (282; 93 rushing, 189 passing)
Opponent: 12/22/16 - vs. NYG (286; 118 rushing, 168 passing)

Held Opponent Under 50 Yards Rushing

Eagles: 11/13/16 - vs. Atl. (48)
Opponent: 12/26/15 - vs. Was. (45)

Held Opponent Under 75 Yards Rushing

Eagles: 11/28/16 - vs. GB (74)
Opponent: 12/4/16 - at Cin. (53)

DEFENSE - Cont.

Held Opponent Under 100 Yards Rushing

Eagles: 12/4/16 - at Cin. (80)
Opponent: 12/11/16 - vs. Was. (95)

Held Opponent Under 100 Net Yards Passing

Eagles: 12/13/12 - vs. Cin. (92)
Opponent: 12/7/14 - vs. Sea. (82)

Held Opponent Under 150 Net Yards Passing

Eagles: 12/13/12 - vs. Cin. (92)
Opponent: 10/23/16 - vs. Min. (138)

Interception Return for a Touchdown

Eagles: 12/22/16 - M.Jenkins, 34 yards (QB E.Manning) vs. NYG
Opponent: 12/20/15 - D.Bucannon, 39 yards (QB S.Bradford) vs. Ari.

Individual with Three-or-More Interceptions

Eagles: 10/16/11 - K.Coleman (3 - R.Grossman) at Was.
Opponent: 12/2/07 - L.Tatupu (3 - A.J. Feeley) vs. Sea.

Individual with Two-or-More Interceptions

Eagles: 12/22/16 - M.Jenkins (2) vs. NYG (QB E.Manning)
Opponent: 12/4/16 - V.Burfict (2) at Cin. (QB C.Wentz)

Fumble Recovered for Touchdown

Eagles: 1/3/16 - W.Thurmond recovered E.Manning fumble forced by C.Barwin and returned it 83 yards for a touchdown at NYG
Opponent: 12/26/15 - D.Hall recovered S.Bradford fumble and returned it 17 yards for a touchdown vs. Was.

Safety Scored

Eagles: 9/11/16 - R.Griffin III aborted snap. Cameron Erving credited with fumble on high snap, ball out of bounds in end zone
Opponent: 11/23/08 - S.Rocca punt blocked by J.McClain out of bounds in end zone at Bal.
1/11/09 - Intentional grounding penalty enforced on D.McNabb in end zone (NFC-D) at NYG

Seven-or-More Sacks by Team

Eagles: 11/10/14 - vs. Car. (9)
Opponent: 11/5/12 - at NO (7)

Six-or-More Sacks by Team

Eagles: 10/23/16 - vs. Min. (6)
Opponent: 11/26/15 - at Det. (6)

Five-or-More Sacks by Team

Eagles: 10/11/15 - vs. NO (5)
Opponent: 10/16/16 - at Was. (5)

Individual with Three-or More Sacks

Eagles: 10/11/15 - F.Cox (3.0 sacks of D.Brees) vs. NO
Opponent: 12/26/15 - P.Smith (3.0 sacks of S.Bradford) vs. Was.

Individual with Two-or More Sacks

Eagles: 9/25/16 - F.Cox (2.0 sacks of B.Roethlisberger) vs. Pit.
Opponent: 11/13/16 - V.Beasley (2.0 sacks of C.Wentz) vs. Atl.

THE LAST TIME ...



SPECIAL TEAMS

Kickoff Return for a Touchdown

Eagles: 10/23/16 - Josh Huff, 98 yards vs. Min.
Opponent: 12/8/13 - Jeremy Ross, 98 yards vs. Det.

Kickoff Return for a Touchdown to Start a Game

Eagles: 11/23/14 - Josh Huff, 107 yards vs. Ten.
Opponent: 10/12/03 - Randal Williams, 37 yards at Dal.

Punt Return for a Touchdown

Eagles: 12/6/15 - Darren Sproles, 83 yards at NE
Opponent: 9/19/16 - Eddie Royal, 65 yards at Chi.

Blocked Punt Recovered for Touchdown

Eagles: 12/6/15 - N.Goode returned R.Allen's blocked punt (blocked by C.Maragos) 24 yards at NE
Opponent: 9/20/15 - K.Wilber returned D.Jones' blocked punt (blocked by D.McCray) 26 yards vs. Dal.

Blocked Punt

Eagles: 12/6/15 - C.Maragos blocked R.Allen's punt at NE
Opponent: 11/15/15 - Z.Vigil blocked D.Jones' punt vs. Mia.

Blocked PAT

Eagles: 11/20/16 - B.Logan, PAT attempt by S.Hauschka at Sea.
Opponent: 12/13/09 - F.Robbins, PAT attempt by D.Akers vs. NYG

Missed (not blocked) PAT

Eagles: 9/19/16 - Caleb Sturgis at Chi.
Opponent: 12/4/16 - Mike Nugent at Cin.

Blocked Field Goal

Eagles: 9/25/16 - B.Logan, 36-yd attempt by C.Boswell vs. Pit.
Opponent: 11/6/16 - J.Pierre-Paul, 40-yd attempt by C.Sturgis at NYG

SPECIAL TEAMS - Cont.

Blocked Field Goal returned for a TD

Eagles: 10/23/05 - Matt Ware, 65-yd. return after Quintin Mikell blocked a 40-yd. att. by Nate Kaeding vs. SD
Opponent: 12/7/08 - Kevin Dockery, 71-yd. return after Justin Tuck blocked a 32-yd. att. by D.Akers at NYG

Individual with Five-or More Field Goals

Eagles: 11/23/14 - Cody Parkey (5-6) vs. Ten.
Opponent: 10/27/13 - Josh Brown (5-5) vs. NYG

Individual with Four-or More Field Goals

Eagles: 12/18/16 - Caleb Sturgis (4-4) at Bal.
Opponent: 12/22/16 - Robbie Gould (4-4) vs. NYG

Successful Onsides Kick

Eagles: 12/30/12 - A.Henery kick recovered by B.Hughes at NYG (1st Q)
Opponent: 12/6/15 - S.Gostkowski kick recovered by R.Melvin at NE (4th Q)

Failed Onsides Kick Attempt

Eagles: 12/18/16 - C.Sturgis kick recovered by A.Levine at Bal. (4th Q)
Opponent: 10/23/16 - B.Walsh kick out of bounds vs. Min. (4th Q)

Touchdown off of Fake Field Goal

Eagles: 12/24/1989 - C.Carter 22-yard pass from R.Ruzek vs. Pho.
Opponent: 12/20/1998 - Holder E.Bjornson 7-yard run at Dal.

Touchdown off of Fake Punt

Eagles: 9/29/02 - B.Dawkins 57 yard pass from B.Mitchell vs. Hou.
Opponent: N/A

ALL-TIME REGULAR SEASON SERVICE



MOST SEASONS PLAYED

Name	Seasons
1. Chuck Bednarik (1949-1962)	14
2. Brian Dawkins (1996-2008)	13
Harold Carmichael (1971-1983)	13
Frank (Bucko) Kilroy (1943-1955)	13
Vic Sears (1941-1953)	13
6. David Akers (1999-2010)	12
Jerry Sisemore (1973-1984)	12
Bobby Walston (1951-1962)	12

MOST CONSECUTIVE GAMES PLAYED

Name	Games
1. Jon Dorenbos (2006-2016)	162
Harold Carmichael (1972-1983)	162
3. Randy Logan (1973-1983)	159
4. Bobby Walston (1951-1962)	148
5. Jon Runyan (2000-2008)	144
6. Ken Clarke (1977-1987)	139
7. Herman Edwards (1977-1985)	135
8. Frank LeMaster (1974-1982)	129
9. Sheldon Brown (2002-2009)	128
10. Jerry Sisemore (1974-1982)	127

MOST REGULAR SEASON GAMES PLAYED

Name	Pos	Years	Seasons	GP
1. David Akers	K	1999-2010	12	188
2. Brian Dawkins	FS	1996-2008	13	183
3. Harold Carmichael	WR	1971-1983	13	180
4. Chuck Bednarik	C/LB	1949-1962	14	169
5. Tra Thomas	T	1998-2008	11	166
6. Jon Dorenbos	LS	2006-2016	11	162
7. Randy Logan	S	1973-1983	11	159
8. Brent Celek	TE	2007-2016	10	158
Guy Morriss	C	1973-1983	11	158
10. Jerry Sisemore	T	1973-1984	12	156
11. Trent Cole	DE/LB	2005-2014	10	155
12. Donovan McNabb	QB	1999-2009	11	148
Ken Clarke	DT	1978-1987	10	148
Bobby Walston	K/WR	1951-1962	12	148
15. Jon Runyan	T	2000-2008	9	144
16. Ron Jaworski	QB	1977-1986	10	142
17. William Thomas	LB	1991-1999	9	140
18. Andre Waters	SS	1984-1993	10	137
Wes Hopkins	FS	1983-1993	10	137
20. Herman Edwards	DB	1977-1985	9	135

MOST GAMES PLAYED BY POSITION

Quarterbacks	Pos	Years	Seasons	GP
1. Donovan McNabb	QB	1999-2009	11	148
2. Ron Jaworski	QB	1977-1986	10	142
3. Randall Cunningham	QB	1985-1995	11	122
4. Norm Snead	QB	1964-1970	7	85
5. Sonny Jurgensen	QB	1957-1963	7	83

Offensive Linemen	Pos	Years	Seasons	GP
1. Chuck Bednarik	C/LB	1949-1962	14	169
2. Tra Thomas	T	1998-2008	11	166
3. Guy Morriss	C	1973-1983	11	158
4. Jerry Sisemore	T	1973-1984	12	156
5. Jon Runyan	T	2000-2008	9	144

WRs/TEs	Pos	Years	Seasons	GP
1. Harold Carmichael	WR	1971-1983	13	180
2. Brent Celek	TE	2007-2016	10	158
3. Bobby Walston	K/WR	1951-1962	12	148
4. Pete Retzlaff	E	1956-1966	11	132
5. Charles Smith	WR	1974-1981	8	118

Running Backs	Pos	Years	Seasons	GP
1. Tom Woodeshick	B	1963-1971	9	111
2. Brian Westbrook	RB	2002-2009	8	107
3. Keith Byars	RB	1986-1992	7	105
4. Wilbert Montgomery	RB	1977-1984	8	100
5. Duce Staley	RB	1997-2003	7	98

Defensive Linemen	Pos	Years	Seasons	GP
1. Trent Cole	DE/LB	2005-2014	10	155
2. Ken Clarke	DT	1978-1987	10	148
3. Vic Sears	DT	1941-1953	12	131
4. Hollis Thomas	DT	1996-2005	10	126
5. Clyde Simmons	DE	1986-1993	8	124

Linebackers	Pos	Years	Seasons	GP
1. Chuck Bednarik	C/LB	1949-1962	14	169
2. William Thomas	LB	1991-1999	9	140
3. John Bunting	LB	1972-1982	11	132
4. Frank LeMaster	LB	1974-1982	9	129
5. Seth Joyner	LB	1986-1993	8	120

Secondary	Pos	Years	Seasons	GP
1. Brian Dawkins	FS	1996-2008	13	183
2. Randy Logan	S	1973-1983	11	159
3. Andre Waters	SS	1984-1993	10	137
Wes Hopkins	FS	1983-1993	10	137
5. Herman Edwards	DB	1977-1985	9	135
6. Nate Ramsey	DB	1963-1972	10	134
7. Sheldon Brown	CB	2002-2009	8	128
8. Quintin Mikell	S	2003-2010	8	123
9. Bobby Taylor	CB	1995-2003	9	119
10. Troy Vincent	CB	1996-2003	8	118
Brenard Wilson	S	1979-1986	8	118

Kickers	Pos	Years	Seasons	GP
1. David Akers	K	1999-2010	12	188
2. Bobby Walston	K/WR	1951-1962	12	148
3. Sam Baker	K	1964-1969	6	82
4. Tony Franklin	K	1979-1983	5	73
5. Paul McFadden	K	1984-1987	4	60

Punters	Pos	Years	Seasons	GP
1. Max Runager	P	1979-83, 1989	6	72
2. Sean Landeta	P	1999-02, 2005	5	65
3. Sav Rocca	P	2007-2010	4	64
Jeff Feagles	P	1990-1993	4	64
Tom Hutton	P	1995-1998	4	64

ALL-TIME REGULAR SEASON SCORING



ALL-TIME LEADING SCORERS

Player	Years	Games	TDs	XPM	XPA	FGM	FGA	2pt	Pts
1. David Akers	1999-2010 (12)	188	0	441	447	294	357	0	1323
2. Bobby Walston (WR/K)	1951-1962 (12)	148	46	365	383	80	157	0	881
3. Sam Baker	1964-1969 (6)	82	0	205	213	90	153	0	475
4. Harold Carmichael (WR)	1971-1983 (13)	180	79	0	0	0	0	0	474
5. Steve Van Buren (B)	1944-1951 (8)	83	77	2	2	0	0	0	464
6. Tony Franklin	1979-1983 (5)	73	0	172	182	80	128	0	412
7. Brian Westbrook (RB)	2002-2009 (8)	107	68	0	0	0	0	1	410
8. Tommy McDonald (FL)	1957-1963 (7)	88	67	0	0	0	0	0	402
9. Paul McFadden	1984-1987 (4)	60	0	117	119	91	124	0	390
10. Roger Ruzek	1989-1993 (5)	58	0	139	151	81	108	0	382
11. Pete Pihos (E)	1947-1955 (9)	107	63	0	0	0	0	0	378
12. Timmy Brown (B)	1960-1967 (8)	96	62	0	0	0	0	0	372
13. Mike Quick (WR)	1982-1990 (9)	101	61	0	0	0	0	0	366
14. Wilbert Montgomery (RB)	1977-1984 (8)	100	58	0	0	0	0	0	348
15. Alex Henery	2011-2013 (3)	48	0	116	117	74	86	0	338
16. LeSean McCoy (RB)	2009-2014 (6)	90	54	0	0	0	0	1	326
17. Tom Dempsey	1971-1974 (4)	47	0	84	90	66	108	0	282
Pete Retzlaff (E)	1956-1966 (11)	132	47	0	0	0	0	0	282
19. Cliff Patton	1946-1950 (5)	52	0	160	166	28	61	0	244
20. DeSean Jackson (WR)	2008-2013 (6)	87	39	0	0	0	0	0	234

MOST POINTS, SEASON

Player	Year	TDs	XPM	XPA	FGM	FGA	2pt	Pts
1. Cody Parkey	2014	0	54	54	32	36	0	150
2. David Akers	2008	0	45	45	33	40	0	144
3. David Akers	2010	0	47	47	32	38	0	143
4. David Akers	2009	0	43	45	32	37	0	139
5. David Akers	2002	0	43	43	30	34	0	133
6. Caleb Sturgis	2016	0	27	28	33	38	0	124
7. David Akers	2004	0	41	42	27	32	0	122
8. David Akers	2000	0	34	36	29	33	0	121
9. LeSean McCoy (RB)	2011	20	0	0	0	0	0	120
10. Alex Henery	2011	0	46	46	24	27	0	118

Led NFL

Led Conference

LONGEST FIELD GOALS

PLAYER	GAME	LG
1. Tony Franklin	11/12/79 at Cowboys	59
2. David Akers	9/14/03 vs. Patriots	57
3. Caleb Sturgis	10/30/16 at Cowboys	55
4. Cody Parkey	10/26/14 at Cardinals	54
Tom Dempsey	12/12/71 vs. StL Cardinals	54
6. Caleb Sturgis	9/19/16 at Bears	53
Caleb Sturgis	11/8/15 at Cowboys	53
David Akers	9/30/07 at Giants	53
David Akers	10/24/99 at Dolphins	53
Roger Ruzek	12/9/90 at Dolphins	53

ALL-TIME SCORING

TDs by rushing	1,013
TDs by reception	1,566
TDs by INT return	99
TDs by kickoff return	29
TDs by punt return	32
TDs by fumble return	75
TDs by blocked punt	11
FGs made	1,276

MOST TOUCHDOWNS, Career

PLAYER	TDs
1. Harold Carmichael (WR)	79
2. Steve Van Buren (B)	77
3. Brian Westbrook (RB)	68
4. Tommy McDonald (FL)	67
5. Pete Pihos (E)	63
6. Timmy Brown (B)	62
7. Mike Quick (WR)	61
8. Wilbert Montgomery (RB)	58
9. LeSean McCoy (RB)	54
10. Pete Retzlaff (E)	47

MOST FGs MADE, Career

PLAYER	FGM
1. David Akers	294
2. Paul McFadden	91
3. Sam Baker	90
4. Roger Ruzek	81
5. Tony Franklin	80
Bobby Walston (WR/K)	80
7. Alex Henery	74
8. Tom Dempsey	66
9. Caleb Sturgis	51
10. Gary Anderson	47

MOST FGAs, Career

PLAYER	FGA
1. David Akers	357
2. Bobby Walston (WR/K)	157
3. Sam Baker	153
4. Tony Franklin	128
5. Paul McFadden	124
6. Roger Ruzek	108
Tom Dempsey	108
8. Alex Henery	86
9. Cliff Patton	61
10. Caleb Sturgis	60

MOST PATs MADE, Career

PLAYER	XPM
1. David Akers	441
2. Bobby Walston (WR/K)	365
3. Sam Baker	205
4. Tony Franklin	172
5. Cliff Patton	160
6. Roger Ruzek	139
7. Paul McFadden	117
8. Alex Henery	116
9. Roy Zimmerman	89
10. Tom Dempsey	84

MOST PATs ATT., Career

PLAYER	XPA
1. David Akers	447
2. Bobby Walston (WR/K)	383
3. Sam Baker	213
4. Tony Franklin	182
5. Cliff Patton	166
6. Roger Ruzek	151
7. Paul McFadden	119
8. Alex Henery	117
9. Roy Zimmerman	98
10. Tom Dempsey	90

ALL-TIME REGULAR SEASON SCORING



TOP SINGLE-GAME SCORING PERFORMANCES

MOST POINTS, Game

<u>PLAYER</u>	<u>GAME</u>	<u>PTS</u>
1. Bobby Walston (WR/K)	10/17/1954 at Redskins	25
2. Brian Westbrook (RB)	11/27/2008 vs. Cardinals	24
Irving Fryar (WR)	10/20/1996 vs. Dolphins	24
Wilbert Montgomery (RB)	10/7/1979 vs. Redskins	24
Wilbert Montgomery (RB)	9/10/1978 at Redskins	24
Ben Hawkins (FL)	9/28/1969 vs. Steelers	24
Tommy McDonald (FL)	10/4/1959 vs. Giants	24
Clarence Peaks (B)	11/16/1958 vs. Chi. Cardinals	24

MOST TOUCHDOWNS, Game

<u>PLAYER</u>	<u>GAME</u>	<u>TDS</u>
1. Brian Westbrook (RB)	11/27/2008 vs. Cardinals	4
Irving Fryar (WR)	10/20/1996 vs. Dolphins	4
Wilbert Montgomery (RB)	10/7/1979 vs. Redskins	4
Wilbert Montgomery (RB)	9/10/1978 at Redskins	4
Ben Hawkins (FL)	9/28/1969 vs. Steelers	4
Tommy McDonald (FL)	10/4/1959 vs. Giants	4
Clarence Peaks (B)	11/16/1958 vs. Chi. Cardinals	4

MOST FIELD GOALS MADE, Game

<u>PLAYER</u>	<u>GAME</u>	<u>FGM</u>
1. Tom Dempsey	11/12/1972 at Houston Oilers	6
2. Cody Parkey	11/23/2014 vs. Titans	5
Alex Henery	10/6/2013 at Giants	5
David Akers	11/18/2001 at Cowboys	5
Gary Anderson	12/22/1996 vs. Ari. Cardinals	5
Gary Anderson	10/1/1995 at Saints	5

MOST FIELD GOALS ATTEMPTED, Game

<u>PLAYER</u>	<u>GAME</u>	<u>FGA</u>
1. Tom Dempsey	11/12/1972 at Houston Oilers	7
Sam Baker	12/5/1965 vs. Cowboys	7
3. Cody Parkey	11/23/2014 vs. Titans	6
David Akers	10/3/2004 at Bears	6
Tom Dempsey	10/7/1973 at Bills	6

MOST CONSECUTIVE FIELD GOALS MADE

<u>PLAYER (YEARS)</u>	<u>FGs</u>
1. Alex Henery (2012)	22
2. Caleb Sturgis (2016)	18
3. Cody Parkey (2014)	17
Alex Henery (2011-12) (16 in 2011, 1 in 2012)	17
David Akers (2009)	17
David Akers (2001)	17
7. David Akers (2008)	15
David Akers (2004)	15
9. David Akers (2003)	13
David Akers (1999-2000) (1 in 1999, 12 in 2000)	13

MOST TOUCHDOWNS, Season

<u>PLAYER (YEAR)</u>	<u>TDS</u>
1. LeSean McCoy (2011)	20
2. Steve Van Buren (1945)	18
3. Brian Westbrook (2008)	14
Terrell Owens (2004)	14
Wilbert Montgomery (1979)	14
Steve Van Buren (1947)	14

MOST FGs MADE, Season

<u>PLAYER (YEAR)</u>	<u>FGM</u>
1. Caleb Sturgis (2016)	33
David Akers (2008)	33
3. Cody Parkey (2014)	32
David Akers (2010)	32
David Akers (2009)	32

MOST FGA, Season

<u>PLAYER (YEAR)</u>	<u>FGA</u>
1. David Akers (2008)	40
Tom Dempsey (1973)	40
3. Caleb Sturgis (2016)	38
David Akers (2010)	38
5. David Akers (2009)	37
Paul McFadden (1984)	37

MOST PATs ATTEMPTED, Season

<u>PLAYER (YEAR)</u>	<u>XPA</u>
1. Cody Parkey (2014)	54
2. Cliff Patton (1948)	50
3. (4 times) last by David Akers (2006)	48

MOST PATs MADE, Season

<u>PLAYER (YEAR)</u>	<u>XPM</u>
1. Cody Parkey (2014)	54
2. Cliff Patton (1948)	50
3. David Akers (2006)	48
Tony Franklin (1980)	48
5. David Akers (2010)	47

MOST CONSECUTIVE GAMES WITH A TD

<u>PLAYER (YEAR)</u>	<u>GAMES</u>
1. LeSean McCoy (2011)	9
2. Steve Van Buren (1947)	8
3. (5 times) last by Ricky Watters (1995)	6

MOST CONSECUTIVE PATs MADE

<u>PLAYER (YEARS)</u>	<u>XPM</u>
1. David Akers (2004-2009)	173
2. David Akers (2001-04)	153
3. Cliff Patton (1947-49)	84

ALL-TIME REGULAR SEASON PASSING



ALL-TIME LEADING PASSERS

Player	Years	Gm	Att	Cmp	Pct	Yds	TD	INT	Lg	QB Rat	INT Pct
1. Donovan McNabb	1999-2009 (11)	148	4,746	2,801	59.0	32,873	216	100	91t	86.5	2.1
2. Ron Jaworski	1977-86 (10)	142	3,918	2,088	53.3	26,963	175	151	99t	74.0	3.9
3. Randall Cunningham	1985-95 (11)	122	3,362	1,874	55.7	22,877	150	105	95t	78.7	3.1
4. Norm Snead	1964-70 (7)	85	2,236	1,154	51.6	15,672	111	124	87t	67.7	5.5
5. Tommy Thompson	1941-50 (8)	88	1,396	723	51.8	10,240	90	100	75t	67.4	7.2
6. Michael Vick	2009-13 (5)	54	1,300	773	59.5	9,984	57	33	91t	87.7	2.5
7. Sonny Jurgensen	1957-63 (7)	83	1,107	602	54.4	9,639	76	73	84	79.1	6.6
8. Bobby Thomason	1952-57 (6)	68	1,113	556	50.0	8,124	57	80	67t	61.2	7.2
9. Norm Van Brocklin	1958-60 (3)	36	998	542	54.3	7,497	55	51	91t	75.7	5.1
10. Roman Gabriel	1973-77 (5)	53	1,185	661	55.8	7,221	47	37	80t	74.2	3.1
11. Nick Foles	2012-14 (3)	28	893	550	61.6	6,753	46	17	68t	94.2	1.9
12. Adrian Burk	1951-56 (6)	70	960	457	47.6	6,203	55	77	84t	54.4	8.0
13. Rodney Peete	1995-98 (4)	30	756	434	57.4	4,945	17	27	62	69.8	3.6
14. Ty Detmer	1996-97 (2)	21	645	372	57.7	4,478	22	19	57	78.2	2.9
15. King Hill	1961-68 (8)	71	635	325	51.2	4,308	29	51	92t	54.8	8.0
16. Sam Bradford	2015 (1)	14	532	346	65.0	3,725	19	14	78t	86.4	2.6
17. Carson Wentz	2016 (1)	15	564	352	62.4	3,537	14	14	73t	78.2	2.5
18. Roy Zimmerman	1943-46 (4)	41	435	190	43.7	3,219	30	43	75t	52.7	9.9
19. Mark Sanchez	2014-15 (2)	13	400	257	64.3	3,034	18	15	72	86.6	3.8
20. Pete Liske	1971-72 (2)	28	407	214	52.6	2,930	14	22	69t	64.8	5.4

MOST TD PASSES, Career

PLAYER	TDs
1. Donovan McNabb	216
2. Ron Jaworski	175
3. Randall Cunningham	150
4. Norm Snead	111
5. Tommy Thompson	90
6. Sonny Jurgensen	76
7. Michael Vick	57
Bobby Thomason	57
9. Norm Van Brocklin	55
Adrian Burk	55

MOST ATTEMPTS, Career

PLAYER	ATTs
1. Donovan McNabb	4,746
2. Ron Jaworski	3,918
3. Randall Cunningham	3,362
4. Norm Snead	2,236
5. Tommy Thompson	1,396
6. Michael Vick	1,300
7. Roman Gabriel	1,185
8. Bobby Thomason	1,113
9. Sonny Jurgensen	1,107
10. Norm Van Brocklin	998

MOST COMPLETIONS, Career

PLAYER	COMPs
1. Donovan McNabb	2,801
2. Ron Jaworski	2,088
3. Randall Cunningham	1,874
4. Norm Snead	1,154
5. Michael Vick	773
6. Tommy Thompson	723
7. Roman Gabriel	661
8. Sonny Jurgensen	602
9. Bobby Thomason	556
10. Nick Foles	550

BEST COMP. PCT., Career

PLAYER	COMP%
1. Sam Bradford	65.0
2. Carson Wentz	62.4
3. Nick Foles	61.6
4. Michael Vick	59.5
5. Donovan McNabb	59.0
6. Ty Detmer	57.7
7. Rodney Peete	57.4
8. Roman Gabriel	55.8
9. Randall Cunningham	55.7
10. Sonny Jurgensen	54.4

(min. 500 attempts)

BEST QB RATING, Career

PLAYER	QB RATING
1. Nick Foles	94.2
2. Michael Vick	87.7
3. Donovan McNabb	86.5
4. Sam Bradford	86.4
5. Sonny Jurgensen	79.1
6. Randall Cunningham	78.7
7. Carson Wentz	78.2
Ty Detmer	78.2
9. Norm Van Brocklin	75.7
10. Roman Gabriel	74.2

(min. 500 attempts)

MOST INTs, Career

PLAYER	INTs
1. Ron Jaworski	151
2. Norm Snead	124
3. Randall Cunningham	105
4. Donovan McNabb	100
Tommy Thompson	100
6. Bobby Thomason	80
7. Adrian Burk	77
8. Sonny Jurgensen	73
9. King Hill	51
Norm Van Brocklin	51

ALL-TIME REGULAR SEASON PASSING



MOST PASSING YARDS, SEASON

Player	Year	Att	Cmp	Pct	Yds	TD	INT	Lg	QB Rat	INT Pct
1. Donovan McNabb	2008	571	345	60.4	3,916	23	11	90t	86.4	1.9
2. Donovan McNabb	2004	469	300	64.0	3,875	31	8	80	104.7	1.7
3. Randall Cunningham	1988	560	301	53.8	3,808	24	16	80t	77.6	2.9
4. Sam Bradford	2015	532	346	65.0	3,725	19	14	78t	86.4	2.6
5. Sonny Jurgensen	1961	416	235	56.5	3,723	32	24	69	88.1	5.8
6. Donovan McNabb	2009	443	267	60.3	3,553	22	10	60t	92.9	2.3
7. Carson Wentz (rookie)	2016	564	352	62.4	3,537	14	14	73t	78.2	2.5
8. Ron Jaworski	1980	451	257	57.0	3,529	27	12	56t	91.0	2.7
9. Randall Cunningham	1990	465	271	58.3	3,466	30	13	95t	91.6	2.8
10. Ron Jaworski	1985	484	255	52.7	3,450	17	20	99t	70.2	4.1

Led NFL

Led Conference

MOST ATTEMPTS, Season

PLAYER (YEAR)	ATT
1. Donovan McNabb (2008)	571
2. Donovan McNabb (2000)	569
3. Carson Wentz (2016)	564
4. Randall Cunningham (1988)	560
5. Sam Bradford (2015)	532
Randall Cunningham (1989)	532

MOST COMPLETIONS, Season

PLAYER (YEAR)	COMP
1. Carson Wentz (2016)	352
2. Sam Bradford (2015)	346
3. Donovan McNabb (2008)	345
4. Donovan McNabb (2000)	330
5. Randall Cunningham (1988)	301

MOST TD PASSES, Season

PLAYER (YEAR)	TDs
1. Sonny Jurgensen (1961)	32
2. Donovan McNabb (2004)	31
3. Randall Cunningham (1990)	30
4. Norm Snead (1967)	29
5. Nick Foles (2013)	27
Ron Jaworski (1980)	27

BEST COMPLETION PERCENTAGE, Season

PLAYER (YEAR)	COMP%
1. Sam Bradford (2015)	65.03
2. Mark Sanchez (2014)	64.08
3. Nick Foles (2013)	64.04
4. Donovan McNabb (2004)	63.97
5. Michael Vick (2010)	62.63

(min. 250 attempts)

BEST QB RATING, Season

PLAYER (YEAR)	QB RATING
1. Nick Foles (2013)	119.2
2. Donovan McNabb (2004)	104.7
3. Michael Vick (2010)	100.2
4. Donovan McNabb (2006)	95.5
5. Donovan McNabb (2009)	92.9

(min. 250 attempts)

FEWEST INTERCEPTIONS, Season

PLAYER (YEAR)	INTs
1. Nick Foles (2013, 317)	2
2. Nick Foles (2012, 265)	5
Bubby Brister (1993, 309)	5
4. Michael Vick (2010, 372)	6
Donovan McNabb (2002, 361)	6
Donovan McNabb (2006, 316)	6

(min. 250 attempts)

LOWEST INT PERCENTAGE, Season

PLAYER (YEAR)	PCT
1. Nick Foles (2013, 2-317)	0.6
2. Donovan McNabb (2007, 7-473)	1.5
3. Michael Vick (2010, 6-372)	1.6
4. Bubby Brister (1993, 5-309)	1.6
5. Donovan McNabb (2002, 6-361)	1.7

(min. 250 attempts)

MOST INTERCEPTIONS, Season

PLAYER (YEAR)	INTs
1. Sonny Jurgensen (1962)	26
2. Norm Snead (1967)	24
Sonny Jurgensen (1961)	24
4. Norm Snead (1969)	23
Adrian Burk (1951)	23

ALL-TIME REGULAR SEASON PASSING



TOP SINGLE-GAME PASSING PERFORMANCES

MOST YARDS, Game

PLAYER	GAME	YARDS
1. Donovan McNabb	12/5/2004 vs. Packers	464
2. Donovan McNabb	11/15/2009 at Chargers	450
3. Randall Cunningham	9/17/1989 vs. at Redskins	447
4. Bobby Thomason	11/8/1953 vs. Giants	437
5. Sonny Jurgensen	10/29/1961 at Redskins	436
6. Nick Foles	12/15/2013 at Vikings	428
Michael Vick	9/15/2013 vs. Chargers	428
8. Sonny Jurgensen	12/16/1962 at StL Cardinals	419
9. Michael Vick	10/2/2011 vs. 49ers	416
10. Nick Foles	10/26/2014 at Cardinals	411

MOST TD PASSES, Game

PLAYER	GAME	TDs
1. Nick Foles	11/3/2013 at Raiders	*7
Adrian Burk	10/17/1954 at Redskins	*7
3. Donovan McNabb	9/18/2005 vs. 49ers	5
Donovan McNabb	12/5/2004 vs. Packers	5
Randall Cunningham	9/17/1989 vs. at Redskins	5
Norm Snead	9/28/1969 vs. Steelers	5
Sonny Jurgensen	12/16/1962 at StL Cardinals	5
Sonny Jurgensen	11/26/1961 vs. Cowboys	5
Adrian Burk	11/28/1954 vs. Redskins	5

* NFL Record

MOST ATTEMPTS, Game

PLAYER	GAME	ATT
1. Nick Foles	10/26/2014 at Cardinals	62
Randall Cunningham	10/2/1989 at Bears	62
3. Carson Wentz	12/4/2016 at Bengals	60
Davey O'Brien	12/1/1940 at Redskins	60
5. Donovan McNabb	11/16/2008 at Bengals	58

MOST COMPLETIONS, Game

PLAYER	GAME	COMP
1. Sam Bradford	12/26/2015 vs Redskins	37
Mark Sanchez	12/20/2014 at Redskins	37
3. Carson Wentz	12/4/2016 at Bengals	36
Sam Bradford	9/14/2015 at Falcons	36
Nick Foles	10/26/2014 at Cardinals	36

BEST COMPLETION PERCENTAGE, Game

PLAYER	GAME	COMP-ATT	PCT
1. Nick Foles	12/22/2013 vs. Bears	21-25	84.0
2. Rodney Peete	9/15/1996 vs. Lions	25-30	83.3
3. Jeff Garcia	11/26/2006 at Colts	19-23	82.6
4. Donovan McNabb	9/23/2007 vs. Lions	21-26	80.8
5. Donovan McNabb	11/16/2003 vs. Giants	24-30	80.0
Donovan McNabb	11/17/2002 vs. Cardinals	20-25	80.0

MOST INTERCEPTIONS, Game

PLAYER	GAME	INTs
1. Pete Liske	9/26/1971 vs. Cowboys	6
Bobby Thomason	10/21/1956 vs. Chi. Cardinals	6

LONGEST PASSING PLAYS

PLAYER (GAME)	YARDS
1. Ron Jaworski to Mike Quick (11/10/1985 vs. Falcons)	99t*
2. Randall Cunningham to Fred Barnett (12/2/1990 at Bills)	95t
3. Randall Cunningham to Herschel Walker (9/4/1994 at Giants) . . .	93
4. King Hill to Ben Hawkins (9/22/1968 vs. Giants)	92t
5. Michael Vick to DeSean Jackson (12/12/2010 at Cowboys)	91t
Donovan McNabb to Terrell Owens (10/30/2005 at Broncos)	91t
Norm Van Brocklin to T. McDonald (10/5/1958 vs. Giants)	91t
8. Donovan McNabb to Hank Baskett (9/7/2008 vs. Rams)	90t
Ron Jaworski to Mike Quick (10/28/1984 vs. StL Cardinals)	90t
10. A.J. Feeley to Hank Baskett (12/31/2006 vs. Falcons)	89t

* NFL Record

MOST CONSECUTIVE COMPLETIONS

PLAYER	GAME(S)	COMP
1. Donovan McNabb	last 10, 11/28/2004 at NYG & first 14, 12/5/2004 vs. Packers	24
2. Donovan McNabb	9/23/2007 vs. Lions	18
3. Donovan McNabb	9/21/2008 vs. Steelers	**15
4. Donovan McNabb	10/23/2005 vs. Chargers	14
5. Donovan McNabb	11/2/2008 at Seahawks	13
	last 12, 11/16/2003 vs. Giants & first 1, 11/23/2003 vs. Saints	13
Bobby Hoying	11/16/1997 at Ravens	13

*Most consecutive pass completions to start a game

ALL-TIME REGULAR SEASON RUSHING



ALL-TIME LEADING RUSHERS

PLAYER	YEARS	GM	ATT	YARDS	AVG	LG	TDs
1. LeSean McCoy	2009-2014 (6)	90	1,461	6,792	4.6	66t	44
2. Wilbert Montgomery	1977-1984 (8)	100	1,465	6,538	4.5	90t	45
3. Brian Westbrook	2002-2009 (8)	107	1,308	5,995	4.6	71t	37
4. Steve Van Buren	1944-1951 (8)	83	1,320	5,860	4.4	70t	69
5. Duce Staley	1997-2003 (7)	98	1,200	4,807	4.0	64t	22
6. Randall Cunningham (QB)	1985-1995 (11)	122	677	4,482	6.6	52t	32
7. Ricky Watters	1995-1997 (3)	48	975	3,794	3.9	57	31
8. Timmy Brown	1960-1967 (8)	96	850	3,703	4.4	61t	29
9. Tom Woodeshick	1963-1971 (9)	111	831	3,563	4.3	57t	21
10. Donovan McNabb (QB)	1999-2009 (11)	148	573	3,249	5.7	54	28
11. Tom Sullivan	1972-1977 (6)	80	871	3,135	3.6	37	17
12. Clarence Peaks	1957-1963 (7)	83	786	2,927	3.7	57	19
13. Keith Byars	1986-1992 (7)	105	750	2,672	3.6	52	17
14. Billy Barnes	1957-1961 (5)	60	689	2,391	3.5	70t	20
15. Herschel Walker	1992-1994 (3)	48	554	2,344	4.2	91t	14
16. Anthony Toney (FB)	1986-1990 (5)	67	639	2,294	3.6	44	14
17. Charlie Garner	1994-1998 (5)	66	495	2,261	4.6	55t	17
18. Correll Buckhalter	2001-2008 (8)	74	476	2,155	4.5	64t	18
19. Heath Sherman	1989-1993 (5)	76	537	2,130	4.0	37	10
20. Michael Vick	2009-2013 (5)	54	298	1,998	6.7	61	15

MOST RUSHING YARDS, SEASON

PLAYER	YEAR	ATT	YARDS	AVG	LG	TDs
1. LeSean McCoy	2013	314	1,607	5.1	57t	9
2. Wilbert Montgomery	1979	338	1,512	4.5	62t	9
3. Ricky Watters	1996	353	1,411	4.0	56t	13
4. Wilbert Montgomery	1981	286	1,402	4.9	41	8
5. Brian Westbrook	2007	278	1,333	4.8	36	7
6. LeSean McCoy	2014	312	1,319	4.2	53	5
7. LeSean McCoy	2011	273	1,309	4.8	60	17
8. Duce Staley	1999	325	1,273	3.9	29	4
Ricky Watters	1995	337	1,273	3.8	57	11
10. Wilbert Montgomery	1978	259	1,220	4.7	47	9
11. Brian Westbrook	2006	240	1,217	5.1	71t	7
12. Steve Van Buren	1949	263	1,146	4.4	41	11
13. Ricky Watters	1997	285	1,110	3.9	28	7
14. LeSean McCoy	2010	207	1,080	5.2	62	7
15. Herschel Walker	1992	267	1,070	4.0	38	8
16. Duce Staley	1998	258	1,065	4.1	64t	5
17. Duce Staley	2002	269	1,029	3.8	57	5
18. Earnest Jackson	1985	282	1,028	3.6	59	5
19. Steve Van Buren	1947	217	1,008	4.6	45	13

Led NFL

Led Conference

MOST ATTEMPTS, Career

PLAYER	ATT
1. Wilbert Montgomery	1,465
2. LeSean McCoy	1,461
3. Steve Van Buren	1,320
4. Brian Westbrook	1,308
5. Duce Staley	1,200
6. Ricky Watters	975
7. Tom Sullivan	871
8. Timmy Brown	850
9. Tom Woodeshick	831
10. Clarence Peaks	786

MOST TOUCHDOWNS, Career

PLAYER	TDs
1. Steve Van Buren	69
2. Wilbert Montgomery	45
3. LeSean McCoy	44
4. Brian Westbrook	37
5. Randall Cunningham (QB)	32
6. Ricky Watters	31
7. Timmy Brown	29
8. Donovan McNabb (QB)	28
9. Duce Staley	22
10. Tom Woodeshick	21

BEST RUSHING AVG, Career

PLAYER	AVG
1. Randall Cunningham (QB)	6.62
2. Donovan McNabb (QB)	5.67
3. LeSean McCoy	4.65
4. Brian Westbrook	4.58
5. Charlie Garner	4.57
6. Correll Buckhalter	4.53
7. Wilbert Montgomery	4.46
8. Steve Van Buren	4.44
9. Timmy Brown	4.36
10. Tom Woodeshick	4.29

(min. 400 attempts)

LONGEST RUSHING PLAYS

PLAYER (GAME)	YARDS
1. Herschel Walker (11/27/94 at Falcons)	91t
2. Wilbert Montgomery (12/19/82 vs. Oilers)	90t
3. Brian Mitchell (10/1/00 vs. Falcons)	85t
4. Swede Hanson (9/16/34 at Packers)	81t
5. Leroy Harris (11/25/79 at Packers)	80
6. Bosh Pritchard (10/23/49 vs. Redskins)	77t
7. Herman Hunter (11/24/85 at Cowboys)	74t
8. Wilbert Montgomery (9/14/80 at Vikings)	72t
9. Brian Westbrook (9/24/06 at 49ers)	71t
John Brewer (10/4/52 vs. Giants)	71t

ALL-TIME REGULAR SEASON RUSHING



TOP SINGLE-GAME RUSHING PERFORMANCES

MOST YARDS, Game

<u>PLAYER</u>	<u>GAME</u>	<u>YARDS</u>
1. LeSean McCoy	12/8/2013 vs. Lions	217
2. Steve Van Buren	11/27/1949 vs. Steelers	205
3. Duce Staley	9/3/2000 at Cowboys	201
4. Wilbert Montgomery	11/4/1979 vs. Browns	197
5. Steve Van Buren	12/18/1949 at Rams	196
6. Wilbert Montgomery	1/11/1981 vs. Cowboys	194
7. Swede Hanson	11/6/1934 vs. Cin. Reds	190
8. Timmy Brown	11/7/1965 at Browns	186
9. LeSean McCoy	10/30/2011 vs. Cowboys	185
10. LeSean McCoy	9/9/2013 at Redskins	184

MOST ATTEMPTS, Game

<u>PLAYER</u>	<u>GAME</u>	<u>ATT</u>
1. Heath Sherman	10/6/1991 at Buccaneers	35
Heath Sherman	11/12/1990 vs. Redskins	35
Steve Van Buren	11/20/1949 vs. NY Bulldogs	35
4. Earnest Jackson	11/17/1985 at StL Cardinals	34
5. Brian Westbrook	12/7/2008 at Giants	33
Ricky Watters	12/10/1995 vs. Cowboys	33
Steve Van Buren	10/3/1949 at Lions	33

MOST TOUCHDOWNS, Game

<u>PLAYER</u>	<u>GAME</u>	<u>TDs</u>
1. LeSean McCoy	12/18/2011 vs. Jets	3
LeSean McCoy	9/19/2010 at Lions	3
Charlie Garner	10/8/1995 vs. Redskins	3
Wilbert Montgomery	12/19/1982 vs. Houston Oilers	3
Wilbert Montgomery	10/7/1979 vs. Redskins	3
Wilbert Montgomery	9/10/1978 at Redskins	3
Tom Sullivan	10/13/1974 vs. Giants	3
Clarence Peaks	11/16/1958 vs. Chi. Cardinals	3
Steve Van Buren	10/17/1948 at Redskins	3
Steve Van Buren	12/14/1947 vs. Packers	3
Steve Van Buren	12/9/1945 vs. Boston Yanks	3

MOST ATTEMPTS, Season

<u>PLAYER (YEAR)</u>	<u>ATT</u>
1. Ricky Watters (1996)	353
2. Wilbert Montgomery (1979)	338
3. Ricky Watters (1995)	337
4. Duce Staley (1999)	325
5. LeSean McCoy (2013)	314

MOST TOUCHDOWNS, Season

<u>PLAYER (YEAR)</u>	<u>TDs</u>
1. LeSean McCoy (2011)	17
2. Steve Van Buren (1945)	15
3. Ricky Watters (1996)	13
Steve Van Buren (1947)	13
5. (three times) last by Ricky Watters (1995)	11

CONSECUTIVE GAMES WITH RUSHING TD

<u>PLAYER (YEAR)</u>	<u>TDs</u>
1. Steve Van Buren (1947)	8
2. Ricky Watters (1995)	6
3. Steve Van Buren (1948)	5
LeSean McCoy (2011)	5
5. (many times) last by Michael Vick (2010)	4

MOST 100-YARD GAMES, Season

<u>PLAYER (YEAR)</u>	<u>GAMES</u>
1. Wilbert Montgomery (1981)	8
2. LeSean McCoy (2013)	7
Wilbert Montgomery (1979)	7
4. LeSean McCoy (2011)	6
Brian Westbrook (2007)	6
Brian Westbrook (2006)	6
Ricky Watters (1996)	6
Wilbert Montgomery (1978)	6
(regular season only)	

CONSECUTIVE 100-YARD RUSHING GAMES

<u>PLAYER (YEAR)</u>	<u>GAMES</u>
1. Steve Van Buren (1948)	4
2. Brian Westbrook (2006)	3
Wilbert Montgomery (1981)	3
Wilbert Montgomery (1979)	3
Wilbert Montgomery (1978)	3

ALL-TIME REGULAR SEASON RECEIVING



ALL-TIME LEADING RECEIVERS

PLAYER	YEARS	GM	REC	YARDS	AVG	LG	TDs
1. Harold Carmichael	1971-1983 (13)	180	589	8,978	15.2	85t	79
2. Pete Retzlaff (TE)	1956-1966 (11)	132	452	7,412	16.4	84	47
3. Brian Westbrook (RB)	2002-2009 (8)	107	426	3,790	8.9	62	29
4. Brent Celek (TE)	2007-2016 (10)	158	384	4,859	12.7	73	30
5. Pete Pihos (E)	1947-1955 (9)	107	373	5,619	15.1	66t	61
6. Keith Byars (RB)	1986-1992 (7)	105	371	3,532	9.5	60	13
7. Mike Quick	1982-1990 (9)	101	363	6,464	17.8	99t	61
8. DeSean Jackson	2008-2013 (6)	87	356	6,117	17.2	91t	32
9. Jeremy Maclin	2009-2014 (6)	75	343	4,771	13.9	83t	36
10. Bobby Walston (WR/K)	1951-1962 (12)	148	311	5,363	17.2	75t	46
11. Fred Barnett	1990-1995 (6)	81	308	4,634	15.0	95t	28
12. LeSean McCoy (RB)	2009-2014 (6)	90	300	2,282	7.6	70	10
13. Jason Avant	2006-2013 (8)	116	297	3,646	12.3	58	12
14. Calvin Williams	1990-1996 (7)	93	295	3,840	13.0	80t	34
15. Tommy McDonald (FL)	1957-1963 (7)	88	287	5,499	19.2	91t	66
16. Duce Staley (RB)	1997-2003 (7)	98	275	2,498	9.1	52t	10
17. Wilbert Montgomery (RB)	1977-1984 (8)	100	266	2,447	9.2	53t	12
18. Ben Hawkins (FL)	1966-1973 (8)	102	261	4,764	18.3	92t	32
19. John Spagnola (TE)	1979-1987 (8)	111	256	2,833	11.1	57	14
20. Keith Jackson (TE)	1988-1991 (4)	60	242	2,756	11.4	73t	20

MOST RECEIVING YARDS, Career

PLAYER	YARDS
1. Harold Carmichael	8,978
2. Pete Retzlaff (E)	7,412
3. Mike Quick	6,464
4. DeSean Jackson	6,117
5. Pete Pihos (E)	5,619
6. Tommy McDonald (FL)	5,499
7. Bobby Walston (WR/K)	5,363
8. Brent Celek	4,859
9. Jeremy Maclin	4,771
10. Ben Hawkins (FL)	4,764
11. Fred Barnett	4,634
12. Calvin Williams	3,840
13. Brian Westbrook	3,790
14. Jason Avant	3,646
15. Keith Byars	3,532
16. Harold Jackson	3,493
17. Charlie Smith	3,349
18. Timmy Brown	3,346
19. Irving Fryar	3,067
20. Jack Ferrante	2,884

MOST TOUCHDOWNS, Career

PLAYER	TDs
1. Harold Carmichael	79
2. Tommy McDonald (FL)	66
3. Mike Quick	61
Pete Pihos (E)	61
5. Pete Retzlaff (E)	47
6. Bobby Walston (WR/K)	46
7. Jeremy Maclin	36
8. Calvin Williams	34
9. DeSean Jackson	32
Ben Hawkins (FL)	32

MOST RECEIVING YARDS, Season

PLAYER (YEAR)	YARDS
1. Mike Quick (1983)	1,409
2. DeSean Jackson (2013)	1,332
3. Jeremy Maclin (2014)	1,318
4. Irving Fryar (1997)	1,316
5. Ben Hawkins (1967)	1,265
6. Mike Quick (1985)	1,247
7. Terrell Owens (2004)	1,200
8. Irving Fryar (1996)	1,195
9. Pete Retzlaff (1965)	1,190
10. DeSean Jackson (2009)	1,156
11. Tommy McDonald (1962)	1,146
12. Tommy McDonald (1961)	1,144
13. Fred Barnett (1994)	1,127
14. Harold Carmichael (1973)	1,116
Harold Jackson (1969)	1,116
16. Kevin Curtis (2007)	1,110
17. Fred Barnett (1992)	1,083
18. Harold Carmichael (1978)	1,072
19. DeSean Jackson (2010)	1,056
20. Mike Quick (1984)	1,052
21. Pete Pihos (1953)	1,049
22. Harold Jackson (1972)	1,048
23. Harold Carmichael (1981)	1,028

MOST RECEPTIONS, SEASON

PLAYER	YEAR	REC	YDS	AVG	LG	TDs
1. Brian Westbrook (RB)	2007	90	771	8.6	57t	5
2. Irving Fryar	1996	88	1,195	13.6	42	11
3. Irving Fryar	1997	86	1,316	15.3	72t	6
4. Jordan Matthews	2015	85	997	11.7	78t	8
Jeremy Maclin	2014	85	1,318	15.5	72	10
6. DeSean Jackson	2013	82	1,332	16.2	61t	9
7. Keith Byars (RB)	1990	81	819	10.1	54	3
Keith Jackson (TE)	1988	81	869	10.7	41	6
9. LeSean McCoy (RB)	2010	78	592	7.6	40	2
Fred Barnett	1994	78	1,127	14.4	54	5

Led NFL

Led Conference

ALL-TIME REGULAR SEASON RECEIVING



TOP SINGLE-GAME RECEIVING PERFORMANCES

MOST YARDS, Game

<u>PLAYER</u>	<u>GAME</u>	<u>YARDS</u>
1. Tommy McDonald (FL)	12/10/1961 vs. Giants	237
2. Kevin Curtis (WR)	9/23/2007 vs. Lions	221
3. DeSean Jackson (WR)	12/12/2010 at Cowboys	210
4. Pete Retzlaff (E)	11/14/1965 vs. Redskins	204
5. Bud Grant (E)	12/7/1952 vs. Dallas Texans	203
6. Timmy Brown (B)	12/16/1962 at StL Cardinals	199
7. Ben Hawkins (FL)	10/22/1967 at StL Cardinals	197
8. DeSean Jackson (WR)	12/15/2013 at Vikings	195
9. Harold Jackson (WR)	10/11/1970 at Giants	194
10. DeSean Jackson (WR)	9/15/2013 vs. Chargers	193
Fred Barnett (WR)	9/13/1992 at Pho. Cardinals	193

MOST RECEPTIONS, Game

<u>PLAYER</u>	<u>GAME</u>	<u>REC</u>
1. Zach Ertz (TE)	12/20/2014 at Redskins	15
2. Brian Westbrook (RB)	11/4/2007 vs. Cowboys	14
Don Looney (E)	12/1/1940 at Redskins	14
4. Zach Ertz (TE)	12/26/2015 vs. Redskins	13
Jeremy Maclin (WR)	9/18/2011 at Falcons	13
6. Jeremy Maclin (WR)	10/26/2014 at Cardinals	12
LeSean McCoy (RB)	10/3/2010 vs. Redskins	12
Brian Westbrook (RB)	11/19/2006 vs. Titans	12
Keith Byars (RB)	9/30/1990 vs. Colts	12
Keith Jackson (TE)	11/19/1989 vs. Vikings	12
Keith Jackson (TE)	9/17/1989 at Redskins	12
John Spagnola (TE)	10/6/1985 at Saints	12
Harold Carmichael (WR)	10/14/1973 at StL. Cardinals	12

MOST TOUCHDOWNS, Game

<u>PLAYER</u>	<u>GAME</u>	<u>TDS</u>
1. Irving Fryar	10/20/1996 vs. Dolphins	4
Ben Hawkins (FL)	9/28/1969 vs. Steelers	4
3. (23 times) last by Riley Cooper on 11/3/2013 at Raiders		3

MOST TOUCHDOWNS, Season

<u>PLAYER (YEAR)</u>	<u>TDs</u>
1. Terrell Owens (2004)	14
2. Mike Quick (1983)	13
3. Tommy McDonald (1961)	13
4. Tommy McDonald (1960)	13
5. (seven times) last by Irving Fryar (1996).	11

CONSECUTIVE GAMES WITH REC. TD

<u>PLAYER (YEAR)</u>	<u>GAMES</u>
1. Mike Quick (1985)	6
Pete Pihos (1947-48).	6
3. (five times) last by DeSean Jackson (2009).	5

MOST 100-YD RECEIVING GAMES, Season

<u>PLAYER (YEAR)</u>	<u>GAMES</u>
1. Terrell Owens (2004)	7
2. Irving Fryar (1997).	6
Mike Quick (1983)	6
4. (nine times) last by DeSean Jackson (2013).	5

CONSECUTIVE 100-YD RECEIVING GAMES

<u>PLAYER (YEAR)</u>	<u>GAMES</u>
1. Terrell Owens (2004)	5
Harold Jackson (last 2 in 1971, first 3 in 1972)	5
3. Mike Quick (1983)	4
4. (seven times) last by Irving Fryar (1996).	3

ALL-TIME REGULAR SEASON SCRIMMAGE YARDS



ALL-TIME LEADERS IN TOTAL YARDS FROM SCRIMMAGE

PLAYER	YEARS	GM	TOUCHES	YARDS	AVG	YDS/G	TDs
1. Brian Westbrook (RB)	2002-2009 (8)	107	1,734	9,785	5.6	91.4	66
2. LeSean McCoy (RB)	2009-2014 (6)	90	1,761	9,074	5.2	100.8	54
3. Harold Carmichael (WR)	1971-1983 (13)	180	598	9,042	15.1	50.2	79
4. Wilbert Montgomery (RB)	1977-1984 (8)	100	1,731	8,985	5.2	89.9	57
5. Pete Retzlaff (E)	1956-1966 (11)	132	458	7,408	16.2	56.1	47
6. Duce Staley (RB)	1997-2003 (7)	98	1,475	7,305	5.0	74.5	32
7. Timmy Brown (RB)	1960-1967 (8)	96	1,081	7,049	6.5	73.4	55
8. DeSean Jackson (WR)	2008-2013 (6)	87	413	6,490	15.7	74.6	35
9. Mike Quick (WR)	1982-1990 (9)	101	364	6,459	17.7	64.0	61
10. Steve Van Buren (B)	1944-1951 (8)	83	1,365	6,383	4.7	76.9	72
11. Keith Byars (RB)	1986-1992 (7)	105	1,121	6,204	5.5	59.1	30
12. Pete Pihos (E)	1947-1955 (9)	107	382	5,615	14.7	52.5	61
13. Tommy McDonald (FL)	1957-1963 (7)	88	304	5,521	18.2	62.7	66
14. Bobby Walston (WR/K)	1951-1962 (12)	148	315	5,375	17.1	36.3	46
15. Ricky Watters (RB)	1995-1997 (3)	48	1,136	5,112	4.5	106.5	32
16. Brent Celek (TE)	2007-2016 (10)	158	384	4,859	12.7	30.8	30
17. Jeremy Maclin (WR)	2009-2014 (6)	75	349	4,801	13.8	64.0	36
18. Ben Hawkins (FL)	1966-1973 (8)	102	271	4,772	17.6	46.8	32
19. Tom Woodeshick (B)	1963-1971 (9)	111	956	4,736	5.0	42.7	27
20. Fred Barnett (WR)	1990-1995 (6)	81	312	4,632	14.8	57.2	28

MOST TOTAL YARDS FROM SCRIMMAGE, SEASON

PLAYER	YEAR	TOUCHES	YARDS	AVG	YDS/GM	TDs
1. LeSean McCoy	2013	366	2,146	5.9	134.1	11
2. Brian Westbrook	2007	368	2,104	5.7	140.3	12
3. Wilbert Montgomery	1979	379	2,006	5.3	125.4	14
4. Wilbert Montgomery	1981	335	1,923	5.7	128.2	10
5. Brian Westbrook	2006	317	1,916	6.0	127.7	11
6. Ricky Watters	1996	404	1,855	4.6	115.9	13
7. Ricky Watters	1995	399	1,707	4.3	106.7	12
8. LeSean McCoy	2010	285	1,672	5.9	111.5	9
9. LeSean McCoy	2011	321	1,624	5.1	108.3	20
10. Duce Staley	2002	320	1,570	4.9	98.1	8

MOST TOUCHES, Career

PLAYER	TOUCHES
1. LeSean McCoy	1,761
2. Brian Westbrook	1,734
3. Wilbert Montgomery	1,731
4. Duce Staley	1,475
5. Steve Van Buren	1,365
6. Ricky Watters	1,136
7. Keith Byars	1,121
8. Timmy Brown	1,081
9. Tom Sullivan	1,032
10. Clarence Peaks	961

BEST YARDS/TOUCH, Career

PLAYER	AVG
1. Timmy Brown	6.52
2. Brian Westbrook	5.64
3. Keith Byars	5.53
4. Wilbert Montgomery	5.19
5. LeSean McCoy	5.15
6. Tom Woodeshick	4.95
7. Duce Staley	4.95
8. Clarence Peaks	4.77
9. Steve Van Buren	4.68
10. Billy Barnes	4.53

(min. 750 touches)

MOST TOUCHES, Season

PLAYER (YEAR)	TOUCHES
1. Ricky Watters (1996)	404
2. Ricky Watters (1995)	399
3. Wilbert Montgomery (1979)	379
4. Brian Westbrook (2007)	368
5. LeSean McCoy (2013)	366
Duce Staley (1999)	366

BEST YARDS/TOUCH, Season

PLAYER (YEAR)	AVG
1. Timmy Brown (1965)	7.42
2. Timmy Brown (1962)	7.38
3. Herschel Walker (1994)	6.31
4. Steve Van Buren (1945)	6.24
5. Brian Westbrook (2003)	6.14
6. Keith Byars (1991)	6.07

(min. 150 touches)

TOP SINGLE-GAME SCRIMMAGE YARD TOTALS

MOST YARDS, Game

PLAYER	GAME	YARDS
1. Duce Staley	9/3/2000 at Cowboys	262
2. Timmy Brown	12/16/1962 at Cardinals	249
3. Wilbert Montgomery	11/4/1979 vs. Browns	237
Tommy McDonald	12/10/1961 vs. Giants	237
5. Duce Staley	11/11/2001 vs. Vikings	231

MOST TOUCHES, Game

PLAYER	GAME	TOUCHES
1. Brian Westbrook	12/7/2008 at Giants	39
Ricky Watters	12/10/1995 vs. Cowboys	39
Heath Sherman	11/12/1990 vs. Redskins	39
4. Heath Sherman	10/6/1991 at Buccaneers	37
5. Ricky Watters	10/8/1995 vs. Redskins (ot)	36

ALL-TIME REGULAR SEASON INTERCEPTIONS



ALL-TIME INTERCEPTION LEADERS

PLAYER	YEARS	INTs	YARDS	AVG	LG	TDs
1. Brian Dawkins	1996-2008 (13)	34	515	15.1	67t	2
Eric Allen	1988-94 (7)	34	482	14.2	94t	5
Bill Bradley	1969-76 (8)	34	536	15.8	56t	1
4. Herman Edwards	1977-85 (9)	33	98	3.0	25	1
5. Wes Hopkins	1983-93 (10)	30	241	8.0	33	1
6. Don Burroughs	1960-64 (5)	29	351	12.1	46	0
7. Troy Vincent	1996-2003 (8)	28	341	12.2	90t	1
8. Joe Scarpati	1964-69 (6)	24	402	16.8	67t	3
Ernie Steele	1942-48 (6)	24	404	16.8	62	0
10. Asante Samuel	2008-11 (4)	23	304	13.2	50t	2
Roynell Young	1980-88 (9)	23	106	4.6	33	0
Randy Logan	1973-83 (11)	23	293	12.7	45	0

MOST INTERCEPTIONS, SEASON

PLAYER	YEAR	INTs	YARDS	AVG	LG	TDs
1. Bill Bradley	1971	11	248	22.5	51	0
2. Asante Samuel	2009	9	117	13.0	37	0
Bill Bradley	1972	9	73	8.1	21	0
Don Burroughs	1960	9	124	13.8	46	0
Ed "Bibbles" Bawel	1955	9	168	18.7	42t	2
6. Eric Allen	1989	8	38	4.8	18	0
Terry Hoage	1988	8	116	14.5	38	0
Joe Scarpati	1966	8	182	22.8	32	0
Bob Hudson	1954	8	89	11.1	32	0
Tom Brookshier	1953	8	41	5.1	22	0
Ed "Bibbles" Bawel	1952	8	121	15.1	35	0
Joe Sutton	1950	8	67	8.4	32	0

TOP SINGLE-GAME INT PERFORMANCES

MOST INTERCEPTIONS, Game

PLAYER	GAME	INTS
1. Russ Craft	9/24/1950 at Chi. Cardinals	*4
2. Kurt Coleman	10/16/2011 at Redskins	3
Joe Scarpati	10/23/1966 at Giants	3
Jim Nettles	12/12/1965 at Steelers	3
Nate Ramsey	11/28/1965 at StL Cardinals	3
Don Burroughs	12/3/1961 at Steelers	3
Chuck Weber	9/30/1960 at Cowboys	3
Joe Sutton	9/24/1950 at Chi. Cardinals	3
Gil Steinke	11/10/1946 at Giants	3
Roy Zimmerman	12/9/1945 vs. Boston Yanks	3
Roy Zimmerman	12/10/1944 vs. Cleveland Rams	3

* NFL record

MOST INTERCEPTION RETURN YARDS, Game

PLAYER	GAME	YDS
1. Frank LeMaster	12/21/1975 at Redskins	114
2. Lito Sheppard	10/8/2006 vs. Cowboys	102
3. Lito Sheppard	11/15/2004 at Cowboys	101
4. Malcolm Jenkins	12/6/2015 at Patriots	99
Jerry Norton	10/5/1957 vs. Giants	99

MOST INTERCEPTIONS RETURNED FOR TD, Game

PLAYER	GAME	TDs
1. Eric Allen	12/26/1993 vs. Saints	2

MOST INT RETURN YDS, Career

PLAYER	YARDS
1. Bill Bradley	536
2. Brian Dawkins	515
3. Eric Allen	482
4. Lito Sheppard	460
5. Ernie Steele	404
6. Joe Scarpati	402

MOST INTs RETURNED FOR TD, Career

PLAYER	TDs
1. Eric Allen	5
2. Malcolm Jenkins	4
3. Sheldon Brown	3
Lito Sheppard	3
Joe Scarpati	3

MOST INT RETURN YDS, Season

PLAYER (INTs, YEAR)	YARDS
1. Bill Bradley (11, 1971)	248
2. Eric Allen (6, 1993)	201
3. Joe Scarpati (8, 1966)	182
4. Lito Sheppard (5, 2004)	172
5. Ed "Bibbles" Bawel (9, 1955)	168

MOST INTs RETURNED FOR TD, Season

PLAYER (YEAR)	TDs
1. Eric Allen (1993)	*4
2. Malcolm Jenkins (2016)	2
Lito Sheppard (2004)	2
Seth Joyner (1992)	2
Ed Bawel (1955)	2

* NFL record

MOST INTs BY A NON-DB, Season

PLAYER (YEAR)	INTs
1. William Thomas, LB (1995)	7
2. Chuck Weber, LB (1960)	6
Chuck Bednarik, LB (1953)	6
4. Bill Bergey, LB (1974)	5
5. Seth Joyner, LB & Byron Evans, LB (1992)	4
Many others with	4

LONGEST INTERCEPTION RETURNS

PLAYER (GAME)	YARDS
1. James Willis intercepted pass 4 yds. deep in the end zone and returned it 14 yds. before laterally to Troy Vincent, who ran 90 yds. (11/3/1996 at Cowboys - QB Troy Aikman)	104t
2. Lito Sheppard (10/8/2006 vs. Cowboys - QB Drew Bledsoe)	102t
3. Lito Sheppard (11/15/2004 at Cowboys - QB V. Testaverde)	101t
4. Malcolm Jenkins (12/6/2015 at Patriots - QB Tom Brady)	99t
Jerry Norton (10/5/1957 vs. Giants - QB Charlie Conerly, deflected off goal post)	99t
6. Eric Allen (10/3/1993 at Jets - QB Boomer Esiason)	94t
Irv Cross (10/25/1964 at Steelers - QB Terry Nofsinger)	94t
8. Jack Hinkle (10/9/1943 vs. Giants - QB Tuffy Leemans)	91

ALL-TIME REGULAR SEASON SACKS



ALL-TIME LEADERS IN SACKS

PLAYER	YEARS	SACKS
1. Reggie White (DE)	1985-92	124.0
2. Trent Cole (DE/LB)	2005-14	85.5
3. Clyde Simmons (DE)	1986-93	76.0
4. Hugh Douglas (DE)	1998-2002, 2004	54.5
5. Greg Brown (DE)	1982-86	50.5
6. Andy Harmon (DT)	1991-97	39.5
7. Seth Joyner (LB)	1986-93	37.0
8. William Fuller (DE)	1994-96	35.5
9. Dennis Harrison (DE)	1978-84	34.0
10. William Thomas (LB)	1991-99	33.0
11. Ken Clarke (DT)	1982-87	32.5
12. Corey Simon (DT)	2000-04	32.0
13. Juqua Parker (DE)	2005-11	31.5
Mike Mamula (DE)	1995-2000	31.5
15. Connor Barwin (LB)	2013-16	30.5
16. Brandon Graham (DE/LB)	2010-16	29.5
Jerome Brown (DT)	1987-91	29.5
18. Fletcher Cox (DT)	20012-16	28.5
19. Darwin Walker (DT)	2000-06	27.5
20. Jason Babin (DE)	2009, 2011-12	26.0

Note: includes only figures since 1982, when sacks first became an official NFL statistic

MOST SACKS, SEASON

PLAYER	YEAR	SACKS
1. Reggie White (DE)	1987	21.0
2. Clyde Simmons (DE)	1992	19.0
3. Jason Babin (DE)	2011	18.0
Reggie White (DE)	1988	18.0
Reggie White (DE)	1986	18.0
6. Greg Brown (DE)	1984	16.0
7. Clyde Simmons (DE)	1989	15.5
8. Hugh Douglas (DE)	2000	15.0
Reggie White (DE)	1991	15.0
10. Connor Barwin (LB)	2014	14.5

MOST SACKS, GAME

PLAYER	GAME	SACKS
1. Hugh Douglas (DE)	10/18/1998 at Chargers	4.5
Clyde Simmons (DE)	9/15/1991 at Cowboys	4.5
3. Reggie White (DE)	9/25/1988 at Vikings	4.0
Reggie White (DE)	11/30/1986 at LA Raiders	4.0
Reggie White (DE)	11/2/1986 at StL Cardinals	4.0
Garry Cobb (LB)	10/5/1986 at Falcons	4.0
Greg Brown (DE)	12/16/1984 at Falcons	4.0

MOST CONSECUTIVE GAMES WITH A SACK

PLAYER	YEAR	GAMES
1. Reggie White (last 4 games in 1986 and first 4 in '87)		8
Reggie White (last 7 games in 1987 and first in '88)		8
3. William Fuller	1994	7
Dennis Harrison	1982	7
5. Clyde Simmons	1992	6

LONGEST FUMBLE RETURN FOR A TD

PLAYER	GAME	YARDS
1. Mike Patterson	9/24/2006 at 49ers	98t
2. Joselio Hanson	12/28/2008 vs. Cowboys	96t
Joe Lavender	9/23/1974 vs. Cowboys	96t
4. Joe Carter	9/25/1938 vs. NY Giants	92t
5. Bob Pylman	9/25/1938 vs. NY Giants	88t
6. Will Wynn	12/1/1974 vs. Packers	87t
7. Walter Thurmond	1/3/2016 at Giants	83t
8. Sheldon Brown	10/9/2005 at Cowboys	80t
9. Chris Clemons	12/28/2008 vs. Cowboys	73t
10. Reggie White	9/13/1987 at Redskins	70t

MOST FUMBLE RETURNS FOR TD, CAREER

PLAYER	YEARS	TDs
1. Seth Joyner	1986-93	3
2. Juqua Parker	2005-11	2
Sheldon Brown	2002-09	2
Kevin Curtis	2007-09	2
William Thomas	1991-97	2
Reggie White	1985-92	2
Clyde Simmons	1986-90	2
Greg Brown	1981-84	2
Will Wynn	1973-76	2

MOST BLOCKED PUNTS RETURNED FOR TD

PLAYER	TDs
1. (11 times) last Najee Goode (12/6/15 at Patriots) (24 yards)	1

MOST BLOCKED FGs RETURNED FOR TD

PLAYER	TDs
1. (2 times) last Matt Ware (10/23/05 vs. Chargers) (65 yards)	1

LONGEST RETURN AFTER MISSED FIELD GOAL

PLAYER	GAME	YARDS
1. Al Nelson	9/26/1971 vs. Cowboys	101t
2. Al Nelson	12/11/1966 vs. Browns	100t
3. Timmy Brown	9/16/1962 vs. StL Cardinals	99

ALL-TIME REGULAR SEASON PUNTING



ALL-TIME LEADING PUNTERS, GROSS AVERAGE (min. 100 punts)

Player	Years	Punts	Yards	Gross	Net	In20	Lg	Blk
1. Donnie Jones	2013-2016 (4)	303	13,738	45.34	40.4	116	72	3
2. Joe Muha	1946-1950(5)	179	7,688	42.95	NA	NA	82	2
3. Sav Rocca	2007-2010 (4)	299	12,817	42.87	37.6	102	65	1
4. Sean Landeta	1999-2002, 2005 (5)	376	16,092	42.80	35.9	96	64	1
5. King Hill	1961-1968(8)	254	10,765	42.38	NA	NA	80	0

BEST GROSS PUNTING AVERAGE, SEASON (min. 40 punts)

Name	Year	Punts	Yards	Gross	Net	In20	Lg	Blk
1. Joe Muha	1948	57	2,694	47.26	NA	NA	82	0
2. Donnie Jones	2015	86	4,038	46.95	41.6	29	64	2
3. Mat McBriar	2012	55	2,560	46.55	36.5	13	66	1
4. Donnie Jones	2016	59	2,688	45.56	40.5	20	72	0
5. Donnie Jones	2013	82	3,681	44.89	40.5	33	70	1
6. Donnie Jones	2014	76	3,331	43.83	38.9	34	68	0

ALL-TIME LEADING PUNTERS, NET AVERAGE (min. 100 punts)

Player	Years	Punts	Yards	Gross	Net	In20	Lg	Blk
1. Donnie Jones	2013-2016 (4)	303	13,738	45.34	40.4	116	72	3
2. Sav Rocca	2007-2010 (4)	299	12,817	42.87	37.6	102	65	1
3. Dirk Johnson	2003-2006(4)	268	11,180	41.72	36.0	79	62	0
4. Sean Landeta	1999-2002, 2005 (5)	376	16,092	42.80	35.9	96	64	1
5. Jeff Feagles	1990-1993(3)	324	13,448	41.51	35.4	106	77	3

BEST NET PUNTING AVERAGE, SEASON (min. 40 punts)

Name	Year	Punts	Yards	Gross	Net	In20	Lg	Blk
1. Donnie Jones	2015	86	4,038	47.0	41.6	29	64	2
2. Donnie Jones	2013	82	3,681	44.9	40.5	33	70	1
4. Donnie Jones	2016	59	2,688	45.6	40.5	20	72	0
4. Sav Rocca	2010	73	3,195	43.8	39.0	28	63	0
5. Donnie Jones	2014	76	3,331	43.8	38.9	34	68	0

Note: net average became an official stat in 1976

Led NFL

Led Conference

MOST PUNTS, Career

PLAYER	PUNTS
1. Adrian Burk	393
2. Sean Landeta	376
3. Tom Hutton	349
4. John Teltschik	345
5. Max Runager	332

MOST PUNTS INSIDE 20, Career

PLAYER	IN20
1. Donnie Jones	116
2. Jeff Feagles	106
3. Sav Rocca	102
4. Sean Landeta	96
5. Dirk Johnson	79

Inside-the-20 became official stat in 1976

MOST PUNTS, Season

PLAYER (YEAR)	PUNTS
1. John Teltschik (1986)	108
2. Sean Landeta (1999)	107
3. Tom Hutton (1998)	104
4. John Teltschik (1988)	98
5. Sean Landeta (2001)	97

MOST PUNTS INSIDE 20, Season

PLAYER (YEAR)	IN20
1. Donnie Jones (2014)	34
2. Donnie Jones (2013)	33
3. Jeff Feagles (1993)	31
4. Donnie Jones (2015)	29

Jeff Feagles (1991) 29
Inside-the-20 became official stat in 1976

TOP SINGLE-GAME PUNTING PERFORMANCES

LONGEST PUNT

PLAYER	GAME	YARDS
1. Randall Cunningham	12/3/1989 at Giants	91
2. Joe Muha	10/10/1948 vs. Giants	82
3. Randall Cunningham	10/16/1994 at Cowboys	80
King Hill	11/11/1962 vs. Packers	80
5. Jeff Feagles	9/15/1991 at Cowboys	77

MOST PUNTS, Game

PLAYER	GAME	PUNTS
1. John Teltschik	12/6/1987 at NY Giants	15
2. Adrian Burk	12/12/1954 vs. Giants	12
Adrian Burk	11/2/1952 at Packers	12
Len Barnum	10/4/1942 vs. Redskins	12
Emmett Mortell	10/10/1937 at Redskins	12

BEST GROSS PUNTING AVERAGE, Game (min. 4 punts)

PLAYER	GAME	AVG.
1. Mat McBriar	10/14/2012 vs. Lions	56.6
2. Chas Henry	9/9/2012 at Browns	55.0
3. Donnie Jones	10/19/2015 vs. Giants	54.3
4. Donnie Jones	9/15/2014 at Colts	53.8
5. Len Barnum	9/13/1942 at Steelers	53.5
Len Barnum	9/20/1942 at Cleveland Rams	53.5

BEST NET PUNTING AVERAGE, Game (min. 4 punts, since 1976)

PLAYER	GAME	AVG.
1. Donnie Jones	11/17/2013 vs. Redskins	50.7
2. Donnie Jones	10/19/2015 vs. Giants	49.0
Sean Landeta	9/23/2001 at Seahawks	49.0
4. Jeff Feagles	10/5/1992 vs. Cowboys	48.8
5. Sav Rocca	9/12/2010 vs. Packers	47.8

ALL-TIME REGULAR SEASON PUNT RETURNS



ALL-TIME LEADING PUNT RETURNERS (min. 20 returns)

Player	Years	PR	FC	Yds	Avg	Lg	TDs
1. Ernie Steele	1942-48 (6)	44	NA	737	16.75	80t	1
2. Steve Van Buren	1944-51 (8)	34	NA	473	13.91	55t	2
3. Pat McHugh	1947-51 (5)	31	NA	402	12.97	69t	1
4. Brian Westbrook	2002-09 (8)	39	21	498	12.77	84t	2
5. Darren Sproles	2014-16 (3)	94	46	1,176	12.51	89t	4
6. Brian Mitchell	2000-02 (3)	117	66	1,369	11.70	76t	2
7. Frank Reagan	1949-51 (3)	27	NA	304	11.26	42	1
8. Bosh Pritchard	1942, 1947-51 (6)	91	NA	975	10.71	55t	1
9. Vai Sikahema	1992-93 (2)	73	30	778	10.66	87t	1
10. Larry Marshall	1974-77 (4)	104	16	1,086	10.44	48	0
11. Damaris Johnson	2012-13 (2)	38	35	391	10.29	98t	1

BEST PUNT RETURN AVERAGE, SEASON (min. 15 returns)

Player	Year	PR	FC	Yds	Avg	Lg	TDs
1. Steve Van Buren	1944	15	NA	230	15.33	55	1
2. Brian Westbrook	2003	20	16	306	15.30	84t	2
3. DeSean Jackson	2009	29	15	441	15.21	85t	2
4. Alvin Haymond	1968	15	6	201	13.40	54t	1
5. Darren Sproles	2016	17	12	224	13.18	66	0
6. Darren Sproles	2014	39	16	506	12.97	82t	2
7. Reno Mahe	2005	21	9	269	12.81	44	0
8. Frank Reagan	1949	21	NA	266	12.67	42	1
9. Kelvin Martin	1995	17	10	214	12.59	38	0
10. Vai Sikahema	1992	40	10	503	12.58	87t	1
11. Brian Mitchell	2002	46	11	567	12.32	76t	1

Led NFL

Led Conference

TOP SINGLE-GAME PUNT RETURN PERFORMANCES

MOST PUNT RETURN YARDS, Game

PLAYER	GAME	YARDS
1. Alvin Haymond	10/6/1968 at Redskins	140
2. Darren Sproles	12/6/2015 at Patriots	115
3. Vai Sikahema	11/22/1992 at NY Giants	111
4. Reno Mahe	12/5/2005 vs. Seahawks	108
5. DeSean Jackson	9/13/2009 at Panthers	106
Ernie Steele	10/25/1942 at Bears	106

MOST PUNT RETURNS, Game

PLAYER	GAME	PR
1. Larry Marshall	9/18/1977 vs Buccaneers	9
2. DeSean Jackson	9/7/2008 vs. Rams	8
Evan Cooper	10/26/1986 vs. Chargers	8
Vai Sikahema	12/13/1992 at Seahawks	8
5. (7 times) last by Reno Mahe	12/5/2005 vs. Seahawks	7

BEST PUNT RETURN AVERAGE, Game (min. 3 punt returns)

PLAYER	GAME	AVG.
1. Brian Mitchell	11/25/2002 at 49ers	33.0
2. Darren Sproles	9/27/2015 at NY Jets	29.7
3. Darren Sproles	9/18/2014 at 49ers	28.7
4. Darren Sproles	11/10/2014 vs. Panthers	28.3
Clyde Scott	10/30/1949 at Steelers	28.3

MOST PUNT RETURNS, Career

PLAYER	RETURNS
1. Wally Henry	148
2. DeSean Jackson	131
3. Brian Mitchell	117
John Sciarra	117
5. Bill Bradley	111

MOST PUNT RETURN YARDS, Career

PLAYER	YARDS
1. Brian Mitchell	1,369
2. DeSean Jackson	1,294
3. Wally Henry	1,231
4. Darren Sproles	1,176
5. Larry Marshall	1,086

MOST PUNT RETURN TDs, Career

PLAYER	TDs
1. Darren Sproles	4
DeSean Jackson	4
3. Brian Westbrook	2
Brian Mitchell	2
Steve Van Buren	2

MOST PUNT RETURNS, Season

PLAYER (YEAR)	RETURNS
1. Wally Henry (1981)	54
2. Rod Harris (1991)	53
3. DeSean Jackson (2008)	50
4. Brian Mitchell (2002)	46
Larry Marshall (1977)	46

MOST PUNT RETURN YARDS, Season

PLAYER (YEAR)	YARDS
1. Brian Mitchell (2002)	567
2. Darren Sproles (2014)	506
3. Vai Sikahema (1992)	503
4. Larry Marshall (1977)	489
5. Brian Mitchell (2001)	467

MOST PUNT RETURN TDs, Season

PLAYER (YEAR)	TDs
1. Darren Sproles (2015)	2
Darren Sproles (2014)	2
DeSean Jackson (2009)	2
Brian Westbrook (2003)	2

LONGEST PUNT RETURNS

PLAYER (GAME)	YARDS
1. Damaris Johnson (12/2/2012 at Cowboys)	98t
2. Darren Sproles (9/27/2015 at Jets)	89t
3. Vai Sikahema (11/22/1992 at Giants)	87t
4. DeSean Jackson (9/13/2009 at Panthers)	85t
5. Brian Westbrook (10/19/2003 at Giants)	84t
6. Darren Sproles (12/6/2015 at Patriots)	83t
7. Darren Sproles (9/28/2014 at 49ers)	82t
8. Brian Westbrook (12/21/2003 vs. 49ers)	81t
Tommy McDonald (10/4/1959 vs. Giants)	81t
10. Ernie Steele (10/25/1942 at Bears)	(lateral) 80t

ALL-TIME REGULAR SEASON KICKOFF RETURNS



ALL-TIME LEADING KICKOFF RETURNERS (min. 25 returns)

Player	Years	KOR	Yds	Avg	Lg	TDs
1. Josh Huff	2014-16 (3)	42	1,165	27.74	107t	2
2. Steve Van Buren	1944-51 (8)	76	2,030	26.71	98t	3
3. Irv Cross	1961-69 (6)	28	745	26.61	74	0
4. Timmy Brown	1960-67 (8)	169	4,483	26.53	105t	5
5. Al Nelson	1965-73 (9)	101	2,625	25.99	78	0
6. Wilbert Montgomery	1977-84 (8)	32	814	25.44	99t	1
7. Quintin Demps	2008-09 (2)	58	1,469	25.33	100t	1
8. Brian Mitchell	2000-02 (3)	131	3,311	25.27	94t	2
9. Allen Rossum	1998-99 (2)	98	2,427	24.77	89t	1
10. Billy Walik	1970-72 (3)	67	1,640	24.48	82	0
11. Alvin Haymond	1968 (1)	28	677	24.18	98t	1

BEST KICKOFF RETURN AVERAGE, SEASON (min. 1.25 ret/gm)

Player	Years	KOR	Yds	Avg	Lg	TDs
1. Al Nelson	1972	25	728	29.12	78	0
2. Steve Van Buren	1945	13	373	28.69	98t	1
3. Timmy Brown	1963	33	945	28.64	100t	1
4. Timmy Brown	1966	20	562	28.10	93t	2
5. Timmy Brown	1961	29	811	27.97	105t	1
6. Timmy Brown	1962	30	831	27.70	99t	1
7. Hershel Walker	1994	21	581	27.67	94t	1
8. Don Stevens	1952	16	433	27.06	51	0
9. Brian Mitchell	2002	43	1,162	27.02	57	0
10. Wilbert Montgomery	1977	23	619	26.91	99t	1

Led NFL

Led Conference

TOP SINGLE-GAME KICKOFF RETURN PERFORMANCES

MOST KICKOFF RETURN YARDS, Game

PLAYER	GAME	YARDS
1. Derrick Witherspoon	11/24/1996 at Ari. Cardinals	253
2. Timmy Brown	11/6/1966 vs. Cowboys	247
3. Allen Rossum	11/14/1999 vs. Redskins	222
4. Quintin Demps	11/9/2008 vs. Giants	220
5. Duce Staley	11/30/1997 vs. Bengals	195

MOST KICKOFF RETURNS, Game

PLAYER	GAME	KOR
1. Quintin Demps	11/9/2008 vs. Giants	8
Allen Rossum	11/21/1999 vs. Colts	8
Derrick Witherspoon	11/24/1996 at Ari. Cardinals	8
4. (5 times) last by Ellis Hobbs	9/20/2009 vs. Saints	7

BEST KICKOFF RETURN AVERAGE, Game (min. 3 kickoff returns)

PLAYER	GAME	AVG
1. Timmy Brown	9/22/1963 vs. Cardinals	59.0
2. Alvin Haymond	9/22/1968 vs. NY Giants	51.0
3. Timmy Brown	11/6/1966 vs. Cowboys	49.4
4. Derrick Witherspoon	9/22/1996 at Falcons	48.0
5. Allen Rossum	11/14/1999 vs. Redskins	44.4

MOST KICKOFF RETURNS FOR A TD, Game

PLAYER	GAME	TDs
1. Timmy Brown	11/6/1966, 93 & 90 yards vs. Cowboys	2*

* NFL Record

MOST KICKOFF RETURNS, Career

PLAYER	RETURNS
1. Timmy Brown	169
2. Brian Mitchell	131
3. Al Nelson	101
4. Allen Rossum	98
5. Larry Marshall	88

MOST KICKOFF RETURN YARDS, Career

PLAYER	YARDS
1. Timmy Brown	4,483
2. Brian Mitchell	3,311
3. Al Nelson	2,625
4. Allen Rossum	2,427
5. Larry Marshall	2,075

MOST KICKOFF RETURN TDs, Career

PLAYER	TDs
1. Timmy Brown	5
2. Derrick Witherspoon	3
Steve Van Buren	3
4. Josh Huff	2
Brian Mitchell	2

MOST KICKOFF RETURNS, Season

PLAYER (YEAR)	RETURNS
1. Allen Rossum (1999)	54
2. Derrick Witherspoon (1996)	53
3. Quintin Demps (2008)	52
4. Herman Hunter (1985)	48
5. Brian Mitchell (2000)	47
Duce Staley (1997)	47

MOST KICKOFF RETURN YARDS, Season

PLAYER (YEAR)	YARDS
1. Allen Rossum (1999)	1,347
2. Quintin Demps (2008)	1,314
3. Derrick Witherspoon (1996)	1,271
4. Brian Mitchell (2002)	1,162
5. Duce Staley (1997)	1,139

MOST KICKOFF RETURN TDs, Season

PLAYER (YEAR)	TDs
1. Derrick Witherspoon (1996)	2

LONGEST KICKOFF RETURNS

PLAYER (GAME)	YARDS
1. Josh Huff (11/23/2014 vs. Titans)	107t
2. Timmy Brown (9/17/1961 vs. Browns)	105t
3. Russ Craft (10/7/1950 vs. LA Rams)	103t
4. Chris Polk (9/21/2014 vs. Redskins)	102t
5. Quintin Demps (11/23/2008 at Ravens)	100t
Timmy Brown (9/22/1963 vs. StL. Cardinals)	100t
Dave Smukler (11/13/1938 at Brooklyn Dodgers)	100t

STARTING QB RECORDS / NFL RECORDS



STARTING QUARTERBACK RECORDS

Year Quarterbacks (Record as a starter)

1956	Bobby Thomason (3-5-1), Adrian Burk (0-3)
1957	Thomason (2-5), Sonny Jurgensen (2-3)
1958	Norm Van Brocklin (2-9-1)
1959	Van Brocklin (7-5)
1960	Van Brocklin (10-2)
1961	Jurgensen (10-4)
1962	Jurgensen (3-9-1), King Hill (0-1)
1963	Jurgensen (2-6-1), Hill (0-4-1)
1964	Norm Snead (4-6), Hill (1-1), Jack Concannon (1-1)
1965	Snead (4-5), Hill (1-4)
1966	Snead (5-5), Hill (2-0), Concannon (2-0)
1967	Snead (6-7-1)
1968	Snead (2-9), Hill (0-2), John Huarte (0-1)
1969	Snead (4-8-1), George Mira (0-1)
1970	Snead (3-9-1), Rick Arrington (0-1)
1971	Pete Liske (5-5), Arrington (1-2-1)
1972	John Reaves (0-7), Liske (2-4-1)
1973	Roman Gabriel (5-8-1)
1974	Gabriel (4-7), Mike Boryla (3-0)
1975	Gabriel (2-7), Boryla (2-3)
1976	Boryla (3-7), Gabriel (1-3)
1977	Ron Jaworski (5-9)
1978	Jaworski (9-7)
1979	Jaworski (11-5)
1980	Jaworski (12-4)
1981	Jaworski (10-6)
1982	Jaworski (3-6)
1983	Jaworski (5-11)
1984	Jaworski (5-7-1), Joe Pisarcik (1-2)
1985	Jaworski (6-6), Randall Cunningham (1-3)
1986	Jaworski (3-6), Cunningham (1-3-1), Matt Cavanaugh (1-1)
1987	Cunningham (7-5), Scott Tinsley (0-3)
1988	Cunningham (10-6)
1989	Cunningham (11-5)
1990	Cunningham (10-6)
1991	Jim McMahon (8-3), Cunningham (1-0), Jeff Kemp (1-1), Brad Goebel (0-2)
1992	Cunningham (10-5), McMahon (1-0)
1993	Bubby Brister (4-4), Cunningham (4-0), Ken O'Brien (0-4)
1994	Cunningham (7-7), Brister (0-2)
1995	Rodney Peete (9-3), Cunningham (1-3)
1996	Ty Detmer (7-4), Peete (3-2)
1997	T. Detmer (2-5), Bobby Hoying (2-3-1), Peete (2-1)
1998	Hoying (1-6), Koy Detmer (1-4), Peete (1-3)
1999	Doug Pederson (2-7), Donovan McNabb (2-4), K. Detmer (1-0)
2000	McNabb (11-5)

2001	McNabb (11-5)
2002	McNabb (7-3), A.J. Feeley (4-1), K. Detmer (1-0)
2003	McNabb (12-4)
2004	McNabb (13-2), K. Detmer (0-1)
2005	McNabb (4-5), Mike McMahon (2-5)
2006	McNabb (5-5), Jeff Garcia (5-1)
2007	McNabb (8-6), Feeley (0-2)
2008	McNabb (9-6-1)
2009	McNabb (10-4), Kevin Kolb (1-1)
2010	Vick (8-3), Kolb (2-3)
2011	Vick (7-6), Vince Young (1-2)
2012	Vick (3-7), Nick Foles (1-5)
2013	Vick (2-4), Foles (8-2)
2014	Foles (6-2), Mark Sanchez (4-4)
2015	Sam Bradford (7-7), Sanchez (0-2)
2016	Carson Wentz (6-9)

NFL RECORDS HELD BY AN EAGLE

Most Touchdown Passes, Game

7 Nick Foles (11/3/2013 at Raiders) and Adrian Burk (10/17/1954 at Redskins); tied with Sid Luckman, Bears (1943); George Blanda, Hou. Oilers (1961); Y.A. Tittle, Giants (1962); Joe Kapp, Vikings (1969); Peyton Manning, Broncos (2013) and Drew Brees, Saints (2015)

Longest Touchdown Pass

99 Ron Jaworski to Mike Quick, (11/10/1985 vs. Falcons) (OT); tied with nine others

Most Interception Returns for TDs, Season

4 Eric Allen, 1993; tied with Jim Kearney, Chiefs (1972) and Ken Houston, Oilers (1971)

Most Interceptions, Game

4 Russ Craft (9/24/1950 at Cardinals); tied with 17 others

Most Kickoff Return TDs, Game

2 Timmy Brown (11/6/1966 vs. Cowboys), 93 and 90 yards; tied with Travis Williams, Packers (1967); Ron Brown, LA Rams (1985); Tyrone Hughes, Saints (1994); Chad Morton, Jets (2002); Devin Hester, Bears (2006); Andre Davis, Texans (2007); and Josh Cribbs, Browns (2009)

Most 50-Plus-Yard Touchdowns, Season

8 DeSean Jackson (2009); tied with Elroy "Crazy Legs" Hirsch, LA Rams (1951) and Devin Hester, Bears (2007)

ALL-TIME REGULAR SEASON ROOKIE RECORDS



PASSING

MOST ATTEMPTS, Season

1. Carson Wentz, 2016	564
2. Nick Foles, 2012	265
3. John Reaves, 1972	224
4. Donovan McNabb, 1999	216
5. Davey O'Brien, 1939	201
6. Mike Boryla, 1974	102
7. Foster Watkins, 1940	85
8. Randall Cunningham, 1985	81
9. Rick Arrington, 1970	73
Red Kirkman, 1933	73

MOST COMPLETIONS, Season

1. Carson Wentz, 2016	352
2. Nick Foles, 2012	161
3. John Reaves, 1972	108
4. Donovan McNabb, 1999	106
5. Davey O'Brien, 1939	99
6. Mike Boryla, 1974	60
7. Rick Arrington, 1970	37
8. Randall Cunningham, 1985	34
9. Sonny Jurgensen, 1957	33
10. Matt Barkley, 2013	30
Brad Goebel, 1991	30

MOST YARDS, Season

1. Carson Wentz, 2016	3,537
2. Nick Foles, 2012	1,699
3. John Reaves, 1972	1,508
Davey O'Brien, 1939	1,324
5. Donovan McNabb, 1999	948
6. Mike Boryla, 1974	580
7. Foster Watkins, 1940	565
8. Randall Cunningham, 1985	548
9. Sonny Jurgensen, 1957	470
10. Red Kirkman, 1933	354

MOST TD PASSES, Season

1. Carson Wentz, 2016	14
2. Donovan McNabb, 1999	8
3. John Reaves, 1972	7
4. Nick Foles, 2012	6
Davey O'Brien, 1939	6
6. Boryla, 1974; Jurgensen, 1957	5

BEST COMP. PCT., SEASON (min. 75 atts.)

1. Carson Wentz, 2016	62.4
2. Nick Foles, 2012	60.8
3. Mike Boryla, 1974	58.8
4. Davey O'Brien, 1939	49.3
5. Donovan McNabb, 1999	49.1

BEST QB RATING, SEASON (min. 75 atts.)

1. Nick Foles, 2012	79.1
2. Mike Boryla, 1974	78.9
3. Carson Wentz, 2016	78.2
4. Donovan McNabb, 1999	60.1
5. John Reaves, 1972	58.4

RUSHING

MOST ATTEMPTS, Season

1. Po James (FB), 1972	182
2. Keith Byars (FB), 1986	177
3. Lee Bougness (FB), 1970	159
4. LeSean McCoy, 2009	155
5. Billy Barnes, 1957	143
6. James Joseph, 1991	135
7. Correll Buckhalter, 2001	129
8. Clarence Peaks, 1957	125
9. Mike Hogan, 1976	123
10. Leroy Keys, 1969	121

MOST YARDS, Season

1. LeSean McCoy, 2009	637
2. Correll Buckhalter, 2001	586
3. Keith Byars (FB) 1986	577
4. Po James (FB), 1972	565
5. Bryce Brown, 2012	564
6. Mike Hogan (FB), 1976	561
7. Billy Barnes, 1957	529
8. Clarence Peaks, 1957	495
9. Steve Van Buren, 1944	444
10. James Joseph, 1991	440

MOST TOUCHDOWNS, Season

1. Steve Van Buren, 1944	5
Don Johnson, 1953	5
3. Bryce Brown, 2012	4
LeSean McCoy, 2009	4
Ken Keller, 1956	4
Mel Bleeker, 1944	4
Jim Castiglia (FB), 1941	4
8. Ryan Moats, 2005	3
Charlie Garner, 1994	3
Vaughn Hebron, 1993	3
Many others	3

RECEIVING

MOST RECEPTIONS, Season

1. Keith Jackson (TE), 1988	81
2. Jordan Matthews, 2014	67
3. DeSean Jackson, 2008	62
4. Don Looney (E), 1940	58
5. Jeremy Maclin, 2009	56
6. Charle Young (TE), 1973	55
7. Lee Bougness (RB), 1970	50
8. Reggie Brown, 2005	43
9. Victor Bailey, 1993	41
Junior Tautalasati (RB), 1986	41
11. LeSean McCoy (RB), 2009	40

MOST YARDS, Season

1. DeSean Jackson, 2008	912
2. Jordan Matthews, 2014	872
3. Keith Jackson (TE), 1988	869
4. Charle Young (TE), 1973	854
5. Jeremy Maclin, 2009	773
6. Fred Barnett, 1990	721
7. Don Looney (E), 1940	707
8. Calvin Williams, 1990	602
9. Reggie Brown, 2005	571
10. Victor Bailey, 1993	545

MOST TOUCHDOWNS, Season

1. Calvin Williams, 1990	9
2. Jordan Matthews, 2014	8
Fred Barnett, 1990	8
Bobby Walston (E), 1951	8
5. Pete Pihos (E), 1947	7
6. Keith Jackson (TE), 1988	6
Charle Young (TE), 1973	6
8. Hal Giancanelli (B), 1953	5
9. Zach Ertz (TE), 2013	4
Jeremy Maclin (WR), 2009	4
Many others	4

TOTAL OFFENSE

MOST SCRIMMAGE YARDS, Season

1. DeSean Jackson (WR), 2008	1,008
2. LeSean McCoy (RB), 2009	945
3. Charle Young (TE), 1973	878
4. Jordan Matthews (WR), 2014	872
5. Keith Jackson (TE), 1988	869
6. Lee Bougness (RB), 1970	802
7. Jeremy Maclin (WR), 2009	766
8. Billy Barnes (RB), 1957	741
9. Fred Barnett (WR), 1990	734
10. Po James (FB), 1972	721

MOST TOUCHDOWNS, Season

1. Calvin Williams (WR), 1990	9
2. Jordan Matthews (WR), 2014	8
Fred Barnett (WR), 1990	8
Bobby Walston (E), 1951	8
Pete Pihos (E), 1947	8
Mel Bleeker (RB), 1944	8
7. Charle Young (TE), 1973	7
Don Johnson (RB), 1953	7
Steve Van Buren (RB), 1944	7
10. Keith Jackson (TE), 1988	6
Hal Giancanelli (B), 1953	6

ALL-TIME REGULAR SEASON ROOKIE RECORDS



SACKS (since 1982)

MOST SACKS, Season

1. Corey Simon (DT), 2000	9.5
2. Derrick Burgess (DE), 2001	6.0
3. Fletcher Cox (DT), 2012	5.5
Mike Mamula (DE), 1995	5.5
5. Trent Cole (DE), 2005	5.0
6. Jerome Brown (DT), 1987	4.0
7. Mike Patterson (DT), 2005	3.5
8. Brandon Graham (DE), 2010	3.0
9. Destiny Vaeao (DT), 2016	2.0
Bennie Logan (DT), 2013	2.0
Nate Allen (S), 2010, 3 others	2.0

INTERCEPTIONS (since 1940)

MOST INTERCEPTIONS, Season

1. Tom Brookshier (DB), 1953	8
Bibbles Bawel (B), 1952	8
3. Herman Edwards (DB), 1977	6
4. Eric Allen (DB), 1988	5
Randy Logan (S), 1973	5
Jerry Norton (DB), 1954	5
Steve Van Buren (B), 1944	5
8. Roynell Young (CB), 1980	4
Brenard Wilson (S), 1979	4
10. Nate Allen (S), 2010, others with	3

PUNT RETURNS

MOST PUNT RETURNS, Season

1. DeSean Jackson, 2008	50
2. Evan Cooper, 1984	40
3. Bibbles Bawel, 1952	34
4. Bill Bradley, 1969	28
5. Damaris Johnson, 2012	26
Tommy McDonald, 1957	26
7. Allen Rossum, 1998	22
8. Jerry Norton, 1954	21
9. Bobby Morse, 1987	20
Billy Walik, 1970	20

MOST PUNT RETURN YARDS, Season

1. DeSean Jackson, 2008	440
2. Damaris Johnson, 2012	291
3. Bibbles Bawel, 1952	261
4. Evan Cooper, 1984	250
5. Steve Van Buren, 1944	230
6. Dexter Wynn, 2004	194
7. Allen Rossum, 1998	187
8. Ernie Steele, 1942	184
9. Bill Bradley, 1969	181
10. Don Stevens, 1952	172

BEST PUNT RETURN AVERAGE, Season

1. Pat McHugh, 1947, 10 returns	15.69
2. Steve Van Buren, 1944, 15	15.33
3. Damaris Johnson, 2012, 22	11.19
4. Dexter Wynn, 2004, 18	10.78
5. Don Stevens, 1952, 16	10.75
6. Jorrick Calvin, 2010, 12	10.42
7. Ken Keller, 1956, 15	9.73
8. Bosh Pritchard, 1942, 11	9.73
9. DeSean Jackson, 2008, 50	8.80
10. Allen Rossum, 1998, 22	8.50
11. Art Powell, 1959, 15	8.27

minimum 10 returns, since 1941

KICKOFF RETURNS

MOST KICKOFF RETURNS, Season

1. Quintin Demps, 2008	52
2. Herman Hunter, 1985	48
3. Duce Staley, 1997	47
4. Brandon Boykin, 2012	45
5. Allen Rossum, 1998	44
6. J.R. Reed, 2004	33
7. Jorrick Calvin, 2010	32
8. Billy Walik, 1970	32
9. Dion Lewis, 2011	31
10. Ted Dean, 1960	26
Al Nelson, 1965	26

MOST KICKOFF RETURN YARDS, Season

1. Quintin Demps, 2008	1,314
2. Duce Staley, 1997	1,139
3. Allen Rossum, 1998	1,080
4. Herman Hunter, 1985	1,047
5. Brandon Boykin, 2012	1,037
6. Billy Walik, 1970	805
7. J.R. Reed, 2004	761
8. Jorrick Calvin, 2010	692
9. Al Nelson, 1965	683
10. Dion Lewis, 2011	669

BEST KICKOFF RETURN AVG, Season

1. Josh Huff, 2014, 14 returns	29.64
2. Tommy McDonald, 1957, 11	27.64
3. Israel Lang, 1964, 13	27.08
4. Art Powell, 1959, 14	27.07
5. Don Stevens, 1952, 16	27.06
6. Wilbert Montgomery, 1977, 23	26.91
7. Al Nelson, 1965, 26	26.27
8. Quintin Demps, 2008, 52	25.27
9. Billy Walik, 1970, 32	25.16
10. Allen Rossum, 1998, 44	24.55

minimum 10 returns, since 1941

KICKING

MOST FIELD GOALS MADE, Season

1. Cody Parkey, 2014	32
2. Paul McFadden, 1984	30
3. Alex Henery, 2011	24
4. Tony Franklin, 1979	23
5. Mark Moseley, 1970	14

MOST FIELD GOAL ATTEMPTS, Season

1. Paul McFadden, 1984	37
2. Cody Parkey, 2014	36
3. Tony Franklin, 1979	31
4. Alex Henery, 2011	27
5. Mark Moseley, 1970	25

BEST FIELD GOAL PERCENTAGE, Season

1. Cody Parkey, 2014, 32-36	88.9
Alex Henery, 2011, 24-27	88.9
3. Paul McFadden, 1984, 30-37	81.1
4. Tony Franklin, 1979, 23-31	74.2
5. Mark Moseley, 1970, 14-25	56.0

MOST KICKING POINTS, Season

1. Cody Parkey, 2014	150
2. Alex Henery, 2011	118
3. Paul McFadden, 1984	116
4. Tony Franklin, 1979	105
5. Mark Moseley, 1970	67

PUNTING

MOST PUNTS, Season

1. John Teltschik, 1986	108
2. Tom Hutton, 1995	85
3. Merritt Kersey, 1974	82
4. Max Runager, 1979	74
Bill Bradley, 1969	74

MOST PUNTING YARDS, Season

1. John Teltschik, 1986	4,493
2. Tom Hutton, 1995	3,682
3. Sav Rocca, 2007	3,066
4. Merritt Kersey, 1974	2,959
5. Bill Bradley, 1969	2,942

BEST GROSS PUNTING AVERAGE, Season

1. Tom Hutton, 1995, 85	43.32
2. Chas Henry, 2011, 66	42.88
3. Sav Rocca, 2007, 73	42.00
4. John Teltschik, 1986, 108	41.60
5. Bill Bradley, 1969, 74	39.76

SUPERLATIVE PERFORMANCES BY ROOKIES



100-YARD RUSHING PERFORMANCES, ROOKIES

PLAYER (GAME)	DATE	YDS (ATT-LG-TD)
1. Bryce Brown vs. Panthers (L)	11/26/2012	178 (19-65t-2)
2. Bryce Brown at Cowboys (L)	12/2/2012	169 (24-39-2)
3. Correll Buckhalter vs. Cardinals (L)	10/7/2001	134 (21-37-0)
4. Steve Van Buren at Bk. Tigers (W)	11/5/1944	129 (12-70t-2)
5. Keith Byars vs. StL. Cardinals (T) OT	12/7/1986	127 (24-32-0)
6. Charlie Garner vs. Redskins (W)	10/9/1994	122 (28-12-0)
7. Don Johnson at Giants (L)	11/29/1953	121 (13-63t-1)
8. Ryan Moats vs. Giants (L) OT	12/11/2005	114 (11-40t-2)
9. Charlie Garner at 49ers (W)	10/2/1994	111 (16-28t-2)
10. Toy Ledbetter at Bal. Colts (W)	10/15/1950	107 (23-14-1)
11. Mike Hogan vs. Seahawks (W)	12/12/1976	104 (19-18-0)
Bosh Pritchard at Bk. Dodgers (W)	11/15/1942	104 (14-26-0)
13. Wilbert Montgomery vs. Jets (W)	12/18/1977	103 (22-27-2)
14. Mike Hogan vs. Redskins (L) OT	9/27/1976	100 (22-32-0)
Don Johnson vs. Bal.Colts (W)	11/15/1953	100 (11-66t-2)

100-YARD RECEIVING PERFORMANCES, ROOKIES

PLAYER (GAME)	DATE	YDS (REC. TD)
1. Don Looney at Redskins (L)	12/1/1940	180 (14, 0)
2. Hank Baskett vs. Falcons (W)	12/31/2006	177 (7, 1)
3. Jeremy Maclin at Cowboys (L)	1/9/2010 - NFC-WC	146 (7, 1)
4. Jeremy Maclin vs. Buccaneers (W)	10/11/2009	142 (6, 2)
Keith Jackson at Bears (L)	12/31/1988 - NFC-D	142 (7, 0)
6. Jordan Matthews vs. Panthers (W)	11/10/2014	138 (7, 2)
7. Don Looney at Cle. Rams (L)	9/22/1940	129 (8, 2)
8. Clyde Scott at Redskins (W)	11/13/1949	127 (4, 1)
9. Herman Hunter vs. LA Rams (W)	10/13/1985	120 (6, 1)
10. Fred Meyer at Redskins (L)	11/1/1942	119 (4, 0)
11. Bobby Walston at Giants (L)	10/21/1951	118 (6, 2)
12. Don Looney at Packers (L)	9/15/1940	115 (8, 1)
13. Fred Barnett vs. Vikings (W)	10/15/1990	114 (4, 1)
14. Charle Young (TE) at Cowboys (L)	11/18/1973	113 (4, 1)
15. Hank Baskett vs. Cowboys (W)	10/8/2006	112 (3, 1)
Fred Barnett at Bills (L)	12/2/1990	112 (2, 1)
Charle Young (TE) at 49ers (L)	12/2/1973	112 (6, 1)
18. DeSean Jackson at Cowboys (L)	9/15/2008	110 (6, 0)
19. Fred Barnett vs. Packers (W)	12/16/1990	108 (5, 0)
Charle Young (TE) vs. Patriots (W)	11/4/1973	108 (8, 2)
Pete Pihos vs. Packers (W)	12/14/1947	108 (4, 1)
22. Jordan Matthews at Packers (L)	11/16/2014	107 (5, 1)
23. DeSean Jackson vs. Rams (W)	9/7/2008	106 (6, 0)
24. Jordan Matthews at Giants (W)	12/28/2014	105 (8, 1)
25. Charle Young (TE) at Redskins (L)	12/16/1973	104 (5, 1)

LONGEST RUSHING TDs, ROOKIES

PLAYER (GAME)	YARDS
1. Herman Hunter (11/24/1985 at Cowboys)	74t
2. John Brewer (10/4/1952 vs. Giants)	71t
3. Steve Van Buren (11/5/1944 at Brooklyn Tigers)	70t
John Kusko (11/22/1936 vs. Bears)	70t
5. LeSean McCoy (11/1/2009 vs. Giants)	66t
Don Johnson (11/15/1953 vs. Baltimore Colts)	66t
7. Bryce Brown (12/26/2012 vs. Panthers)	65t
8. Don Johnson (11/29/1953 at Giants)	63t
9. Ryan Moats (12/18/2005 at Rams)	59t
10. Ken Keller (10/14/1956 at Steelers)	51t

LONGEST KICKOFF RETURNS, ROOKIES

PLAYER	DATE	YARDS
1. Josh Huff vs. Titans (W)	11/23/2014	107t
2. Quintin Demps at Ravens (L)	11/23/2008	100t
3. Wilbert Montgomery vs. Giants (W)	12/11/1977	99t
4. Steve Van Buren vs. Giants (T)	11/12/1944	97t
Bosh Pritchard at Redskins (L)	11/1/1942	97t
6. Art Powell vs. Giants (W)	10/4/1959	95
7. Andre Waters vs. Redskins (W)	11/18/1984	89t
8. Wendell Smallwood at Redskins (L)	10/16/2016	86t
9. Billy Walik at Packers (L)	10/25/1970	82
10. Jim Castiglia vs. Redskins (L)	10/19/1941	72

LONGEST PUNT RETURNS, ROOKIES

PLAYER	DATE	YARDS
1. Damaris Johnson at Cowboys (L)	12/2/2012	98t
2. Clyde Scott at Steelers (W)	10/30/1949	70t
3. Pat McHugh at Boston Yanks (L)	11/23/1947	69t
4. DeSean Jackson vs. Redskins (L)	10/5/2008	68t
5. Bob Shann vs. Lions (L)	12/19/1965	63t
6. Ernie Steele at NY Giants (L)	10/11/1942	62
7. DeSean Jackson vs. Rams (W)	9/7/2008	60
8. Art Powell vs. Steelers (W)	10/11/1959	58t
9. Don Stevens vs. Redskins (W)	11/9/1952	56t
10. Steve Van Buren vs. Boston Yanks (W)	10/22/1944	55t

TOP PASSING PERFORMANCES, ROOKIES

PLAYER (GAME)	YARDS
1. Nick Foles (12/9/2012 at Buccaneers)	381
2. Carson Wentz (11/6/2016 at Giants)	364
3. Nick Foles (12/23/2012 vs. Redskins)	345
4. Carson Wentz (12/11/2016 vs. Redskins)	314
5. Carson Wentz (12/4/2016 at Bengals)	308
6. Carson Wentz (9/25/2016 vs. Steelers)	301
7. Davey O'Brien (11/12/1939 vs. Packers)	289
8. Carson Wentz (9/11/2016 vs. Browns) - first start	278

PLAYER (GAME)	COMPLETIONS
1. Carson Wentz (12/4/2016 at Bengals)	36
2. Carson Wentz (12/11/2016 vs. Redskins)	32
Carson Wentz (10/30/2016 at Cowboys)	32
Nick Foles (12/23/2012 vs. Redskins)	32
Nick Foles (12/9/2012 at Buccaneers)	32

PLAYER (GAME)	TOUCHDOWNS
1. Donovan McNabb (1/2/2000 vs. StL. Rams)	3
Sonny Jurgensen (11/24/1957 vs. Redskins)	3

LONGEST RECEIVING TDs, ROOKIES

PLAYER (GAME)	YARDS
1. Fred Barnett (12/2/1990 at Bills)	95t
2. Hank Baskett (12/31/2006 vs. Falcons)	89t
3. Hank Baskett (10/8/2006 vs. Cowboys)	87t
4. Kenny Jackson (10/21/1984 vs. NY Giants)	83t
5. Charle Young (11/18/1973 at Cowboys)	80t
6. Mel Bleeker (10/22/1944 vs. Boston Yanks)	75t
7. Glen Young (11/6/1983 vs. Cowboys)	71t
8. Clyde Scott (11/13/1949 at Redskins)	70t

ALL-TIME 300-YARD PASSING PERFORMANCES



Date	Player/Opponent/Result	Att-Cmp-Yd-TD-INT			
12/11/16	Carson Wentz* vs. Redskins (L)	46-32-314-1-1	2/6/05	<u>Donovan McNabb vs. Patriots (L)</u>	51-30-357-3-3
12/4/16	Carson Wentz* at Bengals (L)	60-36-308-1-3	12/5/04	Donovan McNabb vs. Packers (W)	43-32-464-5-0
11/6/16	Carson Wentz* at Giants (W)	47-27-364-0-2	11/15/04	Donovan McNabb at Cowboys (W)	27-15-345-4-0
9/25/16	Carson Wentz* vs. Steelers (W)	31-23-301-2-0	10/24/04	Donovan McNabb at Browns (W) OT	43-28-376-4-1
1/3/16	Sam Bradford at Giants (W)	38-30-320-2-1	9/26/04	Donovan McNabb at Lions (W)	42-29-356-2-0
12/26/15	Sam Bradford vs. Redskins (L)	56-37-380-1-0	9/12/04	Donovan McNabb vs. Giants (W)	36-26-330-4-0
12/20/15	Sam Bradford vs. Cardinals (L)	41-28-361-2-2	11/16/03	Donovan McNabb vs. Giants (W)	30-24-314-2-0
10/11/15	Sam Bradford vs. Saints (W)	45-32-333-2-2	11/2/03	Donovan McNabb at Falcons (W)	33-21-312-1-0
9/14/15	Sam Bradford at Falcons (L)	52-36-336-1-2	9/9/01	Donovan McNabb vs. Rams (L)	48-32-312-2-1
12/20/14	Mark Sanchez at Redskins (L)	50-37-374-2-1	12/10/00	Donovan McNabb at Browns (W)	36-23-390-4-0
11/23/14	Mark Sanchez vs. Titans (W)	43-30-307-1-2	10/1/00	Donovan McNabb vs. Falcons (W)	44-30-311-2-1
11/16/14	Mark Sanchez at Packers (L)	44-26-346-2-2	11/30/97	Bobby Hoyer vs. Bengals (W)	42-26-313-4-1
11/10/14	Mark Sanchez vs. Panthers (W)	37-20-332-2-0	11/24/96	Ty Detmer at Cardinals (L)	38-21-322-0-1
10/26/14	Nick Foles at Cardinals (L)	62-36-411-2-2	11/10/96	Ty Detmer vs. Bills (L)	44-26-315-2-1
9/21/14	Nick Foles vs. Redskins (W)	41-27-325-3-0	10/27/96	Ty Detmer vs. Panthers (W)	38-23-342-1-1
9/15/14	Nick Foles at Colts (W)	37-21-331-1-1	12/24/94	Bubby Brister at Bengals (L)	37-26-325-1-0
9/7/14	Nick Foles vs. Jaguars (W)	45-27-322-2-1	12/4/94	R. Cunningham vs. Cowboys (L)	46-29-327-2-1
12/15/13	Nick Foles at Vikings (L)	48-30-428-3-1	10/24/94	R. Cunningham vs. Oilers (W)	24-13-310-2-1
11/3/13	Nick Foles at Raiders (W)	28-22-406-7-0	9/12/94	R. Cunningham vs. Bears (W)	36-24-311-3-0
9/15/13	Michael Vick vs. Chargers (L)	36-23-428-2-0	9/4/94	R. Cunningham at Giants (L)	39-20-344-2-0
12/23/12	Nick Foles* vs. Redskins (L)	48-32-345-1-1	1/3/94	Bubby Brister at 49ers (W) OT	43-26-350-3-1
12/9/12	Nick Foles* at Buccaneers (W)	51-32-381-2-0	9/19/93	R. Cunningham vs. Redskins (W)	39-25-360-3-2
10/14/12	Michael Vick vs. Lions (L)	46-28-311-2-2	12/13/92	R. Cunningham at Seahawks (W) OT	44-27-365-0-1
9/16/12	Michael Vick vs. Ravens (W)	32-23-371-1-2	11/10/91	Jim McMahon at Browns (W)	43-26-341-3-1
9/9/12	Michael Vick at Browns (W)	56-29-317-2-4	12/18/89	R. Cunningham at Saints (L)	39-19-306-2-2
1/1/12	Michael Vick vs. Redskins (W)	39-24-335-3-1	10/2/89	R. Cunningham at Bears (L)	62-32-401-1-4
11/27/11	Vince Young vs. Patriots (L)	48-26-400-1-1	9/17/89	R. Cunningham at Redskins (W)	46-34-447-5-1
10/9/11	Michael Vick at Bills (L)	40-26-315-2-4	12/31/88	<u>R. Cunningham at Bears (L)</u>	54-27-407-0-3
10/2/11	Michael Vick vs. 49ers (L)	46-30-416-2-1	11/6/88	R. Cunningham vs. Rams (W)	39-22-323-3-0
12/2/10	Michael Vick vs. Texans (W)	33-22-302-2-1	10/10/88	R. Cunningham vs. Giants (W)	41-31-369-3-0
11/28/10	Michael Vick at Bears (L)	44-29-333-2-1	11/29/87	R. Cunningham at Patriots (W) OT	31-18-314-2-1
11/15/10	Michael Vick at Redskins (W)	28-20-333-4-0	10/11/87	Scott Tinsley at Cowboys (L)	34-24-338-3-0
10/17/10	Kevin Kolb vs. Falcons (W)	29-23-326-3-1	12/15/85	Ron Jaworski at Chargers (L)	48-29-334-1-3
12/27/09	Donovan McNabb vs. Broncos (W)	35-20-322-3-1	12/1/85	Ron Jaworski vs. Vikings (L)	42-23-320-2-1
12/20/09	Donovan McNabb vs. 49ers (W)	36-21-306-1-2	11/3/85	Ron Jaworski at 49ers (L)	48-24-394-1-3
11/15/09	Donovan McNabb at Chargers (L)	55-35-450-2-1	10/20/85	Ron Jaworski vs. Cowboys (W)	35-22-380-1-0
9/27/09	Kevin Kolb vs. Chiefs (W)	34-24-327-2-0	12/16/84	Joe Pisarcik at Falcons (L)	46-24-334-1-0
9/20/09	Kevin Kolb vs. Saints (L)	51-31-391-2-3	10/28/84	Ron Jaworski vs. Cardinals (L)	38-22-340-2-3
1/18/09	<u>Donovan McNabb at Cardinals (L)</u>	47-28-375-3-1	11/27/83	Ron Jaworski at Redskins (L)	36-19-333-3-1
1/4/09	<u>Donovan McNabb at Vikings (W)</u>	34-23-300-1-1	9/11/83	Ron Jaworski vs. Redskins (L)	37-24-326-1-2
11/16/08	Donovan McNabb at Bengals (T) OT	58-28-339-1-3	9/19/82	Ron Jaworski at Browns (W)	41-25-334-2-1
11/2/08	Donovan McNabb at Seahawks (W)	43-28-349-2-1	9/12/82	Ron Jaworski vs. Redskins (L) OT	38-27-371-2-0
9/7/08	Donovan McNabb vs. Rams (W)	33-21-361-3-0	10/18/81	Ron Jaworski at Vikings (L)	44-29-330-2-2
12/30/07	Donovan McNabb vs. Bills (W)	41-29-345-1-1	12/21/80	Ron Jaworski at Cowboys (L)	30-18-331-1-0
11/25/07	A.J. Feeley at Patriots (L)	42-27-345-3-3	11/9/80	Ron Jaworski at Saints (W)	32-21-323-3-0
10/28/07	Donovan McNabb at Vikings (W)	36-23-333-1-0	12/16/73	Roman Gabriel at Redskins (L)	39-22-302-1-1
9/23/07	Donovan McNabb vs. Lions (W)	26-21-381-4-0	12/2/73	Roman Gabriel at 49ers (L)	55-28-322-2-1
12/31/06	A.J. Feeley vs. Falcons (W)	33-22-321-3-0	10/14/73	Roman Gabriel at Cardinals (W)	45-29-379-3-0
12/4/06	Jeff Garcia vs. Panthers (W)	39-21-312-3-0	9/19/71	Pete Liske at Bengals (L)	40-20-301-2-3
10/22/06	Donovan McNabb at Buccaneers (L)	35-22-302-3-3	9/28/69	Norm Snead vs. Steelers (W)	30-22-335-5-1
10/8/06	Donovan McNabb vs. Cowboys (W)	33-18-354-2-0	11/19/67	Norm Snead vs. Saints (W)	27-19-309-4-2
9/17/06	Donovan McNabb vs. Giants (L) OT	45-27-350-2-0	10/22/67	Norm Snead at Cardinals (L)	32-16-321-2-2
9/10/06	Donovan McNabb at Texans (W)	35-24-314-3-1	9/17/67	Norm Snead vs. Redskins (W)	27-18-301-2-0
11/6/05	Donovan McNabb at Redskins (L)	35-22-304-1-1	12/5/65	Norm Snead vs. Cowboys (L)	43-20-320-0-1
10/2/05	Donovan McNabb at Chiefs (W)	48-33-369-3-1	11/14/65	Norm Snead vs. Redskins (W)	28-21-311-0-1
9/25/05	Donovan McNabb vs. Raiders (W)	52-30-365-2-1	11/7/65	Norm Snead at Browns (L)	36-18-362-3-2
9/18/05	Donovan McNabb vs. 49ers (W)	29-23-342-5-0	10/17/65	King Hill at Giants (L)	41-23-321-3-4
			12/13/64	Norm Snead at Cardinals (L)	31-15-301-3-2

* - denotes rookie

Underline - denotes playoff game

ALL-TIME 300-YARD PASSING PERFORMANCES



<u>Date</u>	<u>Player/Opponent/Result</u>	<u>Att-Cmp-Yd-TD-INT</u>
10/1/61	Sonny Jurgensen vs. Cardinals (L)	36-24-399-3-2
11/16/58	Norm Van Brocklin vs. Cardinals(W)	29-19-318-2-1
10/1/55	Bobby Thomason vs. Redskins (L)	37-25-349-4-0
11/28/54	Adrian Burk vs. Redskins (W)	28-17-345-5-1
12/13/53	Bobby Thomason vs. Browns (W)	35-23-331-3-0
11/15/53	Bobby Thomason vs. Colts (W)	37-18-329-3-5
11/8/53	Bobby Thomason vs. Giants (W)	44-22-437-4-1
12/1/40	Davey O'Brien at Redskins (L)	60-33-316-1-0

* - denotes rookie

Underline - denotes playoff game

MOST 300-YARD PASSING GAMES, Career

1. Donovan McNabb	30
2. Randall Cunningham	13
3. Ron Jaworski	12
4. Michael Vick	10
Sonny Jurgensen	10

*includes playoff games

MOST 300-YARD PASSING GAMES, Season

1. Sam Bradford (2015)	5
Donovan McNabb (2004)	5
Sonny Jurgensen (1961)	5
4. Carson Wentz (2016) - rookie	4
Mark Sanchez (2014)	4
Nick Foles (2014)	4
Donovan McNabb (2006 and 2005)	4
Randall Cunningham (1994)	4
Ron Jaworski (1985)	4

*regular season only

CONSECUTIVE 300-YARD PASSING GAMES

1. Sam Bradford (2015)	3
Mark Sanchez (2014)	3
Nick Foles (2014)	3
Michael Vick (2011-12)	3
Donovan McNabb (2005)	3

MOST 400-YARD PASSING GAMES, Career

1. Nick Foles	3
Michael Vick	3
Randall Cunningham	3
Sonny Jurgensen	3
5. Donovan McNabb	2

*includes playoff games

MOST 400-YARD PASSING GAMES, Season

1. Nick Foles (2013)	2
Randall Cunningham (1989)	2
Sonny Jurgensen (1961)	2

*regular season only

100-100-300 PERFORMANCES IN SAME GAME

<u>Date</u>	<u>100-yd. Rusher (yards)</u>	<u>100-yd. Receiver (yards)</u>	<u>300-yd. Passer (yards)</u>
9/23/07 vs. Det.	Brian Westbrook (110)	Kevin Curtis (221), Brian Westbrook (111)	Donovan McNabb (381)
10/22/06 at TB	Brian Westbrook (101)	Brian Westbrook (113)	Donovan McNabb (302)
10/1/00 vs. Atl.	Brian Mitchell (105)	Torrance Small (122)	Donovan McNabb (311)
12/13/92 at Sea.	Herschel Walker (111)	Fred Barnett (161)	Randall Cunningham (365)
11/29/87 at NE	Anthony Toney (123)	Mike Quick (121)	Randall Cunningham (314)
11/7/65 at Cle.	Timmy Brown (186)	Pete Retzlaff (151)	Norm Snead (362)
11/25/62 vs. Dal.	Timmy Brown (107)	Pete Retzlaff (113), Tommy McDonald (108)	Sonny Jurgensen (342)
11/15/53 vs. Bal.	Don Johnson (100)	Pete Pihos (118), Bobby Walston (110)	Bobby Thomason (329)

ALL-TIME 100-YARD RUSHING PERFORMANCES



Date	Player/Opponent/Result	Att-Yds-LG-TD	Date	Player/Opponent/Result	Att-Yds-LG-TD
12/18/16	Ryan Mathews at Ravens (L)	20-128-19-1	10/26/03	Correll Buckhalter vs. Jets (W)	15-100-21-2
11/13/16	Ryan Mathews vs. Falcons (W)	19-109-21-2	12/8/02	Duce Staley at Seahawks (W)	21-100-21t-1
10/19/15	DeMarco Murray vs. Giants (W)	21-112-21-1	11/17/02	Duce Staley vs. Cardinals (W)	31-135-13-0
9/27/15	Ryan Mathews at Jets (W)	24-108-27-0	10/28/02	Duce Staley vs. Giants (W)	24-126-23-0
11/27/14	LeSean McCoy at Cowboys (W)	25-159-38t-1	10/28/02	Donovan McNabb vs. Giants (W)	8-107-40t-1
11/23/14	LeSean McCoy vs. Titans (W)	21-130-53-1	10/20/02	Duce Staley vs. Buccaneers (W)	24-152-57-0
11/2/14	LeSean McCoy at Texans (W)	24-117-26-0	10/6/02	Donovan McNabb at Jaguars (L)	12-100-26-1
10/12/14	LeSean McCoy vs. Giants (W)	22-149-28-0	11/18/01	Duce Staley at Cowboys (W)	26-102-18-0
12/29/13	LeSean McCoy at Cowboys (W)	27-131-20-0	11/11/01	Duce Staley vs. Vikings (W)	17-146-44t-1
12/22/13	LeSean McCoy vs. Bears (W)	18-133-19-2	10/7/01	Correll Buckhalter* vs. Cardinals (L)	21-134-37-0
12/22/13	Bryce Brown vs. Bears (W)	9-115-65t-1	11/26/00	Donovan McNabb at Redskins (W)	11-125-54-1
12/8/13	LeSean McCoy vs. Lions (W)	29-217-57t-2	10/1/00	Brian Mitchell vs. Falcons (W)	2-105-85t-1
11/10/13	LeSean McCoy at Packers (W)	25-155-30-0	9/3/00	Duce Staley at Cowboys (W)	26-201-60-1
10/13/13	LeSean McCoy at Buccaneers (W)	25-116-19-0	11/14/99	Duce Staley vs. Redskins (W)	28-122-20t-1
9/19/13	LeSean McCoy vs. Chiefs (L)	20-158-41t-1	11/7/99	Duce Staley at Panthers (L)	17-140-29-1
9/9/13	LeSean McCoy at Redskins (W)	31-184-34t-1	10/17/99	Duce Staley at Bears (W)	23-101-26-0
12/2/12	Bryce Brown* at Cowboys (L)	24-169-39-2	10/10/99	Duce Staley vs. Cowboys (W)	22-110-19-0
11/26/12	Bryce Brown* vs. Panthers (L) - first start	19-178-65t-2	9/12/99	Duce Staley vs. Cardinals (L)	21-111-24t-1
11/5/12	LeSean McCoy at Saints (L)	19-119-34-0	12/13/98	Duce Staley vs. Cardinals (L) OT	30-141-30t-1
9/30/12	LeSean McCoy vs. Giants (W)	23-123-34-0	11/8/98	Charlie Garner vs. Lions (W)	16-129-40-1
9/9/12	LeSean McCoy at Browns (W)	20-110-22-0	12/21/97	Charlie Garner at Redskins (L)	18-115-26-2
12/18/11	LeSean McCoy vs. Jets (W)	18-102-33t-3	10/5/97	Ricky Watters vs. Redskins (W)	31-104-13-2
11/20/11	LeSean McCoy at Giants (W)	23-113-60-0	9/15/97	Ricky Watters at Cowboys (L)	20-106-20-0
10/30/11	LeSean McCoy vs. Cowboys (W)	30-185-34-2	12/1/96	Ricky Watters vs. Giants (W)	29-104-11-0
10/16/11	LeSean McCoy at Redskins (W)	28-126-21-1	11/3/96	Ricky Watters at Cowboys (W)	24-116-17-1
9/25/11	LeSean McCoy vs. Giants (L)	24-128-21-1	10/20/96	Ricky Watters vs. Dolphins (W)	25-173-49t-1
9/11/11	LeSean McCoy at Rams (W)	15-122-49t-1	10/13/96	Ricky Watters at Giants (W)	27-110-11-0
12/19/10	Michael Vick (QB) at Giants (W)	10-130-35-1	9/22/96	Ricky Watters at Falcons (W)	26-121-56t-2
12/12/10	LeSean McCoy at Cowboys (W)	16-149-56-0	9/15/96	Ricky Watters vs. Lions (W)	27-153-52-1
11/21/10	LeSean McCoy vs. Giants (W)	14-111-50t-1	12/10/95	Ricky Watters vs. Cowboys (W)	33-112-15-1
11/15/10	Jerome Harrison at Redskins (W)	11-109-50t-1	11/26/95	Ricky Watters at Redskins (W)	25-124-25-2
9/19/10	LeSean McCoy at Lions (W)	16-120-46t-3	10/15/95	Ricky Watters at Giants (W)	30-122-14-1
9/12/10	Michael Vick (QB) vs. Packers (L)	11-103-31-0	10/8/95	Ricky Watters vs. Redskins (W) OT	25-139-24-0
12/7/08	Brian Westbrook at Giants (W)	33-131-30t-1	10/8/95	Charlie Garner vs. Redskins (W) OT	9-120-55t-3
11/27/08	Brian Westbrook vs. Cardinals (W)	22-110-17-2	10/9/94	Charlie Garner* vs. Redskins (W)	28-122-12-0
10/26/08	Brian Westbrook vs. Falcons (W)	22-167-39t-2	10/2/94	Charlie Garner* at 49ers (W)	16-111-28t-2
12/23/07	Brian Westbrook at Saints (W)	17-100-21-0	1/3/93	<u>Heath Sherman at Saints (W)</u>	21-105-16-1
12/9/07	Brian Westbrook vs. Giants (L)	20-116-21-0	12/27/92	Herschel Walker vs. Giants (W)	16-104-38-0
11/18/07	Brian Westbrook vs. Dolphins (W)	32-148-36-0	12/13/92	Herschel Walker at Seahawks (W) OT	23-111-18-1
11/11/07	Brian Westbrook at Redskins (W)	20-100-13-1	12/6/92	Randall Cunningham vs. Vikings (W)	12-121-30-2
10/14/07	Brian Westbrook at Jets (W)	20-120-22-0	11/22/92	Heath Sherman at Giants (W)	17-109-30t-1
9/30/07	Correll Buckhalter at Giants (L)	17-103-17-0	10/25/92	Herschel Walker vs. Cardinals (W)	20-112-36-0
9/23/07	Brian Westbrook vs. Lions (W)	14-110-25t-2	9/13/92	Herschel Walker at Cardinals (W)	28-115-20-0
1/13/07	<u>Brian Westbrook at Saints (L)</u>	13-116-62t-2	9/6/92	Herschel Walker vs. Saints (W)	26-112-32-0
1/7/07	<u>Brian Westbrook vs. Giants (W)</u>	20-141-49-1	11/12/90	Heath Sherman vs. Redskins (W)	35-124-22-0
12/25/06	Brian Westbrook at Cowboys (W)	26-122-16-0	11/4/90	Randall Cunningham vs. Patriots (W)	8-124-52t-1
11/26/06	Brian Westbrook at Colts (L)	20-124-21-1	11/4/90	Heath Sherman vs. Patriots (W)	24-113-17-0
11/19/06	Brian Westbrook vs. Titans (L)	22-102-27-0	9/23/90	Anthony Toney at Rams (W)	24-103-20-0
11/12/06	Brian Westbrook vs. Redskins (W)	22-113-21-0	12/27/87	Keith Byars vs. Bills (W)	23-102-22-0
10/22/06	Brian Westbrook at Buccaneers (L)	13-101-23-0	11/29/87	Anthony Toney at Patriots (W) OT	24-123-36-1
9/24/06	Brian Westbrook at 49ers (W)	8-117-71t-2	12/7/86	Keith Byars* vs. Cardinals (T) OT	24-127-32-0
12/11/05	Ryan Moats* vs. Giants (L) OT	11-114-40t-2	11/16/86	Randall Cunningham vs. Lions (L)	14-110-20-0
11/27/05	Brian Westbrook vs. Packers (W)	20-120-27t-1	12/22/85	Earnest Jackson at Vikings (W)	25-106-59-2
10/3/04	Brian Westbrook at Bears (W)	22-119-29-0	11/17/85	Earnest Jackson at Cardinals (W)	34-162-51t-1
9/12/04	Brian Westbrook vs. Giants (W)	17-119-50-0	10/13/85	Earnest Jackson vs. Cardinals (W)	27-103-13-0
1/11/04	<u>Donovan McNabb vs. Packers (W)</u>	11-107-41-0	12/9/84	Wilbert Montgomery vs. Patriots (W)	19-100-14-1
12/7/03	Correll Buckhalter vs. Cowboys (W)	13-115-64t-1	12/19/82	Wilbert Montgomery vs. Oilers (W)	17-147-90t-3
			12/20/81	Wilbert Montgomery vs. Cardinals (W)	13-108-41-1

* - denotes rookie

Underline - denotes playoff game

ALL-TIME 100-YARD RUSHING PERFORMANCES



Date	Player/Opponent/Result	Att-Yds-LG-TD		
10/25/81	Wilbert Montgomery vs. Buccaneers (W)	22-119-12-1	11/27/49	Steve Van Buren vs. Steelers (W) 27-205-41-0
9/17/81	Wilbert Montgomery at Bills (W)	27-125-15-0	11/20/49	Steve Van Buren vs. NY Bulldogs (W) 35-174-38-2
9/13/81	Wilbert Montgomery vs. Patriots (W)	18-137-41-0	10/30/49	Steve Van Buren at Steelers (W) 17-103-31-2
1/11/81	<u>Wilbert Montgomery vs. Cowboys (W)</u>	26-194-55-1	10/23/49	Bosh Pritchard vs. Redskins (W) 11-128-77-1
9/14/80	Wilbert Montgomery at Vikings (W)	20-169-72t-2	10/3/49	Steve Van Buren at Lions (W) 33-135-12-2
12/2/79	Wilbert Montgomery vs. Lions (W)	22-108-20-1	11/21/48	Steve Van Buren vs. Redskins (W) 29-171-21-1
11/25/79	Leroy Harris at Packers (W)	9-137-80-0	11/14/48	Steve Van Buren vs. Boston Yanks (W) 16-137-28-0
11/18/79	Wilbert Montgomery vs. Cardinals (W)	26-118-52-0	11/7/48	Steve Van Buren at Giants (W) 25-143-20-2
11/12/79	Wilbert Montgomery at Cowboys (W)	25-127-37t-1	10/31/48	Steve Van Buren at Steelers (W) 22-109-21-1
11/4/79	Wilbert Montgomery vs. Browns (L)	30-197-62t-1	11/2/47	Steve Van Buren at Redskins (W) 17-138-37-2
10/14/79	Wilbert Montgomery at Cardinals (W)	25-117-13-1	10/19/47	Steve Van Buren at Steelers (L) 21-133-45-0
10/7/79	Wilbert Montgomery vs. Redskins (W)	22-127-24-3	10/5/47	Steve Van Buren vs. Giants (W) 16-105-28-0
9/23/79	Wilbert Montgomery at Giants (W)	29-126-12-0	11/24/46	Steve Van Buren vs. Redskins (L) 25-130-58-0
12/17/78	Wilbert Montgomery vs. Giants (W)	25-130-47-2	12/9/45	Steve Van Buren vs. Boston Yanks (W) 22-100-29-3
12/17/78	Mike Hogan vs. Giants (W)	22-100-18-0	12/2/45	Steve Van Buren at Giants (L) 19-100-32-2
12/3/78	Wilbert Montgomery at Vikings (L)	24-115-36-1	11/18/45	Steve Van Buren vs. Steelers (W) 19-107-24-2
10/15/78	Wilbert Montgomery vs. Redskins (W)	25-125-24-1	11/11/45	Steve Van Buren vs. Giants (W) 19-129-28-2
10/1/78	Wilbert Montgomery at Colts (W)	25-144-14-1	11/5/44	Steve Van Buren* at Tigers (W) 12-129-70-2
9/24/78	Wilbert Montgomery vs. Dolphins (W)	25-111-12-0	11/28/43	Jack Hinkle at Redskins (W) 26-117-14-1
9/17/78	Wilbert Montgomery at Saints (W)	18-104-19-0	11/21/43	Jack Hinkle vs. Lions (W) 13-132-56-1
12/18/77	Wilbert Montgomery* vs. Jets (W)	22-103-27-2	11/15/42	Bosh Pritchard* at Dodgers (W) 14-104-26-0
10/9/77	Herb Lusk at Giants (W)	17-117-70-2	9/13/36	Swede Hanson vs. Giants (W) 15-107-NA-0
12/12/76	Tom Sullivan vs. Seahawks (W)	23-121-26-2	11/11/34	Swede Hanson vs. Dodgers (L) 17-118-NA-0
12/12/76	Mike Hogan* vs. Seahawks (W)	19-104-18-0	11/6/34	Swede Hanson vs. Reds (W) 18-190-NA-2
9/27/76	Mike Hogan* vs. Redskins (L) OT	22-100-32-0	9/16/34	Swede Hanson at Packers (L) 13-116-NA-1
11/25/73	Tom Sullivan vs. Giants (W)	32-156-27-1		
10/7/73	Tom Sullivan at Bills (L)	26-155-30-0		
10/7/73	Norm Bulaich at Bills (L)	13-104-20-0		
9/23/73	Tom Sullivan at Giants (T)	18-100-14-1		
12/21/69	Cyril Pinder at 49ers (L)	25-128-29-1		
12/7/69	Tom Woodeshick vs. Redskins (L)	20-102-21-0		
11/16/69	Tom Woodeshick vs. Rams (L)	25-130-21-1		
12/8/68	Tom Woodeshick vs. Saints (W)	18-122-30-1		
9/22/68	Tom Woodeshick vs. Giants (L)	15-129-54-1		
10/29/67	Tom Woodeshick vs. Cowboys (W)	20-101-26-1		
10/8/67	Tom Woodeshick at Falcons (W)	20-129-41-1		
12/18/66	Tom Woodeshick at Redskins (W)	27-105-21-2		
12/4/66	Jack Concannon vs. Steelers (W)	15-129-29-1		
10/23/66	Timmy Brown at Giants (W)	21-100-24-0		
9/18/66	Izzy Lang vs. Falcons (W)	16-114-39-1		
11/28/65	Timmy Brown at Cardinals (W)	18-180-43-1		
11/7/65	Timmy Brown at Browns (L)	16-186-54-1		
11/22/64	Earl Gros vs. Cardinals (L)	21-103-22-0		
11/15/64	Earl Gros at Cowboys (W)	16-118-47-0		
10/18/64	Ollie Matson at Giants (W)	19-100-54-2		
10/11/64	Timmy Brown at Redskins (L)	14-101-36-2		
10/4/64	Timmy Brown vs. Steelers (W)	16-116-33-0		
10/4/64	Earl Gros vs. Steelers (W)	19-129-47-0		
11/25/62	Timmy Brown vs. Cowboys (W)	17-107-22-2		
10/23/60	Clarence Peaks at Browns (W)	13-102-57-0		
11/1/59	Bill Barnes vs. Redskins (W)	13-163-61-1		
10/25/59	Bill Barnes at Cardinals (W)	23-111-22-2		
11/29/53	Don Johnson* at Giants (L)	13-121-63-1		
11/15/53	Don Johnson* vs. Colts (W)	11-100-66-2		
12/2/51	Frank Ziegler at Redskins (W)	20-136-28-0		
11/19/50	Frank Ziegler vs. Cardinals (L)	18-113-52-0		
11/12/50	Steve Van Buren at Redskins (W)	23-108-23-1		
10/15/50	Toy Ledbetter* at Colts (W)	23-107-14-1		
10/7/50	Frank Ziegler vs. Rams (W)	17-106-38-1		
12/18/49	<u>Steve Van Buren at Rams (W)</u>	31-196-49-0		

* - denotes rookie
Underline - denotes playoff game

MOST 100-YARD RUSHING GAMES, Career

1. Wilbert Montgomery..... 26
2. LeSean McCoy..... 23
3. Brian Westbrook..... 20
4. Steve Van Buren..... 19
5. Duce Staley..... 13

*includes playoff games

MOST 200-YARD RUSHING GAMES, Career

- 1t. LeSean McCoy, Duce Staley and Steve Van Buren .. 1

MOST 100-YARD RUSHING GAMES, Season

1. Wilbert Montgomery (1981)..... 8
2. LeSean McCoy (2013)..... 7
- Wilbert Montgomery (1979)..... 7
4. LeSean McCoy (2011)..... 6
- Brian Westbrook (2007)..... 6
- Brian Westbrook (2006)..... 6
- Ricky Watters (1996)..... 6
- Wilbert Montgomery (1978)..... 6

*regular season only

ALL-TIME 100-YARD RECEIVING PERFORMANCES



Date	Player/Opponent/Result	Yds (Rec, TD)			
12/11/16	Zach Ertz (TE) vs. Redskins (L)	112 (10, 0)	10/11/09	Jeremy Maclin* vs. Buccaneers (W)	142 (6, 2)
9/25/16	Darren Sproles (RB) vs. Steelers (W)	128 (6, 1)	9/27/09	DeSean Jackson vs. Chiefs (W)	149 (6, 1)
9/11/16	Jordan Matthews vs. Browns (W)	114 (7, 1)	9/27/09	Brent Celek (TE) vs. Chiefs (W)	104 (8, 1)
1/3/16	Zach Ertz (TE) at Giants (W)	152 (9, 0)	9/20/09	Brent Celek (TE) vs. Saints (L)	104 (8, 0)
12/26/15	Zach Ertz (TE) vs. Redskins (L)	122 (13, 0)	9/20/09	DeSean Jackson vs. Saints (L)	101 (4, 1)
12/26/15	Jordan Matthews vs. Redskins (L)	104 (6, 1)	1/18/09	<u>Kevin Curtis at Cardinals (L)</u>	122 (4, 0)
12/20/15	Jordan Matthews vs. Cardinals (L)	159 (8, 1)	12/15/08	Jason Avant vs. Browns (W)	101 (5, 0)
11/15/15	Brent Celek (TE) vs. Dolphins (L)	134 (4, 0)	11/2/08	Brent Celek (TE) at Seahawks (W)	131 (6, 0)
11/8/15	Jordan Matthews at Cowboys (W)	133 (9, 1)	9/15/08	DeSean Jackson* at Cowboys (L)	110 (6, 0)
9/14/15	Jordan Matthews at Falcons (L)	102 (10, 0)	9/7/08	Hank Baskett vs. Rams (W)	102 (2, 1)
12/28/14	Jordan Matthews* at Giants (W)	105 (8, 1)	9/7/08	DeSean Jackson* vs. Rams (W) - first start	106 (6, 0)
12/20/14	Zach Ertz (TE) at Redskins (L)	115 (15, 0)	9/7/08	Greg Lewis vs. Rams (W)	104 (5, 0)
11/27/14	Jeremy Maclin at Cowboys (W)	108 (8, 0)	12/2/07	Kevin Curtis vs. Seahawks (L)	111 (6, 1)
11/16/14	Jordan Matthews* at Packers (L)	107 (5, 1)	10/28/07	Reggie Brown at Vikings (W)	105 (8, 0)
11/10/14	Jordan Matthews* vs. Panthers (W)	138 (7, 2)	10/14/07	Kevin Curtis at Jets (W)	121 (5, 1)
11/10/14	Brent Celek (TE) vs. Panthers (W)	116 (5, 0)	9/23/07	Kevin Curtis vs. Lions (W)	221 (11, 3)
11/2/14	Jeremy Maclin at Texans (W)	158 (6, 2)	9/23/07	Brian Westbrook (RB) vs. Lions (W)	111 (5, 1)
10/26/14	Jeremy Maclin at Cardinals (L)	187 (12, 2)		Westbrook also 14-110-2TDs rushing	
9/21/14	Jeremy Maclin vs. Redskins (W)	154 (8, 1)	1/13/07	<u>Donté Stallworth at Saints (L)</u>	100 (3, 1)
9/15/14	Darren Sproles (RB) at Colts (W)	152 (7, 0)	12/31/06	Hank Baskett* vs. Falcons (W)	177 (7, 1)
12/15/13	DeSean Jackson at Vikings (L)	195 (10, 1)	12/4/06	Donté Stallworth vs. Panthers (W)	111 (4, 1)
11/10/13	Riley Cooper at Packers (W)	102 (3, 2)	11/12/06	Donté Stallworth vs. Redskins (W)	139 (6, 1)
11/3/13	DeSean Jackson at Raiders (W)	150 (5, 1)	10/22/06	Brian Westbrook (RB) at Bucs (L)	113 (7, 1)
11/3/13	Riley Cooper at Raiders (W)	139 (5, 3)		Westbrook also 13-101-0TDs rushing	
10/13/13	Riley Cooper at Buccaneers (W)	120 (4, 1)	10/15/06	Reggie Brown at Saints (W)	121 (6, 1)
10/6/13	DeSean Jackson at Giants (W)	132 (7, 1)	10/8/06	Hank Baskett* vs. Cowboys (W)	112 (3, 1)
9/15/13	DeSean Jackson vs. Chargers (L)	193 (9, 1)	9/24/06	Reggie Brown at 49ers (W)	106 (5, 0)
9/15/13	LeSean McCoy (RB) vs. Chargers (L)	114 (5, 0)	9/17/06	L.J. Smith (TE) vs. Giants (L) OT	111 (7, 0)
9/9/13	DeSean Jackson at Redskins (W)	104 (7, 1)	9/10/06	Donté Stallworth at Texans (W)	141 (6, 1)
12/23/12	Jeremy Maclin vs. Redskins (L)	116 (8, 1)	10/30/05	Terrell Owens at Broncos (L)	154 (3, 1)
12/9/12	Jason Avant at Buccaneers (W)	133 (7, 0)	10/2/05	Terrell Owens at Chiefs (W)	171 (11, 1)
12/9/12	Jeremy Maclin at Buccaneers (W)	104 (9, 1)	9/25/05	Brian Westbrook (RB) vs. Raiders (W)	140 (6, 1)
11/5/12	DeSean Jackson at Saints (L)	100 (3, 1)	9/18/05	L.J. Smith (TE) vs. 49ers (W)	119 (9, 1)
10/14/12	Jeremy Maclin vs. Lions (L)	130 (6, 1)	9/18/05	Terrell Owens vs. 49ers (W)	143 (5, 2)
9/16/12	Brent Celek (TE) vs. Ravens (W)	157 (8, 0)	9/12/05	Terrell Owens at Falcons (L)	112 (7, 0)
9/16/12	DeSean Jackson vs. Ravens (W)	114 (7, 0)	2/6/05	<u>Terrell Owens vs. Patriots (L)</u>	122 (9, 0)
1/1/12	Jeremy Maclin vs. Redskins (W)	105 (8, 0)	12/5/04	Terrell Owens vs. Packers (W)	161 (8, 1)
12/18/11	Brent Celek (TE) vs. Jets (W)	156 (5, 1)	12/5/04	Brian Westbrook (RB) vs. Packers (W)	156 (11, 3)
11/27/11	Jason Avant vs. Patriots (L)	110 (8, 1)	11/21/04	Todd Pinkston vs. Redskins (W)	106 (5, 0)
10/16/11	Jeremy Maclin at Redskins (W)	101 (5, 0)	11/15/04	Terrell Owens at Cowboys (W)	134 (6, 3)
10/9/11	Jason Avant at Bills (L)	139 (9, 0)	10/31/04	Terrell Owens vs. Ravens (W)	101 (8, 1)
10/2/11	DeSean Jackson vs. 49ers (L)	171 (6, 0)	10/24/04	Terrell Owens at Browns (W) OT	109 (4, 2)
9/18/11	Jeremy Maclin at Falcons (L)	171 (13, 2)	10/24/04	Todd Pinkston at Browns (W) OT	100 (6, 0)
9/11/11	DeSean Jackson at Rams (W)	102 (6, 1)	10/17/04	Terrell Owens vs. Panthers (W)	123 (4, 0)
12/12/10	DeSean Jackson at Cowboys (W)	210 (4, 1)	10/3/04	Terrell Owens at Bears (W)	110 (8, 1)
11/21/10	Jeremy Maclin vs. Giants (W)	120 (9, 0)	9/26/04	Terrell Owens at Lions (W)	107 (6, 1)
11/7/10	DeSean Jackson vs. Colts (W)	109 (7, 1)	12/21/03	Todd Pinkston vs. 49ers (L) OT	121 (5, 1)
10/17/10	Jeremy Maclin vs. Falcons (W)	159 (7, 2)	9/22/02	Antonio Freeman vs. Cowboys (W)	118 (6, 1)
10/3/10	LeSean McCoy (RB) vs. Redskins (L)	110 (12, 0)	9/16/02	James Thrash at Redskins (W)	107 (6, 1)
9/26/10	DeSean Jackson at Jaguars (W)	153 (5, 1)	12/30/01	James Thrash vs. Giants (W)	143 (7, 1)
9/19/10	DeSean Jackson at Lions (W)	135 (4, 1)	12/22/01	Duce Staley (RB) at 49ers (L)	103 (9, 0)
1/9/10	<u>Jeremy Maclin* at Cowboys (L)</u>	146 (7, 1)	9/23/01	James Thrash at Seahawks (W)	165 (10, 2)
12/27/09	Brent Celek (TE) vs. Broncos (W)	121 (4, 1)	12/10/00	Chad Lewis (TE) at Browns (W)	100 (5, 0)
12/20/09	DeSean Jackson vs. 49ers (W)	140 (6, 1)	10/1/00	Torrance Small vs. Falcons (W)	122 (4, 1)
12/13/09	DeSean Jackson at Giants (W)	178 (6, 1)	10/31/99	Torrance Small vs. Giants (L) OT	119 (4, 1)
11/22/09	DeSean Jackson at Bears (W)	107 (8, 1)	11/30/97	Irving Fryar vs. Bengals (W)	122 (7, 0)
11/15/09	Jason Avant at Chargers (L)	156 (8, 0)	11/23/97	Irving Fryar vs. Steelers (W)	116 (7, 1)
			11/10/97	Irving Fryar vs. 49ers (L)	138 (9, 0)

* - denotes rookie

Underline - denotes playoff game

ALL-TIME 100-YARD RECEIVING PERFORMANCES



Date	Player/Opponent/Result	Yds (Rec, TD)			
12/30/95	<u>Fred Barnett vs. Lions (W)</u>	109 (8, 1)	9/2/84	Mike Quick at Giants (L)	147 (8, 1)
12/17/95	Calvin Williams vs. Cardinals (W)	105 (7, 1)	12/18/83	Harold Carmichael at Cardinals (L)	102 (5, 0)
11/12/95	Fred Barnett vs. Broncos (W)	105 (7, 0)	11/27/83	Melvin Hoover at Redskins (L)	128 (4, 0)
12/24/94	Calvin Williams at Bengals (L)	122 (6, 0)	11/27/83	Mike Quick at Redskins (L)	104 (5, 2)
11/6/94	Fred Barnett vs. Cardinals (W)	173 (11, 2)	11/6/83	Mike Quick vs. Cowboys (L)	120 (7, 1)
10/24/94	Fred Barnett vs. Oilers (W)	187 (5, 1)	10/2/83	Mike Quick at Falcons (W)	122 (4, 1)
10/2/94	Calvin Williams at 49ers (W)	122 (9, 0)	9/25/83	Mike Quick vs. Cardinals (L)	133 (6, 0)
9/12/94	Fred Barnett vs. Bears (W)	102 (8, 0)	9/18/83	Mike Quick at Broncos (W)	152 (6, 1)
1/3/94	James Joseph (RB) at 49ers (W) OT	109 (6, 0)	9/11/83	Mike Quick vs. Redskins (L)	106 (4, 1)
12/19/93	Calvin Williams at Colts (W)	105 (6, 1)	9/11/83	Harold Carmichael vs. Redskins (L)	108 (9, 0)
12/12/93	Herschel Walker (RB) vs. Bills (L)	109 (11, 0)	11/28/82	Harold Carmichael at Redskins (L)	109 (6, 1)
11/28/93	Herschel Walker (RB) at Redskins (W)	103 (10, 0)	9/19/82	Harold Carmichael at Browns (W)	100 (6, 0)
9/19/93	Calvin Williams vs. Redskins (W)	181 (8, 3)	11/8/81	Harold Carmichael at Cardinals (W)	103 (5, 2)
1/3/93	<u>Fred Barnett at Saints (W)</u>	102 (4, 2)	11/1/81	Harold Carmichael vs. Cowboys (L)	151 (5, 1)
12/13/92	Fred Barnett at Seahawks (W) OT	161 (9, 0)	10/18/81	Harold Carmichael at Vikings (L)	109 (8, 1)
9/20/92	Fred Barnett vs. Broncos (W)	102 (5, 1)	10/18/81	Wilbert Montgomery (RB) at Vikings (L)	143 (10, 1)
9/20/92	Calvin Williams vs. Broncos (W)	108 (5, 2)	12/14/80	Charles Smith vs. Cardinals (W)	134 (7, 0)
9/13/92	Fred Barnett at Cardinals (W)	193 (8, 2)	11/9/80	Charles Smith at Saints (W)	137 (9, 0)
11/17/91	Fred Barnett vs. Bengals (W)	108 (6, 0)	11/2/80	Charles Smith at Seahawks (W)	109 (5, 1)
11/10/91	Fred Barnett at Browns (W)	146 (8, 1)	9/28/80	Harold Carmichael at Cardinals (L)	108 (5, 0)
9/22/91	Roy Green vs. Steelers (W)	114 (6, 0)	9/7/80	Harold Carmichael vs. Broncos (W)	135 (3, 1)
9/15/91	Fred Barnett at Cowboys (W)	111 (7, 1)	12/23/79	<u>Harold Carmichael vs. Bears (W)</u>	111 (6, 2)
9/1/91	Keith Byars (RB) at Packers (W)	111 (8, 1)	9/10/79	Harold Carmichael vs. Falcons (L)	127 (9, 0)
1/5/91	<u>Keith Jackson (TE) vs. Redskins (L)</u>	116 (5, 0)	12/24/78	<u>Charlie Smith at Falcons (L)</u>	108 (7, 0)
12/16/90	Fred Barnett* vs. Packers (W)	108 (5, 0)	12/3/78	Harold Carmichael at Vikings (L)	115 (4, 2)
12/2/90	Fred Barnett* at Bills (L)	112 (2, 1)	11/19/78	Harold Carmichael at Giants (W)	105 (5, 0)
11/25/90	Keith Byars (RB) vs. Giants (W)	128 (8, 0)	10/29/78	Harold Carmichael vs. Cardinals (L)	126 (7, 1)
10/15/90	Fred Barnett* vs. Vikings (W)	114 (4, 1)	10/22/78	Keith Krepfle (TE) at Cowboys (L)	100 (4, 1)
9/30/90	Keith Byars (RB) vs. Colts (L)	133 (12, 0)	10/30/77	Harold Carmichael at Redskins (L)	116 (4, 1)
12/18/89	Keith Byars (RB) at Saints (L)	109 (6, 0)	11/9/75	Charles Smith vs. Cardinals (L)	102 (7, 0)
10/2/89	Cris Carter at Bears (L)	113 (8, 0)	12/8/74	Charle Young (TE) at Giants (W)	103 (9, 1)
9/17/89	Keith Byars (RB) at Redskins (W)	130 (8, 0)	11/17/74	Charle Young (TE) vs. Cardinals (L)	101 (7, 0)
9/17/89	Keith Jackson (TE) at Redskins (W)	126 (12, 3)	12/16/73	Harold Carmichael at Redskins (L)	111 (4, 0)
9/10/89	Mike Quick vs. Seahawks (W)	140 (6, 1)	12/16/73	Charle Young* (TE) at Redskins (L)	104 (5, 1)
12/31/88	<u>Keith Byars (RB) at Bears (L)</u>	103 (9, 0)	12/9/73	Harold Carmichael vs. Jets (W)	146 (5, 1)
12/31/88	<u>Keith Jackson* (TE) at Bears (L)</u>	142 (7, 0)	12/2/73	Charle Young* (TE) at 49ers (L)	112 (6, 1)
10/10/88	Cris Carter vs. Giants (W)	162 (5, 1)	11/18/73	Charle Young* (TE) at Cowboys (L)	113 (4, 1)
9/18/88	Mike Quick at Redskins (L)	105 (4, 1)	11/11/73	Harold Carmichael vs. Falcons (L)	105 (6, 1)
12/20/87	Mike Quick at Jets (W)	148 (6, 2)	11/4/73	Charle Young* (TE) vs. Patriots (W)	108 (8, 2)
11/29/87	Mike Quick at Patriots (W) OT	121 (5, 2)	10/14/73	Harold Carmichael at Cardinals (W)	187 (12, 2)
10/18/87	Otis Grant at Packers (L) OT	135 (7, 0)	9/30/73	Norm Bulaich vs. Redskins (L)	109 (6, 1)
10/11/87	Kevin Bowman at Cowboys (L)	123 (5, 1)	9/23/73	Harold Carmichael at Giants (T)	103 (5, 1)
12/7/86	Mike Quick vs. Cardinals (T) OT	127 (5, 0)	12/17/72	Harold Carmichael at Cardinals (L)	100 (5, 1)
11/30/86	Mike Quick at Raiders (W) OT	145 (8, 3)	11/26/72	Harold Jackson at Giants (L)	152 (5, 1)
9/21/86	Kenny Jackson vs. Broncos (L)	127 (5, 1)	10/2/72	Harold Jackson vs. Giants (L)	138 (9, 0)
12/1/85	Mike Quick vs. Vikings (L)	127 (8, 1)	9/24/72	Harold Jackson vs. Browns (L)	131 (7, 1)
11/10/85	Mike Quick vs. Falcons (W)	145 (3, 1)	9/17/72	Harold Jackson at Cowboys (L)	161 (9, 0)
11/3/85	Mike Quick at 49ers (L)	146 (6, 1)	12/19/71	Harold Jackson at Giants (W)	145 (7, 1)
10/27/85	Mike Quick vs. Bills (W)	117 (8, 1)	12/12/71	Harold Jackson vs. Cardinals (W)	109 (4, 1)
10/20/85	Kenny Jackson vs. Cowboys (W)	134 (6, 1)	11/28/71	Ben Hawkins vs. Redskins (L)	126 (7, 0)
10/13/85	Herman Hunter* (RB) vs. Cardinals (W)	120 (6, 1)	11/21/71	Harold Jackson at Cardinals (W)	117 (8, 1)
10/6/85	John Spagnola (TE) at Saints (L)	124 (12, 2)	9/19/71	Ben Hawkins at Bengals (L)	118 (7, 2)
12/16/84	Mike Quick at Falcons (L)	135 (7, 1)	11/1/70	Ben Hawkins at Cowboys (L)	105 (2, 1)
12/2/84	John Spagnola (TE) vs. Cowboys (L)	114 (11, 0)	10/11/70	Harold Jackson at Giants (L)	194 (7, 2)
11/25/84	Mike Quick at Cardinals (L)	107 (8, 1)	12/7/69	Ben Hawkins vs. Redskins (L)	112 (4, 0)
11/4/84	Mike Quick at Lions (T) OT	110 (5, 1)	11/30/69	Gary Ballman at Saints (L)	119 (4, 1)
10/28/84	Mike Quick vs. Cardinals (L)	170 (6, 1)	11/23/69	Harold Jackson at Cardinals (W)	127 (8, 0)
			11/9/69	Harold Jackson at Redskins (T)	112 (8, 0)

* - denotes rookie

Underline - denotes playoff game

ALL-TIME 100-YARD RECEIVING PERFORMANCES



<u>Date</u>	<u>Player/Opponent/Result</u>	<u>Yds (Rec, TD)</u>			
10/26/69	Harold Jackson vs. Saints (W)	105 (6, 0)	10/1/61	Tommy McDonald vs. Cardinals (L)	187 (11, 0)
10/19/69	Harold Jackson at Cowboys (L)	107 (3, 1)	10/1/61	Bobby Walston vs. Cardinals (L)	127 (2, 0)
10/13/69	Harold Jackson at Colts (L)	138 (8, 1)	12/18/60	Tommy McDonald at Redskins (W)	116 (2, 2)
10/5/69	Gary Ballman vs. Cowboys (L)	108 (5, 0)	12/18/60	Timmy Brown (RB) at Redskins (W)	128 (5, 1)
9/28/69	Ben Hawkins vs. Steelers (W)	145 (7, 4)	12/18/60	Pete Retzlaff at Redskins (W)	110 (5, 1)
11/10/68	Fred Hill (TE) vs. Redskins (L)	114 (9, 0)	12/11/60	Timmy Brown (RB) at Steelers (L)	112 (3, 1)
10/27/68	Ben Hawkins at Steelers (L)	108 (7, 0)	12/4/60	Pete Retzlaff at Cardinals (W)	123 (5, 1)
10/6/68	Ben Hawkins at Redskins (L)	105 (6, 1)	11/20/60	Bobby Walston at Giants (W)	119 (6, 0)
9/29/68	Ben Hawkins vs. Cowboys (L)	103 (6, 0)	11/6/60	Tommy McDonald vs. Steelers (W)	141 (8, 3)
12/3/67	Ben Hawkins at Redskins (T)	151 (5, 2)	10/9/60	Pete Retzlaff vs. Cardinals (W)	132 (7, 2)
10/22/67	Ben Hawkins at Cardinals (L)	197 (6, 1)	12/6/59	Tommy McDonald at Redskins (W)	153 (9, 3)
10/15/67	Ben Hawkins vs. 49ers (L)	150 (6, 1)	11/15/59	Pete Retzlaff vs. Cardinals (W)	137 (5, 1)
10/1/67	Ben Hawkins vs. Steelers (W)	187 (8, 2)	10/25/59	Tommy McDonald at Cardinals (W)	122 (3, 2)
9/17/67	Gary Ballman vs. Redskins (W)	105 (4, 2)	10/4/59	Tommy McDonald vs. Giants (W)	133 (6, 3)
9/17/67	Ben Hawkins vs. Redskins (W)	100 (5, 0)	12/14/58	Tommy McDonald at Redskins (L)	148 (4, 0)
9/25/66	Pete Retzlaff (TE) vs. Giants (W)	120 (5, 1)	11/16/58	Bill Barnes (RB) vs. Cardinals (W)	109 (7, 0)
12/5/65	Ray Poage vs. Cowboys (L)	142 (5, 1)	10/26/58	Pete Retzlaff at Packers (L)	121 (6, 0)
12/5/65	Pete Retzlaff (TE) vs. Cowboys (L)	118 (6, 0)	10/14/56	Bobby Walston at Steelers (W)	108 (4, 1)
11/28/65	Pete Retzlaff (TE) at Cardinals (W)	148 (9, 3)	9/30/56	Bobby Walston at Rams (L)	115 (5, 0)
11/14/65	Pete Retzlaff (TE) vs. Redskins (W)	204 (7, 0)	12/11/55	Pete Pihos at Bears (L)	114 (11, 0)
11/7/65	Pete Retzlaff (TE) at Browns (L)	151 (7, 3)	12/4/55	Pete Pihos vs. Cardinals (W)	127 (10, 1)
10/17/65	Pete Retzlaff (TE) at Giants (L)	133 (6, 1)	11/27/55	Pete Pihos vs. Rams (L)	103 (6, 1)
9/26/65	Timmy Brown (RB) vs. Giants (L)	106 (8, 0)	11/13/55	Bill Stribling vs. Browns (W)	123 (6, 2)
9/19/65	Timmy Brown (RB) vs. Cardinals (W)	129 (7, 1)	11/6/55	Pete Pihos at Redskins (L)	119 (8, 1)
12/13/64	Pete Retzlaff (TE) at Cardinals (L)	106 (6, 1)	12/12/54	Pete Pihos vs. Giants (W)	119 (8, 1)
11/29/64	Pete Retzlaff (TE) at Browns (L)	100 (5, 1)	11/28/54	Jerry Williams (RB) vs. Redskins (W)	163 (6, 1)
11/8/64	Pete Retzlaff (TE) at Rams (L)	105 (6, 0)	11/7/54	Dom Moselle (RB) vs. Cardinals (W)	100 (7, 1)
10/25/64	Bill Mack at Steelers (W)	104 (3, 1)	10/23/54	Pete Pihos at Steelers (L)	111 (7, 1)
10/4/64	Timmy Brown (RB) vs. Steelers (W)	110 (2, 2)	10/17/54	Pete Pihos at Redskins (W)	132 (9, 3)
	Brown also 16-116-OTDs rushing		10/3/54	Jerry Williams (RB) at Cardinals (W)	166 (5, 1)
9/20/64	Pete Retzlaff (TE) vs. 49ers (L)	121 (8, 1)	10/3/54	Bobby Walston at Cardinals (W)	110 (5, 3)
9/13/64	Pete Retzlaff (TE) vs. Giants (W)	139 (6, 1)	11/21/53	Pete Pihos vs. Cardinals (W)	113 (7, 0)
10/13/63	Tommy McDonald at Redskins (W)	139 (8, 2)	11/15/53	Pete Pihos vs. Colts (W)	118 (7, 1)
10/6/63	Pete Retzlaff (TE) vs. Cowboys (W)	107 (4, 0)	11/15/53	Bobby Walston vs. Colts (W)	110 (7, 0)
9/15/63	Tommy McDonald vs. Steelers (T)	179 (7, 2)	11/8/53	Bobby Walston vs. Giants (W)	176 (8, 2)
12/16/62	Tommy McDonald at Cardinals (L)	162 (4, 3)	11/8/53	Pete Pihos vs. Giants (W)	145 (7, 2)
12/16/62	Timmy Brown (RB) at Cardinals (L)	199 (5, 2)	10/25/53	Pete Pihos at Cardinals (W)	156 (8, 1)
12/9/62	Pete Retzlaff (TE) vs. Steelers (L)	122 (7, 2)	10/10/53	Bobby Walston at Browns (L)	110 (4, 0)
12/2/62	Pete Retzlaff (TE) at Redskins (W)	135 (8, 1)	12/7/52	Bud Grant vs. Dallas Texans (W)	203 (11, 2)
11/25/62	Tommy McDonald vs. Cowboys (W)	108 (3, 1)	11/30/52	Bud Grant at Cardinals (L)	186 (8, 1)
11/25/62	Pete Retzlaff (TE) vs. Cowboys (W)	113 (4, 0)	11/23/52	Bobby Walston at Browns (W)	121 (4, 1)
10/28/62	Timmy Brown (RB) at Vikings (L)	174 (5, 1)	10/12/52	Bud Grant vs. Steelers (W)	111 (5, 1)
10/21/62	Howard Cassady vs. Redskins (L)	133 (8, 2)	9/28/52	Bud Grant at Steelers (W)	135 (4, 1)
10/14/62	Tommy McDonald at Cowboys (L)	131 (7, 0)	10/21/51	Bobby Walston* at Giants (L)	118 (6, 2)
9/30/62	Tommy McDonald vs. Browns (W)	140 (6, 1)	10/22/50	Jack Ferrante at Steelers (W)	118 (5, 0)
9/23/62	Timmy Brown (RB) vs. Giants (L)	160 (9, 1)	10/15/50	Jack Ferrante at Colts (W)	103 (6, 0)
9/16/62	Pete Retzlaff (TE) vs. Cardinals (L)	126 (4, 0)	10/7/50	Jack Ferrante vs. Rams (W)	101 (4, 2)
12/17/61	Pete Retzlaff at Lions (W)	105 (9, 1)	11/13/49	Clyde Scott* (RB) at Redskins (W)	127 (4, 1)
12/10/61	Tommy McDonald vs. Giants (L)	237 (7, 2)	12/12/48	Jack Ferrante vs. Lions (W)	184 (7, 3)
11/26/61	Tommy McDonald vs. Cowboys (W)	131 (5, 3)	11/28/48	Pete Pihos vs. Steelers (W)	112 (7, 1)
11/5/61	Tommy McDonald vs. Bears (W)	109 (6, 1)	11/7/48	Pete Pihos at Giants (W)	128 (5, 2)
10/29/61	Tommy McDonald at Redskins (W)	141 (7, 1)	12/14/47	Pete Pihos* vs. Packers (W)	108 (4, 1)
10/29/61	Pete Retzlaff at Redskins (W)	125 (7, 2)	11/11/45	Jack Ferrante vs. Giants (W)	135 (5, 2)
			10/28/45	Jack Ferrante vs. Browns (W)	101 (5, 1)

* - denotes rookie

Underline - denotes playoff game

ALL-TIME 100-YARD RECEIVING PERFORMANCES



<u>Date</u>	<u>Player/Opponent/Result</u>	<u>Yds (Rec, TD)</u>
12/5/43	Tony Bova vs. Packers (L)	106 (3, 2)
11/1/42	Fred Meyer* at Redskins (L)	119 (4, 0)
12/1/40	Don Looney* at Redskins (L)	180 (14, 0)
10/26/40	Lester McDonald vs. Brook. Dodg. (L)	102 (6, 0)
9/22/40	Don Looney* at Rams (L)	129 (8, 2)
9/15/40	Don Looney* at Packers (L)	115 (8, 1)
11/19/39	Herschel Ramsey at Bears (L)	131 (8, 1)
9/11/38	Joe Carter vs. Redskins (L)	116 (6, 2)
11/14/37	Joe Carter at Packers (L)	139 (6, 1)

* - denotes rookie

Underline - denotes playoff game

MOST 100-YARD RECEIVING GAMES, Career

1.	Pete Retzlaff	23
2.	Harold Carmichael	21
	Mike Quick	21
4.	DeSean Jackson	20
5.	Tommy McDonald	17
6.	Fred Barnett	15
7.	Jeremy Maclin	14
	Pete Pihos	14
9.	Ben Hawkins	13
	Harold Jackson	13

*includes playoff games

MOST 150-YARD RECEIVING GAMES, Career

1.	DeSean Jackson	7
2.	Jeremy Maclin	5
	Tommy McDonald	5
4.	Ben Hawkins	4
	Fred Barnett	4

MOST 200-YARD RECEIVING GAMES, Career

1.	DeSean Jackson	1
	Kevin Curtis	1
	Pete Retzlaff	1
	Tommy McDonald	1
	Bud Grant	1

MOST 100-YARD RECEIVING GAMES, Season

1.	Terrell Owens (2004)	7
2.	Irving Fryar (1997)	6
	Mike Quick (1983)	6
4.	(nine times) last by DeSean Jackson (2013)	5

*regular season only

CONSECUTIVE 100-YD RECEIVING GAMES

<u>PLAYER (YEAR)</u>	<u>GAMES</u>
1. Terrell Owens (2004)	5
Harold Jackson (last 2 in 1971, first 3 in 1972)	5
3. Mike Quick (1983)	4
4. (seven times) last by Irving Fryar (1996)	3

ALL-TIME MULTI-SACK PERFORMANCES



Date	Player/Opponent/Result	Sacks	Date	Player/Opponent/Result	Sacks
12/11/16	Fletcher Cox vs. Redskins (L)	1.5	11/19/06	Trent Cole vs. Titans (L)	1.5
9/25/16	Fletcher Cox vs. Steelers (W)	2.0	10/8/06	Darwin Walker vs. Cowboys (W)	3.0
12/26/15	Fletcher Cox vs. Redskins (L)	2.0	10/8/06	Darren Howard vs. Cowboys (W)	2.0
12/6/15	Brandon Graham at Patriots (W)	2.0	9/17/06	Jevon Kearse vs. Giants (L)	2.5
12/6/15	Connor Barwin at Patriots (W)	2.0	9/17/06	Trent Cole vs. Giants (L)	2.0
11/26/15	Vinny Curry at Lions (L)	2.0	9/17/06	Mike Patterson vs. Giants (L)	1.5
11/8/15	Brandon Graham at Cowboys (W)	2.0	9/10/06	Trent Cole at Texans (W)	2.0
10/11/15	Fletcher Cox vs. Saints (W)	3.0	11/20/05	Jevon Kearse at Giants (L)	2.5
11/23/14	Connor Barwin vs. Titans (W)	2.0	11/20/05	Trent Cole* at Giants (L)	2.0
11/23/14	Trent Cole vs. Titans (W)	2.0	11/14/05	Trent Cole* vs. Cowboys (L)	2.0
11/10/14	Brandon Graham vs. Panthers (W)	1.5	9/12/05	Brian Dawkins at Falcons (L)	1.5
11/10/14	Connor Barwin vs. Panthers (W)	3.5	9/12/05	Darwin Walker at Falcons (L)	1.5
10/12/14	Vinny Curry vs. Giants (W)	2.0	1/23/05	<u>Derrick Burgess vs. Falcons (W)</u>	2.0
10/12/14	Connor Barwin vs. Giants (W)	3.0	12/5/04	Corey Simon vs. Packers (W)	2.0
10/5/14	Connor Barwin vs. Rams (W)	2.0	12/5/04	Darwin Walker vs. Packers (W)	2.0
12/22/13	Trent Cole vs. Bears (W)	3.0	11/28/04	Corey Simon at Giants (W)	2.0
12/22/13	Mychal Kendricks vs. Bears (W)	2.0	11/7/04	Sam Rayburn at Steelers (L)	2.0
12/1/13	Brandon Graham vs. Cardinals (W)	2.0	10/31/04	Jevon Kearse vs. Ravens (W)	2.0
12/1/13	Trent Cole vs. Cardinals (W)	2.0	9/26/04	Jevon Kearse at Lions (W)	3.0
11/17/13	Trent Cole vs. Redskins (W)	2.0	11/16/03	Darwin Walker vs. Giants (W)	1.5
12/13/12	Brandon Graham vs. Bengals (L)	2.5	12/21/02	N.D. Kalu at Cowboys (W)	2.0
12/13/12	Fletcher Cox* vs. Bengals (L)	1.5	12/8/02	Brandon Whiting at Seahawks (W)	2.0
12/2/12	Brandon Graham at Cowboys (L)	1.5	12/1/02	N.D. Kalu vs. Rams (W)	3.0
9/23/12	Jason Babin at Cardinals (L)	1.5	12/1/02	Hugh Douglas vs. Rams (W)	2.0
12/18/11	Jason Babin vs. Jets (W)	3.0	11/3/02	Hugh Douglas at Bears (W)	2.0
12/11/11	Jason Babin at Dolphins (W)	3.0	10/20/02	Carlos Emmons vs. Buccaneers (W)	2.0
12/11/11	Trent Cole at Dolphins (W)	3.0	12/9/01	Derrick Burgess at Chargers (W)	2.0
12/1/11	Jason Babin at Seahawks (L)	2.0	11/29/01	Corey Simon at Chiefs (W)	2.0
10/30/11	Jason Babin vs. Cowboys (W)	2.0	11/25/01	Corey Simon vs. Redskins (L)	2.0
10/2/11	Jason Babin vs. 49ers (L)	3.0	11/18/01	Troy Vincent at Cowboys (W)	1.5
9/18/11	Cullen Jenkins at Falcons (L)	2.0	11/11/01	Hugh Douglas vs. Vikings (W)	2.5
9/11/11	Jason Babin at Rams (W)	2.0	11/4/01	Hugh Douglas vs. Cardinals (W)	2.0
11/28/10	Trent Cole at Bears (L)	2.0	9/23/01	Brandon Whiting at Seahawks (W)	2.0
10/17/10	Trent Cole vs. Falcons (W)	2.0	12/31/00	<u>Hugh Douglas vs. Buccaneers (W)</u>	2.0
9/26/10	Trent Cole at Jaguars (W)	2.0	11/19/00	Brian Dawkins vs. Cardinals (W)	2.0
9/26/10	Trevor Laws at Jaguars (W)	2.0	11/19/00	Jeremiah Trotter vs. Cardinals (W)	2.0
9/12/10	Juqua Parker vs. Packers (L)	2.0	11/19/00	Corey Simon vs. Cardinals (W)	1.5
12/20/09	Trent Cole vs. 49ers (W)	2.0	11/5/00	Brandon Whiting vs. Cowboys (W)	1.5
12/13/09	Darren Howard at Giants (W)	2.0	10/22/00	Hugh Douglas vs. Bears (W)	1.5
10/26/09	Trent Cole at Redskins (W)	2.0	10/8/00	Hugh Douglas vs. Redskins (L)	2.0
9/13/09	Darren Howard at Panthers (W)	2.0	9/24/00	Corey Simon at Saints (W)	2.0
12/28/08	Chris Clemons vs. Cowboys (W)	2.0	9/17/00	Hugh Douglas at Packers (L)	2.5
11/16/08	Trent Cole at Bengals (T)	2.0	9/3/00	Hugh Douglas at Cowboys (W)	2.0
11/16/08	Darren Howard at Bengals (T)	2.0	1/2/00	Tyrone Williams vs. Rams (W)	2.0
11/2/08	Darren Howard at Seahawks (W)	1.5	12/19/99	Mike Mamula vs. Patriots (W)	3.0
9/21/08	Juqua Parker vs. Steelers (W)	2.5	10/31/99	Greg Jefferson vs. Giants (L)	1.5
9/21/08	Darren Howard vs. Steelers (W)	2.0	11/22/98	Bill Johnson at Giants (L)	1.5
9/21/08	Omar Gaither vs. Steelers (W)	1.5	11/15/98	Hugh Douglas at Redskins (L)	1.5
12/9/07	Trent Cole vs. Giants (L)	2.0	11/8/98	Hugh Douglas vs. Lions (W)	2.5
10/28/07	Trent Cole at Vikings (W)	2.0	10/18/98	Hugh Douglas at Chargers (L)	4.5
9/23/07	Trent Cole vs. Lions (W)	3.5	10/11/98	Hollis Thomas vs. Redskins (W)	2.0
9/23/07	Brodrick Bunkley vs. Lions (W)	2.0	10/11/98	Hugh Douglas vs. Redskins (W)	1.5
9/23/07	Juqua Parker vs. Lions (W)	2.0	10/11/98	Al Wallace vs. Redskins (W)	1.5
9/9/07	Trent Cole at Packers (L)	1.5	12/14/97	Greg Jefferson at Falcons (L)	2.0
1/13/07	<u>Darwin Walker at Saints (L)</u>	2.0	11/2/97	Hollis Thomas at Cardinals (L)	1.5
12/31/06	Matt McCoy vs. Falcons (W)	2.0	10/26/97	Rhett Hall vs. Cowboys (W)	3.5
12/31/06	Juqua Parker vs. Falcons (W)	2.0	10/26/97	William Thomas vs. Cowboys (W)	2.0
			9/15/97	Bobby Taylor at Cowboys (L)	2.0

* - denotes rookie

Underline - denotes playoff game

ALL-TIME MULTI-SACK PERFORMANCES



<u>Date</u>	<u>Player/Opponent/Result</u>	<u>Sacks</u>			
9/1/96	Mike Mamula at Redskins (W)	2.0	10/15/90	Jessie Small vs. Vikings (W)	2.0
12/17/95	William Fuller vs. Cardinals (L)	2.0	9/30/90	Reggie White vs. Colts (L)	3.0
12/10/95	William Fuller vs. Cowboys (W)	1.5	9/16/90	Mike Pitts vs. Phoenix Cardinals (L)	2.0
12/3/95	William Fuller at Seahawks (L)	2.0	9/16/90	Reggie White vs. Phoenix Cardinals (L)	2.0
12/3/95	Kevin Johnson at Seahawks (L)	2.0	12/18/89	Jerome Brown at Saints (L)	2.0
11/19/95	Mike Mamula vs. Giants (W)	3.0	10/29/89	Clyde Simmons at Broncos (W)	3.5
11/19/95	Andy Harmon vs. Giants (W)	2.0	10/29/89	Reggie White at Broncos (W)	1.5
10/29/95	William Fuller vs. Rams (W)	2.0	10/22/89	Seth Joyner vs. LA Raiders (W)	2.0
10/29/95	Andy Harmon vs. Rams (W)	2.0	10/15/89	Jerome Brown at Phoenix Cardinals (W)	2.5
10/15/95	Andy Harmon at Giants (W)	2.0	10/8/89	Reggie White vs. Giants (W)	2.0
10/15/95	Kevin Johnson at Giants (W)	2.0	9/24/89	Reggie White vs. 49ers (L)	2.5
10/8/95	Andy Harmon vs. Redskins (W)	3.0	9/24/89	Mike Pitts vs. 49ers (L)	2.0
10/1/95	Mike Mamula at Saints (W)	2.0	9/24/89	Clyde Simmons vs. 49ers (L)	2.0
12/18/94	Mike Flores vs. Giants (L)	2.0	9/17/89	Jerome Brown at Redskins (W)	2.0
12/4/94	William Fuller at Cowboys (L)	1.5	9/10/89	Clyde Simmons vs. Seahawks (W)	2.0
11/6/94	Andy Harmon vs. Cardinals (W)	2.0	12/18/88	Reggie White at Cowboys (W)	2.0
10/24/94	William Thomas vs. Oilers (W)	2.0	12/10/88	Reggie White at Phoenix Cardinals (W)	2.0
9/18/94	Bill Romanowski vs. Packers (W)	1.5	11/27/88	Clyde Simmons vs. Phoenix Cardinals (W)	2.5
9/12/94	William Fuller vs. Bears (W)	2.0	11/6/88	Reggie White vs. LA Rams (W)	2.0
1/3/94	Andy Harmon vs. 49ers (W)	3.0	10/30/88	Reggie White vs. Falcons (L)	2.0
12/26/93	Clyde Simmons vs. Saints (W)	2.0	10/10/88	Reggie White vs. Giants (W)	2.5
12/6/93	Andy Harmon at Cowboys (L)	2.5	10/2/88	Clyde Simmons vs. Oilers (W)	2.0
11/28/93	Mike Flores at Redskins (W)	2.0	9/25/88	Reggie White at Vikings (L)	4.0
10/31/93	Andy Harmon vs. Cowboys (L)	2.0	12/27/87	Reggie White vs. Bills (W)	2.0
9/19/93	Clyde Simmons vs. Redskins (W)	2.0	12/20/87	Reggie White at Jets (W)	2.0
12/27/92	Clyde Simmons vs. Giants (W)	1.5	12/6/87	Reggie White at Giants (L)	2.0
12/13/92	Clyde Simmons at Seahawks (W)	2.0	11/29/87	Mike Pitts at Patriots (W)	2.0
12/13/92	Reggie White at Seahawks (W)	2.0	11/29/87	Reggie White at Patriots (W)	2.0
12/6/92	Andy Harmon vs. Vikings (W)	2.5	11/22/87	Reggie White vs. St. Louis Rams (L)	2.0
11/29/92	Mike Pitts at 49ers (L)	2.0	11/15/87	Reggie White vs. Giants (L)	3.0
11/22/92	Reggie White at Giants (W)	3.5	11/1/87	Jerome Brown at St. Louis Rams (W)	2.0
11/22/92	Clyde Simmons at Giants (W)	3.0	11/1/87	Reggie White at St. Louis Rams (W)	2.0
11/8/92	Clyde Simmons vs. LA Raiders (W)	1.5	10/25/87	Reggie White vs. Cowboys (W)	2.5
11/8/92	Reggie White vs. LA Raiders (W)	1.5	10/18/87	Fred Smalls at Packers (L)	2.5
10/11/92	Clyde Simmons at Chiefs (L)	2.0	10/18/87	Ray Phillips at Packers (L)	1.5
10/5/92	Reggie White vs. Cowboys (W)	2.0	9/20/87	Clyde Simmons vs. Saints (W)	1.5
9/20/92	Clyde Simmons vs. Broncos (W)	1.5	9/20/87	Reggie White vs. Saints (W)	1.5
9/13/92	Clyde Simmons at Phoenix Cardinals (W)	3.0	12/14/86	Reggie White at Cowboys (W)	3.0
12/22/91	Reggie White vs. Redskins (W)	2.0	12/7/86	Reggie White vs. St. Louis Rams (T)	2.0
12/8/91	Clyde Simmons at Giants (W)	2.0	11/30/86	Reggie White at LA Raiders (W)	4.0
12/2/91	Seth Joyner at Oilers (W)	2.0	11/23/86	Ken Clarke at Seahawks (L)	2.0
11/17/91	Clyde Simmons vs. Bengals (W)	2.0	11/9/86	Greg Brown vs. Giants (L)	2.0
11/17/91	Reggie White vs. Bengals (W)	2.0	11/2/86	Reggie White at St. Louis Rams (L)	4.0
11/4/91	Clyde Simmons vs. Giants (W)	1.5	10/5/86	Garry Cobb at Falcons (W)	4.0
11/4/91	Reggie White vs. Giants (W)	1.5	9/7/86	Ken Clarke at Redskins (L)	2.0
10/6/91	Wes Hopkins at Buccaneers (L)	2.0	12/22/85	Garry Cobb at Vikings (W)	2.0
9/22/91	Clyde Simmons vs. Steelers (W)	2.0	12/22/85	Reggie White at Vikings (W)	2.0
9/15/91	Clyde Simmons at Cowboys (W)	4.5	12/22/85	Reggie Wilkes at Vikings (W)	2.0
9/15/91	Jerome Brown at Cowboys (W)	2.5	12/8/85	Ray Ellis vs. Redskins (L)	2.0
9/15/91	Mike Golic at Cowboys (W)	2.0	11/17/85	Reggie White at St. Louis Rams (W)	3.0
9/1/91	Reggie White at Packers (W)	3.0	11/10/85	Ken Clarke vs. Falcons (W)	2.0
12/29/90	Seth Joyner at Phoenix Cardinals (W)	2.0	11/10/85	Reggie White vs. Falcons (W)	2.0
12/16/90	Clyde Simmons vs. Packers (W)	1.5	10/13/85	Greg Brown vs. St. Louis Rams (W)	3.0
12/16/90	Reggie White vs. Packers (W)	1.5	10/6/85	Greg Brown at Saints (L)	1.5
11/18/90	Clyde Simmons at Falcons (W)	2.0	10/6/85	Ken Clarke at Saints (L)	1.5
11/12/90	Reggie White vs. Redskins (W)	2.0	9/29/85	Reggie White vs. Giants (L)	2.5
11/4/90	Seth Joyner vs. Patriots (W)	2.0	9/29/85	Ken Clarke vs. Giants (L)	1.5
			12/16/84	Greg Brown at Falcons (L)	4.0

* - denotes rookie

Underline - denotes playoff game

ALL-TIME MULTI-SACK PERFORMANCES



<u>Date</u>	<u>Player/Opponent/Result</u>	<u>Sacks</u>
12/16/84	Ken Clarke at Falcons (L)	2.0
12/16/84	Byron Darby at Falcons (L)	2.0
12/9/84	Byron Darby vs. Patriots (W)	1.5
12/9/84	Dennis Harrison vs. Patriots (W)	1.5
12/2/84	Greg Brown vs. Cowboys (L)	1.5
11/25/84	Dennis Harrison at St. Louis Rams (L)	1.5
11/4/84	Ken Clarke at Lions (T)	3.0
10/21/84	Dennis Harrison vs. Giants (W)	2.0
10/21/84	Greg Brown vs. Giants (W)	1.5
10/14/84	Ken Clarke vs. Colts (W)	2.0
10/14/84	Dennis Harrison vs. Colts (W)	2.0
9/30/84	Greg Brown at Redskins (L)	2.0
12/18/83	Greg Brown at St. Louis Rams (L)	2.5
11/20/83	Greg Brown vs. Giants (L)	2.0
11/13/83	Dennis Harrison at Bears (L)	3.0
10/9/83	Dennis Harrison at Giants (W)	2.0
10/2/83	Dennis Harrison at Falcons (W)	3.0
9/25/83	Carl Hairston at St. Louis Rams (L)	2.0
9/25/83	Joel Williams at St. Louis Rams (L)	1.5
12/26/82	Greg Brown at Cowboys (W)	2.0
12/26/82	Dennis Harrison at Cowboys (W)	1.5
12/19/82	Carl Hairston vs. Oilers (W)	2.0
12/11/82	Dennis Harrison at Giants (L)	2.0
12/5/82	Dennis Harrison vs. St. Louis Rams (L)	2.0
11/28/82	Dennis Harrison at Redskins (L)	2.0

* - denotes rookie

Underline - denotes playoff game

MOST MULTI-SACK GAMES, Career

1.	Reggie White	38
2.	Clyde Simmons	22
3.	Trent Cole	20
4.	Hugh Douglas	13
5.	Dennis Harrison	11

*includes playoff games

MOST MULTI-SACK GAMES, Season

1.	Reggie White (1987)	9
2.	Clyde Simmons (1992)	7
3.	Jason Babin (2011)	6
	Reggie White (1988)	6
5.	Hugh Douglas (2000)	5
	Clyde Simmons (1991)	5

*regular season only

MOST 3-SACK GAMES, Career

1.	Reggie White	9
2.	Clyde Simmons	4
3.	Trent Cole	3
	Jason Babin	3
5.	Connor Barwin , four other players tied with	2

*includes playoffs

MOST 3-SACK GAMES, Season

1.	Jason Babin (2011)	3
	Reggie White (1986)	3
3.	Connor Barwin (2014)	2
	Dennis Harrison (1983)	2
	Clyde Simmons (1992)	2

*regular season only

MOST CONSECUTIVE MULTI-SACK GAMES

1.	Reggie White (1987)	4
2.	Jason Babin (2011)	3
	William Fuller (1995)	3
	Andy Harmon (1995)	3
	Dennis Harrison (1982)	3
	Reggie White (1986)	3

MULTI-INTERCEPTION PERFORMANCES SINCE 1960



Date	Player/Opponent/Result	INTs		
12/22/16	Malcolm Jenkins vs. Giants (W)	2	11/21/71	Bill Bradley at St. Louis Rams (W) 2
9/9/12	Dominique Rodgers-Cromartie at Browns (W)	2	11/7/71	Bill Bradley at Redskins (T) 2
9/9/12	Kurt Coleman at Browns (W)	2	10/31/71	Bill Bradley vs. Broncos (W) 2
10/16/11	Kurt Coleman at Redskins (W)	3	9/26/71	Bill Bradley vs. Cowboys (L) 2
11/21/10	Asante Samuel vs. Giants (W)	2	11/8/70	Adrian Young vs. Dolphins (W) 2
11/15/10	Dimitri Patterson at Redskins (W)	2	12/21/69	Joe Scarpati at 49ers (L) 2
11/7/10	Asante Samuel vs. Colts (W)	2	10/13/69	Nate Ramsey at Baltimore Colts (L) 2
11/29/09	Asante Samuel vs. Redskins (W)	2	11/17/68	Al Nelson at Giants (L) 2
10/11/09	Asante Samuel vs. Buccaneers (W)	2	10/29/67	Ron Medved vs. Cowboys (W) 2
9/13/09	Sheldon Brown at Panthers (W)	2	10/23/66	Joe Scarpati at Giants (W) 3
10/8/06	Lito Sheppard vs. Cowboys (W)	2	9/18/66	Joe Scarpati vs. Falcons (W) 2
10/2/05	Sheldon Brown at Chiefs (W)	2	12/12/65	Jim Nettles at Steelers (W) 3
10/17/04	Lito Sheppard vs. Panthers (W)	2	12/12/65	Joe Scarpati at Steelers (W) 2
12/8/02	Bobby Taylor at Seahawks (W)	2	11/28/65	Nate Ramsey at St. Louis Rams (W) 3
1/12/02	<u>Damon Moore vs. Buccaneers (W)</u>	2	11/28/65	Al Nelson at St. Louis Rams (W) 2
12/16/01	Brian Dawkins at Redskins (W)	2	12/13/64	Nate Ramsey at St. Louis Rams (L) 2
9/24/00	Troy Vincent at Saints (W)	2	12/1/63	Dave Lloyd at Steelers (T) 2
12/19/99	Troy Vincent vs. Patriots (W)	2	10/13/63	Don Burroughs at Redskins (W) 2
12/14/96	Michael Zordich at Jets (W)	2	12/9/62	Ben Scotti vs. Steelers (L) 2
9/22/96	William Thomas at Falcons (W)	2	10/6/62	Don Burroughs at Steelers (L) 2
12/17/95	William Thomas vs. Cardinals (W)	2	12/3/61	Don Burroughs at Steelers (W) 3
10/15/95	William Thomas at Giants (W)	2	12/3/61	Chuck Bednarik at Steelers (W) 2
12/26/93	Eric Allen vs. Saints (W)	2	11/27/60	Don Burroughs vs. Giants (W) 2
10/17/93	Mark McMillian at Giants (L)	2	10/16/60	Gene Johnson vs. Lions (W) 2
1/3/93	<u>Eric Allen at Saints (W)</u>	2	10/9/60	Don Burroughs vs. St. Louis Rams (W) 2
11/8/92	Eric Allen vs. LA Raiders (W)	2	9/30/60	Chuck Weber at Cowboys (W) 3
11/17/91	Wes Hopkins vs. Bengals (W)	2		
9/15/91	Rich Miano at Cowboys (W)	2	* - denotes rookie	
12/23/90	Eric Allen vs. Cowboys (W)	2	<u>Underline</u> - denotes playoff game	
12/18/88	Wes Hopkins at Cowboys (W)	2		
11/20/88	Terry Hoage at Giants (W)	2		
9/4/88	Terry Hoage at Buccaneers (W)	2		
9/20/87	Elbert Foules vs. Saints (W)	2		
12/21/86	Roynell Young vs. Redskins (L)	2		
9/14/86	Andre Waters at Bears (L)	2		
10/20/85	Wes Hopkins vs. Cowboys (W)	2		
12/2/84	Wes Hopkins vs. Cowboys (L)	2		
12/19/82	Roynell Young vs. Oilers (W)	2		
12/20/81	Herman Edwards vs. St. Louis Rams (W)	2		
9/17/81	Brenard Wilson at Bills (W)	2		
1/3/81	<u>Herman Edwards vs. Vikings (W)</u>	2		
1/3/81	<u>Roynell Young vs. Vikings (W)</u>	2		
9/22/80	Herman Edwards vs. Giants (W)	2		
11/4/79	Herman Edwards vs. Browns (L)	2		
10/14/79	Randy Logan at St. Louis Rams (W)	2		
12/17/78	Herman Edwards vs. Giants (W)	2		
9/17/78	Deac Sanders at Saints (W)	2		
12/4/77	Randy Logan at Cowboys (L)	2		
11/6/77	Deac Sanders vs. Saints (W)	2		
10/9/77	Deac Sanders at Giants (W)	2		
12/21/75	Frank LeMaster at Redskins (W)	2		
12/21/75	Artimus Parker at Redskins (W)	2		
11/30/75	Bill Bergey vs. 49ers (W)	2		
10/5/75	Bill Bradley vs. Redskins (W)	2		
11/5/72	Bill Bradley vs. St. Louis Rams (T)	2		
10/8/72	Bill Bradley at Redskins (L)	2		
12/12/71	Leroy Keyes vs. St. Louis Rams (W)	2		

MOST MULTI-INT GAMES, Career

1. Bill Bradley 7
2. Don Burroughs 5
- Herman Edwards 5
4. Asante Samuel, Eric Allen 4
- Wes Hopkins, Joe Scarpati 4
- *includes playoff games

MOST MULTI-INT GAMES, Season

1. Bill Bradley (1971) 4
2. eight times, last by Asante Samuel (2010) 2
- *regular season only

MOST 3-INT GAMES, Career

1. Kurt Coleman 1
- Don Burroughs 1
- Jim Nettles 1
- Nate Ramsey 1
- Joe Scarpati 1
- Chuck Weber 1
- *includes playoffs

CONSECUTIVE MULTI-INT GAMES

1. Bill Bradley (1971) 2

ALL-TIME INTERCEPTION RETURNS FOR TDS



Date	Player/Opponent/Result	Yards		
12/22/16	Malcolm Jenkins vs. Giants (W)	34	12/21/75	Joe Lavender at Redskins (W) 36
12/11/16	Leodis McKelvin vs. Redskins (L)	29	9/29/74	Joe Lavender vs. Baltimore Colts (W) 37
10/16/16	Malcolm Jenkins at Redskins (L)	86	12/9/73	John Outlaw vs. Jets (W) 45
12/6/15	Malcolm Jenkins at Patriots (W)	99	12/19/71	Al Nelson at Giants (W) 19
11/8/15	Jordan Hicks* at Cowboys (W)	67	10/19/69	Bill Bradley* at Cowboys (L) 56
10/19/15	Nolan Carroll vs. Giants (W)	17	10/13/69	Nate Ramsey at Baltimore Colts (L) 26
11/10/14	Bradley Fletcher vs. Panthers (W)	34	9/21/69	Joe Scarpati vs. Browns (L) 34
9/28/14	Malcolm Jenkins at 49ers (L)	53	12/10/67	Joe Scarpati at Cowboys (L) 67
12/22/13	Brandon Boykin vs. Bears (W)	54	10/8/67	Don Hultz at Falcons (W) 16
11/13/11	Asante Samuel vs. Cardinals (L)	20	11/20/66	Jim Nettles at 49ers (W) 34
11/15/10	Dimitri Patterson at Redskins (W)	40	12/12/65	Jim Nettles* at Steelers (W) 56
12/6/09	Sheldon Brown at Falcons (W)	83	12/12/65	George Tarasovic at Steelers (W) 40
10/26/09	Will Witherspoon at Redskins (W)	9	12/12/65	Maxie Baughan at Steelers (W) 33
1/4/09	Asante Samuel at Vikings (W)	44	12/6/64	Joe Scarpati* vs. Cowboys (W) 24
12/15/08	Asante Samuel vs. Browns (W)	50	10/25/64	Irv Cross at Steelers (W) 94
10/12/08	Juqua Parker at 49ers (W)	55	11/10/63	Lee Roy Caffey* at Giants (L) 87
12/17/06	Trent Cole at Giants (W)	19	10/13/57	Jimmy Harris* at Browns (L) 65
12/10/06	Michael Lewis at Redskins (W)	84	10/5/57	Jerry Norton vs. Giants (L) 99
11/12/06	Sheldon Brown vs. Redskins (W)	70	10/14/56	Eddie Bell at Steelers (W) 28
10/8/06	Lito Sheppard vs. Cowboys (W)	102	11/13/55	Bibbles Bawel vs. Browns (W) 40
10/2/05	Sheldon Brown at Chiefs (W)	40	10/15/55	Bibbles Bawel at Steelers (L) 42
11/15/04	Lito Sheppard at Cowboys (W)	101	12/12/54	Jerry Norton* vs. Giants (W) 69
10/17/04	Lito Sheppard vs. Panthers (W)	64	11/15/53	Chuck Bednarik vs. Baltimore Colts (W) 26
10/5/03	ND Kalu vs. Redskins (W)	15	12/14/52	Mike Jarmoluk at Redskins (L) 45
1/11/03	Bobby Taylor vs. Falcons (W)	39	12/7/52	Vic Sears vs. Dallas Texans (W) 9
12/21/02	Shawn Barber at Cowboys (W)	80	11/2/52	Russ Craft at Packers (L) 32
12/1/02	Bobby Taylor vs Rams (W)	23	10/29/50	Joe Muha vs. Redskins (W) 19
1/12/02	Damon Moore vs. Buccaneers (W)	59	10/22/50	Norm Willey* at Steelers (W) 41
11/18/01	Jeremiah Trotter at Cowboys (W)	50	9/24/50	Frank Reagan at Chicago Cardinals (W) 46 (lateral)
11/18/01	William Hampton at Cowboys (W)	33	12/4/49	Joe Muha at Giants (W) 28
11/19/00	Mike Caldwell vs. Cardinals (W)	26	11/20/49	Pat McHugh vs. NY Bulldogs (W) 21
9/3/00	Jeremiah Trotter at Cowboys (W)	27	11/10/46	Gil Steinke at Giants (L) 52
1/2/00	Mike Mamula vs. Rams (W)	41	12/3/44	Vic Linskog* vs. Brooklyn Tigers (W) 65
1/2/00	Al Harris vs. Rams (W)	17	11/26/44	Tom Miller vs. Bears (L) 35
11/21/99	Brandon Whiting vs. Colts (L)	22	11/19/44	Jack Hinkle at Redskins (W) 50
10/24/99	Brian Dawkins at Dolphins (L)	67	11/7/43	Larry Cabrelli vs. Redskins (T) 24
10/3/99	Bobby Taylor at Giants (L)	18	10/31/43	Ben Kish vs. Chicago Cardinals (W) 86
12/7/97	Brian Dawkins vs. Giants (L)	64	9/16/38	Jay Arnold at Pittsburgh Pirates (W) 22
11/3/96	Troy Vincent at Cowboys (W)	90 (lateral)	10/10/37	Maurice Harper* at Redskins (W) 20
12/30/95	William Thomas vs. Lions (W)	30	11/6/34	Swede Hanson vs. Cincinnati Reds (W) N/A
12/30/95	Barry Wilburn vs. Lions (W)	24	11/26/33	Lee Woodruff vs. Cincinnati Reds (W) 55
9/10/95	William Thomas at Cardinals (W)	37		
12/24/94	Mike Zordich at Bengals (L)	18		
10/30/94	Greg Jackson at Redskins (W)	55		
12/26/93	Eric Allen vs. Saints (W)	33		
12/26/93	Eric Allen vs. Saints (W)	25		
10/3/93	Eric Allen at Jets (W)	94		
9/19/93	Eric Allen vs. Redskins (W)	29		
1/3/93	Eric Allen at Saints (W)	18		
12/6/92	Seth Joyner vs. Vikings (W)	24		
11/22/92	Seth Joyner at Giants (W)	43		
12/22/91	Otis Smith vs. Washington (W)	74		
12/23/90	Eric Allen vs. Cowboys (W)	35		
11/25/90	Byron Evans vs. Giants (W)	23		
11/12/90	William Frizzell vs. Redskins (W)	30		
12/3/89	Clyde Simmons at Giants (W)	60		
9/10/89	Eric Everett vs. Seahawks (W)	30		
10/27/85	Wes Hopkins vs. Bills (W)	24		
9/29/85	Herman Edwards vs. Giants (L)	3		
12/19/82	Richard Blackmore vs. Oilers (W)	20		
12/17/78	Frank LeMaster vs. Giants (W)	9		
10/15/78	John Sanders vs. Washington (W)	19		
12/21/75	Frank LeMaster at Redskins (W)	89		

* - denotes rookie

Underline - denotes playoff game

MOST INT-TDs, Career (includes playoffs)

1. Eric Allen 6
2. **Malcolm Jenkins** 4
3. Sheldon Brown, Asante Samuel, Lito Sheppard, Bobby Taylor, Joe Scarpati 3

MOST INT-TDs, Season (regular season only)

1. Eric Allen (1993) 4
2. **Malcolm Jenkins (2016)**, Lito Sheppard (2004), Seth Joyner (1992), Bibbles Bawel (1955) 2

MOST INT-TDs, Game

1. Eric Allen (12/26/93 vs. NO) 2

CONSECUTIVE GAMES WITH AN INT-TD

1. Eric Allen (1993) 2

ALL-TIME FUMBLE RECOVERIES FOR TDS



Date	Player/Opponent/Result	Yards		
1/3/16	Walter Thurmond at Giants (W)	83	10/4/59	Chuck Weber vs. Giants (W) 0
10/5/14	Cedric Thornton vs. Rams (W)	0	12/12/54	Norm Willey vs. Giants (W) 0
9/7/14	Fletcher Cox vs. Jaguars (W)	17	10/25/53	Tom Scott* at Chicago Cardinals (W) 0
10/27/13	Najee Goode vs. Giants (L)	2	12/7/52	Ebert Van Buren vs. Dallas Texans (W) 0
12/18/11	Juqua Parker vs. Jets (W)	47	11/16/52	Pete Pihos vs. Chicago Cardinals (W) 12
11/7/11	Brian Rolle vs. Bears (L)	22	11/9/52	Mike Jarmoluk vs. Redskins (W) 16
9/11/11	Juqua Parker at Rams (W)	56	11/4/51	Gerry Cowhig at Steelers (W) 25
10/10/10	Quintin Mikell at 49ers (W)	52	10/29/50	John Green vs. Redskins (W) 2
12/13/09	Sheldon Brown at Giants (W)	60	11/6/49	Russ Craft vs. LA Rams (W) 21
9/13/09	Victor Abiamiri at Panthers (W)	2	10/31/48	Bosh Pritchard at Steelers (W) 18
12/28/08	Joselio Hanson vs. Cowboys (W)	96	10/5/47	Joe Muha vs. Giants (W) 2
12/28/08	Chris Clemons vs. Cowboys (W)	73	10/8/44	Jack Banta vs. Redskins (T) 0
9/15/08	Chris Gocong at Cowboys (L)	0	10/31/43	Jack Hinkle vs. Chicago Cardinals (W) 0
12/30/07	Kevin Curtis vs. Bills (W)	0	10/24/43	Al Wukits* at Giants (L) 2
12/23/07	Kevin Curtis at Saints (W)	0	11/1/42	Rupert Pate at Redskins (L) 53
9/24/06	Mike Patterson at 49ers (W)	98	9/20/42	Vic Sears at Cleveland Rams (L) 25
10/9/05	Sheldon Brown at Cowboys (L)	80	9/15/40	Don Looney* at Packers (L) 44
1/16/05	<u>Freddie Mitchell vs. Vikings (W)</u>	0	10/15/39	Theodore Schmitt at Giants (L) 63
12/15/02	Carlos Emmons vs. Redskins (W)	44	9/25/38	Bob Pylman* vs. Giants (W) 88
12/9/01	Brian Dawkins vs. Chargers (W)	49	9/25/38	Joe Carter vs. Giants (W) 92
9/30/01	Damon Moore vs. Cowboys (W)	10	9/16/38	Jay Arnold at Pittsburgh Pirates (W) 18
9/15/97	William Thomas at Cowboys (L)	37	10/31/37	Joe Pilconis at Pittsburgh Pirates (L) 22
12/22/96	Mike Mamula vs. Cardinals (W)	4		
10/13/96	William Thomas at Giants (W)	23		
9/30/96	Rhett Hall vs. Cowboys (L)	32		
12/24/95	Jerome Henderson at Bears (L)	0		
10/29/95	Kevin Johnson vs. St. Louis Rams (W)	37		
10/15/95	Mike Zordich at Giants (W)	58		
9/24/95	Greg Jackson at Raiders (L)	45		
1/3/94	Byron Evans at 49ers (W)	30		
9/13/92	Reggie White at Phoenix Cardinals (W)	37		
11/24/91	Seth Joyner at Phoenix Cardinals (W)	34		
11/24/91	Clyde Simmons at Phoenix Cardinals (W)	0		
10/6/91	Seth Joyner at Buccaneers (L)	0		
11/12/90	Clyde Simmons vs. Redskins (W)	18		
12/3/89	Andre Waters at Giants (W)	3		
11/20/88	Cris Carter at Giants (W)	0		
9/20/87	Seth Joyner vs. Saints (W)	18		
9/13/87	Reggie White at Redskins (L)	70		
12/15/85	Dave Little at Chargers (L)	0		
12/26/82	Greg Brown at Cowboys (W)	0		
10/11/81	Frank LeMaster at Saints (W)	47		
9/27/81	Greg Brown* vs. Redskins (W)	7		
11/16/80	Jerry Robinson at Redskins (W)	59		
11/19/78	Herman Edwards at Giants (W)	26		
12/1/74	Will Wynn vs. Packers (W)	87		
10/6/74	Bill Dunstan at Chargers (W)	46		
9/23/74	Joe Lavender vs. Cowboys (W)	96		
11/4/73	Will Wynn* vs. Patriots (W)	24		
11/21/71	Steve Smith at St. Louis Cardinals (W)	5		
11/21/71	Ben Hawkins at St. Louis Cardinals (W)	5		
11/15/70	Steve Preece vs. Falcons (T)	21		
12/18/66	Harold Wells at Redskins (W)	60		
10/10/65	George Tarasovic at Cowboys (W)	62		
11/22/64	Mike Morgan* vs. St. Louis Cardinals (L)	0		
11/27/60	J.D. Smith vs. Giants (W)	0		
11/20/60	Jimmy Carr at Giants (W)	38		
12/13/59	Don Owens vs. Browns (L)	3		
11/22/59	Jerry Huth vs. LA Rams (W)	0		

* - denotes rookie
Underline - denotes playoff game

MOST FR-TDs, Career

1. Seth Joyner 3
 2. 8 players, last by Juqua Parker 2
- *includes playoff games

MOST FR-TDs, Season

1. Kevin Curtis (2007) 2
 - Seth Joyner (1991) 2
 - Juqua Parker (2011) 2
- *regular season only

CONSECUTIVE GAMES WITH A FR-TD

1. Kevin Curtis (2007) 2

ALL-TIME KICK RETURNS FOR TDS



PUNT RETURNS FOR TOUCHDOWNS

Date	Player/Opponent/Result	Yards
12/2/12	Damaris Johnson* at Cowboys (L)	98
9/27/15	Darren Sproles at Jets (W)	89
11/22/92	Vai Sikahema at Giants (W)	87
9/13/09	DeSean Jackson at Panthers (W)	85
10/19/03	Brian Westbrook at Giants (W)	84
12/6/15	Darren Sproles at Patriots (W)	83
9/28/14	Darren Sproles at 49ers (L)	82
12/21/03	Brian Westbrook vs. 49ers (L)	81
10/4/59	Tommy McDonald vs. Giants (W)	81
10/25/42	Ernie Steele* at Bears (L)	80 (lateral)
12/21/47	<u>Bosh Pritchard at Steelers (W)</u>	79
11/25/02	Brian Mitchell at 49ers (W)	76
11/30/86	Greg Garrity at LA Raiders (W)	76
12/13/09	DeSean Jackson at Giants (W)	72
9/24/00	Brian Mitchell at Saints (W)	72
10/30/49	Clyde Scott* at Steelers (W)	70
11/23/47	Pat McHugh* at Boston Yanks (L)	69
10/5/08	DeSean Jackson* vs. Redskins (L)	68
11/6/66	Aaron Martin vs. Cowboys (W)	67
12/3/61	Timmy Brown at Steelers (W)	66
11/10/14	Darren Sproles vs. Panthers (W)	65
12/19/10	DeSean Jackson at Giants (W)	65
12/19/65	Bob Shann* vs. Lions (L)	63
10/11/59	Art Powell* vs. Steelers (W)	58
9/3/78	Wally Henry vs. LA Rams (L)	57
11/9/52	Don Stevens* vs. Redskins (W)	56
10/31/48	Bosh Pritchard at Steelers (W)	55
10/22/44	Steve Van Buren* vs. Boston Yanks (W)	55
10/6/68	Alvin Haymond at Redskins (L)	54
10/26/52	Bibbles Bawel* at Giants (W)	52
12/8/46	Steve Van Buren at Boston Yanks (W)	50
12/4/49	Frank Reagan at Giants (W)	41
11/2/47	Pete Pihos* at Redskins (W)	26
10/18/36	Stumpy Thomason at Boston Redskins (L)	15

* - denotes rookie

Underline - denotes playoff game

KICKOFF RETURNS FOR TOUCHDOWNS

Date	Player/Opponent/Result	Yards
11/23/14	Josh Huff* vs. Titans (W)	107
9/17/61	Timmy Brown vs. Browns (W)	105
10/7/50	Russ Craft vs. LA Rams (W)	103
9/21/14	Chris Polk vs. Redskins (W)	102
11/13/38	Dave Smukler at Brooklyn Dodgers (L)	100
11/23/08	Quintin Demps* at Ravens (L)	100
9/22/63	Timmy Brown vs. Cardinals (L)	100
12/2/62	Timmy Brown at Redskins (W)	99
12/11/77	Wilbert Montgomery* vs. Giants (W)	99
10/23/16	Josh Huff vs. Vikings (W)	98
9/22/68	Alvin Haymond vs. Giants (L)	98
12/2/45	Steve Van Buren at Giants (L)	98
11/1/42	Bosh Pritchard* at Redskins (L)	97
9/22/96	Derrick Witherspoon at Falcons (W)	97
11/12/44	Steve Van Buren* vs. Giants (T)	97
9/24/55	Jerry Norton vs. Giants (W)	96
11/24/96	Derrick Witherspoon at Cardinals (L)	95
9/28/47	Steve Van Buren vs. Redskins (W)	95
11/4/01	Brian Mitchell at Cardinals (W)	94
12/24/94	Herschel Walker at Bengals (L)	94
11/6/66	Timmy Brown vs. Cowboys (W)	93
12/2/79	Billy Campfield vs. Lions (W)	92
11/6/66	Timmy Brown vs. Cowboys (W)	90
11/14/99	Allen Rossum vs. Redskins (W)	89
11/18/84	Andre Waters* vs. Redskins (W)	89
10/1/00	Brian Mitchell vs. Falcons (W)	89
10/16/16	Wendell Smallwood* at Redskins (L)	86
12/17/95	Derrick Witherspoon vs. Cardinals (W)	86
11/2/97	Willie Clark at Cardinals (L)	39

* - denotes rookie

BLOCKED PUNT RETURNS FOR TOUCHDOWNS

Date	Player/Opponent/Result	Yards
12/6/15	Najee Goode at Patriots (W)	24
12/28/14	Trey Burton* at Giants (W)	27
10/5/14	Chris Maragos vs. Rams (W)	10
9/28/14	Brad Smith at 49ers (L)	0
11/22/92	Ken Rose at Giants (W)	3
9/2/84	Rich Kraynak at Giants (L)	8
10/31/71	Bill Hobbs vs. Broncos (W)	0
12/20/70	Mike Dirks vs. Steelers (W)	0
11/12/67	Jim Nettles at LA Rams (L)	0
12/18/49	<u>Leo Skladany* at LA Rams (W)</u>	2
11/3/46	Augie Lio vs. Giants (W)	0

* - denotes rookie

Underline - denotes playoff game

MISSED FIELD GOAL RETURNS FOR TOUCHDOWNS

Date	Player/Opponent/Result	Yards
9/26/71	Al Nelson vs. Cowboys (L)	101
12/11/66	Al Nelson vs. Browns (W)	100
9/16/62	Timmy Brown vs. St. Louis Cardinals (L)	99

BLOCKED FIELD GOAL RETURNS FOR TOUCHDOWNS

Date	Player/Opponent/Result	Yards
10/23/05	Matt Ware vs. Chargers (W)	65
11/20/88	Clyde Simmons at Giants (W)	15

BEST PERFORMANCES VS. EAGLES



SCORING

Most Touchdowns Scored

- 5 James Stewart, Jaguars (10/12/97 at Jax.) [all rushing]
- 4 Joseph Addai, Colts (11/26/06 at Ind.); Larry Brown, Redskins (12/16/73 at Was.); Ron Johnson, Giants (10/2/72 at Phi.); MacArthur Lane, Cardinals (10/18/70 at Phi.); John David Crow, Cardinals (12/16/62 at StL); Jim Taylor, Packers (11/11/62 at Phi.); Jim Brown, Browns (11/19/61 at Cle.)

Most Field Goals

- 5 (7 times) last by Josh Brown, Giants (10/27/13 at Phi., 5 att) and Al Del Greco, Titans (12/3/00 at Phi., 5 att)

Longest Field Goal

- 62 Matt Bryant, Buccaneers (10/22/06 at TB)
- 56 Justin Tucker, Ravens (9/16/12 at Phi.)
- 56 Mason Crosby, Packers (9/12/10 at Phi.)
- 56 Morten Andersen, Saints (12/26/93 at Phi.)
- 55 (2 times) last by Martin Gramatica (12/23/07 at NO)

RUSHING

Most Rushing Attempts

- 43 Butch Woolfolk, Giants (11/20/83 at Phi.)

Most Yards Rushing

- 237 Emmitt Smith, Cowboys (10/31/93 at Phi.) 30 att.
- 237 Jim Brown, Browns (11/19/61 at Cle.) 34 att.
- 235 Doug Martin, Buccaneers (11/22/15 vs. TB) 27 att.
- 223 Jim Brown, Browns (11/3/63 at Phi.) 28 att.
- 221 Gerald Riggs, Redskins (9/17/89 at Was.) 29 att.

Most Touchdowns Rushing

- 5 James Stewart, Jaguars (10/12/97 at Jax.)
- 4 Joseph Addai, Colts (11/26/06 at Ind.); Jim Taylor, Packers (11/11/62 at Phi.); Jim Brown, Browns (11/19/61 at Cle.)

Longest Run From Scrimmage

- 87t John Henry Johnson, Steelers (12/11/60 at Pit.)
- 85t Reggie Brooks, Redskins (9/19/93 at Phi.)
- 84t Herschel Walker, Cowboys (12/14/86 at Dal.)
- 84 Doug Martin, Buccaneers (11/22/15 vs. TB)

PASSING

Most Passes Attempted

- 63 Eli Manning, Giants (12/22/16 at Phi.)
- 58 Ryan Fitzpatrick, Jets (9/27/15 at NYJ)
- 56 Tom Brady, Patriots (12/6/15 at NE)
- 56 Fran Tarkenton, Vikings (12/3/78 at Min.)
- 54 (2 times) last by Tom Brady, Patriots (11/25/07 at NE)

Most Passes Completed

- 38 Eli Manning, Giants (12/22/16 at Phi.)
- 37 Daunte Culpepper, Vikings (9/20/04 at Phi.)
- 36 Philip Rivers, Chargers (9/15/13 at Phi.)
- 35 Ryan Fitzpatrick, Jets (9/27/15 at NYJ)
- 34 (2 times) last by Tom Brady, Patriots (11/25/07 at NE)

Most Yards Gained Passing

- 446 Jon Kitna, Lions (9/23/07 at Phi.)
- 429 Eli Manning, Giants (9/28/14 at NYG)
- 428 Joe Montana, 49ers (9/24/89 at Phi.)
- 427 Kirk Cousins, Redskins (9/21/14 at Phi.)
- 419 Philip Rivers, Chargers (9/15/13 at Phi.)

Most Touchdown Passes

- 5 Matthew Stafford, Lions (11/26/15 at Det.); Jameis Winston, Buccaneers (11/22/15 vs. TB); Eli Manning, Giants (12/30/12 at NYG); Joe Montana, 49ers (9/24/89 at Phi.); Craig Morton, Cowboys (10/19/69 at Dal.); Don Meredith, Cowboys (10/9/66 at Dal.); Don Meredith, Cowboys (9/29/68 at Phi.); Sonny Jurgensen, Redskins (10/11/64 at Was.); Sammy Baugh, Redskins (9/28/47 at Phi.); Frank Filchock, Redskins (10/8/44 at Phi.)

Longest Pass Play

- 96 Bill Kilmer to Walter Roberts, Saints (11/19/67 at Phi.)
- 93t Neil Lomax to Ernie Jones, Cardinals (12/10/88 at Pho.)
- 91t Jon Kitna to Roy Williams, Lions (9/23/07 at Phi.)
- 90t Seneca Wallace to Koren Robinson (11/2/08 at Sea.)
- 90t Virgil Carter to Speedy Thomas, Bengals (9/19/71 at Cin.)

RECEIVING

Most Passes Caught

- 13 Wes Welker, Patriots (11/25/07 at NE)
- 13 Terrell Owens, 49ers (11/25/02 at SF)
- 12 (7 times) last by Antonio Brown (9/25/16 vs. Pit.)

Most Yards Gained Receiving

- 225 Kenny Britt, Titans (10/24/10 at Ten.) 7 rec.
- 213 Tony Hill, Cowboys (11/12/79 at Dal.) 7 rec.
- 212 Hugh Taylor, Redskins (9/28/47 at Phi.) 8 rec.
- 204 Roy Williams, Lions (9/23/07 at Phi.) 9 rec.
- 193 Jessie Hester, Raiders (11/30/86 at LA) 4 rec.

Most Touchdown Passes Caught

- 3 (17 times) last by Calvin Johnson, Lions (11/26/15 at Det.)

INTERCEPTIONS

Most Interceptions

- 3 (14 times) last by Lofa Tatupu, Seahawks (12/2/07 at Phi.)

Longest Interception Return

- 107t Ed Reed, Ravens (11/23/08 at Bal.)
- 100t Mike Gaechter, Cowboys (10/14/62 at Dal.)
- 99t Patrick Robinson, Saints (11/5/12 at NO)
- 98 Brandon McDonald (12/15/08 vs. Cle.)
- 97t Darren Sharper, Saints (9/20/09 at Phi.)

MISCELLANEOUS

Most Punts

- 14 Sammy Baugh, Redskins (11/5/39 at Was.)

Longest Punt

- 85 Sammy Baugh, Redskins (12/1/40 at Was.)
- 80 Parker Hall, Cleveland Rams (12/3/39 at Phi.)

Longest Kickoff Return

- 105t Trindon Holliday, Broncos (9/29/13 at Den.)
- 104t Buddy Young, Colts (11/15/53 at Phi.)
- 103t George Hoey, Cardinals (11/21/71 at StL)
- 102t Larry Jones, Redskins (11/24/74 at Was.)
- 101t Wallace Francis, Bills (10/7/73 at Buf.)
- 101t Amos March, Cowboys (10/14/62 at Dal.)

Longest Punt Return

- 90t Adam Jones, Titans (11/19/06 at Phi.)
- 90t Jacquez Green, Redskins (9/16/02 at Was.)
- 88t Andre Coleman, Chargers (9/17/95 at Phi.)
- 88t George Grosvenor, Cardinals (11/8/36 at Chi.)
- 87t Ted Ginn Jr., Dolphins (11/18/07 at Phi.)
- 86t Johnny Roland, Cardinals (10/2/66 at Phi.)

Longest Fumble Return

- 93t James Sanders, Cardinals (9/23/12 at Arz.)
- 74t Bull Karcis, Giants (10/16/38 at NYG)
- 69t DeMarcus Ware, Cowboys (10/8/06 at Phi.)
- 65t Willie Teal, Vikings (12/1/85 at Phi.)
- 64 Ray Edwards, Falcons (9/18/11 at Atl.)

Longest Return With Intercepted Lateral

- 93t Dick Poillon, Redskins (11/21/48 at Phi.)

SINGLE-SEASON TEAM RECORDS



SCORING

Most Points Scored

474 (2014, 16 games)
442 (2013, 16 games)
439 (2010, 16 games)
429 (2009, 16 games)
416 (2008, 16 games)

Fewest Scored

51 (1936, 12 games)
60 (1935, 11 games)
77 (1933, 9 games)

Most Allowed

444 (2012, 16 games)
430 (2015, 16 games)
409 (1967, 14 games)
400 (2014, 16 games)
393 (1973, 14 games)

Fewest Allowed

85 (1934, 11 games)
131 (1944, 10 games)
133 (1945, 10 games)

TOUCHDOWNS

Most Scored

54 (2014, 16 games)
53 (2013, 16 games)
50 (1948, 12 games)
49 (3x - 2010, 16 games)

Fewest Scored

6 (1936, 12 games)

Most Allowed

52 (2012, 16 games)
52 (1967, 14 games)
50 (2015, 16 games)
48 (2014, 16 games)

Fewest Allowed

10 (1934, 11 games)
17 (1950, 12 games)
17 (1949, 12 games)
18 (1945, 10 games)

Most by Rushing

25 (1949, 12 games)
25 (1945, 10 games)
23 (2003, 16 games)

Most by Passing

34 (1990, 16 games)
34 (1961, 14 games)
33 (1954, 12 games)
32 (2013, 16 games)
32 (2004, 16 games)

KICKING

Most Field Goals Made

33 (2016, 15 games)
33 (2008, 16 games)
32 (2014, 16 games)
32 (2010, 16 games)
32 (2009, 16 games)

Most PATs Made

54 (2014, 16 games)
50 (1948, 12 games)
48 (2006, 16 games)
48 (1980, 16 games)
47 (2x - 2010, 16 games)

RUSHING

Most Attempts

632 (1949, 12 games)
587 (1978, 16 games)
581 (1950, 12 games)

Most Yards Gained

2,607 (1949, 12 games)
2,566 (2013, 16 games)
2,556 (1990, 16 games)
2,509 (1981, 16 games)
2,456 (1978, 16 games)

PASSING

Most Attempts

623 (2015, 16 games)
621 (2014, 16 games)
620 (2005, 16 games)
618 (2012, 16 games)
606 (2008, 16 games)

Most Completions

405 (2015, 16 games)
384 (2014, 16 games)
367 (2012, 16 games)
362 (2008, 16 games)
352 (2016, 15 games)

Most Yards Gained (Gross)

4,581 (2014, 16 games)
4,406 (2013, 16 games)
4,380 (2009, 16 games)
4,341 (2015, 16 games)
4,309 (2006, 16 games)

TOTAL NET YARDS

Most Gained

6,676 (2013, 16 games)
6,386 (2011, 16 games)
6,348 (2014, 16 games)
6,230 (2010, 16 games)
6,103 (2006, 16 games)

FIRST DOWNS

Most First Downs

356 (2014, 16 games)
356 (2011, 16 games)
355 (2013, 16 games)
339 (2015, 16 games)
332 (2012, 16 games)

Most by Rushing

157 (1981, 16 games)
143 (1978, 16 games)
143 (1949, 12 games)
142 (1950, 12 games)
138 (1992, 16 games)

Most by Passing

218 (2014, 16 games)
204 (2008, 16 games)
203 (1997, 16 games)
197 (2013, 16 games)
197 (2011, 16 games)

Most by Penalty

41 (2003, 16 games)
36 (2015, 16 games)
34 (1988, 16 games)
32 (1998, 16 games)
31 (2012, 16 games)

FUMBLES

Most Opponents' Fumbles Recovered

27 (1987, 15 games)
26 (1989, 16 games)
25 (1971, 14 games)
22 (1991, 16 games)
22 (2002, 16 games)
22 (1954, 12 games)

INTERCEPTIONS

Most Thrown

36 (1936, 12 games)
34 (1933, 9 games)
31 (1963, 14 games)
31 (1962, 14 games)
31 (1953, 12 games)

Most Intercepted

33 (1944, 10 games)
32 (1988, 16 games)
31 (1950, 12 games)
30 (1960, 12 games)
30 (1989, 16 games)

PENALTIES

Most Penalties

138 (1994, 16 games)
134 (2005, 16 games)
129 (2010, 16 games)
124 (2004, 16 games)
120 (1990, 16 games)

Most Yards Penalized

1,130 (2005, 16 games)
1,107 (1994, 16 games)
1,101 (2010, 16 games)
995 (2014, 16 games)
983 (2006, 16 games)

QUARTERBACK SACKS

Most Sacks Made

62 (1989, 16 games)
60 (1984, 16 games)
57 (1987, 15 games)
56 (2002, 16 games)
55 (1992, 16 games)
55 (1991, 16 games)

Most Sacks Allowed

104 (1986, 16 games)
72 (1987, 15 games)
64 (1997, 16 games)
64 (1992, 16 games)
60 (1984, 16 games)

Fewest Sacks Allowed

22 (1981, 16 games)
23 (2008, 16 games)
23 (1970, 14 games)
26 (1971, 14 games)
26 (1968, 14 games)

Best Season, win percentage

1949 Won 11, Lost 1 (.917)

Best Season, win total

2004 13 wins, 3 losses

Worst Season

1936 Won 1, Lost 11 (.083)

Longest Winning Streak

9 (10/19/03 - 12/15/03)

9 (9/30/60 - 12/4/60)

Longest Winning Streak at Home

13 (12/14/47 - 12/11/49)

Longest Losing Streak at Home

10 (10/14/12 - 10/27/13)

Longest Winning Streak on Road

9 (10/19/03 - 10/24/04)

9 (11/12/00 - 12/16/01)

Longest Losing Streak on Road

12 (12/14/97 - 10/3/99)

12 (10/15/39 - 12/1/40)

Longest Losing Streak

14 (9/20/36 - 9/21/37)

Most Consecutive Wins - Start of Season

7 in 2004

Most Consecutive Wins - End of Season

8 in 1949 (Reg. Season)

Most Consecutive Losses - Start of Season

11 in 1968

Most Consecutive Losses - End of Season

11 in 1936

Total Shutouts by Eagles

36 last vs. NYG, 10/12/14

Most Shutouts in a Season

4 in 1934 and 1948

Most Consecutive Games Scored Points

120 (11/18/62 - 10/3/71)

Most Consecutive Games Scored Touchdown

92 (10/2/77 - 10/16/83)

Largest Comeback Victory

28-24 vs. Chicago Cardinals at Metropolitan Stadium, October 25, 1959 (came back from 24-0 deficit in 3rd qtr.)

28-24 vs. Washington Redskins at Griffith Stadium, October 27, 1946 (came back from 24-0 deficit at half-time)

Largest Comeback vs. Eagles

28-23 vs. Minnesota Vikings at Veterans Stadium, December 1, 1985 (came back from 23-0 deficit in 4th qtr.)

SINGLE-GAME TEAM RECORDS



SCORING

Most Scored

- 64 vs. Cincinnati Reds, 11/6/34
- 59 at Washington Redskins, 11/15/10
- 56 vs. Detroit Lions, 9/23/07
- 56 at Chicago Cardinals, 10/25/53
- 56 vs. Los Angeles Rams, 10/7/50

Most Allowed

- 62 at Giants, 11/26/72
- 56 at Cowboys, 10/9/66
- 56 at Giants, 10/15/33

Most, Both Teams

- 87 Eagles 59, Redskins 28, [at Was.] 11/15/10
- 87 Eagles 45, Redskins 42, [at Phil.] 9/28/47
- 86 Eagles, 44, Bengals 42, [at Phil.] 11/30/97

Fewest, Both Teams

- 0 Eagles 0, Brooklyn Dodgers 0, [at Phil.], 10/1/39

Most, Both Teams — One Quarter

- 47 Eagles 20, Cardinals 27, [at StL], 12/13/64

Most Scored in 1st Quarter

- 28 at Redskins, 11/15/2010
- 27 at Steelers, 12/12/1965
- 26 vs. Cincinnati Reds, 11/6/1934
- 24 at Falcons, 10/8/1967

Most Allowed in 1st Quarter

- 28 at Broncos, 10/4/1998
- 28 at Cowboys, 10/19/1969
- 24 at Bills, 12/2/1990
- 21 [eight times] last at Broncos, 9/29/13

Most Scored Both Teams in 1st Quarter

- 35 at Saints, 12/23/2007, [E-21, NO-14]
- 35 at Cowboys, 10/19/1969, [E-7, C-28]
- 28 [four times] last at Redskins, 11/15/2010 [E-28, R-0]

Most Scored in 2nd Quarter

- 31 vs. Lions, 12/30/1995
- 28 vs. Panthers, 9/13/09
- 28 vs. Packers, 12/5/2004
- 28 at Cowboys, 11/15/2004
- 28 vs. Saints, 11/19/1967

Most Allowed in 2nd Quarter

- 28 vs. Bears, 10/4/1987
- 28 vs. St. Louis Cardinals, 10/18/1970
- 28 vs. Packers, 11/11/1962
- 28 at Bears, 10/17/1943

Most Total Both Teams in 2nd Quarter

- 47 at St. Louis Cardinals, 12/13/1964, [E-20, C-27]
- 42 at Cowboys, 11/15/2004, [E-28, D-14]
- 42 at Redskins, 11/27/1983, [E-21, W-21]
- 38 at St. Louis Cardinals, 12/16/1962, [E-21, C-17]

Most Scored in 1st Half

- 45 at Redskins, 11/15/2010
- 42 vs. Lions, 9/23/2007
- 38 vs. Lions, 12/30/1995
- 35 [three times] last vs. Packers, 12/5/2004

Most Allowed in 1st Half

- 42 at Cowboys, 10/19/1969
- 38 at Giants, 11/26/1972
- 35 [six times] last at Giants, 12/30/2012

Most Scored Both Teams 1st Half

- 63 vs. Lions, 9/23/2007, [E-42, D-21]
- 59 at Redskins, 11/15/2010, [E-45, R-14]
- 59 at St. Louis Cardinals, 12/16/1962, [E-28, C-31]
- 57 at St. Louis Cardinals, 12/13/1964, [E-27, C-30]
- 54 at Cowboys, 9/15/2008, [E-30, D-24]

Most Scored in 3rd Quarter

- 21 vs. Steelers, 9/25/16
- 21 at Raiders, 11/3/13
- 21 at Falcons, 9/18/11
- 21 vs. Redskins, 11/12/1990
- 21 vs. Patriots, 11/4/1973
- 21 at Redskins, 12/3/1967
- 21 vs. Chi. Cardinals [at Minneapolis], 10/25/1959
- 21 vs. NY Giants, 10/4/1959
- 21 vs. Redskins, 11/28/1954
- 21 vs. NY Bulldogs, 11/20/1949

Most Allowed in 3rd Quarter

- 28 vs. Redskins, 10/1/1955
- 23 at Giants, 10/21/1951

Most Scored Both Teams 3rd Quarter

- 42 vs. Redskins, 10/1/1955, [E-14, R-28]
- 35 at Redskins, 12/3/1967, [E-21, R-14]
- 34 at Redskins, 11/1/1942, [E-14, R-20]

Most Scored in 4th Quarter

- 28 at NY Giants, 12/19/2010
- 28 vs. Lions, 12/8/2013
- 26 at Saints, 1/3/1993
- 24 vs. Baltimore Colts, 11/15/1953
- 23 at 49ers, 10/12/2008

Most Allowed in 4th Quarter

- 28 vs. 49ers, 9/24/1989
- 28 vs. Vikings, 12/1/1985
- 28 vs. Chicago Cardinals, 12/7/1947
- 28 vs. Bears, 11/30/1941

Most Scored Both Teams 4th Quarter

- 42 vs. Chicago Cardinals, 12/7/1947, [E-14, C-28]
- 38 vs. 49ers, 9/24/1989, [E-10, S-28]
- 37 at Arizona Cardinals, 11/24/1996, [E-17, A-20]
- 35 [four times] last at Giants, 12/19/2010 [E-28, G-7]

Most Scored in 2nd Half

- 35 at NY Giants, 12/19/2010
- 35 at St. Louis Cardinals, 11/8/1981
- 34 vs. Jaguars, 9/7/2014
- 34 vs. Lions, 12/8/2013
- 32 [three times] last vs. Falcons, 10/1/2000

Most Allowed in 2nd Half

- 49 vs. Bears, 11/30/1941
- 42 vs. Chicago Cardinals, 12/7/1947
- 34 at Oakland Raiders, 10/17/1971
- 31 [seven times] last at Broncos 9/29/13

SINGLE-GAME TEAM RECORDS



Most Scored Both Teams 2nd Half

- 56 vs. Chicago Cardinals, 12/7/1947, [E-14, C-42]
- 52 at Vikings, 12/15/2013, [E-21, V-31]
- 52 vs. Redskins, 10/1/1955, [E-21, R-31]
- 50 vs. Lions, 12/30/1995, [E-20, D-30]
- 49 vs. Bears, 11/30/1941, [E-0, B-49]
- 49 vs. Redskins, 9/28/47, [E-21, R-28]

Most Decisive Victory

- 64 Eagles 64, Cincinnati Reds 0, 11/6/34
- 45 (three times) last vs. Boston Yanks [E-45, Y-0], 11/14/48

Most Decisive Loss

- 56 Giants 56, Eagles 0, 10/15/33
- 52 Giants 62, Eagles 10, 11/26/72

TOUCHDOWNS

Most Scored

- 10 vs. Cincinnati Reds, 11/6/34
- 8 at Redskins, 11/15/10
- 8 vs. Lions, 9/23/07
- 8 at Cardinals, 10/25/53
- 8 vs. Rams, 10/7/50

Most Allowed

- 8 (three times) last at Giants, 11/26/72

Most Scored by Rushing

- 5 at Cowboys, 10/22/61
- 5 vs. Redskins, 10/23/49
- 5 at Redskins, 10/17/48
- 5 vs. Boston Yanks, 12/9/45

Most Allowed by Rushing

- 6 Packers, 11/11/62

Most by Passing

- 7 at Raiders, 11/3/13
- 7 at Redskins, 10/17/54

Most Allowed by Passing

- 5 (12 times) last at Lions, 11/26/15

KICKING

Most Field Goals Made

- 6 at Oilers, 11/12/72
- 5 (five times) last vs. Titans, 11/23/14

Most Field Goals Allowed

- 5 (seven times) last vs. Giants, 10/27/13

TOTAL YARDS

Most Yards Gained

- 592 at Redskins, 11/15/10 (332 passing, 260 rushing)
- 583 vs. 49ers, 9/18/05 (443 passing, 140 rushing)
- 582 at Browns, 11/7/65 (352 passing, 230 rushing)
- 575 vs. Redskins, 11/21/48 (199 passing, 376 rushing)
- 574 vs. Colts, 11/15/81 (339 passing, 235 rushing)

Fewest Yards Gained

- 23 at Lions, 9/20/35
- 54 vs. Packers, 11/11/62

Most Yards Allowed

- 652 at Cowboys, 10/9/66 (440 passing, 212 rushing)

Fewest Yards Allowed

- 29 vs. Brooklyn Dodgers, 12/3/44

FIRST DOWNS

Most, Total

- 34 vs. Saints 10/11/15
- 34 vs. Colts, 11/15/81
- 33 vs. Vikings, 11/11/01
- 32 vs. Cardinals, 11/27/08; at Redskins, 9/17/89; at Chicago Cardinals, 10/25/53; and at Redskins, 12/2/51

Most Allowed, Total

- 37 vs. Packers, 11/11/62

Fewest Allowed, Total

- 1 at NY Bulldogs, 9/22/49; vs. Brooklyn Dodgers, 10/1/39; at Browns, 12/3/50
- 2 vs. Brooklyn Dodgers, 11/11/34

Most by Rushing

- 25 at Redskins, 12/2/51

Most Allowed by Rushing

- 21 vs. Packers, 11/11/62 and vs. Browns, 12/13/59

Fewest Allowed by Rushing

- 0 (7 times) last vs. Cardinals, 11/27/08

Most by Passing

- 24 at Redskins, 9/17/89
- 22 at Redskins, 12/20/14
- 22 at Chargers, 11/15/09
- 22 at Chiefs, 10/2/05

Most Allowed by Passing

- 22 vs. Chargers, 9/15/13
- 22 at Cardinals, 12/13/64
- 21 (3 times) last vs. Rams, 10/5/14

Fewest Allowed by Passing

- 0 (8 times) last at Browns, 12/3/50

Most by Penalty

- 8 at Bears, 11/3/02
- 8 vs. Lions, 12/2/79

Most Allowed by Penalty

- 6 (seven times) last at Cowboys, 11/8/15

RUSHING

Most Attempts

- 64 at Redskins, 12/2/51
- 64 at Baltimore Colts, 10/15/50
- 64 vs. Los Angeles Rams, 11/6/49
- 64 at Redskins, 11/28/43

Most Attempts Allowed

- 67 at Lions, 9/20/35

Most Yards Gained

- 376 vs. Redskins, 11/21/48

Fewest Yards Gained

- 36 at Bears, 11/19/39
- 23 vs. Lions, 11/17/40

Most Yards Allowed

- 370 at Lions, 9/20/35

Fewest Yards Allowed

- 33 vs. Brooklyn Dodgers, 10/2/43
- 26 at Boston Yanks, 12/8/46
- 10 vs. Boston Yanks, 10/22/44
- 13 vs. Brooklyn Tigers, 12/3/44
- 14 vs. Redskins, 9/28/47

SINGLE-GAME TEAM RECORDS



PASSING

Most Attempts

- 62 at Cardinals, 10/26/14
- 62 at Bears, 10/2/89
- 61 vs. Titans, 11/19/06
- 60 at Bengals, 12/4/16
- 60 at Redskins, 12/1/40

Fewest Attempts

- 3 vs. Steelers, 12/1/46

Most Attempts Allowed

- 63 vs. Giants, 12/22/16
- 63 at 49ers, 11/25/02
- 58 at Jets, 9/27/15
- 57 at Patriots, 12/6/15
- 56 at Vikings, 12/3/78

Fewest Attempts Allowed

- 0 at Browns, 12/3/50
- 1 at NY Bulldogs, 9/22/49; at Cardinals, 11/8/36

Most Completions

- 37 vs. Redskins, 12/26/15
- 37 at Redskins, 12/20/14
- 36 at Bengals, 12/4/16
- 36 at Falcons, 9/14/15
- 36 at Cardinals, 10/26/14

Fewest Completions

- 0 at Redskins, 10/18/36

Most Completions Allowed

- 38 vs. Giants, 12/22/16
- 37 vs. Vikings, 9/20/04
- 36 at 49ers, 11/25/02
- 35 at Jets, 9/27/15
- 34 (two times) last at Patriots, 11/25/07

Fewest Completions Allowed

- 0 at Browns, 12/3/50
- 0 vs. NY Bulldogs, 9/22/49
- 0 at Chicago Cardinals, 11/8/36
- 0 vs. Brooklyn Dodgers, 11/29/36
- 0 vs. Cincinnati Reds, 11/6/34

Most Yards Gained (gross)

- 486 vs. Giants, 11/8/53
- 464 vs. Packers, 12/5/04

Fewest Yards Gained (gross)

- 0 at Boston Redskins, 10/18/36

Most Yards Allowed (gross)

- 447 at Cowboys, 10/9/66
- 446 vs. Lions, 9/23/07

Fewest Yards Allowed (gross)

- 0 at Browns, 12/3/50, at NY Bulldogs, 9/22/49, at Cardinals, 11/8/36, and vs. Cincinnati Reds, 11/6/34

PENALTIES

Most Penalties

- 19 vs. Oilers, 10/2/88
- 16 at Seahawks, 12/13/92
- 16 at Giants, 12/3/89

Fewest Penalties

- 0 many times; last vs. Cowboys, 12/28/08

Most Penalties by Opponent

- 22 vs. Bears, 11/26/44

Fewest Penalties by Opponent

- 0 many times; last at Jets, 10/14/07

Most Yards Penalized

- 191 at Seahawks, 12/13/92
- 171 vs. Saints, 11/23/03

Fewest Yards Penalized

- 0 many times; last vs. Cowboys, 12/28/08

Most Yards Opponent Penalized

- 170 vs. Bears, 11/26/44

Fewest Yards Opponent Penalized

- 0 many times; last at Jets, 10/14/07

Most Penalties, Both Teams

- 31 Eagles 19, Houston Oilers 12 (at Phil.), 10/2/88
- 28 Eagles 13, St. Louis Rams 15 (at StL), 12/18/05

Fewest Penalties, Both Teams

- 1 Eagles 1, Brooklyn Dodgers 0 (at Phil.), 10/1/39
- 1 Eagles 1, Chicago Cardinals 0 (at Chi.), 11/10/35
- 1 Eagles 1, Brooklyn Dodgers 0 (at Phil.), 11/11/34

Most Yards Penalized, Both Teams

- 272 Eagles 171, Saints 101 (at Phil.), 11/23/03
- 262 Eagles 157, Chicago Cardinals 105 (at Chi.), 11/30/52

Fewest Yards Penalized, Both Teams

- 5 Eagles 5, Pittsburgh Steelers 0 (at Phil.), 10/24/65
- 5 Eagles 5, Brooklyn Dodgers 0 (at Phil.), 10/1/39
- 5 Eagles 5, Chicago Cardinals 0 (at Chi.), 11/10/35
- 5 Eagles 5, Brooklyn Dodgers 0 (at Phil.), 11/11/34

FUMBLES

Most Committed

- 10 vs. Giants, 10/9/43

Most Lost

- 6 at Redskins, 11/6/55
- 6 at Boston Yanks, 12/8/46
- 6 vs. Steelers, 10/7/34

Most Committed by Opponent

- 8 Packers (at Phil.), 12/1/74
- 7 (six times) last by Giants (at NY), 12/28/02

Most Fumbles Lost by Opponent

- 6 Giants (at NY), 11/17/68
- 6 NY Bulldogs (at Phil.), 11/20/49
- 5 (six times) last by Oilers (at Hou.), 12/2/91

INTERCEPTIONS

Most Thrown

- 7 vs. Cowboys, 9/26/71
- 7 at Boston Redskins, 11/3/35
- 6 (six times) last vs. Cardinals, 10/21/56

Most Intercepted

- 9 at Steelers, 12/12/65
- 8 at Cardinals, 9/24/50
- 7 at Redskins, 12/21/75

TOTAL TURNOVERS

Most Committed

- 9 at Bears, 10/12/47

Most Forced by Defense

- 12 at Steelers, 12/12/65 (9 INTs, 3 fumble rec.)
- 12 at Cardinals, 9/24/50 (8 INTs, 4 fumble rec.)

SINGLE-GAME TEAM RECORDS



PUNTS

Most Punts

15 at Giants, 12/6/87
12 vs. Giants, 12/12/54. at Packers, 11/2/52. vs. Redskins,
10/4/42

Fewest Punts

0 (four times) last vs. Colts, 11/15/81

PUNT RETURNS

Most Punt Returns

12 at Browns, 12/3/50

Most Punt Returns by Opponent

9 (five times) last at Cardinals, 12/24/05

Most Yards Punt Returns

148 at Boston Yanks, 12/8/46

Most Yards Punt Returns Allowed

147 vs. Cardinals, 10/2/66

KICKOFF RETURNS

Most Kickoff Returns

9 at Giants, 11/26/72

9 at Giants, 11/10/46

Most Kickoff Returns Allowed

9 (six times) last vs. Cardinals, 11/27/08

Most Yards Kickoff Returns

261 vs. Cowboys, 11/6/66

253 at Cardinals, 11/24/96

235 vs. Cardinals, 9/19/65

Most Yards Kickoff Returns by Opponent

256 at Browns, 11/7/65

SACKS

Most Sacks Recorded

11 at Cowboys, 9/15/91

10 vs. Lions, 9/23/07

9 vs. Panthers, 11/10/14

9 at Dolphins, 12/11/11

9 vs. Steelers, 9/21/08

9 at Falcons, 12/16/84

Most Sacks Allowed

12 at Giants, 9/30/07

11 vs. Bears, 10/4/87

11 at Raiders, 11/30/86

11 vs. Lions, 11/16/86

11 at Cardinals, 12/18/83

ALL-TIME TEAM HIGHS AND LOWS



EAGLES HIGHS

64	vs. Cin.	11/6/34
10	vs. Cin.	11/6/34
5	{4x} last at Dal.	10/22/61
7	{2x} last at Oak.	11/3/13
7	{2x} last at Hou.	11/12/72
6	at Hou.	11/12/72
34	{2x } last vs. NO	10/11/15
25	at Was.	12/2/51
24	at Was.	9/17/89
592	at Was.	11/15/10
64	{3x} last at Was.	12/2/51
376	vs. Was.	11/21/48
460	vs. NYG	11/8/53
12	at NYG	9/30/07
486	vs. NYG	11/8/53
62	{2x} last at Ari.	10/26/14
37	last vs. Was.	12/26/15
7	{2x} last vs. Dal.	9/26/71
9	at Chi.	10/12/47
10	vs. NYG	10/9/43
6	{3x} last at Was.	11/6/55
15	at NYG	12/6/87
60.0	{2x} last at Min.	10/28/62
19	vs. Hou.	10/2/88
191	at Sea.	12/13/92

CATEGORY

POINTS
TOUCHDOWNS
RUSHING TDS
PASSING TDS
FIELD GOALS ATTEMPTED
FIELD GOALS MADE
TOTAL FIRST DOWNS
RUSHING FIRST DOWNS
PASSING FIRST DOWNS
TOTAL NET YARDS
RUSHING ATTEMPTS
NET YARDS RUSHING
NET YARDS PASSING
QB SACKS ALLOWED
GROSS YARDS PASSING
PASS ATTEMPTS
PASS COMPLETIONS
INTERCEPTIONS THROWN
TOTAL TURNOVERS
FUMBLES BY
FUMBLES LOST
PUNTS
PUNTING AVERAGE
PENALTIES
YARDS PENALIZED

EAGLES LOWS

0	last at Dal.	1/3/10
0	last vs. Dal.	10/20/13
0	last vs. Was.	12/11/16
0	last at Bal.	12/18/16
0	last at Sea.	11/20/16
0	last at Cin.	12/4/16
2	{5x} last vs. Was	10/24/37
0	{7x} last at Dal.	10/9/05
0	{2x} last vs. NYG	10/5/57
23	at Det.	9/20/35
9	{4x} last at Dal.	10/9/05
-36	at Chi.	11/19/39
-13	vs. NYG	12/11/77
0	last vs. NYG	12/22/16
0	at Boston Redskins	10/18/36
3	vs. Pit.	12/1/46
0	at Bos.	10/18/36
0	last vs. Atl.	11/13/16
0	last at Was.	10/16/16
0	last vs. NYG	12/22/16
0	last vs. NYG	12/22/16
0	last vs. Bal.	11/15/81
0.0	last vs. Bal.	11/15/81
0	{16x} last vs. Dal.	12/28/08
0	{16x} last vs. Dal.	12/28/08

OPPONENTS HIGHS

62	at NYG	11/26/72
8	{3x} last at NYG	11/26/72
6	vs. GB	11/11/62
5	{12x} last last at Det.	11/26/15
7	at NO	11/30/69
5	{7x} last vs. NYG	10/27/13
37	vs. GB	11/11/62
21	{2x} last vs. GB	11/11/62
22	at StL	12/13/64
652	at Dal.	10/9/66
67	at Det.	9/20/35
370	at Det.	9/20/35
440	at Dal.	10/9/66
11	at Dal.	9/15/91
447	at Dal.	10/9/66
63	at SF	11/25/02
37	vs. Min.	9/20/04
9	at Pit.	12/12/65
12	{2x} last at Pit.	12/12/65
8	vs. GB	12/1/74
6	{2x} last at NYG	11/17/68
15	at Was.	11/5/39
69.0	at Was.	12/27/03
22	vs. Chi.	11/26/44
170	vs. Chi.	11/26/44

CATEGORY

POINTS
TOUCHDOWNS
RUSHING TDS
PASSING TDS
FIELD GOALS ATTEMPTED
FIELD GOALS MADE
TOTAL FIRST DOWNS
RUSHING FIRST DOWNS
PASSING FIRST DOWNS
TOTAL NET YARDS
RUSHING ATTEMPTS
NET YARDS RUSHING
NET YARDS PASSING
QB SACKS ALLOWED
GROSS YARDS PASSING
PASS ATTEMPTS
PASS COMPLETIONS
INTERCEPTIONS THROWN
TOTAL TURNOVERS
FUMBLES BY
FUMBLES LOST
PUNTS
PUNTING AVERAGE
PENALTIES
YARDS PENALIZED

OPPONENTS LOWS

0	last vs. NYG	10/12/14
0	last vs. Pit.	9/25/16
0	last vs. NYG	12/22/16
0	last vs. Pit.	9/25/16
0	last at NYG	11/6/16
0	last vs. Was.	12/11/16
1	{3x} last at Cle	12/3/50
0	{6x} last vs. Arz.	11/27/08
0	{8x} last at Cle.	12/3/50
29	vs. Brooklyn	12/3/44
10	{2x} last vs. Arz.	11/27/08
-33	vs. Brooklyn	10/2/43
	NA	
0	last vs. NYG	12/22/16
0	{4x} last at Cle.	12/3/50
0	at Cle.	12/3/50
0	{5x} last at Cle.	12/3/50
0	last at Cin.	12/4/16
0	last vs. GB	11/28/16
0	last vs. Was.	12/11/16
0	last vs. NYG	12/22/16
0	last at Pit.	11/7/04
	NA	
0	{11x} last at NYJ	10/14/07
0	{11x} last at NYJ	10/14/07

2016 NFL STANDINGS & SCHEDULE



2016 NFL STANDINGS AND SCHEDULE

Team	W	L	T	Div	Conf	Wk 1	Wk 2	Wk 3	Wk 4	Wk 5	Wk 6	Wk 7	Wk 8	Wk 9	Wk 10	Wk 11	Wk 12	Wk 13	Wk 14	Wk 15	Wk 16	Wk 17	
						at Was	CHI	at SF	CIN	at GB	(BYE)	(BYE)	PHI	at GB	at GB	at GB	at GB	at GB	at GB	at GB	at GB	at GB	at GB
NFC EAST	13	2	0	3-2	9-2	NYG	at Was	CHI	at SF	CIN	at GB	(BYE)	PHI	at Cle	at Pit	BAL	WAS	at Min	at NYG	TB	DET	at Phi	at Phi
Dallas	10	5	0	3-2	7-4	at Dal	NO	WAS	at Min	at GB	BAL	at LA	(BYE)	PHI	CIN	CHI	at Cle	at Pit	DAL	DET	at Phi	at Phi	at Was
NY Giants	8	6	1	3-2	6-5	PIT	DAL	at NYG	CLE	at Bal	PHI	at Det	(BYE)	(BYE)	MIN	GB	at Dal	at Arz	at Phi	CAR	at Chi	NYG	NYG
Washington	6	9	0	1-4	4-7	CLE	at Chi	PIT	(BYE)	at Det	at Was	MIN	at Dal	at NYG	ATL	at Sea	GB	at Cin	WAS	at Bal	NYG	DAL	DAL
Philadelphia	NFC NORTH																						
NFC NORTH	9	6	0	3-2	7-4	at Ind	TEN	at GB	at Chi	PHI	LA	WAS	at Hou	at Min	(BYE)	JAX	MIN	at NO	CHI	at NYG	at Dal	GB	GB
Detroit	9	6	0	4-1	7-4	at Jax	at Min	DET	(BYE)	NYG	DAL	CHI	at Atl	IND	at Ten	at Was	at Phi	HOU	SEA	at Jax	IND	at GB	at Det
Green Bay	7	8	0	1-4	4-7	at Ten	GB	at Car	NYG	HOU	(BYE)	at Phi	at Chi	DET	at Was	ARZ	at Det	DAL	at Jax	IND	at GB	CHI	CHI
Minnesota	3	12	0	2-3	3-8	at Hou	PHI	at Dal	DET	at Ind	JAX	at GB	MIN	(BYE)	at TB	at NYG	TEN	SF	at Det	GB	WAS	at Min	at Min
Chicago	NFC SOUTH																						
NFC SOUTH	10	5	0	4-1	8-3	TB	at Oak	at NO	CAR	at Den	at Sea	SD	GB	at TB	at Phi	(BYE)	ARZ	KC	at LA	SF	at Car	NO	NO
Atlanta	8	7	0	3-2	6-5	at Atl	LA	at Arz	DEN	at Car	(BYE)	at SF	OAK	ATL	CHI	at KC	SEA	at SD	NO	at Dal	at NO	CAR	CAR
Tampa Bay	7	8	0	2-3	6-5	OAK	at NYG	ATL	at SD	(BYE)	CAR	at KC	SEA	at SF	DEN	at Car	LA	DET	at TB	at Arz	TB	at Atl	at Atl
New Orleans	6	9	0	1-4	5-6	at Den	SF	MIN	at Atl	TB	at NO	(BYE)	ARZ	at LA	KC	NO	at Oak	at Sea	SD	at Was	ATL	at TB	at TB
Carolina	NFC WEST																						
NFC WEST	9	5	1	2-2-1	5-5-1	MIA	at LA	SF	at NYJ	(BYE)	ATL	at Arz-t	at NO	BUF	at NE	PHI	at TB	CAR	at GB	LA	ARZ	at SF	at SF
Seattle	6	8	1	3-1-1	5-5-1	NE	TB	at Buf	LA	at SF	NYJ	SEA-t	at Car	(BYE)	SF	at Min	at Atl	WAS	at Mia	NO	at Sea	at LA	at LA
Arizona	4	11	0	2-3	3-8	at SF	SEA	at TB	at Arz	BUF	at Det	NYG	(BYE)	CAR	at NYJ	MIA	at NO	at NE	ATL	at Sea	SF	ARZ	ARZ
Los Angeles	2	13	0	2-3	2-9	LA	at Car	at Sea	DAL	ARZ	at Buf	TB	(BYE)	NO	at Arz	NE	at Mia	at Chi	NYJ	at Atl	at Atl	SEA	SEA
San Francisco	AFC EAST																						
AFC EAST	13	2	0	4-1	10-1	at Arz	MIA	HOU	BUF	at Cle	CIN	at Pit	at Buf	(BYE)	SEA	at SF	at NYJ	LA	WAS	at Den	NYJ	at Mia	at Mia
New England	10	5	0	4-1	7-4	at Sea	at NE	CLE	at Cin	TEN	PIT	BUF	(BYE)	NYJ	SEA	at NYJ	SF	at Bal	ARZ	at NYJ	CLE	at Buf	NE
Miami	7	8	0	1-4	4-7	at Bal	NYJ	ARZ	at NE	at LA	SF	at Mia	NE	at Sea	(BYE)	at Cin	JAX	at Oak	PIT	CLE	MIA	at NYJ	at NYJ
Buffalo	4	11	0	1-4	3-8	CIN	at Buf	at KC	SEA	at Pit	at Arz	BAL	at Cle	at Mia	LA	(BYE)	NE	IND	at SF	MIA	at NE	BUF	BUF
NY Jets	AFC NORTH																						
AFC NORTH	10	5	0	4-1	8-3	at Was	CIN	at Phi	KC	NYJ	at Mia	NE	(BYE)	at Bal	DAL	at Cle	at Ind	NYG	at Buf	at Cin	BAL	CLE	CLE
Pittsburgh	8	7	0	4-1	7-4	BUF	at Cle	at Jax	OAK	WAS	at NYG	at NYJ	(BYE)	PIT	CLE	at Dal	CIN	MIA	at NE	PHI	at Pit	at Cin	at Cin
Baltimore	5	9	1	2-3	4-7	at NYJ	at Pit	DEN	MIA	at Dal	at NE	CLE	WAS-t	(BYE)	at NYG	BUF	at Bal	PHI	at Cle	PIT	at Hou	BAL	BAL
Cincinnati	1	14	0	0-5	1-10	at Phi	BAL	at Mia	at Was	NE	at Ten	at Cin	NYJ	DAL	at Bal	PIT	NYG	(BYE)	CIN	at Buf	SD	at Pit	at Pit
Cleveland	AFC SOUTH																						
AFC SOUTH	9	6	0	5-0	7-4	CHI	KC	at NE	TEN	at Min	IND	at Den	DET	(BYE)	at Jax	at Oak	SD	at GB	at Ten	at KC	at Hou	at Ind	at Ind
Houston	8	7	0	1-4	5-6	MIN	at Det	OAK	at Hou	at Mia	CLE	IND	JAX	(BYE)	at SD	at Ind	CHI	at GB	(BYE)	JAX	at KC	CIN	at Ten
Tennessee	7	8	0	2-3	4-7	DET	at Den	SD	at Jax	CHI	at Hou	at Ten	KC	at GB	(BYE)	TEN	PIT	at NYJ	HOU	at Min	at Oak	JAX	JAX
Indianapolis	3	12	0	2-3	2-9	GB	at SD	BAL	IND	(BYE)	at Chi	OAK	at Ten	at KC	HOU	at Det	at Buf	DEN	MIN	at Hou	TEN	at Ind	at Ind
Jacksonville	AFC WEST																						
AFC WEST	12	3	0	3-2	9-2	at NO	ATL	at Ten	at Bal	SD	KC	at Jax	at TB	(BYE)	at Jax	HOU	CAR	BUF	at KC	at SD	IND	IND	at Den
Oakland	11	4	0	5-0	8-3	SD	at Hou	NYJ	at Pit	(BYE)	at Oak	NO	at Ind	(BYE)	at Car	at Den	TB	at Atl	OAK	at KC	TEN	at SD	at SD
Kansas City	8	7	0	1-4	5-6	CAR	IND	at Cin	at TB	ATL	at SD	HOU	SD	(BYE)	at NO	(BYE)	KC	at Jax	OAK	TEN	at KC	DEN	at SD
Denver	5	10	0	1-4	4-7	at KC	JAX	at Ind	NO	at Oak	DEN	at Atl	TEN	at Oak	MIA	(BYE)	(BYE)	at Hou	at Car	OAK	OAK	at Cle	KC
San Diego	highlighted opponent - win d - clinched division title p - clinched playoff berth e - eliminated from playoff contention																						

highlighted opponent - win ||| d - clinched division title ||| p - clinched playoff berth ||| e - eliminated from playoff contention

WEEK 16 / THROUGH MONDAY, DECEMBER 26, 2016

OFFENSE	N.O.	Atl.	Balt.	Cin.	G.B.	Det.	Jax	Ind.
GAMES (Won-Lost)	7-8	10-5	8-7	5-9-1	9-6	9-6	3-12	7-8
FIRST DOWNS	369	354	294	316	321	305	298	327
Rushing	97	104	72	90	82	71	68	89
Passing	249	220	191	191	205	198	192	202
Penalty	23	30	31	35	34	36	38	36
YDS GAINED (tot)	6343	6188	5228	5340	5452	5013	4889	5447
Avg per Game	422.9	412.5	348.5	356.0	363.5	334.2	325.9	363.1
RUSHING (net)	1610	1786	1391	1616	1548	1234	1449	1535
Avg per Game	107.3	119.1	92.7	107.7	103.2	82.3	96.6	102.3
Rushes	381	399	351	408	343	329	362	387
Yards per Rush	4.2	4.5	4.0	4.0	4.5	3.8	4.0	4.0
PASSING (net)	4733	4402	3837	3724	3904	3779	3440	3912
Avg per Game	315.5	293.5	255.8	248.3	260.3	251.9	229.3	260.8
Passes Att.	624	501	628	535	581	553	587	543
Completed	443	347	406	346	376	362	344	346
Pct Completed	71.0	69.3	64.6	64.7	64.7	65.5	58.6	63.7
Yards Gained	4908	4629	4064	3980	4145	3980	3624	4170
Sacked	25	36	30	40	34	35	32	40
Yards Lost	175	227	227	256	241	201	184	258
Had intercepted	14	7	14	8	8	9	16	14
Yards Opp Ret	240	57	169	92	85	117	308	165
Opp TDs on Int	2	2	0	0	0	1	3	1
PUNTS	53	44	76	73	51	58	73	51
Avg Yards	47.7	46.8	45.9	46.1	43.8	48.4	46.6	49.2
PUNT RETURNS	21	21	29	36	22	20	38	22
Avg Return	10.0	11.1	7.2	6.4	9.8	12.3	5.8	8.3
Returned for TD	0	0	0	0	0	2	0	0
KICKOFF RETURNS	28	22	26	38	32	32	35	32
Avg Return	16.5	21.5	23.7	26.0	19.7	22.5	24.1	25.1
Returned for TD	0	0	0	0	0	0	1	1
PENALTIES	101	95	121	86	90	95	121	98
Yards Penalized	899	784	1070	706	752	831	1124	848
FUMBLES BY	16	8	19	19	21	9	21	15
Fumbles Lost	9	4	7	9	9	5	11	6
Opp Fumbles	17	20	25	12	13	12	17	15
Opp Fum Lost	12	10	10	3	8	4	5	7
POSS. TIME (avg)	30:59	30:13	30:52	29:49	31:02	30:10	29:07	30:40
TOUCHDOWNS	51	58	31	32	47	33	32	44
Rushing	15	19	9	15	11	8	7	12
Passing	36	34	20	17	36	22	23	30
Returns	0	5	2	0	0	3	2	2
EXTRA-PT KICKS	47/48	51/52	26/26	26/32	42/44	28/30	27/30	41/41
2-PT CONVERSIONS	2/3	2/6	4/5	0/0	1/3	1/2	2/2	2/3
FIELD GOALS/FGA	26/32	33/36	37/38	26/33	25/29	30/34	25/30	26/29
POINTS SCORED	437	502	333	298	401	322	298	387

DEFENSE	N.O.	Atl.	Balt.	Cin.	G.B.	Det.	Jax	Ind.
POINTS ALLOWED	416	374	294	305	364	327	376	372
OPP FIRST DOWNS	328	332	269	305	305	305	281	330
Rushing	87	87	64	88	75	90	89	86
Passing	211	216	177	182	208	189	156	210
Penalty	30	29	28	35	22	26	36	34
OPP YARDS GAINED	5541	5466	4783	5277	5415	5228	4763	5652
Avg per Game	369.4	364.4	318.9	351.8	361.0	348.5	317.5	376.8
OPP RUSHING(net)	1484	1540	1277	1740	1439	1548	1609	1744
Avg per Game	98.9	102.7	85.1	116.0	95.9	103.2	107.3	116.3
Rushes	374	347	346	396	355	358	424	379
Yards per Rush	4.0	4.4	3.7	4.4	4.1	4.3	3.8	4.6
OPP PASSING(net)	4057	3926	3506	3537	3976	3680	3154	3908
Avg per Game	270.5	261.7	233.7	235.8	265.1	245.3	210.3	260.5
Passes Att.	546	605	550	542	530	510	510	542
Completed	351	393	351	341	344	372	321	352
Pct Completed	64.3	65.0	63.8	62.9	64.9	72.9	62.9	64.9
Sacked	29	32	30	30	38	25	29	31
Yards Lost	205	219	215	169	280	156	152	198
INTERCEPTED BY	9	11	18	15	16	10	6	8
Yards Returned	109	279	178	138	209	96	104	100
Returned for TD	0	3	0	0	0	1	1	0
OPP PUNT RETURNS	26	21	31	35	16	31	31	15
Avg return	7.6	10.0	11.6	9.5	9.4	6.1	12.5	9.4
OPP KICKOFF RET	39	40	26	38	38	23	13	37
Avg return	22.8	22.6	21.0	22.9	26.5	21.5	21.0	21.2
OPP TOUCHDOWNS	46	44	36	33	42	38	38	40
Rushing	18	13	8	11	10	8	16	11
Passing	23	29	27	22	30	29	18	26
Returns	5	2	1	0	2	1	4	3

WEEK 16 / THROUGH MONDAY, DECEMBER 26, 2016

OFFENSE	N.E.	Miami	Chi.	Minn.	Buff.	NY-J	Dal.	Phil.
GAMES (Won-Lost)	13-2	10-5	3-12	7-8	7-8	4-11	13-2	6-9
FIRST DOWNS	329	262	305	282	314	273	343	309
Rushing	101	87	83	61	139	90	138	106
Passing	191	154	203	194	148	155	182	178
Penalty	37	21	19	27	27	28	23	25
YDS GAINED (tot)	5784	5044	5381	4667	5436	4939	5832	5052
Avg per Game	385.6	336.3	358.7	311.1	362.4	329.3	388.8	336.8
RUSHING (net)	1752	1749	1552	1081	2562	1675	2327	1699
Avg per Game	116.8	116.6	103.5	72.1	170.8	111.7	155.1	113.3
Rushes	453	382	343	352	464	388	478	408
Yards per Rush	3.9	4.6	4.5	3.1	5.5	4.3	4.9	4.2
PASSING (net)	4032	3295	3829	3586	2874	3264	3505	3353
Avg per Game	268.8	219.7	255.3	239.1	191.6	217.6	233.7	223.5
Passes Att.	516	443	539	554	443	520	454	566
Completed	343	292	334	389	271	291	309	353
Pct Completed	66.5	65.9	62.0	70.2	61.2	56.0	68.1	62.4
Yards Gained	4180	3511	3990	3869	3068	3435	3648	3553
Sacked	24	30	26	38	43	34	25	31
Yards Lost	148	216	161	283	194	171	143	200
Had intercepted	2	14	17	4	6	25	4	14
Yards Opp Ret	16	106	254	35	36	198	29	126
Opp TDs on Int	0	1	1	0	0	1	0	0
PUNTS	69	85	65	72	69	71	54	59
Avg Yards	44.5	44.5	43.9	42.9	42.4	42.3	45.7	45.6
PUNT RETURNS	44	34	26	32	26	22	25	19
Avg Return	7.0	9.2	8.3	9.7	11.2	5.7	7.0	12.9
Returned for TD	0	1	1	2	0	0	0	0
KICKOFF RETURNS	27	33	39	32	36	42	21	33
Avg Return	19.1	25.4	20.3	27.1	20.8	21.6	21.3	27.9
Returned for TD	0	1	0	1	0	0	0	2
PENALTIES	86	116	104	101	112	91	100	109
Yards Penalized	755	1068	918	867	960	822	844	884
FUMBLES BY	27	23	22	20	13	23	21	24
Fumbles Lost	9	7	9	11	3	9	9	6
Opp Fumbles	23	24	13	19	22	20	28	23
Opp Fum Lost	9	9	3	10	6	4	11	10
POSS. TIME (avg)	31:13	28:22	28:00	30:25	29:25	30:25	32:10	32:03
TOUCHDOWNS	47	43	31	31	48	25	48	34
Rushing	18	14	10	8	28	10	24	15
Passing	29	25	18	17	17	14	24	14
Returns	0	4	3	6	3	1	0	5
EXTRA-PT KICKS	43/46	39/40	30/31	21/28	39/44	21/23	45/45	27/28
2-PT CONVERSIONS	0/1	1/2	0/0	1/3	4/4	1/1	0/2	4/6
FIELD GOALS/FGA	25/29	16/21	17/22	26/30	18/24	24/28	25/30	33/38
POINTS SCORED	406	349	269	289	389	245	408	340
DEFENSE	N.E.	Miami	Chi.	Minn.	Buff.	NY-J	Dal.	Phil.
POINTS ALLOWED	236	345	361	297	348	399	279	318
OPP FIRST DOWNS	278	327	301	285	320	304	306	285
Rushing	78	101	94	77	115	79	71	85
Passing	177	187	173	177	172	196	212	168
Penalty	23	39	34	31	33	29	23	32
OPP YARDS GAINED	4943	5726	5174	4715	5383	5249	5157	5289
Avg per Game	329.5	381.7	344.9	314.3	358.9	349.9	343.8	352.6
OPP RUSHING(net)	1342	2127	1826	1528	2003	1513	1222	1583
Avg per Game	89.5	141.8	121.7	101.9	133.5	100.9	81.5	105.5
Rushes	345	435	417	367	438	400	310	370
Yards per Rush	3.9	4.9	4.4	4.2	4.6	3.8	3.9	4.3
OPP PASSING(net)	3601	3599	3348	3187	3380	3736	3935	3706
Avg per Game	240.1	239.9	223.2	212.5	225.3	249.1	262.3	247.1
Passes Att.	562	557	496	528	481	514	590	524
Completed	344	343	317	319	286	332	398	317
Pct Completed	61.2	61.6	63.9	60.4	59.5	64.6	67.5	60.5
Sacked	34	33	37	39	38	24	34	31
Yards Lost	227	226	230	301	245	159	196	182
INTERCEPTED BY	12	16	7	12	12	7	9	14
Yards Returned	109	186	73	249	207	90	75	203
Returned for TD	0	1	1	2	1	0	0	3
OPP PUNT RETURNS	25	36	20	25	34	33	22	22
Avg return	4.8	8.3	11.9	8.4	7.0	8.9	8.7	8.1
OPP KICKOFF RET	38	29	35	35	45	26	31	35
Avg return	19.2	20.9	21.2	24.9	21.5	22.5	22.9	19.1
OPP TOUCHDOWNS	25	39	38	31	38	46	31	35
Rushing	6	11	17	9	21	10	8	10
Passing	19	27	19	21	17	30	23	24
Returns	0	1	2	1	0	6	0	1

WEEK 16 / THROUGH MONDAY, DECEMBER 26, 2016

OFFENSE	Clev.	Pitt.	Car.	T.B.	Hou.	Tenn.	NY-G	Wash.
GAMES (Won-Lost)	1-14	10-5	6-9	8-7	9-6	8-7	10-5	8-6-1
FIRST DOWNS	269	315	300	322	285	306	272	329
Rushing	71	92	93	73	96	109	68	88
Passing	168	195	182	209	160	166	180	212
Penalty	30	28	25	40	29	31	24	29
YDS GAINED (tot)	4539	5650	5164	5242	4746	5492	4959	6170
Avg per Game	302.6	376.7	344.3	349.5	316.4	366.1	330.6	411.3
RUSHING (net)	1481	1691	1686	1504	1813	2084	1251	1658
Avg per Game	98.7	112.7	112.4	100.3	120.9	138.9	83.4	110.5
Rushes	317	381	421	428	434	447	358	364
Yards per Rush	4.7	4.4	4.0	3.5	4.2	4.7	3.5	4.6
PASSING (net)	3058	3959	3478	3738	2933	3408	3708	4512
Avg per Game	203.9	263.9	231.9	249.2	195.5	227.2	247.2	300.8
Passes Att.	527	559	531	543	535	478	571	572
Completed	309	357	288	335	321	291	360	385
Pct Completed	58.6	63.9	54.2	61.7	60.0	60.9	63.0	67.3
Yards Gained	3461	4100	3725	3963	3140	3570	3847	4661
Sacked	62	17	33	32	28	24	21	19
Yards Lost	403	141	247	225	207	162	139	149
Had intercepted	13	14	16	17	16	10	16	10
Yards Opp Ret	76	153	159	248	165	184	169	173
Opp TDs on Int	0	0	3	1	0	3	1	2
PUNTS	79	61	72	65	69	72	85	42
Avg Yards	45.2	44.8	46.1	45.9	47.6	44.3	46.3	44.3
PUNT RETURNS	27	19	28	27	37	27	39	24
Avg Return	6.4	8.9	7.2	9.6	11.4	7.2	5.9	12.7
Returned for TD	0	0	0	0	1	0	0	1
KICKOFF RETURNS	32	25	35	21	28	30	31	27
Avg Return	17.9	22.4	21.8	14.6	18.9	20.2	23.8	21.1
Returned for TD	0	0	0	0	0	0	0	0
PENALTIES	90	104	94	104	81	103	83	105
Yards Penalized	699	1025	805	896	833	962	815	867
FUMBLES BY	22	15	13	18	19	17	22	17
Fumbles Lost	8	3	10	8	7	7	11	8
Opp Fumbles	11	17	19	21	15	11	19	22
Opp Fum Lost	3	7	9	12	6	5	7	8
POSS. TIME (avg)	27:21	30:36	30:44	30:44	31:29	30:30	27:49	29:59
TOUCHDOWNS	26	43	38	39	23	43	34	42
Rushing	12	12	15	8	7	15	5	17
Passing	13	30	20	28	14	28	26	24
Returns	1	1	3	3	2	0	3	1
EXTRA-PT KICKS	20/22	34/34	30/33	30/32	20/23	36/38	30/34	35/38
2-PT CONVERSIONS	2/4	3/9	3/5	4/7	0/0	0/5	0/0	0/4
FIELD GOALS/FGA	20/25	24/28	29/34	21/28	34/39	21/23	19/20	33/40
POINTS SCORED	240	372	353	337	262	357	291	386

DEFENSE	Clev.	Pitt.	Car.	T.B.	Hou.	Tenn.	NY-G	Wash.
POINTS ALLOWED	425	303	385	353	304	361	274	364
OPP FIRST DOWNS	343	286	311	308	256	304	282	351
Rushing	116	83	83	96	81	64	81	104
Passing	205	171	212	191	148	214	177	215
Penalty	22	32	16	21	27	26	24	32
OPP YARDS GAINED	5967	5045	5456	5552	4585	5431	5151	5714
Avg per Game	397.8	336.3	363.7	370.1	305.7	362.1	343.4	380.9
OPP RUSHING(net)	2214	1369	1353	1747	1492	1367	1379	1755
Avg per Game	147.6	91.3	90.2	116.5	99.5	91.1	91.9	117.0
Rushes	470	336	351	395	368	334	382	383
Yards per Rush	4.7	4.1	3.9	4.4	4.1	4.1	3.6	4.6
OPP PASSING(net)	3753	3676	4103	3805	3093	4064	3772	3959
Avg per Game	250.2	245.1	273.5	253.7	206.2	270.9	251.5	263.9
Passes Att.	506	550	577	516	496	587	595	562
Completed	323	352	389	329	303	362	347	370
Pct Completed	63.8	64.0	67.4	63.8	61.1	61.7	58.3	65.8
Sacked	22	34	44	35	27	36	31	37
Yards Lost	143	233	256	204	181	243	201	244
INTERCEPTED BY	9	12	16	14	10	12	15	13
Yards Returned	79	133	199	175	113	68	146	186
Returned for TD	1	0	1	3	1	0	1	0
OPP PUNT RETURNS	42	25	38	23	45	34	32	21
Avg return	8.6	9.7	9.9	5.6	9.7	10.0	9.1	8.4
OPP KICKOFF RET	21	27	23	23	45	19	32	25
Avg return	22.2	24.3	18.1	22.5	24.7	22.8	22.8	21.4
OPP TOUCHDOWNS	52	33	41	39	33	41	25	43
Rushing	17	14	11	14	12	9	10	18
Passing	33	18	26	23	19	24	14	22
Returns	2	1	4	2	2	8	1	3

WEEK 16 / THROUGH MONDAY, DECEMBER 26, 2016

OFFENSE	Oak.	Denv.	Ariz.	L.A.	K.C.	S.D.	Sea.	S.F.
GAMES (Won-Lost)	12-3	8-7	6-8-1	4-11	11-4	5-10	9-5-1	2-13
FIRST DOWNS	323	272	347	236	279	314	295	273
Rushing	96	71	94	66	81	82	80	109
Passing	191	173	214	146	180	198	190	145
Penalty	36	28	39	24	18	34	25	19
YDS GAINED (tot)	5748	4820	5524	4080	5123	5310	5339	4677
Avg per Game	383.2	321.3	368.3	272.0	341.5	354.0	355.9	311.8
RUSHING (net)	1865	1341	1648	1200	1645	1381	1504	1957
Avg per Game	124.3	89.4	109.9	80.0	109.7	92.1	100.3	130.5
Rushes	418	370	375	353	381	372	378	427
Yards per Rush	4.5	3.6	4.4	3.4	4.3	3.7	4.0	4.6
PASSING (net)	3883	3479	3876	2880	3478	3929	3835	2720
Avg per Game	258.9	231.9	258.4	192.0	231.9	261.9	255.7	181.3
Passes Att.	563	543	604	508	518	542	529	470
Completed	358	322	361	295	344	327	345	270
Pct Completed	63.6	59.3	59.8	58.1	66.4	60.3	65.2	57.4
Yards Gained	3962	3708	4162	3170	3650	4117	4122	2951
Sacked	16	40	40	42	31	36	40	42
Yards Lost	79	229	286	290	172	188	287	231
Had intercepted	6	10	15	18	7	19	12	10
Yards Opp Ret	39	158	207	231	147	366	153	134
Opp TDs on Int	0	1	1	4	0	3	0	0
PUNTS	73	84	76	91	75	58	68	94
Avg Yards	47.7	45.8	41.1	47.7	45.1	46.2	43.3	43.8
PUNT RETURNS	39	33	34	46	39	32	29	21
Avg Return	9.3	8.1	6.0	7.6	12.7	6.6	8.4	8.3
Returned for TD	0	0	0	0	1	0	0	0
KICKOFF RETURNS	26	19	25	43	38	24	33	33
Avg Return	20.5	24.1	21.8	24.4	23.2	17.5	23.5	19.8
Returned for TD	0	0	0	0	1	0	0	0
PENALTIES	134	114	100	117	105	97	113	95
Yards Penalized	1122	942	838	1030	829	730	936	806
FUMBLES BY	13	23	26	19	18	22	19	26
Fumbles Lost	5	14	11	8	9	14	6	13
Opp Fumbles	26	20	25	18	27	18	16	22
Opp Fum Lost	14	11	13	8	15	10	6	10
POSS. TIME (avg)	31:45	28:10	30:35	29:10	29:55	30:16	29:36	26:30
TOUCHDOWNS	46	32	46	24	38	45	35	33
Rushing	17	10	19	9	14	10	12	13
Passing	28	18	25	14	17	31	22	20
Returns	1	4	2	1	7	4	1	0
EXTRA-PT KICKS	37/39	29/30	38/42	23/23	32/35	39/43	28/33	30/31
2-PT CONVERSIONS	5/6	1/2	1/4	0/1	2/2	0/2	1/2	2/2
FIELD GOALS/FGA	29/35	28/32	18/25	17/20	28/32	24/30	29/33	18/21
POINTS SCORED	410	309	374	218	352	383	329	286

DEFENSE	Oak.	Denv.	Ariz.	L.A.	K.C.	S.D.	Sea.	S.F.
POINTS ALLOWED	361	291	356	350	284	386	269	455
OPP FIRST DOWNS	300	295	284	304	316	304	293	340
Rushing	89	99	88	88	94	93	87	135
Passing	180	162	170	179	193	187	173	174
Penalty	31	34	26	37	29	24	33	31
OPP YARDS GAINED	5653	4836	4760	5048	5498	5189	4846	6126
Avg per Game	376.9	322.4	317.3	336.5	366.5	345.9	323.1	408.4
OPP RUSHING(net)	1739	2028	1466	1576	1809	1464	1425	2567
Avg per Game	115.9	135.2	97.7	105.1	120.6	97.6	95.0	171.1
Rushes	381	466	402	400	411	379	410	523
Yards per Rush	4.6	4.4	3.6	3.9	4.4	3.9	3.5	4.9
OPP PASSING(net)	3914	2808	3294	3472	3689	3725	3421	3559
Avg per Game	260.9	187.2	219.6	231.5	245.9	248.3	228.1	237.3
Passes Att.	514	520	519	541	560	552	515	483
Completed	311	286	327	356	328	343	314	299
Pct Completed	60.5	55.0	63.0	65.8	58.6	62.1	61.0	61.9
Sacked	25	40	41	30	28	34	37	31
Yards Lost	147	221	302	193	162	228	248	154
INTERCEPTED BY	15	13	12	8	16	17	11	10
Yards Returned	147	322	145	52	255	202	72	96
Returned for TD	1	3	1	0	4	2	0	0
OPP PUNT RETURNS	29	38	30	31	30	32	26	39
Avg return	12.2	6.7	9.7	4.1	5.2	5.8	7.5	8.7
OPP KICKOFF RET	43	26	25	22	31	19	27	42
Avg return	20.3	20.2	23.9	19.5	24.4	23.3	20.7	19.9
OPP TOUCHDOWNS	43	29	41	45	31	42	30	54
Rushing	17	15	16	11	10	19	14	24
Passing	25	12	21	29	21	19	15	29
Returns	1	2	4	5	0	4	1	1

WEEK 16 / THROUGH MONDAY, DECEMBER 26, 2016

OFFENSE	NFL/Avg
GAMES (Won-Lost)	---
FIRST DOWNS	304.3
Rushing	89.0
Passing	186.3
Penalty	29.0
YDS GAINED (tot)	5269.3
Avg per Game	351.3
RUSHING (net)	1633.6
Avg per Game	108.9
Rushes	389.1
Yards per Rush	4.2
PASSING (net)	3635.7
Avg per Game	242.4
Passes Att.	536.9
Completed	338.1
Pct Completed	63.0
Yards Gained	3845.7
Sacked	32.7
Yards Lost	210.0
Had intercepted	12.0
Yards Opp Ret	149.8
Opp TDs on Int	1.0
PUNTS	68.3
Avg Yards	45.3
PUNT RETURNS	29.3
Avg Return	8.5
Returned for TD	0.3
KICKOFF RETURNS	30.6
Avg Return	22.0
Returned for TD	0.2
PENALTIES	102.0
Yards Penalized	883.3
FUMBLES BY	19.1
Fumbles Lost	8.3
Opp Fumbles	19.1
Opp Fum Lost	8.3
POSS. TIME (avg)	30:00
TOUCHDOWNS	38.2
Rushing	13.1
Passing	22.9
Returns	2.2
EXTRA POINTS(tot)	93%
Kicks Made/2Pt	50%
FIELD GOALS/FGA	25/30
POINTS SCORED	341.6

DEFENSE	NFL/Avg
POINTS ALLOWED	341.6
OPP FIRST DOWNS	304.3
Rushing	89.0
Passing	186.3
Penalty	29.0
OPP YARDS GAINED	5269.3
Avg per Game	351.3
OPP RUSHING(net)	1633.6
Avg per Game	108.9
Rushes	389.1
Yards per Rush	4.2
OPP PASSING(net)	3635.7
Avg per Game	242.4
Passes Att.	536.9
Completed	338.1
Pct Completed	63.0
Sacked	32.7
Yards Lost	210.0
INTERCEPTED BY	12.0
Yards Returned	149.8
Returned for TD	1.0
OPP PUNT RETURNS	29.3
Avg return	8.5
OPP KICKOFF RET	30.6
Avg return	22.0
OPP TOUCHDOWNS	38.2
Rushing	13.1
Passing	22.9
Returns	2.2

WEEK 16 / THROUGH MONDAY, DECEMBER 26, 2016

TEAM RANKINGS

National Football League

	Offense			Defense		
	Total	Rush	Pass	Total	Rush	Pass
Ariz.	8	15	10	3	11	5
Atl.	2	7	3	23	16	26
Balt.	18	26	11	5	2	10
Buff.	12	*1	31	19	28	7
Car.	19	12	21T	22	4	32
Chi.	13	19	13	13	27	6
Cin.	14	17	16	17	22	11
Cleve.	31	24	28	31	31	21
Dallas	4	2	19	12	*1	27
Denver	27	28	20	6	29	*1
Det.	23	30	14	15	17	16
G.B.	10	20	8	20	9	29
Hou.	28	6	29	*1	13	2
Ind.	11	21	7	27	23	24
Jax	26	25	23	4	20	3
K.C.	20	16	21T	24	26	17
L.A.	32	31	30	10	18	9
Miami	22	9	26	30	30	13
Minn.	30	32	18	2	15	4
N.E.	5	8	4	8	3	14
N.O.	*1	18	*1	25	12	30
Giants	24	29	17	11	7	22
Jets	25	13	27	16	14	20
Oak.	6	5	9	28	21	25
Phil.	21	10	25	18	19	18
Pitt.	7	11	5	9	6	15
S.D.	16	27	6	14	10	19
S.F.	29	4	32	32	32	12
Sea.	15	22T	12	7	8	8
T.B.	17	22T	15	26	24	23
Tenn.	9	3	24	21	5	31
Wash.	3	14	2	29	25	28

T = Tied for position

* = League Leader

WEEK 16 / THROUGH MONDAY, DECEMBER 26, 2016

NFL / TEAM/OFFENSE RANK

Tm	(A)	(B)	(C)	(D)	(E)	(F)	(G)	(H)	(I)	(J)	(K)	(L)	(M)	(N)	(O)	(P)	(Q)
BAL	18	24	26	23	11	26	15	7	22	26	22t	23	10	14	17	19	1
BUF	12	11	1	1	31	24	6	31	13t	14	9t	6	21	30	30	7	30t
CIN	14	18	17	24	16	15	9	27	11	15	3	28	3	11	20	23t	27
CLE	31	27	24	3	28	32	18	32	30	30	4	27	29	18	16	31	25t
DEN	27	25	28	28	20	23	12	25t	28t	31	9t	19	8	15	7	22	8t
HOU	28	31	6	17	29	31	25	10	23	19	30	5	28	6	15	29	10
IND	11	14	21	22	7	12	22	25t	7	7	24t	17	5	1	3	8	5
JAC	26	28	25	20	23	28	23	11	20	27	22t	31	7	8	22	23t	20t
KC	20	16	16	14	21t	18	5	16	25	24	5	2	12	19	13	15	8t
MIA	22	7	9	6	26	6	29	22	31	29	32	13	4	21	18	16	29
NE	5	8	8	25	4	3	1	6	5t	4	7	24	27	22	8	5	13t
NYJ	25	20	13	15	27	25	32	19	26t	23	19t	32	17	31	31	30	15t
OAK	6	10	5	11	9	13	4	1	8	16	12t	12	22	3	11	3	22
PIT	7	6	11	12	5	7	21	2	12	10	12t	14	14	20	19	12	15t
SD	16	15	27	27	6	8	30	21	13t	8	26t	26	30	10	9	10	25t
TEN	9	9	3	4	24	9	13	9	16	5	29	21	24	23	28	13	4
ARI	8	19	15	13	10	22	20	20	3	12	12t	29	16	32	32	11	32
ATL	2	1	7	10	3	1	8	24	2	13	9t	7	18	7	6	1	3
CAR	19	21	12	19	21t	20	26	17	19	20	8	22	15	12	27	14	18
CHI	13	5	19	8	13	10	28	8	17t	18	31	18	23	25	26	28	28
DAL	4	4	2	2	19	4	3	13	4	11	1	25	19	16	12	4	20t
DET	23	17	30	26	14	16	10	18	17t	9	6	4	13	2	2	21	6
GB	10	12	20	9	8	17	7	14	10	2	24t	9	26	26	24	6	13t
LA	32	32	31	31	30	30	31	29	32	32	28	20	6	4	1	32	19
MIN	30	30	32	32	18	21	2	23	24	22	19t	10	2	29	25	26	12
NO	1	3	18	16	1	5	16	5	1	1	2	8	31	5	5	2	24
NYG	24	23	29	30	17	19	24	4	28t	28	12t	30	9	9	10	25	2
PHI	21	26	10	18	25	27	19	12	15	21	12t	1	1	17	14	17	11
SF	29	29	4	5	32	29	14	30	26t	25	12t	16	25	27	23	27	15t
SEA	15	13	22t	21	12	11	17	28	21	17	26t	15	11	28	21	20	7
TB	17	22	22t	29	15	14	27	15	9	6	21	11	32	13	4	18	30t
WAS	3	2	14	7	2	2	11	3	5t	3	12t	3	20	24	29	9	23

Team/Offense Rank

- (A) Total Yards per Game
- (B) Yards per Play
- (C) Rushing Yards per Game
- (D) Rushing Yards per Attempt
- (E) Passing Net Yards per Game
- (F) Passing Net Yards per Play
- (G) Passing, Percent Had Intercepted
- (H) Sacks per Pass Play
- (I) First Downs per Game
- (J) Third Down Efficiency
- (K) Fourth Down Efficiency
- (L) Punt Return Average
- (M) Kickoff Return Average
- (N) Gross Punting Average
- (O) Net Punting Average
- (P) Points per Game
- (Q) Field Goal Percentage

WEEK 16 / THROUGH MONDAY, DECEMBER 26, 2016

NFL / OPPONENT/DEFENSE RANK

Tm	(A)	(B)	(C)	(D)	(E)	(F)	(G)	(H)	(I)	(J)	(K)	(L)	(M)	(N)	(O)	(P)	(Q)	(R)	(S)
BAL	5	8	2	4	10	8	1	23	2	5	25t	29	10	12	17	7	1	9	9
BUF	19	21	28	27	7	19	13	1	25	23	6	8	16	4	2	15	29	8	17
CIN	17	13	22	22	11	12	8	22	18t	14	16t	22	25	13	18	11	17t	22	15
CLE	31	31	31	30	21	31	25	32	31	31	29	15	17	29	26	31	2t	32	31
DEN	6	1	29	20	1	1	12	3	11	7	10t	7	6	32	29	6	24	14t	19
HOU	1	7	13	14	2	5	22	24	1	6	3	23	30	22	12	10	14t	26	11
IND	27	30	23	29	24	24	29	19	28	26	7t	20	13	30	27	24	26	17	22
JAC	4	2	20	6	3	3	32	20	4	8	12	32	11	23	31	26	31	27	12
KC	24	15	26	23	17	14	6	28	24	28	13t	3	29	9	1	5	10	5	28
MIA	30	18	30	31	13	10	5	16	26	1	20	12	9	1	3	14	5	18	29
NE	8	10	3	9	14	7	19	15	3	4	9	2	3	17	19	1	4	1	1
NYJ	16	19	14	5	20	28	31	31	14t	21	2	18	18	8	30	29	17t	30	26t
OAK	28	32	21	26	25	32	4	30	12	17	5	31	7	21	10	19t	23	7	14
PIT	9	14	6	15	15	16	17	12	9	20	19	24	28	5t	7	9	16	4	6
SD	14	11	10	8	19	18	2	13	14t	12	25t	5	26	24	25	28	14t	19	13
TEN	21	22	5	16	31	20	21	14	14t	10	16t	27	22	25	20	19t	17t	20	16
ARI	3	3	11	3	5	4	15	2	6	22	15	25	27	14	23	18	25	14t	3
ATL	23	17	16	25	26	11	24	26	29	25	24	28	20	31	28	25	12t	3	4
CAR	22	20	4	7	32	21	7	4	23	11	27t	26	1	27	32	27	9	25	25
CHI	13	12	27	21	6	15	30	5	13	19	31	30	12	19	22	19t	30	28	10
DAL	12	16	1	11	27	17	27	18	21	13	27t	17	24	5t	8	4	7	2	5
DET	15	26	17	19	16	25	23	29	18t	29	7t	6	15	10	6	13	12t	21	23
GB	20	27	9	13	29	29	3	8	18t	24	22t	21	32	2	5	22t	32	10	18
LA	10	9	18	10	9	9	28	21	14t	9	32	1	4	15	13	16	17t	29	30
MIN	2	5	15	17	4	2	16	6	7t	15	1	13	31	16	14	8	22	23	20
NO	25	25	12	12	30	30	26	25	27	27	10t	10	21	26	16	30	28	13	2
NYG	11	6	7	2	22	6	11	27	5	3	16t	19	23	18	24	3	21	16	21
PHI	18	23	19	18	18	23	10	17	7t	18	13t	11	2	28	21	12	11	11t	24
SF	32	29	32	32	12	27	20	11	30	30	22t	16	5	7	11	32	27	31	32
SEA	7	4	8	1	8	13	18	7	10	16	4	9	8	3	4	2	2t	6	7
TB	26	28	24	24	23	26	9	9	22	2	30	4	19	11	15	17	8	24	26t
WAS	29	24	25	28	28	22	14	10	32	32	21	14	14	20	9	22t	6	11t	8

Opponent/Defense Rank

- (A) Total Yards per Game
 - (B) Yards per Play
 - (C) Rushing Yards per Game
 - (D) Rushing Yards per Attempt
 - (E) Passing Net Yards per Game
 - (F) Passing Net Yards per Play
 - (G) Passing, Percent Had Intercepted
 - (H) Sacks per Pass Play
 - (I) First Downs per Game
 - (J) Third Down Efficiency
 - (K) Fourth Down Efficiency
 - (L) Punt Return Average
 - (M) Kickoff Return Average
 - (N) Gross Punting Average
 - (O) Net Punting Average
 - (P) Points per Game
 - (Q) Field Goal Percentage
- Combined Offense/Defense Rank
- (R) Points per Game Differential
 - (S) Net Yards per Game Differential

WEEK 16 / THROUGH MONDAY, DECEMBER 26, 2016

NFL / TOTAL OFFENSE

Rank	Team	Total	Rushing	Passing	Total	Rushing	Passing
1)	New Orleans	6343	1610	4733	422.9	107.3	315.5
2)	Atlanta	6188	1786	4402	412.5	119.1	293.5
3)	Washington	6170	1658	4512	411.3	110.5	300.8
4)	Dallas	5832	2327	3505	388.8	155.1	233.7
5)	New England	5784	1752	4032	385.6	116.8	268.8
6)	Oakland	5748	1865	3883	383.2	124.3	258.9
7)	Pittsburgh	5650	1691	3959	376.7	112.7	263.9
8)	Arizona	5524	1648	3876	368.3	109.9	258.4
9)	Tennessee	5492	2084	3408	366.1	138.9	227.2
10)	Green Bay	5452	1548	3904	363.5	103.2	260.3
11)	Indianapolis	5447	1535	3912	363.1	102.3	260.8
12)	Buffalo	5436	2562	2874	362.4	170.8	191.6
13)	Chicago	5381	1552	3829	358.7	103.5	255.3
14)	Cincinnati	5340	1616	3724	356.0	107.7	248.3
15)	Seattle	5339	1504	3835	355.9	100.3	255.7
16)	San Diego	5310	1381	3929	354.0	92.1	261.9
17)	Tampa Bay	5242	1504	3738	349.5	100.3	249.2
18)	Baltimore	5228	1391	3837	348.5	92.7	255.8
19)	Carolina	5164	1686	3478	344.3	112.4	231.9
20)	Kansas City	5123	1645	3478	341.5	109.7	231.9
21)	Philadelphia	5052	1699	3353	336.8	113.3	223.5
22)	Miami	5044	1749	3295	336.3	116.6	219.7
23)	Detroit	5013	1234	3779	334.2	82.3	251.9
24)	New York Giants	4959	1251	3708	330.6	83.4	247.2
25)	New York Jets	4939	1675	3264	329.3	111.7	217.6
26)	Jacksonville	4889	1449	3440	325.9	96.6	229.3
27)	Denver	4820	1341	3479	321.3	89.4	231.9
28)	Houston	4746	1813	2933	316.4	120.9	195.5
29)	San Francisco	4677	1957	2720	311.8	130.5	181.3
30)	Minnesota	4667	1081	3586	311.1	72.1	239.1
31)	Cleveland	4539	1481	3058	302.6	98.7	203.9
32)	Los Angeles	4080	1200	2880	272.0	80.0	192.0

NFL / TOTAL DEFENSE

Rank	Team	Total	Rushing	Passing	Total	Rushing	Passing
1)	Houston	4585	1492	3093	305.7	99.5	206.2
2)	Minnesota	4715	1528	3187	314.3	101.9	212.5
3)	Arizona	4760	1466	3294	317.3	97.7	219.6
4)	Jacksonville	4763	1609	3154	317.5	107.3	210.3
5)	Baltimore	4783	1277	3506	318.9	85.1	233.7
6)	Denver	4836	2028	2808	322.4	135.2	187.2
7)	Seattle	4846	1425	3421	323.1	95.0	228.1
8)	New England	4943	1342	3601	329.5	89.5	240.1
9)	Pittsburgh	5045	1369	3676	336.3	91.3	245.1
10)	Los Angeles	5048	1576	3472	336.5	105.1	231.5
11)	New York Giants	5151	1379	3772	343.4	91.9	251.5
12)	Dallas	5157	1222	3935	343.8	81.5	262.3
13)	Chicago	5174	1826	3348	344.9	121.7	223.2
14)	San Diego	5189	1464	3725	345.9	97.6	248.3
15)	Detroit	5228	1548	3680	348.5	103.2	245.3
16)	New York Jets	5249	1513	3736	349.9	100.9	249.1
17)	Cincinnati	5277	1740	3537	351.8	116.0	235.8
18)	Philadelphia	5289	1583	3706	352.6	105.5	247.1
19)	Buffalo	5383	2003	3380	358.9	133.5	225.3
20)	Green Bay	5415	1439	3976	361.0	95.9	265.1
21)	Tennessee	5431	1367	4064	362.1	91.1	270.9
22)	Carolina	5456	1353	4103	363.7	90.2	273.5
23)	Atlanta	5466	1540	3926	364.4	102.7	261.7
24)	Kansas City	5498	1809	3689	366.5	120.6	245.9
25)	New Orleans	5541	1484	4057	369.4	98.9	270.5
26)	Tampa Bay	5552	1747	3805	370.1	116.5	253.7
27)	Indianapolis	5652	1744	3908	376.8	116.3	260.5
28)	Oakland	5653	1739	3914	376.9	115.9	260.9
29)	Washington	5714	1755	3959	380.9	117.0	263.9
30)	Miami	5726	2127	3599	381.7	141.8	239.9
31)	Cleveland	5967	2214	3753	397.8	147.6	250.2
32)	San Francisco	6126	2567	3559	408.4	171.1	237.3

WEEK 16 / THROUGH MONDAY, DECEMBER 26, 2016

NFL / TAKE-AWAYS, GIVE-AWAYS

Rank	Team	TAKE-AWAYS			GIVE-AWAYS			Net Diff
		Int	Fum	Total	Int	Fum	Total	
1)	Oakland	15	14	29	6	5	11	= +18
2)	Kansas City	16	15	31	7	9	16	= +15
3t)	New England	12	9	21	2	9	11	= +10
3t)	Atlanta	11	10	21	7	4	11	= +10
5)	Buffalo	12	6	18	6	3	9	= +9
6t)	Baltimore	18	10	28	14	7	21	= +7
6t)	Dallas	9	11	20	4	9	13	= +7
6t)	Green Bay	16	8	24	8	9	17	= +7
6t)	Minnesota	12	10	22	4	11	15	= +7
10t)	Miami	16	9	25	14	7	21	= +4
10t)	Philadelphia	14	10	24	14	6	20	= +4
12)	Washington	13	8	21	10	8	18	= +3
13)	Pittsburgh	12	7	19	14	3	17	= +2
14t)	Cincinnati	15	3	18	8	9	17	= +1
14t)	Tampa Bay	14	12	26	17	8	25	= +1
16t)	Denver	13	11	24	10	14	24	= 0
16t)	Tennessee	12	5	17	10	7	17	= 0
16t)	Detroit	10	4	14	9	5	14	= 0
19t)	Arizona	12	13	25	15	11	26	= -1
19t)	Carolina	16	9	25	16	10	26	= -1
19t)	Seattle	11	6	17	12	6	18	= -1
22)	New Orleans	9	12	21	14	9	23	= -2
23)	San Francisco	10	10	20	10	13	23	= -3
24t)	Indianapolis	8	7	15	14	6	20	= -5
24t)	New York Giants	15	7	22	16	11	27	= -5
26)	San Diego	17	10	27	19	14	33	= -6
27)	Houston	10	6	16	16	7	23	= -7
28)	Cleveland	9	3	12	13	8	21	= -9
29)	Los Angeles	8	8	16	18	8	26	= -10
30t)	Jacksonville	6	5	11	16	11	27	= -16
30t)	Chicago	7	3	10	17	9	26	= -16
32)	New York Jets	7	4	11	25	9	34	= -23
	Totals	385	265	650	385	265	650	= 0

WEEK 16 / THROUGH MONDAY, DECEMBER 26, 2016

NFL / TEAM/OFFENSE INSIDE THE 20

Rank	Team	Poss	Pts	TD	TD%	FG	Score	Score%
1)	Tennessee	47	262	34	72.3	10	44	93.6
2)	Dallas	55	302	37	67.3	15	52	94.5
3)	New Orleans	62	336	41	66.1	16	57	91.9
4)	San Francisco	41	220	27	65.9	10	37	90.2
5)	Buffalo	52	275	34	65.4	12	46	88.5
6t)	Arizona	49	252	32	65.3	10	42	85.7
6t)	Indianapolis	49	256	32	65.3	10	42	85.7
8)	New England	56	287	35	62.5	15	50	89.3
9)	Jacksonville	38	188	23	60.5	9	32	84.2
10)	Atlanta	58	296	35	60.3	18	53	91.4
11)	Carolina	45	227	27	60.0	13	40	88.9
12)	Green Bay	62	310	36	58.1	20	56	90.3
13)	Oakland	56	278	32	57.1	18	50	89.3
14)	Pittsburgh	46	214	26	56.5	12	38	82.6
15)	Miami	45	215	25	55.6	14	39	86.7
16)	Cleveland	38	181	21	55.3	12	33	86.8
17)	New York Giants	40	190	22	55.0	13	35	87.5
18)	Baltimore	42	199	23	54.8	12	35	83.3
19t)	Chicago	45	206	24	53.3	13	37	82.2
19t)	Detroit	45	218	24	53.3	17	41	91.1
21)	Cincinnati	49	230	26	53.1	18	44	89.8
22)	Tampa Bay	51	242	27	52.9	18	45	88.2
23)	San Diego	57	265	30	52.6	20	50	87.7
24)	Los Angeles	32	145	16	50.0	11	27	84.4
25)	Philadelphia	51	236	25	49.0	20	45	88.2
26)	Seattle	50	223	24	48.0	20	44	88.0
27)	Kansas City	48	205	22	45.8	18	40	83.3
28)	Washington	59	254	27	45.8	23	50	84.7
29)	Denver	44	192	20	45.5	18	38	86.4
30)	Minnesota	46	182	20	43.5	16	36	78.3
31)	Houston	41	174	16	39.0	21	37	90.2
32)	New York Jets	47	174	17	36.2	19	36	76.6

NFL / OPPONENTS/DEFENSE INSIDE THE 20

Rank	Team	Poss	Pts	TD	TD%	FG	Score	Score%
1)	New York Giants	41	162	16	39.0	17	33	80.5
2)	Carolina	52	235	23	44.2	25	48	92.3
3)	Philadelphia	49	206	22	44.9	18	40	81.6
4)	Pittsburgh	51	214	23	45.1	18	41	80.4
5t)	Indianapolis	48	221	24	50.0	20	44	91.7
5t)	Kansas City	48	207	24	50.0	14	38	79.2
7)	Chicago	55	255	28	50.9	21	49	89.1
8)	Houston	41	196	21	51.2	16	37	90.2
9)	Tennessee	52	234	27	51.9	16	43	82.7
10t)	Denver	42	207	22	52.4	18	40	95.2
10t)	New England	42	191	22	52.4	13	35	83.3
12)	Jacksonville	51	244	27	52.9	19	46	90.2
13)	Cincinnati	45	211	24	53.3	16	40	88.9
14)	Seattle	43	193	23	53.5	10	33	76.7
15)	Dallas	50	233	27	54.0	17	44	88.0
16)	Baltimore	42	194	23	54.8	12	35	83.3
17)	New Orleans	51	244	28	54.9	16	44	86.3
18)	Miami	47	215	26	55.3	11	37	78.7
19)	San Diego	59	285	33	55.9	18	51	86.4
20)	Buffalo	50	244	28	56.0	16	44	88.0
21)	New York Jets	49	240	28	57.1	15	43	87.8
22)	Oakland	54	260	31	57.4	15	46	85.2
23)	Minnesota	40	202	23	57.5	14	37	92.5
24)	Arizona	43	206	25	58.1	11	36	83.7
25)	Tampa Bay	46	237	27	58.7	16	43	93.5
26)	Washington	51	254	31	60.8	13	44	86.3
27)	Green Bay	42	222	26	61.9	15	41	97.6
28)	Cleveland	57	300	37	64.9	14	51	89.5
29)	San Francisco	60	322	39	65.0	17	56	93.3
30)	Detroit	49	255	32	65.3	11	43	87.8
31)	Los Angeles	47	262	34	72.3	9	43	91.5
32)	Atlanta	49	283	36	73.5	10	46	93.9

WEEK 16 / THROUGH MONDAY, DECEMBER 26, 2016

NFL / OFFENSE/TEAMS: FIRST DOWNS, THIRD DOWNS, FOURTH DOWNS

Rank	Team	FIRST DOWNS				THIRD DOWNS			FOURTH DOWNS		
		Total	Rush	Pass	Pen	Made	Att	Pct	Made	Att	Pct
1)	New Orleans	369	97	249	23	100	204	49.0	10	12	83.3
2)	Atlanta	354	104	220	30	69	167	41.3	8	14	57.1
3)	Arizona	347	94	214	39	83	200	41.5	4	8	50.0
4)	Dallas	343	138	182	23	75	177	42.4	8	9	88.9
5t)	New England	329	101	191	37	97	215	45.1	8	12	66.7
5t)	Washington	329	88	212	29	86	187	46.0	7	14	50.0
7)	Indianapolis	327	89	202	36	85	192	44.3	7	17	41.2
8)	Oakland	323	96	191	36	81	207	39.1	6	12	50.0
9)	Tampa Bay	322	73	209	40	90	202	44.6	4	9	44.4
10)	Green Bay	321	82	205	34	91	197	46.2	7	17	41.2
11)	Cincinnati	316	90	191	35	81	202	40.1	7	9	77.8
12)	Pittsburgh	315	92	195	28	80	188	42.6	7	14	50.0
13t)	Buffalo	314	139	148	27	80	194	41.2	8	14	57.1
13t)	San Diego	314	82	198	34	82	190	43.2	4	10	40.0
15)	Philadelphia	309	106	178	25	79	210	37.6	13	26	50.0
16)	Tennessee	306	109	166	31	91	202	45.0	4	11	36.4
17t)	Chicago	305	83	203	19	68	176	38.6	3	12	25.0
17t)	Detroit	305	71	198	36	78	183	42.6	7	10	70.0
19)	Carolina	300	93	182	25	79	208	38.0	9	15	60.0
20)	Jacksonville	298	68	192	38	74	207	35.7	7	16	43.8
21)	Seattle	295	80	190	25	76	195	39.0	4	10	40.0
22)	Baltimore	294	72	191	31	78	217	35.9	7	16	43.8
23)	Houston	285	96	160	29	84	218	38.5	5	17	29.4
24)	Minnesota	282	61	194	27	75	201	37.3	8	17	47.1
25)	Kansas City	279	81	180	18	73	201	36.3	10	14	71.4
26t)	New York Jets	273	90	155	28	72	197	36.5	8	17	47.1
26t)	San Francisco	273	109	145	19	76	211	36.0	8	16	50.0
28t)	Denver	272	71	173	28	70	204	34.3	8	14	57.1
28t)	New York Giants	272	68	180	24	72	202	35.6	9	18	50.0
30)	Cleveland	269	71	168	30	69	197	35.0	13	18	72.2
31)	Miami	262	87	154	21	62	176	35.2	0	4	0.0
32)	Los Angeles	236	66	146	24	65	199	32.7	7	18	38.9
	Totals	9738	2847	5962	929	2521	6326	39.9	225	440	51.1

NFL / DEFENSE/OPPONENTS: FIRST DOWNS, THIRD DOWNS, FOURTH DOWNS

Rank	Team	FIRST DOWNS				THIRD DOWNS			FOURTH DOWNS		
		Total	Rush	Pass	Pen	Made	Att	Pct	Made	Att	Pct
1)	Houston	256	81	148	27	73	198	36.9	3	13	23.1
2)	Baltimore	269	64	177	28	74	206	35.9	11	16	68.8
3)	New England	278	78	177	23	69	194	35.6	7	18	38.9
4)	Jacksonville	281	89	156	36	81	214	37.9	5	12	41.7
5)	New York Giants	282	81	177	24	80	226	35.4	7	14	50.0
6)	Arizona	284	88	170	26	83	205	40.5	6	13	46.2
7t)	Minnesota	285	77	177	31	78	197	39.6	2	12	16.7
7t)	Philadelphia	285	85	168	32	77	193	39.9	8	18	44.4
9)	Pittsburgh	286	83	171	32	80	199	40.2	11	21	52.4
10)	Seattle	293	87	173	33	80	201	39.8	4	17	23.5
11)	Denver	295	99	162	34	84	225	37.3	6	15	40.0
12)	Oakland	300	89	180	31	73	183	39.9	3	12	25.0
13)	Chicago	301	94	173	34	79	198	39.9	10	13	76.9
14t)	New York Jets	304	79	196	29	78	194	40.2	2	9	22.2
14t)	San Diego	304	93	187	24	75	196	38.3	11	16	68.8
14t)	Tennessee	304	64	214	26	74	195	37.9	8	16	50.0
14t)	Los Angeles	304	88	179	37	78	206	37.9	11	12	91.7
18t)	Cincinnati	305	88	182	35	78	201	38.8	8	16	50.0
18t)	Detroit	305	90	189	26	83	185	44.9	3	8	37.5
18t)	Green Bay	305	75	208	22	77	187	41.2	12	18	66.7
21)	Dallas	306	71	212	23	71	183	38.8	9	13	69.2
22)	Tampa Bay	308	96	191	21	63	180	35.0	6	8	75.0
23)	Carolina	311	83	212	16	76	199	38.2	9	13	69.2
24)	Kansas City	316	94	193	29	93	212	43.9	8	18	44.4
25)	Buffalo	320	115	172	33	78	192	40.6	4	12	33.3
26)	Miami	327	101	187	39	70	201	34.8	9	16	56.3
27)	New Orleans	328	87	211	30	78	183	42.6	4	10	40.0
28)	Indianapolis	330	86	210	34	76	179	42.5	3	8	37.5
29)	Atlanta	332	87	216	29	82	197	41.6	15	22	68.2
30)	San Francisco	340	135	174	31	99	214	46.3	4	6	66.7
31)	Cleveland	343	116	205	22	90	192	46.9	7	10	70.0
32)	Washington	351	104	215	32	91	191	47.6	9	15	60.0
	Totals	9738	2847	5962	929	2521	6326	39.9	225	440	51.1

WEEK 16 / THROUGH MONDAY, DECEMBER 26, 2016

NFL / FIRST-DOWN PLAYS BY TEAMS

Rank	Team	Yds/Play	Plays	Yards
1)	Atlanta	7.45	457	3404
2)	Chicago	6.65	429	2851
3)	New Orleans	6.38	474	3022
4)	Arizona	5.86	471	2761
5)	Washington	5.85	439	2568
6)	Seattle	5.83	426	2484
7)	New England	5.82	443	2577
8)	Miami	5.78	390	2256
9)	Buffalo	5.77	424	2445
10)	Dallas	5.72	447	2556
11)	San Francisco	5.57	411	2291
12)	Kansas City	5.56	408	2268
13)	Carolina	5.55	442	2455
14)	Indianapolis	5.53	440	2434
15)	Tennessee	5.50	423	2328
16)	San Diego	5.49	433	2378
17)	Philadelphia	5.47	443	2422
18)	Oakland	5.47	443	2421
19)	Green Bay	5.41	426	2305
20)	Baltimore	5.35	437	2338
21)	Pittsburgh	5.13	430	2207
22)	Minnesota	5.12	410	2099
23)	Cleveland	5.03	401	2016
24)	Denver	5.00	414	2069
25)	Jacksonville	4.97	430	2135
26)	Detroit	4.91	409	2009
27)	New York Jets	4.87	407	1983
28)	Cincinnati	4.85	432	2097
29)	Tampa Bay	4.78	446	2131
30)	New York Giants	4.73	413	1955
31)	Los Angeles	4.68	386	1808
32)	Houston	4.63	432	2000
	TOTAL	5.47	13716	75073

NFL / FIRST-DOWN PLAYS BY OPPONENTS

Rank	Team	Yds/Play	Plays	Yards
1)	Jacksonville	4.61	411	1893
2)	Denver	4.94	437	2160
3)	Baltimore	4.97	402	1997
4)	Los Angeles	5.00	427	2135
5)	Arizona	5.09	422	2148
6)	Kansas City	5.10	442	2252
7)	New England	5.12	412	2108
8)	Pittsburgh	5.14	403	2071
9)	Chicago	5.14	417	2143
10)	Seattle	5.22	429	2238
11)	Atlanta	5.23	441	2306
12)	San Diego	5.26	436	2294
13)	Houston	5.27	387	2039
14)	Philadelphia	5.30	413	2190
15)	Dallas	5.32	421	2239
16)	Cincinnati	5.32	426	2267
17)	Minnesota	5.40	419	2264
18)	Buffalo	5.45	436	2378
19)	Cleveland	5.52	448	2474
20)	Miami	5.53	463	2560
21)	New York Jets	5.57	424	2361
22)	Tennessee	5.61	426	2389
23)	Washington	5.66	456	2583
24)	New York Giants	5.73	433	2483
25)	Indianapolis	5.84	444	2592
26)	Carolina	5.94	447	2653
27)	Green Bay	5.98	420	2511
28)	San Francisco	6.02	466	2803
29)	New Orleans	6.03	440	2655
30)	Detroit	6.13	408	2499
31)	Tampa Bay	6.13	435	2666
32)	Oakland	6.40	425	2722
	TOTAL	5.47	13716	75073

WEEK 16 / THROUGH MONDAY, DECEMBER 26, 2016

NFL / KICKOFFS (Receiving Team)

Rank	Team	TotKO	AdjKO	TB	TB%	EZ	EZ%	OB	I20	Avg.Start
1)	Philadelphia	76	74	41	55.4	55	72.4	1	10	27.5
2)	Minnesota	70	66	36	54.5	55	78.6	0	7	26.9
3)	Indianapolis	86	83	52	62.7	66	76.7	1	6	26.4
4)	Cincinnati	73	71	34	47.9	51	69.9	0	9	26.4
5)	Seattle	64	62	28	45.2	42	65.6	1	7	26.0
6)	Jacksonville	88	87	52	59.8	66	75.0	1	8	26.0
7)	New England	63	58	35	60.3	43	68.3	0	5	25.7
8)	Miami	77	75	42	56.0	63	81.8	0	14	25.3
9)	New York Giants	71	71	39	54.9	56	78.9	1	8	25.3
10)	Dallas	69	63	42	66.7	48	69.6	2	2	25.0
11)	Los Angeles	72	71	29	40.8	55	76.4	0	11	24.9
12)	Baltimore	65	62	35	56.5	50	76.9	2	10	24.9
13)	Carolina	87	84	51	60.7	66	75.9	0	13	24.8
14)	Denver	72	70	52	74.3	64	88.9	0	7	24.7
15)	Tennessee	82	75	45	60.0	50	61.0	3	7	24.7
16)	Arizona	81	80	54	67.5	62	76.5	0	13	24.7
17)	Green Bay	83	79	46	58.2	53	63.9	1	11	24.6
18)	Atlanta	77	72	50	69.4	59	76.6	0	7	24.6
19)	Oakland	79	78	50	64.1	60	75.9	3	8	24.6
20)	Washington	79	77	49	63.6	58	73.4	1	9	24.5
21)	Kansas City	68	66	29	43.9	49	72.1	1	14	24.5
22)	Pittsburgh	73	71	46	64.8	58	79.5	1	8	24.5
23)	Houston	72	66	41	62.1	52	72.2	1	9	24.4
24)	San Francisco	91	88	58	65.9	73	80.2	0	11	24.3
25)	Chicago	85	82	45	54.9	56	65.9	0	13	24.3
26)	Buffalo	78	78	42	53.8	58	74.4	0	10	24.2
27)	New York Jets	84	81	39	48.1	56	66.7	1	12	24.1
28)	Detroit	73	73	40	54.8	60	82.2	1	11	23.9
29)	New Orleans	92	90	61	67.8	70	76.1	2	14	23.6
30)	San Diego	86	81	58	71.6	68	79.1	1	11	23.4
31)	Tampa Bay	77	77	56	72.7	65	84.4	0	10	23.3
32)	Cleveland	81	81	49	60.5	56	69.1	0	14	23.0
	Totals	2474	2392	1426	59.6	1843	77.0	25	309	24.8

Note: Average opponent drive start DOES NOT include onside kicks or kickoffs at the end of a half unless either kickoff is returned for a touchdown. All other kickoffs (returned kickoffs, fair catches, touchback and kickoffs out of bounds) are included. Kickoffs resulting in the kicking team retaining possession are not included.

ADJ KO: Adjusted kickoffs are used to compute the Avg. Team Drive Start.

I20: The number of drives that start inside (not including) the 20 yd line.

WEEK 16 / THROUGH MONDAY, DECEMBER 26, 2016

NFL / KICKOFFS (Kicking Team)

Rank	Team	TotKO	AdjKO	TB	TB%	EZ	EZ%	OB	I20	Avg.Start
1)	Philadelphia	81	77	43	55.8	58	71.6	0	17	22.4
2)	New England	86	84	47	56.0	62	72.1	1	15	23.3
3)	Los Angeles	56	55	33	60.0	45	80.4	0	8	23.3
4)	Carolina	83	82	60	73.2	68	81.9	0	10	23.6
5)	Chicago	63	60	25	41.7	46	73.0	0	13	23.8
6)	Indianapolis	84	83	46	55.4	64	76.2	0	12	23.9
7)	Oakland	86	85	43	50.6	57	66.3	0	14	23.9
8)	Tampa Bay	77	74	50	67.6	66	85.7	1	10	24.1
9)	Cincinnati	71	70	32	45.7	50	70.4	0	17	24.1
10)	Miami	71	71	42	59.2	54	76.1	0	8	24.2
11)	Dallas	87	85	55	64.7	73	83.9	0	9	24.2
12)	Atlanta	105	104	65	62.5	81	77.1	0	16	24.5
13)	Detroit	75	70	49	70.0	59	78.7	1	9	24.6
14)	Seattle	79	76	51	67.1	63	79.7	0	7	24.7
15)	New Orleans	86	84	45	53.6	65	75.6	1	11	24.8
16)	New York Jets	64	63	37	58.7	51	79.7	0	10	24.9
17)	Baltimore	78	76	51	67.1	59	75.6	0	5	25.0
18)	Washington	89	87	62	71.3	72	80.9	1	12	25.0
19)	San Diego	86	86	66	76.7	75	87.2	1	5	25.1
20)	Denver	76	71	46	64.8	52	68.4	1	11	25.2
21)	Cleveland	61	58	36	62.1	44	72.1	2	5	25.3
22)	Minnesota	72	69	34	49.3	49	68.1	1	7	25.4
23)	Tennessee	78	75	55	73.3	63	80.8	2	5	25.4
24)	San Francisco	68	64	23	35.9	34	50.0	1	13	25.5
25)	Arizona	75	72	48	66.7	62	82.7	1	6	25.6
26)	Jacksonville	72	66	55	83.3	59	81.9	2	2	25.6
27)	Kansas City	79	75	45	60.0	57	72.2	1	7	26.0
28)	Pittsburgh	81	77	49	63.6	62	76.5	3	8	26.0
29)	Buffalo	81	77	33	42.9	51	63.0	1	13	26.1
30)	Houston	72	69	23	33.3	40	55.6	1	8	26.1
31)	New York Giants	68	65	33	50.8	43	63.2	2	6	26.1
32)	Green Bay	84	82	44	53.7	59	70.2	1	10	26.6
	Totals	2474	2392	1426	59.6	1843	77.0	25	309	24.8

Note: Average team drive start DOES NOT include onside kicks or kickoffs at the end of a half unless either kickoff is returned for a touchdown. All other kickoffs (returned kickoffs, fair catches, touchback and kickoffs out of bounds) are included. Kickoffs resulting in the kicking team retaining possession are not included.

ADJ KO: Adjusted kickoffs are used to compute the Avg. Team Drive Start.

I20: The number of drives that start inside (not including) the 20 yd line.

WEEK 16 / THROUGH MONDAY, DECEMBER 26, 2016

NFL / SINGLE-GAME HIGHS / PLAYERS

Most Points-- 18, Gordon, S.D. at Atl., 10/23 (OT), (3 td, 0 fg, 0 xp, 0 2pt)
Most Points-- 18, Hill, K.C. at Denv., 11/27 (OT), (3 td, 0 fg, 0 xp, 0 2pt)
Most Points-- 18, (19 times in Non-Overtime Games)
Passing Yards-- 513, Carr, Oak. at T.B., 10/30 (OT), (40-59, 513, 4 td, 0 int)
Passing Yards-- 503, Ryan, Atl. vs. Car., 10/2, (28-37, 503, 4 td, 1 int)
Longest Pass-- 98, Brees, N.O. vs. Oak., 9/11, (to Cooks, Brandin, td)
Passing Touchdowns-- 5, Roethlisberger, Pitt. vs. K.C., 10/2, (22-27, 300, 5 td, 0 int)
Rushing Yards-- 236, Bell, Pitt. at Buff., 12/11, (38-236, 3 td)
Rushing Attempts-- 38, Bell, Pitt. at Buff., 12/11, (38-236, 3 td)
Longest Rush-- 85, Crowell, Clev. vs. Balt., 9/18, td
Receptions-- 14, Brown, Pitt. vs. Dal., 11/13, (14-154, 1 td)
Receiving Yards-- 300, J. Jones, Atl. vs. Car., 10/2, (12-300, 1 td)
Kickoff Return Yards-- 166, Erickson, Cin. vs. Pitt., 12/18, (5-166, 0 td)
Kickoff Returns-- 6, (5 times in Non-Overtime Games)
Longest Kickoff Return-- 104, Patterson, Minn. vs. Ariz., 11/20, td
Punt Return Yards-- 100, Roberts, Det. at Chi., 10/2, (2-100, 0 fc, 1 td)
Punt Return Yards-- 100, Sherels, Minn. vs. Hou., 10/9, (4-100, 1 fc, 1 td)
Punt Returns-- 7, Austin, L.A. vs. Atl., 12/11, (7-74, 0 fc, 0 td)
Longest Punt Return-- 85, Roberts, Det. at Chi., 10/2, td
Longest Punt Return-- 85, Crowder, Wash. at Balt., 10/9, td
Interceptions-- 2, (27 times in Non-Overtime Games)
Longest Interception Return-- 100, Rhodes, Minn. vs. Ariz., 11/20, td
Sacks-- 3.5, Beasley, Atl. at Denv., 10/9
Sacks-- 3.5, Ford, K.C. at Ind., 10/30
Scrimmage Yards-- 300, J. Jones, Atl. vs. Car., 10/2, (Rush 0-0, Rec 12-300)
Longest Punt-- 78, Nortman, Jax vs. Ind., 10/2
Longest Punt-- 78, Hekker, L.A. at NY-J, 11/13
Punts-- 11, Dixon, Denv. at Jax , 12/4, (11-506, 46.0)
Field Goals Made-- 6, Boswell, Pitt. at Cin., 12/18, (6-6, 49 lg)
Longest Field Goal-- 60, Catanzaro, Ariz. at Buff., 9/25

WEEK 16 / THROUGH MONDAY, DECEMBER 26, 2016

300-Yard Passing Games

513, Carr, OAK at TB 10/30 (ot) (40-59, 4 TD)
503, Ryan, ATL vs. CAR 10/02 (28-37, 4 TD)
465, Brees, NO vs. CAR 10/16 (34-49, 4 TD)
458, Cousins, WAS at CIN 10/30 (ot) (38-56, 2 TD)
449, Cousins, WAS at DAL 11/24 (41-53, 3 TD)
423, Brees, NO vs. OAK 09/11 (28-42, 4 TD)
408, Roethlisberger, PIT vs. DAL 11/13 (37-46, 3 TD)
406, Brady, NE vs. BAL 12/12 (25-38, 3 TD)
406, Brady, NE at CLE 10/09 (28-40, 3 TD)
405, Winston, TB vs. LA 09/25 (36-58, 3 TD)
403, Manning, NYG vs. BAL 10/16 (32-46, 3 TD)
398, Kaepernick, SF vs. NO 11/06 (24-39, 2 TD)
397, Hoyer, CHI at IND 10/09 (33-43, 2 TD)
396, Ryan, ATL at OAK 09/18 (26-34, 3 TD)
389, Brees, NO at ARI 12/18 (37-48, 4 TD)
387, Tannehill, MIA at NE 09/18 (32-45, 2 TD)
385, Luck, IND vs. DET 09/11 (31-47, 4 TD)
385, Stafford, DET at GB 09/25 (28-41, 3 TD)
382, Bradford, MIN at GB 12/24 (34-50, 3 TD)
381, Flacco, BAL vs. MIA 12/04 (36-47, 4 TD)
380, Roethlisberger, PIT vs. NYJ 10/09 (34-47, 4 TD)
376, Brady, NE vs. CIN 10/16 (29-35, 3 TD)
376, Brees, NO vs. ATL 09/26 (36-54, 3 TD)
376, Palmer, ARI vs. SF 11/13 (30-49, 1 TD)
375, Cousins, WAS vs. GB 11/20 (21-30, 3 TD)
374, Fitzpatrick, NYJ at BUF 09/15 (24-34, 1 TD)
371, A. Rodgers, GB at TEN 11/13 (31-51, 2 TD)
371, Rivers, SD at ATL 10/23 (ot) (27-44, 1 TD)
368, Siemian, DEN vs. KC 11/27 (ot) (20-34, 3 TD)
368, Manning, NYG vs. NO 09/18 (32-41, 0 TD)
367, Brees, NO at KC 10/23 (37-48, 3 TD)
366, Dalton, CIN at PIT 09/18 (31-54, 1 TD)
366, Dalton, CIN at NYJ 09/11 (23-30, 1 TD)
364, Wentz, PHI at NYG 11/06 (27-47, 0 TD)
364, Cousins, WAS vs. DAL 09/18 (28-46, 1 TD)
363, A. Smith, KC vs. SD 09/11 (ot) (34-48, 2 TD)
363, Palmer, ARI at CAR 10/30 (35-46, 3 TD)
362, Barkley, CHI vs. GB 12/18 (30-43, 2 TD)
359, Rivers, SD at OAK 10/09 (21-30, 4 TD)
356, Manning, NYG at PHI 12/22 (38-63, 1 TD)
353, Luck, IND at TEN 10/23 (27-39, 3 TD)
353, Newton, CAR vs. SF 09/18 (24-40, 4 TD)
351, A. Rodgers, GB at WAS 11/20 (26-41, 3 TD)
350, Manning, NYG vs. WAS 09/25 (25-38, 1 TD)
350, Wilson, SEA vs. ARI 12/24 (29-45, 4 TD)
348, Wilson, SEA at NE 11/13 (25-37, 3 TD)
347, A. Rodgers, GB vs. MIN 12/24 (28-38, 4 TD)
344, Ryan, ATL at TB 11/03 (25-34, 4 TD)
342, Palmer, ARI vs. SEA 10/23 (ot) (29-49, 0 TD)
341, Stafford, DET at NO 12/04 (30-42, 2 TD)
341, McCown, CLE vs. NYJ 10/30 (25-49, 2 TD)
340, Stafford, DET at IND 09/11 (31-39, 3 TD)
337, Bortles, JAX at TEN 10/27 (33-54, 3 TD)
336, Kessler, CLE at TEN 10/16 (26-41, 2 TD)
335, Ryan, ATL at SEA 10/16 (27-42, 3 TD)
334, Ryan, ATL vs. TB 09/11 (27-39, 2 TD)
334, Siemian, DEN at TEN 12/11 (35-51, 1 TD)
332, Dalton, CIN vs. PHI 12/04 (23-31, 2 TD)
331, Winston, TB at KC 11/20 (24-39, 1 TD)
331, Luck, IND vs. SD 09/25 (24-37, 1 TD)
329, Taylor, BUF vs. MIA 12/24 (ot) (26-39, 3 TD)
329, Cousins, WAS vs. PIT 09/12 (30-43, 0 TD)
329, Bortles, JAX at SD 09/18 (31-50, 2 TD)
326, A. Rodgers, GB vs. CHI 10/20 (39-56, 3 TD)
326, Rivers, SD vs. MIA 11/13 (23-44, 3 TD)
326, Brees, NO vs. DET 12/04 (31-44, 0 TD)
326, Rivers, SD at IND 09/25 (26-39, 0 TD)
325, Bortles, JAX vs. TEN 12/24 (26-38, 1 TD)
324, Flacco, BAL at NE 12/12 (27-52, 2 TD)
323, Brees, NO at SF 11/06 (28-39, 3 TD)
323, Barkley, CHI vs. WAS 12/24 (24-40, 2 TD)
322, McCown, CLE vs. NYG 11/27 (25-43, 1 TD)
322, Luck, IND vs. CHI 10/09 (28-39, 2 TD)
322, Rivers, SD at CLE 12/24 (23-46, 2 TD)
322, Newton, CAR at NO 10/16 (27-47, 2 TD)
321, Rivers, SD vs. NO 10/02 (28-43, 2 TD)
321, Keenum, LA at DET 10/16 (27-32, 3 TD)
320, Bortles, JAX vs. GB 09/11 (24-39, 1 TD)
319, Prescott, DAL at PIT 11/13 (22-32, 2 TD)
319, Tannehill, MIA vs. CLE 09/25 (ot) (25-39, 3 TD)
319, Carr, OAK at NO 09/11 (24-38, 1 TD)
318, Palmer, ARI vs. NO 12/18 (28-40, 2 TD)
317, Hoyer, CHI at DAL 09/25 (30-49, 2 TD)
317, Carr, OAK vs. SD 10/09 (25-40, 2 TD)
316, Brady, NE vs. SEA 11/13 (23-32, 0 TD)
316, Barkley, CHI vs. TEN 11/27 (28-54, 3 TD)
315, Cousins, WAS vs. CAR 12/19 (32-47, 0 TD)
315, Carr, OAK vs. CAR 11/27 (26-38, 2 TD)
315, Brady, NE at BUF 10/30 (22-33, 4 TD)
314, Wentz, PHI vs. WAS 12/11 (32-46, 1 TD)
313, A. Rodgers, GB at PHI 11/28 (30-39, 2 TD)
313, Mariota, TEN at SD 11/06 (27-43, 3 TD)
312, Winston, TB vs. CHI 11/13 (23-33, 2 TD)
312, Siemian, DEN at CIN 09/25 (23-35, 4 TD)
310, Brees, NO vs. LA 11/27 (28-36, 4 TD)
309, Wilson, SEA at NYJ 10/02 (23-32, 3 TD)
308, Dalton, CIN vs. CLE 10/23 (19-28, 2 TD)
308, Wentz, PHI at CIN 12/04 (36-60, 1 TD)
307, Bradford, MIN at WAS 11/13 (31-40, 2 TD)
307, Flacco, BAL at NYG 10/16 (26-48, 0 TD)
304, Palmer, ARI vs. TB 09/18 (17-30, 3 TD)
303, Brees, NO vs. DEN 11/13 (21-29, 3 TD)
302, Hoyer, CHI vs. JAX 10/16 (30-49, 0 TD)
302, Hoyer, CHI vs. DET 10/02 (28-36, 2 TD)
302, Flacco, BAL at CLE 09/18 (25-45, 2 TD)
301, Wentz, PHI vs. PIT 09/25 (23-31, 2 TD)
301, Cousins, WAS at DET 10/23 (30-39, 1 TD)
301, Prescott, DAL vs. BAL 11/20 (27-36, 3 TD)
300, Palmer, ARI vs. WAS 12/04 (30-46, 3 TD)
300, Newton, CAR at WAS 12/19 (21-37, 2 TD)
300, Roethlisberger, PIT at WAS 09/12 (27-37, 3 TD)
300, Roethlisberger, PIT vs. KC 10/02 (22-27, 5 TD)

100-Yard Receiving Games

300, J. Jones, ATL vs. CAR 10/02 (12 rec., 1 TD)
 222, Beckham, NYG vs. BAL 10/16 (8 rec., 2 TD)
 205, M. Jones, DET at GB 09/25 (6 rec., 2 TD)
 202, Thielen, MIN at GB 12/24 (12 rec., 2 TD)
 186, Cooks, NO at ARI 12/18 (7 rec., 2 TD)
 182, Diggs, MIN vs. GB 09/18 (9 rec., 1 TD)
 181, Olsen, CAR vs. TB 10/10 (9 rec., 0 TD)
 180, Green, CIN at NYJ 09/11 (12 rec., 1 TD)
 174, J. Jones, ATL vs. SD 10/23 (ot) (9 rec., 0 TD)
 174, Hilton, IND vs. SD 09/25 (8 rec., 1 TD)
 173, Cooks, NO vs. CAR 10/16 (7 rec., 1 TD)
 173, Green, CIN vs. MIA 09/29 (10 rec., 1 TD)
 173, Cooper, OAK at TB 10/30 (ot) (12 rec., 1 TD)
 172, Snead, NO vs. OAK 09/11 (9 rec., 1 TD)
 171, Baldwin, SEA vs. ARI 12/24 (13 rec., 1 TD)
 171, Hilton, IND vs. CHI 10/09 (10 rec., 1 TD)
 169, Green, CIN vs. CLE 10/23 (8 rec., 1 TD)
 165, Tate, DET vs. LA 10/16 (8 rec., 1 TD)
 164, Baldwin, SEA vs. SF 09/25 (8 rec., 1 TD)
 164, Diggs, MIN at WAS 11/13 (13 rec., 0 TD)
 162, Sanders, DEN vs. KC 11/27 (ot) (7 rec., 1 TD)
 162, Woods, BUF at SEA 11/07 (10 rec., 0 TD)
 162, R. Gronkowski, NE vs. CIN 10/16 (7 rec., 1 TD)
 160, Kelce, KC vs. DEN 12/25 (11 rec., 1 TD)
 156, Adams, GB at TEN 11/13 (6 rec., 0 TD)
 154, Nelson, GB vs. MIN 12/24 (9 rec., 2 TD)
 154, Brown, PIT vs. DAL 11/13 (14 rec., 1 TD)
 154, Watkins, BUF vs. MIA 12/24 (ot) (7 rec., 1 TD)
 150, Evans, TB vs. ATL 11/03 (11 rec., 2 TD)
 150, Beckham, NYG at PHI 12/22 (11 rec., 0 TD)
 147, A. Robinson, JAX vs. TEN 12/24 (9 rec., 0 TD)
 146, Hilton, IND at NYJ 12/05 (9 rec., 0 TD)
 145, Tate, DET at NO 12/04 (8 rec., 1 TD)
 144, Jo. Brown, ARI vs. LA 10/02 (10 rec., 0 TD)
 144, Pryor, CLE at MIA 09/25 (ot) (8 rec., 0 TD)
 143, Cooks, NO vs. OAK 09/11 (6 rec., 2 TD)
 140, Ty. Williams, SD at ATL 10/23 (ot) (7 rec., 0 TD)
 140, Kelce, KC at ATL 12/04 (8 rec., 0 TD)
 140, Brown, PIT at PHI 09/25 (12 rec., 0 TD)
 139, Coates, PIT vs. NYJ 10/09 (6 rec., 2 TD)
 139, J. Jones, ATL at SEA 10/16 (7 rec., 1 TD)
 138, Cooper, OAK vs. SD 10/09 (6 rec., 1 TD)
 137, Cooper, OAK at NO 09/11 (6 rec., 0 TD)
 136, Britt, LA at DET 10/16 (7 rec., 2 TD)
 135, Landry, MIA at NE 09/18 (10 rec., 0 TD)
 135, J. Jones, ATL at PHI 11/13 (10 rec., 0 TD)
 135, Meredith, CHI vs. WAS 12/24 (9 rec., 1 TD)
 134, Witten, DAL at CLE 11/06 (8 rec., 1 TD)
 133, Hilton, IND at TEN 10/23 (7 rec., 1 TD)
 133, Wright, TEN vs. CLE 10/16 (8 rec., 1 TD)
 132, Fitzgerald, ARI vs. SF 11/13 (12 rec., 0 TD)
 132, Evans, TB vs. LA 09/25 (10 rec., 1 TD)
 132, Coleman, ATL at DEN 10/09 (4 rec., 1 TD)
 132, Adams, GB vs. CHI 10/20 (13 rec., 2 TD)
 132, Nelson, ARI at SEA 12/24 (3 rec., 1 TD)
 131, Pryor, CLE vs. NYG 11/27 (6 rec., 0 TD)
 130, LaFell, CIN at HOU 12/24 (6 rec., 1 TD)
 130, Lockett, SEA vs. LA 12/15 (7 rec., 1 TD)
 130, Meredith, CHI at IND 10/09 (9 rec., 1 TD)
 130, Thomas, NO at KC 10/23 (10 rec., 0 TD)
 129, Hogan, NE vs. BAL 12/12 (5 rec., 1 TD)
 129, Cooper, OAK vs. KC 10/16 (10 rec., 0 TD)
 129, Ware, KC vs. SD 09/11 (ot) (7 rec., 0 TD)
128, Sproles, PHI vs. PIT 09/25 (6 rec., 1 TD)
 127, Thielen, MIN vs. HOU 10/09 (7 rec., 1 TD)
 126, Brown, PIT at WAS 09/12 (8 rec., 2 TD)
 126, Decker, NYJ at BUF 09/15 (6 rec., 1 TD)
 126, Nelson, GB at TEN 11/13 (12 rec., 1 TD)
 126, Thomas, DEN at TEN 12/11 (10 rec., 0 TD)
 125, M. Wilson, CHI vs. TEN 11/27 (8 rec., 1 TD)
 125, Ty. Williams, SD vs. MIA 11/13 (5 rec., 1 TD)
 124, Nelson, GB at CHI 12/18 (7 rec., 0 TD)
 124, Walker, TEN vs. GB 11/13 (9 rec., 1 TD)
 124, Wallace, BAL vs. PIT 11/06 (4 rec., 1 TD)
 122, Matthews, TEN at IND 11/20 (9 rec., 0 TD)
 122, Tate, DET at NYG 12/18 (8 rec., 0 TD)
 122, Olsen, CAR vs. SF 09/18 (5 rec., 1 TD)
 121, Beckham, NYG vs. WAS 09/25 (7 rec., 0 TD)
 121, Green, CIN vs. WAS 10/30 (ot) (9 rec., 0 TD)
 120, Inman, SD vs. NO 10/02 (7 rec., 1 TD)
 120, Wallace, BAL at NYJ 10/23 (10 rec., 0 TD)
 120, Landry, MIA vs. CLE 09/25 (ot) (7 rec., 1 TD)
 119, Inman, SD at HOU 11/27 (6 rec., 1 TD)
 118, Nelson, GB vs. HOU 12/04 (8 rec., 1 TD)
 118, M. Jones, DET vs. TEN 09/18 (8 rec., 0 TD)
 118, D. Jackson, WAS at DAL 11/24 (4 rec., 1 TD)
 117, Sanders, DEN at CIN 09/25 (9 rec., 2 TD)
 117, Ty. Williams, SD at OAK 10/09 (5 rec., 1 TD)
 117, Shepard, NYG vs. NO 09/18 (8 rec., 0 TD)
 117, Benjamin, SD at OAK 10/09 (7 rec., 0 TD)
 116, Garcon, WAS vs. GB 11/20 (6 rec., 1 TD)
 116, Bryant, DAL at PIT 11/13 (6 rec., 1 TD)
 115, Hilton, IND vs. HOU 12/11 (9 rec., 1 TD)
 115, Ginn, CAR at OAK 11/27 (4 rec., 1 TD)
 115, Benjamin, SD vs. JAX 09/18 (6 rec., 2 TD)
 114, B. Marshall, NYJ at PIT 10/09 (8 rec., 1 TD)
114, Matthews, PHI vs. CLE 09/11 (7 rec., 1 TD)
 114, Bennett, NE vs. MIA 09/18 (5 rec., 1 TD)
 114, Hogan, NE at CLE 10/09 (4 rec., 0 TD)
 114, D. Jackson, WAS at CHI 12/24 (5 rec., 0 TD)
 113, Lee, JAX vs. MIN 12/11 (5 rec., 0 TD)
 113, J. Jones, ATL vs. KC 12/04 (7 rec., 0 TD)
 113, Adams, GB at PHI 11/28 (5 rec., 2 TD)
 113, Graham, SEA at NYJ 10/02 (6 rec., 0 TD)
 113, Hopkins, HOU vs. KC 09/18 (7 rec., 1 TD)
 113, Meredith, CHI vs. JAX 10/16 (11 rec., 0 TD)
 113, Bryant, DAL vs. PHI 10/30 (ot) (4 rec., 1 TD)
 112, Goodwin, BUF vs. NYJ 09/15 (2 rec., 1 TD)
112, Ertz, PHI vs. WAS 12/11 (10 rec., 0 TD)
 111, A. Robinson, ATL vs. SF 12/18 (4 rec., 0 TD)
 111, J. Jones, ATL at TB 11/03 (8 rec., 1 TD)
 111, D. Jackson, WAS vs. CAR 12/19 (7 rec., 0 TD)
 111, S. Smith, BAL vs. OAK 10/02 (8 rec., 1 TD)
 111, Royal, CHI vs. DET 10/02 (7 rec., 1 TD)
 110, Green, PIT vs. NYG 12/04 (6 rec., 1 TD)
 110, Crabtree, OAK vs. CAR 11/27 (8 rec., 0 TD)
 110, Thompson, CHI vs. GB 12/18 (8 rec., 0 TD)
 109, Britt, LA at NYJ 11/13 (7 rec., 0 TD)
 109, Fleener, NO vs. ATL 09/26 (7 rec., 1 TD)
 109, R. Gronkowski, NE at CLE 10/09 (5 rec., 0 TD)
 109, R. Gronkowski, NE at BUF 10/30 (5 rec., 1 TD)
 109, Bennett, NE vs. BUF 10/02 (5 rec., 0 TD)
 109, Enunwa, NYJ vs. NE 11/27 (5 rec., 1 TD)
 108, Benjamin, CAR vs. SF 09/18 (7 rec., 2 TD)
 108, Thomas, NO vs. LA 11/27 (9 rec., 2 TD)
 108, Crabtree, OAK at TB 10/30 (ot) (8 rec., 0 TD)
 108, Crowder, WAS at DET 10/23 (7 rec., 0 TD)
 108, Kelce, KC vs. TB 11/20 (7 rec., 0 TD)
 108, Cobb, GB vs. NYG 10/09 (9 rec., 0 TD)
 108, Landry, MIA at NYJ 12/17 (3 rec., 1 TD)
 107, Lee, JAX vs. OAK 10/23 (7 rec., 0 TD)
 107, A. Robinson, JAX vs. HOU 11/13 (9 rec., 1 TD)
 107, Fuller, HOU vs. CHI 09/11 (5 rec., 1 TD)
 107, Crowder, WAS at CIN 10/30 (ot) (9 rec., 1 TD)
 106, Brown, PIT vs. NE 10/23 (7 rec., 0 TD)
 106, Parker, MIA at NE 09/18 (8 rec., 0 TD)
 106, Patton, SF vs. NO 11/06 (6 rec., 0 TD)
 106, J. Jones, ATL at OAK 09/18 (5 rec., 1 TD)
 105, Cook, GB at WAS 11/20 (6 rec., 1 TD)
 105, Jeffery, CHI at HOU 09/11 (4 rec., 0 TD)
 105, Evans, TB at KC 11/20 (6 rec., 0 TD)
 105, Hilton, IND at OAK 12/24 (4 rec., 0 TD)
 105, Matthews, TEN at KC 12/18 (4 rec., 0 TD)
 104, Fuller, HOU vs. KC 09/18 (4 rec., 0 TD)
 104, Adams, GB vs. SEA 12/11 (4 rec., 1 TD)
 104, Evans, TB vs. SEA 11/27 (8 rec., 2 TD)
 104, C. Coleman, CLE vs. BAL 09/18 (5 rec., 2 TD)
 104, Baldwin, SEA vs. PHI 11/20 (4 rec., 0 TD)
 104, Meredith, CHI vs. GB 12/18 (9 rec., 0 TD)
 103, Graham, SEA vs. BUF 11/07 (8 rec., 2 TD)
 103, Parker, MIA at SD 11/13 (5 rec., 0 TD)
 103, Landry, MIA vs. ARI 12/11 (4 rec., 0 TD)
 103, Diggs, MIN at TEN 09/11 (7 rec., 0 TD)
 103, D. Johnson, ARI at ATL 11/27 (8 rec., 1 TD)
 103, Rogers, PIT at BAL 11/06 (6 rec., 0 TD)
 102, Pitta, BAL at CLE 09/18 (9 rec., 0 TD)
 102, Bennett, NE vs. SEA 11/13 (7 rec., 0 TD)
 102, D. Jackson, WAS vs. PIT 09/12 (6 rec., 0 TD)
 102, Crowder, WAS vs. GB 11/20 (3 rec., 1 TD)
 102, Kerley, SF vs. ARI 10/06 (8 rec., 1 TD)
 102, Crabtree, OAK at TEN 09/25 (8 rec., 0 TD)
 102, D. Jackson, WAS at PHI 12/11 (3 rec., 1 TD)
 102, Eifert, CIN vs. WAS 10/30 (ot) (9 rec., 1 TD)
 102, Bryant, DAL at WAS 09/18 (7 rec., 0 TD)
 101, Thielen, MIN at JAX 12/11 (4 rec., 0 TD)
 101, Kelce, KC vs. OAK 12/08 (5 rec., 0 TD)
 101, Kelce, KC at IND 10/30 (7 rec., 1 TD)
 101, Kelce, KC at DEN 11/27 (ot) (8 rec., 0 TD)
 101, Edelman, NE vs. LA 12/04 (8 rec., 0 TD)
 101, Pryor, CLE vs. NYJ 10/30 (6 rec., 0 TD)
 101, Floyd, ARI vs. SF 11/13 (5 rec., 0 TD)
 101, Nelson, GB vs. DET 09/25 (6 rec., 2 TD)
 101, B. Marshall, NYJ at BUF 09/15 (6 rec., 0 TD)
 100, Thomas, DEN at CIN 09/25 (6 rec., 1 TD)
 100, Humphries, TB vs. LA 09/25 (9 rec., 0 TD)
 100, Beckham, NYG at PIT 12/04 (10 rec., 0 TD)
 100, Stills, MIA vs. BUF 10/23 (5 rec., 1 TD)
 100, Graham, SEA vs. SF 09/25 (6 rec., 1 TD)
 100, Sanders, DEN at TEN 12/11 (11 rec., 1 TD)
 100, Bernard, CIN at PIT 09/18 (9 rec., 1 TD)

WEEK 16 / THROUGH MONDAY, DECEMBER 26, 2016

100-Yard Rushing Games

236, Bell, PIT at BUF 12/11 (38 att., 3 TD)
214, Ajayi, MIA vs. BUF 10/23 (28 att., 1 TD)
206, Ajayi, MIA at BUF 12/24 (ot) (32 att., 1 TD)
204, Ajayi, MIA vs. PIT 10/16 (25 att., 2 TD)
196, Gordon, SD vs. TEN 11/06 (32 att., 1 TD)
193, Hyde, SF vs. NYJ 12/11 (ot) (17 att., 0 TD)
168, Hill, CIN vs. CLE 10/23 (9 att., 1 TD)
162, Montgomery, GB at CHI 12/18 (16 att., 2 TD)
159, Elliott, DAL vs. TB 12/18 (23 att., 1 TD)
158, Ingram, NO at SF 11/06 (15 att., 1 TD)
157, Elliott, DAL at GB 10/16 (28 att., 0 TD)
157, D. Johnson, ARI at SF 10/06 (27 att., 2 TD)
154, Rodgers, TB at SF 10/23 (26 att., 0 TD)
153, Howard, CHI vs. MIN 10/31 (26 att., 1 TD)
153, McCoy, BUF vs. CLE 12/18 (19 att., 2 TD)
152, Freeman, ATL at NO 09/26 (14 att., 0 TD)
150, McCoy, BUF at LA 10/09 (18 att., 0 TD)
149, L. Miller, HOU vs. IND 10/16 (ot) (24 att., 1 TD)
146, Bell, PIT at CLE 11/20 (28 att., 1 TD)
146, Ingram, NO vs. LA 11/27 (14 att., 1 TD)
145, Powell, NYJ at SF 12/11 (ot) (29 att., 2 TD)
144, Bell, PIT vs. KC 10/02 (18 att., 0 TD)
143, D. Williams, PIT at WAS 09/12 (26 att., 2 TD)
140, Elliott, DAL vs. CHI 09/25 (30 att., 0 TD)
140, McCoy, BUF vs. SF 10/16 (19 att., 3 TD)
139, Freeman, ATL vs. SF 12/18 (20 att., 3 TD)
138, Elliott, DAL at SF 10/02 (23 att., 1 TD)
137, Kelley, WAS vs. GB 11/20 (24 att., 3 TD)
135, Jones, WAS vs. PHI 10/16 (16 att., 1 TD)
134, Elliott, DAL vs. CIN 10/09 (15 att., 2 TD)
133, Crowell, CLE vs. BAL 09/18 (18 att., 1 TD)
132, Stewart, CAR at WAS 12/19 (25 att., 0 TD)
131, Ware, KC at OAK 10/16 (24 att., 1 TD)
130, McCoy, BUF at OAK 12/04 (17 att., 0 TD)
128, Mathews, PHI at BAL 12/18 (20 att., 1 TD)
128, McCoy, BUF vs. MIA 12/24 (ot) (24 att., 1 TD)
127, Blount, NE at PIT 10/23 (24 att., 2 TD)
124, Blount, NE at SF 11/20 (19 att., 0 TD)
123, Murray, TEN vs. GB 11/13 (17 att., 1 TD)
123, Blount, NE vs. MIA 09/18 (29 att., 1 TD)
123, Murray, TEN vs. JAX 10/27 (21 att., 1 TD)
122, Bell, PIT vs. BAL 12/25 (20 att., 1 TD)
121, Murray, TEN at MIA 10/09 (27 att., 0 TD)
120, Bell, PIT at IND 11/24 (23 att., 1 TD)
120, Crowell, CLE at WAS 10/02 (16 att., 1 TD)
119, Howard, CHI vs. WAS 12/24 (18 att., 0 TD)
118, Bell, PIT vs. NYG 12/04 (29 att., 0 TD)
118, Howard, CHI at IND 10/09 (16 att., 0 TD)
117, Jones, WAS vs. CLE 10/02 (22 att., 1 TD)
117, Howard, CHI vs. SF 12/04 (32 att., 3 TD)
114, Elliott, DAL at PIT 11/13 (21 att., 2 TD)
114, Murray, OAK vs. DEN 11/06 (20 att., 3 TD)
114, Murray, TEN vs. OAK 09/25 (16 att., 1 TD)
113, D. Johnson, ARI vs. SEA 10/23 (ot) (33 att., 0 TD)
113, Crowell, CLE vs. CIN 12/11 (10 att., 0 TD)
113, Kaepernick, SF at MIA 11/27 (10 att., 0 TD)
113, West, BAL vs. OAK 10/02 (21 att., 1 TD)
111, Gordon, SD at DEN 10/30 (23 att., 0 TD)
111, Howard, CHI vs. DET 10/02 (23 att., 0 TD)
111, Hill, CIN at CLE 12/11 (25 att., 1 TD)
111, Ajayi, MIA vs. NYJ 11/06 (24 att., 1 TD)
111, D. Johnson, ARI vs. NYJ 10/17 (22 att., 3 TD)
110, McCoy, BUF vs. ARI 09/25 (17 att., 2 TD)
109, Mathews, PHI vs. ATL 11/13 (19 att., 2 TD)
107, L. Miller, HOU at IND 12/11 (21 att., 1 TD)
107, C. Anderson, DEN vs. HOU 10/24 (16 att., 1 TD)
107, Ivory, JAX at KC 11/06 (18 att., 0 TD)
107, Murray, TEN vs. IND 10/23 (25 att., 1 TD)
107, Elliott, DAL at NYG 12/11 (24 att., 0 TD)
106, Rawls, SEA vs. CAR 12/04 (15 att., 2 TD)
106, Michael, SEA vs. SF 09/25 (20 att., 2 TD)
106, L. Miller, HOU vs. CHI 09/11 (28 att., 0 TD)
106, Gore, IND at HOU 10/16 (ot) (22 att., 0 TD)
105, Blount, NE vs. HOU 09/22 (24 att., 2 TD)
104, L. Miller, HOU at OAK 11/21 (24 att., 1 TD)
104, Hogan, CLE at CIN 10/23 (7 att., 1 TD)
103, McCoy, BUF vs. JAX 11/27 (19 att., 2 TD)
103, D. Johnson, ARI at MIN 11/20 (22 att., 1 TD)
103, Murray, OAK at KC 12/08 (22 att., 1 TD)
103, Lacy, GB vs. DET 09/25 (17 att., 0 TD)
103, Hyde, SF at SEA 09/25 (21 att., 2 TD)
102, Gordon, SD vs. JAX 09/18 (24 att., 1 TD)
102, Hightower, NO vs. SEA 10/30 (26 att., 0 TD)
101, Rodgers, TB at CAR 10/10 (30 att., 0 TD)
101, Gore, IND at MIN 12/18 (26 att., 0 TD)
100, Forte, NYJ vs. BAL 10/23 (30 att., 1 TD)
100, Forte, NYJ at BUF 09/15 (30 att., 3 TD)
100, Whittaker, CAR vs. SF 09/18 (16 att., 0 TD)
100, Howard, CHI at TB 11/13 (15 att., 0 TD)

WEEK 16 / THROUGH MONDAY, DECEMBER 26, 2016

NFL / LEADING PASSERS

Player, Team	Pct			Yds	Avg		Pct			Pct	Rating
	Att	Comp	Comp		Gain	TD	TD	Long	Int		
Ryan, Atl.	498	346	69.5	4613	9.26	34	6.8	76t	7	1.4	115.5
Brady, N.E.	399	266	66.7	3278	8.22	25	6.3	79t	2	0.5	110.7
*Prescott, Dal.	451	307	68.1	3630	8.05	23	5.1	83t	4	0.9	105.6
Brees, N.O.	623	442	70.9	4858	7.80	35	5.6	98t	14	2.2	103.1
A. Rodgers, G.B.	571	374	65.5	4128	7.23	36	6.3	66t	7	1.2	102.7
Cousins, Was.	571	384	67.3	4630	8.11	24	4.2	80t	10	1.8	98.6
Bradford, Min.	519	370	71.3	3627	6.99	17	3.3	71t	4	0.8	98.3
Luck, Ind.	505	322	63.8	3919	7.76	29	5.7	64t	12	2.4	96.8
Carr, Oak.	559	356	63.7	3933	7.04	28	5.0	75t	6	1.1	96.7
Mariota, Ten.	451	276	61.2	3426	7.60	26	5.8	60	9	2.0	95.6
Roethlisberger, Pit.	509	328	64.4	3819	7.50	29	5.7	72t	13	2.6	95.4
Tannehill, Mia.	389	261	67.1	2995	7.70	19	4.9	74t	12	3.1	93.5
Stafford, Det.	553	362	65.5	3980	7.20	22	4.0	73t	9	1.6	93.1
Wilson, Sea.	514	334	65.0	3961	7.71	20	3.9	59	11	2.1	92.4
Dalton, Cin.	535	346	64.7	3980	7.44	17	3.2	86t	8	1.5	91.3
A. Smith, K.C.	461	307	66.6	3238	7.02	13	2.8	80t	7	1.5	89.9
Taylor, Buf.	436	269	61.7	3023	6.93	17	3.9	84t	6	1.4	89.7
Rivers, S.D.	540	327	60.6	4117	7.62	31	5.7	59	19	3.5	88.8
Kaepernick, S.F.	310	179	57.7	2026	6.54	15	4.8	65t	4	1.3	88.2
Winston, T.B.	532	325	61.1	3888	7.31	27	5.1	45t	17	3.2	87.0
Palmer, Ariz	559	344	61.5	3978	7.12	23	4.1	80t	13	2.3	87.0
Manning, NY-G	571	360	63.0	3847	6.74	26	4.6	75t	16	2.8	86.2
Flacco, Bal.	623	404	64.8	4050	6.50	20	3.2	95t	14	2.2	84.5
Siemian, Den.	459	272	59.3	3195	6.96	16	3.5	76t	9	2.0	83.9
*Wentz, Phi.	564	352	62.4	3537	6.27	14	2.5	73t	14	2.5	78.2
Bortles, Jac.	586	343	58.5	3604	6.15	22	3.8	51t	16	2.7	77.6
Newton, Car.	478	252	52.7	3272	6.85	18	3.8	88t	11	2.3	77.5
Keenum, L.A.	322	196	60.9	2201	6.84	9	2.8	65t	11	3.4	76.4
Osweiler, Hou.	470	280	59.6	2704	5.75	14	3.0	53	16	3.4	71.4
Fitzpatrick, NY-J	373	208	55.8	2500	6.70	10	2.7	57	17	4.6	66.4

NFL / LEADING PASSERS, RANKS

Player, Team	Pct			Yds	Avg		Pct			Pct	Rating
	Att	Comp	Comp		Gain	TD	TD	Long	Int		
Ryan, Atl.	18	10t	3	3	1	3	1		7t	8	1
Brady, N.E.	26	25	7	21	2	11	3		1	1	2
*Prescott, Dal.	23t	19t	4	16	4	13t	9		2t	3	3
Brees, N.O.	1t	1	2	1	5	2	8		22t	16t	4
A. Rodgers, G.B.	4t	4	9	4	14	1	2		7t	5	5
Cousins, Was.	4t	3	5	2	3	12	15		14	12	6
Bradford, Min.	14	5	1	17	19	21t	23		2t	2	7
Luck, Ind.	17	18	15	12	6	5t	5		18t	20	8
Carr, Oak.	8t	8	16	11	17	7	11		5t	4	9
Mariota, Ten.	23t	22	21	20	10	9t	4		11t	14	10
Roethlisberger, Pit.	16	15	14	15	11	5t	7		20t	22	11
Tannehill, Mia.	27	26	6	26	8	19	12		18t	25	12
Stafford, Det.	10	6	10	7t	15	15t	17		11t	11	13
Wilson, Sea.	15	14	11	10	7	17t	19		15t	15	14
Dalton, Cin.	12	10t	13	7t	12	21t	25		10	9	15
A. Smith, K.C.	21	19t	8	23	18	28	27		7t	10	16
Taylor, Buf.	25	24	19	25	21	21t	18		5t	7	17
Rivers, S.D.	11	16	24	5	9	4	6		30	29	18
Kaepernick, S.F.	30	30	28	30	26	25	13		2t	6	19
Winston, T.B.	13	17	22	13	13	8	10		28t	26	20
Palmer, Ariz	8t	12	20	9	16	13t	16		20t	19	21
Manning, NY-G	4t	7	17	14	24	9t	14		25t	24	22
Flacco, Bal.	1t	2	12	6	27	17t	24		22t	16t	23
Siemian, Den.	22	23	26	24	20	24	22		11t	13	24
*Wentz, Phi.	7	9	18	19	28	26t	30		22t	21	25
Bortles, Jac.	3	13	27	18	29	15t	21		25t	23	26
Newton, Car.	19	27	30	22	22	20	20		15t	18	27
Keenum, L.A.	29	29	23	29	23	30	28		15t	28	28
Osweiler, Hou.	20	21	25	27	30	26t	26		25t	27	29
Fitzpatrick, NY-J	28	28	29	28	25	29	29		28t	30	30

WEEK 16 / THROUGH MONDAY, DECEMBER 26, 2016

NFL / FOURTH-QUARTER PASSING LEADERS

Rank	Player, Team	Att	Comp	Comp%	Yards	YPA	TD	TD%	Int	Int%	Rating
1)	Brady, N.E.	82	55	67.1	796	9.71	4	4.9	0	0.0	114.7
2)	Roethlisberger, Pit.	138	96	69.6	1182	8.57	10	7.2	2	1.4	113.9
3)	A. Rodgers, G.B.	122	79	64.8	1019	8.35	10	8.2	2	1.6	111.3
4)	Carr, Oak.	129	77	59.7	1079	8.36	10	7.8	1	0.8	109.3
5)	*Prescott, Dal.	111	74	66.7	819	7.38	6	5.4	0	0.0	106.4
6)	Luck, Ind.	145	92	63.4	1183	8.16	10	6.9	2	1.4	106.2
7)	Siemian, Den.	126	75	59.5	1103	8.75	9	7.1	3	2.4	102.1
8)	Bradford, Min.	167	127	76.0	1098	6.57	7	4.2	2	1.2	101.8
9)	Wilson, Sea.	154	100	64.9	1227	7.97	9	5.8	3	1.9	100.8
10)	Hoyer, Chi.	70	48	68.6	509	7.27	2	2.9	0	0.0	99.0
11)	Ryan, Atl.	97	57	58.8	838	8.64	7	7.2	3	3.1	98.2
12)	Brees, N.O.	182	129	70.9	1354	7.44	12	6.6	7	3.8	98.1
13)	Cousins, Was.	144	94	65.3	1183	8.22	7	4.9	4	2.8	95.3
14)	A. Smith, K.C.	122	83	68.0	784	6.43	5	4.1	2	1.6	92.4
15)	Tannehill, Mia.	102	65	63.7	749	7.34	7	6.9	4	3.9	92.3
16)	Palmer, Ariz	170	109	64.1	1222	7.19	10	5.9	7	4.1	87.9
17)	Stafford, Det.	145	94	64.8	1122	7.74	6	4.1	5	3.4	87.8
18)	Mariota, Ten.	132	79	59.8	855	6.48	7	5.3	3	2.3	87.2
19)	Taylor, Buf.	103	59	57.3	733	7.12	6	5.8	3	2.9	86.8
20)	Osweiler, Hou.	131	82	62.6	756	5.77	5	3.8	2	1.5	84.7
21)	Bortles, Jac.	193	111	57.5	1207	6.25	10	5.2	5	2.6	82.5
22)	Dalton, Cin.	143	89	62.2	971	6.79	4	2.8	4	2.8	79.9
23)	*Goff, L.A.	51	30	58.8	280	5.49	2	3.9	1	2.0	78.9
24)	Kaepernick, S.F.	113	60	53.1	578	5.12	3	2.7	0	0.0	76.5
25)	Flacco, Bal.	156	94	60.3	971	6.22	4	2.6	4	2.6	76.1
26)	*Kessler, Cle.	52	30	57.7	331	6.37	1	1.9	1	1.9	75.1
27)	Winston, T.B.	144	80	55.6	875	6.08	6	4.2	5	3.5	73.1
28)	Barkley, Chi.	100	58	58.0	611	6.11	4	4.0	4	4.0	72.5
29)	Manning, NY-G	161	97	60.2	1098	6.82	7	4.3	9	5.6	71.9
30)	Newton, Car.	115	63	54.8	805	7.00	3	2.6	4	3.5	71.1
31)	*Wentz, Phi.	174	103	59.2	948	5.45	1	0.6	3	1.7	68.8
32)	McCown, Cle.	75	41	54.7	457	6.09	3	4.0	4	5.3	64.1
33)	Keenum, L.A.	107	57	53.3	579	5.41	4	3.7	5	4.7	62.0
34)	Rivers, S.D.	146	82	56.2	960	6.58	4	2.7	9	6.2	59.7
35)	Petty, NY-J	43	23	53.5	241	5.60	1	2.3	2	4.7	58.4
36)	Gabbert, S.F.	57	30	52.6	351	6.16	2	3.5	4	7.0	54.1
37)	Fitzpatrick, NY-J	105	54	51.4	688	6.55	2	1.9	10	9.5	39.0

NFL / THIRD-DOWN PASSING LEADERS

Rank	Player, Team	Att	Comp	Comp%	Yards	YPA	TD	TD%	Int	Int%	Rating
1)	Brady, N.E.	117	77	65.8	1161	9.92	10	8.5	1	0.9	123.2
2)	A. Rodgers, G.B.	144	95	66.0	1336	9.28	15	10.4	5	3.5	116.0
3)	Brees, N.O.	150	103	68.7	1227	8.18	14	9.3	5	3.3	110.6
4)	Ryan, Atl.	116	82	70.7	895	7.72	6	5.2	0	0.0	110.4
5)	Roethlisberger, Pit.	133	78	58.6	1141	8.58	11	8.3	2	1.5	108.0
6)	Mariota, Ten.	142	87	61.3	1218	8.58	11	7.7	3	2.1	105.9
7)	*Prescott, Dal.	123	81	65.9	975	7.93	6	4.9	3	2.4	96.1
8)	Cousins, Was.	146	88	60.3	1199	8.21	9	6.2	4	2.7	95.7
9)	Dalton, Cin.	153	92	60.1	1121	7.33	7	4.6	2	1.3	92.5
10)	Carr, Oak.	155	88	56.8	1075	6.94	7	4.5	1	0.6	90.7
11)	Bradford, Min.	142	95	66.9	837	5.89	6	4.2	2	1.4	90.6
12)	Keenum, L.A.	92	54	58.7	625	6.79	5	5.4	2	2.2	88.4
13)	Flacco, Bal.	169	101	59.8	1198	7.09	6	3.6	2	1.2	88.3
14)	Taylor, Buf.	118	66	55.9	828	7.02	6	5.1	2	1.7	87.8
15)	Siemian, Den.	122	69	56.6	887	7.27	8	6.6	4	3.3	87.7
16)	Tannehill, Mia.	118	69	58.5	883	7.48	7	5.9	4	3.4	87.6
17)	Wilson, Sea.	140	81	57.9	1073	7.66	6	4.3	3	2.1	87.6
18)	Palmer, Ariz	143	90	62.9	969	6.78	8	5.6	5	3.5	86.8
19)	Kaepernick, S.F.	85	43	50.6	523	6.15	4	4.7	0	0.0	85.6
20)	Rivers, S.D.	142	86	60.6	918	6.46	7	4.9	4	2.8	84.2
21)	Stafford, Det.	143	91	63.6	1174	8.21	4	2.8	5	3.5	84.1
22)	Winston, T.B.	152	93	61.2	1159	7.63	7	4.6	6	3.9	83.7
23)	Luck, Ind.	118	69	58.5	793	6.72	6	5.1	4	3.4	81.6
24)	Newton, Car.	142	70	49.3	1032	7.27	7	4.9	3	2.1	81.1
25)	Osweiler, Hou.	135	81	60.0	837	6.20	3	2.2	4	3.0	73.0
26)	Manning, NY-G	158	84	53.2	951	6.02	8	5.1	6	3.8	72.5
27)	*Wentz, Phi.	147	83	56.5	911	6.20	3	2.0	5	3.4	67.6
28)	A. Smith, K.C.	121	69	57.0	673	5.56	1	0.8	3	2.5	65.2
29)	Bortles, Jac.	167	92	55.1	893	5.35	6	3.6	10	6.0	57.3
30)	Fitzpatrick, NY-J	101	50	49.5	559	5.53	0	0.0	4	4.0	49.9

WEEK 16 / THROUGH MONDAY, DECEMBER 26, 2016

NFL / LEADING RUSHERS

Rank	Player, Team	Att	Yards	Avg	Long	TD
1)	*Elliott, Dal.	322	1631	5.1	60t	15
2)	Bell, Pit.	261	1268	4.9	44	7
3)	Murray, Ten.	282	1266	4.5	75t	9
4)	McCoy, Buf.	229	1257	5.5	75t	13
5)	D. Johnson, Ariz	288	1233	4.3	58t	16
6)	Ajayi, Mia.	244	1213	5.0	62t	8
7)	*Howard, Chi.	229	1178	5.1	69	6
8)	Blount, N.E.	285	1110	3.9	44	17
9)	L. Miller, Hou.	268	1073	4.0	45	5
10)	Gordon, S.D.	254	997	3.9	48	10
11)	Hyde, S.F.	217	988	4.6	47	6
12)	Freeman, Atl.	215	983	4.6	48	10
13)	Gore, Ind.	247	964	3.9	22	4
14)	Ingram, N.O.	185	940	5.1	75t	5
15)	Ware, K.C.	214	921	4.3	46	3
16)	Gurley, L.A.	264	845	3.2	24t	6
17)	Hill, Cin.	222	839	3.8	74t	9
18)	Forte, NY-J	218	813	3.7	32	7
19)	Crowell, Cle.	179	800	4.5	85t	7
20)	Murray, Oak.	190	777	4.1	42	12
21)	Stewart, Car.	198	759	3.8	47	8
22)	West, Bal.	188	756	4.0	41	5
23)	*Kelley, Was.	156	671	4.3	66	6
24)	Mathews, Phi.	155	661	4.3	30	8
25)	Powell, NY-J	109	600	5.5	35t	3
26)	Taylor, Buf. (QB)	95	580	6.1	49	6
27)	Michael, Sea.-G.B.	145	577	4.0	42t	7
28)	*Booker, Den.	160	555	3.5	18	3
29)	Jennings, NY-G	163	541	3.3	25	2
30)	Gillislee, Buf.	86	537	6.2	44t	7
31)	Hightower, N.O.	130	519	4.0	30	3
32)	*Richard, Oak.	80	488	6.1	75t	1
33)	Rodgers, T.B.	112	485	4.3	45	2
34)	Coleman, Atl.	110	476	4.3	55t	8
35)	Yeldon, Jac.	130	465	3.6	16	1
36)	Jones, Was.	99	460	4.6	57	3
37)	Kaepernick, S.F. (QB)	64	452	7.1	30	2
38)	McKinnon, Min.	143	450	3.1	25	1
39)	Ivory, Jac.	117	439	3.8	42	3
40)	C. Anderson, Den.	110	437	4.0	28	4
41)	*Henry, Ten.	95	425	4.5	22	4
42)	*Washington, Oak.	80	424	5.3	30	2
43)	Martin, T.B.	144	421	2.9	17	3
44)	Montgomery, G.B.	69	413	6.0	61	3
45)	Sproles, Phi.	85	406	4.8	25t	2
46)	Blue, Hou.	89	392	4.4	25	1
47)	Asiata, Min.	113	388	3.4	29	6
48)	Lacy, G.B.	71	360	5.1	31	0
49)	Riddick, Det.	92	357	3.9	42	1
50t)	D. Johnson, Cle.	72	354	4.9	22	1
50t)	*Perkins, NY-G	91	354	3.9	20	0

WEEK 16 / THROUGH MONDAY, DECEMBER 26, 2016**NFL / THIRD-AND-ONE RUSHING LEADERS**

Rank	Player, Team	Att	FD	Pct
1t)	Gillislee, Buf.	8	8	100.0
1t)	Burkhead, Cin.	6	6	100.0
1t)	Jones, Was.	6	6	100.0
1t)	Stewart, Car.	6	6	100.0
1t)	*Kelley, Was.	5	5	100.0
1t)	Turbin, Ind.	5	5	100.0
1t)	Freeman, Atl.	4	4	100.0
1t)	Hyde, S.F.	4	4	100.0
1t)	*Perkins, NY-G	4	4	100.0
10)	Newton, Car.	10	9	90.0
11)	Kuhn, N.O.	8	7	87.5
12)	Forte, NY-J	7	6	85.7
13t)	D. Johnson, Ariz	12	10	83.3
13t)	Felton, Buf.	6	5	83.3
13t)	Jennings, NY-G	6	5	83.3
13t)	Luck, Ind.	6	5	83.3
13t)	Powell, NY-J	6	5	83.3
18)	Gurley, L.A.	11	9	81.8
19t)	Cousins, Was.	5	4	80.0
19t)	*Howard, Chi.	5	4	80.0
21)	Bell, Pit.	9	7	77.8
22t)	*Elliott, Dal.	12	9	75.0
22t)	Ware, K.C.	12	9	75.0
24)	Murray, Ten.	15	11	73.3
25t)	Gordon, S.D.	11	8	72.7
25t)	Murray, Oak.	11	8	72.7
27)	Blount, N.E.	10	7	70.0
28)	West, Bal.	6	4	66.7
29)	Ingram, N.O.	8	5	62.5
30)	Hill, Cin.	9	5	55.6
31)	Asiata, Min.	11	6	54.5

WEEK 16 / THROUGH MONDAY, DECEMBER 26, 2016

NFL / LEADERS IN RECEPTIONS

Rank	Player, Team	Rec	Yards	Avg	Long	TD
1)	Brown, Pit.	106	1284	12.1	51	12
2)	Fitzgerald, Ariz	102	980	9.6	32	5
3)	Beckham, NY-G	96	1323	13.8	75t	10
4)	Baldwin, Sea.	92	1084	11.8	59	7
5t)	Evans, T.B.	91	1256	13.8	45t	11
5t)	Nelson, G.B.	91	1191	13.1	60	14
7)	Edelman, N.E.	90	955	10.6	35	2
8)	Thomas, Den.	86	1036	12.0	55t	5
9t)	Hilton, Ind.	85	1353	15.9	63t	6
9t)	Landry, Mia.	85	1060	12.5	71	3
9t)	Tate, Det.	85	1000	11.8	67	3
12t)	Kelce, K.C. (TE)	84	1117	13.3	80t	4
12t)	Crabtree, Oak.	84	956	11.4	56	8
12t)	Diggs, Min.	84	903	10.8	46	3
15)	*Thomas, N.O.	82	981	12.0	46	8
16)	Sanders, Den.	79	1032	13.1	64	5
17)	Cooper, Oak.	78	1110	14.2	64t	4
18t)	Olsen, Car. (TE)	77	1051	13.6	78t	3
18t)	D. Johnson, Ariz (RB)	77	841	10.9	58	4
20)	J. Jones, Atl.	76	1313	17.3	75t	5
21t)	Cooks, N.O.	75	1154	15.4	98t	8
21t)	Garcon, Was.	75	945	12.6	70t	3
21t)	Pitta, Bal. (TE)	75	638	8.5	30	2
21t)	Bell, Pit. (RB)	75	616	8.2	32	2
25)	Matthews, Phi.	73	804	11.0	54	3
26t)	Beasley, Dal.	72	784	10.9	47	5
26t)	Rudolph, Min. (TE)	72	723	10.0	44	6
28)	Hopkins, Hou.	71	831	11.7	44t	4
29)	Pryor, Cle.	70	913	13.0	54	4
30t)	Adams, G.B.	69	966	14.0	66t	10
30t)	Snead, N.O.	69	813	11.8	49	4
32t)	Britt, L.A.	68	1002	14.7	66	5
32t)	Wallace, Bal.	68	984	14.5	95t	4
32t)	Thielen, Min.	68	960	14.1	71t	5
32t)	A. Robinson, Jac.	68	801	11.8	37	6
32t)	Witten, Dal. (TE)	68	663	9.8	35	3
37)	S. Smith, Bal.	67	765	11.4	52t	5
38)	Green, Cin.	66	964	14.6	54t	4
39t)	Crowder, Was.	65	831	12.8	55t	7
39t)	Ertz, Phi. (TE)	65	677	10.4	30	2
41t)	Ty. Williams, S.D.	63	989	15.7	51t	7
41t)	Boldin, Det.	63	527	8.4	29	7
43t)	Meredith, Chi.	62	827	13.3	50t	4
43t)	*Shepard, NY-G	62	653	10.5	32t	8
45t)	Graham, Sea. (TE)	61	859	14.1	40	6
45t)	Reed, Was. (TE)	61	646	10.6	33	5
47t)	Walker, Ten. (TE)	60	765	12.8	47	7
47t)	Cobb, G.B.	60	610	10.2	47	4
49)	B. Marshall, NY-J	59	788	13.4	41	3
50)	Kerley, S.F.	58	606	10.4	33t	3

WEEK 16 / THROUGH MONDAY, DECEMBER 26, 2016

NFL / RECEIVING YARDAGE LEADERS

Rank	Player, Team	Yards	Rec	Avg	Long	TD
1)	Hilton, Ind.	1353	85	15.9	63t	6
2)	Beckham, NY-G	1323	96	13.8	75t	10
3)	J. Jones, Atl.	1313	76	17.3	75t	5
4)	Brown, Pit.	1284	106	12.1	51	12
5)	Evans, T.B.	1256	91	13.8	45t	11
6)	Nelson, G.B.	1191	91	13.1	60	14
7)	Cooks, N.O.	1154	75	15.4	98t	8
8)	Kelce, K.C. (TE)	1117	84	13.3	80t	4
9)	Cooper, Oak.	1110	78	14.2	64t	4
10)	Baldwin, Sea.	1084	92	11.8	59	7
11)	Landry, Mia.	1060	85	12.5	71	3
12)	Olsen, Car. (TE)	1051	77	13.6	78t	3
13)	Thomas, Den.	1036	86	12.0	55t	5
14)	Sanders, Den.	1032	79	13.1	64	5
15)	Britt, L.A.	1002	68	14.7	66	5
16)	Tate, Det.	1000	85	11.8	67	3
17)	Ty. Williams, S.D.	989	63	15.7	51t	7
18)	Wallace, Bal.	984	68	14.5	95t	4
19)	*Thomas, N.O.	981	82	12.0	46	8
20)	Fitzgerald, Ariz	980	102	9.6	32	5
21)	D. Jackson, Was.	971	54	18.0	80t	4
22)	Adams, G.B.	966	69	14.0	66t	10
23)	Green, Cin.	964	66	14.6	54t	4
24)	Thielen, Min.	960	68	14.1	71t	5
25)	Crabtree, Oak.	956	84	11.4	56	8
26)	Edelman, N.E.	955	90	10.6	35	2
27)	Garcon, Was.	945	75	12.6	70t	3
28)	Pryor, Cle.	913	70	13.0	54	4
29)	Diggs, Min.	903	84	10.8	46	3
30)	Graham, Sea. (TE)	859	61	14.1	40	6
31)	M. Jones, Det.	854	50	17.1	73t	4
32)	Benjamin, Car.	848	57	14.9	50	6
33)	D. Johnson, Ariz (RB)	841	77	10.9	58	4
34t)	Crowder, Was.	831	65	12.8	55t	7
34t)	Hopkins, Hou.	831	71	11.7	44t	4
34t)	Matthews, Ten.	831	56	14.8	60	8
37)	Meredith, Chi.	827	62	13.3	50t	4
38)	Snead, N.O.	813	69	11.8	49	4
39)	Jeffery, Chi.	811	51	15.9	54	2
40)	Matthews, Phi.	804	73	11.0	54	3
41)	A. Robinson, Jac.	801	68	11.8	37	6
42)	Bryant, Dal.	796	50	15.9	56	8
43)	LaFell, Cin.	795	57	13.9	86t	6
44)	B. Marshall, NY-J	788	59	13.4	41	3
45)	Beasley, Dal.	784	72	10.9	47	5
46)	Enunwa, NY-J	776	53	14.6	69t	4
47t)	Lee, Jac.	765	57	13.4	51	3
47t)	S. Smith, Bal.	765	67	11.4	52t	5
47t)	Walker, Ten. (TE)	765	60	12.8	47	7
50)	Inman, S.D.	759	54	14.1	57t	4

WEEK 16 / THROUGH MONDAY, DECEMBER 26, 2016

NFL / THIRD-DOWN RECEIVING LEADERS

Rank	Player, Team	Rec	Yards	Avg	Long	TD
1)	Evans, T.B.	28	392	14.0	39	3
2)	D. Johnson, Ariz (RB)	27	265	9.8	24	2
3t)	Landry, Mia.	26	335	12.9	71	0
3t)	Hopkins, Hou.	26	284	10.9	24	0
3t)	Britt, L.A.	26	260	10.0	34	1
6t)	Crabtree, Oak.	24	356	14.8	56	3
6t)	Edelman, N.E.	24	316	13.2	33	1
6t)	Beckham, NY-G	24	267	11.1	27	2
6t)	Snead, N.O.	24	265	11.0	29	0
6t)	Pitta, Bal. (TE)	24	233	9.7	30	1
11t)	Boldin, Det.	23	211	9.2	29	1
11t)	Rudolph, Min. (TE)	23	178	7.7	22	3
13t)	Cooper, Oak.	22	364	16.5	34t	1
13t)	Thomas, Den.	22	314	14.3	55t	4
13t)	Baldwin, Sea.	22	301	13.7	59	3
13t)	Hilton, Ind.	22	284	12.9	31	1
13t)	Cobb, G.B.	22	280	12.7	47	1
13t)	Beasley, Dal.	22	246	11.2	29	2
13t)	D. Johnson, Cle. (RB)	22	228	10.4	28	0
13t)	*Boyd, Cin.	22	216	9.8	22	1
13t)	Powell, NY-J (RB)	22	160	7.3	22	1
22t)	Crowder, Was.	21	340	16.2	55t	4
22t)	Tate, Det.	21	313	14.9	66t	2
22t)	Reed, Was. (TE)	21	279	13.3	33	1
22t)	Ty. Williams, S.D.	21	268	12.8	44t	2
22t)	Kelce, K.C. (TE)	21	250	11.9	28	0
22t)	A. Robinson, Jac.	21	206	9.8	19	1
22t)	Fitzgerald, Ariz	21	186	8.9	19	0
29t)	Walker, Ten. (TE)	20	297	14.9	47	3
29t)	Thielen, Min.	20	292	14.6	29	2
31t)	Nelson, G.B.	19	338	17.8	60	5
31t)	Matthews, Phi.	19	248	13.1	54	1
31t)	*Shepard, NY-G	19	233	12.3	32	3
31t)	Brate, T.B. (TE)	19	224	11.8	22	1
31t)	Olsen, Car. (TE)	19	202	10.6	34	2
31t)	Diggs, Min.	19	190	10.0	33	1
37t)	Wallace, Bal.	18	290	16.1	66t	1
37t)	Brown, Pit.	18	269	14.9	32	3
37t)	Gates, S.D. (TE)	18	193	10.7	17	1
37t)	J. White, N.E. (RB)	18	192	10.7	61	1
37t)	Barnidge, Cle. (TE)	18	183	10.2	17	1
37t)	Witten, Dal. (TE)	18	152	8.4	31	0
43t)	B. Marshall, NY-J	17	214	12.6	41	0
43t)	Murray, Ten. (RB)	17	176	10.4	35	1
43t)	Austin, L.A.	17	167	9.8	43t	3
46t)	Benjamin, Car.	16	280	17.5	44t	1
46t)	Ebron, Det. (TE)	16	247	15.4	61	1
46t)	Sanders, Den.	16	231	14.4	41t	1
46t)	Lee, Jac.	16	209	13.1	38	1
46t)	Royal, Chi.	16	204	12.8	64	0
46t)	S. Smith, Bal.	16	174	10.9	25	2

WEEK 16 / THROUGH MONDAY, DECEMBER 26, 2016

NFL / LEADING SCORERS, NONKICKERS

Rank	Player, Team	TD	Rush	Rec	Ret	X2	Pts
1)	D. Johnson, Ariz (RB)	20	16	4	0	1	122
2)	Blount, N.E. (RB)	17	17	0	0	0	102
3)	*Elliott, Dal. (RB)	16	15	1	0	0	96
4)	McCoy, Buf. (RB)	14	13	1	0	1	86
5)	Nelson, G.B. (WR)	14	0	14	0	0	84
6t)	Brown, Pit. (WR)	12	0	12	0	0	72
6t)	Freeman, Atl. (RB)	12	10	2	0	0	72
6t)	Gordon, S.D. (RB)	12	10	2	0	0	72
6t)	Murray, Ten. (RB)	12	9	3	0	0	72
6t)	Murray, Oak. (RB)	12	12	0	0	0	72
11)	Evans, T.B. (WR)	11	0	11	0	2	70
12)	*Hill, K.C. (WR)	11	3	6	2	0	66
13t)	Adams, G.B. (WR)	10	0	10	0	0	60
13t)	Beckham, NY-G (WR)	10	0	10	0	0	60
13t)	Coleman, Atl. (RB)	10	8	2	0	0	60
16t)	Ingram, N.O. (RB)	9	5	4	0	2	58
16t)	Mathews, Phi. (RB)	9	8	1	0	2	58
18t)	Bell, Pit. (RB)	9	7	2	0	1	56
18t)	Hyde, S.F. (RB)	9	6	3	0	1	56
20)	Hill, Cin. (RB)	9	9	0	0	0	54
21)	Crabtree, Oak. (WR)	8	0	8	0	1	50
22t)	Ajayi, Mia. (RB)	8	8	0	0	0	48
22t)	Brate, T.B. (TE)	8	0	8	0	0	48
22t)	Bryant, Dal. (WR)	8	0	8	0	0	48
22t)	Cooks, N.O. (WR)	8	0	8	0	0	48
22t)	Crowder, Was. (WR)	8	0	7	1	0	48
22t)	Forte, NY-J (RB)	8	7	1	0	0	48
22t)	Gillislee, Buf. (RB)	8	7	1	0	0	48
22t)	Gore, Ind. (RB)	8	4	4	0	0	48
22t)	Matthews, Ten. (WR)	8	0	8	0	0	48
22t)	Michael, Sea.-G.B. (RB)	8	7	1	0	0	48
22t)	*Shepard, NY-G (WR)	8	0	8	0	0	48
22t)	Stewart, Car. (RB)	8	8	0	0	0	48
22t)	Stills, Mia. (WR)	8	0	8	0	0	48
22t)	*Thomas, N.O. (WR)	8	0	8	0	0	48
36t)	Baldwin, Sea. (WR)	7	0	7	0	0	42
36t)	Boldin, Det. (WR)	7	0	7	0	0	42
36t)	Crowell, Cle. (RB)	7	7	0	0	0	42
36t)	Gabriel, Atl. (WR)	7	1	6	0	0	42
36t)	*Henry, S.D. (TE)	7	0	7	0	0	42
36t)	*Howard, Chi. (RB)	7	6	1	0	0	42
36t)	*Kelley, Was. (RB)	7	6	1	0	0	42
36t)	Moncrief, Ind. (WR)	7	0	7	0	0	42
36t)	Nelson, Ariz (WR)	7	1	6	0	0	42
36t)	Turbin, Ind. (RB)	7	6	1	0	0	42
36t)	Walker, Ten. (TE)	7	0	7	0	0	42
36t)	Ty. Williams, S.D. (WR)	7	0	7	0	0	42
48t)	Hilton, Ind. (WR)	6	0	6	0	1	38
48t)	A. Robinson, Jac. (WR)	6	0	6	0	1	38
48t)	Taylor, Buf. (QB)	6	6	0	0	1	38

WEEK 16 / THROUGH MONDAY, DECEMBER 26, 2016

NFL / LEADING SCORERS, KICKERS

Rank	Player, Team	PAT	FG	Pct	Long	Pts
1)	Bryant, Atl.	51/52	33/36	.917	59	150
2)	Tucker, Bal.	26/26	37/38	.974	57	137
3)	Hopkins, Was.	35/38	33/40	.825	53	134
4)	Sturgis, Phi.	27/28	33/38	.868	55	126
5)	*Lutz, N.O.	47/48	26/32	.813	57	125
6)	Janikowski, Oak.	37/39	29/35	.829	56	124
7)	Novak, Hou.	20/23	34/39	.872	53	122
8)	Bailey, Dal.	45/45	25/30	.833	56	120
9)	Vinatieri, Ind.	41/41	26/29	.897	54	119
10t)	Gostkowski, N.E.	43/46	25/29	.862	53	118
10t)	Prater, Det.	28/30	30/34	.882	58	118
12t)	Crosby, G.B.	42/44	25/29	.862	48	117
12t)	Gano, Car.	30/33	29/34	.853	54	117
14)	Santos, K.C.	32/35	28/32	.875	54	116
15)	Hauschka, Sea.	28/33	29/33	.879	53	115
16)	McManus, Den.	29/30	28/32	.875	55	113
17)	Lambo, S.D.	39/43	24/30	.800	47	111
18)	Myers, Jac.	27/30	25/30	.833	56	102
19)	Succop, Ten.	36/38	21/23	.913	53	99
20)	Boswell, Pit.	33/33	21/25	.840	49	96
21t)	*Aguayo, T.B.	30/32	21/28	.750	43	93
21t)	Carpenter, Buf.	39/44	18/24	.750	54	93
21t)	Folk, NY-J	21/23	24/28	.857	51	93
24t)	Catanzaro, Ariz	38/42	18/25	.720	60	92
24t)	Nugent, Cin.	23/29	23/29	.793	47	92
26)	Franks, Mia.	39/40	16/21	.762	55	87
27)	Dawson, S.F.	30/31	18/21	.857	53	84
28)	Barth, Chi.	30/31	17/22	.773	54	81
29t)	Parkey, Cle.	17/18	19/23	.826	51	74
29t)	Zuerlein, L.A.	23/23	17/20	.850	54	74
31)	Walsh, Min.	15/19	12/16	.750	50	51
32)	Forbath, Min.	6/ 9	14/14	1.000	51	48
33)	Gould, NY-G	19/22	8/ 8	1.000	47	43
34)	J. Brown, NY-G	9/ 9	11/12	.917	48	42
35)	Bullock, NY-G-Pit.-Cin.	6/ 7	6/ 7	.857	44	24
36)	Murray, Cle.	3/ 4	1/ 2	.500	35	6

WEEK 16 / THROUGH MONDAY, DECEMBER 26, 2016

NFL / TOUCHBACKS ON KICKOFFS

Rank	Player, Team	TB
1)	Lambo, S.D.	66
2)	Hopkins, Was.	62
3)	Gano, Car.	60
4)	Bosher, Atl.	58
5t)	Bailey, Dal.	55
5t)	Myers, Jac.	55
5t)	Succop, Ten.	55
8t)	Hauschka, Sea.	51
8t)	Tucker, Bal.	51
10)	*Aguayo, T.B.	50
11t)	Catanzaro, Ariz	48
11t)	Martin, Det.	48
13)	Gostkowski, N.E.	47
14t)	Boswell, Pit.	46
14t)	McManus, Den.	46
16t)	*Lutz, N.O.	45
16t)	Santos, K.C.	45
18)	Crosby, G.B.	44
19t)	Janikowski, Oak.	43
19t)	McAfee, Ind.	43
19t)	Sturgis, Phi.	43
22)	Franks, Mia.	42
23)	Folk, NY-J	37
24)	Zuerlein, L.A.	33
25)	Parkey, Cle.	32
26)	Nugent, Cin.	28
27)	Carpenter, Buf.	26
28)	Barth, Chi.	25
29)	Novak, Hou.	23
30t)	Pinion, S.F.	19
30t)	Walsh, Min.	19
32t)	J. Brown, NY-G	15
32t)	Forbath, Min.	15
32t)	Gould, NY-G	15
35)	Bullock, NY-G-Pit.-Cin.	10
36t)	Gay, Buf.	7
36t)	*Wile, Atl.-Ariz	7
38t)	Dawson, S.F.	4
38t)	Murray, Cle.	4
40)	Vinatieri, Ind.	3
41)	Prater, Det.	1

WEEK 16 / THROUGH MONDAY, DECEMBER 26, 2016

NFL / MOST YARDS FROM SCRIMMAGE

Rank	Player, Team	Total			Rushing			Receiving		
		Yards	Att+Rec	Avg	Yards	Att	Avg	Yards	Rec	Avg
1)	D. Johnson, Ariz (RB)	2074	365	5.7	1233	288	4.3	841	77	10.9
2)	*Elliott, Dal. (RB)	1994	354	5.6	1631	322	5.1	363	32	11.3
3)	Bell, Pit. (RB)	1884	336	5.6	1268	261	4.9	616	75	8.2
4)	Murray, Ten. (RB)	1645	334	4.9	1266	282	4.5	379	52	7.3
5)	McCoy, Buf. (RB)	1607	278	5.8	1257	229	5.5	350	49	7.1
6)	*Howard, Chi. (RB)	1476	258	5.7	1178	229	5.1	298	29	10.3
7)	Gordon, S.D. (RB)	1416	295	4.8	997	254	3.9	419	41	10.2
8)	Ware, K.C. (RB)	1368	247	5.5	921	214	4.3	447	33	13.5
9)	Freeman, Atl. (RB)	1364	264	5.2	983	215	4.6	381	49	7.8
10)	Hilton, Ind. (WR)	1353	85	15.9	0	0	---	1353	85	15.9
11)	Ajayi, Mia. (RB)	1344	268	5.0	1213	244	5.0	131	24	5.5
12)	Beckham, NY-G (WR)	1332	97	13.7	9	1	9.0	1323	96	13.8
13)	J. Jones, Atl. (WR)	1313	76	17.3	0	0	---	1313	76	17.3
14)	Brown, Pit. (WR)	1293	109	11.9	9	3	3.0	1284	106	12.1
15)	L. Miller, Hou. (RB)	1261	299	4.2	1073	268	4.0	188	31	6.1
16)	Evans, T.B. (WR)	1256	91	13.8	0	0	---	1256	91	13.8
17)	Ingram, N.O. (RB)	1230	225	5.5	940	185	5.1	290	40	7.3
18)	Gore, Ind. (RB)	1227	283	4.3	964	247	3.9	263	36	7.3
19)	Nelson, G.B. (WR)	1191	91	13.1	0	0	---	1191	91	13.1
20)	Cooks, N.O. (WR)	1184	81	14.6	30	6	5.0	1154	75	15.4
21)	Hyde, S.F. (RB)	1151	244	4.7	988	217	4.6	163	27	6.0
22)	Blount, N.E. (RB)	1148	292	3.9	1110	285	3.9	38	7	5.4
23)	Gurley, L.A. (RB)	1135	303	3.7	845	264	3.2	290	39	7.4
24)	Kelce, K.C. (TE)	1112	85	13.1	-5	1	-5.0	1117	84	13.3
25)	Cooper, Oak. (WR)	1110	79	14.1	0	1	0.0	1110	78	14.2
26)	Crowell, Cle. (RB)	1103	216	5.1	800	179	4.5	303	37	8.2
27)	Baldwin, Sea. (WR)	1086	95	11.4	2	3	0.7	1084	92	11.8
28)	Landry, Mia. (WR)	1077	90	12.0	17	5	3.4	1060	85	12.5
29)	Forte, NY-J (RB)	1076	248	4.3	813	218	3.7	263	30	8.8
30)	Olsen, Car. (TE)	1051	77	13.6	0	0	---	1051	77	13.6
31t)	Sanders, Den. (WR)	1036	80	13.0	4	1	4.0	1032	79	13.1
31t)	Thomas, Den. (WR)	1036	86	12.0	0	0	---	1036	86	12.0
33)	Murray, Oak. (RB)	1027	222	4.6	777	190	4.1	250	32	7.8
34)	Wallace, Bal. (WR)	1015	73	13.9	31	5	6.2	984	68	14.5
35)	Hill, Cin. (RB)	1013	243	4.2	839	222	3.8	174	21	8.3
36)	Edelman, N.E. (WR)	1006	101	10.0	51	11	4.6	955	90	10.6
37)	Britt, L.A. (WR)	1002	68	14.7	0	0	---	1002	68	14.7
38)	Tate, Det. (WR)	997	94	10.6	-3	9	-0.3	1000	85	11.8
39)	Ty. Williams, S.D. (WR)	989	63	15.7	0	0	---	989	63	15.7
40)	Fitzgerald, Ariz (WR)	985	104	9.5	5	2	2.5	980	102	9.6
41)	*Thomas, N.O. (WR)	981	82	12.0	0	0	---	981	82	12.0
42t)	Thielen, Min. (WR)	975	70	13.9	15	2	7.5	960	68	14.1
42t)	West, Bal. (RB)	975	218	4.5	756	188	4.0	219	30	7.3
44)	Powell, NY-J (RB)	973	164	5.9	600	109	5.5	373	55	6.8
45)	D. Jackson, Was. (WR)	971	54	18.0	0	0	---	971	54	18.0
46)	Adams, G.B. (WR)	966	69	14.0	0	0	---	966	69	14.0
47)	Green, Cin. (WR)	964	66	14.6	0	0	---	964	66	14.6
48)	Crabtree, Oak. (WR)	956	84	11.4	0	0	---	956	84	11.4
49)	Garcon, Was. (WR)	945	75	12.6	0	0	---	945	75	12.6
50)	Pryor, Cle. (WR)	934	78	12.0	21	8	2.6	913	70	13.0

WEEK 16 / THROUGH MONDAY, DECEMBER 26, 2016**NFL / LEADERS IN FIRST DOWNS**

Rank	Player, Team	Rush	Rec	Tot
1)	D. Johnson, Ariz (RB)	72	40	112
2)	*Elliott, Dal. (RB)	91	11	102
3)	Bell, Pit. (RB)	69	31	100
4)	Murray, Ten. (RB)	64	20	84
5)	Gordon, S.D. (RB)	61	21	82
6)	Freeman, Atl. (RB)	60	20	80
7)	Evans, T.B. (WR)	0	77	77
8)	*Howard, Chi. (RB)	62	12	74
9)	McCoy, Buf. (RB)	55	17	72
10t)	Ajayi, Mia. (RB)	58	7	65
10t)	Blount, N.E. (RB)	64	1	65
10t)	Brown, Pit. (WR)	1	64	65
13)	Ware, K.C. (RB)	47	17	64
14)	Murray, Oak. (RB)	52	10	62
15t)	Beckham, NY-G (WR)	0	61	61
15t)	Gore, Ind. (RB)	48	13	61
15t)	Ingram, N.O. (RB)	44	17	61
15t)	L. Miller, Hou. (RB)	52	9	61
19t)	Gurley, L.A. (RB)	46	14	60
19t)	Hilton, Ind. (WR)	0	60	60
21)	Nelson, G.B. (WR)	0	59	59
22)	J. Jones, Atl. (WR)	0	58	58
23)	Powell, NY-J (RB)	38	19	57
24t)	Fitzgerald, Ariz (WR)	0	55	55
24t)	Hyde, S.F. (RB)	48	7	55
26t)	Crabtree, Oak. (WR)	0	54	54
26t)	Kelce, K.C. (TE)	0	54	54
26t)	*Thomas, N.O. (WR)	0	54	54
29)	Egelman, N.E. (WR)	3	50	53
30)	Olsen, Car. (TE)	0	52	52
31t)	Baldwin, Sea. (WR)	0	51	51
31t)	Crowell, Cle. (RB)	38	13	51
33t)	Hopkins, Hou. (WR)	0	50	50
33t)	Sanders, Den. (WR)	0	50	50
35)	Garcon, Was. (WR)	0	49	49
36t)	Beasley, Dal. (WR)	0	48	48
36t)	Diggs, Min. (WR)	1	47	48
36t)	Hill, Cin. (RB)	42	6	48
36t)	Landry, Mia. (WR)	1	47	48
36t)	A. Robinson, Jac. (WR)	0	48	48
36t)	Snead, N.O. (WR)	0	48	48
36t)	Thomas, Den. (WR)	0	48	48
43t)	Britt, L.A. (WR)	0	47	47
43t)	Pryor, Cle. (WR)	2	45	47
45)	Cooper, Oak. (WR)	0	46	46
46t)	Benjamin, Car. (WR)	0	45	45
46t)	Cooks, N.O. (WR)	1	44	45
46t)	Forte, NY-J (RB)	35	10	45
46t)	Mathews, Phi. (RB)	38	7	45
46t)	Stewart, Car. (RB)	44	1	45
46t)	Thielen, Min. (WR)	1	44	45
46t)	West, Bal. (RB)	34	11	45

WEEK 16 / THROUGH MONDAY, DECEMBER 26, 2016

NFL / LEADING PUNTERS

Rank	Player, Team	No	Yards	Lg	Avg	TB	Blk	Dwn	OB	Opp Ret	In Yds	Net 20	Avg
1)	McAfee, Ind.	51	2508	74	49.2	9	0	5	6	15	141	17	42.9
2)	Martin, Det.	58	2810	63	48.4	3	0	7	3	31	190	21	44.1
3)	King, Oak.	73	3485	72	47.7	7	0	13	11	29	355	29	41.0
4)	Hekker, L.A.	91	4343	78	47.7	1	0	11	11	31	126	50	46.1
5)	Morstead, N.O.	53	2527	66	47.7	5	0	7	8	26	198	21	42.1
6)	Lechler, Hou.	69	3281	62	47.6	3	0	3	5	45	436	30	40.4
7)	Bosher, Atl.	40	1875	68	46.9	1	0	5	1	19	199	20	41.4
8)	Nortman, Jac.	73	3401	78	46.6	7	0	14	5	31	389	24	39.3
9)	Wing, NY-G	85	3934	63	46.3	7	0	20	11	32	290	27	41.2
10)	*Kaser, S.D.	58	2682	69	46.2	5	0	6	5	32	187	18	41.3
11)	Huber, Cin.	73	3366	72	46.1	7	0	8	4	35	331	22	39.7
12)	Anger, T.B.	65	2986	59	45.9	5	0	9	3	23	128	32	42.4
13)	Koch, Bal.	76	3490	68	45.9	5	0	10	17	31	360	35	39.9
14)	*Dixon, Den.	84	3844	68	45.8	6	0	11	6	38	253	27	41.3
15)	C. Jones, Dal.	54	2466	63	45.7	4	0	4	8	22	192	22	40.6
16)	D. Jones, Phi.	59	2688	72	45.6	6	0	11	5	22	179	20	40.5
17)	Berry, Pit.	60	2732	63	45.5	3	1	7	10	25	243	23	39.8
18)	Colquitt, Cle.	79	3571	65	45.2	2	0	9	4	42	361	21	40.1
19)	Colquitt, K.C.	75	3383	64	45.1	9	0	5	4	30	157	37	40.6
20)	Darr, Mia.	85	3785	66	44.5	5	0	14	6	36	300	29	39.8
21)	Allen, N.E.	69	3071	57	44.5	5	0	14	6	25	120	23	41.3
22)	Kern, Ten.	72	3191	71	44.3	4	0	6	3	34	341	27	38.5
23)	Way, Was.	42	1861	61	44.3	4	0	4	7	21	176	14	38.2
24)	Ryan, Sea.	67	2942	62	43.9	3	1	11	6	26	195	25	39.5
25)	O'Donnell, Chi.	65	2851	67	43.9	5	0	5	5	20	237	23	38.7
26)	Schum, G.B.	51	2234	65	43.8	4	0	6	9	16	151	16	39.3
27)	Pinion, S.F.	94	4113	65	43.8	4	0	11	3	39	339	25	39.3
28)	Locke, Min.	72	3091	72	42.9	3	0	14	3	25	209	33	39.2
29)	*Edwards, NY-J	70	3005	59	42.9	3	1	8	6	33	295	23	37.3
30)	Schmidt, Buf.	69	2929	58	42.4	3	0	7	18	34	238	20	38.1

NFL / LEADING PUNTERS, NET AVERAGE

Rank	Player, Team	No	Yards	Lg	Avg	TB	Blk	Dwn	OB	Opp Ret	In Yds	Net 20	Avg
1)	Hekker, L.A.	91	4343	78	47.7	1	0	11	11	31	126	50	46.1
2)	Martin, Det.	58	2810	63	48.4	3	0	7	3	31	190	21	44.1
3)	McAfee, Ind.	51	2508	74	49.2	9	0	5	6	15	141	17	42.9
4)	Anger, T.B.	65	2986	59	45.9	5	0	9	3	23	128	32	42.4
5)	Morstead, N.O.	53	2527	66	47.7	5	0	7	8	26	198	21	42.1
6)	Bosher, Atl.	40	1875	68	46.9	1	0	5	1	19	199	20	41.4
7)	*Dixon, Den.	84	3844	68	45.8	6	0	11	6	38	253	27	41.3
8)	Allen, N.E.	69	3071	57	44.5	5	0	14	6	25	120	23	41.3
9)	*Kaser, S.D.	58	2682	69	46.2	5	0	6	5	32	187	18	41.3
10)	Wing, NY-G	85	3934	63	46.3	7	0	20	11	32	290	27	41.2
11)	King, Oak.	73	3485	72	47.7	7	0	13	11	29	355	29	41.0
12)	C. Jones, Dal.	54	2466	63	45.7	4	0	4	8	22	192	22	40.6
13)	Colquitt, K.C.	75	3383	64	45.1	9	0	5	4	30	157	37	40.6
14)	D. Jones, Phi.	59	2688	72	45.6	6	0	11	5	22	179	20	40.5
15)	Lechler, Hou.	69	3281	62	47.6	3	0	3	5	45	436	30	40.4
16)	Colquitt, Cle.	79	3571	65	45.2	2	0	9	4	42	361	21	40.1
17)	Koch, Bal.	76	3490	68	45.9	5	0	10	17	31	360	35	39.9
18)	Darr, Mia.	85	3785	66	44.5	5	0	14	6	36	300	29	39.8
19)	Berry, Pit.	60	2732	63	45.5	3	1	7	10	25	243	23	39.8
20)	Huber, Cin.	73	3366	72	46.1	7	0	8	4	35	331	22	39.7
21)	Ryan, Sea.	67	2942	62	43.9	3	1	11	6	26	195	25	39.5
22)	Nortman, Jac.	73	3401	78	46.6	7	0	14	5	31	389	24	39.3
23)	Pinion, S.F.	94	4113	65	43.8	4	0	11	3	39	339	25	39.3
24)	Schum, G.B.	51	2234	65	43.8	4	0	6	9	16	151	16	39.3
25)	Locke, Min.	72	3091	72	42.9	3	0	14	3	25	209	33	39.2
26)	O'Donnell, Chi.	65	2851	67	43.9	5	0	5	5	20	237	23	38.7
27)	Kern, Ten.	72	3191	71	44.3	4	0	6	3	34	341	27	38.5
28)	Way, Was.	42	1861	61	44.3	4	0	4	7	21	176	14	38.2
29)	Schmidt, Buf.	69	2929	58	42.4	3	0	7	18	34	238	20	38.1
30)	*Edwards, NY-J	70	3005	59	42.9	3	1	8	6	33	295	23	37.3

WEEK 16 / THROUGH MONDAY, DECEMBER 26, 2016**NFL / PUNT RETURN LEADERS**

Rank	Player, Team	Ret	FC	Yards	Avg	Long	TD
1)	Crowder, Was.	22	14	288	13.1	85t	1
2)	*Hill, K.C.	38	8	497	13.1	78t	1
3)	Sherels, Min.	19	16	247	13.0	79t	2
4)	Roberts, Det.	20	14	246	12.3	85t	2
5)	Tate, Buf.	24	12	277	11.5	43	0
6)	Weems, Atl.	21	21	234	11.1	73	0
7)	Humphries, T.B.	22	21	230	10.5	25	0
8)	*Ervin, Hou.	25	21	255	10.2	57	0
9)	*Richard, Oak.	32	3	288	9.0	47	0
10)	Royal, Chi.	19	15	166	8.7	65t	1
11)	Austin, L.A.	41	16	346	8.4	47	0
12)	Lockett, Sea.	29	22	243	8.4	62	0
13)	Norwood, Den.	25	15	204	8.2	17	0
14)	Kerley, S.F.	19	35	150	7.9	26	0
15)	Whitehead, Dal.	22	6	172	7.8	39	0
16)	Mariani, Ten.	26	22	194	7.5	17	0
17)	*Erickson, Cin.	27	18	195	7.2	24	0
18)	Ginn, Car.	28	20	202	7.2	19	0
19)	Hester, Bal.	25	15	180	7.2	28	0
20)	Greene, Jac.	21	5	131	6.2	42	0
21)	Harris, NY-G	23	9	124	5.4	17	0

NFL / KICKOFF RETURN LEADERS

Rank	Player, Team	Ret	Yards	Avg	Long	TD
1)	Patterson, Min.	24	757	31.5	104t	1
2)	*Erickson, Cin.	28	796	28.4	84	0
3)	Cunningham, L.A.	22	599	27.2	61	0
4)	Lockett, Sea.	23	606	26.3	46	0
5)	Hester, Bal.	19	466	24.5	60	0
6)	Harris, NY-G	22	533	24.2	46	0
7)	Roberts, Det.	30	675	22.5	42	0
8)	Tate, Buf.	27	595	22.0	45	0
9)	Thompson, Chi.	32	697	21.8	40	0
10)	Mariani, Ten.	25	541	21.6	37	0
11)	Shepherd, Phi.-S.F.	19	409	21.5	41	0

WEEK 16 / THROUGH MONDAY, DECEMBER 26, 2016

NFL / LEADERS IN INTERCEPTIONS

Rank	Player, Team	Int	Yards	Avg	Long	TD
1)	Hayward, S.D.	7	102	14.6	31	1
2t)	Gilmore, Buf.	5	135	27.0	49	0
2t)	Clinton-Dix, G.B.	5	75	15.0	27	0
2t)	Nelson, Oak.	5	74	14.8	40	0
2t)	Collins, NY-G	5	72	14.4	44t	1
2t)	Peters, K.C.	5	47	9.4	28	0
2t)	Demps, Hou.	5	35	7.0	15	0
8t)	Rhodes, Min.	4	129	32.3	100t	1
8t)	Berry, K.C.	4	98	24.5	42t	2
8t)	Cooper, Ariz	4	95	23.8	60t	1
8t)	Weddle, Bal.	4	92	23.0	53	0
8t)	Coleman, Car.	4	57	14.3	37	1
8t)	Mosley, Bal.	4	40	10.0	28	0
8t)	Sherman, Sea.	4	37	9.3	31	0
8t)	Butler, N.E.	4	28	7.0	21	0
8t)	Lippett, Mia.	4	0	0.0	0	0
8t)	Rodgers-Cromartie, NY-G	4	0	0.0	0	0
18t)	*D. Jones, Atl.	3	165	55.0	90t	2
18t)	Jenkins, Phi.	3	98	32.7	64t	2
18t)	Randall, G.B.	3	91	30.3	44	0
18t)	Talib, Den.	3	86	28.7	46t	1
18t)	Taylor, Cle.	3	43	14.3	29	0
18t)	Norman, Was.	3	38	12.7	35	0
18t)	Hicks, Phi.	3	37	12.3	34	0
18t)	Stewart, Den.	3	36	12.0	25	0
18t)	Davis, Car.	3	35	11.7	31	0
18t)	Breeland, Was.	3	32	10.7	26	0
18t)	Peterson, Ariz	3	27	9.0	25	0
18t)	Jenkins, NY-G	3	26	8.7	23	0
18t)	Orr, Bal.	3	23	7.7	14	0
18t)	Iloka, Cin.	3	21	7.0	21	0
18t)	Kirkpatrick, Cin.	3	21	7.0	21	0
18t)	Butler, Ind.	3	19	6.3	19	0
18t)	*Burns, Pit.	3	13	4.3	9	0
18t)	Swearinger, Ariz	3	13	4.3	12	0
18t)	Haden, Cle.	3	9	3.0	9	0
18t)	Grimes, T.B.	3	6	2.0	5	0
18t)	McLeod, Phi.	3	5	1.7	5	0
18t)	Cox, Ten.	3	3	1.0	3	0

WEEK 16 / THROUGH MONDAY, DECEMBER 26, 2016**NFL / LEADERS IN SACKS**

Rank	Player, Team	Sacks
1)	Beasley, Atl. (LB)	14.5
2)	Miller, Den. (LB)	13.5
3)	Hunter, Min. (DE)	12.0
4t)	Alexander, Buf. (LB)	11.5
4t)	Avril, Sea. (DE)	11.5
4t)	Wake, Mia. (DE)	11.5
7t)	Kerrigan, Was. (LB)	11.0
7t)	Mack, Oak. (DE)	11.0
9)	Orakpo, Ten. (LB)	10.5
10t)	Ford, K.C. (LB)	10.0
10t)	M. Golden, Ariz (LB)	10.0
10t)	Perry, G.B. (LB)	10.0
10t)	Walden, Ind. (LB)	10.0
14t)	*Bosa, S.D. (DE)	9.5
14t)	Jones, Ariz (LB)	9.5
16t)	Clark, Sea. (DE)	9.0
16t)	Morgan, Ten. (LB)	9.0
18t)	Addison, Car. (DE)	8.5
18t)	Atkins, Cin. (DT)	8.5
18t)	Vernon, NY-G (DE)	8.5
21t)	Donald, L.A. (DT)	8.0
21t)	Griffen, Min. (DE)	8.0
21t)	Hyder, Det. (DE)	8.0
21t)	Ingram, S.D. (LB)	8.0
21t)	Murphy, Was. (DE)	8.0
21t)	Suggs, Bal. (LB)	8.0
27t)	Jordan, N.O. (DE)	7.5
27t)	Mercilus, Hou. (LB)	7.5
27t)	Peppers, G.B. (LB)	7.5
27t)	Young, Chi. (LB)	7.5
31t)	Dunlap, Cin. (DE)	7.0
31t)	Flowers, N.E. (DE)	7.0
31t)	*Floyd, Chi. (LB)	7.0
31t)	Hicks, Chi. (DE)	7.0
31t)	Irvin, Oak. (LB)	7.0
31t)	McCoy, T.B. (DT)	7.0
31t)	*Ngakoue, Jac. (DE)	7.0
31t)	Pierre-Paul, NY-G (DE)	7.0
31t)	Ray, Den. (LB)	7.0
31t)	Robison, Min. (DE)	7.0
31t)	L. Williams, NY-J (DT)	7.0
42t)	Campbell, Ariz (DE)	6.5
42t)	Cox, Phi. (DT)	6.5
44t)	Brooks, S.F. (LB)	6.0
44t)	*Buckner, S.F. (DE)	6.0
44t)	Clowney, Hou. (DE)	6.0
44t)	Hughes, Buf. (LB)	6.0
44t)	Mayowa, Dal. (DE)	6.0
44t)	Short, Car. (DT)	6.0
50t)	Ayers, T.B. (DE)	5.5
50t)	Branch, Mia. (DE)	5.5
50t)	Fairley, N.O. (DT)	5.5
50t)	Graham, Phi. (DE)	5.5
50t)	*Ogbah, Cle. (DE)	5.5
50t)	*N. Spence, T.B. (DE)	5.5
50t)	Wolfe, Den. (DE)	5.5

WEEK 16 / THROUGH MONDAY, DECEMBER 26, 2016

NFL / FUMBLE RECOVERIES

Rank	Player, Team	TotRec	OffRec	DefRec
1)	*Wentz, Phi.	7	7	0
2)	Palmer, Ariz	6	6	0
3)	Cousins, Was.	5	5	0
4t)	Alonso, Mia.	4	0	4
4t)	Brady, N.E.	4	4	0
4t)	Fitzpatrick, NY-J	4	4	0
4t)	Mercilus, Hou.	4	0	4
4t)	Roethlisberger, Pit.	4	4	0
9t)	Bradford, Min.	3	3	0
9t)	Campbell, Ariz	3	0	3
9t)	*Elliott, Dal.	3	3	0
9t)	*Garnett, S.F.	3	3	0
9t)	Hester, Bal.	3	3	0
9t)	*Howard, Chi.	3	3	0
9t)	Ivory, Jac.	3	3	0
9t)	Keenum, L.A.	3	3	0
9t)	Keo, Den.-N.O.	3	1	2
9t)	Luck, Ind.	3	3	0
9t)	Mack, Oak.	3	0	3
9t)	Peters, K.C.	3	0	3
9t)	*Prescott, Dal.	3	3	0
9t)	Rivers, S.D.	3	3	0
9t)	Sorensen, K.C.	3	0	3
9t)	Sproles, Phi.	3	3	0
9t)	Tannehill, Mia.	3	3	0
9t)	Taylor, Buf.	3	3	0
9t)	Watford, Ariz	3	3	0
9t)	Wilson, Sea.	3	3	0
9t)	Winston, T.B.	3	3	0

WEEK 16 / THROUGH MONDAY, DECEMBER 26, 2016

NFL / OFFENSIVE FUMBLE RECOVERIES

Rank	Player, Team	Ret	Yards	Avg	Long	TD
1)	*Wentz, Phi.	7	0	0.0	0	0
2)	Palmer, Ariz	6	0	0.0	0	0
3)	Cousins, Was.	5	0	0.0	0	0
4t)	Brady, N.E.	4	0	0.0	0	0
4t)	Fitzpatrick, NY-J	4	0	0.0	0	0
4t)	Roethlisberger, Pit.	4	0	0.0	0	0
7t)	Bradford, Min.	3	0	0.0	0	0
7t)	*Elliott, Dal.	3	0	0.0	0	0
7t)	*Garnett, S.F.	3	0	0.0	0	0
7t)	Hester, Bal.	3	0	0.0	0	0
7t)	*Howard, Chi.	3	0	0.0	0	0
7t)	Ivory, Jac.	3	0	0.0	0	0
7t)	Keenum, L.A.	3	0	0.0	0	0
7t)	*Prescott, Dal.	3	0	0.0	0	0
7t)	Rivers, S.D.	3	0	0.0	0	0
7t)	Sproles, Phi.	3	0	0.0	0	0
7t)	Tannehill, Mia.	3	0	0.0	0	0
7t)	Watford, Ariz	3	0	0.0	0	0
7t)	Wilson, Sea.	3	0	0.0	0	0
7t)	Winston, T.B.	3	0	0.0	0	0
7t)	Luck, Ind.	3	-1	-0.3	0	0
7t)	Taylor, Buf.	3	-3	-1.0	0	0

NFL / DEFENSIVE FUMBLE RECOVERIES

Rank	Player, Team	Ret	Yards	Avg	Long	TD
1t)	Mercilus, Hou.	4	7	1.8	5	0
1t)	Alonso, Mia.	4	2	0.5	2	0
3t)	Sorensen, K.C.	3	56	18.7	55	0
3t)	Campbell, Ariz	3	53	17.7	53t	1
3t)	Peters, K.C.	3	31	10.3	21	0
3t)	Mack, Oak.	3	1	0.3	1	0
7t)	David, T.B.	2	53	26.5	53	0
7t)	Davis, Car.	2	46	23.0	46t	1
7t)	Ray, Den.	2	18	9.0	15t	1
7t)	*Poole, Atl.	2	10	5.0	10	0
7t)	Thompson, Car.	2	9	4.5	9t	1
7t)	Robertson, N.O.	2	5	2.5	5	0
7t)	Sendejo, Min.	2	5	2.5	3	0
7t)	Horton, Car.	2	4	2.0	4	0
7t)	Butler, N.E.	2	2	1.0	2	0
7t)	*Clark, G.B.	2	2	1.0	2	0
7t)	Kruger, N.O.	2	1	0.5	1	0
7t)	Adams, Ind.	2	0	0.0	0	0
7t)	Autry, Oak.	2	0	0.0	0	0
7t)	P. Brown, Buf.	2	0	0.0	0	0
7t)	*Buckner, S.F.	2	0	0.0	0	0
7t)	Compton, Was.	2	0	0.0	0	0
7t)	T. Crawford, Dal.	2	0	0.0	0	0
7t)	Griffen, Min.	2	0	0.0	0	0
7t)	D. Jackson, Ind.	2	0	0.0	0	0
7t)	Jefferson, Ariz	2	0	0.0	0	0
7t)	Jones, Ariz	2	0	0.0	0	0
7t)	Keo, Den.-N.O.	2	0	0.0	0	0
7t)	McCoy, T.B.	2	0	0.0	0	0
7t)	*Moore, Bal.	2	0	0.0	0t	1
7t)	Nelson, Oak.	2	0	0.0	0	0
7t)	Nelson, K.C.	2	0	0.0	0	0
7t)	Orr, Bal.	2	0	0.0	0	0
7t)	*Sims, Ten.	2	0	0.0	0	0
7t)	Stupar, N.O.	2	0	0.0	0	0
7t)	Ward, Den.	2	0	0.0	0	0
7t)	Wilber, Dal.	2	0	0.0	0	0
7t)	R. Wilson, K.C.	2	0	0.0	0	0
7t)	WorriLOW, Atl.	2	0	0.0	0	0
7t)	Flowers, N.E.	2	-3	-1.5	0	0

Team/Offense Rank (Within League)

BAL	BUF	CIN	CLE	DEN	HOU	IND	JAX	KC	MIA	NE	NYJ	OAK	PIT	SD	TEN		ARI	ATL	CAR	CHI	DAL	DET	GB	LA	MIN	NO	NYG	PHI	SF	SEA	TB	WAS
18	12	14	31	27	28	11	26	20	22	5	25	6	7	16	9	TYds/G	8	2	19	13	4	23	10	32	30	1	24	21	29	15	17	3
24	11	18	27	25	31	14	28	16	7	8	20	10	6	15	9	TYds/P	19	1	21	5	4	17	12	32	30	3	23	26	29	13	22	2
26	1	17	24	28	6	21	25	16	9	8	13	5	11	27	3	RYds/G	15	7	12	19	2	30	20	31	32	18	29	10	4	22t	22t	14
23	1	24	3	28	17	22	20	14	6	25	15	11	12	27	4	RshAvg	13	10	19	8	2	26	9	31	32	16	30	18	5	21	29	7
11	31	16	28	20	29	7	23	21t	26	4	27	9	5	6	24	PsYd/G	10	3	21t	13	19	14	8	30	18	1	17	25	32	12	15	2
26	24	15	32	23	31	12	28	18	6	3	25	13	7	8	9	PasAvg	22	1	20	10	4	16	17	30	21	5	19	27	29	11	14	2
15	6	9	18	12	25	22	23	5	29	1	32	4	21	30	13	%HdInt	20	8	26	28	3	10	7	31	2	16	24	19	14	17	27	11
7	31	27	32	25t	10	25t	11	16	22	6	19	1	2	21	9	Sac/PP	20	24	17	8	13	18	14	29	23	5	4	12	30	28	15	3
22	13t	11	30	28t	23	7	20	25	31	5t	26t	8	12	13t	16	1D/Gm	3	2	19	17t	4	17t	10	32	24	1	28t	15	26t	21	9	5t
26	14	15	30	31	19	7	27	24	29	4	23	16	10	8	5	3D Eff	12	13	20	18	11	9	2	32	22	1	28	21	25	17	6	3
22t	9t	3	4	9t	30	24t	22t	5	32	7	19t	12t	12t	26t	29	4D Eff	12t	9t	8	31	1	6	24t	28	19t	2	12t	12t	12t	26t	21	12t
23	6	28	27	19	5	17	31	2	13	24	32	12	14	26	21	PR Avg	29	7	22	18	25	4	9	20	10	8	30	1	16	15	11	3
10	21	3	29	8	28	5	7	12	4	27	17	22	14	30	24	KR Avg	16	18	15	23	19	13	26	6	2	31	9	1	25	11	32	20
14	30	11	18	15	6	1	8	19	21	22	31	3	20	10	23	GPntAv	32	7	12	25	16	2	26	4	29	5	9	17	27	28	13	24
17	30	20	16	7	15	3	22	13	18	8	31	11	19	9	28	NPntAv	32	6	27	26	12	2	24	1	25	5	10	14	23	21	4	29
19	7	23t	31	22	29	8	23t	15	16	5	30	3	12	10	13	Pts/Gm	11	1	14	28	4	21	6	32	26	2	25	17	27	20	18	9
1	30t	27	25t	8t	10	5	20t	8t	29	13t	15t	22	15t	25t	4	FG%	32	3	18	28	20t	6	13t	19	12	24	2	11	15t	7	30t	23

Opponent/Defense Rank (Within League)

BAL	BUF	CIN	CLE	DEN	HOU	IND	JAX	KC	MIA	NE	NYJ	OAK	PIT	SD	TEN		ARI	ATL	CAR	CHI	DAL	DET	GB	LA	MIN	NO	NYG	PHI	SF	SEA	TB	WAS
5	19	17	31	6	1	27	4	24	30	8	16	28	9	14	21	TYds/G	3	23	22	13	12	15	20	10	2	25	11	18	32	7	26	29
8	21	13	31	1	7	30	2	15	18	10	19	32	14	11	22	TYds/P	3	17	20	12	16	26	27	9	5	25	6	23	29	4	28	24
2	28	22	31	29	13	23	20	26	30	3	14	21	6	10	5	RYds/G	11	16	4	27	1	17	9	18	15	12	7	19	32	8	24	25
4	27	22	30	20	14	29	6	23	31	9	5	26	15	8	16	RshAvg	3	25	7	21	11	19	13	10	17	12	2	18	32	1	24	28
10	7	11	21	1	2	24	3	17	13	14	20	25	15	19	31	PsYd/G	5	26	32	6	27	16	29	9	4	30	22	18	12	8	23	28
8	19	12	31	1	5	24	3	14	10	7	28	32	16	18	20	PasAvg	4	11	21	15	17	25	29	9	2	30	6	23	27	13	26	22
1	13	8	25	12	22	29	32	6	5	19	31	4	17	2	21	%HdInt	15	24	7	30	27	23	3	28	16	26	11	10	20	18	9	14
23	1	22	32	3	24	19	20	28	16	15	31	30	12	13	14	Sac/PP	2	26	4	5	18	29	8	21	6	25	27	17	11	7	9	10
2	25	18t	31	11	1	28	4	24	26	3	14t	12	9	14t	14t	1D/Gm	6	29	23	13	21	18t	18t	14t	7t	27	5	7t	30	10	22	32
5	23	14	31	7	6	26	8	28	1	4	21	17	20	12	10	3D Eff	22	25	11	19	13	29	24	9	15	27	3	18	30	16	2	32
25t	6	16t	29	10t	3	7t	12	13t	20	9	2	5	19	25t	16t	4D Eff	15	24	27t	31	27t	7t	22t	32	1	10t	16t	13t	22t	4	30	21
29	8	22	15	7	23	20	32	3	12	2	18	31	24	5	27	PR Avg	25	28	26	30	17	6	21	1	13	10	19	11	16	9	4	14
10	16	25	17	6	30	13	11	29	9	3	18	7	28	26	22	KR Avg	27	20	1	12	24	15	32	4	31	21	23	2	5	8	19	14
12	4	13	29	32	22	30	23	9	1	17	8	21	5t	24	25	GPntAv	14	31	27	19	5t	10	2	15	16	26	18	28	7	3	11	20
17	2	18	26	29	12	27	31	1	3	19	30	10	7	25	20	NPntAv	23	28	32	22	8	6	5	13	14	16	24	21	11	4	15	9
7	15	11	31	6	10	24	26	5	14	1	29	19t	9	28	19t	Pts/Gm	18	25	27	19t	4	13	22t	16	8	30	3	12	32	2	17	22t
1	29	17t	2t	24	14t	26	31	10	5	4	17t	23	16	14t	17t	FG%	25	12t	9	30	7	12t	32	17t	22	28	21	11	27	2t	8	6

EAGLES IN THE COMMUNITY



As proud Philadelphians who take their responsibility to the community seriously, the Eagles believe there is no offseason to good citizenship. Between the team's year-round community efforts and Eagles Charitable Foundation, the Eagles work with a number of organizations in the Philadelphia region to strengthen and support a high quality of life for generations of fans because they believe that strong non-profits build strong communities.

The Eagles host a variety of events and campaigns that aim to inspire, motivate and educate. As a professional football team, the Eagles have a unique platform to reach the community and have long-lasting effects.

The team takes great pride in serving the fans, local non-profits and the region at large, because to the Eagles, making the Delaware Valley proud is just as important off the field as it is on it.



Jordan Matthews



Connor Barwin

SOARING TO NEW HEIGHTS IN THE DELAWARE VALLEY



Huddle Up for Autism

Vinny Curry

This family-fun day at Lincoln Financial Field sets out to educate, raise awareness and fundraise for CHOP's Center for Autism Research, all while creating a carnival-like atmosphere for families living with autism.



Eagles Care

Season-long strategic partnerships are cultivated each year with five local non-profits as a way to strengthen their core work, while jointly increasing the positive impact that both the Eagles and each partner has on the community.



Playground Build

Brent Celek

The entire Eagles organization teams up with a local elementary school and helps revitalize its playground. What was once a barren school yard transforms into a beautiful new space for play and recreation through this initiative.



Community Mondays

Donnie Jones

Eagles players use their day off during the season to positively impact the region by visiting local children's hospitals, elementary schools, retirement and environmental centers, food pantries and more.



NFL Play 60

Jon Dorenbos

The Eagles support the NFL's Play 60 program by encouraging healthy eating, fitness and 60 minutes of physical activity a day. In partnership with the American Heart Association, the Eagles aim to keep kids happy and healthy.



Tackling Breast Cancer (TBC)

Through awareness and fundraising efforts over the years, the team's TBC initiative has raised more than \$1.4 million for breast cancer research. All proceeds support the Sidney Kimmel Cancer Center at Jefferson University.



Youth Football

Bennie Logan

Serves as a presence to all youth football constituencies, promotes sportsmanship and participation, stems the tide of youth football players abandoning the game and grows the team's connection to the community.



Chess Tournament

Due to the critical and strategic thinking skills that the game of chess develops, the Eagles and After-School Activities Partnership collaborate annually on a day-long chess tournament for children at Lincoln Financial Field.



Sacking the Hunger Epidemic

With one in four Philadelphians suffering from food insecurity, the Eagles' healthy online food drive and Kick Hunger Campaign set out to create a world where every family and child has the proper food sources at their disposal.

EAGLES CHARITABLE FOUNDATION



Bennie Logan



Jordan Hicks



EAGLES CHARITABLE FOUNDATION

Founded in 1995, Eagles Charitable Foundation (ECF) is a 501(c)(3) public charity that serves thousands of low-income children in the Greater Philadelphia region every year with a focus on improving their health and overall quality of life.

Formally known as Eagles Youth Partnership, ECF leverages the star power of the Philadelphia Eagles and uses its unique platform to focus on two specific areas of need in the community:

- Access to vision care for children who need it most
- Investing in autism research and services

In order to accomplish the great work that ECF is achieving each and every day, public and individual donors are called upon to lend a helping hand. The Eagles, corporations, foundations and kindhearted individuals have all played a vital role in supporting the more than one million children in the tri-state region that ECF has assisted since its inception.

ECF will continue to maximize every possible resource in its power so that children in the Delaware Valley have the ability to reach their full potential.



Brandon Graham



EAGLES EYE MOBILE



Jermane Mayberry

Travels to a different school each day to make free comprehensive vision care accessible to under-insured and uninsured children in the region.

Co-founder & Pro Bowl guard



72,800+
Number of children provided with vision care

54,100+
Number of eyeglasses provided

FAN EXPERIENCES



Whether it is in-season or out, the Eagles are always searching for unique ways to create lifelong memories and once-in-a-lifetime experiences for generations of Eagles fans.

The organization works diligently to engage with people of all ages. From adults to the youngest fan, the Eagles offer exclusive events and opportunities on a year-round basis that set out to leave a lasting smile on the face of every single person.

Annual events like Junior Pro Day, Junior Cheer Clinic, Football Festival for Women, Training Camp open practices and the Draft Party, among others, have allowed fans to connect with their favorite team, players and franchise legends like never before. Many of these programs have even developed into family traditions for some, bringing together loved ones from all over the country.

The Eagles will continue to use its unique platform as a professional sports team in a way that caters to every fan in the City of Philadelphia and beyond.



Carson Wentz



Spotlight Forum



Training Camp Open Practices



Lincoln Financial Field Draft Party



Junior Pro Day




Junior Cheer Clinic



Football Festival for Women

GO GREEN! PROGRAM



Eagles President
Don Smolenski

Christina Weiss Lurie

The Eagles believe the path to sustainability is a journey, not a destination, which is why they developed their Go Green! program in 2003 with the opening of Lincoln Financial Field.

What started with a blue recycling bin under each employee's desk has grown into a company-wide sustainability initiative that aims to reduce the organization's overall impact on the environment in a financially-responsible manner.

With the help of partners and fans, the Eagles have been able to develop a multi-year curriculum and action plan that incorporates green energy production, recycling, composting, energy efficiency and reforestation, among other ventures.

The Eagles, who wear the color "green" with pride, view it as their responsibility to be leaders both on and off the football field.

SOLAR & WIND ENERGY

In March 2012, the Eagles and NRG announced a sustainable energy partnership, which made the organization's vision of clean power at Lincoln Financial Field a reality. When the project became fully operational in February 2013, it allowed the Eagles' home in Philadelphia to be among the greenest major sports facilities in the world.

SOLAR & WIND STATISTICS


- Largest solar power system in the NFL
- Produces around four megawatts of energy annually
- Four megawatts equates to roughly 30% of the team's annual energy usage and is about six times the amount of power needed for all of the team's 10 home games each season
- Through the purchase of renewable energy credits, 100% of the team's operations are powered by the sun and wind

WIND TURBINE FACTS

- 14 total
- Height: 15 feet
- Width: 9.8 feet
- Weight: 1,016 pounds

SOLAR PANEL FACTS

- 11,108 total
- 274,848 total square feet
- North Parking Lot: 8,096 panels
- Roof: 1,452 panels
- Solar Wing: 1,380 panels
- 11th Street Pavilion: 180 panels



GO GREEN! PARTNERS



SUSTAINABILITY & ENVIRONMENTAL EFFORTS

- Lincoln Financial Field's annual electricity usage has been cut by more than 50% since 2003
- Through the team's energy-from-waste program, the Eagles are able to divert more than 99% of their waste from landfills
- The removal of all waste and recycling products is managed by Waste Masters Solutions, a leading environmental provider
- Cooking oils are converted into bio-diesel fuel which powers the team's field maintenance vehicles
- With the help of The Conservation Fund, the Eagles offset 100% of all team travel through the "Go Zero" program
- Cups and flatware are created from bio-plastics which biodegrade in just 45 days
- The team supports reforestation projects by planting trees in various cities, including the "Eagles Forest" in Bensalem, PA
- To conserve energy, lower-wattage light bulbs and automatic sensors/timers have been installed in team buildings
- Corporate offices are stocked with paper made from 100% chlorine-free post-consumer fibers

LINCOLN FINANCIAL FIELD



Home to the Philadelphia Eagles, Lincoln Financial Field is a prime destination for world-class entertainment, providing the highest-quality sports and entertainment experience for fans in a safe, clean and friendly environment.

In addition to 10 Eagles home games each season, Lincoln Financial Field continues to showcase high-profile sporting events and unique experiences year-round.


Since opening in August 2003, Lincoln Financial Field has hosted 25 sold-out concerts, has welcomed some of the world's most distinguished soccer clubs and serves as the home to Temple University football and the historic Army-Navy game. Additionally, the stadium has hosted multiple NCAA Lacrosse Championships, as well as Monster Jam and many other marquee events.

A state-of-the-art facility located in the heart of Philadelphia, Lincoln Financial Field will continue to provide an electrifying atmosphere for the public in its effort to become one of the world's most admired stadiums for sports and entertainment.

BY THE NUMBERS

Broke Ground	May 7, 2001
Opened	August 3, 2003
Revitalized	Feb. '12 - Aug. '14
Capacity	69,596
Executive Suites	172
Concessions	62
HD Televisions	1,185
Wi-Fi Connections	45,000
North End Zone HD Video Board	5,184 square feet
South End Zone HD Video Board	4,320 square feet
Concerts	25
Soccer Matches	18
Home Record (Regular Season + Playoffs)	62-49 (.559)
Twitter	@LFFStadium

STAYING AHEAD OF THE GAME



The Eagles are always striving for new ways to dramatically enhance the gameday experience for its fans. In August 2014, the organization completed a \$125 million revitalization project to ensure that guests of Lincoln Financial Field are enjoying their in-stadium experience through enhanced convenience, comfort and connectivity.

NEW ELEMENTS INTRODUCED TO LINCOLN FINANCIAL FIELD

- Two HD video boards (9,504 total square feet)
- LED ribbon-board installation for 360° of video and animation
- 1,626 added seats in lower, middle and upper level bowls
- Two bridges for easier access around stadium
- 1,185 HD TVs installed in clubs, suites and on concourse
- Integrated Wi-Fi system
- Touchdown Club and suite level enhancements
- Upgraded team imagery around stadium

LINCOLN FINANCIAL FIELD



HOME TO THE PHILADELPHIA EAGLES




WORLD TOURS & CONCERTS

- August 6, 2016: Coldplay
- July 14, 2016: Guns N' Roses
- June 25, 2016: Kenny Chesney
- June 5, 2016: Beyoncé
- September 1, 2015: One Direction
- August 30, 2015: Kevin Hart
- July 11, 2015: Kenny Chesney
- June 13, 2015: Taylor Swift
- June 12, 2015: Taylor Swift
- August 15, 2014: Luke Bryan
- August 14, 2014: One Direction
- August 13, 2014: One Direction
- July 20, 2013: Taylor Swift
- July 19, 2013: Taylor Swift
- June 8, 2013: Kenny Chesney
- June 16, 2012: Kenny Chesney
- August 6, 2011: Taylor Swift
- July 14, 2011: U2
- June 18, 2011: Kenny Chesney
- June 27, 2009: Kenny Chesney
- July 19, 2008: Kenny Chesney
- June 23, 2007: Kenny Chesney
- August 11, 2003: Bruce Springsteen
- August 9, 2003: Bruce Springsteen
- August 8, 2003: Bruce Springsteen



Taylor Swift



Kenny Chesney



Beyoncé

THE ARMY-NAVY GAME



ARMY-NAVY HISTORY (LFF)

- December 12, 2015: Navy, 21-17
- December 14, 2013: Navy, 34-7
- December 8, 2012: Navy, 17-13
- December 11, 2010: Navy, 31-17
- December 12, 2009: Navy, 17-3
- December 6, 2008: Navy, 34-0
- December 2, 2006: Navy, 26-14
- December 3, 2005: Navy, 42-23
- December 4, 2004: Navy, 42-13
- December 6, 2003: Navy, 34-6



LINCOLN FINANCIAL FIELD



NATIONAL & INTERNATIONAL SOCCER MATCHES



- June 14, 2016: Chile vs. Panama (Copa America)
- June 11, 2016: USA vs. Paraguay (Copa America)
- June 9, 2016: Uruguay vs. Venezuela (Copa America)
- July 26, 2015: CONCACAF Gold Cup Final
Mexico vs. Jamaica
- August 2, 2014: A.S. Roma vs. Inter Milan
- August 11, 2012: Real Madrid vs. Celtic
- August 10, 2011: USA vs. Mexico (men)
- July 23, 2011: Philadelphia Union vs. Real Madrid
- May 29, 2010: USA vs. Turkey (men)
- May 15, 2010: Philadelphia Union vs. FC Dallas
- April 10, 2010: Philadelphia Union vs. DC United
- September 13, 2008: USA vs. Ireland (women)
- November 6, 2004: USA vs. Denmark (women)
- August 2, 2004: A.C. Milan vs. Chelsea
- July 28, 2004: Manchester United vs. Glasgow Celtic
- September 25, 2003: Women's World Cup
- September 20, 2003: Women's World Cup
- August 3, 2003: Manchester United vs. FC Barcelona



STADIUM ENTERTAINMENT & FAN ENGAGEMENT



PAVING THE ROAD TO VICTORY!

In May 2016, the "Eagles FanWalk" was constructed outside of the Northeast entrance gate at Lincoln Financial Field. This honorary walkway, which showcases the passion that fans have for the Eagles and their families, features more than 3,800 personally engraved pavers that line the way for guests entering the stadium. The "Eagles FanWalk" ensures that each member engraved across the pathway will have a special place in Eagles history.



Darien Street Mural

