

BUFFALO BILLS

2016 WEEKLY RELEASE



REGULAR SEASON WEEK 17
BUFFALO BILLS @ NEW YORK JETS

SUNDAY, JANUARY 1, 2017 - 1:00 p.m.





REGULAR SEASON WEEK 17: BUFFALO BILLS (7-8) @ NEW YORK JETS (4-11)
SUNDAY, JANUARY 1, 2017 1:00 p.m. CBS-TV

BILLS FINISH UP THE SEASON AGAINST JETS

The Buffalo Bills will head out on the road to take on the Jets this week in the last game of the regular season. Buffalo will take on New York on Sunday with kickoff at 1:00 p.m. Sunday's game will mark the 112th meeting between the Jets and the Bills.

With a win over the Jets on Sunday, the Bills will:

- Finish with at least eight wins for the third straight season for the first time since 1998-2000.

BILLS-JETS REGULAR SEASON SERIES

- Overall regular season record: 59-52
- Bills on the road @ Jets: 27-28
- Last meeting on the road: 11/12/2015, W 22-17
- First regular season meeting: 9/11/1960, L 3-27 at New York Titans
- Last regular season meeting: 9/15/2016, L 31-37 at Buffalo

2016 SCHEDULE (7-8)

| WEEK | DATE | OPPONENT | TIME/RESULT |
|------|----------|-------------------------|---------------|
| 1 | 9/11/16 | at Baltimore Ravens | L, 7-13 |
| 2 | 9/15/16 | NEW YORK JETS | L, 31-37 |
| 3 | 9/25/16 | ARIZONA CARDINALS | W, 33-18 |
| 4 | 10/2/16 | at New England Patriots | W, 16-0 |
| 5 | 10/9/16 | at Los Angeles Rams | W, 30-19 |
| 6 | 10/16/16 | SAN FRANCISCO 49ers | W, 45-16 |
| 7 | 10/23/16 | at Miami Dolphins | L, 25-28 |
| 8 | 10/30/16 | NEW ENGLAND PATRIOTS | L, 25-41 |
| 9 | 11/7/16 | at Seattle Seahawks | L, 25-31 |
| 10 | | BYE WEEK | |
| 11 | 11/20/16 | at Cincinnati Bengals | W, 16-12 |
| 12 | 11/27/16 | JACKSONVILLE JAGUARS | W, 28-21 |
| 13 | 12/4/16 | at Oakland Raiders | L, 24-38 |
| 14 | 12/11/16 | PITTSBURGH STEELERS | L, 20-27 |
| 15 | 12/18/16 | CLEVELAND BROWNS | W, 33-13 |
| 16 | 12/24/16 | MIAMI DOLPHINS | L, 31-34 (OT) |
| 17 | 1/1/17 | at New York Jets | 1:00 p.m. |

BROADCAST INFO

TELEVISION: CBS-TV
PRODUCER: Steve McKee
DIRECTOR: Jim Cornell
PLAY-BY-PLAY: Andrew Catalon
COLOR ANALYST: Steve Tasker
COLOR ANALYST: Steve Beuerlein



BILLS RADIO NETWORK

PLAY-BY-PLAY: John Murphy (29th year, 13th as play-by-play)
COLOR ANALYST: Mark Kelso (11th year)
SIDELINE: Sal Capaccio (3rd year)

MEDIA SCHEDULE

TUESDAY, DEC. 27

No Media Availability

WEDNESDAY, DEC. 28

Coach Ryan Available: 11:35 AM
 Practice: 12:00 PM (Stretch & Individual only)
 Player Availability: Post-Practice
 Jets HC Todd Bowles Conference Call: 4:00 p.m.
 Jets Player Conference Call: TBD

THURSDAY, DEC. 29

Practice: 11:45 AM (Stretch & Individual only)
 Coach Ryan Available: Post-Practice
 Player Availability: Post-Practice
 Assistant Coaches Available Upon Request
 (Please submit requests to a member of the Bills media relations department by Wednesday at noon)

FRIDAY, DEC. 30

Practice: 10:40 AM (Stretch & Individual only)
 Coach Ryan Available: Post-Practice
 Player Availability: Post-Practice

SATURDAY, DEC. 31

No Media Availability

SUNDAY, JAN. 1

1:00 p.m. Bills @ Jets at MetLife Stadium

Scott Berchtold - Senior Vice President/Communications
 scott.berchtold@bills.nfl.net :: 716-312-8701

Kevin Kearns - Manager of Media Relations
 kevin.kearns@bills.nfl.net :: 716-312-8704

Kristy Boncal - Alumni & Media Coordinator
 kristy.boncal@bills.nfl.net :: 716-312-8620

Chris Jenkins - Executive Director of Media Relations
 chris.jenkins@bills.nfl.net :: 716-312-8702

Chris Fanelli - Coordinator of Media Relations
 chris.fanelli@bills.nfl.net :: 716-312-8717

BILLS 2016 REGULAR SEASON STATISTICS

BUFFALO BILLS / WEEK 16 / THROUGH SUNDAY, DECEMBER 25, 2016

| DATE | RESULT | OPPONENT | WON | LOST | PTS | YDS | AVG | LONG | TD |
|-------|--------|------------------|-----|------|-----|--------|------|------|----|
| 09/11 | L | at Baltimore | 7 | 13 | 14 | 71,104 | 5.5 | 75t | 13 |
| 09/15 | L | New York Jets | 31 | 37 | 10 | 70,256 | 6.1 | 49 | 6 |
| 09/25 | W | Arizona | 33 | 18 | 24 | 68,647 | 6.2 | 44t | 7 |
| 10/02 | W | at New England | 16 | 0 | 24 | 66,829 | 3.6 | 9 | 1 |
| 10/09 | W | at Los Angeles | 30 | 19 | 17 | 83,679 | 16.0 | 30 | 0 |
| 10/16 | W | San Francisco | 45 | 16 | 24 | 70,003 | 16.0 | 16 | 0 |
| 10/23 | L | at Miami | 25 | 28 | 10 | 65,658 | 2.3 | 8 | 0 |
| 10/30 | L | New England | 25 | 41 | 17 | 70,442 | 1.9 | 6 | 0 |
| 11/07 | L | at Seattle | 25 | 31 | 17 | 69,084 | 11.0 | 11 | 0 |
| 11/20 | W | at Cincinnati | 16 | 12 | 24 | 61,356 | 6.0 | 6 | 0 |
| 11/27 | W | Jacksonville | 28 | 21 | 17 | 67,849 | -3 | 5 | 1 |
| 12/04 | L | at Oakland | 24 | 38 | 17 | 54,759 | 5.5 | 75t | 28 |
| 12/11 | L | Pittsburgh | 20 | 27 | 17 | 69,657 | 4.6 | 57 | 21 |
| 12/18 | W | Cleveland | 33 | 13 | 17 | 66,529 | 9.9 | 40t | 4 |
| 12/24 | L | OT Miami | 31 | 34 | 17 | 64,690 | 7.1 | 41 | 1 |
| 01/01 | | at New York Jets | | | | | | | |

| TYPE | YDS | AVG | LONG | TD |
|--------------------|--------|--------|------|----|
| TOTAL FIRST DOWNS | 314 | 320 | | |
| Rushing | 139 | 115 | | |
| Passing | 148 | 172 | | |
| Penalty | 27 | 33 | | |
| 3rd Down: Made/Att | 80/194 | 78/192 | | |
| 3rd Down Pct. | 41.2 | 40.6 | | |
| 4th Down: Made/Att | 8/14 | 4/12 | | |
| 4th Down Pct. | 57.1 | 33.3 | | |
| POSSESSION AVG. | 29:25 | 30:35 | | |
| TOTAL NET YARDS | 5436 | 5383 | | |
| Avg. Per Game | 362.4 | 358.9 | | |
| Total Plays | 950 | 957 | | |
| Avg. Per Play | 5.7 | 5.6 | | |
| NET YARDS RUSHING | 2562 | 2003 | | |
| Avg. Per Game | 170.8 | 133.5 | | |
| Total Rushes | 464 | 438 | | |

| TYPE | YDS | AVG | LONG | TD |
|-------------------|---------|---------|------|----|
| NET YARDS PASSING | 2874 | 3380 | | |
| Avg. Per Game | 191.6 | 225.3 | | |
| Sacked/Yards Lost | 43/194 | 38/245 | | |
| Gross Yards | 3068 | 3625 | | |
| Att./Completions | 443/271 | 481/286 | | |
| Completion Pct. | 61.2 | 59.5 | | |
| Had Intercepted | 6 | 12 | | |
| PUNTS/AVERAGE | 69/42.4 | 65/43.0 | | |
| NET PUNTING AVG. | 69/38.1 | 65/36.7 | | |
| PENALTIES/YARDS | 112/960 | 104/869 | | |
| FUMBLES/BALL LOST | 13/3 | 22/6 | | |
| TOUCHDOWNS | 48 | 38 | | |
| Rushing | 28 | 21 | | |
| Passing | 17 | 17 | | |
| Returns | 3 | 0 | | |

| PERIOD | Q1 | Q2 | Q3 | Q4 | OT | PTS |
|-----------|----|-----|-----|-----|----|-----|
| TEAM | 78 | 96 | 110 | 105 | 0 | 389 |
| OPPONENTS | 72 | 108 | 90 | 75 | 3 | 348 |

| TYPE | YDS | AVG | LONG | TD |
|---------------|-----|-----|------|-----|
| * SCORING | 34 | 7 | 238 | 7.0 |
| Carpenter | 0 | 0 | 0 | 0 |
| McCoy | 14 | 13 | 1 | 0 |
| Gillislee | 8 | 7 | 1 | 0 |
| Taylor | 6 | 6 | 0 | 0 |
| Clay | 4 | 0 | 4 | 0 |
| Hunter LG | 4 | 0 | 4 | 0 |
| Hunter TM | 4 | 0 | 4 | 0 |
| Goodwin | 3 | 0 | 3 | 0 |
| Robey-Coleman | 2 | 0 | 0 | 2 |
| Watkins | 2 | 0 | 2 | 0 |
| Bush | 1 | 1 | 0 | 0 |
| Salas | 1 | 0 | 1 | 0 |

| TYPE | YDS | AVG | LONG | TD |
|-------------------|-----|-----|------|----|
| * KICKOFF RETURNS | 27 | 595 | 22.0 | 45 |
| Tate | 27 | 595 | 22.0 | 45 |
| Bush | 5 | 103 | 20.6 | 35 |
| Felton | 2 | 18 | 9.0 | 11 |
| Gillislee | 1 | 19 | 19.0 | 19 |
| O'Leary | 1 | 13 | 13.0 | 13 |
| TEAM | 36 | 748 | 20.8 | 45 |
| OPPONENTS | 45 | 967 | 21.5 | 73 |

| TYPE | YDS | AVG | LONG | TD | |
|---------------|------|-------|-------|-------|-------|
| * FIELD GOALS | 1-19 | 20-29 | 30-39 | 40-49 | 50+ |
| Carpenter | 1/1 | 8/8 | 4/4 | 4/9 | 1/2 |
| TEAM | 1/1 | 8/8 | 4/4 | 4/9 | 1/2 |
| OPPONENTS | 0/0 | 4/4 | 11/11 | 7/9 | 5/5 |
| A. Williams | 1 | 0 | 0 | 1 | 0 |
| J. Williams | 1 | 1 | 0 | 0 | 0 |
| Woods | 1 | 0 | 1 | 0 | 0 |
| O'Leary | 0 | 0 | 0 | 0 | 0 |
| TEAM | 48 | 28 | 17 | 3 | 39/44 |
| OPPONENTS | 38 | 21 | 17 | 0 | 33/35 |

2-Pt Conv: Bush, McCoy, O'Leary, Taylor, TM 4-4, OPP 2-3 SACKS: Alexander 11.5, Hughes 6, K. Williams 5, Z. Brown 4, Dareus 3.5, A. Washington 2.5, Lawson 2, Douzable 1.5, P. Brown 1, Graham 1, TM 38, OPP 43

| TYPE | ATT | CMP | YDS | CMP% | YDS/ATT | TD | TD% | INT | INT% | LONG | SACK/LOST | RATING |
|-------------|-----|-----|------|------|---------|----|-----|-----|------|------|-----------|--------|
| Taylor | 436 | 269 | 3023 | 61.7 | 6.93 | 17 | 3.9 | 6 | 1.4 | 84t | 42/192 | 89.7 |
| Manuel | 6 | 2 | 45 | 33.3 | 7.50 | 0 | 0.0 | 0 | 0.0 | 35 | 1/2 | 61.1 |
| J. Williams | 1 | 0 | 0 | 0.0 | 0.00 | 0 | 0.0 | 0 | 0.0 | --- | 0/0 | 39.6 |
| TEAM | 443 | 271 | 3068 | 61.2 | 6.93 | 17 | 3.8 | 6 | 1.4 | 84t | 43/194 | 89.1 |
| OPPONENTS | 481 | 286 | 3625 | 59.5 | 7.54 | 17 | 3.5 | 12 | 2.5 | 66t | 38/245 | 84.4 |

BILLS 2016 REGULAR SEASON STATISTICS

2016 DEFENSIVE STATS

DEFENSIVE TACKLES

| PLAYER | Solo | Assist | TFL | TOTAL |
|------------------|------------|------------|-----------|------------|
| Z. Brown | 93 | 45 | 11 | 138 |
| P. Brown | 71 | 51 | 5 | 122 |
| C. Graham | 53 | 24 | 2 | 77 |
| R. Darby | 56 | 9 | 1 | 65 |
| K. Williams | 41 | 22 | 10 | 63 |
| L. Alexander | 47 | 14 | 9 | 61 |
| S. Gilmore | 42 | 6 | 0 | 48 |
| J. Hughes | 29 | 17 | 8 | 46 |
| L. Douzable | 21 | 16 | 5 | 37 |
| M. Dareus | 22 | 13 | 5 | 35 |
| R. Blanton | 18 | 8 | 0 | 26 |
| N. Robey-Coleman | 23 | 3 | 2 | 26 |
| C. White | 19 | 7 | 0 | 26 |
| A. Washington | 12 | 9 | 4 | 21 |
| A. Williams | 13 | 7 | 1 | 20 |
| J. Ihedigbo | 9 | 6 | 1 | 15 |
| S. Lawson | 7 | 5 | 3 | 12 |
| K. Seymour | 11 | 1 | 0 | 12 |
| C. Bryant | 5 | 6 | 0 | 11 |
| J. Worthy | 5 | 6 | 1 | 11 |
| L. McCray | 4 | 6 | 0 | 10 |
| B. Spikes | 4 | 5 | 0 | 9 |
| J. Meeks | 2 | 3 | 0 | 5 |
| R. Humber | 5 | 0 | 0 | 5 |
| D. Williams | 4 | 0 | 0 | 4 |
| D. Coleman | 1 | 2 | 0 | 3 |
| TOTAL | 617 | 291 | 68 | 908 |

FUMBLE RECOVERIES

| | |
|------------------|----------|
| P. Brown | 2 |
| N. Robey-Coleman | 1 |
| A. Williams | 1 |
| C. Graham | 1 |
| TOTAL | 5 |

PASSES DEFENSED

| | |
|------------------|-----------|
| S. Gilmore | 12 |
| R. Darby | 11 |
| C. Graham | 9 |
| N. Robey-Coleman | 6 |
| L. Alexander | 6 |
| A. Williams | 5 |
| C. White | 4 |
| J. Hughes | 3 |
| K. Seymour | 3 |
| Z. Brown | 3 |
| D. Williams | 1 |
| A. Washington | 1 |
| J. Meeks | 1 |
| P. Brown | 1 |
| M. Dareus | 1 |
| J. Ihedigbo | 1 |
| S. Lawson | 1 |
| L. Douzable | 1 |
| TOTAL | 70 |

SACKS

| | |
|---------------|-------------|
| L. Alexander | 11.5 |
| J. Hughes | 6.0 |
| K. Williams | 5.0 |
| Z. Brown | 4.0 |
| M. Dareus | 3.5 |
| A. Washington | 2.5 |
| S. Lawson | 2.0 |
| L. Douzable | 1.5 |
| C. Graham | 1.0 |
| P. Brown | 1.0 |
| TOTAL | 38.0 |

INTERCEPTIONS

| | |
|------------------|-----------|
| S. Gilmore | 5 |
| N. Robey-Coleman | 2 |
| C. White | 2 |
| C. Graham | 1 |
| L. Alexander | 1 |
| Z. Brown | 1 |
| TOTAL | 12 |

FUMBLES FORCED

| | |
|--------------|----------|
| L. Alexander | 3 |
| Z. Brown | 2 |
| P. Brown | 1 |
| L. McCray | 1 |
| J. Hughes | 1 |
| S. Lawson | 1 |
| TOTAL | 9 |

DEFENSIVE TOUCHDOWNS

| | |
|------------------|----------|
| N. Robey-Coleman | 2 |
| A. Williams | 1 |
| TOTAL | 3 |

SPECIAL TEAMS TACKLES

| PLAYER | Solo | Assist | TOTAL |
|------------------|-----------|-----------|-----------|
| R. Humber | 9 | 2 | 11 |
| L. Alexander | 5 | 6 | 11 |
| J. Meeks | 10 | 1 | 11 |
| R. Blanton | 9 | 0 | 9 |
| K. Seymour | 8 | 0 | 8 |
| L. McCray | 4 | 2 | 6 |
| N. Robey-Coleman | 6 | 0 | 6 |
| S. Brown | 3 | 2 | 5 |
| M. Gillislee | 4 | 0 | 4 |
| C. Graham | 3 | 0 | 3 |
| G. Sanborn | 1 | 2 | 3 |
| P. Brown | 3 | 0 | 3 |
| C. Anderson | 2 | 0 | 2 |
| C. White | 1 | 1 | 2 |
| W. Powell | 1 | 1 | 2 |
| C. Schmidt | 2 | 0 | 2 |
| J. Ihedigbo | 1 | 0 | 1 |
| B. Tate | 1 | 0 | 1 |
| D. Carpenter | 1 | 0 | 1 |
| J. Williams | 0 | 1 | 1 |
| S. Gary | 0 | 1 | 1 |
| N. O'Leary | 0 | 1 | 1 |
| TOTAL | 74 | 20 | 94 |

2016 AFC EAST STANDINGS

| TEAM | W | L | HOME | ROAD | PF | PA |
|----------------|----------|----------|------------|------------|------------|------------|
| New England | 13 | 2 | 6-2 | 7-0 | 406 | 236 |
| Miami | 10 | 5 | 6-1 | 4-4 | 349 | 345 |
| Buffalo | 7 | 8 | 4-4 | 3-4 | 389 | 348 |
| New York | 4 | 11 | 1-6 | 3-5 | 245 | 399 |

BILLS 2016 RANKINGS

OFFENSE

| Category | Total | AFC Rank | NFL Rank |
|-----------------------|-------|----------|----------|
| Total Yards/Game | 362.4 | 6th | 12th |
| Points Per Game | 25.9 | 3rd | 7th |
| Passing Yards/Game | 191.6 | 16th | 31st |
| Passing Yards/Attempt | 6.93 | 11th | 24th |
| Interceptions | 6 | T-2nd | T-4th |
| Rushing Yards/Game | 170.8 | 1st | 1st |
| Rushing Yards/Play | 5.5 | 1st | 1st |
| Times Sacked | 43 | 31st | 31st |
| 1st Downs/Game | 20.9 | T-6th | T-13th |
| 3rd Down Efficiency | 41.2% | 6th | 14th |
| 4th Down Efficiency | 57.1% | T-5th | T-9th |
| Time of Possession | 29:25 | 12th | 24th |
| Punt Return Average | 11.2 | 3rd | 6th |
| Kick Return Average | 20.8 | 10th | 21st |
| Net Punt Average | 38.1 | 15th | 30th |
| Field Goal Percentage | 75% | 16th | T-30th |

DEFENSE

| Category | Total | AFC Rank | NFL Rank |
|-----------------------|-------|----------|----------|
| Total Yards/Game | 358.9 | 10th | 19th |
| Points Per Game | 23.2 | 9th | 15th |
| Passing Yards/Game | 225.3 | 4th | 7th |
| Passing Yards/Attempt | 7.54 | 11th | 19th |
| Interceptions | 12 | T-8th | T-14th |
| Rushing Yards/Game | 133.5 | 13th | 28th |
| Rushing Yards/Play | 4.6 | 13th | 27th |
| Sacks | 38 | 2nd | 5th |
| 1st Downs/Game | 21.3 | 13th | 25th |
| 3rd Down Efficiency | 40.6% | 13th | 23rd |
| 4th Down Efficiency | 33.3% | 4th | 6th |
| Time of Possession | 30:35 | 12th | 24th |
| Punt Return Average | 7.0 | 5th | 8th |
| Kick Return Average | 21.5 | 8th | 16th |
| Net Punt Average | 36.7 | 2nd | 2nd |
| Field Goal Percentage | 93% | 15th | 29th |

>>> THE BILLS ARE
FIRST IN THE NFL
IN RUSHING YARDS PER GAME
AND PLAY THIS SEASON



LAST GAME: BILLS-DOLPHINS

REGULAR SEASON WEEK 16 – Bills 31, Dolphins 34
December 24, 2016 – New Era Field – 64,690

A record-breaking offensive performance was not enough for the Buffalo Bills, who were eliminated from playoff contention by losing to the Miami Dolphins 34-31 in overtime.

The offense netted 589 total yards, the most in franchise history and had a 300-yard passer, 100-yard rusher and 100-yard receiver in the same game for the first time in six years. Running back LeSean McCoy ran for 128 yards and a touchdown, RB Mike Gillislee recorded 91 yards on 11 carries and QB Tyrod Taylor added 60 yards on the ground for the Bills, who rushed for 272 yards on the day. Taylor threw for a career-high 329 passing yards and three scores while recording a 118.4 passer rating.

Tight end Charles Clay extended his touchdown streak to three games and finished the game with eight catches for 85 yards and two scores. Wide-out Sammy Watkins caught seven balls for 154 yards, his first 100-yard day of the season, and added a touchdown.

Defensively, LB Preston Brown had a game-high 13 tackles, LB Zach Brown added eight stops and CB/S Corey White intercepted a pass in the end-zone.

Miami kept its playoff push alive with an offensive outburst of its own. Running back Jay Ajayi ran for 206 yards and a touchdown on 32 attempts, RB Kenyan Drake added a 45-yard touchdown rush and QB Matt Moore threw for 233 yards and two touchdowns. Receiver DeVante Parker caught four balls for 85 yards and a score and WR Kenny Stills caught Moore's other touchdown on the day.

Dolphins K Andrew Franks drilled a 55-yard field goal with six seconds left in regulation to force overtime and ended the game with a winning 27-yard field goal in the last minute of the extra period.

| TEAM | 1 | 2 | 3 | 4 | OT | Final |
|----------|---|---|----|----|----|-------|
| BILLS | 0 | 7 | 14 | 10 | 0 | 31 |
| DOLPHINS | 7 | 7 | 14 | 3 | 3 | 34 |

| TEAM | QTR. | TIME | SCORING PLAY | DRIVE | SCORE |
|----------|------|-------|--|-------------|-------|
| Dolphins | 1 | 6:24 | J.Ajayi 2 yd. run (A.Franks kick) | 9-72, 4:13 | 0-7 |
| Dolphins | 2 | 13:34 | K.Drake 45 yd. run (A.Franks kick) | 4-64, 1:55 | 0-14 |
| Bills | 2 | 5:06 | S.Watkins 38 yd. pass from T.Taylor (D.Carpenter kick) | 6-79, 2:45 | 7-14 |
| Dolphins | 3 | 12:05 | D.Parker 56 yd. pass from M.Moore (A.Franks kick) | 5-70, 2:55 | 7-21 |
| Bills | 3 | 6:46 | L.McCoy 19 yd. run (D.Carpenter kick) | 10-77, 5:19 | 14-21 |
| Dolphins | 3 | 3:14 | K.Stills 6 yd. pass from M.Moore (A.Franks kick) | 6-75, 3:32 | 14-28 |
| Bills | 3 | 1:12 | C.Clay 18 yd. pass from T.Taylor (D.Carpenter kick) | 4-78, 2:02 | 21-28 |
| Bills | 4 | 5:51 | D.Carpenter 28 yd. Field Goal | 11-54, 4:24 | 24-28 |
| Bills | 4 | 1:20 | C.Clay 7 yd. pass from T.Taylor (D.Carpenter kick) | 10-89, 2:40 | 31-28 |
| Dolphins | 4 | 0:06 | A.Franks 55 yd. Field Goal | 6-24, 1:14 | 31-31 |
| Dolphins | OT | 0:47 | A.Franks 27 yd. Field Goal | 7-77, 3:13 | 31-34 |

| | BUF | MIA |
|-------------------|---------|---------|
| First Downs | 30 | 22 |
| Rushes-Yards | 49-272 | 38-261 |
| Net Passing Yards | 317 | 233 |
| Total Net Yards | 589 | 494 |
| Passing (A-C-I) | 39-26-0 | 30-16-1 |
| Sacked by Opp. | 2-12 | 0-0 |
| Punts-Average | 4-42.3 | 5-41.4 |
| Fumbles-Lost | 1-0 | 0-0 |
| Penalties | 5-35 | 2-15 |
| Time of Poss. | 40:33 | 33:40 |

WHAT TO LOOK FOR

TEAM

- With two rushing touchdowns, the Bills would reach 30 on the season and it would be the 10th time in league history that a team reached 30 rushing touchdowns.
- Need 11 points to reach 400 for the season. The 400 point mark has been eclipsed six times in franchise history, last in 1998.
- Need two touchdowns to reach 50 on the season, which has happened three times in franchise history, most recently in 1991.
- Need five rushing yards to reach 2,567 on the season and move in to third place for the most rushing yards in a season in franchise history.
- Commit no turnovers to finish the season with nine to set a new NFL record for fewest in a season (NE, 10 in 2010)

OFFENSE

QB Tyrod Taylor

- Needs 27 rushing yards to reach 1,175 as a Bill and pass Joe Ferguson (1,174) for the most rushing yards by a QB in franchise history.
- Needs one rushing touchdown to reach 11 with the Bills and move in to sole possession of the second-most in team history by a QB.
- Looking to record a QB rating over 100 for the fourth consecutive game. Would be the fourth time in franchise history that a QB accomplished that. (Jim Kelly, 6, 1990-91; Jim Kelly, 4, 1990; Joe Ferguson, 4, 1979)

TE Charles Clay

- Looking to record a touchdown in a fourth consecutive game for the first time in his career. Would be the first TE in franchise history with four consecutive games with a touchdown.

RB LeSean McCoy

- Looking to record his eighth game with over 100 rushing yards this season. Would be the most by a Bill since Thurman Thomas (9) in 1992.
- Needs one rushing touchdown to reach 14 on the season and have the second most in one season in franchise history (O.J. Simpson, 16 in 1975)
- Needs two overall touchdowns to reach 16 on the season and have the second most in one season in franchise history (O.J. Simpson, 23 in 1975)
- Needs one reception to reach 50 on the season. Would be his fourth time recording at least 50 receptions.
- Needs 63 rushing yards to reach 1,320 yards on the season, which would be the second most in his career.
- Needs 66 yards from scrimmage to reach 1,673 for the season, which would be the second most in his career.

WR Robert Woods

- Needs one reception to reach 200 for his career. Will be the fourth player in franchise history with 200 catches in his first four seasons.

WR Sammy Watkins

- Needs one reception to reach 150 as a Bill. Would be the fifth Bill in franchise history to have 150 or more receptions in his first three seasons.
- Needs 72 yards to reach 2,500 for his career and become the third Bill with at least 2,500 yards receiving in his first three seasons.

DEFENSE

CB Stephon Gilmore

- Needs one interception to become the first Bill with six in a season since Jairus Byrd recorded nine picks in 2009.

LB Preston Brown

- Needs three tackles to reach 125 on the season and pair with Zach Brown (138) to be the first Buffalo LB duo since London Fletcher (133) and Takeo Spikes (126) in 2003 to both record over 125 tackles.



QUOTE OF THE WEEK

Bills RB LeSean McCoy on the mindset of the team going in to the last game of the year:

"We're just trying to finish the season out, we have one more game to go. I'm not a quitter, I know my team and we aren't quitters at all so we'll be looking to win that game and look forward to next year."

BILLS-JETS SERIES HIGHS

RUSHING YARDS

Bills: 243, Cookie Gilchrist 12/8/63 @ BUF

Jets: 210, Thomas Jones 10/18/09 @NYJ

RECEIVING YARDS

Bills: 255, Jerry Butler 9/23/79 @BUF

Jets: 180, Don Maynard 12/19/65 @NYJ

PASSING YARDS

Bills: 367, Joe Ferguson 9/23/79 @BUF

Jets: 374, Ryan Fitzpatrick 9/15/16 @BUF

TALE OF THE TAPE - 2016 STATS

| Bills | Category | JETS |
|---------------|----------------------------------|----------------|
| 7-8 | Record | 4-11 |
| 389 | Points Scored | 245 |
| 348 | Points Allowed | 399 |
| 48 | Touchdowns Scored | 25 |
| 38 | Touchdowns Allowed | 46 |
| 28 | Rushing TDs | 10 |
| 17 | Passing TDs | 14 |
| 3 | Return TDs | 1 |
| 21 | Rushing TDs Allowed | 10 |
| 17 | Passing TDs Allowed | 30 |
| 0 | Return TDs Allowed | 6 |
| 43/194 | Sacked/Yards Lost | 34/171 |
| 13/3 | Fumbles/Lost | 23/9 |
| 6 | Had Intercepted | 25 |
| 18/24 | Field Goals Made/Attempted | 24/28 |
| 362.4 | Average Yards Per Game | 329.3 |
| 358.9 | Opp. Average Yards Per Game | 349.9 |
| 170.8 | Average Rushing Yards Per Game | 111.7 |
| 133.5 | Opp. Avg. Rushing Yards Per Game | 100.9 |
| 191.6 | Average Passing Yards Per Game | 217.6 |
| 225.3 | Opp. Avg. Passing Yards Per Game | 249.1 |
| +9 | Turnover Ratio | -23 |
| 29:25 | Average Time of Possession | 30:25 |
| 12th/1st/31st | NFL Rank-Total Offense/Run/Pass | 25th/13th/27th |
| 19th/28th/7th | Rank-Total Defense/Run/Pass | 16th/14th/20th |
| End of Season | Next Week | End of Season |

2016 BILLS/JETS LEADERS

BILLS PASSING

Tyrod Taylor - 3,023 yards

EJ Manuel - 45 yards

RUSHING

LeSean McCoy - 1,257 yards

Tyrod Taylor - 580 yards

Mike Gillislee - 537 yards

Jonathan Williams - 83 yards

RECEIVING

Robert Woods - 570 yards

Charles Clay - 532 yards

Marquise Goodwin - 423 yards

Sammy Watkins - 399 yards

LeSean McCoy - 350 yards

Justin Hunter - 125 yards

Brandon Tate - 117 yards

POINTS

Dan Carpenter - 93 points

LeSean McCoy - 86 points

Mike Gillislee - 48 points

Tyrod Taylor - 38 points

Charles Clay - 24 points

INTERCEPTIONS

Stephon Gilmore - 5

Nickell Robey-Coleman - 2

Corey White - 2

Corey Graham - 1

Lorenzo Alexander - 1

SACKS

Lorenzo Alexander - 11.5

Jerry Hughes - 6.0

Kyle Williams - 5.0

Zach Brown - 4.0

TACKLES

Zach Brown - 138

Preston Brown - 122

Corey Graham - 77

Ronald Darby - 65

Kyle Williams - 63

Lorenzo Alexander - 61

JETS

Ryan Fitzpatrick - 2,500 yards

Bryce Petty - 809 yards

Matt Forte - 813 yards

Bilal Powell - 600 yards

Ryan Fitzpatrick - 130 yards

Robby Anderson - 43 yards

Brandon Marshall - 788 yards

Quincy Enunwa - 776 yards

Robby Anderson - 544 yards

Bilal Powell - 373 yards

Matt Forte - 263 yards

Charone Peake - 164 yards

Jalin Marshall - 140 yards

Nick Folk - 93 points

Matt Forte - 48 points

Bilal Powell - 24 points

Quincy Enunwa - 24 points

Brandon Marshall - 18 points

Marcus Gilchrist - 2

Marcus Williams - 2

Buster Skrine - 1

Lorenzo Mauldin - 1

Juston Burris - 1

Leonard Williams - 7

Muhammad Wilkerson - 3.5

Steve McLendon - 3.5

Lorenzo Mauldin - 2.5

David Harris - 86

Leonard Williams - 66

Darron Lee - 65

Calvin Pryor - 58

Sheldon Richardson - 56

Muhammad Wilkerson - 55

FORMER BILLS / JETS

- Bills Head Coach **Rex Ryan** held the same title with the Jets from 2009-2014. Also on his staff were current Bills coaches **Bobby April III** (2013-2014), **Sanjay Lal** (2012-2014), **David Lee** (2013-2014), **Anthony Lynn** (2009-2014), **D'Anton Lynn** (2014), **Tim McDonald** (2013-2014), **Jason Oszvart** (2013-2014), **Eric Smith** (2014), **Kathryn Smith** (2009-2014), **Tony Sparano** (2012-2014) and **Jeff Weeks** (2009-2014).
- Jets Offensive Coordinator **Chan Gailey** was the Bills' head coach from 2010-2012.
- Jets QB **Ryan Fitzpatrick** was a member of the Bills from 2009-2012, serving as the primary starter for his last three seasons. Fitzpatrick ranks third all-time in Bills passing touchdowns, third in completions and fourth in passing yards.
- Jets Defensive Line coach **Pepper Johnson** held the same position with the Bills in the 2014 season.
- Bills DE **Leger Douzable** was a member of the Jets from 2013-2015.
- Bills Assistant Defensive Backs coach **Ed Reed** played for the Jets in the 2013 season.
- Bills Special Teams Assistant **Eric Smith** was a free safety for the Jets from 2006-2012.

HOMETOWN CONNECTIONS

- Bills P **Colton Schmidt** and Jets DE **Leonard Williams** are both natives of Bakersfield, CA.
- Bills OLB **Lerentee McCray** and Jets CB **Antonio Allen** are both from Ocala, FL.
- Bills WR **Robert Woods'** hometown of Carson, CA is 13.5 miles from Jets OT **Ryan Clady's** hometown of Long Beach, CA
- Bills CB/S **Corey White** grew up in Dunwoody, GA, only 17 minutes from Jets CB **Buster Skrine's** hometown of Decatur, Ga and 25 minutes away from Atlanta, Ga, home of Jets OLB **Lorenzo Mauldin** and Jets DT **Deon Simon**.
- Bills DE **Jerel Worthy** is from Huber Heights, OH, about 30 minutes from Jets C **Nick Mangold's** home of Centerville, OH.

PRO CONNECTIONS

- Bills RB **Reggie Bush**, K **Dan Carpenter**, G **Richie Incognito** and TE **Charles Clay** were teammates with Jets WR **Brandon Marshall** on the Miami Dolphins during the 2011 season.
- Bills G **Richie Incognito** and Jets QB **Ryan Fitzpatrick** were members of the St. Louis Rams from 2005-2006.
- Bills G **Ryan Groy** and T **Jordan Mills**, Bills OL coach **Aaron Kromer**, Jets RB **Matt Forte** and Jets WR **Brandon Marshall** were all a part of the Chicago Bears organization in 2014.
- Bills LB **Lorenzo Alexander** and Jets DL **Jarvis Jenkins** spent the 2012 season with the Washington Redskins before Alexander moved on to the Arizona Cardinals, where Jets HC **Todd Bowles** was his defensive coordinator from 2013-14.
- Bills Linebacker Coach **Bobby April III** and Jets Head Coach **Todd Bowles** were on the Philadelphia Eagles staff in 2012.

COLLEGE CONNECTIONS

- Bills S **Jonathan Meeks** and WR **Sammy Watkins** attended Clemson along with Jets FS **Marcus Gilchrist**, DT **Jarvis Jenkins** and WR **Charone Peake**.
- Bills LB **Preston Brown** and G **John Miller** were teammates with Jets OLB **Lorenzo Mauldin** and SS **Calvin Pryor** at Louisville from 2011-2013.
- Bills LB **Zach Brown** and Jets LB **Bruce Carter** were part of the North Carolina linebacker crew from 2009-2010.
- Bills DE **Leger Douzable** and Jets WR **Brandon Marshall** were teammates at Central Florida from 2004-2005.
- Bills DE **Jerel Worthy** and Jets DT **Lawrence Thomas** lined up together on Michigan State's front-seven during the 2011 season.
- Bills QB **Cardale Jones** and DT **Adolphus Washington** were teammates with Jets OLB **Darron Lee** at Ohio State from 2014-2015, all playing major roles in winning a national championship following the 2014 season.
- Bills WR **Robert Woods**, CB **Kevon Seymour** and CB **Nickell Robey-Coleman** were teammates with Jets DT **Leonard Williams** during their USC tenures.



BILLS - PROJECTED STARTERS

OFFENSE

WR ROBERT WOODS - Has totaled 47 catches for 570 yards and one touchdown on the season.

LT CORDY GLENN - Has started 72 games in his first five seasons.

LG RICHIE INCOGNITO - Was elected to the Pro Bowl in 2015 and has started in all 133 games he's appeared in during his NFL career.

C RYAN GROV - Has appeared in 23 games in his career, starting in nine games.

RG JOHN MILLER - Has started in all 27 games he's appeared in so far in Buffalo.

RT JORDAN MILLS - Has played in 54 games with 49 starts during his NFL career.

TE CHARLES CLAY - Leads the team with 54 receptions for 532 yards and four touchdowns this season.

WR SAMMY WATKINS - Has 24 receptions for 399 yards and two touchdowns this season.

QB TYROD TAYLOR - Has completed 269 of his 436 passes for 3,023 yards, 17 touchdowns and six interceptions this season. He also has added 580 yards and six touchdowns on the ground.

RB LESEAN MCCOY - Has totaled 1,257 yards and 13 touchdowns on 229 carries this season. He also has 49 catches for 350 yards and a touchdown. Named to the Pro Bowl for the fifth time this year.

FB JEROME FELTON - Has played in 30 games for the Bills and has seven rushes for 13 yards and six catches for 57 yards this season.

KEY RESERVES

RB MIKE GILLISLEE - Has 86 rush attempts for 537 yards and seven touchdowns on the season and has eight receptions for 40 yards and a touchdown.

WR MARQUISE GOODWIN - Has 28 catches for 423 yards and three touchdowns this season.

WR BRANDON TATE - Has eight catches for 117 yards and three rushes for 48 yards. Also has totaled 595 yards on 27 kick returns and 277 yards on 24 punt returns this year.

WR JUSTIN HUNTER - Has nine catches for 125 yards and four touchdowns this season.

TE NICK O'LEARY - Has nine catches for 114 yards this season.

T CYRUS KOUANDJIO - Has played in 24 games with six starts as a Bill.

DEFENSE

DT KYLE WILLIAMS - Has 63 tackles, 5.0 sacks, 10 tackles for a loss and 15 QB hits this season. Has started 145-of-150 games and earned four-time Pro Bowl honors (2010, 2012, 2013, and 2014).

NT MARCELL DAREUS - Has 35 tackles, 3.5 sacks, one pass defended, four QB hits and five tackles for a loss this season.

DE ADOLPHUS WASHINGTON - Has totaled 21 tackles, 2.5 sacks, one pass defended, three QB hits and four tackles for a loss so far in his rookie season.

LB JERRY HUGHES - Has totaled 46 tackles, six sacks, one forced fumble and three passes defended on the season. Also has eight tackles for a loss and 10 QB hits.

LB ZACH BROWN - Leads the team and ranks third in the league with 138 tackles on the season. He also has four sacks, two forced fumbles, seven QB hits, one interception and 11 tackles for a loss.

LB PRESTON BROWN - Has totaled 122 tackles, one sack, five tackles for a loss, two quarterback hits, one pass defended, one forced fumble and two fumble recoveries so far this season.

LB LORENZO ALEXANDER - Has totaled 61 tackles, a team-high 11.5 sacks, nine tackles for a loss, 20 QB hits, six passes defended, one interception and three forced fumbles on the year. Named to the Pro Bowl for the second time in his career this season.

CB RONALD DARBY - Has recorded 65 tackles, one QB hit, one tackle for a loss and 11 passes defended this season.

CB STEPHON GILMORE - Has totaled 48 tackles, five interceptions and 12 passes defended this season.

S COREY GRAHAM - Has 77 tackles, one sack, two tackles for a loss, one QB hit, one interception and nine passes defended.

CB/S COREY WHITE - Has 26 tackles, four passes defended and one interception this year.

KEY RESERVES

CB NICKELL ROBEY-COLEMAN - Has 26 tackles, one fumble recovery, six passes defended, two interceptions, two tackles for a loss, one forced fumble and two touchdowns this season.

DT JEREL WORTHY - Has 11 tackles and one tackle for a loss this season.

DT LEGER DOUZABLE - Has totaled 37 tackles, 1.5 sacks, five tackles for a loss and seven QB hits this season.

DT SHAQ LAWSON - Has 12 tackles, two sacks, three QB hits, one pass defended, one forced fumble and three tackles for a loss.

CB KEVON SEYMOUR - Has 12 tackles and three passes defended this year.

POSITION-BY-POSITION BREAKDOWN

QUARTERBACKS (3)

| No | Name | Pos | HT | WT | Exp | College |
|----|---------------|-----|-----|-----|-----|---------------|
| 3 | EJ Manuel | QB | 6'4 | 237 | 4 | Florida State |
| 5 | Tyrod Taylor | QB | 6'1 | 215 | 6 | Virginia Tech |
| 7 | Cardale Jones | QB | 6'5 | 250 | R | Ohio State |

EJ MANUEL has played in 27 career games with 16 starts and has totaled 310 completions on 527 pass attempts for 3,416 yards, 19 touchdowns and 15 interceptions...**TYROD TAYLOR** has completed 269 of his 436 passes for 3,023 yards, 17 touchdowns and six interceptions this season. He also has added a team record 580 yards and six touchdowns on the ground...**CARDALE JONES** was drafted by the Bills in the fourth round (139th overall) in the 2016 NFL Draft. He played three years at Ohio State appearing in 23 games and went 11-0 as a starter.



RUNNING BACKS (5)

| No | Name | Pos | HT | WT | Exp | College |
|----|-------------------|-----|------|-----|-----|---------------------|
| 22 | Reggie Bush | RB | 6'0 | 201 | 11 | Southern California |
| 25 | LeSean McCoy | RB | 5'11 | 208 | 8 | Pittsburgh |
| 31 | Jonathan Williams | RB | 6'0 | 223 | R | Arkansas |
| 35 | Mike Gillislee | RB | 5'11 | 219 | 3 | Florida |
| 42 | Jerome Felton | FB | 6'0 | 248 | 9 | Furman |

REGGIE BUSH has seven receptions for 90 yards, 12 rushes for -3 yards and a touchdown and five kick returns for 103 yards...**LESEAN MCCOY** has totaled 1,257 yards and 13 touchdowns on 229 carries this season. He also has 49 catches for 350 yards and a touchdown. Named to the Pro Bowl for the fifth time this year...**JONATHAN WILLIAMS** has 23 carries for 83 yards and one touchdown this season. He was drafted by the Bills in the fifth round (156th overall) in the 2016 NFL Draft. The former Arkansas Razorback missed his senior season with a foot injury. In his three years in college, he managed to rush for 2,321 yards and 16 touchdowns, while adding another 345 yards and six touchdowns receiving...**MIKE GILLISLEE** has 86 rush attempts for 537 yards and seven touchdowns on the season and has eight receptions for 40 yards and a touchdown...**JEROME FELTON** has played in 30 games for the Bills and has seven rushes for 13 yards and six catches for 57 yards this season.



POSITION-BY-POSITION BREAKDOWN

WIDE RECEIVERS (6)

| No | Name | Pos | HT | WT | Exp | College |
|----|------------------|-----|-----|-----|-----|---------------------|
| 10 | Robert Woods | WR | 6'0 | 190 | 4 | Southern California |
| 13 | Dez Lewis | WR | 6'4 | 214 | 1 | Central Arkansas |
| 14 | Sammy Waktins | WR | 6'1 | 211 | 3 | Clemson |
| 15 | Brandon Tate | WR | 6'1 | 195 | 8 | North Carolina |
| 17 | Justin Hunter | WR | 6'4 | 203 | 4 | Tennessee |
| 88 | Marquise Goodwin | WR | 5'9 | 179 | 4 | Texas |

ROBERT WOODS has totaled 47 catches for 570 yards and one touchdown on the season...**DEZ LEWIS** has appeared in one game this season...**SAMMY WATKINS** has 24 receptions for 399 yards and two touchdowns this season...**BRANDON TATE** has eight catches for 117 yards and three rushes for 48 yards. He also has totaled 595 yards on 27 kick returns and 277 yards on 24 punt returns this year...**JUSTIN HUNTER** has nine catches for 125 yards and four touchdowns this season...**MARQUISE GOODWIN** has 28 catches for 423 yards and three touchdowns this season.



TIGHT ENDS (4)

| No | Name | Pos | HT | WT | Exp | College |
|----|------------------|-----|-----|-----|-----|---------------|
| 82 | Logan Thomas | TE | 6'6 | 250 | 2 | Virginia Tech |
| 84 | Nick O'Leary | TE | 6'3 | 252 | 1 | Florida State |
| 85 | Charles Clay | TE | 6'3 | 255 | 6 | Tulsa |
| 87 | Gerald Christian | TE | 6'3 | 250 | 1 | Louisville |

LOGAN THOMAS has not appeared in a game yet this season...**NICK O'LEARY** has nine catches for 114 yards this season...**CHARLES CLAY** leads the team with 54 receptions for 532 yards and four touchdowns this season...**GERALD CHRISTIAN** has one reception for 14 yards.



POSITION-BY-POSITION BREAKDOWN

OFFENSIVE LINE (8)

| No | Name | Pos | HT | WT | Exp | College |
|----|------------------|-----|-----|-----|-----|----------------|
| 64 | Richie Incognito | G | 6'3 | 319 | 10 | Nebraska |
| 67 | Patrick Lewis | C | 6'1 | 311 | 4 | Texas A&M |
| 71 | Cyrus Kouandjio | T | 6'7 | 332 | 3 | Alabama |
| 72 | Ryan Groy | C/G | 6'5 | 320 | 3 | Wisconsin |
| 74 | Michael Ola | T | 6'5 | 312 | 3 | Hampton |
| 76 | John Miller | G | 6'2 | 312 | 2 | Louisville |
| 77 | Cordy Glenn | T | 6'6 | 345 | 5 | Georgia |
| 79 | Jordan Mills | T | 6'5 | 316 | 4 | Louisiana Tech |

RICHIE INCOGNITO was selected to the Pro Bowl in 2015 and has started in all 133 games he's appeared in during his career...

PATRICK LEWIS has played in 17 games with 13 career starts...

CYRUS KOUANDJIO has played in 24 games with six starts in his career with the Bills...**RYAN GROU** has appeared in 23 games in his career, starting in nine games...**MICHAEL OLA** has appeared in five games this year...**JOHN MILLER** has started in all 27 games he's appeared in so far in Buffalo...**CORDY GLENN** has started 72 games in his first five seasons...**JORDAN MILLS** has played in 54 games with 49 starts during his NFL career.



DEFENSIVE LINE (6)

| No | Name | Pos | HT | WT | Exp | College |
|----|---------------------|-----|-----|-----|-----|-----------------|
| 91 | Leger Douzable | DE | 6'4 | 284 | 7 | Central Florida |
| 92 | Adolphus Washington | DT | 6'4 | 295 | R | Ohio State |
| 94 | Jerel Worthy | DE | 6'2 | 308 | 3 | Michigan State |
| 95 | Kyle Williams | DT | 6'1 | 303 | 11 | LSU |
| 98 | Deandre Coleman | DT | 6'5 | 341 | 1 | California |
| 99 | Marcell Dareus | NT | 6'3 | 331 | 6 | Alabama |

LEGER DOUZABLE has totaled 37 tackles, 1.5 sacks, five tackles for a loss and seven QB hits this season...**ADOLPHUS WASHINGTON** has totaled 21 tackles, 2.5 sacks, one pass defended, three QB hits and four tackles for a loss so far in his rookie season...**JEREL WORTHY** has 11 tackles and one tackle for a loss this season...**KYLE WILLIAMS** has 63 tackles, 5.0 sacks, 10 tackles for a loss and 15 QB hits this season. Has started 145-of-150 games and earned four-time Pro Bowl honors (2010, 2012, 2013, and 2014). ..**DEANDRE COLEMAN** has three tackles on the season...**MARCELL DAREUS** has 35 tackles, 3.5 sacks, one pass defended, four QB hits and five tackles for a loss this season.



POSITION-BY-POSITION BREAKDOWN

LINEBACKERS (8)

| No | Name | Pos | HT | WT | Exp | College |
|----|-------------------|-----|------|-----|-----|--------------------|
| 50 | Ramon Humber | LB | 5'11 | 235 | 8 | North Dakota State |
| 51 | Brandon Spikes | LB | 6'2 | 255 | 6 | Florida |
| 52 | Preston Brown | LB | 6'1 | 251 | 3 | Louisville |
| 53 | Zach Brown | LB | 6'1 | 248 | 5 | UNC |
| 55 | Jerry Hughes | LB | 6'2 | 254 | 7 | TCU |
| 56 | Lerentee McCray | LB | 6'3 | 249 | 4 | Florida |
| 57 | Lorenzo Alexander | LB | 6'1 | 245 | 10 | California |
| 90 | Shaq Lawson | LB | 6'3 | 270 | R | Clemson |

RAMON HUMBER has five tackles on defense and 11 tackles on special teams....**BRANDON SPIKES** has totaled nine tackles this season....**PRESTON BROWN** has totaled 122 tackles, one sack, five tackles for a loss, two quarterback hits, one pass defended, one forced fumble and two fumble recoveries so far this season....**ZACH BROWN** leads the team and ranks third in the league with 138 tackles on the season. He also has four sacks, two forced fumbles, seven QB hits, one interception and 11 tackles for a loss....**JERRY HUGHES** has totaled 46 tackles, six sacks, one forced fumble and three passes defended on the season. Also has eight tackles for a loss and 10 QB hits...**LERENTEE MCCRAY** has 10 tackles and one forced fumble this season....**LORENZO ALEXANDER** has totaled 61 tackles, a team-high 11.5 sacks, nine tackles for a loss, 20 QB hits, six passes defended, one interception and three forced fumbles on the year. Named to the Pro Bowl for the second time in his career this season....**SHAQ LAWSON** has 12 tackles, two sacks, three QB hits, one pass defended and three tackles for a loss.

SPECIALISTS (3)

| No | Name | Pos | HT | WT | Exp | College |
|----|------------------|-----|------|-----|-----|------------------|
| 2 | Dan Carpenter | K | 6'2 | 228 | 9 | Montana |
| 6 | Colton Schmidt | P | 5'11 | 224 | 3 | California-Davis |
| 65 | Garrison Sanborn | LS | 6'1 | 240 | 8 | Florida State |

DAN CARPENTER has hit 18 of his 24 field goal attempts this season and 39 of his 44 PATs....**COLTON SCHMIDT** has punted 69 times this season for an average of 42.4 yards per punt and has placed 20 punts inside the 20...**GARRISON SANBORN** has appeared in each of the team's 127 regular season games in his eight years with the Bills.

DEFENSIVE BACKS (10)

| No | Name | Pos | HT | WT | Exp | College |
|----|-----------------------|------|------|-----|-----|---------------------|
| 20 | Corey Graham | S | 6'0 | 196 | 10 | New Hampshire |
| 21 | Nickell Robey-Coleman | CB | 5'8 | 165 | 4 | Southern California |
| 24 | Stephon Gilmore | CB | 6'1 | 190 | 5 | South Carolina |
| 28 | Ronald Darby | CB | 5'11 | 195 | 2 | Florida State |
| 29 | Kevon Seymour | CB | 6'0 | 185 | R | Southern California |
| 30 | Corey White | CB/S | 6'1 | 210 | 5 | Samford |
| 36 | Jonathan Meeks | S | 6'0 | 209 | 4 | Clemson |
| 37 | Shamiel Gary | S | 6'0 | 217 | 2 | Oklahoma St. |
| 38 | Sergio Brown | S | 6'2 | 210 | 7 | Notre Dame |
| 39 | Marcus Roberson | CB | 6'0 | 194 | 3 | Florida |

COREY GRAHAM has 77 tackles, one sack, two tackles for a loss, one QB hit, one interception and nine passes defended...**NICKELL ROBEY-COLEMAN** has 26 tackles, one fumble recovery, six passes defended, two interceptions, two tackles for a loss, one forced fumble and two touchdowns this season...**STEPHON GILMORE** has totaled 48 tackles, five interceptions and 12 passes defended this season...**RONALD DARBY** has recorded 65 tackles, one QB hit, one tackle for a loss and 11 passes defended this season...**KEVON SEYMOUR** has 12 tackles and three passes defended this year...**COREY WHITE** has 26 tackles, four passes defended and one interception this year...**JONATHAN MEEKS** has five tackles on defense and eleven tackles with one fumble recovery on special teams...**SHAMIEL GARY** has one tackle on special teams...**SERGIO BROWN** has five tackles on special teams this season for the Bills...**MARCUS ROBERSON** has appeared in six games so far this season with the Bills.

OFFENSE NOTES

BILLS RUN DEEP

The Bills have proven to be a dominant force when it comes to the ground game. After leading the NFL in rushing last season, the Bills are again at the top of the league in rushing yards per game:

NFL RUSHING LEADERS - 2016

| RK. | TEAM | RUSHING YARDS PER GAME |
|-----|----------------|------------------------|
| 1. | Buffalo | 170.8 |
| 2. | Dallas | 155.1 |
| 3. | Tennessee | 138.9 |
| 4. | San Francisco | 130.5 |
| 5. | Oakland | 124.3 |

The Bills also lead the NFL in yards per carry at 5.52 yards per carry:

NFL RUSHING LEADERS - 2016

| RK. | TEAM | RUSHING YARDS PER CARRY |
|-----|----------------|-------------------------|
| 1. | Buffalo | 5.52 |
| 2. | Dallas | 4.87 |
| 3. | Cleveland | 4.67 |
| 4. | Tennessee | 4.66 |
| 5. | San Francisco | 4.58 |

The Bills also have the most rushing touchdowns this year with 28, which is also a new franchise record:

NFL RUSHING LEADERS - 2016

| RK. | TEAM | RUSHING TOUCHDOWNS |
|-----|----------------|--------------------|
| 1. | Buffalo | 28 |
| 2. | Dallas | 24 |
| 3t. | Atlanta | 19 |
| 3t. | Arizona | 19 |
| 5. | New England | 18 |

The Bills are second in the league with 74 rushes over 10 yards and lead the way with 26 rushes over 20 yards:

NFL RUSHING LEADERS - 2016

| RK. | TEAM | 10+ YARD RUNS | 10+ YARD TDS |
|-----|----------------|---------------|--------------|
| 1. | Buffalo | 74 | 10 |
| 2. | Dallas | 70 | 6 |
| 3. | San Francisco | 58 | 2 |
| 4. | Tennessee | 56 | 4 |
| 5. | Miami | 55 | 5 |

| RK. | TEAM | 20+ YARD RUNS | 20+ YARD TDS |
|-----|----------------|---------------|--------------|
| 1. | Buffalo | 26 | 5 |
| 2. | Oakland | 18 | 4 |
| 3. | Dallas | 16 | 3 |
| 4t. | Atlanta | 13 | 3 |
| 4t. | Green Bay | 13 | 2 |

OFFENSE NOTES

PUTTING UP POINTS

The Bills have been consistently putting up points this season and rank third in the AFC with 25.9 points per game. Buffalo has 389 points this season, which is the eighth most by the Bills in franchise history:

AFC SCORING LEADERS - 2016

| RK. | TEAM | POINTS PER GAME |
|-----|----------------|-----------------|
| 1. | Oakland | 27.3 |
| 2. | New England | 27.1 |
| 3. | Buffalo | 25.9 |
| 4. | Indianapolis | 25.8 |
| 5. | San Diego | 25.5 |

PRODUCING IN THE RED ZONE

The Bills have taken better advantage of their opportunities in the red zone this season, as they have scored touchdowns on 34 of their 52 trips inside this season. That touchdown efficiency currently ranks fourth in the NFL:

NFL RED ZONE LEADERS - 2016

| RK. | TEAM | RED ZONE TD % |
|-----|----------------|---------------------|
| 1. | Tennessee | 34/47, 72.3% |
| 2. | New Orleans | 41/62, 66.1% |
| 3. | San Francisco | 27/41, 65.9% |
| 4. | Buffalo | 34/52, 65.4% |
| 5t. | Arizona | 32/49, 65.3% |
| 5t. | Indianapolis | 32/49, 65.3% |

HISTORIC RUSHING PRODUCTION

The Bills have been dominating on the ground this year and have been putting up historic numbers. The current average of 5.52 yards per carry is the highest in franchise history:

BILLS RUSHING LEADERS - FRANCHISE HISTORY

| RK. | YEAR | RUSHING YARDS PER CARRY |
|-----|-------------|-------------------------|
| 1. | 2016 | 5.52 |
| 2. | 1973 | 5.10 |
| 3. | 1975 | 5.06 |
| 4. | 2012 | 5.02 |
| 5. | 1962 | 4.95 |

PROTECT THE BALL

Buffalo has been able to stay in the positive when it comes to turnover differential because they have the fewest giveaways in the league with 9:

NFL TURNOVER LEADERS - 2016

| RK. | TEAM | GIVEAWAYS |
|-----|----------------|-----------|
| 1. | Buffalo | 9 |
| 2t. | Atlanta | 11 |
| 2t. | New England | 11 |
| 2t. | Oakland | 11 |
| 5. | Detroit | 12 |

DEFENSE NOTES

GET AFTER THE QB

The Bills have been more effective this season in regards to putting pressure on the opposing quarterback. Their 38 sacks are tied for the fifth most in the NFL this season:

NFL SACK LEADERS - 2016

| RK. | TEAM | SACKS |
|------------|----------------|-------------|
| 1. | Carolina | 44.0 |
| 2. | Arizona | 41.0 |
| 3. | Denver | 40.0 |
| 4. | Minnesota | 39.0 |
| 5t. | Buffalo | 38.0 |
| 5t. | Green Bay | 38.0 |

LIMIT THE AIR ATTACK

The Bills have been limiting their opponent's aerial attack as of late. Buffalo is allowing 225.3 passing yards per game this season, which is the fourth fewest in the AFC:

AFC PASSING DEFENSE LEADERS - 2016

| RK. | TEAM | PASSING YARDS PER GAME |
|-----------|----------------|------------------------|
| 1. | Denver | 187.2 |
| 2. | Houston | 206.2 |
| 3. | Jacksonville | 210.3 |
| 4. | Buffalo | 225.3 |
| 5. | Baltimore | 233.7 |

2016 PRO BOWL

The NFL announced last week that Bills LB **Lorenzo Alexander** and RB **LeSean McCoy** have been selected to this year's Pro Bowl.

Alexander earns his second career Pro Bowl nod for his exemplary play at outside linebacker. Alexander's first Pro Bowl trip came in 2012 as a special teamer for the Washington Redskins. Alexander marks the first Bills linebacker to earn Pro Bowl honors since Takeo Spikes represented the Bills in 2004.

For McCoy, the selection marks the fifth time in his eight-year NFL career that he has earned Pro Bowl honors. McCoy was also selected in 2011, 2013, 2014 and most recently in 2016—his first season as a Bill. McCoy becomes the first Bills running back to earn consecutive Pro Bowl nods since Thurman Thomas went to five straight Pro Bowls from 1989-1993.

The game will be played on Sunday, January 29, 2017 and simulcast live on ESPN and ESPN Deportes from Camping World Stadium in Orlando, Florida.

The 2017 Pro Bowl will feature a return to the traditional AFC vs. NFC format following three years using a revised, "unconferenced" structure.

TEAM NOTES

Keys To Success

Buffalo has used the turnover battle to stay in games this season. Their differential of +9 is fifth in the NFL:

NFL TURNOVER LEADERS - 2016

| RK. | TEAM | TURNOVER DIFFERENTIAL |
|-----------|----------------|-----------------------|
| 1. | Oakland | +18 |
| 2. | Kansas City | +15 |
| 3t. | New England | +10 |
| 3t. | Atlanta | +10 |
| 5. | Buffalo | +9 |

SPECIAL TEAMS NOTES

PUNT RETURN PROVIDING A SPARK

The Bills punt return unit has been performing at a very solid level this season. Buffalo is averaging 11.2 yards per punt return which is the sixth highest average in the NFL:

NFL PUNT RETURN LEADERS - 2016

| RK. | TEAM | PUNT RETURN AVG |
|-----------|----------------|-----------------|
| 1. | Philadelphia | 12.9 |
| 2. | Kansas City | 12.7 |
| 3. | Washington | 12.6 |
| 4. | Detroit | 12.3 |
| 5. | Houston | 11.4 |
| 6. | Buffalo | 11.2 |

The Bills have built that high average through big returns. Buffalo currently is tied for first in the NFL with seven returns over 20 yards:

NFL PUNT RETURN LEADERS- 2016

| RK. | TEAM | PUNT RETURNS OVER 20 YARDS |
|------------|----------------|----------------------------|
| 1t. | Buffalo | 7 |
| 1t. | Kansas City | 7 |
| 3t. | Washington | 4 |
| 3t. | Green Bay | 4 |
| 3t. | New Orleans | 4 |
| 3t. | San Francisco | 4 |
| 3t. | Minnesota | 4 |
| 3t. | Los Angeles | 4 |



2016 BY THE NUMBERS

0 The Bills allowed zero points in their Week Four matchup with the Patriots. It was the first shutout by the Bills since 2013.

1ST Lorenzo Alexander is the first Bill to participate in a sack in each of the team's first seven games of the season since sacks became an official stat in 1982.

1ST Lorenzo Alexander is the first linebacker in Bills history with a sack in seven consecutive games.

4 The Bills won four straight games (Week 3-6) for the first time since the 2008 season.

4 The Bills rushed for four touchdowns against the 49ers in Week 6, which marked the first time since 1995 that Buffalo had four rushing touchdowns in one game at home.

5 Stephon Gilmore has pulled in five interceptions this season. He is the first Bill since Jairus Byrd in 2012 with five interceptions in one year.

6 Tyrod Taylor has rushed for six touchdowns this season, which is the most by a Bills QB since Daryle Lamonic in 1964.

7 LeSean McCoy has recorded seven 100-yard rushing games this season which is the most by a Bill since Willis McGahee in 2004.

7 LeSean McCoy has gained over 1,000 yards from scrimmage in seven straight seasons.

8TH The Bills were the eighth team since 1991 to record four interceptions in the 4th quarter after their performance against the Cardinals in Week Three.

8 Buffalo has recorded eight games this year without a turnover, which is a new club record.

9 The Bills have only committed nine turnovers so far this season, which is the fewest in the NFL.

10+ LeSean McCoy is the first Bills RB since Willis McGahee in 2004 to have 10 or more rushing touchdowns in one season.

12 The Bills converted 12 of their 17 third downs against the Seahawks, which tied a franchise record.

13 LeSean McCoy's 13 rushing touchdowns are tied with Willis McGahee (2004), Travis Henry (2002) and Cookie Gilchrist (1962) for the second-most rushing touchdowns in a season in team history.

17 Sammy Watkins became the fourth Bill with 17 touchdown receptions in his first three seasons in the Week 16 game against Miami.

17 Zach Brown had a career-high 17 tackles against the Patriots in Week Four.

18 The Bills recorded points in 18 consecutive quarters in games 5-9, which tied a team record set in games 1-5 of 1992.

20 Tyrod Taylor reached 4,000 passing yards with the Bills in his 20th game, the fourth quickest in franchise history.

28 The Bills have rushed for 28 rushing touchdowns in 2016, which is a franchise record. (Previously 26 in 1975)

38.0 The Bills currently have 38.0 sacks which is tied for the fifth most in the NFL.

40.5 Kyle Williams increased his career sack total to 40.5 this season, moving in to seventh on the Bills all-time leaders list.

48 The Bills have scored 48 touchdowns this season, which is tied for the fifth most in one season in franchise history.

49 Tyrod Taylor set a career-high with a 49-yard run in Week Three against Arizona. It is the longest run by a quarterback in Bills history.

63 Dan Carpenter has recorded a point in 63 straight games, which is the second longest streak in franchise history.

70 LeSean McCoy eclipsed the 70 career touchdown mark in Week 14. He is one of four active running backs with over 70 career touchdowns.

75 LeSean McCoy's 75-yard touchdown run against the Jaguars was a career-long for the running back.

90+ LeSean McCoy has recorded over 90 yards from scrimmage in 11 consecutive home games, which is the longest streak ever by a Bill.

100 LeSean McCoy has gone over 100 yards from scrimmage in 17 of his last 22 games.

138 Zach Brown's 138 tackles are the third most in the NFL and are a career-high.

150 The Bills ran for over 150 yards in five straight games from Weeks 8-13, which was the third-longest streak in team history and the longest since a five-game streak in 1975.

153 LeSean McCoy rushed for 153 yards against the Browns, which is the most McCoy has rushed for as a Bill.

200+ After turning in a 272 yard rushing performance against the Dolphins, the Bills have gone over 200 yards on the ground seven times in the last two seasons.

312 The Bills rushed for 312 yards against the 49ers in Week 6, which is the fifth highest rushing total in team history and the most since 1992.

491 Buffalo piled up 491 yards of total offense against the 49ers which was the 10th highest total in team history and the most at home since 1991.

500+ Buffalo has a trio of rushers with over 500 yards for the second consecutive season. The Bills are the first team in the NFL with back to back trios since Detroit in 1971 and 1972.

580 Tyrod Taylor has rushed for 580 yards this season, which is a new franchise record for rushing yards by a QB. He broke his own record of 568 that he set last season.

589 The Bills recorded 589 total yards on offense in Week 16 against the Dolphins, which set a new franchise record.

1,000 LeSean McCoy passed the 1,000 yard rushing mark in Week 15 against Cleveland. This is McCoy's fifth career 1,000-yard rushing season.

1990 The Bills victory against the Patriots in Week Four was the first shutout by the Bills on the road since 1990.

2,000 The Bills went over 2,000 yards rushing in Week 14 against Pittsburgh. Buffalo has combined for over 2,000 yards on the ground and 20 rushing touchdowns for the first time since 1990.

2,562 Buffalo has rushed for 2,562 yards this season, which is the fourth highest total in franchise history.

TAYLOR RUNNING THE SHOW

QB Tyrod Taylor has completed 269 of his 436 passes for 3,023 yards, 17 touchdowns and six interceptions this season. He also has added a team record 580 yards and six touchdowns on the ground.

Taylor has utilized the big play passing game quite often as the starter in Buffalo. He is tied for third in the NFL for the most passing touchdowns that traveled over 20 yards in the air over the past two seasons:

NFL PASSING STATS - 2015-2016 season

| RK. | PLAYER, TEAM | TDs (20+ Air Yards) |
|------------|--------------------------|---------------------|
| 1. | Ben Roethlisberger, PIT | 19 |
| 2. | Cam Newton, CAR | 18 |
| 3t. | Tyrod Taylor, BUF | 17 |
| 3t. | Derek Carr, OAK | 17 |
| 5. | Russell Wilson, SEA | 16 |

Taylor has also showed an exceptional ability to protect the football. His career interception rate is the lowest in franchise history:

BILLS PASSING STATS - FRANCHISE HISTORY

| RK. | PLAYER | INT PERCENTAGE |
|-----------|---------------------|----------------|
| 1. | Tyrod Taylor | 1.5% |
| 2. | Rob Johnson | 2.6% |
| 3. | Drew Bledsoe | 2.8% |
| 4. | Doug Flutie | 2.8% |
| 5. | Trent Edwards | 3.1% |

Taylor's 580 rushing yards currently leads the NFL amongst quarterbacks as he continues to provide a dynamic threat on the ground and in the air:

NFL RUSHING STATS - QBs 2016 season

| RK. | PLAYER, TEAM | RUSHING YARDS |
|-----------|--------------------------|---------------|
| 1. | Tyrod Taylor, BUF | 580 |
| 2. | Colin Kaepernick, SF | 452 |
| 3. | Cam Newton, CAR | 353 |
| 4. | Marcus Mariota, TEN | 349 |
| 5. | Blake Bortles, JAX | 338 |

Taylor's current rushing average of 6.11 is the fifth highest by a quarterback with at least 75 rush attempts in the past decade:

NFL RUSHING STATS - QBs SINCE 2007

| RK. | PLAYER, TEAM/YEAR | RUSHING AVG. |
|-----------|-------------------------------|--------------|
| 1. | Russell Wilson, SEA 2014 | 7.19 |
| 2. | Robert Griffin III, WAS 2012 | 6.79 |
| 3. | Mike Vick, PHI 2010 | 6.76 |
| 4. | Colin Kaepernick, SF 2014 | 6.14 |
| 5. | Tyrod Taylor, BUF 2016 | 6.11 |

Taylor remains the Bills career leader when it comes to passer rating for all players with a minimum of 250 pass attempts:

BILLS PASSING STATS - FRANCHISE HISTORY

| RK. | PLAYER | PASSER RATING |
|-----------|---------------------|---------------|
| 1. | Tyrod Taylor | 94.2 |
| 2. | Kyle Orton | 87.8 |
| 3. | Rob Johnson | 85.5 |
| 4. | Jim Kelly | 84.4 |
| 5. | Frank Reich | 81.9 |

TAYLOR MAKING HIS MARK

Taylor completed 242 of 380 pass attempts for 3,035 yards, 20 touchdowns and six interceptions last season. He also added a franchise quarterback record 568 rushing yards and four touchdowns on 104 attempts.

Taylor became just the third QB in NFL history to finish a season with a passer rating over 99 and over 40 yards rushing per game:

NFL PASSER RATING AND RUSHING YARDS - NFL HISTORY

| RK. | PLAYER, TEAM (YEAR) | PASSER RATING | RUSH YPG |
|-----------|---------------------------------|---------------|-------------|
| 1. | Robert Griffin, WAS (2012) | 102.4 | 54.3 |
| 2. | Michael Vick, PHI (2010) | 100.2 | 56.3 |
| 3. | Tyrod Taylor, BUF (2015) | 99.4 | 40.6 |

Taylor put together one of the best seasons by a quarterback in franchise history in his debut year. His QB rating of 99.4 ranks as the second best for a season in franchise history and was the best ever by a Bill in his first season as the starter:

BILLS PASSER RATING - First Season as Starter (Min. 10 games)

| RK. | PLAYER, YEAR | YARDS | TD | RATING |
|-----------|---------------------------|--------------|-----------|-------------|
| 1. | Tyrod Taylor, 2015 | 3,035 | 20 | 99.4 |
| 2. | Kyle Orton, 2014 | 3,018 | 18 | 87.8 |
| 3. | Doug Flutie, 1998 | 2,711 | 20 | 87.4 |
| 4. | Drew Bledsoe, 2002 | 4,359 | 24 | 86.0 |
| 5. | Jim Kelly, 1986 | 3,593 | 22 | 83.3 |

Taylor also flashed his athletic ability by rushing for 568 yards, which was second in the NFL by a quarterback. His 568 yards were a franchise record for rushing yards by a quarterback, which he has already surpassed this season:

BILLS QB RUSHING - FRANCHISE HISTORY

| RK. | PLAYER, YEAR | YARDS |
|-----------|---------------------------|------------|
| 1. | Tyrod Taylor, 2016 | 580 |
| 2. | Tyrod Taylor, 2015 | 568 |
| 3. | Doug Flutie, 1999 | 476 |
| 4. | Rob Johnson, 2000 | 307 |
| 5. | Daryle Lamonica, 1964 | 289 |

Taylor became the third QB in Bills history to rush for over 1,000 yards in his Bills career when he picked up 38 yards against Jacksonville in Week 12:

BILLS RUSHING YARDS - QBs in FRANCHISE HISTORY

| RK. | PLAYER | RUSHING YARDS |
|-----------|---------------------|---------------|
| 1. | Joe Ferguson | 1,174 |
| 2. | Tyrod Taylor | 1,148 |
| 3. | Jim Kelly | 1,049 |

Taylor raised his passing total with the Bills over 4,000 yards against the 49ers in his 20th game as a Bill. He was the fourth fastest to 4,000 passing yards in franchise history:

BILLS PASSING YARDS - FRANCHISE HISTORY

| RK. | PLAYER | GAMES TO 4,000 |
|-----------|---------------------|----------------|
| 1. | Drew Bledsoe | 15 |
| 2. | Jim Kelly | 18 |
| 3. | Doug Flutie | 19 |
| 4. | Tyrod Taylor | 20 |



SHADY THE STAR

RB LeSean McCoy has totaled 1,257 yards and 13 touchdowns on 229 carries this season. He also has 49 catches for 350 yards and a touchdown. He was named to the Pro Bowl for the fifth time for his play this year.

McCoy leads all running backs in the NFL with at least 125 carries when it comes to rushing average this season, ranks fourth in the NFL in rushing yards this season and is fourth with 13 rushing touchdowns:

NFL RUSHING LEADERS - 2016 SEASON

| RK. | PLAYER, TEAM | RUSHING AVG. |
|-----|--------------------------|--------------|
| 1. | LeSean McCoy, BUF | 5.49 |
| 2. | Jordan Howard, CHI | 5.14 |
| 3. | Mark Ingram, NO | 5.08 |
| 4. | Ezekiel Elliott, DAL | 5.07 |
| 5. | Jay Ajayi, MIA | 4.97 |

NFL RUSHING LEADERS - 2016 SEASON

| RK. | PLAYER, TEAM | RUSHING YARDS |
|-----------|--------------------------|---------------|
| 1. | Ezekiel Elliott, DAL | 1,631 |
| 2. | Le'Veon Bell, PIT | 1,268 |
| 3. | DeMarco Murray, TEN | 1,266 |
| 4. | LeSean McCoy, BUF | 1,257 |
| 5. | David Johnson, ARI | 1,233 |

NFL RUSHING LEADERS - 2016 SEASON

| RK. | PLAYER, TEAM | RUSHING TDS |
|-----------|--------------------------|-------------|
| 1. | LeGarrette Blount, NE | 17 |
| 2. | David Johnson, ARI | 16 |
| 3. | Ezekiel Elliott, DAL | 15 |
| 4. | LeSean McCoy, BUF | 13 |
| 5. | Latavius Murray, OAK | 11 |

McCoy has also been a threat in the passing game this season and has used his dynamic skillset to average 114.8 yards from scrimmage per game, which is the fourth best in the NFL:

NFL YARDS FROM SCRIMMAGE LEADERS - 2016 SEASON

| RK. | PLAYER, TEAM | YARDS PER GAME |
|-----------|--------------------------|----------------|
| 1. | Le'Veon Bell, PIT | 157.0 |
| 2. | David Johnson, ARI | 138.3 |
| 3. | Ezekiel Elliott, DAL | 132.9 |
| 4. | LeSean McCoy, BUF | 114.8 |
| 5. | DeMarco Murray, TEN | 109.7 |

Since arriving in Buffalo last season, McCoy has been one of the top producers in the league. Among all players that have appeared in at least 12 games over the past two seasons, McCoy's average of 107.5 yards per game ranks fourth in the NFL:

NFL YARDS FROM SCRIMMAGE LEADERS - 2015-16 SEASONS

| RK. | PLAYER, TEAM | YARDS PER GAME |
|-----------|--------------------------|----------------|
| 1. | Le'Veon Bell, PIT | 143.1 |
| 2. | Ezekiel Elliott, DAL | 132.9 |
| 3. | Julio Jones, ATL | 109.8 |
| 4. | LeSean McCoy, BUF | 107.5 |
| 5. | Jordan Howard, CHI | 105.4 |

McCoy recorded over 100 yards from scrimmage in seven straight games from week seven to 14 in 2015, which made him the third Bill in team history to accomplish the feat.

DOMINATING SINCE 2010

Since the beginning of the 2010 NFL season, McCoy leads the league in total rushing yards:

NFL RUSHING LEADERS - SINCE 2010 SEASON

| RK. | PLAYER, CURRENT TEAM | YARDS |
|-----|--------------------------|--------------|
| 1. | LeSean McCoy, BUF | 8,307 |
| 2. | Frank Gore, IND | 7,443 |
| 3. | Adrian Peterson, MIN | 7,263 |
| 4. | Matt Forte, NYJ | 7,248 |
| 5. | DeMarco Murray, TEN | 6,494 |

McCoy also is the top player in the NFL since 2010 when it comes to all-purpose yards, ranking first with 10,923 yards:

MOST ALL-PURPOSE YARDS - SINCE 2010 SEASON

| RK. | PLAYER, CURRENT TEAM | TOTAL | RUSH | REC. |
|-----|--------------------------|---------------|--------------|--------------|
| 1. | LeSean McCoy, BUF | 10,923 | 8,307 | 2,616 |
| 2. | Matt Forte, NYJ | 10,679 | 7,248 | 3,431 |
| 3. | Frank Gore, IND | 9,025 | 7,443 | 1,582 |
| 4. | Antonio Brown, PIT | 8,496 | 119 | 8,377 |
| 5. | DeMarco Murray, TEN | 8,395 | 6,494 | 1,901 |

McCoy leads the NFL in games with over 100 yards from scrimmage since the beginning of the 2010 season. After recording 145 total yards against the Dolphins in Week 16, McCoy is up to 63 games going over 100 yards:

100-YARDS FROM SCRIMMAGE GAMES - Active players since 2010

| RK. | PLAYER, CURRENT TEAM | GAMES |
|-----|--------------------------|-----------|
| 1. | LeSean McCoy, BUF | 63 |
| 2. | Matt Forte, NYJ | 53 |
| 3. | Jamaal Charles, KC | 45 |
| 4. | Adrian Peterson, MIN | 42 |
| 5. | DeMarco Murray, TEN | 40 |

McCoy has also been one of the best in finding the end zone since becoming a full-time starter in 2010. His 69 touchdowns is tied for first among all active players since the beginning of the 2010 season:

NFL TOUCHDOWN LEADERS - SINCE 2010 SEASON

| RK. | PLAYER, CURRENT TEAM | Tds |
|------------|--------------------------|-----------|
| 1t. | LeSean McCoy, BUF | 69 |
| 1t. | Rob Gronkowski, NE | 69 |
| 3. | Dez Bryant, DAL | 67 |
| 4. | Adrian Peterson, MIN | 61 |
| 5t. | Jimmy Graham, SEA | 59 |
| 5t. | Jordy Nelson, GB | 59 |

McCoy went over 100 yards for the 33rd time in his career against Miami in Week 16. In games where McCoy rushes for 100 yards or more, his team is 28-5. His 33 100-yard games ranks fourth among active players:

100-YARD RUSHING GAMES - Active NFL RBs

| RK. | PLAYER, CURRENT TEAM | GAMES |
|-----------|--------------------------|-----------|
| 1. | Adrian Peterson, MIN | 49 |
| 2t. | Chris Johnson, ARZ | 40 |
| 2t. | Frank Gore, IND | 40 |
| 4. | LeSean McCoy, BUF | 33 |
| 5. | Matt Forte, NYJ | 26 |



SAMMY WORKING HIS WAY BACK

WR Sammy Watkins has 24 receptions for 399 yards and two touchdowns this season in the seven games he has appeared in this season as he has battled through injury.

Watkins totaled a team-high 60 catches, 1,047 yards and nine touchdowns in the 13 games he appeared last season.

In 2015, Watkins led the NFL in average yards at the point of the catch and was tied for second in receiving average, averaging 17.5 yards per reception:

NFL RECEIVING LEADERS - 2015 SEASON (at least 50 receptions)

| RK. | PLAYER, TEAM | YARDS AT CATCH |
|-----|---------------------------|----------------|
| 1. | Sammy Watkins, BUF | 14.7 |
| 2. | Allen Robinson, JAX | 13.5 |
| 3. | Mike Evans, TB | 13.0 |
| 4. | James Jones, GB | 12.5 |
| 5. | Michael Floyd, ARI | 12.3 |

NFL RECEIVING LEADERS - 2015 SEASON (at least 50 receptions)

| RK. | PLAYER, TEAM | YARDS PER CATCH |
|-----|---------------------------|-----------------|
| 1. | James Jones, GB | 17.8 |
| 2t. | Sammy Watkins, BUF | 17.5 |
| 2t. | Allen Robinson, JAX | 17.5 |
| 4t. | Rob Gronkowski, NE | 16.3 |
| 4t. | Michael Floyd, ARI | 16.3 |

After returning from injury following the Bills bye week in week eight in 2015, Watkins was a dominant force. He finished third in the NFL in receiving yards, first in the NFL in yards per catch and tied for fifth in touchdowns among all players with at least 30 receptions:

NFL RECEIVING LEADERS - 2015 SEASON, WEEK 9-17

| RK. | PLAYER, TEAM | REC. YARDS |
|-----|---------------------------|------------|
| 1. | Antonio Brown, PIT | 1,116 |
| 2. | Julio Jones, ATL | 979 |
| 3. | Sammy Watkins, BUF | 900 |
| 4. | Mike Evans, TB | 820 |
| 5. | Brandon Marshall, NYJ | 816 |

NFL RECEIVING LEADERS - 2015 SEASON, WEEK 9-17

| RK. | PLAYER, TEAM | REC. AVG. |
|-----|---------------------------|-------------|
| 1. | Sammy Watkins, BUF | 18.4 |
| 2. | Allen Robinson, JAX | 17.7 |
| 3. | Desean Jackson, WAS | 17.6 |
| 4. | Odell Beckham Jr., NYG | 17.3 |
| 5t. | Michael Floyd, ARI | 16.6 |
| 5t. | Rob Gronkowski, NE | 16.6 |

NFL RECEIVING LEADERS - 2015 SEASON, WEEK 9-17

| RK. | PLAYER, TEAM | TOUCHDOWNS |
|-----|---------------------------|------------|
| 1. | Doug Baldwin, SEA | 12 |
| 2. | Brandon Marshall, NYJ | 10 |
| 3t. | Jordan Reed, WAS | 8 |
| 3t. | Allen Robinson, JAX | 8 |
| 5t. | Sammy Watkins, BUF | 7 |
| 5t. | Five others tied | 7 |

WATKINS IN HIS FIRST TWO YEARS

Watkins continued living up to his high draft status by following up his stellar rookie season with even better numbers last season.

His 65 receptions and 982 receiving yards as a rookie were both the most ever by a Bill in his rookie season and when combined with his numbers last season, Watkins has set the franchise mark for receiving yards and receptions in his first two seasons:

BILLS RECEIVING LEADERS - FIRST TWO PRO SEASONS

| RK. | PLAYER, YEARS | YARDS | REC |
|-----|-------------------------------|--------------|------------|
| 1. | Sammy Watkins, 2014-15 | 2,029 | 125 |
| 2. | Jerry Butler, 1979-80 | 1,666 | 105 |
| 3. | Lee Evans, 2004-05 | 1,586 | 96 |
| 4. | Haven Moses, 1968-69 | 1,385 | 81 |
| 5. | Andre Reed, 1985-86 | 1,376 | 101 |

Watkins went over 150 yards three times in his first two seasons. Only seven players in NFL history have recorded more than three:

NFL GAMES OVER 150 YARDS RECEIVING - FIRST TWO SEASONS

| RK. | PLAYER, TEAM | GAMES |
|-----|---------------------------|----------|
| 1t. | Bill Groman, HOU | 5 |
| 1t. | Randy Moss, MIN | 5 |
| 1t. | Jerry Rice, SFO | 5 |
| 4t. | Isaac Bruce, STL | 4 |
| 4t. | Victor Cruz, NYG | 4 |
| 4t. | Ben Hawkins, PHI | 4 |
| 4t. | Mike Evans, TB | 4 |
| 8t. | Sammy Watkins, BUF | 3 |



NEW ERA AT TIGHT END

TE Charles Clay leads the team with 54 receptions for 532 yards and four touchdowns this season. His 54 receptions are the second most by a Bills TE in a single season.

Clay put together a solid first season as a Bill in 2015 by totaling 51 catches for 528 yards and three touchdowns in the first 13 games of the season before being sidelined with an injury.

Clay not only compared favorably to tight ends around the league, but he put together one of the best seasons by a tight end in franchise history. His 51 catches for 528 yards are both near the top in franchise history for a single season:

BILLS TE RECEIVING - SINGLE SEASON

| RK. | PLAYER, YEAR | REC | YARDS | TDS |
|-----------|---------------------------|-----------|------------|----------|
| 1. | Pete Metzelaars, 1993 | 68 | 609 | 4 |
| 2. | Charles Clay, 2016 | 54 | 532 | 4 |
| 3t. | Scott Chandler, 2013 | 53 | 655 | 2 |
| 3t. | Jay Riemersma, 2001 | 53 | 590 | 3 |
| 5. | Charles Clay, 2015 | 51 | 528 | 3 |

MR. BIG STUFF BREAKING THROUGH

DT Marcell Dareus has 35 tackles, 3.5 sacks, one pass defended, four QB hits and five tackles for a loss this season.

Last season, he started in 15 games and recorded 51 tackles, two sacks, five tackles for a loss and five QB hits on the season as he controlled the middle of the line of scrimmage.

DAREUS AMONG DT POSITION LEADERS SINCE 2011

Since entering the NFL as the team's first-round (third overall) draft choice in 2011, Dareus has registered 34.0 sacks and 200 solo tackles - the fifth most sacks and solo tackles among active NFL defensive tackles:

NFL DEFENSIVE TACKLE SACK LEADERS - SINCE 2011

| RK. | PLAYER/TEAM | POS | SACKS |
|-----------|----------------------------|-----------|-------------|
| 1. | Geno Atkins, CIN | DT | 48.5 |
| 2. | Calais Campbell, ARZ | DT | 42.0 |
| 3. | Gerald McCoy, TB | DT | 39.5 |
| 4. | Ndamukong Suh, MIA | DT | 37.0 |
| 5. | Marcell Dareus, BUF | DT | 34.0 |

NFL DEFENSIVE TACKLE SOLO TACKLE LEADERS - SINCE 2011

| RK. | PLAYER/TEAM | POS | SOLO TACKLES |
|-----------|----------------------------|-----------|--------------|
| 1. | Calais Campbell, ARZ | DT | 275 |
| 2. | Jurrell Casey, TEN | DT | 218 |
| 3. | Linval Joseph, MIN | DT | 208 |
| 4. | Ndamukong Suh, MIA | DT | 207 |
| 5. | Marcell Dareus, BUF | DT | 200 |

ZACH ATTACK

LB Zach Brown leads the team and ranks third in the league with 138 tackles on the season. He also has four sacks, two forced fumbles, seven QB hits, one interception and 11 tackles for a loss.

NFL TACKLE LEADERS - 2016 REGULAR SEASON

| RK. | PLAYER/TEAM | TACKLES | SOLO | ASST |
|-----------|------------------------|------------|-----------|-----------|
| 1. | Bobby Wagner, SEA | 155 | 75 | 80 |
| 2. | Sean Lee, DAL | 145 | 93 | 52 |
| 3. | Zach Brown, BUF | 138 | 93 | 45 |
| 4. | Kwon Alexander, TB | 135 | 102 | 33 |
| 5t. | Christian Kirksey, CLE | 132 | 83 | 49 |
| 5t. | Alec Ogletree, LA | 132 | 95 | 37 |

Brown's 138 tackles are a new career-high and are tied for the eighth most ever by a Bill in franchise history since tackles became a stat in 1994.

PRESTON MANS THE MIDDLE

LB Preston Brown has totaled 122 tackles, one sack, five tackles for a loss, two quarterback hits, one pass defended, one forced fumble and two fumble recoveries so far this season. His 122 tackles are sixth in the AFC this season and his two fumble recoveries are tied for third in the NFL.

Since entering the NFL in 2014, Brown has the third most tackles in the AFC:

AFC TACKLE LEADERS - 2014-16 Seasons

| RK. | PLAYER/TEAM | TACKLES | SOLO | ASST |
|-----------|---------------------------|------------|------------|------------|
| 1. | D'Qwell Jackson, IND | 366 | 222 | 144 |
| 2. | Lawrence Timmons, PIT | 359 | 237 | 122 |
| 3. | Preston Brown, BUF | 347 | 199 | 148 |
| 4. | Johnathan Cyprien, JAX | 338 | 246 | 92 |
| 5. | Telvin Smith, JAX | 336 | 257 | 79 |

WILLIAMS LEADS THE WAY

DT Kyle Williams has 63 tackles, 5.0 sacks, 10 tackles for a loss and 15 QB hits this season. Has started 145-of-150 games and earned four-time Pro Bowl honors (2010, 2012, 2013, and 2014).

Since entering the NFL in 2006, Williams has recorded 532 total tackles (343 solo) to lead the NFL among active defensive tackles over the last 10 years:

NFL DEFENSIVE TACKLE TACKLE LEADERS - SINCE 2006

| RK. | PLAYER/TEAM | POS | TACKLES |
|-----------|---------------------------|-----------|------------|
| 1. | Kyle Williams, BUF | DT | 532 |
| 2. | Domata Peko, CIN | DT | 515 |
| 3t. | Haloti Ngata, DET | DT | 489 |
| 3t. | Calais Campbell, ARZ | DT | 489 |
| 5. | Ahtyba Rubin, SEA | DT | 409 |

DARBY STEPS UP

CB Ronald Darby has recorded 65 tackles, one QB hit, one tackle for a loss and 11 passes defended this season.

Darby is tied for the sixth most passes defended in the NFL over the past two seasons:

NFL PASSES DEFENSED - 2015-16 SEASONS

| RK. | PLAYER/TEAM | POS | PD |
|------------|--------------------------|-----------|-----------|
| 1. | Marcus Peters, KC | CB | 44 |
| 2. | David Amerson, OAK | CB | 42 |
| 3. | Josh Norman, WAS | CB | 36 |
| 4. | Brent Grimes, TB | CB | 34 |
| 5. | Robert Alford, ATL | CB | 33 |
| 6t. | Ronald Darby, BUF | CB | 32 |
| 6t. | Janoris Jenkins, NYG | CB | 32 |
| 6t. | Malcolm Butler, NE | CB | 32 |

Darby totaled 68 tackles, two interceptions and 21 passes defended in his rookie season. His 21 passes defended were the fifth most in the NFL and were a franchise record for a rookie:

His play in the first four weeks earned him the NFL Defensive Rookie of the Month award for September.

His 21 passes defended were the second most in franchise history:

BILLS PASSES DEFENSED - SINGLE SEASON

| RK. | PLAYER/YEAR | POS | PD |
|-----------|---------------------------|-----------|-----------|
| 1. | Nate Odomes, 1991 | CB | 24 |
| 2. | Ronald Darby, 2015 | CB | 21 |
| 3t. | Terrence McGee, 2007 | CB | 19 |



HUGHES OFF THE EDGE

DE Jerry Hughes has totaled 46 tackles, six sacks, one forced fumble and three passes defended on the season. Also has eight tackles for a loss and 10 QB hits.

He is currently tied for 20th in the AFC with his six sacks.

Since the start of the 2013 season, Hughes is sixth amongst all AFC defensive ends in sacks:

AFC DE SACK LEADERS - SINCE 2013

| RK. | PLAYER/TEAM | SACKS |
|-----------|--------------------------|-------------|
| 1. | J.J. Watt, HOU | 50.0 |
| 2. | Cameron Wake, MIA | 38.5 |
| 3. | Carlos Dunlap, CIN | 36.0 |
| 4. | Mario Williams, MIA | 34.0 |
| 5. | Muhammad Wilkerson, NYJ | 32.0 |
| 6. | Jerry Hughes, BUF | 31.0 |

THE LO-DOWN

LB Lorenzo Alexander has proven to be a revelation at linebacker this season. He has totaled 61 tackles, a team-high 11.5 sacks, nine tackles for a loss, 20 QB hits, six passes defended, one interception and three forced fumbles on the year.

He was named to the Pro Bowl for the second time in his career this season. This is first time making it on defense.

His 11.5 sacks are tied for fourth in the NFL, his 20 QB hits are tied for the 17th most and his three forced fumbles are tied for 11th:

NFL SACK LEADERS - 2016 REGULAR SEASON

| RK. | PLAYER/TEAM | SACKS |
|------------|-------------------------------|-------------|
| 1. | Vic Beasley Jr. ATL | 14.5 |
| 2. | Von Miller, DEN | 13.5 |
| 3. | Danielle Hunter, MIN | 12.0 |
| 4t. | Lorenzo Alexander, BUF | 11.5 |
| 4t. | Cliff Avril, SEA | 11.5 |
| 4t. | Cameron Wake, MIA | 11.5 |

For his outstanding play in October, Alexander was named the AFC Defensive Player of the Month. He was the first Bills LB to win the honor since Sam Cowart in 2000.

Alexander is the first linebacker in team history to record a sack in seven or more consecutive games. He is the second Bill ever, joining Bruce Smith in 1986-87, to participate in a sack in seven straight games.

Alexander is the seventh NFL player since 1982 to participate in a sack in the first seven games of a season. His seven game streak was the longest to start a season since Jared Allen recorded a sack in his first nine games with Minnesota in 2011.

Alexander recorded the first interception of his career against Pittsburgh in Week 14 in his 140th career game.

GRAHAM THE VETERAN LEADER

Buffalo native CB Corey Graham has 77 tackles, one sack, two tackles for a loss, one QB hit, one interception and nine passes defended.

Graham recorded a career-high 127 tackles, one sack, eight QB hits, four tackles for a loss, two interceptions, one touchdown and recovered one fumble last season. His 127 tackles was second among all defensive backs in the NFL:

NFL DEFENSIVE BACKS - 2015 SEASON

| RK. | PLAYER/TEAM | TACKLES | SOLO | ASST |
|-----------|--------------------------|------------|-----------|-----------|
| 1. | Reshad Jones, MIA | 135 | 106 | 29 |
| 2. | Corey Graham, BUF | 127 | 96 | 31 |
| 3t. | Mark Barron, STL | 113 | 76 | 37 |
| 3t. | Barry Church, DAL | 113 | 75 | 38 |
| 5. | Deone Bucannon, ARI | 109 | 90 | 19 |

Graham continued his success from 2014 when he was a consistent contributor no matter where he lined up in the secondary. In 2014, Graham had 77 tackles, two interceptions, a career-high 16 passes defended and one fumble recovery.

THE LOCKDOWN CORNER

CB Stephon Gilmore has totaled 48 tackles, five interceptions and 12 passes defended this season. His five interceptions are tied for second in the NFL:

NFL INTERCEPTIONS - 2016 SEASON

| RK. | PLAYER/TEAM | INT |
|------------|-----------------------------|----------|
| 1. | Casey Hayward, SD | 7 |
| 2t. | Stephon Gilmore, BUF | 5 |
| 2t. | Landon Collins, NYG | 5 |
| 2t. | Marcus Peters, KC | 5 |
| 2t. | Ha Ha Clinton-Dix, GB | 5 |
| 2t. | Reggie Nelson, OAK | 5 |
| 2t. | Quintin Demps, HOU | 5 |

Gilmore is the first Bill with five interceptions in a season since Jarius Byrd in 2012.

Gilmore has the 11th most passes defended in the NFL over the past two seasons:

NFL PASSES DEFENSED - 2015-16 SEASONS

| RK. | PLAYER/TEAM | POS | PD |
|------------|----------------------------------|-----------|-----------|
| 1. | Marcus Peters, KC | CB | 44 |
| 2. | David Amerson, OAK | CB | 42 |
| 3. | Josh Norman, WAS | CB | 36 |
| 4. | Brent Grimes, TB | CB | 34 |
| 5. | Robert Alford, ATL | CB | 33 |
| 6t. | Ronald Darby, BUF | CB | 32 |
| 6t. | Janoris Jenkins, NYG | CB | 32 |
| 6t. | Malcolm Butler, NE | CB | 32 |
| 6t. | Dominique Rodgers-Cromartie, NYG | CB | 32 |
| 10. | Johnathan Joseph, HOU | CB | 31 |
| 11. | Stephon Gilmore, BUF | CB | 30 |

2016 ROSTER FACTS

OLDEST BILLS PLAYER: LB Lorenzo Alexander, 33, Born 5/31/1983

YOUNGEST BILLS PLAYER: RB Jonathan Williams, 22, Born 2/2/1994

HEAVIEST BILLS PLAYER: T Cordy Glenn, 345 lbs.

LIGHTEST BILLS PLAYER: DB Nickell Robey-Coleman, 165 lbs.

TALLEST BILLS PLAYER: T Cyrus Kouandjio, 6-7

SHORTEST BILLS PLAYER: DB Nickell Robey-Coleman, 5-8

COACHES WHO PLAYED IN THE NFL: 6 - Dennis Thurman (Defensive Coordinator), Anthony Lynn (Offensive Coordinator), Tim McDonald (Defensive Backs), Ed Reed (Assistant Defensive Backs), Eric Smith (Special Teams Assistant), Pat Meyer (Offensive Assistant)

MOST SEASONS WITH THE BILLS: DT Kyle Williams, 11th season

MOST NFL SEASONS: RB Reggie Bush and DT Kyle Williams, 11th season

CLOSEST TO HOME: CB Corey Graham - Buffalo, NY (0 Miles)

FURTHEST FROM HOME: FB Jerome Felton - Duren, Germany - 3,846 miles

STATE PRODUCING THE MOST BILLS: Florida, 10 - TE Gerald Christian, DT Leger Douzable, RB Mike Gillislee, LB Lerentee McCray, G John Miller, TE Nick O'Leary, CB Marcus Roberson, CB Nickell Robey-Coleman, LS Garrison Sanborn, WR Sammy Watkins

COLLEGE WITH THE MOST BILLS: Florida, 4 - RB Mike Gillislee, LB Lerentee McCray, CB Marcus Roberson, LB Brandon Spikes

Florida State, 4 - CB Ronald Darby, QB EJ Manuel, TE Nick O'Leary, LS Garrison Sanborn

USC, 4 - RB Reggie Bush, CB Nickell Robey-Coleman, CB Kevon Seymour, WR Robert Woods

FORMER 1ST ROUND PICKS: 8- RB Reggie Bush (2006-Saints), DT Marcell Dareus (2011 - Bills), CB Stephon Gilmore (2012 - Bills), DE Jerry Hughes (2010 - Colts), LB Shaq Lawson (2016 - Bliis), QB EJ Manuel (2013 - Bills), WR Sammy Watkins (2014 - Bills), and C Eric Wood (2009 - Bills)

PRO BOWLERS: 10 - LB Lorenzo Alexander (2012 w/ Redskins), K Dan Carpenter (2009 w/ Dolphins), DT Marcell Dareus (2013, 2014 w/ Bills), FB Jerome Felton (2012 w/ Vikings), CB Corey Graham (2011 w/ Bears), G Richie Incognito (2012 w/ Dolphins and 2015 w/ Bills), RB LeSean McCoy (2011, 2013, 2014 w/ Eagles and 2015 w/ Bills), QB Tyrod Taylor (2015 w/ Bills), OT Kyle Williams (2010, 2012, 13, 14 w/ Bills) and C Eric Wood (2015 w/ Bills)

CARPENTER KEEPING IT CONSISTENT

K Dan Carpenter has hit 18 of his 24 field goal attempts this season and 39 of his 44 PATs. He now has over 400 points a a Bill and has made over 100 field goals in Buffalo. Carpenter currently ranks sixth in team history with his 460 points.

With his 54-yard field goal against Cincinnati, Carpenter passed Steve Christie (13) for the most 50+ yard field goals in franchise history.

Carpenter has recorded a point in 63 straight games for the Bills which is the second longest streak in franchise history.

Carpenter hit 23 of his 27 field goal attempts and was 34 of 40 on PATs last season. Carpenter finished with 103 points on the season and eclipsed the 900-point mark for his career.

Carpenter became the first Bill with three straight 100-point seasons since Rian Lindell in 2004-06.

MOST EFFICIENT IN BILLS HISTORY

Carpenter has converted 87.50 percent of his field goal attempts with the Bills - the best in team history:

FIELD GOAL PERCENTAGE MARK - BILLS HISTORY

| RK. | PLAYER, YEARS | FGM-FGA | FG % |
|-----|-------------------------------|----------------|--------------|
| 1. | Dan Carpenter, 2013-16 | 108-125 | 86.40 |
| 2. | Rian Lindell, 2003-12 | 225-270 | 83.33 |
| 3. | Steve Christie, 1992-2000 | 234-299 | 78.26 |

RECORD HOLDER

Carpenter holds both of the top spots in franchise history when it comes to field goals made in a season. He hit 33 in 2013 and 34 in 2014:

FIELD GOALS MADE - BILLS HISTORY SINGLE SEASON

| RK. | PLAYER, YEAR | FIELD GOALS MADE |
|-----|----------------------------|------------------|
| 1. | Dan Carpenter, 2014 | 34 |
| 2t. | Dan Carpenter, 2013 | 33 |
| 2t. | Steve Christie, 1998 | 33 |
| 4. | Scott Norwood, 1988 | 32 |

SECOND-MOST FIELD GOALS MADE SINCE 2008

Since entering the NFL in 2008, Carpenter has converted 235-of-280 field goals along with 290-of-303 point after tries in 139 games.

His 235 field goals made are tied for the second-most in the NFL among active kickers since 2008:

FIELD GOALS MADE - SINCE 2008

| RK. | PLAYER, TEAM | FIELD GOALS MADE |
|-----|---------------------------|------------------|
| 1. | Stephen Gostkowski, NE | 260 |
| 2t. | Dan Carpenter, BUF | 235 |
| 2t. | Sebastian Janikowski, OAK | 235 |
| 4. | Mason Crosby, GB | 230 |
| 5. | Matt Bryant, ATL | 227 |

SCHMIDT PINS THEM DEEP

P Colton Schmidt has punted 69 times this season for an average of 42.4 yards per punt and has placed 20 punts inside the 20.


Schmidt totaled 82 punts for 3,797 yards and a 46.3 average last season. His net average of 41.3 yards per punt ranked seventh in the NFL and was a franchise record for a single season:

NFL PUNTING LEADERS - 2015 SEASON

| RK. | PLAYER, TEAM | NET AVG |
|-----|---------------------------------|---------|
| 1. | Johnny Hekker, STL | 43.7 |
| 2. | Sam Koch, BAL | 42.9 |
| 3. | Chris Jones, DAL | 42.5 |
| 4. | Sam Martin, DET | 42.0 |
| 5. | Pat McAfee, IND | 41.7 |
| 6. | Donnie Jones, PHI | 41.6 |
| 7. | Colton Schmidt, BUF 41.3 | |

BILLS PUNTING LEADERS - FRANCHISE HISTORY

| RK. | PLAYER, YEAR | NET AVG |
|-----|-----------------------------|-------------|
| 1. | Colton Schmidt, 2015 | 41.3 |
| 2. | Brian Moorman, 2009 | 40.2 |
| 3. | Brian Moorman, 2006 | 39.2 |
| 4. | Brian Moorman, 2008 | 39.1 |
| 5. | Brian Moorman, 2005 | 39.0 |



BUFFALO BILLS COACHING STAFF



REX RYAN
HEAD COACH

COLLEGE: Southwestern Oklahoma State
NFL: 20th Season
BILLS: Second Season

PRO CAREER:

Ryan was named Buffalo's 18th head coach on January 12, 2015. He enters his second season as Buffalo's head coach and his 20th season in the NFL coaching ranks. Ryan led Buffalo to an 8-8 record in his first season as head coach. Ryan spent 2009-14 as the head coach of the New York Jets, where he led the Jets to the AFC Championship game in 2009 and 2010. Prior to his Jets tenure, Ryan spent 10 seasons with the Baltimore Ravens from 1999-2008. From 2005-08, he was the defensive coordinator for the Ravens. From 1999-2004, Ryan served as the defensive line coach and helped Baltimore win Super Bowl XXXV in 2000. Before arriving in Baltimore, Ryan spent three years as a defensive coordinator in the college ranks. In 1998, he directed the defense at Oklahoma. In 1996 and 1997 he served as the defensive coordinator at the University of Cincinnati. Before coaching at Cincinnati, Ryan coached under his father, Buddy Ryan, for two years with the Arizona Cardinals. In 1995 he coached the linebackers and in 1994 he coached the defensive line. From 1990-93, Ryan served as the defensive coordinator for Morehead State. In 1989, he was the assistant head coach/defensive coordinator for New Mexico Highlands. He got his coaching start in 1987 and 1988 as the defensive ends coach for Eastern Kentucky. Career record: 61-66

BACKGROUND:

Ryan played football at SW Oklahoma State (1983-86), where he earned his bachelor's degree in physical education. He earned his master's in physical education at Eastern Kentucky in 1988.

PERSONAL:

Born December 13, 1962, Ardmore, OK. He and his wife, Michelle, have two sons, Payton and Seth.

OFFENSIVE COACHES



ANTHONY LYNN

OFFENSIVE COORDINATOR

Born December 21, 1968, McKinney, Texas. Running back Texas Tech 1987-1991. Pro running back Denver Broncos 1993, 1997-99, San Francisco 49ers 1995-96. Pro coach: Denver Broncos 2000-02, Jacksonville Jaguars 2003-04, Dallas Cowboys 2005-06, Cleveland Browns 2007-08, New York Jets 2009-14, joined Buffalo in 2015.



AARON KROMER

OFFENSIVE LINE

Born April 30, 1967, Sandusky, Ohio. Tackle Miami (Ohio) 1986-89. No pro playing experience. College coach: Miami (Ohio) 1990-98, Northwestern 1998-2000. Pro coach: Oakland Raiders 2001-04, Tampa Bay Buccaneers 2005-07, New Orleans Saints 2008-12 (interim head coach first six games 2012), Chicago Bears 2013-14, joined Bills in 2015.



SANJAY LAL

WIDE RECEIVERS

Born July 23, 1969, London, England. Wide receiver UCLA 1989, Washington 1990-93. Pro receiver St. Louis Rams 1998, Scottish Claymores (NFL) 1999. College coach: Los Medanos (Calif.) college 2003, St. Mary's College 2004, California 2005-06. Pro coach: Oakland Raiders 2007-11, New York Jets 2012-14, joined the Bills in 2015.



DAVID LEE

QUARTERBACKS

Born July 2, 1953, Cape Girardeau, Mo. Quarterback Vanderbilt 1971-74. No pro playing experience. College coach: Tennessee-Martin 1975-76, Vanderbilt 1977, Mississippi 1978-1982, 2011, New Mexico 1983, Arkansas 1984-88, 2001-02, 2007, Texas-El Paso 1989-1993 (head coach), Rice 1994-2000. Pro coach: Dallas Cowboys 2003-06, Miami Dolphins 2008-2010, Buffalo Bills 2012, New York Jets 2013-14, joined Buffalo in 2015.



PAT MEYER

OFFENSIVE ASSISTANT

Born April 5, 1972, Youngstown, Ohio. Offensive line Colorado State 1991-94. Pro offensive lineman Arizona Cardinals 1995, St. Louis Stampedo (Arena Football League) 1996. College coach: Memphis 1997-99, North Carolina State 2000-06, Florida State 2007, Colorado State 2008-2011. Pro coach: Montreal Alouettes (CFL) 2012., Chicago Bears 2013-14, joined Buffalo in 2015.



BUFFALO BILLS COACHING STAFF

OFFENSIVE COACHES



CHRIS PALMER

ASSISTANT HEAD COACH/OFFENSE

Born September 23, 1949, Brewster, NY. Quarterback Southern Connecticut State 1969-71. No pro playing experience. College coach: Connecticut 1972-74, Lehigh 1975, Colgate 1976-82, University of New Haven 1986-87, Boston University 1988-89. Pro Coach: Montreal Concordes 1983, New Jersey Generals 1984-85, Houston Oilers 1990-92, New England Patriots 1993-96, Jacksonville Jaguars 1997-98, Cleveland Browns 1999-2000, Houston Texans 2002-05, Dallas Cowboys 2006, New York Giants 2007-09, Hartford Colonials 2010, Tennessee Titans 2011-12, San Francisco 49ers 2013-14, joined Buffalo in 2015.



TONY SPARANO

TIGHT ENDS

Born October 22 1986, Colleyville, Texas. Defensive end Albany 2006-08. No pro playing experience. Pro coach: Hartford Colonials (UFL) 2010, Miami Dolphins 2011, Jets 2011-14, joined the Bills in 2015.




JASON VRABLE

ASSISTANT QUARTERBACKS

Born January 23, 1985, South Park, PA. Quarterback Marietta College 2004-06. No pro playing experience. College coach: Marietta 2007, Robert Morris 2008, Syracuse 2009-2010, Charleston 2011-12. Pro coach: Joined Bills in 2013.

COACHING ASSISTANTS



MIKE GIULIANI

COACHING ASSISTANT

Born August 30, 1989, Oceanside, NY. No pro or college playing experience. Pro coach: New York Jets 2013-14, joined the Bills in 2015.



ZAK KROMER

COACHING ASSISTANT

Born May 1, 1994, New Orleans, LA. No pro or college playing experience. Pro coach: Joined Bills in 2016.

DEFENSIVE COACHES



DENNIS THURMAN

DEFENSIVE COORDINATOR

Born April 13, 1956, Los Angeles, Calif. Defensive back Southern California 1974-77. Pro defensive back Dallas Cowboys 1978-1985, St. Louis Cardinals 1986. College coach: Southern California 1993-2000. Pro coach: Phoenix Cardinals 1988-89, Ohio Glory (WLAF) 1992, Baltimore Ravens 2002-07, New York Jets 2009-14, joined the Bills in 2015.



BOBBY APRIL III

LINEBACKERS

Born August 15, 1981, Tucson, Ariz. Attended Louisiana-Lafayette. No college or pro playing experience. College coach: Tulane 2005-06, Portland State 2007-09, Nicholls State 2010. Pro coach: Philadelphia Eagles 2011-12, New York Jets 2013-14, joined Bills in 2015.



JOHN BLAKE

DEFENSIVE LINE

Born March 6, 1961, Rockford Ill. Nose guard Oklahoma 1979-1982. No pro playing experience. College coach: Oklahoma 1985-86, Tulsa 1987-88, Oklahoma 1989-92, 1996-98 (head coach 1996-98), Mississippi State 2003, Nebraska 2004-06, North Carolina 2007-2010. Pro coach: Dallas Cowboys 1993-95, joined Bills in 2016.



D'ANTON LYNN

DEFENSIVE ASSISTANT

Born October 24, 1989, Plano, TX. Defensive back Penn State 2008-11. Pro defensive back New York Jets 2012, Hamilton Tiger-Cats 2013. Pro Coach: Joined Bills in 2015.



TIM MCDONALD

DEFENSIVE BACKS

Born January 6, 1965, Fresno, Calif. Defensive back Southern California 1983-86. Pro defensive back St. Louis/Phoenix Cardinals 1987-1992, San Francisco 49ers 1993-99. College coach: Fresno State 2012. Pro coach: New York Jets 2013-14, Joined the Bills in 2015.




JASON REBROVICH

DEFENSIVE LINE

Born March 15, 1978, Clarence, N.Y. Defensive line Alfred State 1996-97, Cortland 1998-99. No pro playing experience. College coach: Cortland 2001-04, 2008-2010, Ferris State 2005-07, Syracuse 2011-12. Pro coach: Joined the Bills in 2013.

BUFFALO BILLS COACHING STAFF

DEFENSIVE COACHES



ED REED

ASSISTANT DEFENSIVE BACKS

born September 11, 1978, St. Rose, Louisiana. Defensive back Miami 1997-2001. Defensive back Baltimore Ravens 2002- 2012, Houston Texans 2013, New York Jets 2013. Pro coach: Joined Bills in 2016.



ROB RYAN

ASSISTANT HEAD COACH/DEFENSE

Born December 13, 1962, Ardmore, Okla. Defensive end Southwestern Oklahoma State University. No pro playing experience. College coach: Western Kentucky 1987, Ohio State 1988, Tennessee State 1989-93, Hutchinson (Kan.) C.C. 1996, Oklahoma State 1997-99. Pro coach: Arizona Cardinals 1994- 95, New England Patriots 2000-03, Oakland Raiders 2004-08, Cleveland Browns 2009-2010, Dallas Cowboys 2011-12, New Orleans Saints 2013-2015, joined Bills in 2016.



JEFF WEEKS

OUTSIDE LINEBACKERS

Born May 30, 1962, Denver, Colo. Wide receiver Southwest Oklahoma State 1982-84, Northwest Oklahoma State 1985. Pro Wide Receiver Philadelphia Eagles 1986. College coach: Western Kentucky 1987-88, Morehead State 1990-91, Phoenix (Ariz.) C.C. 1996, Oklahoma 1999, Fort Scott (Kan.) C.C. 2001-04, Southeast Oklahoma State 2005, Texas A&M-Kingsville 2006. Pro coach: Oakland Raiders 2008, New York Jets 2009-2014, joined the Bills in 2015.

SPECIAL TEAMS COACHES




KATHRYN SMITH

QUALITY CONTROL - SPECIAL TEAMS

Born February 8, 1985, DeWitt, N.Y. Attended St. John's. No college or pro playing experience. Pro experience: New York Jets 2003-2014, joined Bills in 2015, Pro coach: Buffalo Bills 2016.


STRENGTH AND CONDITIONING



ERIC CIANO

HEAD STRENGTH AND CONDITIONING

Born August 8, 1973, Waltham, Mass. Offensive line Springfield (Mass.) College 1993-97. No pro playing experience. College coach: Tennessee 1997-99, Louisiana Tech 2000-02, Tennessee 2002-04, Georgia Tech 2005-09. Pro coach: Joined Bills in 2010.



DAN LIBURD

STRENGTH AND CONDITIONING ASSISTANT

Born August 19, 1984, Rockville Centre, NY. Attended Springfield College. No college or pro playing experience. Pro coach: Joined the Bills in 2009.



MARK LOECHER

STRENGTH AND CONDITIONING ASSISTANT

Born February 21, 1990, Buffalo, NY. Attended Mercyhurst University. No college or pro playing experience. Pro coach: Joined the Bills in 2015.



HAL LUTHER

ASSISTANT STRENGTH AND CONDITIONING

Born March 24, 1974, Dolgeville, N.Y. Quarterback Springfield (Mass.) College 1992-95. No pro playing experience. College coach: Western Michigan 1996, Wisconsin-LaCrosse 1996-97, North Carolina State 1998-2000, Syracuse 2000- 2012. Pro coach: Joined Bills in 2013.



JASON OSZVART

STRENGTH AND CONDITIONING ASSISTANT

Born December 24, 1988, Robinsville, N.J. Attended East Stroudsburg. No college or pro playing experience. Pro coach: New York Jets 2013-14, joined the Bills in 2015.


SPECIAL TEAMS COACHES



DANNY CROSSMAN

SPECIAL TEAMS COORDINATOR

Born January 17, 1967, El Paso, Texas. Defensive back Kansas 1985, Pittsburgh 1987-89. Pro defensive back Washington Redskins 1990, Detroit Lions 1991-92. College coach: U.S. Coast Guard Academy 1993, Western Kentucky 1994-96, Central Florida 1997-98, Georgia Tech 1999-2001, Michigan State 2002. Pro coach: Carolina Panthers 2003-09, Detroit Lions 2010-12, joined Bills in 2013.



ERIC SMITH

SPECIAL TEAMS ASSISTANT

Born March 17, 1983, Columbus, OH. Defensive back Michigan State 2002-05. Pro defensive back New York Jets 2006-12. Pro Coach: New York Jets 2014, joined Buffalo in 2015.

BUFFALO BILLS 2015 SEASON IN REVIEW

BILLS 2015 RANKINGS

OFFENSE

| Category | Total | AFC Rank | NFL Rank |
|-----------------------|-------|----------|----------|
| Total Yards/Game | 360.9 | 5th | 13th |
| Points Per Game | 23.7 | 6th | 12th |
| Passing Yards/Game | 208.9 | 15th | 28th |
| Passing Yards/Attempt | 7.2 | 4th | 12th |
| Interceptions | 9 | T-3rd | T-5th |
| Rushing Yards/Game | 152.0 | 1st | 1st |
| Rushing Yards/Play | 4.8 | 1st | 1st |
| Times Sacked | 42 | 11th | 22nd |
| 1st Downs/Game | 18.6 | 15th | T-28th |
| 3rd Down Efficiency | 38% | 11th | 21st |
| 4th Down Efficiency | 44% | 9th | 24th |
| Time of Possession | 31:18 | 2nd | 7th |
| Punt Return Average | 7.5 | 12th | 23rd |
| Kick Return Average | 18.8 | 15th | 30th |
| Net Punt Average | 41.3 | 3rd | 7th |
| Field Goal Percentage | 85% | T-7th | T-16th |

DEFENSE

| Category | Total | AFC Rank | NFL Rank |
|-----------------------|-------|----------|----------|
| Total Yards/Game | 356.4 | 9th | 19th |
| Points Per Game | 22.4 | 8th | 15th |
| Passing Yards/Game | 248.3 | 9th | 19th |
| Passing Yards/Attempt | 6.6 | 8th | 14th |
| Interceptions | 17 | T-4th | T-6th |
| Rushing Yards/Game | 108.1 | 11th | 16th |
| Rushing Yards/Play | 4.4 | 14th | 25th |
| Sacks | 21.0 | 16th | 31st |
| 1st Downs/Game | 20.1 | T-10th | T-19th |
| 3rd Down Efficiency | 40% | 13th | 23rd |
| 4th Down Efficiency | 23% | 1st | 2nd |
| Time of Possession | 28:42 | 2nd | 7th |
| Punt Return Average | 8.8 | 7th | 19th |
| Kick Return Average | 17.2 | 1st | 1st |
| Net Punt Average | 39.8 | 8th | 16th |
| Field Goal Percentage | 81% | 7th | T-10th |

ADDITIONAL POSTSEASON HONORS

PRO BOWL

LeSean McCoy

PRO BOWL ALTERNATES

Richie Incognito

Eric Wood

Tyrod Taylor

PFWA ALL-ROOKIE TEAM

Ronald Darby

PRO FOOTBALL FOCUS ALL-PRO TEAM

Richie Incognito - 1st Team

PRO FOOTBALL FOCUS DEFENSIVE R.O.Y.

Ronald Darby

BILLS FINISH 8-8 IN 2015

The Bills finished the 2015 season with an 8-8 record, marking the second season in a row that Buffalo had a record of .500 or better.

Buffalo's offense was carried by the rushing game this season as the Bills finished first overall in the league in rushing and rushing average. First year Bills RB LeSean McCoy, RB Karlos Williams and QB Tyrod Taylor all rushed over 500 yards, the first time the franchise has had three 500-yard rushers since 1962. McCoy earned the fourth Pro Bowl selection of his career with his efforts this season. Standout second year receiver Sammy Watkins went over 1,000 yards receiving and added nine touchdowns. Taylor started in 14 games at quarterback and finished the season with a 99.4 passer rating, which is the second highest ever by a Bill.


The Bills defense was led by the standout play of their cornerbacks, Ronald Darby and Stephon Gilmore. Darby finished fifth in the NFL in passes defended and Gilmore tied for seventh. They combined for five interceptions. S Corey Graham led the team in tackles with 122, while DE Mario Williams and DE Jerry Hughes each finished the season with 5.0 sacks.

BILLS FINISH 8-8 IN 2015

| CATEGORY | Bills |
|----------------------------------|----------------|
| Record | 8-8 |
| Points Scored | 379 |
| Points Allowed | 359 |
| Touchdowns Scored | 45 |
| Touchdowns Allowed | 42 |
| Rushing TDs | 19 |
| Passing TDs | 23 |
| Return TDs | 3 |
| Rushing TDs Allowed | 10 |
| Passing TDs Allowed | 30 |
| Return TDs Allowed | 2 |
| Sacked/Yards Lost | 42/257 |
| Fumbles/Lost | 28/10 |
| Had Intercepted | 9 |
| Field Goals Made/Attempted | 23/27 |
| Average Yards Per Game | 360.9 |
| Opp. Average Yards Per Game | 356.4 |
| Average Rushing Yards Per Game | 152.0 |
| Opp. Avg. Rushing Yards Per Game | 108.1 |
| Average Passing Yards Per Game | 208.9 |
| Opp. Avg. Passing Yards Per Game | 248.3 |
| Turnover Ratio | +6 |
| Average Time of Possession | 31:18 |
| NFL Rank-Total Offense/Run/Pass | 13th/1st/28th |
| NFL Rank-Total Defense/Run/Pass | 19th/16th/19th |

BUFFALO BILLS

ROSTERS



Alphabetical

Numerical

Depth Chart

Transactions

How the Bills Were Built

By Experience

By Position

BUFFALO BILLS 2016 ALPHABETICAL ROSTER

| NO | NAME | POS | HT | WT | DOB | EXP | COLLEGE | HOMETOWN | HOW ACQ. |
|---|------------------------|-----|------|-----|------------|-----|-----------------------|--------------------------|-------------|
| 57 | Alexander, Lorenzo | LB | 6-1 | 245 | 5/31/1983 | 10 | California | Berkeley, Calif. | FA-16 |
| 52 | Brown, Preston | LB | 6-1 | 251 | 10/27/1992 | 3 | Louisville | Cincinnati, Ohio | D3-14 |
| 38 | Brown, Sergio | S | 6-2 | 210 | 5/22/1988 | 7 | Notre Dame | Maywood, Ill. | FA-16 |
| 53 | Brown, Zach | LB | 6-1 | 248 | 10/23/1989 | 5 | North Carolina | Columbia, Md. | FA-16 |
| 22 | Bush, Reggie | RB | 6-0 | 205 | 3/2/1985 | 11 | Southern California | Spring Valley, Calif. | FA-16 |
| 2 | Carpenter, Dan | K | 6-2 | 228 | 11/25/1985 | 9 | Montana | Helena, Mont. | FA-13 |
| 87 | Christian, Gerald | TE | 6-3 | 250 | 8/26/1991 | 2 | Louisville | Palm Beach Gardens, Fla. | FA-16 |
| 85 | Clay, Charles | TE | 6-3 | 255 | 2/13/1989 | 6 | Tulsa | Little Rock, Ark. | FA-15 |
| 98 | Coleman, Deandre | DT | 6-5 | 341 | 1/27/1991 | 1 | California | Seattle, Wash. | FA-16 |
| 28 | Darby, Ronald | CB | 5-11 | 193 | 1/2/1994 | 2 | Florida State | Oxon Hill, Md. | D2-15 |
| 99 | Dareus, Marcell | DT | 6-3 | 331 | 3/13/1990 | 6 | Alabama | Huffman, Ala. | D1-11 |
| 91 | Douzable, Leger | DE | 6-4 | 284 | 5/31/1986 | 7 | Central Florida | Tampa, Fla. | FA-16 |
| 42 | Felton, Jerome | FB | 6-0 | 248 | 7/3/1986 | 9 | Furman | Duren, Germany | FA-16 |
| 37 | Gary, Shamiel | S | 6-0 | 217 | 5/31/1990 | 2 | Oklahoma State | Tulsa, Okla. | FA-16 |
| 35 | Gillislee, Mike | RB | 5-11 | 219 | 11/1/1990 | 3 | Florida | Deland, Fla. | FA-15 |
| 24 | Gilmore, Stephon | CB | 6-1 | 190 | 9/19/1990 | 5 | South Carolina | Rock Hill, S.C. | D1-12 |
| 77 | Glenn, Cordy | T | 6-6 | 345 | 9/18/1989 | 5 | Georgia | Riverdale, Ga. | D2-12 |
| 88 | Goodwin, Marquise | WR | 5-9 | 179 | 11/19/1990 | 3 | Texas | Garland, Texas | D3-13 |
| 20 | Graham, Corey | S | 6-0 | 196 | 7/25/1985 | 10 | New Hampshire | Buffalo, N.Y. | FA-14 |
| 72 | Groy, Ryan | G | 6-5 | 320 | 9/30/1990 | 3 | Wisconsin | Middleton, Wis. | FA-15 |
| 55 | Hughes, Jerry | LB | 6-2 | 254 | 8/13/1988 | 7 | Texas Christian | Sugar Land, Texas | TR-13 (IND) |
| 50 | Humber, Ramon | LB | 5-11 | 232 | 8/10/1987 | 8 | North Dakota State | Minneapolis, Minn. | FA-16 |
| 17 | Hunter, Justin | WR | 6-4 | 203 | 5/20/1991 | 4 | Tennessee | Virginia Beach, Va. | FA-16 |
| 64 | Incognito, Richie | G | 6-3 | 319 | 7/5/1983 | 10 | Nebraska | Englewood, N.J. | FA-15 |
| 7 | Jones, Cardale | QB | 6-5 | 250 | 9/29/1992 | R | Ohio State | Cleveland, Ohio | D4-16 |
| 71 | Kouandio, Cyrus | T | 6-7 | 322 | 7/21/1993 | 3 | Alabama | Hyattsville, Md. | D2-14 |
| 90 | Lawson, Shaq | LB | 6-3 | 267 | 6/17/1994 | R | Clemson | Central, S.C. | D1-16 |
| 13 | Lewis, Dezmin | WR | 6-4 | 214 | 12/5/1992 | 1 | Central Arkansas | Mesquite, Texas | D7-15 |
| 67 | Lewis, Patrick | C | 6-1 | 311 | 1/30/1991 | 4 | Texas A&M | Reserve, La. | FA-16 |
| 3 | Manuel, EJ | QB | 6-4 | 237 | 3/19/1990 | 4 | Florida State | Virginia Beach, Va. | D1-13 |
| 25 | McCoy, LeSean | RB | 5-11 | 208 | 7/12/1988 | 8 | Pittsburgh | Harrisburg, Pa. | TR-15 (PHI) |
| 56 | McCray, Lerentee | LB | 6-3 | 249 | 8/26/1990 | 4 | Florida | Ocala, Fla. | TR-16 (GB) |
| 36 | Meeks, Jonathan | S | 6-0 | 209 | 11/8/1989 | 3 | Clemson | Rock Hill, S.C. | D5-13 |
| 76 | Miller, John | G | 6-2 | 303 | 8/12/1993 | 2 | Louisville | Miami, Fla. | D3-15 |
| 79 | Mills, Jordan | T | 6-5 | 316 | 12/24/1990 | 4 | Louisiana Tech | Thibodaux, La. | FA-15 |
| 74 | Ola, Michael | T | 6-5 | 312 | 4/19/1988 | 3 | Hampton | Riverdale, Ga. | FA-16 |
| 84 | O'Leary, Nick | TE | 6-3 | 252 | 8/31/1992 | 1 | Florida State | Palm Beach, Fla. | D6b-15 |
| 39 | Roberson, Marcus | CB | 6-0 | 194 | 10/4/1992 | 3 | Florida | Lauderdale Lakes, Fla. | FA-16 |
| 21 | Robey-Coleman, Nickell | CB | 5-8 | 165 | 1/17/1992 | 4 | Southern California | Frostproof, Fla. | UFA-13 |
| 65 | Sanborn, Garrison | LS | 6-1 | 240 | 7/31/1985 | 8 | Florida State | Tampa, Fla. | FA-09 |
| 6 | Schmidt, Colton | P | 5-11 | 224 | 10/27/1990 | 3 | California-Davis | Bakersfield, Calif. | FA-14 |
| 29 | Seymour, Kevon | CB | 6-0 | 185 | 11/30/1993 | R | Southern California | Pasadena, Calif. | D6b-16 |
| 51 | Spikes, Brandon | LB | 6-2 | 255 | 9/3/1987 | 6 | Florida | Shelby, N.C. | FA-16 |
| 15 | Tate, Brandon | WR | 6-1 | 195 | 10/5/1987 | 8 | North Carolina | Burlington, N.C. | FA-16 |
| 5 | Taylor, Tyrod | QB | 6-1 | 215 | 8/3/1989 | 6 | Virginia Tech | Hampton, Va. | FA-15 |
| 82 | Thomas, Logan | TE | 6-6 | 250 | 7/1/1991 | 2 | Virginia Tech | Lynchburg, Va. | FA-16 |
| 92 | Washington, Adolphus | DT | 6-4 | 295 | 11/24/1992 | R | Ohio State | Cincinnati, Ohio | D3-16 |
| 14 | Watkins, Sammy | WR | 6-1 | 211 | 6/14/1993 | 3 | Clemson | Fort Myers, Fla. | D1-14 |
| 30 | White, Corey | CB | 6-1 | 210 | 5/9/1990 | 5 | Samford | Dunwoody, Ga. | FA-16 |
| 31 | Williams, Jonathan | RB | 6-0 | 223 | 2/2/1994 | R | Arkansas | Allen, Texas | D5-16 |
| 95 | Williams, Kyle | DT | 6-1 | 303 | 6/10/1983 | 11 | LSU | Ruston, La. | D5a-06 |
| 10 | Woods, Robert | WR | 6-0 | 190 | 4/10/1992 | 4 | Southern California | Carson, Calif. | D2a-13 |
| 94 | Worthy, Jerel | DE | 6-2 | 308 | 4/26/1990 | 3 | Michigan State | Huber Heights, Ohio | FA-15 |
| PRACTICE SQUAD | | | | | | | | | |
| 49 | Albright, Bryson | LB | 6-5 | 225 | 3/15/1994 | R | Miami (OH) | Cincinnati, Ohio | UFA-16 |
| 16 | Eagan, Ed | WR | 5-10 | 193 | 6/19/1993 | R | Northwestern State | New Orleans, La. | FA-16 |
| 73 | Faciane, Isame | G | 6-4 | 302 | 5/11/1991 | 1 | Florida International | Slidell, La. | FA-16 |
| 69 | Ferguson, Reid | LS | 6-2 | 244 | 3/24/1994 | R | LSU | Buford, Ga. | FA-16 |
| 63 | Freeman, Dalton | C | 6-5 | 291 | 6/18/1990 | 3 | Clemson | Pelion, S.C | FA-16 |
| 40 | Gaines, Charles | CB | 5-10 | 180 | 10/3/1992 | 2 | Louisville | Miami, Fla. | FA-16 |
| 47 | Garner, Manasseh | TE | 6-2 | 229 | 3/11/1992 | 1 | Pittsburgh | Pittsburgh, PA | FA-16 |
| 44 | O'Neal, Cedric | RB | 5-10 | 215 | 1/29/1994 | R | Valdosta State | Dublin, GA | FA-16 |
| 93 | Townsend Jr, Greg | DE | 6-2 | 258 | 12/11/1992 | R | Southern California | Los Angeles, CA | FA-16 |
| 54 | Valles, Max | DE | 6-4 | 250 | 8/5/1994 | 1 | Virginia | Sicklerville, N.J. | FA-15 |
| RESERVE/SUSPENDED | | | | | | | | | |
| 66 | Henderson, Seantrel | T | 6-7 | 331 | 1/21/1992 | 3 | Miami | St. Paul, Minn. | D7b-14 |
| RESERVE/PHYSICALLY UNABLE TO PERFORM | | | | | | | | | |
| 81 | Easley, Marcus | WR | 6-2 | 217 | 11/2/1987 | 5 | Connecticut | Stratford, Conn. | D4-10 |
| RESERVE/NON-FOOTBALL INJURY | | | | | | | | | |
| 18 | Listenbee, Kolby | WR | 6-1 | 183 | 1/25/1994 | R | Texas Christian | Arlington, Texas | D6a-16 |
| RESERVE/NON-FOOTBALL ILLNESS | | | | | | | | | |
| 11 | Harvin, Percy | WR | 5-11 | 184 | 5/28/1988 | 8 | Florida | Chesapeake, VA | FA-16 |
| RESERVE/INJURED | | | | | | | | | |
| 33 | Anderson, Colt | S | 5-10 | 195 | 10/25/1985 | 7 | Montana | Butte, Mont. | FA-16 |
| 86 | Annen, Blake | TE | 6-4 | 247 | 5/28/1991 | 2 | Cincinnati | Upper Arlington, Ohio | FA-15 |
| 26 | Blanton, Robert | S | 6-1 | 200 | 9/7/1989 | 5 | Notre Dame | Clackamas, Ore. | FA-16 |
| 97 | Bryant, Corbin | DT | 6-4 | 300 | 1/4/1988 | 4 | Northwestern | Chicago, Ill. | FA-12 |
| 31 | Dowling, Jonathan | DB | 6-3 | 190 | 12/8/1991 | 2 | Western Kentucky | Bradenton, Fla. | FA-15 |
| 75 | Enemkpali, IK | DE | 6-1 | 261 | 7/3/1991 | 3 | Louisiana Tech | Pflugerville, Texas | W-15 (NYJ) |
| 89 | Gragg, Chris | TE | 6-3 | 244 | 6/30/1990 | 4 | Arkansas | Warren, Ark. | D7-13 |
| 27 | Ihedigbo, James | S | 6-1 | 214 | 12/3/1983 | 9 | Massachusetts | Northampton, Mass. | FA-16 |
| 19 | Powell, Walter | WR | 6-0 | 189 | 11/23/1991 | 2 | Murray State | St. Louis, Mo. | FA-15 |
| 59 | Ragland, Reggie | LB | 6-2 | 252 | 9/23/1993 | R | Alabama | Madison, Ala. | D2-16 |
| 43 | Thomas, Phillip | S | 6-0 | 223 | 3/1/1989 | 3 | Fresno State | Bakersfield, Calif. | FA-15 |
| 23 | Williams, Aaron | S | 6-0 | 199 | 4/23/1990 | 6 | Texas | Round Rock, Texas | D2-11 |
| 70 | Wood, Eric | C | 6-4 | 310 | 3/18/1986 | 8 | Louisville | Cincinnati, Ohio | D1b-09 |
| PRACTICE SQUAD/INJURED | | | | | | | | | |
| 41 | Parms, Damian | S | 6-2 | 209 | 10/28/1992 | 1 | Florida Atlantic | Miami, Fla. | FA-16 |
| 43 | Powell, Joe | DB | 6-2 | 205 | 2/25/1994 | R | Globe | Portsmouth, Va. | FA-16 |
| RESERVE/DID NOT REPORT | | | | | | | | | |
| | Archer, Dri | RB | 5-8 | 173 | 8/9/1991 | 3 | Kent State | Laurel, Fla. | W-15 (NYJ) |

BUFFALO BILLS 2016 NUMERICAL ROSTER

| NO | NAME | POS | HT | WT | AGE | EXP | COLLEGE | HOMETOWN | HOW ACQ. |
|---|-----------------------|-----|------|-----|-----|-----|-----------------------|--------------------------|-------------|
| 2 | Dan Carpenter | K | 6-2 | 228 | 30 | 9 | Montana | Helena, Mont. | FA-13 |
| 3 | EJ Manuel | QB | 6-4 | 237 | 26 | 4 | Florida State | Virginia Beach, Va. | D1-13 |
| 5 | Tyrod Taylor | QB | 6-1 | 215 | 27 | 6 | Virginia Tech | Hampton, Va. | FA-15 |
| 6 | Colton Schmidt | P | 5-11 | 224 | 26 | 3 | California-Davis | Bakersfield, Calif. | FA-14 |
| 7 | Cardale Jones | QB | 6-5 | 250 | 24 | R | Ohio State | Cleveland, Ohio | DA-16 |
| 10 | Robert Woods | WR | 6-0 | 190 | 24 | 4 | Southern California | Carson, Calif. | D2a-13 |
| 13 | Dezmin Lewis | WR | 6-4 | 214 | 23 | 1 | Central Arkansas | Mesquite, Texas | D7-15 |
| 14 | Sammy Watkins | WR | 6-1 | 211 | 23 | 3 | Clemson | Fort Myers, Fla. | D1-14 |
| 15 | Brandon Tate | WR | 6-1 | 195 | 29 | 8 | North Carolina | Burlington, N.C. | FA-16 |
| 17 | Justin Hunter | WR | 6-4 | 203 | 25 | 4 | Tennessee | Virginia Beach, Va. | FA-16 |
| 20 | Corey Graham | S | 6-0 | 196 | 31 | 10 | New Hampshire | Buffalo, N.Y. | FA-14 |
| 21 | Nickell Robey-Coleman | CB | 5-8 | 165 | 24 | 4 | Southern California | Frostproof, Fla. | UFA-13 |
| 22 | Reggie Bush | RB | 6-0 | 205 | 31 | 11 | Southern California | Spring Valley, Calif. | FA-16 |
| 24 | Stephon Gilmore | CB | 6-1 | 190 | 26 | 5 | South Carolina | Rock Hill, S.C. | D1-12 |
| 25 | LeSean McCoy | RB | 5-11 | 208 | 28 | 8 | Pittsburgh | Harrisburg, Pa. | TR-15 (PHI) |
| 28 | Ronald Darby | CB | 5-11 | 193 | 22 | 2 | Florida State | Oxon Hill, Md. | D2-15 |
| 29 | Kevon Seymour | CB | 6-0 | 185 | 22 | R | Southern California | Pasadena, Calif. | D6b-16 |
| 30 | Corey White | CB | 6-1 | 210 | 26 | 5 | Samford | Dunwoody, Ga. | FA-16 |
| 31 | Jonathan Williams | RB | 6-0 | 223 | 22 | R | Arkansas | Allen, Texas | D5-16 |
| 35 | Mike Gillislee | RB | 5-11 | 219 | 26 | 3 | Florida | DeLand, Fla. | FA-15 |
| 36 | Jonathan Meeks | S | 6-0 | 209 | 27 | 4 | Clemson | Rock Hill, S.C. | D5-13 |
| 37 | Shamiel Gary | S | 6-0 | 217 | 26 | 2 | Oklahoma State | Tulsa, Okla. | FA-16 |
| 38 | Sergio Brown | S | 6-2 | 210 | 28 | 7 | Notre Dame | Maywood, Ill. | FA-16 |
| 39 | Marcus Roberson | CB | 6-0 | 194 | 24 | 3 | Florida | Lauderdale Lakes, Fla. | FA-16 |
| 42 | Jerome Felton | FB | 6-0 | 248 | 30 | 9 | Furman | Duren, Germany | FA-16 |
| 50 | Ramon Humber | LB | 5-11 | 232 | 29 | 8 | North Dakota State | Minneapolis, Minn. | FA-16 |
| 51 | Brandon Spikes | LB | 6-2 | 255 | 29 | 6 | Florida | Shelby, N.C. | FA-16 |
| 52 | Preston Brown | LB | 6-1 | 251 | 24 | 3 | Louisville | Cincinnati, Ohio | D3-14 |
| 53 | Zach Brown | LB | 6-1 | 248 | 27 | 5 | North Carolina | Columbia, Md. | FA-16 |
| 55 | Jerry Hughes | LB | 6-2 | 254 | 28 | 7 | Texas Christian | Sugar Land, Texas | TR-13 (IND) |
| 56 | Lerentee McCray | LB | 6-3 | 249 | 26 | 4 | Florida | Ocala, Fla. | TR-16 (GB) |
| 57 | Lorenzo Alexander | LB | 6-1 | 245 | 33 | 10 | California | Berkeley, Calif. | FA-16 |
| 64 | Richie Incognito | G | 6-3 | 319 | 33 | 10 | Nebraska | Englewood, N.J. | FA-15 |
| 65 | Garrison Sanborn | LS | 6-1 | 240 | 31 | 8 | Florida State | Tampa, Fla. | FA-09 |
| 67 | Patrick Lewis | C | 6-1 | 311 | 25 | 4 | Texas A&M | Reserve, La. | FA-16 |
| 71 | Cyrus Kouandjio | T | 6-7 | 322 | 23 | 3 | Alabama | Hyattsville, Md. | D2-14 |
| 72 | Ryan Groy | G | 6-5 | 320 | 26 | 3 | Wisconsin | Middleton, Wis. | FA-15 |
| 74 | Michael Ola | T | 6-5 | 312 | 28 | 3 | Hampton | Riverdale, Ga. | FA-16 |
| 76 | John Miller | G | 6-2 | 303 | 23 | 2 | Louisville | Miami, Fla. | D3-15 |
| 77 | Cordy Glenn | T | 6-6 | 345 | 27 | 5 | Georgia | Riverdale, Ga. | D2-12 |
| 79 | Jordan Mills | T | 6-5 | 316 | 25 | 4 | Louisiana Tech | Thibodaux, La. | FA-15 |
| 82 | Logan Thomas | TE | 6-6 | 250 | 25 | 2 | Virginia Tech | Lynchburg, Va. | FA-16 |
| 84 | Nick O'Leary | TE | 6-3 | 252 | 24 | 1 | Florida State | Palm Beach, Fla. | D6b-15 |
| 85 | Charles Clay | TE | 6-3 | 255 | 27 | 6 | Tulsa | Little Rock, Ark. | FA-15 |
| 87 | Gerald Christian | TE | 6-3 | 250 | 25 | 2 | Louisville | Palm Beach Gardens, Fla. | FA-16 |
| 88 | Marquise Goodwin | WR | 5-9 | 179 | 25 | 4 | Texas | Garland, Texas | D3-13 |
| 90 | Shaq Lawson | LB | 6-3 | 267 | 22 | R | Clemson | Central, S.C. | D1-16 |
| 91 | Leger Douzable | DE | 6-4 | 284 | 30 | 7 | Central Florida | Tampa, Fla. | FA-16 |
| 92 | Adolphus Washington | DT | 6-4 | 295 | 24 | R | Ohio State | Cincinnati, Ohio | D3-16 |
| 94 | Jerel Worthy | DE | 6-2 | 308 | 26 | 3 | Michigan State | Huber Heights, Ohio | FA-15 |
| 95 | Kyle Williams | DT | 6-1 | 303 | 33 | 11 | LSU | Ruston, La. | D5a-06 |
| 98 | Deandre Coleman | DT | 6-5 | 341 | 25 | 1 | California | Seattle, Wash. | FA-16 |
| 99 | Marcell Dareus | DT | 6-3 | 331 | 26 | 6 | Alabama | Huffman, Ala. | D1-11 |
| PRACTICE SQUAD | | | | | | | | | |
| 16 | Ed Eagan | WR | 5-10 | 193 | 23 | R | Northwestern State | New Orleans, La. | FA-16 |
| 40 | Charles Gaines | CB | 5-10 | 180 | 24 | 2 | Louisville | Miami, Fla. | FA-16 |
| 44 | Cedric O'Neal | RB | 5-10 | 215 | 22 | R | Valdosta State | Dublin, GA | FA-16 |
| 47 | Manasseh Garner | TE | 6-2 | 229 | 24 | 1 | Pittsburgh | Pittsburgh, PA | FA-16 |
| 49 | Bryson Albright | LB | 6-5 | 225 | 22 | R | Miami (OH) | Cincinnati, Ohio | UFA-16 |
| 54 | Max Valles | DE | 6-4 | 250 | 22 | 1 | Virginia | Sicklerville, N.J. | FA-15 |
| 63 | Dalton Freeman | C | 6-5 | 291 | 26 | 3 | Clemson | Pelion, S.C. | FA-16 |
| 69 | Reid Ferguson | LS | 6-2 | 244 | 22 | R | LSU | Buford, Ga. | FA-16 |
| 73 | Isame Faciane | G | 6-4 | 302 | 25 | 1 | Florida International | Slidell, La. | FA-16 |
| 93 | Greg Townsend Jr. | DE | 6-2 | 258 | 24 | R | Southern California | Los Angeles, CA | FA-16 |
| RESERVE/SUSPENDED | | | | | | | | | |
| 66 | Seantrel Henderson | T | 6-7 | 331 | 24 | 3 | Miami | St. Paul, Minn. | D7b-14 |
| RESERVE/PHYSICALLY UNABLE TO PERFORM | | | | | | | | | |
| 81 | Marcus Easley | WR | 6-2 | 217 | 28 | 6 | Connecticut | Stratford, Conn. | D4-10 |
| RESERVE/NON-FOOTBALL INJURY | | | | | | | | | |
| 18 | Kolby Listenbee | WR | 6-1 | 183 | 22 | R | Texas Christian | Arlington, Texas | D6a-16 |
| RESERVE/NON-FOOTBALL ILLNESS | | | | | | | | | |
| 11 | Percy Harvin | WR | 5-11 | 184 | 28 | 8 | Florida | Chesapeake, VA | FA-16 |
| RESERVE/INJURED | | | | | | | | | |
| 19 | Walter Powell | WR | 6-0 | 189 | 24 | 2 | Murray State | St. Louis, Mo. | FA-15 |
| 23 | Aaron Williams | S | 6-0 | 199 | 26 | 6 | Texas | Round Rock, Texas | D2-11 |
| 26 | Robert Blanton | S | 6-1 | 200 | 27 | 5 | Notre Dame | Clackamas, Ore. | FA-16 |
| 27 | James Ihedigbo | S | 6-1 | 214 | 32 | 9 | Massachusetts | Northampton, Mass. | FA-16 |
| 31 | Jonathan Dowling | DB | 6-3 | 190 | 24 | 2 | Western Kentucky | Bradenton, Fla. | FA-15 |
| 33 | Colt Anderson | S | 5-10 | 195 | 31 | 7 | Montana | Butte, Mont. | FA-16 |
| 43 | Phillip Thomas | S | 6-0 | 223 | 27 | 3 | Fresno State | Bakersfield, Calif. | FA-15 |
| 59 | Reggie Ragland | LB | 6-2 | 252 | 23 | R | Alabama | Madison, Ala. | D2-16 |
| 70 | Eric Wood | C | 6-4 | 310 | 30 | 8 | Louisville | Cincinnati, Ohio | D1b-09 |
| 75 | IK Enemkpali | DE | 6-1 | 261 | 25 | 3 | Louisiana Tech | Pflugerville, Texas | W-15 (NYJ) |
| 86 | Blake Annen | TE | 6-4 | 247 | 25 | 3 | Cincinnati | Upper Arlington, Ohio | FA-15 |
| 89 | Chris Gragg | TE | 6-3 | 244 | 26 | 4 | Arkansas | Warren, Ark. | D7-13 |
| 97 | Corbin Bryant | DT | 6-4 | 300 | 28 | 4 | Northwestern | Chicago, Ill. | FA-12 |
| PRACTICE SQUAD/INJURED LIST | | | | | | | | | |
| 41 | Damian Parns | S | 6-2 | 209 | 23 | 1 | Florida Atlantic | Miami, Fla. | FA-16 |
| 43 | Joe Powell | DB | 6-2 | 205 | 22 | R | Globe | Portsmouth, Va. | FA-16 |
| RESERVE/DID NOT REPORT | | | | | | | | | |
| | Dri Archer | RB | 5-8 | 173 | 25 | 3 | Kent State | Laurel, Fla. | W-16 (NYJ) |

BUFFALO BILLS UNOFFICIAL 2016 DEPTH CHART

OFFENSE

| | | | |
|-----------|---------------------|---------------------|--|
| WR | 14 Sammy Watkins | 88 Marquise Goodwin | 13 Dezmin Lewis |
| LT | 77 Cordy Glenn | 71 Cyrus Kouandjio | |
| LG | 64 Richie Incognito | | |
| C | 72 Ryan Groy | 67 Patrick Lewis | |
| RG | 76 John Miller | | |
| RT | 79 Jordan Mills | 74 Michael Ola | |
| TE | 85 Charles Clay | 84 Nick O'Leary | 87 Gerald Christian 82 Logan Thomas |
| QB | 5 Tyrod Taylor | 3 EJ Manuel | <u>7 Cardale Jones</u> |
| FB | 42 Jerome Felton | | |
| RB | 25 LeSean McCoy | 35 Mike Gillislee | <u>31 Jonathan Williams</u> 22 Reggie Bush |
| WR | 10 Robert Woods | 17 Justin Hunter | 15 Brandon Tate |

DEFENSE

| | | | |
|-------------|-------------------------------|--------------------------|--------------------|
| DT | 95 Kyle Williams | 91 Leger Douzable | |
| NT | 99 Marcell Dareus | 98 Deandre Coleman | |
| DE | <u>92 Adolphus Washington</u> | 94 Jerel Worthy | |
| OLB | 55 Jerry Hughes | 56 Larentee McCray | |
| WILL | 53 Zach Brown | 50 Ramon Humber | |
| MIKE | 52 Preston Brown | 51 Brandon Spikes | |
| OLB | 57 Lorenzo Alexander | <u>90 Shaq Lawson</u> | |
| CB | 28 Ronald Darby | 21 Nickell Robey-Coleman | |
| S | 30 Corey White | 36 Jonathan Meeks | 38 Sergio Brown |
| S | 20 Corey Graham | 37 Shamiel Gary | |
| CB | 24 Stephon Gilmore | <u>29 Kevon Seymour</u> | 39 Marcus Roberson |

SPECIALISTS

| | | |
|------------|---------------------|----------------|
| K | 2 Dan Carpenter | |
| KO | 2 Dan Carpenter | |
| P | 6 Colton Schmidt | |
| KOR | 15 Brandon Tate | 22 Reggie Bush |
| PR | 15 Brandon Tate | 22 Reggie Bush |
| LS | 65 Garrison Sanborn | |
| H | 6 Colton Schmidt | |

ROOKIES UNDERLINED
EXEMPT IN ITALICS

2016 TRANSACTIONS

| | |
|--------------|--|
| January 4 | Signed CB Mario Butler , RB Mike Gillislee , WR Greg Salas and P Colton Schmidt to contract extensions. Signed TE Blake Annen , DB Jonathan Dowling , TE Jacob Maxwell , C Ronald Patrick , DE Cedric Reed , G Cyril Richardson and S Phillip Thomas to reserve/future contract. |
| January 10 | Rob Ryan named assistant head coach/defense |
| January 12 | Signed WR Jarrett Boykin and WR Greg Little to reserve/future contract. |
| January 13 | Ed Reed named assistant defensive backs coach |
| January 20 | Signed RB James Wilder Jr. to a reserve/future contract. Kathryn Smith named quality control-special teams coach. |
| February 3 | Signed CB Javier Arenas to a reserve/future contract. |
| March 1 | Designated T Cordy Glenn as franchise player. Released RB Boobie Dixon , G Kraig Urbik and DE Mario Williams . |
| March 4 | Released CB Loodis McKelvin . |
| March 7 | Tendered offers to Restricted Free Agents DT Corbin Bryant , WR Chris Hogan and T Jordan Mills |
| March 8 | Re-signed G Richie Incognito |
| March 16 | Signed TE Jim Dray |
| March 18 | Signed S Robert Blanton |
| March 30 | Signed T Jordan Mills |
| April 4 | Signed LB Zach Brown , WR Leonard Hankerson and CB Corey White |
| April 5 | Signed CB Sterling Moore |
| April 6 | LB A.J. Tarpley announced retirement |
| April 7 | Signed C Fernando Velasco |
| April 11 | Signed LB Lorenzo Alexander and S Colt Anderson |
| April 15 | Released T Tyson Chandler |
| April 18 | Signed DT Corbin Bryant . Released DB Cam Thomas |
| April 19 | Released LB Tony Steward . |
| April 28 | Drafted DE Shaq Lawson |
| April 29 | Drafted LB Reggie Ragland and DT Adolphus Washington . Released TE Jacob Maxwell and LB A.J. Tarpley |
| April 30 | Drafted QB Cardale Jones , RB Jonathan Williams , WR Kolby Listenbee and CB Kevon Seymour . |
| May 2 | Signed LB Bryson Albright , WR Davonte Allen , WR Gary Chambers , LS Reid Ferguson , FB Glenn Gronkowski , C Robert Kugler , G Jamison Lalk , DB Claudell Louis , T Marquis Lucas , T Keith Lumpkin , K Marshall Morgan , LB Eric Striker , CB Julian Whigham , DT Justin Zimmer . Released CB Bud Noel , C Ronald Patrick and LB Jarluis Wynn . |
| May 10 | Claimed RB Dri Archer |
| May 11 | Signed CB Kevon Seymour . |
| May 12 | Signed WR Kolby Listenbee |
| May 13 | Signed RB Jonathan Williams |
| May 17 | Signed DT Adolphus Washington |
| May 18 | Placed RB Dri Archer on the Reserve/Did Not Report List |
| May 24 | Signed LB Reggie Ragland |
| May 31 | Signed LB Jamari Lattimore |
| June 6 | Signed DE Shaq Lawson |
| June 7 | Signed QB Cardale Jones |
| June 9 | Signed RB Dan Herron . Released CB Julian Whigham . |
| June 14 | Signed DE Leger Douzable and T Chris Martin . Released DE Claudell Louis and T Keith Lumpkin . |
| June 17 | Signed T Justin Renfrow . Designated S Phillip Thomas as Waived/Injured. |
| July 29 | Placed LB Manny Lawson and WR Kolby Listenbee on the Active/Non-Football Injury list. Placed WR Marcus Easley , DE Shaq Lawson , WR Sammy Watkins and DT Kyle Williams on the Active/Physically Unable to Perform list. Placed DT Marcell Dareus , DB Jonathan Dowling , T Seantrel Henderson and RB Karlos Williams on the Active/Non-Football Illness list. |
| July 30 | Signed DT Casey Walker . Waived DE Cedric Reed . |
| August 1 | DB Jonathan Dowling is moved to the active roster. Signed RB Reggie Bush and WR Kain Colter . Released WR Davonte Allen and K Marshall Morgan . |
| August 7 | Signed LB David Hawthorne , LB Brandon Spikes and TE Jimmay Mundine . Released WR Gary Chambers and CB Javier Arenas . Designated LB Kevin Reddick as Waived/Injured |
| August 8 | DT Marcell Dareus , WR Sammy Watkins and DT Kyle Williams are moved to the active roster. |
| August 15 | RB Karlos Williams is moved to the active roster. Signed LB Kroy Biermann , DT Brandon Deaderick and DT Alameda Ta'amu . Waived/Injured LB IK Enemkpa . Released DT T.J. Barnes and WR Leonard Hankerson . |
| August 16 | LB Manny Lawson is moved to the active roster. |
| August 20 | Waived RB Karlos Williams . |
| August 22 | T Seantrel Henderson is moved to the active roster. |
| August 28 | Signed QB Austin Trainor . |
| August 30 | Traded for LB Larentee McCray from the Green Bay Packers in return for an undisclosed 2018 draft pick. Released LB David Hawthorne , LS Reid Ferguson , C Robert Kugler , WR Greg Little , TE Jimmay Mundine , LB Eric Striker , DT Alameda Ta'amu , QB Austin Trainor , DT Justin Zimmer . Designated CB Jonathan Dowling , TE Chris Gragg and T Justin Renfrow as Waived/Injured. Designated WR Marcus Easley and LB Shaq Lawson as Reserve/Physically Unable to Perform. Designated WR Kolby Listenbee as Reserve/Non-Football Injury. Designated LB Reggie Ragland as Reserve/Injured |
| August 31 | Signed LB Ramon Humber . Waived K Jordan Gay . Claimed C Patrick Lewis off waivers from Seattle. Released G Jamison Lalk . |
| September 2 | Signed LB Kroy Biermann , WR Jarrett Boykin , CB Mario Butler , WR Kain Colter , DL Brandon Deaderick , DL Lavar Edwards , FB Jerome Felton , RB Boom Herron , LB Manny Lawson , WR Dez Lewis , T Chris Martin , CB Sterling Moore , G Cyril Richardson , CB Sammy Seamster , LB Max Valles , C Fernando Velasco , DL Casey Walker . Placed TE Blake Annen , LB Randall Johnson , T Marquis Lucas and RB James Wilder Jr. on Injured Reserve. |
| September 4 | Claimed FB/TE Dan Vitale off of waivers. Released LB Jamari Lattimore . Signed WR Dezmin Lewis and K Jordan Gay to practice squad. |
| September 5 | Signed CB Doran Grant , WR Matt Hazel , G Gabe Ikard and LB Max Valles to the practice squad. Released FB/TE Dan Vitale due to failed physical. |
| September 6 | Signed WR Brandon Tate to the active roster. LB Carlos Fields , CB Damian Parms and CB Marcus Roberson added to the practice squad. |
| September 9 | Signed K Jordan Gay to the active roster. Placed T Seantrel Henderson on the Reserve/Suspended list. |
| September 12 | Signed FB Jerome Felton . Released FB Glenn Gronkowski . |
| September 13 | Signed T Chris Martin to the practice squad. Released CB Doran Grant from practice squad. |
| September 15 | Promoted G Gabe Ikard to the active roster from the practice squad. Released LB Bryson Albright . |
| September 16 | Signed LB Bryson Albright to the practice squad. |
| September 19 | Signed T William Poehls to the practice squad. Released T Chris Martin from practice squad. |
| September 27 | Signed WR Ed Eagan and G Terran Vaughn to the practice squad. Released Jordan Gay . Released LB Carlos Fields and DB Damian Parms from the practice squad. Released RB James Wilder from Injured Reserve with an injury settlement. |
| September 28 | Signed T Michael Ola from the Giants practice squad. |
| September 30 | Placed WR Sammy Watkins on the reserve/injured list. Claimed WR Justin Hunter off waivers from Miami. |
| October 3 | Placed DT Marcell Dareus and T Seantrel Henderson on Exempt list |
| October 4 | Released TE Jim Dray and promoted TE Gerald Christian to the active roster. Signed WR Corey Washington to practice squad. |
| October 5 | Signed TE Manasseh Garner to practice squad |
| October 7 | Activated DT Marcell Dareus and placed WR Greg Salas on Reserve/Injured list. Released OL Terran Vaughn from the practice squad. |
| October 10 | Activated T Seantrel Henderson and placed S Colt Anderson on Reserve/Injured list. |
| October 11 | Signed K Marshall Morgan to the practice squad |
| October 21 | Activated LB Shaq Lawson from PUP to active roster. Signed TE Manasseh Garner from practice squad to active roster. Released TE Gerald Christian and G Gabe Ikard . |
| October 25 | Promoted WR Ed Eagan to the active roster. Released T Michael Ola . Signed TE Gerald Christian , WR Mose Frazier and S Joe Powell to the practice squad. Released WR Corey Washington from practice squad. |
| October 27 | Signed T Michael Ola to the practice squad. Released T William Poehls from practice squad. |
| October 28 | Released TE Manasseh Garner and WR Ed Eagan . Promoted TE Gerald Christian from the practice squad. |
| October 29 | Promoted CB Marcus Roberson from the practice squad. |
| October 31 | Signed WR Ed Eagan and TE Manasseh Garner to the practice squad. |
| November 1 | Signed WR Percy Harvin and placed S Aaron Williams on the reserve/injured list. |
| November 3 | Signed S Sergio Brown . Signed LS Reid Ferguson to the practice squad. Released CB Marcus Roberson . Released K Marshall Morgan from the practice squad. |
| November 4 | Signed CB Marcus Roberson to the practice squad. Released WR Mose Frazier from the practice squad. Released WR Greg Salas from Injured Reserve. |
| November 14 | Placed C Eric Wood on Injured Reserve. Promoted CB Marcus Roberson to the active roster and signed C Dalton Freeman to the practice squad. |
| November 15 | Signed S James Ihedigbo and released S Duke Williams |
| November 22 | Designated WR Sammy Watkins for Return from Reserve/Injured |
| November 26 | Activated WR Sammy Watkins from IR; Designated to Return. Signed K Jordan Gay . Placed S Robert Blanton on Reserve/Injured. Released TE Gerald Christian . |
| November 29 | T Seantrel Henderson is placed on the Reserve/Suspended list. Promoted DT Deandre Coleman and WR Dezmin Lewis to the active roster. Placed DT Corbin Bryant and WR Walter Powell on the reserve/injured list. Signed TE Gerald Christian to the practice squad. |
| November 30 | Signed TE Logan Thomas from the Detroit practice squad and signed G Isame Faciane to the practice squad. |
| December 1 | Signed S Shamiel Gary to the practice squad. Placed DB Joe Powell on Practice Squad/Injured List. |
| December 3 | Promoted TE Gerald Christian to the active roster. Released K Jordan Gay . |
| December 5 | Placed WR Percy Harvin on Reserve/Non-Football Illness List |
| December 7 | Signed CB Charles Gaines to practice squad. |
| December 10 | Promoted LB Bryson Albright to the active roster from the practice squad. |
| December 13 | Promoted S Shamiel Gary and T Michael Ola to the active roster from the practice squad. Released LB Bryson Albright and placed S James Ihedigbo on the Reserve/Injured List. |
| December 14 | Signed DE Greg Townsend Jr. to the practice squad. |
| December 15 | Signed LB Bryson Albright and RB Cedric O'Neal to the practice squad. |

HOW THE BILLS WERE BUILT

| YEAR | DRAFTEES | VETERAN FREE AGENTS | TRADES | FREE AGENTS |
|------|---|---|----------------------------------|-----------------------------|
| 2006 | Kyle Williams (5) | | | |
| 2009 | | | | Garrison Sanborn (UFA) |
| 2011 | Marcell Dareus (1) | | | |
| 2012 | Stephon Gilmore (1) Cordy Glenn (2) | | | |
| 2013 | EJ Manuel (1) Robert Woods (2) Marquise Goodwin (3) Jonathan Meeks (5) | Dan Carpenter (Miami) | Jerry Hughes (Indianapolis) | Nickell Robey-Coleman (UFA) |
| 2014 | Sammy Watkins (1) Cyrus Kouandjio (2) Preston Brown (3) Seantrel Henderson (7) | Corey Graham (Baltimore) Colton Schmidt (San Francisco) | | |
| 2015 | Ronald Darby (2) John Miller (3) Nick O'Leary (6) Dezmin Lewis (7) | Charles Clay (Miami) Jerome Felton (Minnesota) Mike Gillislee (Arizona) Ryan Groy (Tampa Bay) Richie Incognito (Miami) Jordan Mills (Detroit) Tyrod Taylor (Baltimore) Jerel Worthy (Green Bay) | LeSean McCoy (from Philadelphia) | |
| 2016 | Shaq Lawson (1) Adolphus Washington (3) Cardale Jones (4) Jonathan Williams (5) Kevon Syemour (6) | Lorenzo Alexander (Oakland) Sergio Brown (Atlanta) Zach Brown (Tennessee) Reggie Bush (Detroit) Gerald Christian (Arizona) Deandre Coleman (Miami) Leger Douzable (NY Jets) Shamiel Gary (New England) Justin Hunter (Miami) Ramon Humber (New England) Patrick Lewis (Seattle) Michael Ola (NY Giants) Marcus Roberson (Los Angeles) Brandon Spikes (New England) Brandon Tate (Cincinnati) Logan Thomas (Detroit) Corey White (Arizona) | Lerentee McCray (from Green Bay) | |

(ufa) indicates undrafted rookie free agent

(team) denotes team last played with

BY EXPERIENCE

11 YEARS (2)

Reggie Bush
Kyle Williams

10 YEARS (3)

Lorenzo Alexander
Corey Graham
Richie Incognito

9 YEARS (2)

Dan Carpenter
Jerome Felton

8 YEARS (4)

Ramon Humber
LeSean McCoy
Garrison Sanborn
Brandon Tate

7 YEARS (3)

Sergio Brown
Leger Douzable
Jerry Hughes

6 YEARS (4)

Charles Clay
Marcell Dareus
Brandon Spikes
Tyrod Taylor

5 YEARS (4)

Zach Brown
Stephon Gilmore
Cordy Glenn
Corey White

4 YEARS (7)

Justin Hunter
Patrick Lewis
EJ Manuel
Lerentee McCray
Jordan Mills
Nickell Robey-Coleman
Robert Woods

3 YEARS (11)

Preston Brown
Mike Gillislee
Marquise Goodwin
Ryan Groy
Cyrus Kouandjio
Jonathan Meeks
Michael Ola
Marcus Roberson
Colton Schmidt
Sammy Watkins
Jerel Worthy

2 YEARS (4)

Ronald Darby
Shamiel Gary
John Miller
Logan Thomas

1 YEAR (3)

Gerald Christian
Deandre Coleman
Dezmin Lewis
Nick O'Leary

ROOKIE (5)

Shaq Lawson
Cardale Jones
Kevon Seymour
Adolphus Washington
Jonathan Williams

BUFFALO BILLS PRONUNCIATION

Dareus, Marcell DAR-e-us (like 'jar')
Douzable, Leger Leh-je' DOO-zah-bull
Gillislee, Mike gil-is-LEE
 Gilmore, **Stephon** steph-AHN
 Goodwin, **Marquise** Mar-keese
Kouandjio, Cyrus KWAN-jo
 McCray, **Lerentee** Luh-RENT-tay
 Seymour, **Kevon** KEY-von
 Worthy, **Jerel** juh-RELL



2016 BUFFALO BILLS ROSTER BY POSITION HEAD COACH REX RYAN



Offense: 25

Coordinator: Anthony Lynn

Assistant HC/Offense: Chris Palmer

QUARTERBACKS (3)

Coach: David Lee

Assistant: Jason Vrable

| No | Name | Pos | HT | WT | Exp | College |
|----|---------------|-----|-----|-----|-----|---------------|
| 3 | EJ Manuel | QB | 6'4 | 237 | 4 | Florida State |
| 5 | Tyrod Taylor | QB | 6'1 | 215 | 6 | Virginia Tech |
| 7 | Cardale Jones | QB | 6'5 | 250 | R | Ohio State |

RUNNING BACKS (5)

Coach: Anthony Lynn

| No | Name | Pos | HT | WT | Exp | College |
|----|-------------------|-----|------|-----|-----|---------------------|
| 22 | Reggie Bush | RB | 6'0 | 205 | 11 | Southern California |
| 25 | LeSean McCoy | RB | 5'11 | 208 | 8 | Pittsburgh |
| 31 | Jonathan Williams | RB | 6'0 | 223 | R | Arkansas |
| 35 | Mike Gillislee | RB | 5'11 | 219 | 3 | Florida |
| 42 | Jerome Felton | FB | 6'0 | 248 | 9 | Furman |

WIDE RECEIVERS (6)

Coach: Sanjay Lal

| No | Name | Pos | HT | WT | Exp | College |
|----|------------------|-----|-----|-----|-----|---------------------|
| 10 | Robert Woods | WR | 6'0 | 190 | 4 | Southern California |
| 13 | Dezmin Lewis | WR | 6'4 | 214 | 1 | Central Arkansas |
| 14 | Sammy Watkins | WR | 6'1 | 211 | 3 | Clemson |
| 15 | Brandon Tate | WR | 6'1 | 195 | 8 | North Carolina |
| 17 | Justin Hunter | WR | 6'4 | 203 | 4 | Tennessee |
| 88 | Marquise Goodwin | WR | 5'9 | 179 | 4 | Texas |

TIGHT ENDS (4)

Coach: Tony Sparano

| No | Name | Pos | HT | WT | Exp | College |
|----|------------------|-----|-----|-----|-----|---------------|
| 82 | Logan Thomas | TE | 6'6 | 250 | 2 | Virginia Tech |
| 84 | Nick O'Leary | TE | 6'3 | 252 | 1 | Florida State |
| 85 | Charles Clay | TE | 6'3 | 255 | 6 | Tulsa |
| 87 | Gerald Christian | TE | 6'3 | 250 | 1 | Louisville |

OFFENSIVE LINE (8)

Coach: Aaron Kromer

Assistant: Pay Meyer

| No | Name | Pos | HT | WT | Exp | College |
|----|------------------|-----|-----|-----|-----|----------------|
| 64 | Richie Incognito | G | 6'3 | 319 | 10 | Nebraska |
| 67 | Patrick Lewis | C | 6'1 | 311 | 4 | Texas A&M |
| 71 | Cyrus Kouandjio | T | 6'7 | 332 | 3 | Alabama |
| 72 | Ryan Groy | G | 6'5 | 320 | 3 | Wisconsin |
| 74 | Michael Ola | T | 6'5 | 312 | 3 | Hampton |
| 76 | John Miller | G | 6'2 | 312 | 2 | Louisville |
| 77 | Cordy Glenn | T | 6'6 | 345 | 5 | Georgia |
| 79 | Jordan Mills | T | 6'5 | 316 | 4 | Louisiana Tech |

Defense: 24

Coordinator: Dennis Thurman

Assistant HC/Defense: Rob Ryan

Assistant: D'Anton Lynn

Assistant: Mike Giuliani

DEFENSIVE LINE (6)

Coach: John Blake

Coach: Jason Rebrovich

| No | Name | Pos | HT | WT | Exp | College |
|----|---------------------|-----|-----|-----|-----|-----------------|
| 91 | Leger Douzable | DE | 6'4 | 284 | 7 | Central Florida |
| 92 | Adolphus Washington | DT | 6'4 | 295 | R | Ohio State |
| 94 | Jerel Worthy | DE | 6'2 | 308 | 3 | Michigan State |
| 95 | Kyle Williams | DT | 6'1 | 303 | 11 | LSU |
| 98 | Deandre Coleman | DT | 6'5 | 341 | 1 | California |
| 99 | Marcell Dareus | DT | 6'3 | 331 | 6 | Alabama |

LINEBACKERS (8)

Coach: Bobby April III

Coach: Jeff Weeks (Outside)

| No | Name | Pos | HT | WT | Exp | College |
|----|-------------------|-----|------|-----|-----|--------------------|
| 50 | Ramon Humber | LB | 5'11 | 235 | 8 | North Dakota State |
| 51 | Brandon Spikes | LB | 6'2 | 255 | 6 | Florida |
| 52 | Preston Brown | LB | 6'1 | 251 | 3 | Louisville |
| 53 | Zach Brown | LB | 6'1 | 248 | 5 | North Carolina |
| 55 | Jerry Hughes | LB | 6'2 | 254 | 7 | Texas Christian |
| 56 | Lerentee McCray | LB | 6'3 | 249 | 4 | Florida |
| 57 | Lorenzo Alexander | LB | 6'1 | 245 | 10 | California |
| 90 | Shaq Lawson | LB | 6'3 | 267 | R | Clemson |

DEFENSIVE BACKS (10)

Coach: Tim McDonald

Assistant: Ed Reed

| No | Name | Pos | HT | WT | Exp | College |
|----|-----------------------|-----|------|-----|-----|---------------------|
| 20 | Corey Graham | S | 6'0 | 196 | 10 | New Hampshire |
| 21 | Nickell Robey-Coleman | CB | 5'8 | 165 | 4 | Southern California |
| 24 | Stephon Gilmore | CB | 6'1 | 190 | 5 | South Carolina |
| 28 | Ronald Darby | CB | 5'11 | 195 | 2 | Florida State |
| 29 | Kevon Seymour | CB | 6'0 | 185 | R | Southern California |
| 30 | Corey White | CB | 6'1 | 210 | 5 | Samford |
| 36 | Jonathan Meeks | S | 6'0 | 209 | 4 | Clemson |
| 37 | Shamiel Gary | S | 6'0 | 217 | 2 | Oklahoma State |
| 38 | Sergio Brown | S | 6'2 | 210 | 7 | Notre Dame |
| 39 | Marcus Roberson | CB | 6'0 | 191 | 3 | Florida |

SPECIAL TEAMS (3)

Coordinator: Danny Crossman

Assistants: Eric Smith, Kathryn Smith

| No | Name | Pos | HT | WT | Exp | College |
|----|------------------|-----|------|-----|-----|------------------|
| 2 | Dan Carpenter | K | 6'2 | 228 | 9 | Montana |
| 6 | Colton Schmidt | P | 5'11 | 224 | 3 | California-Davis |
| 65 | Garrison Sanborn | LS | 6'1 | 240 | 8 | Florida State |

COACHING STAFF

Head Coach: Rex Ryan
 Assistant Head Coach/Defense: Rob Ryan
 Assistant Head Coach/Offense: Chris Palmer
 Coordinators: Danny Crossman (Special Teams), Anthony Lynn (Offense), Dennis Thurman (Defense)
 Assistants: Bobby April III (Linebackers), John Blake (Defensive Line), Eric Ciano (Head Strength and Conditioning), Mike Giuliani (Coaching Assistant), Aaron Kromer (Offensive Line), Zak Kromer (Coaching Assistant), Sanjay Lal (Wide Receivers), David Lee (Quarterbacks), Dan Liburd (Strength and Conditioning Assistant), Mark Loecher (Strength and Conditioning Assistant), Hal Luther (Assistant Strength and Conditioning), D'Anton Lynn (Defensive Assistant), Tim McDonald (Defensive Backs), Pat Meyer (Offensive Assistant), Jason Oszvart (Strength and Conditioning Assistant), Jason Rebrovich (Defensive Line), Ed Reed (Assistant Defensive Backs), Deuce Schwartz (Coaching Assistant), Eric Smith (Special Teams Assistant), Kathryn Smith (Quality Control-Special Teams), Doug Socha (Coaching Assistant), Tony Sparano (Tight Ends), Jason Vrable (Assistant Quarterbacks), Jeff Weeks (Outside Linebackers)



HERD OF STATS

REGULAR SEASON GAME #16

Buffalo Bills at New York Jets

Sunday, January 1, 2017

2016 HERD OF STATS

Game-By-Game Starters

Offensive Highs & Lows

Defensive Highs & Lows

Bills Superlatives

Opponent Superlatives

Defensive Summaries

Defensive Statistics

Scoring Drives

Game-by-Game Team

Game-by-Game Rushing

Game-by-Game Passing

Game-by-Game Receiving

Game-by-Game Punting/Kicking

Game-by-Game Punt Returns

Game-by-Game Kickoff Returns

Game-by-Game Defensive Stats

Big Plays

Goal-to-Go

Inside the 20

The Last Time

Turnover Analysis

ETCs

Game Summaries

Player Participation

NFL Stats

2016 BUFFALO BILLS GAME-BY-GAME STARTERS

| OFFENSE | | | | | | | | | | | | |
|---------|---------|---------|-----------|-----------|------|--------|-------|---------|----------|-----------|--------|--|
| OPP | WR | WR-TE | LT | LG | C | RG | RT | TE | TE-WR-FB | RB | QB | |
| at BAL | Watkins | Woods | Glenn | Incognito | Wood | Miller | Mills | Clay | Dray | McCoy | Taylor | |
| vs NYJ | Watkins | Woods | Kouandjio | Incognito | Wood | Miller | Mills | Clay | Salas | McCoy | Taylor | |
| vs ARZ | Goodwin | Woods | Kouandjio | Incognito | Wood | Miller | Mills | Clay | O'Leary | McCoy | Taylor | |
| at NE | Goodwin | Woods | Glenn | Incognito | Wood | Miller | Mills | Clay | O'Leary | McCoy | Taylor | |
| at LA | Goodwin | Woods | Glenn | Incognito | Wood | Miller | Mills | Clay | Felton | McCoy | Taylor | |
| vs SF | Goodwin | Woods | Glenn | Incognito | Wood | Miller | Mills | Clay | Hunter | McCoy | Taylor | |
| at MIA | Goodwin | Hunter | Glenn | Incognito | Wood | Miller | Mills | Clay | Powell | McCoy | Taylor | |
| vs NE | Hunter | Tate | Glenn | Incognito | Wood | Miller | Mills | Clay | Powell | Gillislee | Taylor | |
| at SEA | Goodwin | Hunter | Glenn | Incognito | Wood | Miller | Mills | Clay | Felton | McCoy | Taylor | |
| at CIN | Goodwin | Woods | Glenn | Incognito | Groy | Miller | Mills | Clay | Harvin | McCoy | Taylor | |
| vs JAX | Goodwin | Watkins | Glenn | Incognito | Groy | Miller | Mills | Clay | Felton | McCoy | Taylor | |
| at OAK | Goodwin | Watkins | Glenn | Incognito | Groy | Miller | Mills | O'Leary | Hunter | McCoy | Taylor | |
| vs PIT | Goodwin | Watkins | Glenn | Incognito | Groy | Miller | Mills | Clay | O'Leary | McCoy | Taylor | |
| vs CLE | Watkins | O'Leary | Kouandjio | Incognito | Groy | Miller | Mills | Clay | Felton | McCoy | Taylor | |
| vs MIA | Watkins | Woods | Kouandjio | Incognito | Groy | Miller | Mills | Clay | O'Leary | McCoy | Taylor | |

| DEFENSE | | | | | | | | | | | | |
|---------|-------------|----------|---------------|--------|----------|----------|-----------|---------|-------------|--------|---------|--|
| OPP | DT | NT | DE/CB/DB | OLB | WILL | MIKE | OLB | CB | S/LB | S | CB | |
| at BAL | K. Williams | Bryant | Washington | Hughes | Z. Brown | P. Brown | Alexander | Darby | D. Williams | Graham | Gilmore | |
| vs NYJ | K. Williams | Bryant | Washington | Hughes | Z. Brown | P. Brown | Alexander | Darby | D. Williams | Graham | Gilmore | |
| vs ARZ | K. Williams | Bryant | Washington | Hughes | Z. Brown | P. Brown | Alexander | White | A. Williams | Graham | Gilmore | |
| at NE | K. Williams | Bryant | Washington | Hughes | Z. Brown | P. Brown | Alexander | Darby | A. Williams | Graham | Gilmore | |
| at LA | K. Williams | Bryant | Washington | Hughes | Z. Brown | P. Brown | Alexander | Darby | A. Williams | Graham | Gilmore | |
| vs SF | K. Williams | Douzable | Robey-Coleman | Hughes | Z. Brown | P. Brown | Alexander | Darby | A. Williams | Graham | Gilmore | |
| at MIA | K. Williams | Bryant | Washington | Hughes | Z. Brown | P. Brown | Alexander | Darby | A. Williams | Graham | Gilmore | |
| vs NE | K. Williams | Douzable | Robey-Coleman | Hughes | Z. Brown | P. Brown | Alexander | Darby | Blanton | Graham | Gilmore | |
| at SEA | K. Williams | Douzable | Seymour | Hughes | Z. Brown | P. Brown | Alexander | Darby | Blanton | Graham | Gilmore | |
| at CIN | K. Williams | Dareus | Washington | Hughes | Z. Brown | P. Brown | Alexander | Darby | Ihedigbo | Graham | Gilmore | |
| vs JAX | K. Williams | Dareus | Washington | Hughes | Z. Brown | P. Brown | Alexander | Darby | Ihedigbo | Graham | Gilmore | |
| at OAK | K. Williams | Dareus | Washington | Hughes | Z. Brown | P. Brown | Alexander | Seymour | Ihedigbo | Graham | Gilmore | |
| vs PIT | L. Douzable | Dareus | Robey-Coleman | Lawson | Z. Brown | P. Brown | Alexander | Darby | White | Graham | Gilmore | |
| vs CLE | K. Williams | Dareus | Washington | Hughes | Z. Brown | P. Brown | Alexander | Darby | White | Graham | Gilmore | |

2016 OFFENSIVE HIGHS & LOWS

| BEST | | WORST |
|---|-----------------------|---|
| 45 vs SF 10/16 | POINTS | 7 at BAL 9/11 |
| 30 at SEA 11/7, vs MIA 12/24 | FIRST DOWNS | 11 at BAL 9/11 |
| 16 vs SF 10/16, vs CLE 12/18 | RUSHING FIRST DOWNS | 4 at MIA 10/23, vs PIT 12/11 |
| 16 at SEA 11/7 | PASSING FIRST DOWNS | 5 at BAL 9/11, vs ARZ 9/25 |
| 71% at SEA 11/7 | THIRD DOWN EFFICIENCY | 23% at BAL 9/11, at MIA 10/23 |
| 589 vs MIA 12/24 | TOTAL NET YARDS | 160 at BAL 9/11 |
| 7.9 vs NYJ 9/15 | AVERAGE PER PLAY | 3.3 at BAL 9/11 |
| 312 vs SF 10/16 | NET YARDS RUSHING | 65 at BAL 9/11 |
| 317 vs MIA 12/24 | NET YARDS PASSING | 88 vs ARZ 9/25 |
| 0 vs NYJ 9/15 | QB SACKS | 5 at SEA 11/7, vs JAX 11/27, vs PIT 12/11 |
| 329 vs MIA 12/24 | GROSS YARDS PASSING | 111 at BAL 9/11 |
| 39 at NE 10/2, at SEA 11/7, vs MIA 12/24 | PASS ATTEMPTS | 18 vs JAX 11/27 |
| 27 at NE 10/2, at SEA 11/7 | PASS COMPLETIONS | 12 at LA 10/9, vs JAX 11/27 |
| 0, nine times: most recently vs MIA 12/24 | INTERCEPTED | 1, six times: most recently vs PIT 12/11 |
| 9.9 vs NYJ 9/15 | YARDS PER PASS | 4.0 at BAL 9/11 |
| 50.7 vs SF 10/16 | PUNTING AVERAGE | 32.7 at SEA 11/7 |
| 4 vs CLE 12/18 | PUNT RETURNS | 0, at OAK 12/4 |
| 46 vs JAX 12/18 | PUNT RETURN YARDS | Minus-2 at LA 10/9 |
| 5 vs NYJ 9/15 | KICKOFF RETURNS | 0 vs SF 10/16 |
| 125 vs NYJ 9/15 | KICKOFF RETURN YARDS | 0 vs SF 10/16 |
| 6 vs SF 10/16 | TOUCHDOWNS | 1 at BAL 9/11, at NE 10/2, at CIN 11/20 |
| 4 vs SF 10/16 | RUSHING TOUCHDOWNS | 0 vs NYJ 9/15, at NE 10/2 |
| 3 vs NYJ 9/15, vs MIA 12/24 | PASSING TOUCHDOWNS | 0, five times; most recently at OAK 12/4 |
| 40:33 vs MIA 12/24 | TIME OF POSSESSION | 20:48 vs NYJ 9/15 |

2016 DEFENSIVE HIGHS & LOWS

| BEST | | WORST |
|--|-----------------------|---|
| 0 at NE 10/2 | POINTS | 41 vs NE 10/30 |
| 13 at NE 10/2 | FIRST DOWNS | 28 vs NYJ 9/15 |
| 2 vs NE 10/30 | RUSHING FIRST DOWNS | 15 at MIA 10/23 |
| 7 vs SF 10/16 | PASSING FIRST DOWNS | 18 vs NYJ 9/15 |
| 8% at NE 10/2 | THIRD DOWN EFFICIENCY | 69% vs NE 10/30 |
| 269 vs CLE 12/18 | TOTAL NET YARDS | 494 vs MIA 12/24 |
| 4.2 at CIN 11/20 | AVERAGE PER PLAY | 7.3 vs MIA 12/24 |
| 33 at SEA 11/7 | NET YARDS RUSHING | 261 vs MIA 12/24 |
| 118 vs JAX 11/27 | NET YARDS PASSING | 370 vs NYJ 9/15 |
| 5.0, three times: most recently vs CLE 12/18 | QB SACKS | 0 vs MIA 12/24 |
| 126 vs JAX 11/27 | GROSS YARDS PASSING | 374 vs NYJ 9/15 |
| 25 at MIA 10/23 | PASS ATTEMPTS | 50 vs ARZ 9/25 |
| 13 vs SF 10/16, vs JAX 11/27 | PASS COMPLETIONS | 26 vs ARZ 9/25 |
| 3, vs PIT 12/11 | INTERCEPTED | 0, nine times: most recently vs CLE 12/18 |
| 4.8 at CIN 11/20, vs JAX 11/27 | YARDS PER PASS | 10.8 at SEA 11/7 |
| 25.0 at MIA 10/23 | PUNTING AVERAGE | 55.5 at LA 10/9 |
| 0 vs NYJ 9/15 | PUNT RETURNS | 5 at MIA 10/23 |
| 0 vs NYJ 9/15 | PUNT RETURN YARDS | 28 at MIA 10/23, vs PIT 12/11 |
| 1 at OAK 12/4 | KICKOFF RETURNS | 5, vs CLE 12/18 |
| 22 at OAK 12/4 | KICKOFF RETURN YARDS | 112 vs NE 10/30 |
| 0 at NE 10/2 | TOUCHDOWNS | 5 vs NE 10/30 |
| 0 at BAL 9/11, at NE 10/2, vs SF 10/16 | RUSHING TOUCHDOWNS | 3 vs NYJ 9/15, vs PIT 12/11 |
| 0, five times: most recently vs CLE 12/18 | PASSING TOUCHDOWNS | 4, vs NE 10/30 |
| 19:43 at SEA 11/7 | TIME OF POSSESSION | 39:12 vs NYJ 9/15 |

2016 BILLS SUPERLATIVES

RUSHING

| | | |
|---------------------------------|-----|--|
| Yards | 153 | L. McCoy vs CLE 12/18 |
| Average (min. 10 carries) | 8.3 | L. McCoy at LA 10/9, M. Gillislee vs MIA 12/24 |
| Long | 75 | L. McCoy vs JAX 11/27 |
| Touchdowns | 3 | L. McCoy vs SF 10/16 |

PASSING

| | | |
|-------------------------------------|-------|---|
| Attempts | 39 | T. Taylor at NE 10/2, T. Taylor vs MIA 12/24 |
| Completions | 27 | T. Taylor at NE 10/2, T. Taylor at SEA 11/7 |
| Percentage (min. 20 attempts) | 71.1% | T. Taylor at SEA 11/7 |
| Yards | 329 | T. Taylor vs MIA 12/24 |
| Long | 84 | T. Taylor vs NYJ 9/15 |
| Touchdowns | 3 | T. Taylor vs NYJ 9/15, T. Taylor vs MIA 12/24 |

RECEIVING

| | | |
|-----------------------------|------|-------------------------|
| Receptions | 10 | R. Woods at SEA 11/7 |
| Yards | 162 | R. Woods at SEA 11/7 |
| Average (min. 3 rec.) | 26.7 | S. Watkins vs JAX 11/27 |
| Long | 84 | M. Goodwin vs NYJ 9/15 |
| Touchdowns | 2 | C. Clay vs MIA 12/24 |

SPECIAL TEAMS

| | | |
|--|------|---|
| Punts | 7 | C. Schmidt at BAL 9/11, C. Schmidt at MIA 10/23 |
| In 20 | 4 | C. Schmidt at LA 10/9 |
| Longest Punt | 58 | C. Schmidt at LA 10/9 |
| Punt Return Attempts | 4 | B. Tate vs CLE 12/18 |
| Punt Return Yards | 46 | B. Tate vs CLE 12/18 |
| Punt Return Average (min. 3 ret.) | 11.5 | B. Tate vs CLE 12/18 |
| Long Punt Return | 43 | B. Tate vs JAX 11/27 |
| Kickoff Return Attempts | 5 | B. Tate vs NYJ 9/15 |
| Kickoff Return Yards | 125 | B. Tate vs NYJ 9/15 |
| Kickoff Return Average (min 3. Ret.) | 25.0 | B. Tate vs NYJ 9/15 |
| Long Kickoff Return | 45 | B. Tate vs NYJ 9/15 |
| PATs Made | 6 | D. Carpenter vs SF 10/16 |
| PATs Attempted | 6 | D. Carpenter vs SF 10/16 |
| Field Goals Made | 3 | D. Carpenter at NE 10/2 |
| Field Goals Attempted | 4 | D. Carpenter at NE 10/2 |
| Longest Field Goal | 54 | D. Carpenter at CIN 11/20 |

DEFENSE

| | | |
|--------------------------|-----|--|
| Most Total Tackles | 17 | Z. Brown at NE 10/2 |
| Most Solo Tackles | 13 | Z. Brown at NE 10/2 |
| Most Sacks | 3.0 | L. Alexander at LA 10/9 |
| Most Interceptions | 2 | S. Gilmore vs ARZ 9/25, N. Robey-Coleman at LA 10/9, S. Gilmore at CIN 11/20 |

2016 OPPONENT SUPERLATIVES

RUSHING

| | | |
|---------------------------------|-----|--|
| Yards | 236 | L. Bell vs PIT 12/11 |
| Average (min. 10 carries) | 7.6 | J. Ajayi at MIA 10/23 |
| Long | 57 | J. Ajayi vs MIA 12/24 |
| Touchdowns | 3 | M. Forte vs NYJ 9/15, L. Bell vs PIT 12/11 |

PASSING

| | | |
|-------------------------------------|-------|--|
| Attempts | 50 | C. Palmer vs ARZ 9/25 |
| Completions | 26 | C. Palmer vs ARZ 9/25 |
| Percentage (min. 20 attempts) | 76.9% | R. Wilson at SEA 11/7 |
| Yards | 374 | R. Fitzpatrick vs NYJ 9/15 |
| Long | 66 | J. Flacco at BAL 9/11, R. Tannehill at MIA 10/23 |
| Touchdowns | 4 | T. Brady vs NE 10/30 |

RECEIVING

| | | |
|-----------------------------|------|------------------------|
| Receptions | 8 | J. Graham at SEA 11/7 |
| Yards | 126 | E. Decker vs NYJ 9/15 |
| Average (min. 3 rec.) | 30.3 | M. Wallace at BAL 9/11 |
| Long | 66 | M. Wallace at BAL 9/11 |
| Touchdowns | 2 | J. Graham at SEA 11/7 |

SPECIAL TEAMS

| | | |
|--|------|---|
| Punts | 6 | R. Allen at NE 10/2, K. Huber at CIN 11/20 |
| In 20 | 3 | M. Darr vs MIA 12/24 |
| Longest Punt | 62 | J. Ryan at SEA 11/7 |
| Punt Return Attempts | 3 | D. Amendola at NE 10/2, J. Grant at MIA 10/23 |
| Punt Return Yards | 28 | A. Brown vs PIT 12/11 |
| Punt Return Average (min. 3 ret.) | 3.7 | J. Grant at MIA 10/23 |
| Long Punt Return | 22 | T. Lockett at SEA 11/7 |
| Kickoff Return Attempts | 4 | M. Alford vs CLE 12/18 |
| Kickoff Return Yards | 74 | M. Alford vs CLE 12/18 |
| Kickoff Return Average (min 3. Ret.) | 20.7 | M. Thomas at LA 10/9 |
| Long Kickoff Return | 73 | D. Amendola vs NE 10/30 |
| PATs Made | 5 | S. Gostkowski vs NE 10/30 |
| PATs Attempted | 5 | S. Gostkowski vs NE 10/30 |
| Field Goals Made | 4 | G. Zuerlein at LA 10/9 |
| Field Goals Attempted | 4 | G. Zuerlein at LA 10/9 |
| Longest Field Goal | 60 | C. Catanzaro vs ARZ 9/25 |

DEFENSE

| | | |
|--------------------------|----|---|
| Most Total Tackles | 17 | L. Ryan at NE 10/2 |
| Most Solo Tackles | 14 | L. Ryan at NE 10/2 |
| Most Sacks | 2 | Five times, most recently; B. Dupree vs PIT 12/11 |
| Most Interceptions | 1 | Six times, most recently; A. Burns vs PIT 12/11 |

Buffalo Bills 2016 Defensive and Special Teams Statistics (Per Gamebook Stats)

| DEFENSIVE TACKLES | | | | |
|--------------------------|------------|------------|-----------|------------|
| PLAYER | Solo | Assist | TFL | TOTAL |
| Z. Brown | 93 | 45 | 11 | 138 |
| P. Brown | 71 | 51 | 5 | 122 |
| C. Graham | 53 | 24 | 2 | 77 |
| R. Darby | 56 | 9 | 1 | 65 |
| K. Williams | 41 | 22 | 10 | 63 |
| L. Alexander | 47 | 14 | 9 | 61 |
| S. Gilmore | 42 | 6 | 0 | 48 |
| J. Hughes | 29 | 17 | 8 | 46 |
| L. Douzable | 21 | 16 | 5 | 37 |
| M. Dareus | 22 | 13 | 5 | 35 |
| R. Blanton | 18 | 8 | 0 | 26 |
| N. Robey-Coleman | 23 | 3 | 2 | 26 |
| C. White | 19 | 7 | 0 | 26 |
| A. Washington | 12 | 9 | 4 | 21 |
| A. Williams | 13 | 7 | 1 | 20 |
| J. Ihedigbo | 9 | 6 | 1 | 15 |
| S. Lawson | 7 | 5 | 3 | 12 |
| K. Seymour | 11 | 1 | 0 | 12 |
| C. Bryant | 5 | 6 | 0 | 11 |
| J. Worthy | 5 | 6 | 1 | 11 |
| L. McCray | 4 | 6 | 0 | 10 |
| B. Spikes | 4 | 5 | 0 | 9 |
| J. Meeks | 2 | 3 | 0 | 5 |
| R. Humber | 5 | 0 | 0 | 5 |
| D. Williams | 4 | 0 | 0 | 4 |
| D. Coleman | 1 | 2 | 0 | 3 |
| TOTAL | 617 | 291 | 68 | 908 |

| DEFENSIVE TOUCHDOWNS | |
|-----------------------------|----------|
| N. Robey-Coleman | 2 |
| A. Williams | 1 |
| TOTAL | 3 |

| SAFETY | |
|---------------|----------|
| TOTAL | 0 |

| INTERCEPTIONS | |
|----------------------|-----------|
| S. Gilmore | 5 |
| N. Robey-Coleman | 2 |
| C. White | 2 |
| C. Graham | 1 |
| L. Alexander | 1 |
| Z. Brown | 1 |
| TOTAL | 12 |

| DEFENSIVE FUMBLE RECOVERIES | |
|------------------------------------|----------|
| P. Brown | 2 |
| N. Robey-Coleman | 1 |
| A. Williams | 1 |
| C. Graham | 1 |
| TOTAL | 5 |

| DEFENSIVE FORCED FUMBLES | |
|---------------------------------|---|
| L. Alexander | 3 |
| Z. Brown | 2 |
| P. Brown | 1 |
| L. McCray | 1 |
| J. Hughes | 1 |
| S. Lawson | 1 |

| SPECIAL TEAMS TACKLES | | | |
|------------------------------|-----------|-----------|-----------|
| PLAYER | Solo | Assist | TOTAL |
| R. Humber | 9 | 2 | 11 |
| L. Alexander | 5 | 6 | 11 |
| J. Meeks | 10 | 1 | 11 |
| R. Blanton | 9 | 0 | 9 |
| K. Seymour | 8 | 0 | 8 |
| L. McCray | 4 | 2 | 6 |
| N. Robey-Coleman | 6 | 0 | 6 |
| S. Brown | 3 | 2 | 5 |
| M. Gillislee | 4 | 0 | 4 |
| C. Graham | 3 | 0 | 3 |
| G. Sanborn | 1 | 2 | 3 |
| P. Brown | 3 | 0 | 3 |
| C. Anderson | 2 | 0 | 2 |
| C. White | 1 | 1 | 2 |
| W. Powell | 1 | 1 | 2 |
| C. Schmidt | 2 | 0 | 2 |
| J. Ihedigbo | 1 | 0 | 1 |
| B. Tate | 1 | 0 | 1 |
| D. Carpenter | 1 | 0 | 1 |
| J. Williams | 0 | 1 | 1 |
| S. Gary | 0 | 1 | 1 |
| N. O'Leary | 0 | 1 | 1 |
| TOTAL | 74 | 20 | 94 |

| PASSES DEFENSED | |
|------------------------|-----------|
| S. Gilmore | 12 |
| R. Darby | 11 |
| C. Graham | 9 |
| N. Robey-Coleman | 6 |
| L. Alexander | 6 |
| A. Williams | 5 |
| C. White | 4 |
| J. Hughes | 3 |
| K. Seymour | 3 |
| Z. Brown | 3 |
| D. Williams | 1 |
| A. Washington | 1 |
| J. Meeks | 1 |
| P. Brown | 1 |
| M. Dareus | 1 |
| J. Ihedigbo | 1 |
| S. Lawson | 1 |
| L. Douzable | 1 |
| TOTAL | 70 |

| QUARTERBACK SACKS | |
|--------------------------|-------------|
| L. Alexander | 11.5 |
| J. Hughes | 6.0 |
| K. Williams | 5.0 |
| Z. Brown | 4.0 |
| M. Dareus | 3.5 |
| A. Washington | 2.5 |
| S. Lawson | 2.0 |
| L. Douzable | 1.5 |
| C. Graham | 1.0 |
| P. Brown | 1.0 |
| TOTAL | 38.0 |

| SPECIAL TEAMS FORCED FUMBLES | |
|-------------------------------------|---|
| N. Robey-Coleman | 1 |

2016 SCORING DRIVES

9/11 at BAL

| Drive | Time/Quarter | Result |
|-------------|--------------|---------------------------------------|
| 12-75, 7:09 | 3:02/2 | L. McCoy 1 yd. run (D.Carpenter kick) |

9/15 vs NYJ

| Drive | Time/Quarter | Result |
|-------------|--------------|--|
| 3-82, 1:25 | 5:16/1 | M.Goodwin 84 yd. pass from T.Taylor (D.Carpenter kick) |
| 13-54, 3:48 | 0:05/2 | D.Carpenter 39 yd. Field Goal |
| 3-75, 0:51 | 14:09/3 | G.Salas 71 yd. pass from T.Taylor (D.Carpenter kick) |
| 10-75, 2:45 | 1:17/4 | M.Gillislee 18 yd. pass from T.Taylor (D.Carpenter kick) |

9/25 vs ARZ

| Drive | Time/Quarter | Result |
|------------|--------------|---------------------------------------|
| 7-77, 3:51 | 3:29/1 | D.Carpenter 19 yd. Field Goal |
| 5-53, 1:30 | 0:55/1 | L.McCoy 24 yd. run (D.Carpenter kick) |
| 6-52, 2:51 | 10:25/2 | L.McCoy 5 yd. run (D.Carpenter kick) |
| 6-47, 2:49 | 10:31/3 | T.Taylor 20 yd. run (kick failed, wr) |
| 4-3, 1:42 | 4:48/4 | D.Carpenter 45 yd. Field Goal |

10/2 at NE

| Drive | Time/Quarter | Result |
|-------------|--------------|---|
| 12-65, 7:11 | 5:31/1 | L.McCoy 7 yd. pass from T.Taylor (D.Carpenter kick) |
| 10-52, 3:58 | 14:49/2 | D.Carpenter 34 yd. Field Goal |
| 12-71, 4:40 | 7:46/2 | D.Carpenter 43 yd. Field Goal |
| 11-44, 4:27 | 0:28/3 | D.Carpenter 44 yd. Field Goal |

10/9 at LA

| Drive | Time/Quarter | Result |
|-------------|--------------|---|
| 12-76, 7:09 | 2:22/1 | J.Hunter 4 yd. pass from T.Taylor (D.Carpenter kick) |
| 2-63, 1:01 | 13:59/2 | M.Gillislee 5 yd. run (kick blocked) |
| 10-70, 1:56 | 0:00/2 | D.Carpenter 23 yd. Field Goal |
| 3-25, 1:04 | 2:37/4 | M.Goodwin 6 yd. pass from T.Taylor (D.Carpenter kick) |

10/16 vs SF

| Drive | Time/Quarter | Result |
|-------------|--------------|---|
| 11-75, 5:29 | 0:14/1 | L.McCoy 4 yd. run (D.Carpenter kick) |
| 7-75, 3:38 | 10:18/2 | L.McCoy 12 yd. run (D.Carpenter kick) |
| 14-53, 5:33 | 0:21/2 | D.Carpenter 40 yd. Field Goal |
| 4-60, 1:55 | 2:34/3 | J.Hunter 30 yd. pass from T.Taylor (D.Carpenter kick) |
| 8-75, 3:55 | 10:53/4 | L.McCoy 18 yd. run (D.Carpenter kick) |
| 1-27, 0:11 | 10:32/4 | R.Woods 5 yd. pass from T.Taylor (D.Carpenter kick) |
| 7-73, 3:25 | 5:40/4 | M.Gillislee 44 yd. run (D.Carpenter kick) |

10/23 at MIA

| Drive | Time/Quarter | Result |
|-------------|--------------|--|
| 6-20, 1:59 | 0:49/1 | D.Carpenter 29 yd. Field Goal |
| 7-40, 2:50 | 11:47/2 | T.Taylor 10 yd. run (D.Carpenter kick) |
| 1-67, 0:09 | 5:51/3 | M.Goodwin 67 yd. pass from T.Taylor (D.Carpenter kick) |
| 13-75, 2:10 | 0:14/4 | R.Bush 1 yd. run (T.Taylor-R.Bush pass) |

10/30 vs NE

| Drive | Time/Quarter | Result |
|-------------|--------------|-------------------------------|
| 10-70, 3:55 | 11:05/1 | D.Carpenter 23 yd. Field Goal |

5-59, 2:14
13-75, 6:03
6-66, 1:56

6:26/2
7:57/3
0:30/4

M.Gillislee 3 yd. run (D.Carpenter kick)
T.Taylor 26 yd. run (D.Carpenter kick)
J.Williams 1 yd. run (E.Manuel-N.O'Leary pass)

11/7 at SEA

Drive
1-3, 0:04
17-75, 10:00
12-62, 5:22
13-82, 6:49

Time/Quarter
13:32/1
2:21/1
9:32/2
14:26/4

Result
T.Taylor 3 yd. run (D.Carpenter kick)
J.Hunter 5 yd. pass from T.Taylor (D.Carpenter kick)
D.Carpenter 31 yd. Field Goal
M.Gillislee 1 yd. run (T.Taylor run)

11/20 at CIN

Drive
8-75, 4:23
4-5, 2:05
8-32, 4:35
15-88, 8:12

Time/Quarter
8:52/1
2:34/2
10:25/3
12:05/4

Result
L.McCoy 7 yd. run (D.Carpenter kick)
D.Carpenter 26 yd. Field Goal
D.Carpenter 54 yd. Field Goal
D.Carpenter 20 yd. Field Goal

11/27 vs JAX

Drive
5-22, 1:04
1-75, 0:13
4-75, 1:34
8-76, 4:06

Time/Quarter
0:20/2
14:47/3
3:00/3
10:46/4

Result
L.McCoy 7 yd. run (kick failed, wl)
L.McCoy 75 yd. run (D.Carpenter kick)
T.Taylor 7 yd. run (D.Carpenter kick)
J.Hunter 16 yd. pass from T.Taylor (L.McCoy run)

12/4 at OAK

Drive
10-72, 4:10
11-80, 6:07
2-66, 0:57
10-54, 4:10

Time/Quarter
8:02/1
13:28/2
14:03/3
9:01/3

Result
D.Carpenter 27 yd. Field Goal
M.Gillislee 1 yd. run (D.Carpenter kick)
T.Taylor 12 yd. run (D.Carpenter kick)
M.Gillislee 2 yd. run (D.Carpenter kick)

12/11 vs PIT

Drive
3-7, 1:27
5-82, 2:30
8-75, 2:13

Time/Quarter
7:07/2
7:27/4
1:25/4

Result
S.Watkins 8 yd. pass from T.Taylor (D.Carpenter kick)
C.Clay 40 yd. pass from T.Taylor (kick failed, hlu)
L.McCoy 3 yd. run (D.Carpenter kick)

12/18 vs CLE

Drive
7-44, 3:06
8-74, 3:50
13-91, 7:29
6-75, 3:08
8-75, 3:54
7-34, 4:00

Time/Quarter
10:14/1
0:00/1
0:34/2
5:50/3
12:38/4
7:21/4

Result
D.Carpenter 21 yd. Field Goal
M.Gillislee 3 yd. run (D.Carpenter kick)
C.Clay 19 yd. pass from T.Taylor
L.McCoy 3 yd. run (D.Carpenter kick)
L.McCoy 8 yd. run (kick failed, wr)
D.Carpenter 34 yd. Field Goal

12/24 vs MIA

Drive
6-79, 2:45
10-77, 5:19
4-48, 2:02
11-54, 4:24
10-89, 2:40

Time/Quarter
5:06/2
6:46/3
1:12/3
5:51/4
1:20/4

Result
S.Watkins 38 yd. pass from T.Taylor (D.Carpenter kick)
L.McCoy 19 yd. run (D.Carpenter kick)
C.Clay 18 yd. pass from T.Taylor (D.Carpenter kick)
D.Carpenter 28 yd. Field Goal
C.Clay 7 yd. pass from T.Taylor (D.Carpenter kick)

2016 GAME-BY-GAME TEAM OFFENSE

| Date | Game | 1ST DOWNS | | | | 3rd DOWNS | | | TOTAL OFFENSE | | | RUSHING | | | PASSING | | | | | | ----TDs---- | | | | PAT | | PAT | | PAT | | PUNTING | | | | | | | | | | | |
|--------------------|-------|------------|------------|------------|-----------|------------|-----------|--------------|---------------|------------|------------|-------------|------------|------------|-------------|-----------|------------|-------------|------------|------------|-------------|------------|-----------|-----------|----------|-----------|-----------|----------|----------|----------|----------|----------|----------|----------|-----------|----------|-----------|----------|-----------|----------|-------------|-------------|
| | | TOT | R | P | Pn | Att | Cnv | PCT | Yds | Ply | Avg | Yds | Ply | Avg | Net | Sk | Lst | Gr | Att | Com | In | PTS | R | P | S/D | KICK | RUSH | PASS | FG | Saf | No - | Yds | Avg | | | | | | | | | |
| S 11 | @ BAL | 11 | 5 | 5 | 1 | 13 | 3 | 23.1% | 160 | 48 | 3.3 | 65 | 24 | 2.7 | 95 | 2 | 16 | 111 | 22 | 15 | 0 | 7 | 1 | 0 | 0 | 1 | 1 | 0 | 0 | 0 | 0 | 0 | 0 | 0 | 0 | 0 | 7 | - | 313 | 44.7 | | |
| S 15 | v NYJ | 16 | 6 | 9 | 1 | 10 | 3 | 30.0% | 393 | 50 | 7.9 | 86 | 19 | 4.5 | 307 | 0 | 0 | 307 | 31 | 19 | 1 | 31 | 0 | 3 | 1 | 4 | 4 | 0 | 0 | 0 | 0 | 0 | 0 | 1 | 1 | 0 | 3 | - | 118 | 39.3 | | |
| S 25 | v ARI | 16 | 11 | 5 | 0 | 13 | 4 | 30.8% | 296 | 61 | 4.9 | 208 | 32 | 6.5 | 88 | 4 | 31 | 119 | 25 | 14 | 1 | 33 | 3 | 0 | 1 | 3 | 4 | 0 | 0 | 0 | 0 | 0 | 2 | 2 | 0 | 5 | - | 178 | 35.6 | | | |
| O 2 | @ NE | 24 | 7 | 15 | 2 | 15 | 7 | 46.7% | 378 | 73 | 5.2 | 134 | 32 | 4.2 | 244 | 2 | 2 | 246 | 39 | 27 | 0 | 16 | 0 | 0 | 1 | 1 | 1 | 0 | 0 | 0 | 0 | 3 | 4 | 0 | 4 | - | 163 | 40.8 | | | | |
| O 9 | @ LA | 15 | 8 | 6 | 1 | 12 | 4 | 33.3% | 305 | 52 | 5.9 | 193 | 27 | 7.1 | 112 | 2 | 12 | 124 | 23 | 12 | 0 | 30 | 1 | 2 | 1 | 3 | 4 | 0 | 0 | 0 | 0 | 1 | 1 | 0 | 6 | - | 276 | 46.0 | | | | |
| O 16 | v SF | 29 | 16 | 10 | 3 | 13 | 8 | 61.5% | 492 | 74 | 6.6 | 313 | 44 | 7.1 | 179 | 3 | 0 | 179 | 27 | 16 | 0 | 45 | 4 | 2 | 0 | 6 | 6 | 0 | 0 | 0 | 0 | 1 | 1 | 0 | 3 | - | 152 | 50.7 | | | | |
| O 23 | @ MIA | 16 | 4 | 9 | 3 | 13 | 3 | 23.1% | 267 | 54 | 4.9 | 67 | 22 | 3.0 | 200 | 4 | 21 | 221 | 28 | 14 | 0 | 25 | 2 | 1 | 0 | 2 | 2 | 0 | 0 | 1 | 1 | 1 | 1 | 0 | 7 | - | 316 | 45.1 | | | | |
| O 30 | v NE | 25 | 8 | 11 | 6 | 13 | 4 | 30.8% | 376 | 68 | 5.5 | 167 | 26 | 6.4 | 209 | 2 | 9 | 218 | 40 | 20 | 0 | 25 | 3 | 0 | 0 | 2 | 2 | 0 | 0 | 1 | 1 | 1 | 2 | 0 | 3 | - | 131 | 43.7 | | | | |
| N 7 | @ SEA | 30 | 11 | 16 | 3 | 17 | 12 | 70.6% | 425 | 82 | 5.2 | 162 | 38 | 4.3 | 263 | 5 | 26 | 289 | 39 | 27 | 1 | 25 | 2 | 1 | 0 | 2 | 2 | 1 | 1 | 0 | 0 | 1 | 2 | 0 | 3 | - | 98 | 32.7 | | | | |
| N 20 | @ CIN | 20 | 12 | 7 | 1 | 12 | 3 | 25.0% | 342 | 63 | 5.4 | 183 | 34 | 5.4 | 159 | 2 | 7 | 166 | 27 | 19 | 1 | 16 | 1 | 0 | 0 | 1 | 1 | 0 | 0 | 0 | 3 | 3 | 0 | 5 | - | 192 | 38.4 | | | | | |
| N 27 | v JAX | 15 | 6 | 7 | 2 | 12 | 5 | 41.7% | 304 | 52 | 5.8 | 153 | 29 | 5.3 | 151 | 5 | 15 | 166 | 18 | 12 | 0 | 28 | 3 | 1 | 0 | 2 | 3 | 1 | 1 | 0 | 0 | 0 | 0 | 0 | 6 | - | 264 | 44.0 | | | | |
| D 4 | @ OAK | 24 | 11 | 12 | 1 | 15 | 9 | 60.0% | 382 | 69 | 5.5 | 212 | 30 | 7.1 | 170 | 4 | 21 | 191 | 35 | 18 | 1 | 24 | 3 | 0 | 0 | 3 | 3 | 0 | 0 | 0 | 0 | 1 | 1 | 0 | 5 | - | 199 | 39.8 | | | | |
| D 11 | v PIT | 14 | 4 | 9 | 1 | 9 | 3 | 33.3% | 275 | 48 | 5.7 | 67 | 18 | 3.7 | 208 | 5 | 20 | 228 | 25 | 15 | 1 | 20 | 1 | 2 | 0 | 2 | 3 | 0 | 0 | 0 | 0 | 0 | 0 | 0 | 6 | - | 270 | 45.0 | | | | |
| D 18 | v CLE | 29 | 16 | 12 | 1 | 9 | 4 | 44.4% | 451 | 66 | 6.8 | 280 | 40 | 7.0 | 171 | 1 | 3 | 174 | 25 | 17 | 0 | 33 | 3 | 1 | 0 | 3 | 4 | 0 | 0 | 0 | 0 | 2 | 2 | 0 | 2 | - | 90 | 45.0 | | | | |
| D 24 | v MIA | 30 | 14 | 15 | 1 | 18 | 8 | 44.4% | 589 | 90 | 6.5 | 272 | 49 | 5.6 | 317 | 2 | 12 | 329 | 39 | 26 | 0 | 31 | 1 | 3 | 0 | 4 | 4 | 0 | 0 | 0 | 0 | 1 | 3 | 0 | 4 | - | 169 | 42.3 | | | | |
| J 1 | @ NYJ | | | | | | | | | | | | | | | | | | | | | | | | | | | | | | | | | | | | | | | | | |
| 2016 TOTALS | | 314 | 139 | 148 | 27 | 194 | 80 | 41.2% | 5435 | 950 | 5.7 | 2562 | 464 | 5.5 | 2873 | 43 | 195 | 3068 | 443 | 271 | 6 | 389 | 28 | 16 | 4 | 39 | 44 | 2 | - | 2 | - | 2 | - | 2 | 18 | - | 24 | 0 | 69 | - | 2929 | 42.4 |
| AVG. PER GAME | | 20.9 | 9.3 | 9.9 | 1.8 | 12.6 | 5.0 | 41.2% | 362.3 | 63.3 | 5.7 | 170.8 | 30.9 | 5.5 | 191.5 | 2.9 | 13.0 | 204.5 | 29.5 | 18.1 | 0.4 | 25.9 | 2.8 | 1.6 | 4.0 | 39.0 | 4.4 | 2.2 | 2.2 | 2.2 | 1.8 | 24.0 | 0.0 | 4.6 | 29.3 | 42.4 | | | | | | |

| Date | Game |
|--------------------|-------|
| S 11 | @ BAL |
| S 15 | v NYJ |
| S 25 | v ARI |
| O 2 | @ NE |
| O 9 | @ LA |
| O 16 | v SF |
| O 23 | @ MIA |
| O 30 | v NE |
| N 7 | @ SEA |
| N 20 | @ CIN |
| N 27 | v JAX |
| D 4 | @ OAK |
| D 11 | v PIT |
| D 18 | v CLE |
| D 24 | v MIA |
| J 1 | @ NYJ |
| 2016 TOTALS | |
| AVG. PER GAME | |

| PUNT RET. | | |
|---------------|----------|------------|
| No - | Yds | |
| 1 | - | 21 |
| 1 | - | 8 |
| 2 | - | 39 |
| 3 | - | 18 |
| 2 | - | -2 |
| 2 | - | 16 |
| 1 | - | 30 |
| 1 | - | 2 |
| 2 | - | 13 |
| 3 | - | 33 |
| 2 | - | 43 |
| 0 | - | 0 |
| 1 | - | 0 |
| 4 | - | 46 |
| 1 | - | 23 |
| 26 | - | 290 |
| AVG. PER GAME | | |

| KO RET. | |
|---------------|--------------|
| No - | Yds |
| 1 | - 13 |
| 5 | - 125 |
| 3 | - 38 |
| 0 | - 0 |
| 4 | - 90 |
| 0 | - 0 |
| 3 | - 63 |
| 3 | - 68 |
| 1 | - 13 |
| 2 | - 66 |
| 1 | - 25 |
| 4 | - 83 |
| 3 | - 48 |
| 3 | - 62 |
| 3 | - 54 |
| 36 | - 748 |
| AVG. PER GAME | |

| FUM | |
|---------------|------------|
| No - | Lst |
| 0 | - 0 |
| 1 | - 0 |
| 3 | - 0 |
| 0 | - 0 |
| 1 | - 0 |
| 3 | - 2 |
| 0 | - 0 |
| 2 | - 0 |
| 0 | - 0 |
| 1 | - 0 |
| 1 | - 1 |
| 0 | - 0 |
| 0 | - 0 |
| 1 | - 0 |
| 13 | - 3 |
| AVG. PER GAME | |

| PEN | |
|---------------|--------------|
| No - | Yds |
| 8 | - 89 |
| 6 | - 59 |
| 9 | - 75 |
| 6 | - 60 |
| 7 | - 60 |
| 7 | - 71 |
| 6 | - 45 |
| 12 | - 84 |
| 11 | - 115 |
| 9 | - 75 |
| 6 | - 31 |
| 8 | - 73 |
| 7 | - 46 |
| 5 | - 42 |
| 5 | - 35 |
| 112 | - 960 |
| AVG. PER GAME | |

| Poss. Time |
|--------------|
| 27:07 |
| 20:48 |
| 26:00 |
| 36:11 |
| 24:26 |
| 35:11 |
| 22:58 |
| 30:09 |
| 40:17 |
| 32:11 |
| 26:25 |
| 30:15 |
| 21:19 |
| 34:19 |
| 40:33 |
| 29:25 |

2016 GAME-BY-GAME RUSHING

Shaded rows indicates games started

| | | 25 LeSEAN McCOY | | | | | 5 TYROD TAYLOR | | | | | 35 MIKE GILLISLEE | | | | | 31 JONATHAN WILLIAMS | | | | | |
|-------------|-------|------------------|------|-----|----|----|----------------|------|------|----|----|-------------------|-----|-------|----|----|----------------------|-----|-----|----|----|--|
| Date | Game | Att | Yds | Avg | LG | TD | Att | Yds | Avg | LG | TD | Att | Yds | Avg | LG | TD | Att | Yds | Avg | LG | TD | |
| S 11 | @ BAL | 16 | 58 | 3.6 | 16 | 1 | 5 | 11 | 2.2 | 6 | 0 | | | | | | | | | | | |
| S 15 | v NYJ | 15 | 59 | 3.9 | 24 | 0 | 2 | 25 | 12.5 | 15 | 0 | | | | | | | | | | | |
| S 25 | v ARI | 17 | 110 | 6.5 | 24 | 2 | 9 | 76 | 8.4 | 49 | 1 | 3 | 20 | 6.7 | 8 | 0 | 3 | 2 | 0.7 | 1 | 0 | |
| O 2 | @ NE | 19 | 70 | 3.7 | 9 | 0 | 5 | 28 | 5.6 | 14 | 0 | 6 | 30 | 5.0 | 16 | 0 | | | | | | |
| O 9 | @ LA | 18 | 150 | 8.3 | 53 | 0 | 5 | 28 | 5.6 | 22 | 0 | 2 | 6 | 3.0 | 5 | 1 | | | | | | |
| O 16 | v SF | 19 | 140 | 7.4 | 38 | 3 | 8 | 68 | 8.5 | 21 | 0 | 6 | 61 | 10.2 | 44 | 1 | 5 | 21 | 4.2 | 7 | 0 | |
| O 23 | @ MIA | 8 | 11 | 1.4 | 4 | 0 | 7 | 35 | 5.0 | 10 | 1 | 5 | 20 | 4.0 | 20 | 0 | | | | | | |
| O 30 | v NE | --- INACTIVE --- | | | | | 5 | 48 | 9.6 | 26 | 1 | 12 | 85 | 7.083 | 28 | 1 | 5 | 12 | 2.4 | 8 | 1 | |
| N 7 | @ SEA | 21 | 85 | 4.0 | 15 | 0 | 8 | 43 | 5.4 | 16 | 1 | 8 | 32 | 4.0 | 9 | 1 | | | | | | |
| N 20 | @ CIN | 5 | 33 | 6.6 | 21 | 1 | 9 | 39 | 4.3 | 13 | 0 | 14 | 72 | 5.1 | 14 | 0 | 4 | 26 | 6.5 | 9 | 0 | |
| N 27 | v JAX | 19 | 103 | 5.4 | 75 | 2 | 7 | 38 | 5.4 | 11 | 1 | --- INACTIVE --- | | | | | 3 | 12 | 4.0 | 6 | 0 | |
| D 4 | @ OAK | 17 | 130 | 7.6 | 54 | 0 | 3 | 30 | 10.0 | 12 | 1 | 8 | 49 | 6.1 | 29 | 2 | | | | | | |
| D 11 | v PIT | 12 | 27 | 2.3 | 9 | 1 | 3 | 2 | 0.7 | 1 | 0 | 2 | 34 | 17.0 | 22 | 0 | | | | | | |
| D 18 | v CLE | 19 | 153 | 8.1 | 24 | 2 | 7 | 49 | 7.0 | 28 | 0 | 9 | 37 | 4.1 | 8 | 1 | 3 | 10 | 3.3 | 5 | 0 | |
| D 24 | v MIA | 24 | 128 | 5.3 | 19 | 1 | 12 | 60 | 5.0 | 23 | 0 | 11 | 91 | 8.3 | 35 | 0 | | | | | | |
| J 1 | @ NYJ | | | | | | | | | | | | | | | | | | | | | |
| 2016 TOTALS | | 229 | 1257 | 5.5 | 75 | 13 | 95 | 580 | 6.1 | 49 | 6 | 86 | 537 | 6.2 | 44 | 7 | 23 | 83 | 3.6 | 9 | 1 | |
| NFL CAREER | | 1893 | 8944 | 4.7 | 75 | 60 | 226 | 1284 | 5.7 | 49 | 11 | 139 | 825 | 5.9 | 60 | 10 | 23 | 83 | 3.6 | 9 | 1 | |
| w/BUFFALO | | 432 | 2152 | 5.0 | 75 | 16 | 199 | 1148 | 5.8 | 49 | 10 | 133 | 804 | 6.0 | 60 | 10 | 23 | 83 | 3.6 | 9 | 1 | |

| | | 15 BRANDON TATE | | | | | 6 COLTON SCHMIDT | | | | | 3 EJ MANUEL | | | | | 42 JEROME FELTON | | | | | | |
|-------------|-------|------------------|-----|------|----|----|------------------|-----|------|----|----|-------------|-----|-----|----|----|------------------|-----|-----|----|----|--|--|
| Date | Game | Att | Yds | Avg | LG | TD | Att | Yds | Avg | LG | TD | Att | Yds | Avg | LG | TD | Att | Yds | Avg | LG | TD | | |
| S 11 | @ BAL | | | | | | | | | | | | | | | | | | | | | | |
| S 15 | v NYJ | | | | | | | | | | | | | | | | | | | | | | |
| S 25 | v ARI | | | | | | | | | | | | | | | | | | | | | | |
| O 2 | @ NE | 1 | 4 | 4.0 | 4 | 0 | | | | | | | | | | | | | | | | | |
| O 9 | @ LA | | | | | | | | | | | | | | | | | | | | | | |
| O 16 | v SF | | | | | | | | | | | | | | | | | | | | | | |
| O 23 | @ MIA | | | | | | | | | | | | | | | | | | | | | | |
| O 30 | v NE | 1 | 14 | 14 | 14 | 0 | 1 | 16 | 16.0 | 16 | 0 | 3 | 11 | 3.7 | 8 | 0 | | | | | | | |
| N 7 | @ SEA | --- INACTIVE --- | | | | | | | | | | | | | | | | | | | | | |
| N 20 | @ CIN | | | | | | | | | | | | | | | | | | | | | | |
| N 27 | v JAX | | | | | | | | | | | | | | | | | | | | | | |
| D 4 | @ OAK | | | | | | | | | | | | | | | | | | | | | | |
| D 11 | v PIT | | | | | | | | | | | | | | | | | | | | | | |
| D 18 | v CLE | 1 | 30 | 30.0 | 30 | 0 | | | | | | 1 | 11 | 3.7 | 8 | 0 | | | | | | | |
| D 24 | v MIA | | | | | | | | | | | | | | | | | | | | | | |
| J 1 | @ NYJ | | | | | | | | | | | | | | | | | | | | | | |
| 2016 TOTALS | | 3 | 48 | 16.0 | 30 | 0 | 1 | 16 | 16.0 | 16 | 0 | 6 | 14 | 2.3 | 8 | 0 | 7 | 13 | 1.9 | 6 | 1 | | |
| NFL CAREER | | 13 | 142 | 10.9 | 30 | 0 | 2 | 16 | 8.0 | 16 | 0 | 92 | 316 | 3.4 | 19 | 4 | 54 | 178 | 3.3 | 21 | 1 | | |
| w/BUFFALO | | 3 | 48 | 16.0 | 30 | 0 | 2 | 16 | 8.0 | 16 | 0 | 92 | 316 | 3.4 | 19 | 4 | 8 | 15 | 1.9 | 6 | 1 | | |

| | | 11 PERCY HARVIN | | | | | 10 ROBERT WOODS | | | | | 22 REGGIE BUSH | | | | | |
|-------------|-------|-------------------------|-----|------|----|----|-----------------|-----|-----|----|----|----------------|------|------|------|----|---|
| Date | Game | Att | Yds | Avg | LG | TD | Att | Yds | Avg | LG | TD | Att | Yds | Avg | LG | TD | |
| S 11 | @ BAL | --- NOT WITH TEAM --- | | | | | | | | | | | 3 | -4 | -1.3 | 5 | 0 |
| S 15 | v NYJ | --- NOT WITH TEAM --- | | | | | | | | | | | | | | | |
| S 25 | v ARI | --- NOT WITH TEAM --- | | | | | | | | | | | | | | | |
| O 2 | @ NE | --- NOT WITH TEAM --- | | | | | | | | | | | | | | | |
| O 9 | @ LA | --- NOT WITH TEAM --- | | | | | | | | | | | | | | | |
| O 16 | v SF | --- NOT WITH TEAM --- | | | | | | | | | | | | | | | |
| O 23 | @ MIA | --- NOT WITH TEAM --- | | | | | | | | | | | | | | | |
| O 30 | v NE | --- NOT WITH TEAM --- | | | | | | | | | | | | | | | |
| N 7 | @ SEA | | | | | | | | | | | | | | | | |
| N 20 | @ CIN | 1 | 11 | 11.0 | 11 | 0 | | | | | | | | | | | |
| N 27 | v JAX | --- INACTIVE --- | | | | | | | | | | | | | | | |
| D 4 | @ OAK | --- INACTIVE --- | | | | | | | | | | | | | | | |
| D 11 | v PIT | --- INJURED RESERVE --- | | | | | | | | | | | | | | | |
| D 18 | v CLE | --- INJURED RESERVE --- | | | | | | | | | | | | | | | |
| D 24 | v MIA | --- INJURED RESERVE --- | | | | | | | | | | | | | | | |
| J 1 | @ NYJ | | | | | | | | | | | | | | | | |
| 2016 TOTALS | | 1 | 11 | 11.0 | 11 | 0 | 1 | 6 | 6.0 | 6 | 0 | 12 | -3 | -0.3 | 5 | 1 | |
| NFL CAREER | | 146 | 927 | 6.3 | 51 | 5 | 4 | 22 | 5.5 | 13 | 0 | 1286 | 5490 | 4.3 | 76 | 36 | |
| w/BUFFALO | | 6 | 42 | 7.0 | 11 | 0 | 7 | 22 | 3.1 | 13 | 0 | 12 | -3 | -0.3 | 5 | 1 | |

2015 GAME-BY-GAME PASSING (cont.)

| Date | Game | OPPONENTS | | | | | | | | | | |
|-------------|-------|----------------|-----|------|------|------|------|----|-----|-------|-----|-------|
| | | Passer | Att | Comp | Pct. | Yds | LG | TD | INT | Sck / | Yds | Rate |
| S 11 | @ BAL | Flacco | 33 | 22 | 66.7 | 258 | 66 t | 1 | 0 | 4 - | 33 | 100.3 |
| S 15 | v NYJ | Fitzpatrick | 34 | 24 | 70.6 | 374 | 37 | 1 | 0 | 1 - | 4 | 116.5 |
| S 25 | v ARI | Palmer | 50 | 26 | 52.0 | 287 | 25 | 0 | 4 | 5 - | 27 | 36.0 |
| O 2 | @ NE | Brissett | 27 | 17 | 63.0 | 205 | 58 | 0 | 0 | 3 - | 18 | 86.2 |
| O 9 | @ LA | Keenum | 31 | 21 | 67.7 | 271 | 31 | 0 | 2 | 4 - | 28 | 68.1 |
| O 16 | v SF | Kaepernick | 29 | 13 | 44.8 | 187 | 53 t | 1 | 0 | 3 - | 20 | 77.8 |
| O 23 | @ MIA | Tannehill | 25 | 15 | 60.0 | 204 | 66 t | 1 | 0 | 1 - | 6 | 99.4 |
| O 30 | v NE | Brady | 33 | 22 | 66.7 | 315 | 53 t | 4 | 0 | 4 - | 22 | 137.0 |
| | | Garoppolo | 0 | 0 | --- | 0 | 0 | 0 | 0 | 1 - | 8 | --- |
| N 7 | @ SEA | Wilson | 26 | 20 | 76.9 | 282 | 50 | 2 | 0 | 4 - | 37 | 137.0 |
| N 20 | @ CIN | Dalton | 43 | 24 | 55.8 | 207 | 21 | 1 | 2 | 1 - | 0 | 57.0 |
| N 27 | v JAX | Bortles | 26 | 13 | 50.0 | 126 | 24 | 2 | 0 | 2 - | 8 | 89.6 |
| D 4 | @ OAK | Carr | 35 | 19 | 54.3 | 260 | 37 t | 2 | 0 | 0 - | 0 | 97.3 |
| D 11 | v PIT | Roethlisberger | 31 | 17 | 54.8 | 220 | 40 | 0 | 3 | 0 - | 0 | 37.8 |
| D 18 | v CLE | Griffin III | 28 | 17 | 60.7 | 196 | 33 | 0 | 0 | 5 - | 34 | 81.8 |
| D 24 | v MIA | Moore | 30 | 16 | 53.3 | 233 | 56 t | 2 | 1 | 0 - | 0 | 87.2 |
| J 1 | @ NYJ | | | | | | | | | | | |
| 2016 TOTALS | | | 481 | 286 | 59.5 | 3625 | 66 t | 17 | 12 | 38 - | 245 | 84.4 |

2016 GAME-BY-GAME RECEIVING

Shaded rows indicates games started

| | | 85 CHARLES CLAY | | | | |
|-------------|-------|-----------------|-----|------|-----|-----|
| Date | Game | Rec | Yds | Avg | LG | TD |
| S 11 | @ BAL | 2 | 40 | 20.0 | 33 | 0 |
| S 15 | v NYJ | 5 | 27 | 5.4 | 11 | 0 |
| S 25 | v ARI | --- | --- | --- | --- | --- |
| O 2 | @ NE | 5 | 47 | 9.4 | 15 | 0 |
| O 9 | @ LA | 5 | 73 | 14.6 | 29 | 0 |
| O 16 | v SF | 5 | 52 | 10.4 | 20 | 0 |
| O 23 | @ MIA | 2 | 29 | 14.5 | 18 | 0 |
| O 30 | v NE | 2 | 6 | 3.0 | 4 | 0 |
| N 7 | @ SEA | 3 | 9 | 3.0 | 6 | 0 |
| N 20 | @ CIN | 5 | 23 | 4.6 | 6 | 0 |
| N 27 | v JAX | 2 | 17 | 8.5 | 10 | 0 |
| D 4 | @ OAK | --- | --- | --- | --- | --- |
| D 11 | v PIT | 3 | 52 | 17.3 | 40 | t 1 |
| D 18 | v CLE | 7 | 72 | 10.3 | 19 | t 1 |
| D 24 | v MIA | 8 | 85 | 10.6 | 18 | t 2 |
| J 1 | @ NYJ | --- | --- | --- | --- | --- |
| 2016 TOTALS | | 54 | 532 | 9.9 | 40 | t 4 |

| | | | | | |
|------------|-----|------|------|----|-----|
| NFL CAREER | 266 | 2869 | 10.8 | 67 | 21 |
| w/BUFFALO | 105 | 1060 | 10.1 | 40 | t 7 |

| | | 25 LeSEAN McCOY | | | | |
|-------------|-------|-----------------|-----|------|-----|-----|
| Date | Game | Rec | Yds | Avg | LG | TD |
| S 11 | @ BAL | 4 | 12 | 3.0 | 5 | 0 |
| S 15 | v NYJ | 4 | 31 | 7.8 | 10 | 0 |
| S 25 | v ARI | 3 | 6 | 2.0 | 3 | 0 |
| O 2 | @ NE | 6 | 38 | 6.3 | 13 | 1 |
| O 9 | @ LA | 2 | 8 | 4.0 | 5 | 0 |
| O 16 | v SF | 1 | 2 | 2.0 | 2 | 0 |
| O 23 | @ MIA | --- | --- | --- | --- | --- |
| O 30 | v NE | --- | --- | --- | --- | --- |
| N 7 | @ SEA | 4 | 35 | 8.8 | 15 | 0 |
| N 20 | @ CIN | 2 | 12 | 6.0 | 8 | 0 |
| N 27 | v JAX | 2 | 31 | 15.5 | 25 | 0 |
| D 4 | @ OAK | 7 | 61 | 8.7 | 16 | 0 |
| D 11 | v PIT | 6 | 81 | 13.5 | 41 | 0 |
| D 18 | v CLE | 3 | 16 | 5.3 | 14 | 0 |
| D 24 | v MIA | 5 | 17 | 3.4 | 7 | 0 |
| J 1 | @ NYJ | --- | --- | --- | --- | --- |
| 2016 TOTALS | | 49 | 350 | 7.1 | 41 | 1 |

| | | | | | |
|------------|-----|------|-----|----|----|
| NFL CAREER | 381 | 2924 | 7.7 | 70 | 13 |
| w/BUFFALO | 81 | 642 | 7.9 | 41 | 3 |

| | | 10 ROBERT WOODS | | | | |
|-------------|-------|-----------------|-----|------|-----|-----|
| Date | Game | Rec | Yds | Avg | LG | TD |
| S 11 | @ BAL | 4 | 20 | 5.0 | 9 | 0 |
| S 15 | v NYJ | 1 | 10 | 10.0 | 10 | 0 |
| S 25 | v ARI | 6 | 51 | 8.5 | 24 | 0 |
| O 2 | @ NE | 7 | 89 | 12.7 | 23 | 0 |
| O 9 | @ LA | 2 | 26 | 13.0 | 17 | 0 |
| O 16 | v SF | 5 | 44 | 8.8 | 18 | 1 |
| O 23 | @ MIA | --- | --- | --- | --- | --- |
| O 30 | v NE | 4 | 50 | 12.5 | 20 | 0 |
| N 7 | @ SEA | 10 | 162 | 16.2 | 29 | 0 |
| N 20 | @ CIN | 3 | 41 | 13.7 | 24 | 0 |
| N 27 | v JAX | --- | --- | --- | --- | --- |
| D 4 | @ OAK | --- | --- | --- | --- | --- |
| D 11 | v PIT | 1 | 29 | 29.0 | 29 | 0 |
| D 18 | v CLE | 1 | 5 | 5.0 | 5 | 0 |
| D 24 | v MIA | 3 | 43 | 14.3 | 34 | 0 |
| J 1 | @ NYJ | --- | --- | --- | --- | --- |
| 2016 TOTALS | | 47 | 570 | 12.1 | 34 | 1 |

| | | | | | |
|------------|-----|------|------|----|----|
| NFL CAREER | 199 | 2408 | 12.1 | 57 | 12 |
| w/BUFFALO | 199 | 2408 | 12.1 | 57 | 12 |

| | | 88 MARQUISE GOODWIN | | | | |
|-------------|-------|---------------------|-----|------|-----|-----|
| Date | Game | Rec | Yds | Avg | LG | TD |
| S 11 | @ BAL | --- | --- | --- | --- | --- |
| S 15 | v NYJ | 2 | 112 | 56.0 | 84 | t 1 |
| S 25 | v ARI | 1 | 6 | 6.0 | 6 | 0 |
| O 2 | @ NE | 1 | 12 | 12.0 | 12 | 0 |
| O 9 | @ LA | 2 | 13 | 6.5 | 7 | 1 |
| O 16 | v SF | 2 | 22 | 11.0 | 16 | 0 |
| O 23 | @ MIA | 4 | 93 | 23.3 | 67 | t 1 |
| O 30 | v NE | --- | --- | --- | --- | --- |
| N 7 | @ SEA | 4 | 43 | 10.8 | 15 | 0 |
| N 20 | @ CIN | 2 | 15 | 7.5 | 10 | 0 |
| N 27 | v JAX | 2 | 13 | 6.5 | 8 | 0 |
| D 4 | @ OAK | 4 | 35 | 8.8 | 12 | 0 |
| D 11 | v PIT | --- | --- | --- | --- | --- |
| D 18 | v CLE | 3 | 43 | 14.3 | 23 | 0 |
| D 24 | v MIA | 1 | 16 | 16.0 | 16 | 0 |
| J 1 | @ NYJ | --- | --- | --- | --- | --- |
| 2016 TOTALS | | 28 | 423 | 15.1 | 84 | t 3 |

| | | | | | |
|------------|----|-----|------|----|-----|
| NFL CAREER | 48 | 772 | 16.1 | 84 | t 6 |
| w/BUFFALO | 48 | 772 | 16.1 | 84 | t 6 |

| | | 14 SAMMY WATKINS | | | | |
|-------------|-------|------------------|-----|------|-----|-----|
| Date | Game | Rec | Yds | Avg | LG | TD |
| S 11 | @ BAL | 4 | 43 | 10.8 | 19 | 0 |
| S 15 | v NYJ | 2 | 20 | 10.0 | 11 | 0 |
| S 25 | v ARI | --- | --- | --- | --- | --- |
| O 2 | @ NE | --- | --- | --- | --- | --- |
| O 9 | @ LA | --- | --- | --- | --- | --- |
| O 16 | v SF | --- | --- | --- | --- | --- |
| O 23 | @ MIA | --- | --- | --- | --- | --- |
| O 30 | v NE | --- | --- | --- | --- | --- |
| N 7 | @ SEA | --- | --- | --- | --- | --- |
| N 20 | @ CIN | --- | --- | --- | --- | --- |
| N 27 | v JAX | 3 | 80 | 26.7 | 62 | 0 |
| D 4 | @ OAK | 3 | 38 | 12.7 | 16 | 0 |
| D 11 | v PIT | 4 | 54 | 13.5 | 18 | 1 |
| D 18 | v CLE | 1 | 10 | 10.0 | 10 | 0 |
| D 24 | v MIA | 7 | 154 | 22.0 | 53 | 1 |
| J 1 | @ NYJ | --- | --- | --- | --- | --- |
| 2016 TOTALS | | 24 | 399 | 16.6 | 62 | 2 |

| | | | | | |
|------------|-----|------|------|----|----|
| NFL CAREER | 149 | 2428 | 16.3 | 84 | 17 |
| w/BUFFALO | 149 | 2428 | 16.3 | 84 | 17 |

| | | 19 WALTER POWELL | | | | |
|-------------|-------|------------------|-----|------|-----|-----|
| Date | Game | Att | Yds | Avg | LG | TD |
| S 11 | @ BAL | --- | --- | --- | --- | --- |
| S 15 | v NYJ | --- | --- | --- | --- | --- |
| S 25 | v ARI | 3 | 28 | 9.3 | 14 | 0 |
| O 2 | @ NE | 4 | 22 | 5.5 | 11 | 0 |
| O 9 | @ LA | --- | --- | --- | --- | --- |
| O 16 | v SF | --- | --- | --- | --- | --- |
| O 23 | @ MIA | 2 | 23 | 11.5 | 13 | 0 |
| O 30 | v NE | 3 | 59 | 19.7 | 35 | 0 |
| N 7 | @ SEA | 1 | 9 | 9.0 | 9 | 0 |
| N 20 | @ CIN | --- | --- | --- | --- | --- |
| N 27 | v JAX | 1 | 1 | 1.0 | 1 | 0 |
| D 4 | @ OAK | --- | --- | --- | --- | --- |
| D 11 | v PIT | --- | --- | --- | --- | --- |
| D 18 | v CLE | --- | --- | --- | --- | --- |
| D 24 | v MIA | --- | --- | --- | --- | --- |
| J 1 | @ NYJ | --- | --- | --- | --- | --- |
| 2016 TOTALS | | 14 | 142 | 10.1 | 35 | 0 |

| | | | | | |
|------------|----|-----|------|----|---|
| NFL CAREER | 14 | 142 | 10.1 | 35 | 0 |
| w/BUFFALO | 14 | 142 | 10.1 | 35 | 0 |

| | | 17 JUSTIN HUNTER | | | | |
|-------------|-------|------------------|-----|------|-----|-----|
| Date | Game | Rec | Yds | Avg | LG | TD |
| S 11 | @ BAL | --- | --- | --- | --- | --- |
| S 15 | v NYJ | --- | --- | --- | --- | --- |
| S 25 | v ARI | --- | --- | --- | --- | --- |
| O 2 | @ NE | --- | --- | --- | --- | --- |
| O 9 | @ LA | 1 | 4 | 4.0 | 4 | t 1 |
| O 16 | v SF | 1 | 30 | 30.0 | 30 | t 1 |
| O 23 | @ MIA | 2 | 25 | 12.5 | 15 | 0 |
| O 30 | v NE | 1 | 7 | 7.0 | 7 | 0 |
| N 7 | @ SEA | 1 | 5 | 5.0 | 5 | t 1 |
| N 20 | @ CIN | --- | --- | --- | --- | --- |
| N 27 | v JAX | 1 | 16 | 16.0 | 16 | t 1 |
| D 4 | @ OAK | 1 | 22 | 22.0 | 22 | 0 |
| D 11 | v PIT | --- | --- | --- | --- | --- |
| D 18 | v CLE | 1 | 16 | 16.0 | 16 | 0 |
| D 24 | v MIA | --- | --- | --- | --- | --- |
| J 1 | @ NYJ | --- | --- | --- | --- | --- |
| 2016 TOTALS | | 9 | 125 | 13.9 | 30 | t 4 |

| | | | | | |
|------------|----|------|------|----|------|
| NFL CAREER | 77 | 1241 | 16.1 | 75 | t 12 |
| w/BUFFALO | 9 | 125 | 13.9 | 30 | t 4 |

| | | 84 NICK O'LEARY | | | | |
|-------------|-------|-----------------|-----|------|-----|-----|
| Date | Game | Rec | Yds | Avg | LG | TD |
| S 11 | @ BAL | --- | --- | --- | --- | --- |
| S 15 | v NYJ | --- | --- | --- | --- | --- |
| S 25 | v ARI | 1 | 28 | 28.0 | 28 | 0 |
| O 2 | @ NE | 2 | 20 | 10.0 | 17 | 0 |
| O 9 | @ LA | --- | --- | --- | --- | --- |
| O 16 | v SF | 2 | 29 | 14.5 | 23 | 0 |
| O 23 | @ MIA | 1 | 7 | 7.0 | 7 | 0 |
| O 30 | v NE | 1 | 10 | 10.0 | 10 | 0 |
| N 7 | @ SEA | --- | --- | --- | --- | --- |
| N 20 | @ CIN | --- | --- | --- | --- | --- |
| N 27 | v JAX | 1 | 8 | 8.0 | 8 | 0 |
| D 4 | @ OAK | --- | --- | --- | --- | --- |
| D 11 | v PIT | 1 | 12 | 12.0 | 12 | 0 |
| D 18 | v CLE | --- | --- | --- | --- | --- |
| D 24 | v MIA | --- | --- | --- | --- | --- |
| J 1 | @ NYJ | --- | --- | --- | --- | --- |
| 2016 TOTALS | | 9 | 114 | 12.7 | 28 | 0 |

| | | | | | |
|------------|----|-----|------|----|---|
| NFL CAREER | 10 | 151 | 15.1 | 37 | 0 |
| w/BUFFALO | 10 | 151 | 15.1 | 37 | 0 |

| | | 15 BRANDON TATE | | | | |
|-------------|-------|-----------------|-----|------|-----|-----|
| Date | Game | Rec | Yds | Avg | LG | TD |
| S 11 | @ BAL | --- | --- | --- | --- | --- |
| S 15 | v NYJ | --- | --- | --- | --- | --- |
| S 25 | v ARI | --- | --- | --- | --- | --- |
| O 2 | @ NE | --- | --- | --- | --- | --- |
| O 9 | @ LA | --- | --- | --- | --- | --- |
| O 16 | v SF | --- | --- | --- | --- | --- |
| O 23 | @ MIA | 2 | 31 | 15.5 | 25 | 0 |
| O 30 | v NE | 2 | 17 | 8.5 | 10 | 0 |
| N 7 | @ SEA | --- | --- | --- | --- | --- |
| N 20 | @ CIN | 2 | 48 | 24.0 | 34 | 0 |
| N 27 | v JAX | 1 | 8 | 8.0 | 8 | 0 |
| D 4 | @ OAK | 1 | 13 | 13.0 | 13 | 0 |
| D 11 | v PIT | --- | --- | --- | --- | --- |
| D 18 | v CLE | --- | --- | --- | --- | --- |
| D 24 | v MIA | --- | --- | --- | --- | --- |
| J 1 | @ NYJ | --- | --- | --- | --- | --- |
| 2016 TOTALS | | 8 | 117 | 14.6 | 34 | 0 |

| | | | | | |
|------------|----|------|------|----|-----|
| NFL CAREER | 65 | 1018 | 15.7 | 65 | t 6 |
| w/BUFFALO | 8 | 117 | 14.6 | 34 | 0 |

| | | 35 MIKE GILLISLEE | | | | |
|-------------|-------|-------------------|-----|------|-----|-----|
| Date | Game | Rec | Yds | Avg | LG | TD |
| S 11 | @ BAL | 1 | -4 | -4.0 | -4 | 0 |
| S 15 | v NYJ | 1 | 18 | 18.0 | 18 | t 1 |
| S 25 | v ARI | --- | --- | --- | --- | --- |
| O 2 | @ NE | 1 | 13 | 13.0 | 13 | 0 |
| O 9 | @ LA | --- | --- | --- | --- | --- |
| O 16 | v SF | --- | --- | --- | --- | --- |
| O 23 | @ MIA | --- | --- | --- | --- | --- |
| O 30 | v NE | 3 | 9 | 3.0 | 6 | 0 |
| N 7 | @ SEA | 2 | 4 | 2.0 | 6 | 0 |
| N 20 | @ CIN | --- | --- | --- | --- | --- |
| N 27 | v JAX | --- | --- | --- | --- | --- |
| D 4 | @ OAK | --- | --- | --- | --- | --- |
| D 11 | v PIT | --- | --- | --- | --- | --- |
| D 18 | v CLE | --- | --- | --- | --- | --- |
| D 24 | v MIA | --- | --- | --- | --- | --- |
| J 1 | @ NYJ | --- | --- | --- | --- | --- |
| 2016 TOTALS | | 8 | 40 | 5.0 | 18 | t 1 |

| | | | | | |
|------------|----|----|-----|----|-----|
| NFL CAREER | 14 | 69 | 4.9 | 18 | t 1 |
| w/BUFFALO | 14 | 69 | 4.9 | 18 | t 1 |

| | | 22 REGGIE BUSH | | | | |
|-------------|-------|----------------|-----|------|-----|-----|
| Date | Game | Rec | Yds | Avg | LG | TD |
| S 11 | @ BAL | --- | --- | --- | --- | --- |
| S 15 | v NYJ | --- | --- | --- | --- | --- |
| S 25 | v ARI | --- | --- | --- | --- | --- |
| O 2 | @ NE | --- | --- | --- | --- | --- |
| O 9 | @ LA | --- | --- | --- | --- | --- |
| O 16 | v SF | --- | --- | --- | --- | --- |
| O 23 | @ MIA | 1 | 13 | 13.0 | 13 | 0 |
| O 30 | v NE | 2 | 34 | 17.0 | 25 | 0 |
| N 7 | @ SEA | 2 | 22 | 11.0 | 14 | 0 |
| N 20 | @ CIN | 2 | 21 | 10.5 | 18 | 0 |
| N 27 | v JAX | --- | --- | --- | --- | --- |
| D 4 | @ OAK | --- | --- | --- | --- | --- |
| D 11 | v PIT | --- | --- | --- | --- | --- |
| D 18 | v CLE | --- | --- | --- | --- | --- |
| D 24 | v MIA | --- | --- | --- | --- | --- |
| J 1 | @ NYJ | --- | --- | --- | --- | --- |
| 2016 TOTALS | | 7 | 90 | 12.9 | 25 | 0 |

2016 GAME-BY-GAME RECEIVING (cont.)

| Date | Game | 11 GREG SALAS | | | | | 11 PERCY HARVIN | | | | | 87 GERALD CHRISTIAN | | | | | 31 JONATHAN WILLIAMS | | | | | | | | |
|-------------|-------|-------------------------------------|-----|------|----|----|-------------------------|-----------------------|------|------|----|------------------------|------------------------|-----|------|------|----------------------|------------------|-----|-----|-----|---|-----|---|---|
| | | Rec | Yds | Avg | LG | TD | Rec | Yds | Avg | LG | TD | Rec | Yds | Avg | LG | TD | Rec | Yds | Avg | LG | TD | | | | |
| S 11 | @ BAL | --- | | | | | --- NOT WITH TEAM --- | | | | | --- PRACTICE SQUAD --- | | | | | --- INACTIVE --- | | | | | | | | |
| S 15 | v NYJ | 4 | 89 | 22.3 | 71 | t | 1 | --- NOT WITH TEAM --- | | | | | --- PRACTICE SQUAD --- | | | | | --- INACTIVE --- | | | | | | | |
| S 25 | v ARI | --- INACTIVE --- | | | | | --- NOT WITH TEAM --- | | | | | --- PRACTICE SQUAD --- | | | | | --- | | | | | | | | |
| O 2 | @ NE | --- INACTIVE --- | | | | | --- NOT WITH TEAM --- | | | | | --- PRACTICE SQUAD --- | | | | | --- | | | | | | | | |
| O 9 | @ LA | --- INJURED RESERVE --- | | | | | --- NOT WITH TEAM --- | | | | | --- | | | | | --- INACTIVE --- | | | | | | | | |
| O 16 | v SF | --- INJURED RESERVE --- | | | | | --- NOT WITH TEAM --- | | | | | --- INACTIVE --- | | | | | --- | | | | | | | | |
| O 23 | @ MIA | --- INJURED RESERVE --- | | | | | --- NOT WITH TEAM --- | | | | | --- NOT WITH TEAM --- | | | | | --- INACTIVE --- | | | | | | | | |
| O 30 | v NE | --- INJURED RESERVE --- | | | | | --- NOT WITH TEAM --- | | | | | --- | | | | | --- | | | | | | | | |
| N 7 | @ SEA | --- WAIVED FROM INJ. RES., 11/4 --- | | | | | --- | | | | | --- INACTIVE --- | | | | | --- | | | | | | | | |
| N 20 | @ CIN | | | | | | 2 | 6 | 3.0 | 5 | 0 | --- | | | | | 1 | | | | | 0 | 0.0 | 0 | 0 |
| N 27 | v JAX | | | | | | --- INACTIVE --- | | | | | --- NOT WITH TEAM --- | | | | | --- | | | | | | | | |
| D 4 | @ OAK | | | | | | --- INACTIVE --- | | | | | 1 | | | | | 14 | 14.0 | 14 | 0 | --- | | | | |
| D 11 | v PIT | | | | | | --- INJURED RESERVE --- | | | | | --- | | | | | --- INACTIVE --- | | | | | | | | |
| D 18 | v CLE | | | | | | --- INJURED RESERVE --- | | | | | --- | | | | | --- INACTIVE --- | | | | | | | | |
| D 24 | v MIA | | | | | | --- INJURED RESERVE --- | | | | | --- | | | | | --- INACTIVE --- | | | | | | | | |
| J 1 | @ NYJ | | | | | | | | | | | | | | | | | | | | | | | | |
| 2016 TOTALS | | 4 | 89 | 22.3 | 71 | t | 1 | 2 | 6 | 3.0 | 5 | 0 | 1 | 14 | 14.0 | 14 | 0 | 1 | 0 | 0.0 | 0 | 0 | | | |
| NFL CAREER | | 50 | 704 | 14.1 | 71 | t | 1 | 353 | 4026 | 11.4 | 53 | t | 22 | 1 | 14 | 14.0 | 14 | 0 | 1 | 0 | 0.0 | 0 | 0 | | |
| w/BUFFALO | | 7 | 130 | 18.6 | 71 | t | 1 | 21 | 224 | 10.7 | 51 | t | 1 | 1 | 14 | 14.0 | 14 | 0 | 1 | 0 | 0.0 | 0 | 0 | | |

2016 GAME-BY-GAME PUNTING

| | | 6 COLTON SCHMIDT | | | | | | | | | | | | | | | |
|-------------|-------|------------------|-------|------|------|----|-----|----------------|-------|----|-----|----------------|----------------|----------------|----------------|----|----|
| Date | Game | No | Gross | | Net | | Ret | | In 20 | LG | Blk | Punt Sequence | | | | | |
| | | | Yds | Avg | Avg. | TB | Yds | Outcome/Return | | | | Outcome/Return | Outcome/Return | Outcome/Return | Outcome/Return | | |
| S 11 | @ BAL | 7 | 313 | 44.7 | 41.7 | 1 | 1 | 3 | 50 | 0 | 50 | 39 | 49 | 46 | 49 | 37 | 43 |
| | | | | | | | | | | | 8 | ob | ob | fc | tb | ob | -7 |
| S 15 | v NYJ | 3 | 118 | 39.3 | 39.3 | 0 | 0 | 1 | 45 | 0 | 33 | 40 | 45 | | | | |
| | | | | | | | | | | | d | ob | fc | | | | |
| S 25 | v ARI | 5 | 178 | 35.6 | 33.2 | 0 | 12 | 1 | 45 | 0 | 45 | 39 | 26 | 43 | 25 | | |
| | | | | | | | | | | | 12 | fc | ob | d | fc | | |
| O 2 | @ NE | 4 | 163 | 40.8 | 39.8 | 0 | 4 | 0 | 48 | 0 | 43 | 48 | 35 | 37 | | | |
| | | | | | | | | | | | 5 | -1 | 0 | 0 | | | |
| O 9 | @ LA | 6 | 276 | 46.0 | 45.7 | 0 | 2 | 4 | 58 | 0 | 45 | 52 | 58 | 39 | 32 | 50 | |
| | | | | | | | | | | | ob | 5 | ob | -3 | d | ob | |
| O 16 | v SF | 3 | 152 | 50.7 | 40.0 | 1 | 12 | 1 | 54 | 0 | 54 | 49 | 49 | | | | |
| | | | | | | | | | | | 12 | ob | tb | | | | |
| O 23 | @ MIA | 7 | 316 | 45.1 | 41.1 | 0 | 28 | 2 | 57 | 0 | 45 | 27 | 47 | 43 | 43 | 57 | 54 |
| | | | | | | | | | | | 0 | ob | 8 | 3 | d | 8 | 9 |
| O 30 | v NE | 3 | 131 | 43.7 | 37.3 | 0 | 19 | 1 | 56 | 0 | 33 | 42 | 56 | | | | |
| | | | | | | | | | | | ob | 9 | 10 | | | | |
| N 7 | @ SEA | 3 | 98 | 32.7 | 26.0 | 0 | 20 | 1 | 36 | 0 | 35 | 36 | 27 | | | | |
| | | | | | | | | | | | 22 | -2 | ob | | | | |
| N 20 | @ CIN | 5 | 192 | 38.4 | 33.8 | 0 | 23 | 3 | 50 | 0 | 50 | 39 | 33 | 46 | 24 | | |
| | | | | | | | | | | | fc | 10 | d | 13 | ob | | |
| N 27 | v JAX | 6 | 264 | 44.0 | 40.0 | 0 | 24 | 0 | 57 | 0 | 47 | 52 | 29 | 36 | 43 | 57 | |
| | | | | | | | | | | | 0 | 10 | fc | ob | d | 14 | |
| D 4 | @ OAK | 5 | 199 | 39.8 | 36.4 | 0 | 17 | 1 | 48 | 0 | 33 | 44 | 35 | 39 | 48 | | |
| | | | | | | | | | | | ob | ob | 17 | ob | 0 | | |
| D 11 | v PIT | 6 | 270 | 45.0 | 37.0 | 1 | 28 | 1 | 55 | 0 | 44 | 41 | 32 | 55 | 52 | 46 | |
| | | | | | | | | | | | 11 | 0 | ob | tb | 0 | 17 | |
| D 18 | v CLE | 2 | 90 | 45.0 | 33.5 | 0 | 23 | 0 | 48 | 0 | 42 | 48 | | | | | |
| | | | | | | | | | | | 12 | 11 | | | | | |
| D 24 | v MIA | 4 | 169 | 42.3 | 36.0 | 0 | 25 | 1 | 48 | 0 | 41 | 36 | 48 | 44 | | | |
| | | | | | | | | | | | d | 9 | 16 | fc | | | |
| J 1 | @ NYJ | | | | | | | | | | | | | | | | |
| 2015 TOTALS | | 69 | 2929 | 42.4 | 38.1 | 3 | 238 | 20 | 58 | 0 | | | | | | | |
| NFL CAREER | | 237 | 10418 | 44.0 | 39.4 | 12 | 837 | 73 | 67 | 0 | | | | | | | |
| w/BUFFALO | | 237 | 10418 | 44.0 | 39.4 | 12 | 837 | 73 | 67 | 0 | | | | | | | |

2016 GAME-BY-GAME KICKING

| | | 2 DAN CARPENTER | | | | | | | | | | 4 J. GAY | | | 6 C.SCHMIDT | | |
|--------------------|-------|-----------------|------------|------------|------------|------------|-----------|---------------------|------------|------------|-----------|------------------------|-----------|----------|-------------|----------|----------|
| Date | Game | Pts. | ---PAT--- | | ---FG--- | | LG | FG Sequence | KO | EZ | TB | KO | EZ | TB | KO | EZ | TB |
| | | | Made | Att | Made | Att | | | | | | | | | | | |
| S 11 | @ BAL | 1 | 1 | 1 | 0 | 1 | -- | 49wr | | | | 2 | 2 | 0 | | | |
| S 15 | v NYJ | 7 | 4 | 4 | 1 | 1 | 39 | 39G | 6 | 1 | 1 | --- INACTIVE --- | | | | | |
| S 25 | v ARI | 9 | 3 | 4 | 2 | 2 | 45 | 19G, 45G | | | | 7 | 6 | 5 | 1 | 0 | 0 |
| O 2 | @ NE | 10 | 1 | 1 | 3 | 4 | 44 | 34G, 43G, 47lu, 44G | 5 | 5 | 3 | --- RELEASED, 9/27 --- | | | | | |
| O 9 | @ LA | 6 | 3 | 4 | 1 | 1 | 23 | 23G | 5 | 4 | 1 | | | | | | |
| O 16 | v SF | 9 | 6 | 6 | 1 | 1 | 40 | 40G | 8 | 5 | 4 | | | | | | |
| O 23 | @ MIA | 5 | 2 | 2 | 1 | 1 | 29 | 29G | 5 | 2 | 1 | | | | | | |
| O 30 | v NE | 5 | 2 | 2 | 1 | 2 | 23 | 23G, 49ru | 5 | 2 | 1 | | | | | | |
| N 7 | @ SEA | 5 | 2 | 2 | 1 | 2 | 31 | 31G, 54wr | 5 | 3 | 2 | | | | | | |
| N 20 | @ CIN | 10 | 1 | 1 | 3 | 3 | 54 | 26G, 54G, 20G | 5 | 3 | 2 | --- SIGNED 11/26 --- | | | | | |
| N 27 | v JAX | 2 | 2 | 3 | 0 | 0 | -- | --- | | | | 5 | 3 | 2 | | | |
| D 4 | @ OAK | 6 | 3 | 3 | 1 | 2 | 27 | 27G | 5 | 5 | 4 | --- RELEASED, 12/3 --- | | | | | |
| D 11 | v PIT | 2 | 2 | 3 | 0 | 0 | -- | --- | 4 | 2 | 1 | | | | | | |
| D 18 | v CLE | 9 | 3 | 4 | 2 | 2 | 34 | 21G, 34G | 7 | 3 | 2 | | | | | | |
| D 24 | v MIA | 7 | 4 | 4 | 1 | 3 | 28 | 46wr, 28G, 45wr | 6 | 5 | 4 | | | | | | |
| J 1 | @ NYJ | | | | | | | | | | | | | | | | |
| 2016 TOTALS | | 93 | 39 | 44 | 18 | 25 | 54 | | 66 | 40 | 26 | 14 | 11 | 7 | 1 | 0 | 0 |
| | | | | 88.6% | | 72.0% | | | | | | | | | | | |
| NFL CAREER | | 995 | 290 | 303 | 235 | 281 | 60 | | 510 | 157 | | 172 | 99 | | 3 | 0 | 0 |
| | | | | 95.7% | | 83.6% | | | | | | | | | | | |
| W/BUFFALO | | 460 | 136 | 148 | 108 | 126 | 55 | | 153 | 60 | | 172 | 99 | | | | |
| | | | | 91.9% | | 85.7% | | | | | | | | | | | |

| | | OPPONENTS | | | | | | | | | | | | | | | |
|--------------------|-------|------------|-----------|-----------|-----------|-----------|-----------|--------------------|------------|-----------|-----------|-----------|----|----|----|--|--|
| Date | Game | Pts. | ---PAT--- | | ---FG--- | | LG | FG Sequence | Kicker | KO | EZ | TB | KO | EZ | TB | | |
| | | | Made | Att | Made | Att | | | | | | | | | | | |
| S 11 | @ BAL | 7 | 1 | 1 | 2 | 2 | 50 | 50G, 37G | Tucker | 4 | 3 | 3 | | | | | |
| S 15 | v NYJ | 13 | 4 | 4 | 3 | 3 | 36 | 28G, 29G, 36G | Folk | 8 | 5 | 3 | | | | | |
| S 25 | v ARI | 4 | 1 | 2 | 1 | 1 | 60 | 60G | Catanzaro | 4 | 2 | 1 | | | | | |
| O 2 | @ NE | 0 | 0 | 0 | 0 | 0 | -- | 48wr | Gostkowski | 1 | 1 | 1 | | | | | |
| O 9 | @ LA | 13 | 1 | 1 | 4 | 4 | 54 | 37G, 32G, 54G, 22G | Zuerlein | 6 | 5 | 2 | | | | | |
| O 16 | v SF | 10 | 1 | 1 | 3 | 3 | 48 | 33G, 48G, 47G | Dawson | | | | | | | | |
| O 23 | @ MIA | 8 | 2 | 2 | 2 | 2 | 36 | 36G, 33G | Pinion | 5 | 5 | 5 | | | | | |
| O 30 | v NE | 11 | 5 | 5 | 2 | 2 | 51 | 51G, 32G | Franks | 6 | 4 | 3 | | | | | |
| N 7 | @ SEA | 7 | 4 | 4 | 1 | 1 | 49 | 49G | Gostkowski | 7 | 5 | 4 | | | | | |
| N 20 | @ CIN | 0 | 0 | 2 | 0 | 0 | -- | --- | Hauschka | 6 | 6 | 5 | | | | | |
| N 27 | v JAX | 4 | 4 | 4 | 0 | 0 | -- | --- | Nugent | 3 | 3 | 1 | | | | | |
| D 4 | @ OAK | 12 | 3 | 3 | 3 | 3 | 47 | 47G, 41G, 47G | Myers | 4 | 4 | 3 | | | | | |
| D 11 | v PIT | 9 | 3 | 3 | 2 | 2 | 39 | 37G, 39G | Janikowski | 7 | 5 | 3 | | | | | |
| D 18 | v CLE | 7 | 1 | 1 | 2 | 2 | 40 | 35G, 40G | Boswell | 6 | 5 | 3 | | | | | |
| D 24 | v MIA | 10 | 4 | 4 | 2 | 3 | 55 | 46lu, 55G, 27G | Parkey | 4 | 1 | 1 | | | | | |
| J 1 | @ NYJ | | | | | | | | Franks | 7 | 4 | 4 | | | | | |
| 2016 TOTALS | | 115 | 34 | 37 | 27 | 28 | 60 | | | 78 | 58 | 42 | | | | | |
| | | | | 91.9% | | 96.4% | | | | | | | | | | | |

2016 GAME-BY-GAME PUNT RETURNS

| Date | Game | 15 BRANDON TATE | | | | | | 22 REGGIE BUSH | | | | | | 19 WALTER POWELL | | | | | |
|-------------|-------|------------------|------|------|----|----|----|----------------|-----|-----|----|----|----|------------------|-----|------|----|----|----|
| | | No | Yds | Avg | LG | FC | TD | No | Yds | Avg | LG | FC | TD | No | Yds | Avg | LG | FC | TD |
| S 11 | @ BAL | 1 | 21 | 21.0 | 21 | 0 | 0 | | | | | | | | | | | | |
| S 15 | v NYJ | 1 | 8 | 8.0 | 8 | 1 | 0 | | | | | | | | | | | | |
| S 25 | v ARI | 2 | 39 | 19.5 | 31 | 0 | 0 | | | | | | | | | | | | |
| O 2 | @ NE | 3 | 18 | 6.0 | 18 | 2 | 0 | | | | | | | | | | | | |
| O 9 | @ LA | 2 | -2 | -1.0 | 0 | 0 | 0 | | | | | | | | | | | | |
| O 16 | v SF | 2 | 16 | 8.0 | 13 | 1 | 0 | | | | | | | | | | | | |
| O 23 | @ MIA | 1 | 30 | 30.0 | 30 | 2 | 0 | | | | | | | | | | | | |
| O 30 | v NE | 1 | 2 | 2.0 | 2 | 1 | 0 | | | | | | | | | | | | 1 |
| N 7 | @ SEA | --- INACTIVE --- | | | | | | 2 | 13 | 6.5 | 13 | 1 | 0 | | | | | | |
| N 20 | @ CIN | 3 | 33 | 11.0 | 20 | 2 | 0 | | | | | | | | | | | | |
| N 27 | v JAX | 2 | 43 | 21.5 | 43 | 1 | 0 | | | | | | | | | | | | |
| D 4 | @ OAK | | | | | | 1 | | | | | | | | | | | | |
| D 11 | v PIT | 1 | 0 | 0.0 | 0 | 0 | 0 | | | | | | | | | | | | |
| D 18 | v CLE | 4 | 46 | 11.5 | 29 | 0 | 0 | | | | | | | | | | | | |
| D 24 | v MIA | 1 | 23 | 23.0 | 23 | 1 | 0 | | | | | | | | | | | | |
| J 1 | @ NYJ | | | | | | | | | | | | | | | | | | |
| 2016 TOTALS | | 24 | 277 | 11.5 | 43 | 12 | 0 | 2 | 13 | 6.5 | 13 | 2 | 0 | 0 | 0 | --- | 0 | 1 | 0 |
| NFL CAREER | | 178 | 1692 | 9.5 | 56 | 81 | 1 | 102 | 794 | 7.8 | 71 | 19 | 4 | 13 | 64 | 4.9 | 16 | 4 | 0 |
| w/BUFFALO | | 24 | 277 | 11.5 | 43 | 12 | 0 | 2 | 13 | 6.5 | 13 | 2 | 0 | 1 | 16 | 16.0 | 16 | 2 | 0 |

2016 GAME-BY-GAME DEFENSIVE STATS (LINEBACKERS)

Shaded rows indicates games started

| | | 49 BRYSON ALBRIGHT | | | | | | | | | | 50 RAMON HUMBER | | | | | | | | | | 51 BRANDON SPIKES | | | | | | | | | | |
|-------------|-------|------------------------|----|----|-------|-----|-----|-----|----|----|----|-----------------|----|----|-------|------|-----|-----|----|----|----|----------------------|-----|-----|-------|-----|-----|-----|----|----|----|---|
| Date | Game | TT | UT | AT | Sacks | Yds | Int | Yds | TD | FF | FR | TT | UT | AT | Sacks | Yds | Int | Yds | TD | FF | FR | TT | UT | AT | Sacks | Yds | Int | Yds | TD | FF | FR | |
| S 11 | @ BAL | --- INACTIVE --- | | | | | | | | | | 0 0 0 | | | | | | | | | | 0 0 0 | | | | | | | | | | |
| S 15 | v NYJ | --- RELEASED, 9/15 --- | | | | | | | | | | 0 0 0 | | | | | | | | | | --- INACTIVE --- | | | | | | | | | | |
| S 25 | v ARI | --- PRACTICE SQUAD --- | | | | | | | | | | 0 0 0 | | | | | | | | | | 1 0 1 | | | | | | | | | | |
| O 2 | @ NE | --- PRACTICE SQUAD --- | | | | | | | | | | 0 0 0 | | | | | | | | | | 0 0 0 | | | | | | | | | | |
| O 9 | @ LA | --- PRACTICE SQUAD --- | | | | | | | | | | 0 0 0 | | | | | | | | | | 0 0 0 | | | | | | | | | | |
| O 16 | v SF | --- PRACTICE SQUAD --- | | | | | | | | | | 2 2 0 | | | | | | | | | | 1 0 1 | | | | | | | | | | |
| O 23 | @ MIA | --- PRACTICE SQUAD --- | | | | | | | | | | 0 0 0 | | | | | | | | | | 1 1 0 | | | | | | | | | | |
| O 30 | v NE | --- PRACTICE SQUAD --- | | | | | | | | | | 0 0 0 | | | | | | | | | | 3 2 1 | | | | | | | | | | |
| N 7 | @ SEA | --- PRACTICE SQUAD --- | | | | | | | | | | 0 0 0 | | | | | | | | | | 0 0 0 | | | | | | | | | | |
| N 20 | @ CIN | --- PRACTICE SQUAD --- | | | | | | | | | | 0 0 0 | | | | | | | | | | --- INACTIVE --- | | | | | | | | | | |
| N 27 | v JAX | --- PRACTICE SQUAD --- | | | | | | | | | | 0 0 0 | | | | | | | | | | --- INACTIVE --- | | | | | | | | | | |
| D 4 | @ OAK | --- PRACTICE SQUAD --- | | | | | | | | | | 0 0 0 | | | | | | | | | | 2 1 1 | | | | | | | | | | |
| D 11 | v PIT | 0 | 0 | 0 | | | | | | | | 0 | 0 | 0 | | | | | | | | | 1 | 0 | 1 | | | | | | | |
| D 18 | v CLE | --- PRACTICE SQUAD --- | | | | | | | | | | 1 1 0 | | | | | | | | | | 0 0 0 | | | | | | | | | | |
| D 24 | v MIA | --- PRACTICE SQUAD --- | | | | | | | | | | 2 2 0 | | | | | | | | | | --- DID NOT PLAY --- | | | | | | | | | | |
| J 1 | @ NYJ | | | | | | | | | | | | | | | | | | | | | | | | | | | | | | | |
| 2016 TOTALS | | 0 | 0 | 0 | 0.0 | 0.0 | 0 | 0 | 0 | 0 | 0 | 5 | 5 | 0 | 0.0 | 0.0 | 0 | 0 | 0 | 0 | 0 | 0 | 9 | 4 | 5 | 0.0 | 0.0 | 0 | 0 | 0 | 0 | 0 |
| NFL CAREER | | 0 | 0 | 0 | 0.0 | 0.0 | 0 | 0 | 0 | 0 | 0 | 146 | 96 | 50 | 3.5 | 22.5 | 0 | 0 | 0 | 0 | 0 | 0 | 347 | 210 | 137 | 2.0 | 3.0 | 2 | 8 | 0 | 6 | 1 |
| w/BUFFALO | | 0 | 0 | 0 | 0.0 | 0.0 | 0 | 0 | 0 | 0 | 0 | 5 | 5 | 0 | 0.0 | 0.0 | 0 | 0 | 0 | 0 | 0 | 0 | 63 | 37 | 26 | 1.0 | 1.0 | 0 | 0 | 0 | 1 | 0 |

(LG: 5)

| | | 52 PRESTON BROWN | | | | | | | | | | 53 ZACH BROWN | | | | | | | | | | 55 JERRY HUGHES | | | | | | | | | | |
|-------------|-------|------------------|-----|-----|-------|-----|-----|-----|----|----|----|---------------|----|----|-------|------|-----|-----|----|----|----|-----------------|-----|-----|-------|------|-------|-----|----|----|----|---|
| Date | Game | TT | UT | AT | Sacks | Yds | Int | Yds | TD | FF | FR | TT | UT | AT | Sacks | Yds | Int | Yds | TD | FF | FR | TT | UT | AT | Sacks | Yds | Int | Yds | TD | FF | FR | |
| S 11 | @ BAL | 8 | 6 | 2 | | | | | | | 1 | 8 | 4 | 4 | | | | | | | | | 6 | 5 | 1 | 2.0 | 18.0 | | | | | |
| S 15 | v NYJ | 16 | 7 | 9 | | | | | | | 1 | 14 | 8 | 6 | | | | | | | | | 5 | 3 | 2 | | | | | | | |
| S 25 | v ARI | 4 | 3 | 1 | | | | | | | | 12 | 10 | 2 | | | | | | | | | 2 | 2 | 0 | 1.0 | 6.0 | | | | | |
| O 2 | @ NE | 8 | 4 | 4 | | | | | | | 1 | 17 | 12 | 5 | 1.0 | 4.0 | | | | | | | 3 | 2 | 1 | 1.0 | 14.0 | | | | | |
| O 9 | @ LA | 8 | 5 | 3 | | | | | | | | 9 | 6 | 3 | | | | | | | | | 4 | 2 | 2 | | | | | | | |
| O 16 | v SF | 8 | 5 | 3 | | | | | | | | 8 | 5 | 3 | 1.0 | 1.0 | | | | | | | 4 | 3 | 1 | | | | | | | |
| O 23 | @ MIA | 5 | 4 | 1 | | | | | | | | 8 | 7 | 1 | | | | | | | | | 2 | 1 | 1 | | | | | | | |
| O 30 | v NE | 7 | 6 | 1 | 1.0 | 5.0 | | | | | | 11 | 7 | 4 | 1.0 | 8.0 | | | | | | | 0 | 0 | 0 | | | | | | | |
| N 7 | @ SEA | 6 | 1 | 5 | | | | | | | | 2 | 0 | 2 | | | | | | | | | 3 | 3 | 0 | 1.0 | 10.0 | | | | | |
| N 20 | @ CIN | 4 | 3 | 1 | | | | | | | | 12 | 8 | 4 | | | | | | | | | 1 | 1 | 0 | | | | | | | |
| N 27 | v JAX | 11 | 5 | 6 | | | | | | | | 6 | 3 | 3 | | | | | | | | | 5 | 2 | 3 | | | | | | | |
| D 4 | @ OAK | 7 | 4 | 3 | | | | | | | | 9 | 5 | 4 | | | | | | | | | 0 | 0 | 0 | | | | | | | |
| D 11 | v PIT | 11 | 7 | 4 | | | | | | | | 7 | 7 | 0 | | | 1 | 0 | 0 | | | | 5 | 2 | 3 | | | | | | | |
| D 18 | v CLE | 6 | 4 | 2 | | | | | | | | 7 | 6 | 1 | 1.0 | 4.0 | | | | | | | 3 | 3 | 0 | 1.0 | 8.0 | | | | | |
| D 24 | v MIA | 13 | 7 | 6 | | | | | | | | 8 | 5 | 3 | | | | | | | | | 3 | 0 | 3 | | | | | | | |
| J 1 | @ NYJ | | | | | | | | | | | | | | | | | | | | | | | | | | | | | | | |
| 2016 TOTALS | | 122 | 71 | 51 | 1.0 | 5.0 | 0 | 0 | 0 | 1 | 2 | 138 | 93 | 45 | 4.0 | 17.0 | 1 | 0 | 0 | 2 | 0 | | 46 | 29 | 17 | 6.0 | 56.0 | 0 | 0 | 0 | 1 | 0 |
| NFL CAREER | | 144 | 199 | 148 | 1.0 | 5.0 | 3 | 46 | 1 | 2 | 4 | 138 | 93 | 45 | 4.0 | 17.0 | 7 | 204 | 2 | 2 | 0 | | 243 | 165 | 78 | 36.0 | 271.5 | 0 | 0 | 0 | 8 | 2 |
| w/BUFFALO | | 144 | 199 | 148 | 1.0 | 5.0 | 3 | 46 | 1 | 2 | 4 | 138 | 93 | 45 | 4.0 | 17.0 | 1 | 0 | 0 | 2 | 0 | | 194 | 132 | 62 | 31.0 | 248.5 | 0 | 0 | 0 | 8 | 2 |

(LG: 0)

(LG: 79t)

(LG: 43t)

(LG: 43t)

| | | 56 LERENTEE McCRAY | | | | | | | | | | 57 LORENZO ALEXANDER | | | | | | | | | | 90 SHAQ LAWSON | | | | | | | | | | |
|-------------|-------|--------------------|----|----|-------|------|-----|-----|----|----|----|----------------------|-----|----|-------|-------|-----|-----|----|----|----|----------------|--------------------------------------|----|-------|-----|------|-----|----|----|----|---|
| Date | Game | TT | UT | AT | Sacks | Yds | Int | Yds | TD | FF | FR | TT | UT | AT | Sacks | Yds | Int | Yds | TD | FF | FR | TT | UT | AT | Sacks | Yds | Int | Yds | TD | FF | FR | |
| S 11 | @ BAL | 2 | 1 | 1 | | | | | | | | 3 | 1 | 2 | 0.5 | 4.5 | | | | | | | --- PHYSICALLY UNABLE TO PERFORM --- | | | | | | | | | |
| S 15 | v NYJ | 0 | 0 | 0 | | | | | | | | 4 | 4 | 0 | 1.0 | 4.0 | | | | | | | --- PHYSICALLY UNABLE TO PERFORM --- | | | | | | | | | |
| S 25 | v ARI | 0 | 0 | 0 | | | | | | | | 6 | 4 | 2 | 1.5 | 4.5 | | | | | | | --- PHYSICALLY UNABLE TO PERFORM --- | | | | | | | | | |
| O 2 | @ NE | 0 | 0 | 0 | | | | | | | | 4 | 3 | 1 | 1.0 | 0.0 | | | | | | | --- PHYSICALLY UNABLE TO PERFORM --- | | | | | | | | | |
| O 9 | @ LA | 1 | 1 | 0 | | | | | | | 1 | 6 | 6 | 0 | 3.0 | 19.0 | | | | | | | --- PHYSICALLY UNABLE TO PERFORM --- | | | | | | | | | |
| O 16 | v SF | 1 | 0 | 1 | | | | | | | | 2 | 2 | 0 | 1.0 | 12.0 | | | | | | | --- PHYSICALLY UNABLE TO PERFORM --- | | | | | | | | | |
| O 23 | @ MIA | 2 | 1 | 1 | | | | | | | | 4 | 4 | 0 | 1.0 | 6.0 | | | | | | | 1 | 1 | 0 | | | | | | | |
| O 30 | v NE | 4 | 1 | 3 | | | | | | | | 1 | 1 | 0 | | | | | | | | | 3 | 1 | 2 | 1.0 | 5.0 | | | | | |
| N 7 | @ SEA | 0 | 0 | 0 | | | | | | | | 3 | 1 | 2 | 1.0 | 6.0 | | | | | | | 1 | 1 | 0 | 1.0 | 12.0 | | | | | |
| N 20 | @ CIN | 0 | 0 | 0 | | | | | | | | 5 | 2 | 3 | | | | | | | | | 1 | 1 | 0 | | | | | | | |
| N 27 | v JAX | 0 | 0 | 0 | | | | | | | | 2 | 2 | 0 | | | | | | | | | 0 | 0 | 0 | | | | | | | |
| D 4 | @ OAK | 0 | 0 | 0 | | | | | | | | 4 | 3 | 1 | | | | | | | | | 3 | 1 | 2 | | | | | | | |
| D 11 | v PIT | --- INACTIVE --- | | | | | | | | | | 5 3 2 | | | | | | | | | | 2 1 1 | | | | | | | | | | |
| D 18 | v CLE | --- INACTIVE --- | | | | | | | | | | 7 6 1 | | | | | | | | | | 1 1 0 | | | | | | | | | | |
| D 24 | v MIA | --- INACTIVE --- | | | | | | | | | | 5 5 0 | | | | | | | | | | 0 0 0 | | | | | | | | | | |
| J 1 | @ NYJ | | | | | | | | | | | | | | | | | | | | | | | | | | | | | | | |
| 2016 TOTALS | | 10 | 4 | 6 | 0.0 | 0.0 | 0 | 0 | 0 | 1 | 0 | 61 | 47 | 14 | 11.5 | 66.0 | 1 | 28 | 0 | 3 | 0 | | 12 | 7 | 5 | 2.0 | 17.0 | 0 | 0 | 0 | 1 | 0 |
| NFL CAREER | | 29 | 15 | 14 | 1.5 | 13.5 | 0 | 0 | 0 | 2 | 0 | 187 | 128 | 59 | 20.5 | 128.0 | 1 | 28 | 0 | 5 | 2 | | 12 | 7 | 5 | 2.0 | 17.0 | 0 | 0 | 0 | 1 | 0 |
| w/BUFFALO | | 10 | 4 | 6 | 0.0 | 0.0 | 0 | 0 | 0 | 1 | 0 | 61 | 47 | 14 | 11.5 | 66.0 | 1 | 28 | 0 | 3 | 0 | | 12 | 7 | 5 | 2.0 | 17.0 | 0 | 0 | 0 | 1 | 0 |

(LG: 28)

(LG: 28)

(LG: 28)

2016 BIG PLAYS

BILLS BIG PLAYS

◀ or ◀◀ Indicates plays on same drive

| Date | Game | BILLS 10+ YARD RUSHES | | | BILLS 20+ YARD PASSES | | |
|------|-------|-----------------------|------|--------------|------------------------------------|------|--------------|
| | | Gain, Player | Qtr. | Drive Result | Gain, Player | Qtr. | Drive Result |
| S 11 | @ BAL | 16, McCoy | 2 | ◀ TD-R | 33, Taylor-Clay | 2 | ◀ TD-R |
| | | 13, McCoy | 2 | ◀ TD-R | | | |
| S 15 | v NYJ | 15, Taylor | 2 | ◀ Punt | 84t, Taylor-Goodwin | 1 | TD-P |
| | | 10, McCoy | 2 | ◀ Punt | 71t, Taylor-Salas | 3 | TD-P |
| | | 24, McCoy | 4 | Downs | 28, Taylor-Woods (10)/Goodwin (18) | 4 | Game |
| | | 10, Taylor | 4 | TD-R | | | |
| S 25 | v ARI | 49, Taylor | 1 | ◀ FG | 24, Taylor-Woods | 1 | ◀◀ TD-R |
| | | 17, McCoy | 1 | ◀ FG | 28, Taylor-O'Leary | 4 | Punt |
| | | 24t, McCoy | 1 | ◀◀ TD-R | | | |
| | | 18, McCoy | 2 | ◀ TD-R | | | |
| | | 10, Taylor | 2 | ◀ TD-R | | | |
| | | 20t, Taylor | 3 | TD-R | | | |
| O 2 | @ NE | 16, Gillislee | 1 | TD-R | 22, Taylor-Woods | 2 | Punt |
| | | 14, Taylor | 1 | FG | 23, Taylor-Woods | 3 | FGA |
| | | 11, Gillislee | 2 | FG | | | |
| O 9 | @ LA | 15, McCoy | 1 | ◀ TD-P | 29, Taylor-Clay | 1 | ◀ TD-P |
| | | 22, Taylor | 1 | ◀ TD-P | | | |
| | | 53, McCoy | 2 | TD-R | | | |
| | | 17, McCoy | 2 | FG | | | |
| | | 13, McCoy | 3 | Punt | | | |
| | | 24, McCoy | 4 | TD-P | | | |
| O 16 | v SF | 16, McCoy | 1 | Fumble | 20, Taylor-Clay | 1 | TD-R |
| | | 38, McCoy | 2 | ◀ TD-R | 23, Taylor-O'Leary | 3 | ◀ TD-P |
| | | 12t, McCoy | 2 | ◀ TD-R | 30t, Taylor-Hunter | 3 | ◀ TD-P |
| | | 22, McCoy | 2 | ◀◀ FG | | | |
| | | 10, Taylor | 2 | ◀◀ FG | | | |
| | | 18, Taylor | 2 | ◀◀ FG | | | |
| | | 12, McCoy | 3 | ◀ TD-P | | | |
| | | 21, Taylor | 4 | ◀◀ TD-R | | | |
| | | 18t, McCoy | 4 | ◀◀ TD-R | | | |
| | | 44t, Gillislee | 4 | TD-R | | | |
| O 23 | @ MIA | 10t, Taylor | 2 | TD-R | 67t, Taylor-Goodwin | 3 | TD-P |
| | | 20, Gillislee | 3 | Punt | 25, Taylor-Tate | 4 | TD-R |
| O 30 | v NE | 28, Gillislee | 1 | ◀ FG | 22, Taylor-Felton | 1 | ◀ FG |
| | | 14, Tate | 1 | ◀ FG | 25, Taylor-Bush | 2 | TD-R |
| | | 16, Gillislee | 2 | FGA | 20, Taylor-Woods | 3 | Downs |
| | | 16, Schmidt | 3 | ◀ TD-R | 35, Manuel-Powell | 4 | TD-R |
| | | 26t, Taylor | 3 | ◀ TD-R | | | |
| | | 17, Taylor | 4 | Downs | | | |
| N 7 | @ SEA | 11, McCoy | 1 | TD-P | 25, Taylor-Woods | 2 | FG |
| | | 15, McCoy | 2 | Punt | 29, Taylor-Woods | 2 | FGA |
| | | 12, McCoy | 3 | TD-R | 25, Taylor-Woods | 4 | Downs |
| | | 16, Taylor | 4 | Punt | | | |
| N 20 | @ CIN | 21, McCoy | 1 | ◀ TD-R | 24, Taylor-Woods | 1 | ◀ TD-R |
| | | 13, Gillislee | 3 | FG | 34, Taylor-Tate | 3 | ◀◀ FG |
| | | 10, Gillislee | 3 | Punt | | | |
| | | 14, Gillislee | 3 | ◀◀ FG | | | |
| | | 11, Harvin | 4 | ◀ Punt | | | |
| | | 13, Taylor | 4 | ◀ Punt | | | |
| N 27 | v JAX | 75t, McCoy | 3 | TD-R | 62, Taylor-Watkins | 3 | TD-R |
| | | 11, Taylor | 4 | Punt | 25, Taylor-McCoy | 4 | TD-P |
| D 4 | @ OAK | 29, Gillislee | 1 | TD-R | 22, Taylor-Hunter | 1 | FG |
| | | 14, McCoy | 2 | Punt | | | |
| | | 54, McCoy | 3 | ◀ TD-R | | | |
| | | 12t, Taylor | 3 | ◀ TD-R | | | |
| D 11 | v PIT | 22, Gillislee | 2 | ◀ Half | 41, Taylor-McCoy | 4 | ◀◀ TD-P |
| | | 12, Gillislee | 2 | ◀ Half | 40t, Taylor-Clay | 4 | ◀◀ TD-P |
| | | | | | 29, Taylor-Woods | 4 | TD-R |
| D 18 | v CLE | 20, McCoy | 1 | ◀ FG | 23, Taylor-Goodwin | 2 | ◀◀ TD-P |
| | | 24, McCoy | 1 | ◀ FG | | | |
| | | 30, Tate | 1 | TD-R | | | |
| | | 18, McCoy | 2 | ◀◀ TD-P | | | |
| | | 28, Taylor | 3 | TD-R | | | |
| | | 12, Taylor | 4 | TD-R | | | |
| | | 11, McCoy | 4 | ◀ FG | | | |
| | | 16, McCoy | 4 | ◀ FG | | | |

(continued on next page)

2016 BIG PLAYS (cont.)

BILLS BIG PLAYS (cont.)

◀ or ◀◀ Indicates plays on same drive

| Date | Game |
|------|-------|
| D 24 | v MIA |

| BILLS 10+ YARD RUSHES | | | |
|---------------------------|------|----|--------------|
| Gain, Player | Qtr. | | Drive Result |
| 23, Taylor | 2 | ◀ | TD-P |
| 14, McCoy | 2 | ◀ | TD-P |
| 13, McCoy | 2 | | Half |
| 19t, McCoy | 3 | | TD-R |
| 13, Taylor | 4 | ◀ | FG |
| 10, Taylor | 4 | ◀ | FG |
| 25, Gillislee | 4 | ◀◀ | TD-P |
| 11, McCoy | 4 | ◀◀ | TD-P |
| 35, Gillislee | OT | | FGA |
| 74 10+ yard rushes | | | |

| BILLS 20+ YARD PASSES | | | |
|---------------------------|------|----|--------------|
| Gain, Player | Qtr. | | Drive Result |
| 20, Taylor-Watkins | 2 | | Downs |
| 38t, Taylor-Watkins | 2 | ◀ | TD-P |
| 53, Taylor-Watkins | 3 | | TD-P |
| 34, Taylor-Woods | 4 | ◀◀ | TD-P |
| 34 20+ yard passes | | | |

OPPONENTS BIG PLAYS

◀ or ◀◀ or ◀◀◀ Indicates plays on same drive

| Date | Game |
|------|-------|
| S 11 | @ BAL |
| S 15 | v NYJ |
| S 25 | v ARI |
| O 2 | @ NE |
| O 9 | @ LA |
| O 16 | v SF |
| O 23 | @ MIA |
| O 30 | v NE |
| N 7 | @ SEA |
| N 20 | @ CIN |

| OPPONENTS 10+ YARD RUSHES | | | |
|---------------------------|------|-----|--------------|
| Gain, Player | Qtr. | | Drive Result |
| 10, West | 2 | ◀ | TD-P |
| 11, Wallace | 4 | | Game |
| 10, Fitzpatrick | 1 | ◀ | FG |
| 10, Forte | 3 | ◀◀◀ | TD-R |
| 11, Forte | 3 | ◀◀◀ | TD-R |
| 12t, Forte | 4 | ◀◀ | TD-R |
| 11, D.Johnson | 2 | | TD-R |
| 13, D.Johnson | 3 | | Fumble |
| 22t, D.Johnson | 3 | | TD-R |
| 11, Blount | 3 | | FGA |
| 10, Brissett | 3 | | Punt |
| 16, Blount | 4 | | Downs |
| 12, Gurley | 2 | | TD-R |
| 16, Gurley | 3 | | FG |
| 11, Hyde | 2 | ◀ | TD-P |
| 11, Kaepernick | 2 | ◀◀ | FG |
| 15, Hyde | 2 | ◀◀ | FG |
| 10, Kaepernick | 3 | | Punt |
| 29, Kaepernick | 3 | | Downs |
| 10, Ajayi | 1 | ◀ | FG |
| 11, Ajayi | 1 | ◀ | FG |
| 12, Ajayi | 1 | ◀ | FG |
| 11, Ajayi | 2 | ◀◀ | FG |
| 14, Ajayi | 2 | ◀◀ | FG |
| 17, Ajayi | 2 | | Half |
| 10, Ajayi | 3 | ◀ | TD-R |
| 13, Tannehill | 3 | ◀ | TD-R |
| 53, Ajayi | 4 | | Punt |
| 14, Ajayi | 4 | ◀ | TD-R |
| 12, D.Williams | 4 | ◀ | TD-R |
| 15, Brady | 3 | | TD-R |
| 13, Lockett | 1 | | TD-P |
| 17, Hill | 2 | | INT |
| 20, Hill | 3 | | Punt |

| OPPONENTS 20+ YARD PASSES | | | |
|---------------------------|------|----|--------------|
| Gain, Player | Qtr. | | Drive Result |
| 35, Flacco-Perriman | 1 | | FG |
| 66t, Flacco-Wallace | 2 | ◀ | TD-P |
| 27, Flacco-Pitta | 4 | | FG |
| 34, Fitzpatrick-Enunwa | 1 | ◀ | FG |
| 24, Fitzpatrick-Decker | 1 | | FG |
| 37, Fitzpatrick-Marshall | 2 | | TD-R |
| 21, Fitzpatrick-Enunwa | 2 | ◀◀ | TD-P |
| 21, Fitzpatrick-Marshall | 2 | ◀◀ | TD-P |
| 27, Fitzpatrick-Marshall | 4 | ◀ | FG |
| 35, Fitzpatrick-Decker | 4 | ◀ | FG |
| 27, Fitzpatrick-Decker | 4 | ◀◀ | TD-R |
| 23, Palmer-Ja.,Brown | 4 | | INT |
| 25, Palmer-Floyd | 4 | | INT |
| 58, Brissett-Bennett | 2 | | Fumble |
| 24, Keenum-Gurley | 1 | | FG |
| 28, Keenum-Britt | 1 | | Fumble |
| 31, Keenum-Austin | 2 | | FG |
| 21, Keenum-Kendricks | 3 | | INT |
| 31, Keenum-Quick | 4 | ◀ | FG |
| 26, Keenum-M.Brown | 4 | ◀ | FG |
| 53t, Kaepernick-T.Smith | 2 | | TD-P |
| 26, Tannehill-Landry | 1 | | Punt |
| 21, Tannehill-Landry | 3 | ◀ | TD-R |
| 66t, Tannehill-Stills | 4 | | TD-P |
| 53t, Brady-Hogan | 1 | | TD-P |
| 53t, Brady-Gronkowski | 2 | | TD-P |
| 33, Brady-Gronkowski | 4 | | FG |
| 50, Wilson-Baldwin | 1 | | TD-R |
| 20, Wilson-Kearse | 2 | | TD-P |
| 21, Dalton-Eifert | 2 | | TD-P |

(continued on next page)

2016 BIG PLAYS (cont.)

OPPONENTS BIG PLAYS (cont.)

◀ or ◀◀ or ◀◀◀ Indicates plays on same drive

| Date | Game | OPPONENTS 10+ YARD RUSHES | | | OPPONENTS 20+ YARD PASSES | | | | |
|---------------------------|-------|---------------------------|------|--------------|---------------------------|--------------------------|--------------|---|------|
| | | Gain, Player | Qtr. | Drive Result | Gain, Player | Qtr. | Drive Result | | |
| N 27 | v JAX | 10, Ivory | 1 | ◀ | TD-R | 20t, Bortles-Lee | 3 | | TD-P |
| | | 27, Bortles | 1 | ◀ | TD-R | 24, Bortles-Robinson | 3 | ◀ | TD-P |
| | | 14, Ivory | 1 | ◀ | TD-R | | | | |
| | | 10, Ivory | 1 | | Punt | | | | |
| | | 15, Bortles | 3 | ◀ | TD-P | | | | |
| | | 15, Bortles | 4 | | Downs | | | | |
| D 4 | @ OAK | 22, Murray | 1 | ◀ | FG | 26, Carr-Rivera | 1 | ◀ | FG |
| | | 11, Murray | 2 | | FG | 22, Carr-Cooper | 2 | | FG |
| | | 14, Murray | 3 | | TD-P | 22, Carr-Rivera | 4 | ◀ | TD-P |
| | | 21, Richard | 3 | | TD-R | 37t, Carr-Cooper | 4 | ◀ | TD-P |
| D 11 | v PIT | 16, Bell | 1 | ◀ | INT | 32, Roethlisberger-Bell | 1 | ◀ | INT |
| | | 11, Bell | 2 | | Punt | 40, Roethlisberger-Brown | 1 | | TD-R |
| | | 12, Bell | 2 | | Punt | 29, Roethlisberger-Brown | 4 | | FG |
| | | 13, Bell | 3 | ◀ | TD-R | | | | |
| | | 24, Bell | 3 | ◀ | TD-R | | | | |
| | | 10, Bell | 3 | ◀◀ | INT | | | | |
| | | 33, Bell | 3 | ◀◀ | INT | | | | |
| | | 14, Bell | 4 | | FG | | | | |
| | | 25, Crowell | 1 | | FG | 33, Griffin-Hawkins | 3 | ◀ | TD-R |
| D 18 | v CLE | 13, D.Johnson | 2 | | Punt | 22, Griffin-D.Johnson | 4 | | Game |
| | | 13, D.Johnson | 3 | ◀ | TD-R | | | | |
| | | 18t, Griffin | 3 | ◀ | TD-R | | | | |
| | | 19, Ajayi | 1 | ◀ | TD-R | 20, Moore-Gray | 1 | ◀ | TD-R |
| D 24 | v MIA | 45t, Drake | 2 | | TD-R | 56t, Moore-Parker | 3 | | TD-P |
| | | 11, Ajayi | 2 | | INT | 44, Moore-D.Williams | 3 | | TD-P |
| | | 10, Ajayi | 4 | | FGA | | | | |
| | | 57, Ajayi | OT | | FG | | | | |
| | | | | | | | | | |
| 61 10+ yard rushes | | | | | 44 20+ yard passes | | | | |

2016 GOAL TO GO

| OFFENSE | | | | | | DEFENSE | | | | | |
|---------|----------|----|------|--------|-------|---------|----------|----|------|--------|-------|
| Date | Opponent | # | Qtr. | Result | (pts) | Date | Opponent | # | Qtr. | Result | (pts) |
| 9/11 | BAL | 1 | 2 | TD | 7 | 9/15 | NYJ | 1 | 2 | TD | 7 |
| 9/25 | ARZ | 2 | 1 | FG | 3 | 9/15 | NYJ | 2 | 2 | TD | 7 |
| 9/25 | ARZ | 3 | 2 | TD | 7 | 9/15 | NYJ | 3 | 3 | TD | 7 |
| 10/2 | NE | 4 | 1 | TD | 7 | 9/25 | ARZ | 4 | 2 | TD | 7 |
| 10/9 | LA | 5 | 1 | TD | 7 | 10/9 | LA | 5 | 2 | TD | 7 |
| 10/9 | LA | 6 | 2 | TD | 7 | 10/9 | LA | 6 | 4 | FG | 3 |
| 10/9 | LA | 7 | 2 | FG | 3 | 10/23 | MIA | 7 | 3 | TD | 7 |
| 10/9 | LA | 8 | 4 | TD | 7 | 10/30 | NE | 8 | 3 | TD | 7 |
| 10/16 | SF | 9 | 1 | TD | 7 | 11/7 | SEA | 9 | 1 | TD | 7 |
| 10/16 | SF | 10 | 4 | TD | 7 | 11/7 | SEA | 10 | 2 | TD | 7 |
| 10/23 | MIA | 11 | 2 | TD | 7 | 11/20 | CIN | 11 | 1 | TD | 7 |
| 10/23 | MIA | 12 | 4 | TD | 7 | 11/20 | CIN | 12 | 2 | TD | 7 |
| 10/30 | NE | 13 | 1 | FG | 3 | 11/27 | JAX | 13 | 1 | TD | 7 |
| 10/30 | NE | 14 | 2 | TD | 7 | 12/4 | OAK | 14 | 3 | TD | 7 |
| 10/30 | NE | 15 | 4 | Downs | 0 | 12/4 | OAK | 15 | 3 | TD | 7 |
| 10/30 | NE | 16 | 4 | TD | 7 | 12/4 | OAK | 16 | 4 | TD | 7 |
| 11/7 | SEA | 17 | 1 | TD | 7 | 12/11 | PIT | 17 | 3 | TD | 7 |
| 11/7 | SEA | 18 | 1 | TD | 7 | 12/18 | CLE | 18 | 1 | FG | 3 |
| 11/7 | SEA | 19 | 2 | FG | 3 | 12/24 | MIA | 19 | 1 | TD | 7 |
| 11/7 | SEA | 20 | 4 | TD | 7 | 12/24 | MIA | 20 | 3 | TD | 7 |
| 11/7 | SEA | 21 | 4 | Downs | 0 | 12/24 | MIA | 21 | OT | TD | 3 |
| 11/20 | CIN | 22 | 1 | TD | 7 | | | | | | |
| 11/20 | CIN | 23 | 2 | FG | 3 | | | | | | |
| 11/20 | CIN | 24 | 4 | FG | 3 | | | | | | |
| 11/27 | JAX | 25 | 2 | TD | 6 | | | | | | |
| 12/4 | OAK | 26 | 1 | FG | 3 | | | | | | |
| 12/4 | OAK | 27 | 2 | TD | 7 | | | | | | |
| 12/11 | PIIT | 28 | 2 | TD | 7 | | | | | | |
| 12/11 | PIT | 29 | 4 | TD | 7 | | | | | | |
| 12/18 | CLE | 30 | 1 | FG | 3 | | | | | | |
| 12/18 | CLE | 31 | 3 | TD | 7 | | | | | | |
| 12/18 | CLE | 32 | 4 | TD | 7 | | | | | | |
| 12/18 | CLE | 33 | 4 | Downs | 0 | | | | | | |
| 12/24 | MIA | 34 | 4 | TD | 7 | | | | | | |

| | | | |
|---------------------|---|---------------------|---|
| 2016 Breakdown: | 34 times inside 23 touchdowns 8 Field Goals | 2016 Breakdown: | 21 times inside 18 touchdowns 3 Field Goals |
| Scoring Percentage: | 91% (31 of 34) | Scoring Percentage: | 100% (21 of 21) |
| Failed to Score: | 9% (3 of 34) | Failed to Score: | N/A |
| TD Percentage: | 67% (23 of 34) | TD Percentage: | 86% (18 of 21) |
| FG Percentage: | 24% (8 of 34) | FG Percentage: | 14% (3 of 21) |

2016 INSIDE THE 20

| OFFENSE | | | | | | DEFENSE | | | | | |
|---------|----------|----|------|-------------|-------|---------|----------|----|------|--------|-------|
| Date | Opponent | # | Qtr. | Result | (pts) | Date | Opponent | # | Qtr. | Result | (pts) |
| 9/11 | BAL | 1 | 2 | TD | (7) | 9/11 | BAL | 1 | 4 | FG | (3) |
| 9/15 | NYJ | 2 | 4 | TD | (7) | 9/15 | NYJ | 2 | 1 | FG | (3) |
| 9/25 | ARZ | 3 | 1 | FG | (3) | 9/15 | NYJ | 3 | 1 | FG | (3) |
| 9/25 | ARZ | 4 | 2 | TD | (7) | 9/15 | NYJ | 4 | 2 | TD | (7) |
| 10/2 | NE | 5 | 1 | TD | (7) | 9/15 | NYJ | 5 | 2 | TD | (7) |
| 10/2 | NE | 6 | 2 | FG | (7) | 9/15 | NYJ | 6 | 3 | TD | (7) |
| 10/9 | LA | 7 | 1 | TD | (7) | 9/15 | NYJ | 7 | 4 | FG | (3) |
| 10/9 | LA | 8 | 2 | TD | (7) | 9/15 | NYJ | 8 | 4 | TD | (7) |
| 10/9 | LA | 9 | 2 | FG | (3) | 9/25 | ARZ | 9 | 2 | TD | (7) |
| 10/9 | LA | 10 | 4 | TD | (7) | 9/25 | ARZ | 10 | 3 | FUM | (0) |
| 10/9 | LA | 11 | 4 | End of Game | (0) | 9/25 | ARZ | 11 | 4 | INT | (0) |
| 10/16 | SF | 12 | 1 | TD | (7) | 10/2 | NE | 12 | 2 | FUM | (0) |
| 10/16 | SF | 13 | 2 | TD | (7) | 10/9 | LA | 13 | 1 | FG | (3) |
| 10/16 | SF | 14 | 4 | TD | (7) | 10/9 | LA | 14 | 2 | FG | (3) |
| 10/16 | SF | 15 | 4 | TD | (7) | 10/9 | LA | 15 | 2 | TD | (7) |
| 10/23 | MIA | 16 | 1 | FG | (3) | 10/9 | LA | 16 | 4 | FG | (3) |
| 10/23 | MIA | 17 | 2 | TD | (7) | 10/16 | SF | 17 | 1 | FG | (3) |
| 10/23 | MIA | 18 | 4 | TD | (7) | 10/16 | SF | 18 | 4 | Downs | (0) |
| 10/30 | NE | 19 | 1 | FG | (3) | 10/23 | MIA | 19 | 1 | FG | (3) |
| 10/30 | NE | 20 | 2 | TD | (7) | 10/23 | MIA | 20 | 2 | FG | (3) |
| 10/30 | NE | 21 | 4 | Downs | (0) | 10/23 | MIA | 21 | 3 | TD | (7) |
| 10/30 | NE | 22 | 4 | TD | (7) | 10/23 | MIA | 22 | 4 | TD | (7) |
| 11/7 | SEA | 23 | 1 | TD | (7) | 10/30 | NE | 23 | 1 | TD | (7) |
| 11/7 | SEA | 24 | 1 | TD | (7) | 10/30 | NE | 24 | 3 | TD | (7) |
| 11/7 | SEA | 25 | 2 | FG | (3) | 10/30 | NE | 25 | 3 | TD | (7) |
| 11/7 | SEA | 26 | 4 | TD | (7) | 10/30 | NE | 26 | 4 | FG | (3) |
| 11/7 | SEA | 27 | 4 | Downs | (0) | 11/7 | SEA | 27 | 1 | TD | (7) |
| 11/20 | CIN | 28 | 1 | TD | (7) | 11/7 | SEA | 28 | 2 | TD | (7) |
| 11/20 | CIN | 29 | 2 | TD | (7) | 11/7 | SEA | 29 | 2 | TD | (7) |
| 11/20 | CIN | 30 | 4 | TD | (7) | 11/7 | SEA | 30 | 2 | TD | (7) |
| 11/27 | JAX | 31 | 2 | TD | (6) | 11/20 | CIN | 31 | 1 | TD | (7) |
| 11/27 | JAX | 32 | 3 | TD | (7) | 11/20 | CIN | 32 | 2 | TD | (7) |
| 11/27 | JAX | 33 | 4 | TD | (8) | 11/27 | JAX | 33 | 1 | TD | (7) |
| 12/4 | OAK | 34 | 1 | FG | (3) | 11/27 | JAX | 34 | 4 | TD | (7) |
| 12/4 | OAK | 35 | 2 | TD | (7) | 12/4 | OAK | 35 | 2 | FG | (3) |
| 12/4 | OAK | 36 | 3 | TD | (7) | 12/4 | OAK | 36 | 3 | TD | (7) |
| 12/4 | OAK | 37 | 3 | TD | (7) | 12/4 | OAK | 37 | 3 | TD | (7) |
| 12/4 | OAK | 38 | 4 | Fumble | (0) | 12/4 | OAK | 38 | 4 | TD | (7) |
| 12/11 | PIT | 39 | 2 | TD | (7) | 12/11 | PIT | 39 | 1 | INT | (0) |
| 12/11 | PIT | 40 | 4 | TD | (7) | 12/11 | PIT | 40 | 1 | TD | (7) |
| 12/18 | CLE | 41 | 1 | FG | (3) | 12/11 | PIT | 41 | 2 | TD | (7) |
| 12/18 | CLE | 42 | 1 | TD | (7) | 12/11 | PIT | 42 | 3 | TD | (7) |
| 12/18 | CLE | 43 | 2 | TD | (7) | 12/11 | PIT | 43 | 4 | INT | (0) |
| 12/18 | CLE | 44 | 3 | TD | (7) | 12/11 | PIT | 44 | 4 | FG | (3) |
| 12/18 | CLE | 45 | 4 | TD | (7) | 12/18 | CLE | 45 | 1 | FG | (3) |
| 12/18 | CLE | 46 | 4 | FG | (7) | 12/18 | CLE | 46 | 3 | TD | (7) |
| 12/18 | CLE | 47 | 4 | Downs | (7) | 12/18 | CLE | 47 | 3 | FG | (3) |
| 12/24 | MIA | 48 | 3 | TD | (7) | 12/24 | MIA | 48 | 1 | TD | (7) |
| 12/24 | MIA | 49 | 3 | TD | (7) | 12/24 | MIA | 49 | 3 | TD | (7) |
| 12/24 | MIA | 50 | 4 | FG | (3) | 12/24 | MIA | 50 | OT | FG | (3) |
| 12/24 | MIA | 51 | 4 | TD | (7) | | | | | | |
| 12/24 | MIA | 52 | OT | Missed FG | (0) | | | | | | |

| | | | |
|---------------------|--|---------------------|--|
| 2016 Breakdown: | 52 times inside 34 Touchdowns 12 field goals | 2016 Breakdown: | 59 times inside 28 touchdowns 16 field goals |
| Scoring Percentage: | 88% (46 of 52) | Scoring Percentage: | 88% (44 of 50) |
| Failed to Score: | 12% (6 of 52) | Failed to Score: | 12% (6 of 50) |
| TD Percentage: | 65% (34 of 52) | TD Percentage: | 56% (28 of 50) |
| FG Percentage: | 23% (12 of 52) | FG Percentage: | 32% (16 of 50) |

THE LAST TIME...

PUNT RETURNED FOR A TD

By Bills: Marcus Thigpen vs. Green Bay Packers 12/14/14 (75 yards)
By Opponent: Travis Benjamin at Cleveland Browns, 10/3/13 (79 yards)

KICKOFF RETURNED FOR A TD

By Bills: CJ Spiller vs. Miami Dolphins 9/14/14 (102+ yards)
By Opponent: Marcus Thigpen vs. Miami Dolphins, 11/15/12 (96 yards)

INTERCEPTION RETURNED FOR A TD

By Bills: Nickell Robey-Coleman (41 yards) at LA Rams, 10/9/16
By Opponent: Telvin Smith (26 yards) at Jacksonville Jaguars, 10/25/15

AT LEAST TWO INTERCEPTIONS IN A GAME

By Bills: Stephon Gilmore (2) at Cincinnati Bengals, 11/20/16
By Opponent: Lavonte David (2) at Tampa Bay Buccaneers, 12/8/13

FUMBLE RETURNED FOR A TD

By Bills: Aaron Williams (53 yards) vs Arizona Cardinals, 9/25/16
By Opponent: Chris Clemons (6 yards) at Jacksonville Jaguars,
10/25/15

PUNT BLOCKED

By Bills: Jerry Hughes at Seattle Seahawks, 11/7/16
By Opponent: Chris Clemons at Miami Dolphins, 11/20/11

PUNT BLOCK RETURNED FOR A TD

By Bills: Manny Lawson vs. N.Y. Jets 11/24/14 (in end zone - Boobie Dixon blocked Ryan Quigley's punt)
By Opponent: Lex Hilliard at Miami Dolphins, 11/20/11 (in end zone – Chris Clemons blocked P Brian Moorman's punt)

FIELD GOAL BLOCKED

By Bills: Mario Williams vs. Green Bay Packers, 12/14/14
By Opponent: Joe Haden vs. Cleveland Browns, 11/30/14

FIELD GOAL BLOCK RETURNED FOR TD

By Bills: Cornelius Bennett vs. Denver Broncos, 9/30/90 (80 yards after Nate Odomes blocked David Treadwell's att.)
By Opponent: Lemar Parrish, Cincinnati Bengals, 11/8/70 (83 yards after Ken Riley blocked Grant Guthrie's att.)

EXTRA POINT BLOCKED

By Bills: Alex Carrington at San Diego Chargers, 12/11/11
By Opponent: Cam Thomas at LA, 10/9/16

EXTRA POINT MISSED

By Bills: Missed – Dan Carpenter vs. Cleveland Browns, wide right, 12/18/16
By Opponent: Missed- Mike Nugent (2) at Cincinnati Bengals, 11/20/16

TWO POINT CONVERSION ATTEMPTED and SUCCESSFUL

By Bills: LeSean McCoy run vs Jacksonville Jaguars, 11/27/16
By Opponent: Derek Carr pass to Seth Roberts vs Oakland Raiders, 12/4/16

TWO POINT CONVERSION FAILED

By Bills: Tyrod Taylor is sacked at Kansas City, 11/29/15
By Opponent: Carson Palmer pass failed vs Arizona Cardinals, 9/25/16

SAFETY RECORDED

By Bills: Ryan Tannehill fumble out of bound in end zone for a Safety vs. Miami Dolphins, 11/8/15
By Opponent: LeSean McCoy tackled in the end zone for a safety vs Arizona Cardinals, 9/25/16

100 YARD INDIVIDUAL RUSHING GAME

By Bills: LeSean McCoy (128) vs Miami Dolphins, 12/24/16
By Opponent: Jay Ajayi (206) vs Miami Dolphins, 12/24/16

THE LAST TIME...

200 YARD INDIVIDUAL RUSHING GAME

By Bills: Fred Jackson (212 yards) vs. Indianapolis Colts, 1/3/10
By Opponent: Jay Ajayi (206) vs Miami Dolphins, 12/24/16

TWO 100 YARD RUSHERS IN THE SAME GAME

By Bills: LeSean McCoy (112) & Karlos Williams (110) vs. Miami Dolphins 11/8/15
By Opponent: Stevan Ridley (106 yards) and Brandon Bolden (137 yards) vs. New England Patriots, 9/30/12

100 YARD INDIVIDUAL RECEIVING GAME

By Bills: Sammy Watkins (154) vs Miami Dolphins, 12/24/16
By Opponent: Jimmy Graham (103) at Seattle Seahawks, 11/7/16

200 YARD INDIVIDUAL RECEIVING GAME

By Bills: Lee Evans (265 yards) at Houston Texans, 11/19/06
By Opponent: Wes Welker (217 yards) vs. New England Patriots, 9/25/11

TWO 100 YARD RECEIVERS IN THE SAME GAME

By Bills: Steve Johnson (158 yards) and Lee Evans (105 yards) at Baltimore Ravens, 10/24/10
By Opponent: Eric Decker (126) and Brandon Marshall (101) vs New York Jets, 9/15/16

300+ YARD INDIVIDUAL PASSING GAME

By Bills: Tyrod Taylor (329) vs Miami Dolphins, 12/24/16
By Opponent: Tom Brady (315) vs New England Patriots, 10/30/16

FIVE TOUCHDOWNS RUSHING

By Bills: Cookie Gilchrist vs. New York Titans, 12/8/63
By Opponent: Never accomplished

AT LEAST FOUR TOUCHDOWNS RUSHING

By Bills: Willis McGahee at Seattle Seahawks, 11/28/04
By Opponent: Clarence Williams at San Diego Chargers, 9/16/79

AT LEAST THREE TOUCHDOWNS RUSHING

By Bills: LeSean McCoy (3) vs San Francisco, 10/16/16
By Opponent: Le'Veon Bell (3) vs Steelers, 12/11/16

AT LEAST TWO TOUCHDOWNS RUSHING

By Bills: LeSean McCoy (2) vs Cleveland, 12/18/16
By Opponents: Le'Veon Bell (3) vs Steelers, 12/11/16

FOUR TD RECEPTIONS

By Bills: Don Beebe vs. Pittsburgh Steelers, 9/8/91
By Opponents: Randy Moss vs. New England Patriots, 11/18/07

AT LEAST THREE TD RECEPTIONS

By Bills: Steve Johnson at Cincinnati Bengals, 11/21/10
By Opponents: Marvin Harrison at Indianapolis Colts, 9/23/01

AT LEAST TWO TD RECEPTIONS

By Bills: Charles Clay (2) vs Miami Dolphins, 12/24/16
By Opponents: R. Gronkowski (2) vs. New England Patriots, 9/20/15

SIX TD PASSES

By Bills: Jim Kelly vs. Pittsburgh Steelers, 9/8/91
By Opponents: Daryle Lamonica at Oakland Raiders, 10/19/69

AT LEAST FIVE TD PASSES

By Bills: Jim Kelly vs. Cincinnati Bengals, 10/21/91
By Opponent: Drew Brees at New Orleans Saints, 10/27/13

THE LAST TIME...

AT LEAST FOUR TD PASSES

By Bills: Kyle Orton (4) at New York Jets, 10/26/14
By Opponent: Tom Brady (4) vs New England Patriots, 10/30/16

AT LEAST THREE TD PASSES

By Bills: Tyrod Taylor (3) vs. Miami Dolphins, 12/24/16
By Opponents: Tom Brady (4) vs New England Patriots, 10/30/16

AT LEAST THREE SACKS

By Bills: (3.0) Lorenzo Alexander at LA Rams, 10/9/16
By Opponent: (3.0) C. Jones vs. New England Patriots, 09/20/15

LAST OVERTIME GAME

By Bills: 12/24/16 vs Miami Dolphins, L (34-31)

WON IN OVERTIME

By Bills: 9/7/14 at Chicago Bears (23-20)
By Opponent: 12/1/13 vs. Atlanta Falcons (31-34)

SHUTOUT RECORDED

By Bills: 10/2/16 at New England Patriots (16-0)
By Opponent: 12/28/08 vs. New England Patriots (13-0)

AT LEAST 200-YARDS RUSHING

By Bills: 272 vs Miami Dolphins, 12/24/16
By Opponent: 240 vs Steelers, 12/11/16

AT LEAST 300-YARDS RUSHING

By Bills: 312 vs. San Francisco, 10/16/16
By Opponent: 311 at San Francisco, 10/7/12

AT LEAST 400 NET YARDS PASSING

By Bills: 437 at Minnesota Vikings, 9/15/02
By Opponent: 451 vs. New England Patriots, 09/20/15

AT LEAST 300 NET YARDS PASSING

By Bills: 317 vs Miami Dolphins, 12/24/16
By Opponent: 374 vs New York Jets, 9/15/16

AT LEAST 500 TOTAL YARDS

By Bills: 589 vs Miami Dolphins, 12/24/16
507 vs. New England Patriots, 09/20/15

AT LEAST 400 TOTAL YARDS

By Bills: 589 vs Miami Dolphins, 12/24/16
By Opponent: 494 vs Miami Dolphins, 12/24/16

50 OR MORE POINTS

By Bills: 54 at Kansas City Chiefs, 11/23/08
By Opponent: 52 vs. New England Patriots, 9/30/12

40 OR MORE POINTS

By Bills: 45 vs San Francisco, 10/16/16
By Opponent: 41 vs New England Patriots, 10/30/16

SCORED A TOUCHDOWN ON OFFENSE, DEFENSE AND SPECIAL TEAMS

By Bills: at Denver Broncos, 12/24/11 (C. Spiller rushing TD, J. Byrd interception return, L. McKelvin punt return)
By Opponent: at Cleveland Browns 10/3/13 (Josh Gordon receiving TD, T.J. Ward interception return, Travis Benjamin punt return TD)

2016 TURNOVER ANALYSIS

OFFENSIVE TURNOVERS

| Date | Opponent | Turnover | Yardline | Qtr. | Result (Pts.) |
|-------|----------|----------|----------|------|---------------|
| 9/15 | NYJ | INT | NYJ 13 | 4 | FG (3) |
| 9/25 | ARZ | INT | ARZ 10 | 2 | Punt (0) |
| 10/16 | SF | Fumble | BUF 36 | 1 | FG (3) |
| 10/16 | SF | Fumble | BUF 20 | 4 | Downs (0) |
| 11/7 | SEA | INT | SEA 27 | 3 | Punt (0) |
| 11/20 | CIN | INT | CIN 22 | 2 | INT (0) |
| 12/4 | OAK | INT | BUF 4 | 4 | TD (7) |
| 12/4 | OAK | Fumble | OAK 17 | 4 | Punt (0) |
| 12/11 | PIT | INT | BUF 42 | 4 | FG (3) |

DEFENSIVE TURNOVERS

| Date | Opponent | Turnover | Yardline | Qtr. | Result (Pts.) |
|-------|----------|----------|----------|------|-----------------|
| 9/11 | BAL | Fumble | BAL 47 | 1 | Punt (0) |
| 9/15 | NYJ | Fumble | NYJ 33 | 3 | TD (7) |
| 9/25 | ARZ | INT | ARZ 30 | 4 | FG (3) |
| 9/25 | ARZ | INT | BUF 1 | 4 | Safety (0) |
| 9/25 | ARZ | INT | BUF -1 | 4 | Punt (0) |
| 9/25 | ARZ | INT | BUF -5 | 4 | End of Game (0) |
| 9/25 | ARZ | Fumble | BUF 22 | 3 | TD (7) |
| 10/2 | NE | Fumble | BUF 18 | 2 | Punt (0) |
| 10/9 | LA | Fumble | BUF 37 | 1 | TD (7) |
| 10/9 | LA | INT | LA 41 | 3 | TD (7) |
| 10/9 | LA | INT | LA 17 | 4 | End of Game (0) |
| 11/20 | CIN | INT | CIN 41 | 2 | FG (3) |
| 11/20 | CIN | INT | BUF 41 | 2 | End of Half (0) |
| 12/11 | PIT | INT | BUF 12 | 1 | Punt (0) |
| 12/11 | PIT | INT | PIT 38 | 2 | TD (7) |
| 12/11 | PIT | INT | BUF -6 | 4 | INT (0) |
| 12/24 | MIA | INT | BUF 25 | 2 | INT (0) |

SPECIAL TEAMS TURNOVERS

| Date | Opponent | Turnover | Yardline | Qtr. | Result (Pts.) |
|-------|----------|-----------------|----------|------|---------------|
| 10/16 | SF | Fumble Recovery | SF 27 | 1 | TD (7) |

MISCELLANEOUS TURNOVERS

| Date | Opponent | Explanation |
|------|----------|-------------|
|------|----------|-------------|

2016 ETCs

7-8 Regular Season Record
 1-4 In AFC East Games
 2-2 In AFC North Games
 1-0 In AFC South Games
 0-1 In AFC West Games
 3-1 In NFC Games

4-4 At Home
 3-4 On the Road
 7-8 Outdoors
 0-0 In Domed Stadiums
 1-3 On Grass

0-2 In 3-point or less Games
 6-6 When Won Coin Toss
 1-2 When Lost Coin Toss
 4-3 When Scored First
 3-5 When Opp. Scored First
 0-0 In overtime games

6-1 When Yielding 20 Points or Less

6-5 When Scoring 21 Points or More

5-2 When Led at Halftime
 2-6 When Trailing at Halftime
 0-0 When Tied at Halftime

7-2 When Led at the End of 3rd Quarter
 0-6 When Trailing at the End of 3rd Quarter
 0-0 When Tied at the End of 3rd Quarter

5-2 When Buffalo has 100-Yard Rusher

0-4 When Opp. has 100-Yard Rusher

0-3 When Buffalo has 100-Yard Receiver

0-4 When Opp. has 100-Yard Receiver

0-1 When Buffalo has 300-Yard Passer

0-2 When Opp. has 300-Yard Passer

2016 INSTANT REPLAY

Buffalo has challenged 9 plays this season under the NFL's replay system.

| Date | Opp. | Explanation | Result |
|-------|------|---|----------|
| 9/11 | BAL | Buffalo challenged the runner broke the plane ruling | Upheld |
| 9/15 | NYJ | Buffalo challenged the pass completion ruling | Reversed |
| 10/2 | NE | Buffalo Challenged the short of the line gain ruling | Reversed |
| 10/30 | NE | Buffalo challenged the short of the line to gain ruling | Upheld |
| 11/7 | SEA | Buffalo challenged the runner was in bounds ruling | Reversed |
| 11/27 | JAX | Buffalo challenged the first down ruling | Upheld |
| 11/27 | JAX | Buffalo challenged the pass completion ruling | Reversed |
| 12/11 | PIT | Buffalo challenged the incomplete pass ruling | Reversed |
| 12/24 | MIA | Buffalo challenged the pass completion ruling | Upheld |

REGULAR SEASON WEEK 1 – Bills 7, Ravens 13
September 11, 2016 – M&T Bank Stadium – 71,104

The Buffalo Bills dropped their 2016 regular season-opener, 13-7, to the Baltimore Ravens at M&T Bank Stadium, falling to 0-1 with the loss.

In his return to Baltimore, second-year starting QB Tyrod Taylor completed 68.2% of his pass attempts amongst five pass-catchers. Bills WR Sammy Watkins hauled in four passes for a team-high 43 yards and TE Charles Clay added four receptions for 40 yards and had Buffalo's largest offensive gain of the day with a 33-yard reception.

Running back LeSean McCoy had a game-high 58 rushing yards and scored Buffalo's lone touchdown on a fourth-and-goal situation in the second quarter.

Defensively, LBs Preston Brown and Zach Brown led the way with eight total tackles while CB Ronald Darby added a team-high seven individual tackles.

Jerry Hughes had a two sack performance and free-agent acquisitions LB Lorenzo Alexander (0.5) and DE Leger Douzable (1.5) rounded out Buffalo's fierce four-sack performance.

Leading the way for the Ravens was QB Joe Flacco, who finished the day 23-for-34 passing for 258 yards with one touchdown. Receiver Mike Wallace scored Baltimore's only touchdown of the contest with a 66-yard pass reception in the second quarter and a pair of Justin Tucker field goals provided enough offense to propel the Ravens.

| TEAM | 1 | 2 | 3 | 4 | Final |
|--------|---|---|---|---|-------|
| BILLS | 0 | 7 | 0 | 0 | 7 |
| RAVENS | 3 | 7 | 0 | 3 | 13 |

| TEAM | QTR. | TIME | SCORING PLAY | DRIVE | SCORE |
|------|------|-------|---|-------------|-------|
| BAL | 1 | 0:35 | J.Tucker 50 yd. Field Goal | 9-59, 4:47 | 0-3 |
| BAL | 2 | 10:11 | M.Wallace 66 yd. pass from J.Flacco (J.Tucker kick) | 6-85, 2:48) | 0-10 |
| BUF | 2 | 3:02 | L.McCoy 1 yd. run (D.Carpenter kick) | 12-75, 7:09 | 7-10 |
| BAL | 4 | 5:39 | J.Tucker 37 yd. Field Goal | 13-59, 5:59 | 7-13 |

BUF BAL

| | | |
|-------------------|---------|---------|
| First Downs | 11 | 18 |
| Rushes-Yards | 24-65 | 28-83 |
| Net Passing Yards | 95 | 225 |
| Total Net Yards | 160 | 308 |
| Passing (A-C-I) | 15-22-0 | 34-23-0 |
| Sacked by Opp. | 2-16 | 4-33 |
| Punts-Average | 7-44.7 | 3-42.7 |
| Fumbles-Lost | 0-0 | 1-1 |
| Penalties | 8-89 | 6-35 |
| Time of Poss. | 27:07 | 32:53 |

RUSHING

RAVENS: J. Forsett 10-41; T. West 12-32; M. Wallace 1-11; K. Juszczyk 1-2; J. Flacco 4-minus-3

BILLS: L. McCoy 16-58; T. Taylor 5-11; R. Bush 3-minus-4

PASSING

RAVENS: J. Flacco 23-34, 258 yards, 1 TD

BILLS: T. Taylor 15-22, 111 yards

RECEIVING

RAVENS: S. Smith 5-19; M. Wallace 3-91, 1 TD; D. Pitta 3-39; J. Forsett 3-15; K. Juszczyk 2-21; K. Aiken 2-14; T. West 2-6; B. Perriman 1-35; C. Moore 1-13; C. Gillmore 1-5

BILLS: S. Watkins 4-43; R. Woods 4-20; L. McCoy 4-12; C. Clay 2-40; M. Gillislee 1-minus-4

REGULAR SEASON WEEK 2 – Bills 31, Jets 37
September 15, 2016 – New Era Field – 70,256

The Buffalo Bills lost their home opener 37-31 to the New York Jets in the inaugural game at New Era Field, falling to 0-2 on the season with the loss.

Quarterback Tyrod Taylor threw for a career-best 297 yards and three touchdowns, including an 84 yard touchdown pass to WR Marquise Goodwin, a career-long for both players. Goodwin finished the game with his first 100 yard receiving performance, WR Greg Salas scored on a 71 touchdown reception and hauled in a career-high 89 receiving yards and TE Charles Clay added a team-high five receptions.

On the defensive side of the ball, LB Preston Brown recorded a game-high 16 total tackles, LB Zach Brown added eight solo tackles with 14 total tackles and LB Lorenzo Alexander recorded the game's only sack.

Cornerback Nickell Robey-Coleman recovered a fumble forced by Preston Brown and returned it 36 yards for the game's only defensive touchdown.

New York was led by QB Ryan Fitzpatrick, who completed 24 of his 34 passes for 374 yards and one touchdown. Jets WR Eric Decker caught six passes for 126 yards and one touchdown, WR Brandon Marshall recorded six catches for 101 yards and WR Quincy Enunwa chipped in six receptions for 92 yards. On the ground, Matt Forte led the way with 100 yards rushing and three scores.

| TEAM | 1 | 2 | 3 | 4 | Final |
|-------|---|----|----|----|-------|
| BILLS | 7 | 3 | 14 | 7 | 31 |
| JETS | 6 | 14 | 7 | 10 | 37 |

| TEAM | QTR. | TIME | SCORING PLAY | DRIVE | SCORE |
|------|------|-------|--|-------------|-------|
| NYJ | 1 | 6:41 | N.Folk 28 yd. Field Goal | 15-65, 8:19 | 3-0 |
| BUF | 1 | 5:16 | M.Goodwin 84 yd. pass from T.Taylor (D.Carpenter kick) | 3-82, 1:25 | 3-7 |
| NYJ | 1 | 0:00 | N.Folk 29 yd. Field Goal | 9-75, 5:16 | 6-7 |
| NYJ | 2 | 11:07 | M.Forte 1 yd. run (N.Folk kick) | 6-66, 2:15 | 13-7 |
| NYJ | 2 | 3:53 | E.Decker 5 yd. pass from R.Fitzpatrick (N.Folk kick) | 7-77, 3:54 | 20-7 |
| BUF | 2 | 0:05 | D.Carpenter 39 yd. Field Goal | 13-54, 3:48 | 20-10 |
| BUF | 3 | 14:09 | G.Salas 71 yd. pass from T.Taylor (D.Carpenter kick) | 3-75, 0:51 | 20-17 |
| BUF | 3 | 11:15 | N.Robey-Coleman 36 yd. fumble return (D.Carpenter kick) | N/A | 20-24 |
| NYJ | 3 | 2:12 | M.Forte 3 yd. run (N.Folk kick) | 12-84, 6:27 | 27-24 |
| NYJ | 4 | 10:40 | N.Folk 36 yd. Field Goal | 8-69, 4:12 | 30-24 |
| NYJ | 4 | 4:02 | M.Forte 12 yd. run (N.Folk kick) | 5-56, 3:01 | 37-24 |
| BUF | 4 | 1:17 | M.Gillislee 18 yd. pass from T.Taylor (D.Carpenter kick) | 10-75, 2:45 | 37-31 |

BUF NYJ

| | | |
|-------------------|---------|---------|
| First Downs | 16 | 28 |
| Rushes-Yards | 19-86 | 36-123 |
| Net Passing Yards | 307 | 370 |
| Total Net Yards | 393 | 493 |
| Passing (A-C-I) | 19-31-1 | 34-24-0 |
| Sacked by Opp. | 0-0 | 1-4 |
| Punts-Average | 3-39.3 | 2-41.0 |
| Fumbles-Lost | 1-0 | 2-1 |
| Penalties | 6-59 | 7-50 |
| Time of Poss. | 20:48 | 39:12 |

RUSHING

JETS: M. Forte 30-100; R. Fitzpatrick 5-21; B. Powell 1-2

BILLS: L. McCoy 15-59; T. Taylor 2-25; E. Manuel 2-2

PASSING

JETS: R. Fitzpatrick 24-34, 374 yards, 1 TD

BILLS: T. Taylor 18-30, 297 yards, 3 TDs; E. Manuel 1-1. 10 yards

RECEIVING

JETS: E. Decker 6-126; B. Marshall 6-101; Q. Enunwa 6-92; J. Marshall 3-45; M. Forte 2-9; B. Powell 1-1

BILLS: M. Goodwin 2-112; G. Salas 4-89; L. McCoy 4-31; C. Clay 5-27; S. Watkins 2-20; M. Gillislee 1-18; R. Woods 1-10

REGULAR SEASON WEEK 3 – Bills 33, Cardinals 18
September 25, 2016 – New Era Field – 68,647

The Buffalo Bills used a powerful rushing attack and a stout defensive performance to top the Arizona Cardinals 33-18 at New Era Field, lifting their record to 1-2 on the season.

Running back LeSean McCoy ran for 110 yards on 17 carries, boasting a 6.5 yards per carry average and having his first multi-touchdown game as a Bill. Quarterback Tyrod Taylor provided 76 yards on the ground, including a 20-yard touchdown run and a team-record 49-yard scamper.

Robert Woods was Buffalo's top receiving option on the day with six catches for 51 yards and fellow receiver Walt Powell recorded his first three career catches for 28 yards.

Defensively, Stephon Gilmore notched two interceptions with Corey Graham and Corey White each picking one off themselves. Lorenzo Alexander finished the day with 1.5 sacks, his third consecutive game with a sack, and was joined by, Graham, Kyle Williams, Jerry Hughes and Lerentee McCray in the sack column. Linebacker Zach Brown recorded 12 total tackles with 10 individual stops and White recorded eight solo tackles and nine combination tackles.

Aaron Williams recovered a fumble on special teams and raced it back 53 yards for the score, resulting in Buffalo's second consecutive game with a fumble returned for a touchdown.

Arizona was paced by running back David Johnson, who ran for 83 yards and two touchdowns and recorded 28 through the air. Quarterback Carson Palmer threw for 287 yards, John Brown had a game-high 70 receiving yards and defensive back Patrick Peterson recorded an interception.

| TEAM | 1 | 2 | 3 | 4 | Final |
|-----------|----|---|----|---|-------|
| Bills | 10 | 7 | 13 | 3 | 33 |
| Cardinals | 0 | 7 | 6 | 5 | 18 |

| TEAM | QTR. | TIME | SCORING PLAY | DRIVE | SCORE |
|-----------|------|-------|--|-------------|-------|
| Bills | 1 | 3:29 | D.Carpenter 19 yd. Field Goal | 7-77, 3:51 | 3-0 |
| Bills | 1 | 0:55 | L.McCoy 24 yd. run (D.Carpenter kick) | 5-53, 1:30 | 10-0 |
| Bills | 2 | 10:25 | L.McCoy 5 yd. run (D.Carpenter kick) | 6-52, 2:51 | 17-0 |
| Cardinals | 2 | 1:05 | D.Johnson 4 yd. run (C.Catanzaro kick) | 17-84, 9:20 | 17-7 |
| Bills | 3 | 10:31 | T.Taylor 20 yd. run (kick failed, wr) | 6-47, 2:49 | 23-7 |
| Bills | 3 | 2:25 | A.Williams 53 yd. fumble return (D.Carpenter kick) | N/A | 30-7 |
| Cardinals | 3 | 0:12 | D.Johnson 22 yd. run (pass failed) | 6-83, 2:13 | 30-13 |
| Cardinals | 4 | 10:36 | C.Catanzaro 60 yd. Field Goal | 5-4, 2:19 | 30-16 |
| Bills | 4 | 4:48 | D.Carpenter 45 yd. Field Goal | 4-3, 1:42 | 33-16 |
| Cardinals | 4 | 3:04 | L.McCoy tackled in end zone by C.Peters for a Safety | N/A | 33-18 |

BUF ARZ

| | | |
|-------------------|---------|---------|
| First Downs | 16 | 25 |
| Rushes-Yards | 32-208 | 22-88 |
| Net Passing Yards | 88 | 260 |
| Total Net Yards | 296 | 348 |
| Passing (A-C-I) | 25-14-1 | 50-26-4 |
| Sacked by Opp. | 4-31 | 5-27 |
| Punts-Average | 6-35.3 | 5-35.6 |
| Fumbles-Lost | 3-0 | 3-1 |
| Penalties | 9-75 | 8-50 |
| Time of Poss. | 26:00 | 34:00 |

RUSHING

CARDINALS: D. Johnson 19-83; C.

Johnson 2-5; D. Butler 1-0

BILLS: L. McCoy 17-110; T. Taylor 9-76;

M. Gillislee 3-20; J. Williams 3-2

PASSING

CARDINALS: C. Palmer 26-50, 287

yards, 4 INTs

BILLS: T. Taylor 14-15, 119 yards, 1 INT

RECEIVING

CARDINALS: L. Fitzgerald 7-60; Jo.

Brown 6-70; M. Floyd 4-65; Ja. Brown 3-

49; D. Johnson 3-28; D. Fells 2-15; T.

Niklas 1-0

BILLS: R. Woods 6-51; W. Powell 3-28;

L. McCoy 3-6; N. O'Leary 1-28; M.

Goodwin 1-6

REGULAR SEASON WEEK 4 – Bills 16, Patriots 0
October 2, 2016 – Gillette Stadium – 66, 829

The Buffalo Bills recorded their first road shutout in 26 years to defeat the New England Patriots 16-0 at Gillette Stadium. With the win, Buffalo improves its record to 2-2 on the season.

Buffalo's offense was paced by LeSean McCoy's 108 yards of total offense, including a seven-yard touchdown pass from Tyrod Taylor for the game's only touchdown. McCoy finished the game with 70 rushing yards and six receptions for 38 yards.

Taylor completed a season-high 27 passes on a season-high 39 attempts for 246 yards and added 28 yards on the ground while WR Robert Woods led Buffalo with 89 yards on a game-high seven receptions. Tight end Charles Clay chipped in five receptions for 47 yards.

On the defensive side of the ball, LB Zach Brown recorded a career-high 18 tackles, forced two fumbles and added one sack. Linebackers Jerry Hughes and Lorenzo Alexander each contributed sacks to the shutout and both reached 4.0 sacks on the season, good for third in the NFL. Safety Aaron Williams recorded three passes defended and Preston Brown finished with seven total tackles. With the performance, Zach Brown sits first in the league with 52 tackles and Preston Brown is 10th with 37 tackles.

The New England Patriots were led by tight end Martellus Bennett, whose 58 yard reception in the second quarter sparked his five-reception, 109 yard performance. LeGarrette Blount ran for 54 yards, rookie QB completed 63% of his passes for 205 yards and cornerback Logan Ryan set career-highs with 14 individual tackles and 17 total tackles.

| TEAM | 1 | 2 | 3 | 4 | Final |
|----------|---|---|---|---|-------|
| Bills | 7 | 6 | 3 | 0 | 16 |
| Patriots | 0 | 0 | 0 | 0 | 0 |

| TEAM | QTR. | TIME | SCORING PLAY | DRIVE | SCORE |
|-------|------|-------|---|-------------|-------|
| Bills | 1 | 5:31 | L.McCoy 7 yd. pass from T.Taylor (D.Carpenter kick) | 12-65, 7:11 | 7-0 |
| Bills | 2 | 14:49 | D.Carpenter 34 yd. Field Goal | 10-52, 3:58 | 10-0 |
| Bills | 2 | 7:46 | D.Carpenter 43 yd. Field Goal | 12-71, 4:40 | 13-0 |
| Bills | 3 | 0:28 | D.Carpenter 44 yd. Field Goal | 11-44, 4:27 | 16-0 |

BUF NE

| | | |
|-------------------|---------|---------|
| First Downs | 24 | 13 |
| Rushes-Yards | 32-134 | 22-90 |
| Net Passing Yards | 244 | 187 |
| Total Net Yards | 378 | 277 |
| Passing (A-C-I) | 39-27-0 | 27-17-0 |
| Sacked by Opp. | 2-2 | 3-18 |
| Punts-Average | 4-40.8 | 6-52.2 |
| Fumbles-Lost | 0-0 | 5-1 |
| Penalties | 6-60 | 9-74 |
| Time of Poss. | 36:11 | 23:49 |

RUSHING

PATRIOTS: L. Blount 13-54; J. Brissett 4-

23; J. White 4-12; J. Edelman 1-1

BILLS: L. McCoy 19-70; M. Gillislee 6-30;

T. Taylor 5-28; B. Tate 1-4; J. Felton 1-2

PASSING

PATRIOTS: J. Brissett 17-27, 205 yards

BILLS: T. Taylor 27-29, 246 yards, 1 TD

RECEIVING

PATRIOTS: M. Bennett 5-109; J. White

5-50; L. Blount 3-4; B. Bolden 2-15; J.

Edelman 1-16; R. Gronkowski 1-11

BILLS: R. Woods 7-89; L. McCoy 6-38,

C. Clay 5-47; W. Powell 4-22, N. O'Leary

2-20; M. Gillislee 1-13; M. Goodwin 1-12;

J. Felton 1-5

REGULAR SEASON WEEK 5 – Bills 30, Rams 19
October 9, 2016 – LA Coliseum – 83,679

The Buffalo Bills won their third consecutive game by downing the Los Angeles Rams 30-19 in their first game in Los Angeles since 1983. With the win, Buffalo rises to 3-2 on the season.

Running back LeSean McCoy rushed averaged 8.3 yards per carry and totaled 150 yards on the ground, his highest output in two years. Quarterback Tyrod Taylor threw for a pair of touchdowns and added 28 yards on the ground and running back Mike Gillislee scored on a five yard rush. Tight end Charles Clay had his most efficient game of the year with five receptions for 73 yards.

On the defensive side of the ball, LB Lorenzo Alexander notched 3.0 sacks to extend his sack streak to five games and push his total to an NFL-high 7.0 sacks. In his return to the stadium where he starred at USC, CB Nickell Robey-Coleman recorded two interceptions and took one back 41 yards for a touchdown. Rookie DT Adolphus Washington added his first career sack on the day as well.

Leading the way for the Rams was RB Todd Gurley, who totaled a season-high 108 total yards and one touchdown. Quarterback Case Keenum threw for 271 yards, WR Tavon Austin caught seven passes for 59 yards and added 26 yards on the ground and WR Kenny Britt recorded a game-high 75 receiving yards.

| TEAM | 1 | 2 | 3 | 4 | Final |
|-------|---|----|---|---|-------|
| BILLS | 7 | 9 | 7 | 7 | 30 |
| RAMS | 3 | 10 | 3 | 3 | 19 |

| TEAM | QTR. | TIME | SCORING PLAY | DRIVE | SCORE |
|-------|------|-------|---|-------------|-------|
| Rams | 1 | 9:31 | G.Zuerlein 37 yd. Field Goal | 12-60, 5:29 | 0-3 |
| Bills | 1 | 2:22 | J.Hunter 4 yd. pass from T.Taylor (D.Carpenter kick) | 12-76, 7:09 | 7-3 |
| Bills | 2 | 13:59 | M.Gillislee 5 yd. run (kick blocked) | 2-63, 1:01 | 13-3 |
| Rams | 2 | 7:46 | G.Zuerlein 32 yd. Field Goal | 5-52, 2:33 | 13-6 |
| Rams | 2 | 1:56 | T.Gurley 1 yd. run (G.Zuerlein kick) | 8-64, 4:39 | 13-13 |
| Bills | 2 | 0:00 | D.Carpenter 23 yd. Field Goal | 10-70, 1:56 | 16-13 |
| Rams | 3 | 8:05 | G.Zuerlein 54 yd. Field Goal | 9-48, 5:13 | 16-16 |
| Bills | 3 | 3:54 | N.Robey-Coleman 41 yd. interception return (D.Carpenter kick) | N/A | 23-16 |
| Rams | 4 | 5:51 | G.Zuerlein 22 yd. Field Goal | 13-89, 8:16 | 23-19 |
| Bills | 4 | 2:37 | M.Goodwin 6 yd. pass from T.Taylor (D.Carpenter kick) | 3-25, 1:04 | 30-19 |

BUF LA

| | | |
|-------------------|---------|---------|
| First Downs | 15 | 23 |
| Rushes-Yards | 27-193 | 29-102 |
| Net Passing Yards | 112 | 243 |
| Total Net Yards | 305 | 345 |
| Passing (A-C-I) | 23-12-0 | 31-21-2 |
| Sacked by Opp. | 2-12 | 4-28 |
| Punts-Average | 6-46.0 | 2-54.5 |
| Fumbles-Lost | 1-0 | 2-1 |
| Penalties | 7-60 | 6-40 |
| Time of Poss. | 24:26 | 35:34 |

RUSHING

RAMS: T. Gurley 23-72; T. Austin 3-26; M. Brown 2-2; B. Marquez 1-2
BILLS: L. McCoy 18-150; T. Taylor 5-28; M. Gillislee 2-6; J. Felton 1-6; R. Bush 1-3

PASSING

RAMS: C. Keenum 21-31, 271 yards, 2 INT
BILLS: T. Taylor 12-23, 124 yards, 2 TDs

RECEIVING

RAMS: T. Austin 7-59; K. Britt 5-75; B. Quick 3-51; T. Gurley 3-36; L. Kendricks 2-24; M. Brown 1-26
BILLS: C. Clay 5-73; R. Woods 2-26; M. Goodwin 2-13; L. McCoy 2-8, J. Hunter 1-4

REGULAR SEASON WEEK 6 – Bills 45, 49ers 16
October 16, 2016 – New Era Field – 70,003

The Buffalo Bills used a 312 yard rushing performance to gash the San Francisco 49ers 45-16 at New Era Field. With 491 yards of total offense, their most since the 2010 season, the Bills have won four games in a row for the first time since ripping off four straight to open the 2008 season.

Running back LeSean McCoy ran for 140 yards and three touchdowns on 19 carries, his fourth straight game with over 100 yards from scrimmage. McCoy became the third running back to rush for 140 yards and three touchdowns on under 20 carries since entering the league in 2009. With his week six performance, McCoy now leads the AFC in rushing.

Quarterback Tyrod Taylor tossed two touchdowns and added 68 yards on the ground to push his season total to 236, the highest rushing total in the league amongst quarterbacks. Running back Mike Gillislee chipped in 60 yards and a touchdown on the ground, WR Robert Woods caught his first touchdown of the season and WR Justin Hunter caught his second touchdown in as many games since debuting with Buffalo.

Defensively, LB Preston Brown led the way with nine tackles, rookie DE Adolphus Washington recorded a sack for the second straight game and LB Lorenzo Alexander became the first Bills linebacker to ever have a six-game sack streak while pushing his season total to 8.0 on the year, the most in the NFL. Defensive back Nickell Robey-Coleman forced a special teams fumble to account for his third turnover in two weeks.

For the 49ers, QB Colin Kaepernick threw for 187 yards and a touchdown while adding 66 yards on the ground in his season debut. Wide receiver Torrey Smith recorded a game-high 76 receiving yards and LB Nick Bellore led the game with 12 tackles and forced a fumble.

| TEAM | 1 | 2 | 3 | 4 | Final |
|-------|---|----|---|----|-------|
| BILLS | 7 | 10 | 7 | 21 | 45 |
| 49ers | 3 | 10 | 0 | 3 | 16 |

| TEAM | QTR. | TIME | SCORING PLAY | DRIVE | SCORE |
|-------|------|-------|---|-------------|-------|
| 49ers | 1 | 5:43 | P.Dawson 33 yd. Field Goal | 7-13, 3:53 | 0-3 |
| BILLS | 1 | 0:14 | L.McCoy 4 yd. run (D.Carpenter kick) | 11-75, 5:29 | 7-3 |
| 49ers | 2 | 13:56 | T.Smith 53 yd. pass from C.Kaepernick (P.Dawson kick) | 4-75, 1:18 | 7-10 |
| BILLS | 2 | 10:18 | L.McCoy 12 yd. run (D.Carpenter kick) | 7-75, 3:38 | 14-10 |
| 49ers | 2 | 5:54 | P.Dawson 48 yd. Field Goal | 9-59, 4:24 | 14-13 |
| BILLS | 2 | 0:21 | D.Carpenter 40 yd. Field Goal | 14-53, 5:33 | 17-13 |
| BILLS | 3 | 2:34 | J.Hunter 30 yd. pass from T.Taylor (D.Carpenter kick) | 4-60, 1:55 | 24-13 |
| 49ers | 4 | 14:48 | P.Dawson 47 yd. Field Goal | 8-46, 2:46 | 24-16 |
| BILLS | 4 | 10:53 | L.McCoy 18 yd. run (D.Carpenter kick) | 8-75, 3:55 | 31-16 |
| BILLS | 4 | 10:32 | R.Woods 5 yd. pass from T.Taylor (D.Carpenter kick) | 1-27, 0:11 | 38-16 |
| BILLS | 4 | 5:34 | M.Gillislee 44 yd. run (D.Carpenter kick) | 7-73, 3:25 | 45-16 |

BUF SF

| | | |
|-------------------|---------|---------|
| First Downs | 29 | 16 |
| Rushes-Yards | 44-312 | 28-133 |
| Net Passing Yards | 179 | 167 |
| Total Net Yards | 491 | 300 |
| Passing (A-C-I) | 28-17-0 | 29-13-0 |
| Sacked by Opp. | 3-0 | 3-20 |
| Punts-Average | 3-50.7 | 5-41.8 |
| Fumbles-Lost | 3-2 | 2-1 |
| Penalties | 7-71 | 6-52 |
| Time of Poss. | 35:11 | 24:49 |

RUSHING

49ers: C. Kaepernick 8-66; C. Hyde 14-52; M. Davis 5-13; S. Draughn 1-2
BILLS: L. McCoy 19-140; T. Taylor 8-68; M. Gillislee 6-60; J. Williams 5-21; E. Manuel 3-11; R. Bush 2-6; R. Woods 1-6

PASSING

49ers: C. Kaepernick 13-29, 187 yards, 1 TD
BILLS: T. Taylor 17-26, 179 yards, 2 TDs; E. Manuel 0-2, 0 yards

RECEIVING

49ers: T. Smith 3-76; Q. Patton 4-52; V. McDonald 2-25; R. Streater 1-16; J. Kerley 2-12; M. Davis 1-6
BILLS: C. Clay 5-52; R. Woods 5-44; J. Hunter 1-30; N. O'Leary 2-29; M. Goodwin 2-22; L. McCoy 1-2

REGULAR SEASON WEEK 7 – Bills 25, Dolphins 28
October 23, 2016 – Hard Rock Stadium – 65,658

The Buffalo Bills were unable to win their fifth straight game, losing a close contest to the Miami Dolphins, 28-25, at Hard Rock Stadium. With the result, Buffalo slips to 4-3 on the season.

Quarterback Tyrod Taylor threw for 221 yards and a touchdown and added 35 yards and a score on the ground, his fourth career game with a touchdown on the air and ground. Receiver Marquise Goodwin caught four passes for 93 yards and a 67 yard touchdown and RB Reggie Bush added his first Bills touchdown in the fourth quarter.

Defensively, LB Lorenzo Alexander extended his sack streak to seven games and upped his NFL-high total to 9.0 on the year. Defensive back Ronald Darby added a game-high eight solo tackles and safety Corey Graham added three passes defended.

Wide receiver Brandon Tate added 71 total return yards and 31 yards receiving.

Running back Jay Ajayi led the Dolphins with 214 yards rushing and one score. Kenny Stills added five catches for 100 yards, including a 66-yard receiving touchdown, and WR Jarvis Landry had 78 yards through the air. Cameron Wake had a game-high 1.5 sacks for the Dolphins, who had four total as a team.

| TEAM | 1 | 2 | 3 | 4 | Final |
|----------|---|---|---|----|-------|
| BILLS | 3 | 7 | 7 | 8 | 25 |
| DOLPHINS | 3 | 3 | 8 | 14 | 28 |

| TEAM | QTR. | TIME | SCORING PLAY | DRIVE | SCORE |
|----------|------|-------|--|-------------|-------|
| Dolphins | 1 | 7:28 | A.Franks 36 yd. Field Goal | 15-64, 7:32 | 0-3 |
| Bills | 1 | 0:49 | D.Carpenter 29 yd. Field Goal | 6-20, 1:59 | 3-3 |
| Bills | 2 | 11:47 | T.Taylor 10 yd. run (D.Carpenter kick) | 7-40, 2:50 | 10-3 |
| Dolphins | 2 | 3:47 | A.Franks 33 yd. Field Goal | 12-58, 8:00 | 10-6 |
| Bills | 3 | 5:51 | M.Goodwin 67 yd. pass from T.Taylor (D.Carpenter kick) | 1-67, 0:09 | 17-6 |
| Dolphins | 3 | 0:18 | J.Ajayi 4 yd. run (R.Tannehill-J.Landry pass) | 10-75, 5:33 | 17-14 |
| Dolphins | 4 | 3:56 | D.Williams 12 yd. run (A.Franks kick) | 6-64, 3:49 | 17-21 |
| Dolphins | 4 | 2:24 | K.Stills 66 yd. pass from R.Tannehill (A.Franks kick) | 3-70, 1:03 | 17-28 |
| Bills | 4 | 0:14 | R.Bush 1 yd. run (T.Taylor-R.Bush pass) | 13-75, 2:10 | 25-28 |

BUF MIA

| | | |
|-------------------|---------|---------|
| First Downs | 16 | 26 |
| Rushes-Yards | 22-67 | 41-256 |
| Net Passing Yards | 200 | 198 |
| Total Net Yards | 267 | 454 |
| Passing (A-C-I) | 28-14-0 | 25-15-0 |
| Sacked by Opp. | 4-21 | 1-6 |
| Punts-Average | 7-41.1 | 5-25.0 |
| Fumbles-Lost | 0-0 | 0-0 |
| Penalties | 6-45 | 13-116 |
| Time of Poss. | 22:58 | 37:02 |

RUSHING

DOLPHINS: J. Ajayi 28-214; R. Tannehill 6-21; D. Williams 4-16; A. Foster 3-5
BILLS: T. Taylor 7-35; M. Gillislee 5-20; L. McCoy 8-11; R. Bush; J. Felton

PASSING

DOLPHINS: R. Tannehill 15-25, 204, 1 TD
BILLS: T. Taylor 14-28, 221, 1 TD

RECEIVING

DOLPHINS: K. Stills 5-100; J. Landry 5-78; D. Parker 3-20; A. Foster 1-4; J. Ajayi 1-2
BILLS: M. Goodwin 4-93; B. Tate 2-31; C. Clay 2-29; J. Hunter 2-25; W. Powell 2-23; R. Bush 1-13; N. O'Leary 1-7

REGULAR SEASON WEEK 8 – Bills 25, Patriots 41
October 30, 2016 – New Era Field – 70,442

The Buffalo Bills were defeated by the New England Patriots, 41-25, at New Era Field to fall to 4-4 at the midway point of the season.

Running back Mike Gillislee ran for a season-high 85 rushing yards to pace a 167 yard rushing performance for the Bills, which included four rushers having a carry of over 10 yards. Quarterback Tyrod Taylor threw for 183 yards and added a career-long touchdown run of 26 yards. Wide-out Walter Powell had a career-high 59 receiving yards and RB Reggie Bush added a season-high 94 all-purpose yards for the Bills.

On the defensive side of the ball, LB Zach Brown added 11 tackles to push his season-total an NFL-high 87, 13 more than the next best tackler. Rookie Shaq Lawson added his first career sack in his first home game, LB Preston Brown contributed his first career sack, DT Marcell Dareus added a sack in his first game of the year and LB Zach Brown and DT Kyle Williams had sacks to lead the Buffalo defense.

New England was anchored by Tom Brady's 315 passing yards and four touchdowns on the day. Tight end Rob Gronkowski caught five passes for 109 yards and a touchdown, WR Chris Hogan hauled in four passes for 91 yards and a score and DE Trey Flowers chipped in a game-high two sacks for the winning side.

| TEAM | 1 | 2 | 3 | 4 | Final |
|----------|----|----|----|---|-------|
| BILLS | 3 | 7 | 7 | 8 | 25 |
| PATRIOTS | 14 | 10 | 14 | 3 | 41 |

| TEAM | QTR. | TIME | SCORING PLAY | DRIVE | SCORE |
|----------|------|-------|---|-------------|-------|
| Bills | 1 | 11:05 | D.Carpenter 23 yd. Field Goal | 10-70, 3:55 | 3-0 |
| Patriots | 1 | 4:35 | D.Amendola 9 yd. pass from T.Brady (S.Gostkowski kick) | 14-70, 6:30 | 3-7 |
| Patriots | 1 | 1:33 | C.Hogan 53 yd. pass from T.Brady (S.Gostkowski kick) | 3-45, 2:08 | 3-14 |
| Bills | 2 | 6:26 | M.Gillislee 3 yd. run (D.Carpenter kick) | 5-59, 2:14 | 10-14 |
| Patriots | 2 | 4:18 | R.Gronkowski 53 yd. pass from T.Brady (S.Gostkowski kick) | 4-79, 2:08 | 10-21 |
| Patriots | 2 | 0:00 | S.Gostkowski 51 yd. Field Goal | 5-28, 0:27 | 10-24 |
| Patriots | 3 | 14:00 | J.Edelman 12 yd. pass from T.Brady (S.Gostkowski kick) | 2-24, 1:00 | 10-31 |
| Bills | 3 | 7:57 | T.Taylor 26 yd. run (D.Carpenter kick) | 13-75, 6:03 | 17-31 |
| Patriots | 3 | 3:05 | L.Blount 1 yd. run (S.Gostkowski kick) | 12-75, 4:52 | 17-38 |
| Patriots | 4 | 7:06 | S.Gostkowski 32 yd. Field Goal | 13-76, 7:49 | 17-41 |
| Bills | 4 | 0:30 | J.Williams 1 yd. run (E.Manuel-N.O'Leary pass) | 6-66, 1:56 | 25-41 |

BUF NE

| | | |
|-------------------|---------|---------|
| First Downs | 25 | 23 |
| Rushes-Yards | 26-167 | 23-72 |
| Net Passing Yards | 209 | 285 |
| Total Net Yards | 376 | 357 |
| Passing (A-C-I) | 40-20-0 | 33-22-0 |
| Sacked by Opp. | 2-9 | 5-30 |
| Punts-Average | 3-43.7 | 3-44.7 |
| Fumbles-Lost | 2-0 | 1-0 |
| Penalties | 12-84 | 10-116 |
| Time of Poss. | 30:09 | 29:51 |

RUSHING

PATRIOTS: L. Blount 18-43; J. White 2-15; T. Brady 1-15; J. Edelman 1-0; J. Garoppolo 1-minus-1
BILLS: M. Gillislee 12-85; T. Taylor 5-48; C. Schmidt 1-16; B. Tate 1-14; J. Williams 5-12; R. Bush 2-minus-8

PASSING

PATRIOTS: T. Brady 22-33, 315 yards, 4 TD's
BILLS: T. Taylor 19-38, 183 yards; E. Manuel 1-2, 35 yards

RECEIVING

PATRIOTS: R. Gronkowski 5-109, C. Hogan 4-91, J. Edelman 4-37, M. Bennett 4-35, D. Amendola 3-29, J. White 2-14
BILLS: W. Powell 3-59, R. Woods 4-50, R. Bush 2-34, J. Felton 2-26, B. Tate 2-17, N. O'Leary 1-10, M. Gillislee 3-9, J. Hunter 1-7, C. Clay 1-6

REGULAR SEASON WEEK 9 – Bills 25, Seahawks 31
November 7, 2016 – CenturyLink Field – 69,084

The Buffalo Bills dropped a tightly contested match versus the Seattle Seahawks on their only Monday Night Football appearance of the season, losing 31-25 on the road. With the loss, the Bills head into the bye week at 4-5.

Buffalo racked up 425 total net yards of offense and scored on their first play from scrimmage for the first time since the 1998 season. LeSean McCoy paced a 162-yard team rushing performance with a game-high 85 yards, QB Tyrod Taylor added 43 yards and a touchdown on the ground and RB Mike Gillislee had 32 yards rushing and a score for the Bills. McCoy also chipped in 35 receiving yards to finish the day with over 100 yards from scrimmage.

Taylor threw for 289 yards, his second highest total ever, and a touchdown to WR Justin Hunter, who is tied with WR Marquise Goodwin with a team-high three TDs on the season. Robert Woods caught a career-high 10 passes for a career-high 162 yards and Goodwin racked up 43 receiving yards of his own.

On the other side of the line of scrimmage, LB Lorenzo Alexander notched his NFL-leading 10th sack of the season, DT Kyle Williams added a sack, rookie DE Shaq Lawson had a sack for his second consecutive game and LB Jerry Hughes registered a sack and blocked punt on the day.

Seattle was led by QB Russell Wilson, who completed 77% of his passes for 282 yards and two touchdowns. Tight end Jimmy Graham recorded eight catches for 103 yards and two TDs, WR Doug Baldwin caught six passes for 89 yards and LB Bobby Wagner was responsible for 16 tackles and 0.5 sacks.

| TEAM | 1 | 2 | 3 | 4 | Final |
|----------|----|----|---|---|-------|
| BILLS | 14 | 3 | 0 | 8 | 25 |
| SEAHAWKS | 7 | 21 | 0 | 3 | 31 |

| TEAM | QTR. | TIME | SCORING PLAY | DRIVE | SCORE |
|----------|------|-------|--|--------------|-------|
| Bills | 1 | 13:32 | T.Taylor 3 yd. run (D.Carpenter kick) | 1-3, 0:04 | 7-0 |
| Seahawks | 1 | 12:21 | R.Wilson 3 yd. run (S.Hauschka kick) | 3-58, 1:11 | 7-7 |
| Bills | 1 | 2:21 | J.Hunter 5 yd. pass from T.Taylor (D.Carpenter kick) | 17-75, 10:00 | 14-7 |
| Seahawks | 2 | 14:54 | J.Graham 17 yd. pass from R.Wilson (S.Hauschka kick) | 5-65, 2:27 | 14-14 |
| Bills | 2 | 9:32 | D.Carpenter 31 yd. Field Goal | 12-62, 5:22 | 17-14 |
| Seahawks | 2 | 4:29 | C.Michael 3 yd. run (S.Hauschka kick) | 3-40, 1:42 | 17-21 |
| Seahawks | 2 | 1:00 | J.Graham 18 yd. pass from R.Wilson (S.Hauschka kick) | 6-68, 1:19 | 17-28 |
| Bills | 4 | 14:26 | M.Gillislee 1 yd. run (T.Taylor run) | 13-82, 6:49 | 25-28 |
| Seahawks | 4 | 9:49 | S.Hauschka 49 yd. Field Goal | 8-44, 4:37 | 25-31 |

| | BUF | SEA |
|-------------------|---------|---------|
| First Downs | 30 | 19 |
| Rushes-Yards | 38-162 | 12-33 |
| Net Passing Yards | 263 | 245 |
| Total Net Yards | 425 | 278 |
| Passing (A-C-I) | 27-39-1 | 20-26-0 |
| Sacked by Opp. | 5-26 | 4-37 |
| Punts-Average | 3-32.7 | 4-35.5 |
| Fumbles-Lost | 0-0 | 0-0 |
| Penalties | 11-115 | 10-75 |
| Time of Poss. | 40:17 | 19:43 |

RUSHING

SEAHAWKS: T. Lockett 1-13; R. Wilson 3-10; C. Prosis 3-9; C. Michael 5-1
BILLS: L. McCoy 21-85; T. Taylor 8-43; M. Gillislee 8-32; J. Felton 1-2

PASSING

SEAHAWKS: R. Wilson 20-26, 282 yards, 2 TDs
BILLS: T. Taylor 27-38, 289 yards, 1 TD, 1 INT

RECEIVING

SEAHAWKS: J. Graham 8-103; D. Baldwin 6-89; J. Kears 2-36; T. Lockett 1-17; B. Williams 1-16; P. Richardson 1-15; C. Prosis 1-6
BILLS: R. Woods 10-162; M. Goodwin 4-43; L. McCoy 4-35; R. Bush 2-22; C. Clay 3-9; W. Powell 1-9; J. Hunter 1-5; M. Gillislee 2-6

REGULAR SEASON WEEK 11 – Bills 16, Bengals 12
November 20, 2016 – Paul Brown Stadium – 61,356

The Buffalo Bills used an effective rushing attack and stingy defensive performance to top the Cincinnati Bengals 16-12 at Paul Brown Stadium. The win pulls the Bills even at 5-5 with four of the next five games at home.

RB Mike Gillislee stepped in for an injured LeSean McCoy and rushed for 72 yards on 14 carries. Before leaving the game, McCoy rushed for 33 yards and a touchdown and QB Tyrod Taylor chipped in 39 rushing yards to pace a 183-yard day.

Taylor had an efficient day through the air, spreading 19 completions and 166 yards amongst seven different receivers. WR Brandon Tate had a team-high and season-high 48 receiving yards, WR Robert Woods had 41 receiving yards in the first quarter and TE Charles Clay caught five passes for 23 yards.

Defensively, LB Zach Brown notched 12 tackles to push his season-total to a career-high 101 on the season. CB Stephon Gilmore recorded two interceptions for the second time this season, becoming the first Bill since Jairus Byrd in 2009 to record multiple 2+ INT games in a season, and added six tackles. Marcell Dareus and Adolphus Washington split a sack on the game's first play and the defense pitched a second half shutout to preserve the victory.

Cincinnati was led by QB Andy Dalton, who threw and ran for a touchdown. RB Jeremy Hill had a team-high 62 rushing yards, WR Tyler Boyd caught six passes for a game-high 54 yards and his first career touchdown and LB Vontaze Burfict had a game-high 13 tackles to go along with one sack.

| TEAM | 1 | 2 | 3 | 4 | Final |
|---------|---|---|---|---|-------|
| BILLS | 7 | 3 | 3 | 3 | 16 |
| BENGALS | 6 | 6 | 0 | 0 | 12 |

| TEAM | QTR. | TIME | SCORING PLAY | DRIVE | SCORE |
|---------|------|-------|--|-------------|-------|
| Bills | 1 | 8:52 | L.McCoy 7 yd. run (D.Carpenter kick) | 8-75, 4:23 | 7-0 |
| Bengals | 1 | 2:34 | A.Dalton 2 yd. run (kick failed, hru) | 13-75, 6:18 | 7-6 |
| Bills | 2 | 9:03 | D.Carpenter 26 yd. Field Goal | 4-5, 2:05 | 10-6 |
| Bengals | 2 | 3:10 | T.Boyd 1 yd. pass from A.Dalton (kick failed, hru) | 13-66, 5:53 | 10-12 |
| Bills | 3 | 10:25 | D.Carpenter 54 yd. Field Goal | 8-32, 4:35 | 13-12 |
| Bills | 4 | 12:05 | D.Carpenter 20 yd. Field Goal | 15-88, 8:12 | 16-12 |

| | BUF | CIN |
|-------------------|---------|---------|
| First Downs | 20 | 23 |
| Rushes-Yards | 34-183 | 27-93 |
| Net Passing Yards | 159 | 207 |
| Total Net Yards | 425 | 278 |
| Passing (A-C-I) | 19-27-1 | 24-43-2 |
| Sacked by Opp. | 2-7 | 1-0 |
| Punts-Average | 5-38.4 | 6-44.5 |
| Fumbles-Lost | 1-0 | 2-0 |
| Penalties | 9-75 | 4-25 |
| Time of Poss. | 32:11 | 27:49 |

RUSHING

BENGALS: J. Hill 16-62; G. Bernard 7-21; A. Dalton 4-10
BILLS: M. Gillislee 14-72; T. Taylor 9-39; L. McCoy 5-33; J. Williams 4-26; P. Harvin 1-11; J. Felton 1-2

PASSING

BENGALS: A. Dalton 24-43, 207 yards, 1 TD, 2 INTs
BILLS: T. Taylor 19-27, 166 yards, 1 INT

RECEIVING

BENGALS: T. Boyd 6-54; G. Bernard 5-40; T. Eifert 3-37; B. LaFell 4-32; J. Wright 2-22; R. Burkhead 1-14; A. Erickson 1-7; J. Hill 1-1
BILLS: B. Tate 2-48; R. Woods 3-41; C. Clay 5-23; R. Bush 2-21; M. Goodwin 2-15; L. McCoy 2-12; P. Harvin 2-6

REGULAR SEASON WEEK 12 – Bills 28, Jaguars 21
November 27, 2016 – New Era Field – 67,849

The Buffalo Bills used a strong second-half performance to defeat the Jacksonville Jaguars, 28-21, at New Era Field Sunday. The win propels Buffalo to 6-5 and leaves them in the thick of the playoff hunt with five games remaining.

LeSean McCoy took his first carry of the third quarter for a career-long 75-yard touchdown run to spark the Buffalo offense. Shady finished the game with 103 yards and two scores on the ground, his 30th career 100-yard rushing game and seventh as a Bill, while adding 31 receiving yards for 134 total yards of offense.

Bills QB Tyrod Taylor added a score in the air and on the ground for the third time this season and WR Sammy Watkins returned from the IR list to have a game-high 80 receiving yards, including a 62-yard reception in the third quarter. Justin Hunter caught his fourth touchdown pass of the season in the fourth quarter, which served as the eventual game-winner.

Marcell Dareus added a pair of sacks for the Bills to push his sack-streak to three games this season. Linebacker Preston Brown had a game-high 12 tackles and the Bills recorded four passes defensed while allowing a season-low 118 net passing yards.

Jacksonville QB Blake Bortles rushed for a career-high 81 yards and tossed two touchdowns to lead the Jacksonville offense, which rushed for a total of 183 yards. Wide receiver Marqise Lee caught four passes for a team-high 37 yards and a touchdown and Malik Jackson led the Jaguars' five-sack performance with two of his own.

| TEAM | 1 | 2 | 3 | 4 | Final |
|---------|---|---|----|---|-------|
| BILLS | 0 | 6 | 14 | 8 | 28 |
| JAGUARS | 7 | 0 | 7 | 7 | 21 |

| TEAM | QTR. | TIME | SCORING PLAY | DRIVE | SCORE |
|-------|------|-------|---|-------------|-------|
| Jags | 1 | 8:15 | C.Ivory 2 yd. run (J.Myers kick) | 11-75, 6:45 | 7-0 |
| Bills | 2 | 0:20 | L.McCoy 7 yd. run (kick failed, wl) | 5-22, 1:04 | 7-6 |
| Bills | 3 | 14:47 | L.McCoy 75 yd. run (D.Carpenter kick) | 1-75, 0:13 | 7-13 |
| Jags | 3 | 9:26 | M.Lee 20 yd. pass from B.Bortles (J.Myers kick) | 11-65, 5:21 | 14-13 |
| Bills | 3 | 3:00 | T.Taylor 7 yd. run (D.Carpenter kick) | 4-75, 1:34 | 14-20 |
| Jags | 4 | 14:52 | A.Hurns 12 yd. pass from B.Bortles (J.Myers kick) | 7-65, 3:08 | 21-20 |
| Bills | 4 | 10:46 | J.Hunter 16 yd. pass from T.Taylor (L.McCoy run) | 8-76, 4:06 | 21-28 |

| | BUF | JAX |
|-------------------|---------|---------|
| First Downs | 15 | 20 |
| Rushes-Yards | 29-153 | 37-183 |
| Net Passing Yards | 151 | 118 |
| Total Net Yards | 304 | 301 |
| Passing (A-C-I) | 18-12-0 | 26-13-0 |
| Sacked by Opp. | 5-15 | 2-18 |
| Punts-Average | 6-44.0 | 6-45.5 |
| Fumbles-Lost | 0-0 | 2-0 |
| Penalties | 6-31 | 6-60 |
| Time of Poss. | 26:25 | 33:35 |

RUSHING

JAGUARS: B. Bortles 8-81; C. Ivory 9-44; D. Robinson 13-39; T. Yeldon 6-17; M. Lee 1-2

BILLS: L. McCoy 19-103; T. Taylor 7-38; J. Williams 3-12

PASSING

JAGUARS: B. Bortles 13-26, 126 yards, 2 TDs

BILLS: T. Taylor 12-18, 166 yards, 1 TD

RECEIVING

JAGUARS: M. Lee 4-37; A. Robinson 2-24; B. Koyack 2-23; N. Sterling 2-16; A. Hurns 1-12; C. Ivory 1-11; T. Yeldon 1-3

BILLS: S. Watkins 3-80; L. McCoy 2-31; C. Clay 2-17; J. Hunter 1-16; M. Goodwin 2-13; B. Tate 1-8; W. Powell 1-1

REGULAR SEASON WEEK 13 – Bills 24, Raiders 38
December 4, 2016 – Oakland-Alameda County Coliseum – 54,759

A 212-yard rushing performance was not enough to lift the Buffalo Bills over the Oakland Raiders, falling 38-24 at Oakland-Alameda County Coliseum. With the loss, Buffalo heads into a three-game homestand with a 6-6 record.

LeSean McCoy ran for a game-high 130 yards on only 17 carries for a 7.6 yards per carry average. Mike Gillislee ran for 49 yards and two scores and QB Tyrod Taylor rushed for 30 yards and one touchdown on the day.

McCoy led the Bills with seven receptions for 61 yards, WR Sammy Watkins snagged three passes for 38 yards and WR Marquise Goodwin hauled in four passes for 35 yards.

Corey Graham had a game-high 11 tackles and one pass defensed and DT Kyle Williams and LB Zach Brown each recorded nine tackles for Buffalo's defense.

The Raiders were led by QB Derek Carr, who helped erase a 15-point second-half deficit and rattle off 29 consecutive points for the victory. Carr finished with 260 yards passing and two touchdowns, WR Michael Crabtree caught seven passes for 74 yards and a touchdown, WR Amari Cooper caught two passes for 59 yards and a score and RB Latavius Murray ran for 82 yards and two touchdowns. Defensively, LB Khalil Mack had a sack and a forced fumble, S Nate Allen recorded an interception and LB Perry Riley had a team-high 10 tackles.

| TEAM | 1 | 2 | 3 | 4 | Final |
|---------|---|---|----|----|-------|
| BILLS | 3 | 7 | 14 | 0 | 24 |
| RAIDERS | 3 | 6 | 14 | 15 | 38 |

| TEAM | QTR. | TIME | SCORING PLAY | DRIVE | SCORE |
|---------|------|-------|---|-------------|-------|
| Bills | 1 | 8:02 | D.Carpenter 27 yd. Field Goal | 10-72, 4:10 | 3-0 |
| Raiders | 1 | 4:35 | S.Janikowski 47 yd. Field Goal | 8-46, 3:27 | 3-3 |
| Bills | 2 | 13:28 | M.Gillislee 1 yd. run (D.Carpenter kick) | 11-80, 6:07 | 10-3 |
| Raiders | 2 | 2:56 | S.Janikowski 41 yd. Field Goal | 11-38, 4:24 | 10-6 |
| Raiders | 2 | 0:00 | S.Janikowski 47 yd. Field Goal | 5-57, 0:30 | 10-9 |
| Bills | 3 | 14:03 | T.Taylor 12 yd. run (D.Carpenter kick) | 2-66, 0:57 | 17-9 |
| Bills | 3 | 9:01 | M.Gillislee 2 yd. run (D.Carpenter kick) | 10-54, 4:10 | 24-9 |
| Raiders | 3 | 5:17 | M.Crabtree 3 yd. pass from D.Carr (S.Janikowski kick) | 9-75, 3:44 | 24-16 |
| Raiders | 3 | 0:57 | L.Murray 1 yd. run (S.Janikowski kick) | 5-38, 3:03 | 24-23 |
| Raiders | 4 | 14:08 | A.Cooper 37 yd. pass from D.Carr (S.Janikowski kick) | 5-59, 0:40 | 24-30 |
| Raiders | 4 | 8:34 | L.Murray 3 yd. run (D.Carr-S.Roberts pass) | 4-16, 2:11 | 24-38 |

| | BUF | OAK |
|-------------------|---------|---------|
| First Downs | 24 | 24 |
| Rushes-Yards | 30-212 | 32-139 |
| Net Passing Yards | 170 | 260 |
| Total Net Yards | 382 | 399 |
| Passing (A-C-I) | 35-18-1 | 35-19-0 |
| Sacked by Opp. | 4-21 | 0 |
| Punts-Average | 5-39.8 | 5-44.2 |
| Fumbles-Lost | 1-1 | 0-0 |
| Penalties | 8-73 | 7-65 |
| Time of Poss. | 30:15 | 29:45 |

RUSHING

RAIDERS: L. Murray 20-82; J. Richard 9-53; D. Carr 2-4; A. Cooper 1-0

BILLS: L. McCoy 17-130; M. Gillislee 8-49; T. Taylor 3-30; R. Bush 1-3; J. Felton 1-0

PASSING

RAIDERS: D. Carr 19-35, 260 yards, 2 TDs

BILLS: T. Taylor 18-35, 191 yards, 1 INT

RECEIVING

RAIDERS: M. Crabtree 7-74; A. Cooper 2-59; M. Rivera 3-57; L. Murray 2-23; S. Roberts 2-18; C. Walford 1-18; T. Jones 1-11

BILLS: L. McCoy 7-61; S. Watkins 3-38; M. Goodwin 4-35; J. Hunter 1-22; G. Christian 1-14; B. Tate 1-13; N. O'Leary 1-8

REGULAR SEASON WEEK 14 – Bills 20, Steelers 27
December 11, 2016 – New Era Field – 69,657

The Buffalo Bills dropped a 27-20 contest to the Pittsburgh Steelers in snowy conditions at New Era Field to fall to 6-7 on the season.

Running back LeSean McCoy rushed for his 11th total touchdown this season and finished with 108 yards from scrimmage, including game-highs with six receptions for 81 yards, to lead the Buffalo offense. Wide-out Sammy Watkins caught four passes for 54 yards and a touchdown and TE Charles Clay added three catches for 52 yards with a 40-yard score. This marked Watkins' and Clay's first scores of the season.

The Bills defense limited Steelers' QB Ben Roethlisberger to a 37.8 quarterback rating and recorded a season-high three interceptions in the game. Cornerback Stephon Gilmore recorded his career-high fifth pick of the season, LB Zach Brown added his first of 2016 and LB Lorenzo Alexander notched the first of his career. Linebacker Preston Brown had a game-high 11 tackles, pushing his season-total over 100, and CB Ronald Darby had 10 of his own.

Pittsburgh was paced by RB Le'Veon Bell's record-setting day on offense. Bell ran for a Steeler's-record 236 yards and three touchdowns on a career-high 38 carries and caught four balls for 62 yards to finish with 298 total yards from scrimmage. Receiver Antonio Brown caught five passes for 78 yards and Roethlisberger finished with 220 passing yards, propelling the Steelers to 460 yards of total offense.

Bud Dupree had two of Pittsburgh's five sacks on the day and CB Artie Burns recorded the team's lone interception to lead the Steeler defense.

| TEAM | 1 | 2 | 3 | 4 | Final |
|----------|---|---|---|----|-------|
| BILLS | 0 | 7 | 0 | 13 | 20 |
| STEELERS | 7 | 7 | 7 | 6 | 27 |

| TEAM | QTR. | TIME | SCORING PLAY | DRIVE | SCORE |
|----------|------|-------|---|-------------|-------|
| Steelers | 1 | 6:00 | L.Bell 3 yd. run (C.Boswell kick) | 8-71, 3:06 | 0-7 |
| Steelers | 2 | 12:00 | L.Bell 7 yd. run (C.Boswell kick) | 10-61, 5:14 | 0-14 |
| Bills | 2 | 7:07 | S.Watkins 8 yd. pass from T.Taylor (D.Carpenter kick) | 3-7, 1:27 | 7-14 |
| Steelers | 3 | 5:28 | L.Bell 5 yd. run (C.Boswell kick) | 10-82, 6:33 | 7-21 |
| Steelers | 4 | 9:57 | C.Boswell 37 yd. Field Goal | 6-29, 3:34 | 7-24 |
| Bills | 4 | 7:27 | C.Clay 40 yd. pass from T.Taylor (kick failed, hlu) | 5-82, 2:30 | 13-24 |
| Steelers | 4 | 3:38 | C.Boswell 39 yd. Field Goal | 9-54, 3:49 | 13-27 |
| Bills | 4 | 1:25 | L.McCoy 3 yd. run (D.Carpenter kick) | 8-75, 2:13 | 20-27 |

BUF PIT

| | | |
|-------------------|---------|---------|
| First Downs | 14 | 24 |
| Rushes-Yards | 18-67 | 42-240 |
| Net Passing Yards | 208 | 220 |
| Total Net Yards | 275 | 460 |
| Passing (A-C-I) | 25-15-1 | 31-17-3 |
| Sacked by Opp. | 5-20 | 0 |
| Punts-Average | 6-45.0 | 2-50.5 |
| Fumbles-Lost | 0-0 | 0-0 |
| Penalties | 7-46 | 6-45 |
| Time of Poss. | 21:19 | 38:41 |

RUSHING

STEELERS: L. Bell 38-236; F. Toussaint 1-6; B. Roethlisberger 3-for-minus-2

BILLS: M. Gillislee 2-34; L. McCoy 12-27; R. Bush 1-4; T. Taylor 3-2

PASSING

STEELERS: B. Roethlisberger 17-31, 220 yards, 3 INTs

BILLS: T. Taylor, 15-25, 228 yards, 2 TDs, 1 INT

RECEIVING

STEELERS: A. Brown 5-78; L. Bell 4-62; L. Green 2-25; E. Rogers 3-20; C. Hamilton 1-15; D. Johnson 1-15; J. James 1-5

BILLS: L. McCoy 6-81; S. Watkins 4-54; C. Clay 3-52; R. Woods 1-29; N. O'Leary 1-12

REGULAR SEASON WEEK 15 – Bills 33, Browns 13
December 18, 2016 – New Era Field – 65,529

The Buffalo Bills kept their playoff hopes alive by topping the Cleveland Browns 33-13 at New Era Field. With the win, Buffalo evens its record to 7-7 with a pair of divisional contests remaining.

Running back LeSean McCoy ran for a season-high 153 yards and two touchdowns on only 19 carries, resulting in a 8.1 yards per carry average. Mike Gillislee rushed for 37 yards and one score on the ground and QB Tyrod Taylor added 49 yards to pace a 280 yard rushing performance on offense. In the air, Taylor passed for 174 yards and a touchdown to TE Charles Clay, who had season-highs with seven receptions for 72 yards.

The Bills had 5.0 sacks on defense, led by 1.5 each from LB Lorenzo Alexander and DT Kyle Williams. Alexander added seven tackles on defense and three on special teams and LB Zach Brown added seven tackles to lead the defense.

Browns QB Robert Griffin III ran for 48 yards, including an 18-yard touchdown rush, and passed for 196 yards. Running back Duke Johnson Jr. had a team-high five receptions for 62 yards and 31 rushing yards and TE Gary Barnidge caught two passes for 35 yards.

Browns LB Demario Davis recorded a game-high 10 tackles and Browns DE Emmanuel Ogbah recorded the only sack on the day.

| TEAM | 1 | 2 | 3 | 4 | Final |
|--------|----|---|----|---|-------|
| BILLS | 10 | 7 | 7 | 9 | 33 |
| BROWNS | 3 | 0 | 10 | 0 | 13 |

| TEAM | QTR. | TIME | SCORING PLAY | DRIVE | SCORE |
|--------|------|-------|---|-------------|-------|
| Bills | 1 | 10:14 | D.Carpenter 21 yd. Field Goal | 7-44, 3:06 | 3-0 |
| Browns | 1 | 3:50 | C.Parkey 35 yd. Field Goal | 12-63, 6:24 | 3-3 |
| Bills | 1 | 0:00 | M.Gillislee 3 yd. run (D.Carpenter kick) | 8-74, 3:50 | 10-3 |
| Bills | 2 | 0:34 | C.Clay 19 yd. pass from T.Taylor (D.Carpenter kick) | 13-91, 7:29 | 17-3 |
| Browns | 3 | 8:58 | R.Griffin 18 yd. run (C.Parkey kick) | 8-80, 3:54 | 17-10 |
| Bills | 3 | 5:50 | L.McCoy 3 yd. run (D.Carpenter kick) | 6-75, 3:08 | 24-10 |
| Browns | 3 | 1:32 | C.Parkey 40 yd. Field Goal | 8-45, 4:18 | 24-13 |
| Bills | 4 | 12:38 | L.McCoy 8 yd. run (kick failed, wr) | 8-75, 3:54 | 30-13 |
| Bills | 4 | 7:21 | D.Carpenter 34 yd. Field Goal | 7-34, 4:00 | 33-13 |

BUF CLE

| | | |
|-------------------|---------|---------|
| First Downs | 29 | 16 |
| Rushes-Yards | 40-280 | 21-107 |
| Net Passing Yards | 171 | 162 |
| Total Net Yards | 451 | 269 |
| Passing (A-C-I) | 25-17-0 | 28-17-0 |
| Sacked by Opp. | 1-3 | 5-34 |
| Punts-Average | 2-45.0 | 5-44.2 |
| Fumbles-Lost | 0-0 | 2-0 |
| Penalties | 5-42 | 4-51 |
| Time of Poss. | 34:19 | 25:41 |

RUSHING

BROWNS: R. Griffin 8-48; D. Johnson Jr. 5-31; I. Crowell 8-28

BILLS: L. McCoy 19-153; T. Taylor 7-49; M. Gillislee 9-37; B. Tate 1-30; J. Williams 3-10; E. Manuel 1-1

PASSING

BROWNS: R. Griffin 17-28, 196 yards

BILLS: T. Taylor 17-24, 174 yards, 1 TD; E. Manuel, 0-1

RECEIVING

BROWNS: D. Johnson Jr. 5-62; G. Barnidge 2-35; A. Hawkins 1-33; C. Coleman 3-24; T. Pryor Sr. 4-19; D. Vitale 1-17; S. DeValve 1-6

BILLS: C. Clay 7-72; M. Goodwin 3-43; L. McCoy 3-16; J. Hunter 1-16; J. Felton 1-12; S. Watkins 1-10; R. Woods 1-5

REGULAR SEASON WEEK 16 – Bills 31, Dolphins 34
December 24, 2016 – New Era Field – 64,690

A record-breaking offensive performance was not enough for the Buffalo Bills, who were eliminated from playoff contention by losing to the Miami Dolphins 34-31 in overtime.

The offense netted 589 total yards, the most in franchise history and had a 300-yard passer, 100-yard rusher and 100-yard receiver in the same game for the first time in six years. Running back LeSean McCoy ran for 128 yards and a touchdown, RB Mike Gillislee recorded 91 yards on 11 carries and QB Tyrod Taylor added 60 yards on the ground for the Bills, who rushed for 272 yards on the day. Taylor threw for a career-high 329 passing yards and three scores while recording a 118.4 passer rating.

Tight end Charles Clay extended his touchdown streak to three games and finished the game with eight catches for 85 yards and two scores. Wide-out Sammy Watkins caught seven balls for 154 yards, his first 100-yard day of the season, and added a touchdown.

Defensively, LB Preston Brown had a game-high 13 tackles, LB Zach Brown added eight stops and CB/S Corey White intercepted a pass in the end-zone.

Miami kept its playoff push alive with an offensive outburst of its own. Running back Jay Ajayi ran for 206 yards and a touchdown on 32 attempts, RB Kenyan Drake added a 45-yard touchdown rush and QB Matt Moore threw for 233 yards and two touchdowns. Receiver DeVante Parker caught four balls for 85 yards and a score and WR Kenny Stills caught Moore's other touchdown on the day.

Dolphins K Andrew Franks drilled a 55-yard field goal with six seconds left in regulation to force overtime and ended the game with a winning 27-yard field goal in the last minute of the extra period.

| TEAM | 1 | 2 | 3 | 4 | OT | Final |
|----------|---|---|----|----|----|-------|
| BILLS | 0 | 7 | 14 | 10 | 0 | 31 |
| DOLPHINS | 7 | 7 | 14 | 3 | 3 | 34 |

| TEAM | QTR. | TIME | SCORING PLAY | DRIVE | SCORE |
|----------|------|-------|--|-------------|-------|
| Dolphins | 1 | 6:24 | J.Ajayi 2 yd. run (A.Franks kick) | 9-72, 4:13 | 0-7 |
| Dolphins | 2 | 13:34 | K.Drake 45 yd. run (A.Franks kick) | 4-64, 1:55 | 0-14 |
| Bills | 2 | 5:06 | S.Watkins 38 yd. pass from T.Taylor (D.Carpenter kick) | 6-79, 2:45 | 7-14 |
| Dolphins | 3 | 12:05 | D.Parker 56 yd. pass from M.Moore (A.Franks kick) | 5-70, 2:55 | 7-21 |
| Bills | 3 | 6:46 | L.McCoy 19 yd. run (D.Carpenter kick) | 10-77, 5:19 | 14-21 |
| Dolphins | 3 | 3:14 | K.Stills 6 yd. pass from M.Moore (A.Franks kick) | 6-75, 3:32 | 14-28 |
| Bills | 3 | 1:12 | C.Clay 18 yd. pass from T.Taylor (D.Carpenter kick) | 4-78, 2:02 | 21-28 |
| Bills | 4 | 5:51 | D.Carpenter 28 yd. Field Goal | 11-54, 4:24 | 24-28 |
| Bills | 4 | 1:20 | C.Clay 7 yd. pass from T.Taylor (D.Carpenter kick) | 10-89, 2:40 | 31-28 |
| Dolphins | 4 | 0:06 | A.Franks 55 yd. Field Goal | 6-24, 1:14 | 31-31 |
| Dolphins | OT | 0:47 | A.Franks 27 yd. Field Goal | 7-77, 3:13 | 31-34 |

| | BUF | MIA |
|-------------------|---------|---------|
| First Downs | 30 | 22 |
| Rushes-Yards | 49-272 | 38-261 |
| Net Passing Yards | 317 | 233 |
| Total Net Yards | 589 | 494 |
| Passing (A-C-I) | 39-26-0 | 30-16-1 |
| Sacked by Opp. | 2-12 | 0-0 |
| Punts-Average | 4-42.3 | 5-41.4 |
| Fumbles-Lost | 1-0 | 0-0 |
| Penalties | 5-35 | 2-15 |
| Time of Poss. | 40:33 | 33:40 |

RUSHING

DOLPHINS: J. Ajayi 32-206; K. Drake 4-56; J. Landry 1-0; M. Moore 1-minus-1
BILLS: L. McCoy 24-128; M. Gillislee 11-91; T. Taylor 12-60; J. Felton 1-1, R. Bush 1-minus-8

PASSING

DOLPHINS: M. Moore 16-30, 233 yards, 2 TDs, 1 INT
BILLS: T. Taylor 26-39, 329 yards, 3 TDs

RECEIVING

DOLPHINS: D. Parker 4-85; D. Williams 2-51; K. Stills 3-35; J. Landry 3-29; M. Gray 1-20; D. Sims 1-10; J. Ajayi 1-3
BILLS: S. Watkins 7-154; C. Clay 8-85; R. Woods 3-43; L. McCoy 5-17; M. Goodwin 1-16; J. Felton 2-14

| | | | | | | | | | | | | | | | | |
|----------------------|-------|-----|-----|-----|-----|-----|-----|-----|-----|-----|-----|-----|-----|-----|-----|-----|
| Thomas, Logan | 0/0 | --- | --- | --- | --- | --- | --- | --- | --- | --- | --- | --- | IL | IL | IL | IL |
| Thomas, Phillip | 0/0 | R | R | R | R | R | R | R | R | R | R | R | R | R | R | R |
| Townsend Jr., Greg | 0/0 | --- | --- | --- | --- | --- | --- | --- | --- | --- | --- | --- | --- | --- | PS | PS |
| Valles, Max | 0/0 | PS | PS | PS | PS | PS | PS | PS | PS | PS | PS | PS | PS | PS | PS | PS |
| Washington, Adolphus | 15/9 | DE | DE | DE | DE | DE | P | DE | P | P | DE | DE | DE | P | DE | DE |
| Washington, Corey | 0/0 | --- | --- | --- | --- | PS | PS | PS | --- | --- | --- | --- | --- | --- | --- | --- |
| Watkins, Sammy | 7/7 | WR | WR | IL | R | R | R | R | R | R | R | WR | WR | WR | WR | WR |
| White, Corey | 14/3 | P | P | CB | P | IL | P | P | P | P | P | P | P | S | S | P |
| Wilder Jr., James | 0/0 | R | R | R | R | R | R | R | R | R | R | R | R | R | R | R |
| Williams, Aaron | 7/4 | P | P | S | S | S | S | S | IL | R | R | R | R | R | R | R |
| Williams, Duke | 9/2 | S | S | P | P | P | P | P | P | P | --- | --- | --- | --- | --- | --- |
| Williams, Jonathan | 9/0 | IL | IL | P | DNP | IL | P | IL | P | P | P | P | P | IL | P | P |
| Williams, Kyle | 14/14 | DT | DT | DT | DT | DT | DT | DT | DT | DT | DT | DT | DT | IL | DT | DT |
| Wood, Eric | 9/9 | C | C | C | C | C | C | C | C | C | R | R | R | R | R | R |
| Woods, Robert | 12/8 | WR | WR | WR | WR | WR | WR | IL | P | WR | WR | IL | IL | P | P | WR |
| Worthy, Jerel | 12/0 | P | P | P | P | P | P | P | IL | P | P | P | IL | P | P | IL |

**LEGEND:
List**

P - Played DNP - Did Not Play IR - Injured Reserve DNR – Did Not Report X – Roster Exempt

PS - Practice Squad IL - Inactive List R – Reserve PSI – Practice Squad Injured

SUS-Suspended PUP – Physically Unable to Perform NFI – Non-Football Injury

(---) = Not on Team DNR – Did Not Report PSI – Practice Squad Injured

WEEK 16 / THROUGH MONDAY, DECEMBER 26, 2016

| OFFENSE | Buff. |
|------------------|--------------|
| GAMES (Won-Lost) | 7-8 |
| FIRST DOWNS | 314 |
| Rushing | 139 |
| Passing | 148 |
| Penalty | 27 |
| YDS GAINED (tot) | 5436 |
| Avg per Game | 362.4 |
| RUSHING (net) | 2562 |
| Avg per Game | 170.8 |
| Rushes | 464 |
| Yards per Rush | 5.5 |
| PASSING (net) | 2874 |
| Avg per Game | 191.6 |
| Passes Att. | 443 |
| Completed | 271 |
| Pct Completed | 61.2 |
| Yards Gained | 3068 |
| Sacked | 43 |
| Yards Lost | 194 |
| Had intercepted | 6 |
| Yards Opp Ret | 36 |
| Opp TDs on Int | 0 |
| PUNTS | 69 |
| Avg Yards | 42.4 |
| PUNT RETURNS | 26 |
| Avg Return | 11.2 |
| Returned for TD | 0 |
| KICKOFF RETURNS | 36 |
| Avg Return | 20.8 |
| Returned for TD | 0 |
| PENALTIES | 112 |
| Yards Penalized | 960 |
| FUMBLES BY | 13 |
| Fumbles Lost | 3 |
| Opp Fumbles | 22 |
| Opp Fum Lost | 6 |
| POSS. TIME (avg) | 29:25 |
| TOUCHDOWNS | 48 |
| Rushing | 28 |
| Passing | 17 |
| Returns | 3 |
| EXTRA-PT KICKS | 39/44 |
| 2-PT CONVERSIONS | 4/4 |
| FIELD GOALS/FGA | 18/24 |
| POINTS SCORED | 389 |

| DEFENSE | Buff. |
|------------------|--------------|
| POINTS ALLOWED | 348 |
| OPP FIRST DOWNS | 320 |
| Rushing | 115 |
| Passing | 172 |
| Penalty | 33 |
| OPP YARDS GAINED | 5383 |
| Avg per Game | 358.9 |
| OPP RUSHING(net) | 2003 |
| Avg per Game | 133.5 |
| Rushes | 438 |
| Yards per Rush | 4.6 |
| OPP PASSING(net) | 3380 |
| Avg per Game | 225.3 |
| Passes Att. | 481 |

| | |
|------------------|------|
| Completed | 286 |
| Pct Completed | 59.5 |
| Sacked | 38 |
| Yards Lost | 245 |
| INTERCEPTED BY | 12 |
| Yards Returned | 207 |
| Returned for TD | 1 |
| OPP PUNT RETURNS | 34 |
| Avg return | 7.0 |
| OPP KICKOFF RET | 45 |
| Avg return | 21.5 |
| OPP TOUCHDOWNS | 38 |
| Rushing | 21 |
| Passing | 17 |
| Returns | 0 |

WEEK 16 / THROUGH MONDAY, DECEMBER 26, 2016

TEAM RANKINGS

American Football Conference

Offense Defense

Total Rush Pass Total Rush Pass

| | | | | | | |
|-------|---|----|----|----|----|---|
| Buff. | 6 | *1 | 16 | 10 | 13 | 4 |
|-------|---|----|----|----|----|---|

National Football League

Offense Defense

Total Rush Pass Total Rush Pass

| | | | | | | |
|-------|----|----|----|----|----|---|
| Buff. | 12 | *1 | 31 | 19 | 28 | 7 |
|-------|----|----|----|----|----|---|

T = Tied for position

* = League Leader

WEEK 16 / THROUGH MONDAY, DECEMBER 26, 2016

AFC / TEAM/OFFENSE RANK

| | | | | | | | | | | | | | | | | | |
|-----|-----|-----|-----|-----|-----|-----|-----|-----|-----|-----|-----|-----|-----|-----|-----|-----|-----|
| Tm | (A) | (B) | (C) | (D) | (E) | (F) | (G) | (H) | (I) | (J) | (K) | (L) | (M) | (N) | (O) | (P) | (Q) |
| BUF | 6 | 6 | 1 | 1 | 16 | 11 | 4 | 15 | 6t | 6 | 5t | 3 | 10 | 15 | 15 | 3 | 16 |

AFC / OPPONENT/DEFENSE RANK

| | | | | | | | | | | | | | | | | | | | |
|-----|-----|-----|-----|-----|-----|-----|-----|-----|-----|-----|-----|-----|-----|-----|-----|-----|-----|-----|-----|
| Tm | (A) | (B) | (C) | (D) | (E) | (F) | (G) | (H) | (I) | (J) | (K) | (L) | (M) | (N) | (O) | (P) | (Q) | (R) | (S) |
| BUF | 10 | 12 | 13 | 13 | 4 | 11 | 8 | 1 | 13 | 13 | 4 | 5 | 8 | 2 | 2 | 9 | 15 | 5 | 10 |

- (A) Total Yards per Game
- (B) Yards per Play
- (C) Rushing Yards per Game
- (D) Rushing Yards per Attempt
- (E) Passing Net Yards per Game
- (F) Passing Net Yards per Play
- (G) Passing, Percent Had Intercepted
- (H) Sacks per Pass Play
- (I) First Downs per Game
- (J) Third Down Efficiency
- (K) Fourth Down Efficiency
- (L) Punt Return Average
- (M) Kickoff Return Average
- (N) Gross Punting Average
- (O) Net Punting Average
- (P) Points per Game
- (Q) Field Goal Percentage
- Combined Offense/Defense Rank
- (R) Points per Game Differential
- (S) Net Yards per Game Differential

WEEK 16 / THROUGH MONDAY, DECEMBER 26, 2016

NFL / TEAM/OFFENSE RANK

| Tm | (A) | (B) | (C) | (D) | (E) | (F) | (G) | (H) | (I) | (J) | (K) | (L) | (M) | (N) | (O) | (P) | (Q) |
|-----|-----|-----|-----|-----|-----|-----|-----|-----|-----|-----|-----|-----|-----|-----|-----|-----|-----|
| BUF | 12 | 11 | 1 | 1 | 31 | 24 | 6 | 31 | 13t | 14 | 9t | 6 | 21 | 30 | 30 | 7 | 30t |

Team/Offense Rank

- (A) Total Yards per Game
- (B) Yards per Play
- (C) Rushing Yards per Game
- (D) Rushing Yards per Attempt
- (E) Passing Net Yards per Game
- (F) Passing Net Yards per Play
- (G) Passing, Percent Had Intercepted
- (H) Sacks per Pass Play
- (I) First Downs per Game
- (J) Third Down Efficiency
- (K) Fourth Down Efficiency
- (L) Punt Return Average
- (M) Kickoff Return Average
- (N) Gross Punting Average
- (O) Net Punting Average
- (P) Points per Game
- (Q) Field Goal Percentage

WEEK 16 / THROUGH MONDAY, DECEMBER 26, 2016

NFL / OPPONENT/DEFENSE RANK

| Tm | (A) | (B) | (C) | (D) | (E) | (F) | (G) | (H) | (I) | (J) | (K) | (L) | (M) | (N) | (O) | (P) | (Q) | (R) | (S) |
|-----|-----|-----|-----|-----|-----|-----|-----|-----|-----|-----|-----|-----|-----|-----|-----|-----|-----|-----|-----|
| BUF | 19 | 21 | 28 | 27 | 7 | 19 | 13 | 1 | 25 | 23 | 6 | 8 | 16 | 4 | 2 | 15 | 29 | 8 | 17 |

Opponent/Defense Rank

- (A) Total Yards per Game
- (B) Yards per Play
- (C) Rushing Yards per Game
- (D) Rushing Yards per Attempt
- (E) Passing Net Yards per Game
- (F) Passing Net Yards per Play
- (G) Passing, Percent Had Intercepted
- (H) Sacks per Pass Play
- (I) First Downs per Game
- (J) Third Down Efficiency
- (K) Fourth Down Efficiency
- (L) Punt Return Average
- (M) Kickoff Return Average
- (N) Gross Punting Average
- (O) Net Punting Average
- (P) Points per Game
- (Q) Field Goal Percentage
- Combined Offense/Defense Rank
- (R) Points per Game Differential
- (S) Net Yards per Game Differential

WEEK 16 / THROUGH MONDAY, DECEMBER 26, 2016

AFC / TOTAL OFFENSE

| Rank | Team | Total Rushing | Passing | Total Rushing | Passing |
|------|---------|---------------|---------|---------------|-------------------|
| 6) | Buffalo | 5436 | 2562 | 2874 | 362.4 170.8 191.6 |

AFC / TOTAL DEFENSE

| Rank | Team | Total | Rushing | Passing | Total | Rushing | Passing |
|------|---------|-------|---------|---------|-------|---------|---------|
| 10) | Buffalo | 5383 | 2003 | 3380 | 358.9 | 133.5 | 225.3 |

WEEK 16 / THROUGH MONDAY, DECEMBER 26, 2016

NFL / TOTAL OFFENSE

| Rank | Team | Total | Rushing | Passing | Total | Rushing | Passing |
|------|---------|-------|---------|---------|-------|---------|---------|
| 12) | Buffalo | 5436 | 2562 | 2874 | 362.4 | 170.8 | 191.6 |

NFL / TOTAL DEFENSE

| Rank | Team | Total | Rushing | Passing | Total | Rushing | Passing |
|------|---------|-------|---------|---------|-------|---------|---------|
| 19) | Buffalo | 5383 | 2003 | 3380 | 358.9 | 133.5 | 225.3 |

WEEK 16 / THROUGH MONDAY, DECEMBER 26, 2016

AFC / TAKE-AWAYS, GIVE-AWAYS

| Rank | Team | TAKE-AWAYS | | | GIVE-AWAYS | | | Net | Diff |
|------|---------|------------|-----|-------|------------|-----|-------|-----|------|
| | | Int | Fum | Total | Int | Fum | Total | | |
| 4) | Buffalo | 12 | 6 | 18 | 6 | 3 | 9 | = | +9 |

NFL / TAKE-AWAYS, GIVE-AWAYS

| Rank | Team | TAKE-AWAYS | | | GIVE-AWAYS | | | Net | Diff |
|------|---------|------------|-----|-------|------------|-----|-------|-----|------|
| | | Int | Fum | Total | Int | Fum | Total | | |
| 5) | Buffalo | 12 | 6 | 18 | 6 | 3 | 9 | = | +9 |

WEEK 16 / THROUGH MONDAY, DECEMBER 26, 2016

AFC / TEAM/OFFENSE INSIDE THE 20

| Rank | Team | Poss | Pts | TD | TD% | FG | Score | Score% |
|------|---------|------|-----|----|------|----|-------|--------|
| 2) | Buffalo | 52 | 275 | 34 | 65.4 | 12 | 46 | 88.5 |

AFC / OPPONENTS/DEFENSE INSIDE THE 20

| Rank | Team | Poss | Pts | TD | TD% | FG | Score | Score% |
|------|---------|------|-----|----|------|----|-------|--------|
| 13) | Buffalo | 50 | 244 | 28 | 56.0 | 16 | 44 | 88.0 |

WEEK 16 / THROUGH MONDAY, DECEMBER 26, 2016

NFL / TEAM/OFFENSE INSIDE THE 20

| Rank | Team | Poss | Pts | TD | TD% | FG | Score | Score% |
|------|---------|------|-----|----|------|----|-------|--------|
| 5) | Buffalo | 52 | 275 | 34 | 65.4 | 12 | 46 | 88.5 |

NFL / OPPONENTS/DEFENSE INSIDE THE 20

| Rank | Team | Poss | Pts | TD | TD% | FG | Score | Score% |
|------|---------|------|-----|----|------|----|-------|--------|
| 20) | Buffalo | 50 | 244 | 28 | 56.0 | 16 | 44 | 88.0 |

WEEK 16 / THROUGH MONDAY, DECEMBER 26, 2016

AFC / OFFENSE/TEAMS: FIRST DOWNS, THIRD DOWNS, FOURTH DOWNS

| Rank | Team | FIRST DOWNS | | | | THIRD DOWNS | | | FOURTH DOWNS | | |
|------|---------|-------------|------|------|-----|-------------|-----|------|--------------|-----|------|
| | | Total | Rush | Pass | Pen | Made | Att | Pct | Made | Att | Pct |
| 6t) | Buffalo | 314 | 139 | 148 | 27 | 80 | 194 | 41.2 | 8 | 14 | 57.1 |

AFC / DEFENSE/OPPONENTS: FIRST DOWNS, THIRD DOWNS, FOURTH DOWNS

| Rank Team | FIRST DOWNS | | | | THIRD DOWNS | | | FOURTH DOWNS | | |
|-------------|-------------|------|------|-----|-------------|-----|------|--------------|-----|------|
| | Total | Rush | Pass | Pen | Made | Att | Pct | Made | Att | Pct |
| 13) Buffalo | 320 | 115 | 172 | 33 | 78 | 192 | 40.6 | 4 | 12 | 33.3 |

WEEK 16 / THROUGH MONDAY, DECEMBER 26, 2016

NFL / OFFENSE/TEAMS: FIRST DOWNS, THIRD DOWNS, FOURTH DOWNS

| Rank Team | FIRST DOWNS | | | | THIRD DOWNS | | | FOURTH DOWNS | | |
|--------------|-------------|------|------|-----|-------------|-----|------|--------------|-----|------|
| | Total | Rush | Pass | Pen | Made | Att | Pct | Made | Att | Pct |
| 13t) Buffalo | 314 | 139 | 148 | 27 | 80 | 194 | 41.2 | 8 | 14 | 57.1 |

NFL / DEFENSE/OPPONENTS: FIRST DOWNS, THIRD DOWNS, FOURTH DOWNS

| Rank Team | FIRST DOWNS | | | | THIRD DOWNS | | | FOURTH DOWNS | | |
|-------------|-------------|------|------|-----|-------------|-----|------|--------------|-----|------|
| | Total | Rush | Pass | Pen | Made | Att | Pct | Made | Att | Pct |
| 25) Buffalo | 320 | 115 | 172 | 33 | 78 | 192 | 40.6 | 4 | 12 | 33.3 |

WEEK 16 / THROUGH MONDAY, DECEMBER 26, 2016

AFC / FIRST-DOWN PLAYS BY TEAMS

| Rank Team | Yds/Play | Plays | Yards |
|------------|----------|-------|-------|
| 3) Buffalo | 5.77 | 424 | 2445 |

AFC / FIRST-DOWN PLAYS BY OPPONENTS

| Rank Team | Yds/Play | Plays | Yards |
|-------------|----------|-------|-------|
| 10) Buffalo | 5.45 | 436 | 2378 |

WEEK 16 / THROUGH MONDAY, DECEMBER 26, 2016

NFL / FIRST-DOWN PLAYS BY TEAMS

| Rank Team | Yds/Play | Plays | Yards |
|------------|----------|-------|-------|
| 9) Buffalo | 5.77 | 424 | 2445 |

NFL / FIRST-DOWN PLAYS BY OPPONENTS

| Rank Team | Yds/Play | Plays | Yards |
|-------------|----------|-------|-------|
| 18) Buffalo | 5.45 | 436 | 2378 |

WEEK 16 / THROUGH MONDAY, DECEMBER 26, 2016

AFC / KICKOFFS (Receiving Team)

| Rank Team | TotKO | AdjKO | TB | TB% | EZ | EZ% | OB | I20 | Avg.Start |
|-------------|-------|-------|----|------|----|------|----|-----|-----------|
| 13) Buffalo | 78 | 78 | 42 | 53.8 | 58 | 74.4 | 0 | 10 | 24.2 |

AFC / KICKOFFS (Kicking Team)

| Rank Team | TotKO | AdjKO | TB | TB% | EZ | EZ% | OB | I20 | Avg.Start |
|-------------|-------|-------|----|------|----|------|----|-----|-----------|
| 15) Buffalo | 81 | 77 | 33 | 42.9 | 51 | 63.0 | 1 | 13 | 26.1 |

Note: Average team drive start DOES NOT include onside kicks or kickoffs at the end of a half unless either kickoff is returned for a touchdown. All other kickoffs (returned kickoffs, fair catches, touchback and kickoffs out of bounds) are included. Kickoffs resulting in the kicking team retaining possession are not included.

ADJ KO: Adjusted kickoffs are used to compute the Avg. Team Drive Start.

I20: The number of drives that start inside (not including) the 20 yd line.

WEEK 16 / THROUGH MONDAY, DECEMBER 26, 2016

NFL / KICKOFFS (Receiving Team)

| Rank | Team | TotKO | AdjKO | TB | TB% | EZ | EZ% | OB | I20 | Avg.Start |
|------|---------|-------|-------|----|------|----|------|----|-----|-----------|
| 26) | Buffalo | 78 | 78 | 42 | 53.8 | 58 | 74.4 | 0 | 10 | 24.2 |

Note: Average opponent drive start DOES NOT include onside kicks or kickoffs at the end of a half unless either kickoff is returned for a touchdown. All other kickoffs (returned kickoffs, fair catches, touchback and kickoffs out of bounds) are included. Kickoffs resulting in the kicking team retaining possession are not included.

ADJ KO: Adjusted kickoffs are used to compute the Avg. Team Drive Start.

I20: The number of drives that start inside (not including) the 20 yd line.

WEEK 16 / THROUGH MONDAY, DECEMBER 26, 2016

NFL / KICKOFFS (Kicking Team)

| Rank | Team | TotKO | AdjKO | TB | TB% | EZ | EZ% | OB | I20 | Avg.Start |
|------|---------|-------|-------|----|------|----|------|----|-----|-----------|
| 29) | Buffalo | 81 | 77 | 33 | 42.9 | 51 | 63.0 | 1 | 13 | 26.1 |

Note: Average team drive start DOES NOT include onside kicks or kickoffs at the end of a half unless either kickoff is returned for a touchdown. All other kickoffs (returned kickoffs, fair catches, touchback and kickoffs out of bounds) are included. Kickoffs resulting in the kicking team retaining possession are not included.

ADJ KO: Adjusted kickoffs are used to compute the Avg. Team Drive Start.

I20: The number of drives that start inside (not including) the 20 yd line.

WEEK 16 / THROUGH MONDAY, DECEMBER 26, 2016

300-Yard Passing Games

329, Taylor, BUF vs. MIA 12/24 (ot) (26-39, 3 TD)

WEEK 16 / THROUGH MONDAY, DECEMBER 26, 2016

100-Yard Receiving Games

162, Woods, BUF at SEA 11/07 (10 rec., 0 TD)

154, Watkins, BUF vs. MIA 12/24 (ot) (7 rec., 1 TD)

112, Goodwin, BUF vs. NYJ 09/15 (2 rec., 1 TD)

WEEK 16 / THROUGH MONDAY, DECEMBER 26, 2016

100-Yard Rushing Games

153, McCoy, BUF vs. CLE 12/18 (19 att., 2 TD)

150, McCoy, BUF at LA 10/09 (18 att., 0 TD)

140, McCoy, BUF vs. SF 10/16 (19 att., 3 TD)

130, McCoy, BUF at OAK 12/04 (17 att., 0 TD)

128, McCoy, BUF vs. MIA 12/24 (ot) (24 att., 1 TD)

110, McCoy, BUF vs. ARI 09/25 (17 att., 2 TD)

103, McCoy, BUF vs. JAX 11/27 (19 att., 2 TD)

WEEK 16 / THROUGH MONDAY, DECEMBER 26, 2016

AFC / LEADING PASSERS

| Player, Team | Att | Comp | Comp Pct | Yds | Avg Gain | TD | Pct TD | Long | Int | Pct Int | Rating Points |
|--------------|-----|------|----------|------|----------|----|--------|------|-----|---------|---------------|
| Taylor, Buf. | 436 | 269 | 61.7 | 3023 | 6.93 | 17 | 3.9 | 84t | 6 | 1.4 | 89.7 |

AFC / LEADING PASSERS, RANKS

| Player, Team | Att | Comp | Pct | Yds | Avg | TD | Pct | Int | Pct | Rating |
|--------------|-----|------|-----|-----|-----|-----|-----|-----|-----|--------|
| Taylor, Buf. | 12 | 12 | 9 | 12 | 11 | 10t | 8 | 2t | 3 | 9 |

WEEK 16 / THROUGH MONDAY, DECEMBER 26, 2016

AFC / FOURTH-QUARTER PASSING LEADERS

| Rank | Player, Team | Att | Comp | Comp% | Yards | YPA | TD | TD% | Int | Int% | Rating |
|------|--------------|-----|------|-------|-------|------|----|-----|-----|------|--------|
| 9) | Taylor, Buf. | 103 | 59 | 57.3 | 733 | 7.12 | 6 | 5.8 | 3 | 2.9 | 86.8 |

AFC / THIRD-DOWN PASSING LEADERS

| Rank | Player, Team | Att | Comp | Comp% | Yards | YPA | TD | TD% | Int | Int% | Rating |
|------|--------------|-----|------|-------|-------|------|----|-----|-----|------|--------|
| 7) | Taylor, Buf. | 118 | 66 | 55.9 | 828 | 7.02 | 6 | 5.1 | 2 | 1.7 | 87.8 |

WEEK 16 / THROUGH MONDAY, DECEMBER 26, 2016

AFC / LEADING RUSHERS

| Rank | Player, Team | Att | Yards | Avg | Long | TD |
|------|-------------------|-----|-------|-----|------|----|
| 3) | McCoy, Buf. | 229 | 1257 | 5.5 | 75t | 13 |
| 16) | Taylor, Buf. (QB) | 95 | 580 | 6.1 | 49 | 6 |
| 18) | Gillislee, Buf. | 86 | 537 | 6.2 | 44t | 7 |

AFC / THIRD-AND-ONE RUSHING LEADERS

| Rank | Player, Team | Att | FD | Pct |
|------|-----------------|-----|----|-------|
| 1t) | Gillislee, Buf. | 8 | 8 | 100.0 |
| 5t) | Felton, Buf. | 6 | 5 | 83.3 |

WEEK 16 / THROUGH MONDAY, DECEMBER 26, 2016

AFC / LEADERS IN RECEPTIONS

| Rank | Player, Team | Rec | Yards | Avg | Long | TD |
|------|------------------|-----|-------|------|------|----|
| 28t) | Clay, Buf. (TE) | 54 | 532 | 9.9 | 40t | 4 |
| 39) | McCoy, Buf. (RB) | 49 | 350 | 7.1 | 41 | 1 |
| 42t) | Woods, Buf. | 47 | 570 | 12.1 | 34 | 1 |

WEEK 16 / THROUGH MONDAY, DECEMBER 26, 2016

AFC / RECEIVING YARDAGE LEADERS

| Rank | Player, Team | Yards | Rec | Avg | Long | TD |
|------|-----------------|-------|-----|------|------|----|
| 34) | Woods, Buf. | 570 | 47 | 12.1 | 34 | 1 |
| 41) | Clay, Buf. (TE) | 532 | 54 | 9.9 | 40t | 4 |

WEEK 16 / THROUGH MONDAY, DECEMBER 26, 2016

AFC / THIRD-DOWN RECEIVING LEADERS

| Rank | Player, Team | Rec | Yards | Avg | Long | TD |
|------|-----------------|-----|-------|------|------|----|
| 39t) | Woods, Buf. | 12 | 136 | 11.3 | 24 | 0 |
| 48t) | Clay, Buf. (TE) | 10 | 118 | 11.8 | 33 | 0 |

WEEK 16 / THROUGH MONDAY, DECEMBER 26, 2016

AFC / LEADING SCORERS, NONKICKERS

| Rank | Player, Team | TD | Rush | Rec | Ret | X2 | Pts |
|------|------------------------|----|------|-----|-----|----|-----|
| 2) | McCoy, Buf. (RB) | 14 | 13 | 1 | 0 | 1 | 86 |
| 11t) | Gillislee, Buf. (RB) | 8 | 7 | 1 | 0 | 0 | 48 |
| 23t) | Taylor, Buf. (QB) | 6 | 6 | 0 | 0 | 1 | 38 |
| 46t) | Clay, Buf. (TE) | 4 | 0 | 4 | 0 | 0 | 24 |
| 46t) | Hunter, Mia.-Buf. (WR) | 4 | 0 | 4 | 0 | 0 | 24 |

WEEK 16 / THROUGH MONDAY, DECEMBER 26, 2016

AFC / LEADING SCORERS, KICKERS

| Rank | Player, Team | PAT | FG | Pct | Long | Pts |
|------|-----------------|-------|-------|------|------|-----|
| 12t) | Carpenter, Buf. | 39/44 | 18/24 | .750 | 54 | 93 |

AFC / TOUCHBACKS ON KICKOFFS

| Rank | Player, Team | TB |
|------|-----------------|----|
| 15) | Carpenter, Buf. | 26 |
| 18) | Gay, Buf. | 7 |

WEEK 16 / THROUGH MONDAY, DECEMBER 26, 2016**AFC / MOST YARDS FROM SCRIMMAGE**

| Rank | Player, Team | Yards | Total | | Rushing | | | Receiving | | |
|------|------------------|-------|-------|-----|---------|-------|-----|-----------|-------|-----|
| | | | Att | Rec | Avg | Yards | Att | Avg | Yards | Rec |
| 3) | McCoy, Buf. (RB) | 1607 | 278 | 5.8 | 1257 | 229 | 5.5 | 350 | 49 | 7.1 |

WEEK 16 / THROUGH MONDAY, DECEMBER 26, 2016**AFC / LEADERS IN FIRST DOWNS**

| Rank | Player, Team | Rush | Rec | Tot |
|------|----------------------|------|-----|-----|
| 4) | McCoy, Buf. (RB) | 55 | 17 | 72 |
| 40t) | Gillislee, Buf. (RB) | 33 | 1 | 34 |
| 46t) | Taylor, Buf. (QB) | 31 | 0 | 31 |

WEEK 16 / THROUGH MONDAY, DECEMBER 26, 2016**AFC / LEADING PUNTERS**

| Rank | Player, Team | No | Yards | Lg | Avg | TB | Blk | Dwn | OB | Opp Ret In Net | | | |
|------|---------------|----|-------|----|------|----|-----|-----|----|----------------|-----|----|------|
| | | | | | | | | | | Ret | Yds | 20 | Avg |
| 16) | Schmidt, Buf. | 69 | 2929 | 58 | 42.4 | 3 | 0 | 7 | 18 | 34 | 238 | 20 | 38.1 |

AFC / LEADING PUNTERS, NET AVERAGE

| Rank | Player, Team | No | Yards | Lg | Avg | TB | Blk | Dwn | OB | Opp Ret In Net | | | |
|------|---------------|----|-------|----|------|----|-----|-----|----|----------------|-----|----|------|
| | | | | | | | | | | Ret | Yds | 20 | Avg |
| 15) | Schmidt, Buf. | 69 | 2929 | 58 | 42.4 | 3 | 0 | 7 | 18 | 34 | 238 | 20 | 38.1 |

WEEK 16 / THROUGH MONDAY, DECEMBER 26, 2016**AFC / PUNT RETURN LEADERS**

| Rank | Player, Team | Ret | FC | Yards | Avg | Long | TD |
|------|--------------|-----|----|-------|------|------|----|
| 2) | Tate, Buf. | 24 | 12 | 277 | 11.5 | 43 | 0 |

AFC / KICKOFF RETURN LEADERS

| Rank | Player, Team | Ret | Yards | Avg | Long | TD |
|------|--------------|-----|-------|------|------|----|
| 3) | Tate, Buf. | 27 | 595 | 22.0 | 45 | 0 |

WEEK 16 / THROUGH MONDAY, DECEMBER 26, 2016**AFC / LEADERS IN INTERCEPTIONS**

| Rank | Player, Team | Int | Yards | Avg | Long | TD |
|------|---------------------|-----|-------|------|------|----|
| 2t) | Gilmore, Buf. | 5 | 135 | 27.0 | 49 | 0 |
| 21t) | Robey-Coleman, Buf. | 2 | 44 | 22.0 | 41t | 1 |
| 21t) | White, Buf. | 2 | 0 | 0.0 | 0 | 0 |

WEEK 16 / THROUGH MONDAY, DECEMBER 26, 2016**AFC / LEADERS IN SACKS**

| Rank | Player, Team | Sacks |
|------|----------------------|-------|
| 2t) | Alexander, Buf. (LB) | 11.5 |
| 20t) | Hughes, Buf. (LB) | 6.0 |

| | |
|-----------------------------|-----|
| 25t) K. Williams, Buf. (DE) | 5.0 |
| 32t) Z. Brown, Buf. (LB) | 4.0 |
| 41t) Dareus, Buf. (NT) | 3.5 |

WEEK 16 / THROUGH MONDAY, DECEMBER 26, 2016

AFC / FUMBLE RECOVERIES

| Rank | Player, Team | TotRec | OffRec | DefRec |
|------|----------------|--------|--------|--------|
| 6t) | Taylor, Buf. | 3 | 3 | 0 |
| 15t) | P. Brown, Buf. | 2 | 0 | 2 |

WEEK 16 / THROUGH MONDAY, DECEMBER 26, 2016

AFC / OFFENSIVE FUMBLE RECOVERIES

| Rank | Player, Team | Ret | Yards | Avg | Long | TD |
|------|--------------|-----|-------|------|------|----|
| 4t) | Taylor, Buf. | 3 | -3 | -1.0 | 0 | 0 |

AFC / DEFENSIVE FUMBLE RECOVERIES

| Rank | Player, Team | Ret | Yards | Avg | Long | TD |
|------|----------------|-----|-------|-----|------|----|
| 6t) | P. Brown, Buf. | 2 | 0 | 0.0 | 0 | 0 |

WEEK 16 / THROUGH MONDAY, DECEMBER 26, 2016

NFL / LEADING PASSERS

| Player, Team | Att | Comp | Pct | Yds | Avg | TD | Pct | TD | Long | Int | Pct | Rating |
|--------------|-----|------|------|------|------|----|-----|-----|------|-----|------|--------|
| Taylor, Buf. | 436 | 269 | 61.7 | 3023 | 6.93 | 17 | 3.9 | 84t | 6 | 1.4 | 89.7 | |

NFL / LEADING PASSERS, RANKS

| Player, Team | Att | Comp | Pct | Yds | Avg | TD | Pct | TD | Long | Int | Pct | Rating |
|--------------|-----|------|-----|-----|-----|-----|-----|----|------|-----|-----|--------|
| Taylor, Buf. | 25 | 24 | 19 | 25 | 21 | 21t | 18 | | 5t | 7 | 17 | |

WEEK 16 / THROUGH MONDAY, DECEMBER 26, 2016

NFL / FOURTH-QUARTER PASSING LEADERS

| Rank | Player, Team | Att | Comp | Comp% | Yards | YPA | TD | TD% | Int | Int% | Rating |
|------|--------------|-----|------|-------|-------|------|----|-----|-----|------|--------|
| 19) | Taylor, Buf. | 103 | 59 | 57.3 | 733 | 7.12 | 6 | 5.8 | 3 | 2.9 | 86.8 |

NFL / THIRD-DOWN PASSING LEADERS

| Rank | Player, Team | Att | Comp | Comp% | Yards | YPA | TD | TD% | Int | Int% | Rating |
|------|--------------|-----|------|-------|-------|------|----|-----|-----|------|--------|
| 14) | Taylor, Buf. | 118 | 66 | 55.9 | 828 | 7.02 | 6 | 5.1 | 2 | 1.7 | 87.8 |

WEEK 16 / THROUGH MONDAY, DECEMBER 26, 2016

NFL / LEADING RUSHERS

| Rank | Player, Team | Att | Yards | Avg | Long | TD |
|------|-------------------|-----|-------|-----|------|----|
| 4) | McCoy, Buf. | 229 | 1257 | 5.5 | 75t | 13 |
| 26) | Taylor, Buf. (QB) | 95 | 580 | 6.1 | 49 | 6 |
| 30) | Gillislee, Buf. | 86 | 537 | 6.2 | 44t | 7 |

WEEK 16 / THROUGH MONDAY, DECEMBER 26, 2016

NFL / THIRD-AND-ONE RUSHING LEADERS

| Rank | Player, Team | Att | FD | Pct |
|------|-----------------|-----|----|-------|
| 1t) | Gillislee, Buf. | 8 | 8 | 100.0 |
| 13t) | Felton, Buf. | 6 | 5 | 83.3 |

WEEK 16 / THROUGH MONDAY, DECEMBER 26, 2016

NFL / LEADING SCORERS, NONKICKERS

| Rank | Player, Team | TD | Rush | Rec | Ret | X2 | Pts |
|------|----------------------|----|------|-----|-----|----|-----|
| 4) | McCoy, Buf. (RB) | 14 | 13 | 1 | 0 | 1 | 86 |
| 22t) | Gillislee, Buf. (RB) | 8 | 7 | 1 | 0 | 0 | 48 |
| 48t) | Taylor, Buf. (QB) | 6 | 6 | 0 | 0 | 1 | 38 |

WEEK 16 / THROUGH MONDAY, DECEMBER 26, 2016**NFL / LEADING SCORERS, KICKERS**

| Rank | Player, Team | PAT | FG | Pct | Long | Pts |
|------|-----------------|-------|-------|------|------|-----|
| 21t) | Carpenter, Buf. | 39/44 | 18/24 | .750 | 54 | 93 |

WEEK 16 / THROUGH MONDAY, DECEMBER 26, 2016**NFL / TOUCHBACKS ON KICKOFFS**

| Rank | Player, Team | TB |
|------|-----------------|----|
| 27) | Carpenter, Buf. | 26 |
| 36t) | Gay, Buf. | 7 |

WEEK 16 / THROUGH MONDAY, DECEMBER 26, 2016**NFL / MOST YARDS FROM SCRIMMAGE**

| Rank | Player, Team | Total Yards | Att+Rec | Avg | Rushing | | Receiving | | | |
|------|------------------|----------------|---------|-----|---------|-----|-----------|-------|-----|-----|
| | | | | | Yards | Att | Avg | Yards | Rec | Avg |
| 5) | McCoy, Buf. (RB) | 1607 | 278 | 5.8 | 1257 | 229 | 5.5 | 350 | 49 | 7.1 |

WEEK 16 / THROUGH MONDAY, DECEMBER 26, 2016**NFL / LEADERS IN FIRST DOWNS**

| Rank | Player, Team | Rush | Rec | Tot |
|------|------------------|------|-----|-----|
| 9) | McCoy, Buf. (RB) | 55 | 17 | 72 |

WEEK 16 / THROUGH MONDAY, DECEMBER 26, 2016**NFL / LEADING PUNTERS**

| Rank | Player, Team | No | Yards | Lg | Avg | TB | Blk | Dwn | OB | Ret | In | Net | |
|------|---------------|----|-------|----|------|----|-----|-----|----|-----|-----|-----|------|
| | | | | | | | | | | | | | Ret |
| 30) | Schmidt, Buf. | 69 | 2929 | 58 | 42.4 | 3 | 0 | 7 | 18 | 34 | 238 | 20 | 38.1 |

NFL / LEADING PUNTERS, NET AVERAGE

| Rank | Player, Team | No | Yards | Lg | Avg | TB | Blk | Dwn | OB | Ret | In | Net | |
|------|---------------|----|-------|----|------|----|-----|-----|----|-----|-----|-----|------|
| | | | | | | | | | | | | | Ret |
| 29) | Schmidt, Buf. | 69 | 2929 | 58 | 42.4 | 3 | 0 | 7 | 18 | 34 | 238 | 20 | 38.1 |

WEEK 16 / THROUGH MONDAY, DECEMBER 26, 2016**NFL / PUNT RETURN LEADERS**

| Rank | Player, Team | Ret | FC | Yards | Avg | Long | TD |
|------|--------------|-----|----|-------|------|------|----|
| 5) | Tate, Buf. | 24 | 12 | 277 | 11.5 | 43 | 0 |

NFL / KICKOFF RETURN LEADERS

| Rank | Player, Team | Ret | Yards | Avg | Long | TD |
|------|--------------|-----|-------|------|------|----|
| 8) | Tate, Buf. | 27 | 595 | 22.0 | 45 | 0 |

WEEK 16 / THROUGH MONDAY, DECEMBER 26, 2016**NFL / LEADERS IN INTERCEPTIONS**

| Rank | Player, Team | Int | Yards | Avg | Long | TD |
|------|---------------|-----|-------|------|------|----|
| 2t) | Gilmore, Buf. | 5 | 135 | 27.0 | 49 | 0 |

WEEK 16 / THROUGH MONDAY, DECEMBER 26, 2016

NFL / LEADERS IN SACKS

| Rank | Player, Team | Sacks |
|------|----------------------|-------|
| 4t) | Alexander, Buf. (LB) | 11.5 |
| 44t) | Hughes, Buf. (LB) | 6.0 |

WEEK 16 / THROUGH MONDAY, DECEMBER 26, 2016

NFL / FUMBLE RECOVERIES

| Rank | Player, Team | TotRec | OffRec | DefRec |
|------|--------------|--------|--------|--------|
| 9t) | Taylor, Buf. | 3 | 3 | 0 |

WEEK 16 / THROUGH MONDAY, DECEMBER 26, 2016

NFL / OFFENSIVE FUMBLE RECOVERIES

| Rank | Player, Team | Ret | Yards | Avg | Long | TD |
|------|--------------|-----|-------|------|------|----|
| 7t) | Taylor, Buf. | 3 | -3 | -1.0 | 0 | 0 |

NFL / DEFENSIVE FUMBLE RECOVERIES

| Rank | Player, Team | Ret | Yards | Avg | Long | TD |
|------|----------------|-----|-------|-----|------|----|
| 7t) | P. Brown, Buf. | 2 | 0 | 0.0 | 0 | 0 |

WEEK 16 / THROUGH MONDAY, DECEMBER 26, 2016

Team/Offense Rank (Within League)

BUF

| | |
|-----|--------|
| 12 | TYds/G |
| 11 | TYds/P |
| 1 | RYds/G |
| 1 | RshAvg |
| 31 | PsYd/G |
| 24 | PasAvg |
| 6 | %HdInt |
| 31 | Sac/PP |
| 13t | 1D/Gm |
| 14 | 3D Eff |
| 9t | 4D Eff |
| 6 | PR Avg |
| 21 | KR Avg |
| 30 | GPntAv |
| 30 | NPntAv |
| 7 | Pts/Gm |
| 30t | FG% |

Opponent/Defense Rank (Within League)

BUF

| | |
|----|--------|
| 19 | TYds/G |
| 21 | TYds/P |
| 28 | RYds/G |
| 27 | RshAvg |
| 7 | PsYd/G |
| 19 | PasAvg |
| 13 | %HdInt |
| 1 | Sac/PP |
| 25 | 1D/Gm |
| 23 | 3D Eff |
| 6 | 4D Eff |
| 8 | PR Avg |
| 16 | KR Avg |
| 4 | GPntAv |
| 2 | NPntAv |
| 15 | Pts/Gm |
| 29 | FG% |

BILLS POST-GAME NOTES

Sat., Dec. 24, 2016
Bills (7-8) vs. Dolphins (10-5)



3 4



3 1

BILLS FALL BELOW .500 - Today's loss, the Bills 3rd in 4 games, gave the club a 7-8 record and assured Buffalo of a third-place finish in the AFC East standings ... Buffalo has 7-8 record for the 2nd straight season ... Bills were swept in season series vs. Dolphins for first time since 2011 and lost to Miami at home for first time since a 30-23 decision, 12/18/11 ... Buffalo is now 42-59-1 in all-time regular season series vs. Miami ... with game-time temperature of 38 degrees, Bills are now 6-5 in December or January home games vs. Miami when temperature is 40 degrees or less (includes regular season and playoffs).

WORKING OVERTIME – The Bills played an overtime game for the first time since 9/7/14 at Chi. (W 23-20) ... Buffalo had played 45 games without needing overtime, the 2nd active longest stretch in the NFL (Green Bay's last OT game was 11/24/13 vs. Min.) ... the Bills last played a home OT game on 12/1/13 vs. Atl. (in Toronto, a 34-31 loss); the last OT game at New Era Field was 10/13/13 vs. Cin. (a 27-24 loss) ... Buffalo has now lost 4 straight home OT games, with the last victory coming 10/5/03 vs. Cin. (22-16 score) ... Buffalo has OT record of 20-15, and its .571 winning percentage ranks 4th in league history (behind Washington 25-15-2, .619; Denver 28-18-2, .604, and Arizona 24-16-3, .593) ... Miami is now 16-22-1 all-time in OT, and has won its last 3 OT games; today, however, was the Dolphins' first OT win via FG since 10/17/10 at G.B. (on Dan Carpenter 44-yd. FG), which was also Miami's last road OT win.

RACKING UP THE YARDS – The Bills' 589 total yards of offense is a new club record (old mark: 582 vs. Mia., 9/1/91) ... along with Miami's 494 total yds., the 1,083 combined yds. are the 2nd most ever in a Bills game, only 3 yds. shy of the all-time mark set 9/13/92 at S.F. (49ers 598, Bills 488) ... the teams combined for 533 rushing yds. (Bills 272, Dolphins 261), a new Buffalo record, beating the old mark of 508 set 11/7/71 at Mia. (Dolphins 302, Bills 206) ... Buffalo's 589 yds. of total offense were the 3rd-most in a loss in NFL history, behind S.F.'s 598 vs. Buf. 9/13/92 and N.O.'s 595 vs. Cin. 11/19/06 ... the previous high-yardage figure for a team in an OT loss was 583 by Det. at Ten. 9/23/12.

KEEPING THE SCOREBOARD OPERATOR BUSY - With their 31-point output today, the Bills increased their season point total to 389, which already ranks 8th in a single-season in team history ... 48 touchdowns this season tie as 5th most in single season in club history (also had 48 in 1964) ... only seasons with more are 1991 (58), 1975 (57), 1990 (53), and 1989 (49) ... the Bills and Dolphins combined for 28 pts. in the 3rd qtr. today (14 points each), marking the 12th time in Bills history that they played a 3rd qtr. with as many as 28 pts.; it last occurred 12/4/16 at Oak., when Bills and Raiders each scored 14 pts.

BILLS NOTCH ANOTHER 500-YD. TRIO – With LeSean McCoy (1,257), Tyrod Taylor (580), and Mike Gillislee (537) each posting 500+ rushing yds. this season, this marks the Bills 3rd-ever trio of 500-yd. rushers ... this is the 2nd straight year Buffalo has a 500-yd. trio; in 2015, the combination included McCoy (895), Taylor (568) and Karlos Williams (517) ... before that, the only other occasion was in 1962 by Cookie Gilchrist (1,096), Wayne Crow (589), and Wray Carlton (530).

GROUND ATTACK MAKING ITS MARK – With 1 rushing TD today, the Bills increased their season total to 28, extending their new club single-season record (old mark of 26 was set in 1975) and posting the most by any NFL team since Carolina had 30 in 2008 ... 272 rushing yds. today increased the Bills total this season to 2,562 this season, the 4th highest total in club history (see list, below) ... Bills have totaled 139 rushing first downs this season, the 3rd most in club history (see list, below).

NFL RECORD BOOK MOST RUSHING TOUCHDOWNS, SEASON

| | |
|----|-------------------|
| 36 | Green Bay, 1962 |
| 33 | Pittsburgh, 1976 |
| 32 | Kansas City, 2003 |
| | San Diego, 2006 |
| 31 | Kansas City, 2004 |
| 30 | Chicago, 1941 |
| | New England, 1978 |
| | Washington, 1983 |
| | Carolina, 2008 |
| 29 | Green Bay, 1960 |
| | Baltimore, 1964 |
| | Dallas, 1995 |
| | Seattle, 2005 |

BILLS RECORD BOOK MOST RUSHING YARDS, SEASON

| | |
|--------------|-------------|
| 3,088 | 1973 |
| 2,974 | 1975 |
| 2,566 | 1976 |
| <u>2,562</u> | <u>2016</u> |
| 2,480 | 1962 |
| 2,436 | 1992 |
| 2,432 | 2015 |
| 2,381 | 1978 |
| | 1991 |
| 2,307 | 2013 |

BILLS RECORD BOOK MOST RUSHING FIRST DOWNS, SEASON

| | |
|------------|-------------|
| 162 | 1975 |
| 152 | 1973 |
| <u>139</u> | <u>2016</u> |
| 137 | 1988 |
| 136 | 1989 |
| 135 | 1976 |
| 134 | 1980 |
| 133 | 1992 |
| 132 | 1978 |
| 128 | 1991 |
| | 1996 |










BILLS GET SUPERLATIVE TRIFECTA – Today's game marked the 10th time in club history that the Bills had a 100-yard rusher, a 100-yard receiver, and a 300-yard passer. ... Bills are 8-2 in such games:




BILLS GAMES WITH 100-YD. RUSHER, 100-YD. RECEIVER, AND 300-YD. PASSER


| DATE | OPP. | RUSHER | RECEIVER(S) | PASSER |
|----------|----------------------|--------------------|-------------------------------------|----------------------|
| 9/1/91 | vs. Mia. (W 35-21) | Thurman Thomas-165 | Andre Reed-154, Thurman Thomas-103 | Jim Kelly-381 |
| 9/8/91 | vs. Pit. (W 52-34) | Thurman Thomas-107 | Andre Reed-118, Don Beebe-112 | Jim Kelly-363 |
| 9/29/91 | vs. Chi. (W 35-20) | Thurman Thomas-117 | James Lofton-12 | Jim Kelly-303 |
| 9/27/92 | at N.E. (W 41-7) | Thurman Thomas-120 | Andre Reed-168, James Lofton-113 | Jim Kelly-308 |
| 9/11/94 | at N.E. (W 38-35) | Thurman Thomas-106 | Andre Reed-142 | Jim Kelly-328 |
| 12/23/00 | at Sea. (W 42-23) | Antowain Smith-147 | Peerless Price-132, Eric Moulds-101 | Doug Flutie-366 |
| 12/1/02 | vs. Mia. (W 38-21) | Travis Henry-151 | Eric Moulds-130 | Drew Bledsoe-306 |
| 9/24/06 | vs. N.Y.J. (L 20-28) | Willis McGahee-150 | Lee Evans-107, Roscoe Parrish-104 | J.P. Losman-328 |
| 11/21/10 | at Cin. (W 49-31) | Fred Jackson-116 | Steve Johnson-137 | Ryan Fitzpatrick-316 |
| 12/24/16 | vs. Mia. (L 31-34) | LeSean McCoy-128 | Sammy Watkins-154 | Tyrod Taylor-329 |



STILL STINGY ON GIVEAWAYS – Bills did not commit a turnover today, marking the 8th time this season without a giveaway, extending a new team single-season record (old mark was 6 games without turnover in 2015) ... the Bills' 9 turnovers through 15 games ties the NFL record-low set by N.E. in 2010 ... should the Bills go without a giveaway next week at N.Y.J., the club would establish a new NFL-record low for a full season (current record is 10, set by N.E. in 2010 and matched by S.F. in 2011) ... the fewest turnovers by the Bills over a full season was 19 in 2015.

| 85 CHARLES CLAY | | | | TE, 6 TH YEAR (2 ND WITH BILLS), TULSA | |
|---|-----------------|------------|-----------|--|--|
| RECEIVING | REC | YDS | TD |  | Scored 2 TDs on receptions of 18 yds. in 3 rd qtr. & 7 yds. in 4 th qtr. ... 2 nd multi-TD game of career (2 at Pit., 12/8/13) ... first TD drew Bills to within 28-21, and 2 nd score gave Bills 31-28 lead ... now has 21 TD rec. in career, 7 with Bills, 4 this season (had 40-yd. TD catch vs. Pit. 12/11 and 19-yd. TD rec. vs. Cle. last week) |
| Today | 8 | 85 | 2 | | |
| Season | 54 | 532 | 4 | | |
| Career | 256 | 2,869 | 21 |  | <u>3-game rec. TD streak</u> is longest by Bill since Sammy Watkins had 4-game streak in games 11-14, 2015 ... 3-game TD streak matches a career-long (also with Mia. in games 4-6, 2013) ... longest TD streak by Bills TE since Scott Chandler's 3-game streak in games 1-3, 2011 ... streak is 4 th TD of NFL career, first since games 2-3, 2015 ... one of 2 Bills with rec. TD streak this season, along with Justin Hunter in games 5-6 |
| With Bills | 105 | 1,060 | 7 | | Now has 22 overall TDs in NFL career (also had rushing TD in 2013) ... Clay's teams are 11-9 when scoring TD (1-1 when scoring 2) ... has caught TD passes from 3 different QBs (Ryan Tannehill-11, Tyrod Taylor-7, Matt Moore-3) |
| BILLS RECORD BOOK | | | | | |
| MOST RECEPTIONS, SEASON, TE | | | | | |
| 68 | Pete Metzelaars | 1993 | |  | 8 rec. today are most since recording 9 vs. Cin., 10/18/15 ... has rec. in 60 of last 61 games (was held without rec. vs. Ari. 9/25/16 to snap career-long 49-game rec. streak) |
| 54 | Charles Clay | 2016 | | | Has 2+ rec in each of 13 games this season with a reception |
| 53 | Jay Riemersma | 2001 | |  | <u>54 rec. in 2016</u> are 2 nd most by TE in Bills history (see list, left) ... is one of 4 TEs in Bills history with multiple 40-rec. seasons, joining Pete Metzelaars (3), Lonnie Johnson (3), and Scott Chandler (3) ... first TE in Bills history with multiple 50-rec. seasons ... 17 th Bill with multiple 50-rec. seasons, 13 th player (14 th occasion) to post consecutive 50-rec. seasons |
| | Scott Chandler | 2013 | | | 4 th season of career with 50+ rec., along with career-high 69 with Mia. in 2013, 58 with Mia. in 2014, and 51 with Bills in 2015 |
| 51 | Charles Clay | 2015 | |  | Bills have had at least one player with 50 rec. in each of last 34 seasons; excluding shortened 9-game 1982 campaign, Bills have had 50-rec. player in each of 37 full seasons dating back to 1979 (team leader in 1978 was Bob Chandler with 44) |
| 49 | Pete Metzelaars | 1986 | | | Along with 7 rec. last week vs. Cle., has 2 nd career streak with 7+ rec. ... had back-to-back 7-rec. games in 2013 with Mia. (7 at N.Y.J. 12/1 and 7 at Pit. 12/8) |
| | Pete Metzelaars | 1994 | |  | First Bills TE ever with streak of 7+ rec. games; closest to accomplishing feat in the past was Paul Costa in games 10-11, 1967 (7 vs. Den. 11/19 and 6 at Mia. 11/26) ... first Bill with such a streak since Stevie Johnson in games 2-3, 2011 (8 vs. Oak. 9/18 and 8 vs. N.E. 9/25) |
| 47 | Scott Chandler | 2014 | | | 105 rec. with Bills ... today became 45 th player in team history with 100+ rec. in career with team |
| 46 | Lonnie Johnson | 1996 | |  | 532 rec. yds. this season rank 8 th by Bills TE in single season (see list, left) ... <u>2nd TE in Bills history to post 500+ rec. yds. in consecutive seasons</u> (had 528 in 2015), joining Scott Chandler (571 in 2012 & 655 in 2013) ... is also only 2 nd TE in club history with multiple 500+ yd. seasons |
| 45 | Tom Rychlec | 1960 | | | 85 rec. yds. today, along with 52 rec. yds. vs. Pit. 12/11 and 72 vs. Cle. last week, extends 6 th career streak of 50+ yd. games to career-long three games (previous streaks were in games 1-2, 2013 (54 at Cle., 109 at Ind.), games 12-13, 2013 (80 at N.Y.J., 97 at Pit.), games 14-15, 2014 (59 at N.E., 114 vs. Min.), games 3-4, 2015 (82 at Mia., 111 vs. N.Y.G.), and games 5-6, 2016 (73 at L.A., 52 vs. S.F.) ... streak is 14 th ever by Bills TE; Clay is just 4 th Bills TE with multiple streaks with 50+ rec. yds. in career with club, joining Reuben Gant (1976 & 1977), Pete Metzelaars (1992 & 4-game streak in 1993), and Scott Chandler (2011 and twice in 2012) |
| 44 | Keith McKeller | 1991 | |  | <u>2nd Bills TE ever with 3+ game streak of 50+ rec. yds.</u> , joining Pete Metzelaars' 4-game stretch in games 11-14, 1993 (98 at K.C. 11/28, 76 vs. L.A. Raiders 12/5, 59 at Phi. 12/12, and 65 at Mia. 12/19) |
| 43 | Scott Chandler | 2012 | | | Along with 72 rec. yds. last week vs. Cle., has 3 rd career streak of 70+ yd. games ... also done with Mia. in games 12-13, 2013 (80 at N.Y.J., 97 at Pit.) and with Bills in games 3-4, 2015 (82 at Mia., 111 vs. N.Y.G.) ... streak is 4 th ever by Bills TE; in addition to Clay's 2 streaks, others were by Paul Costa in games 10-11, 1967 (138 vs. Den. 11/19 and 92 at Mia. 11/26) and Pete Metzelaars in games 11-12, 1993 (98 at K.C. 11/28 and 76 vs. L.A. Raiders 12/5) |
| 41 | Reuben Gant | 1977 | |  | |
| | Lonnie Johnson | 1997 | | | |
| BILLS RECORD BOOK | | | | | |
| MOST RECEIVING YARDS, SEASON, TE | | | | | |
| 726 | Paul Costa | 1967 | | | |
| 655 | Scott Chandler | 2013 | | | |
| 646 | Reuben Gant | 1977 | | | |
| 609 | Pete Metzelaars | 1993 | | | |
| 590 | Tom Rychlec | 1960 | | | |
| | Jay Riemersma | 2001 | | | |
| 571 | Scott Chandler | 2012 | | | |
| 532 | Charles Clay | 2016 | | | |
| 528 | Charles Clay | 2015 | | | |
| 504 | Lonnie Johnson | 1995 | | | |

| 35 MIKE GILLISLEE | | | | RB, 3 RD YEAR (2 ND WITH BILLS), FLORIDA | |
|---------------------|------------|------------|------------|---|---|
| RUSHING | ATT | YDS | TD |  | 11 rush att. are most since recording 14 at Cin., 11/20/16 ... has rushing attempts in 12 straight games played, extending career-long streak (had 5-game streak in games 12-16, 2015) ... has rush att. in 18 of 22 career games |
| Today | 11 | 91 | 0 | | |
| Season | 86 | 537 | 7 | | |
| Career | 139 | 825 | 10 |  | Season-high 91 rush yds. are most since career-best 93 vs. Dal., 12/27/15 |
| With Bills | 133 | 804 | 10 | | 86 rush att. and 537 rush yds. are personal season highs (had 47 for 267 in 2015) |
| KICKOFF RET. | NO | YDS | AVG |  | Surpassed season milestone of 500 rush yds. today ... 3 rd Bill this season with 500+ rush yds., joining LeSean McCoy (1,257) and Tyrod Taylor (580) (see "Bills notch another 500-yd. trio" note, page 1) |
| Today | 1 | 19 | 19.0 | | 19-yd. kickoff ret. is first of NFL career |
| Season/Career | 1 | 19 | 19.0 | | |

| 95 KYLE WILLIAMS | | | | DT, 11 TH YEAR, LSU | |
|------------------|--------------|------------|-----------|--------------------------------|--|
| | SACKS | INT | FF | FR |  |
| Today | 0.0 | 0 | 0 | 0 | Today played in 150 th regular season game with Bills ... 22 nd player in team history to reach 150-game milestone ... one game behind #21 Charles Romes (151) |
| Season | 5.0 | 0 | 0 | 0 | |
| Career | 40.5 | 1 | 3 | 4 | |



5 TYROD TAYLOR **QB, 6TH YEAR (2ND WITH BILLS), VIRGINIA TECH**

| PASSING | ATT | COM | YDS | PCT | TD | INT |
|------------|-----|-----|-------|------|----|-----|
| Today | 39 | 26 | 329 | 66.7 | 3 | 0 |
| Season | 436 | 269 | 3,023 | 61.7 | 17 | 6 |
| Career | 851 | 530 | 6,257 | 62.3 | 37 | 14 |
| With Bills | 816 | 511 | 6,058 | 62.6 | 37 | 12 |

| RUSHING | ATT | YDS | TD |
|------------|-----|-------|----|
| Today | 12 | 60 | 0 |
| Season | 95 | 580 | 6 |
| Career | 227 | 1,284 | 11 |
| With Bills | 209 | 1,148 | 10 |

Official W-L record as NFL starting QB is now 14-14 (was not credited with QB start when he lined up at WR to begin 2015 opener vs. Ind.)

Tied career-high with 3 TD passes (38 yds. to Sammy Watkins in 2nd qtr., 18 yds. to Charles Clay in 3rd qtr. and 7 yds. to Clay in 4th qtr.) ... **10th multi-TD game in NFL career** (has 6 games with 3 TD passes & 4 games with 2)

Has TD pass in 21 of 29 starts in NFL

Has thrown 37 TD passes as Bill, moving past Dennis Shaw (35) into 7th place on club all-time (see list, left) ... needs 10 TD passes to tie #6 Doug Flutie (47)

329 passing yds. today is new career-high (old high: 297 vs. N.Y.J., 9/15/16) ... first 300-yd. passing game by Bills QB since Kyle Orton had 329 at Oak., 12/21/14 ... 17th Bills QB to post a 300-yd. passing game ... 76th game in club history with a 300-yd. passer; team is 43-32 in those contests

118.4 passer rating today ... topped 100+ rating in 9 of 24 career games with Bills with 20+ att. ... along with 100.1 rating vs. Pit. 12/11 and 105.2 vs. Cle. last week, has topped 100 rating in 3 straight games (min. 20 att.), continuing 2nd streak of career (also had streak in games 11-12, 2015 – 106.4 at K.C. 11/29 and 127.2 vs. Hou. 12/6)

First Bills QB with 100+ rating in 3 straight games (min. 20 att.) since Drew Bledsoe's 3-game streak in 2002 (121.4 at Min. 9/15; 102.0 at Den. 9/22; 141.7 vs. Chi. 9/29)

Has 90+ rating in 14 of 24 career games with Bills with 20+ att. ... has 90+ rating in 3 straight games for 2nd time as Bill (also in games 2-3, 2015 - 93.3 vs. N.E. 9/20 and 136.7 at Mia. 9/27)

Has 80+ rating in 17 of 24 Bills games with 20+ att.

Career passer rating of 94.2 with Bills remains club record (min. 250 att.), ahead of 87.8 by Kyle Orton (see list, left)

Completed 10 straight passes between 2nd & 3rd qtrs. ... streak is 3rd longest of career, behind 12 in a row vs. N.Y.G., 10/4/15 and 11 straight vs. Mia., 11/8/15

Reached 3,000 passing yd. milestone for 2nd straight season (had 3,035 in 2015) ... 19th time in team history an individual QB has posted 3,000+ ... Bills have had QB with 3,000+ yds. in 5 of previous 6 seasons ... is already one of 8 QBs in club history with 3,000-yd. season

269 comp. and 436 att. in 2016 are new personal season highs (had 226 comp. and 380 att. in 2015)

511 completions as a Bill now rank 9th on Bills all-time list ... today broke tie with Dennis Shaw (485) and is 24 behind #8 Trent Edwards (535)

6,058 passing yds. as a Bill now rank 9th on Bills all-time list ... today moved past Trent Edwards (5,739) ... 153 behind #8 J.P. Losman (6,211)

Has averaged team-record 7.424 yds. per att. as Bill, ahead of 7.420 by Jim Kelly (4,780-35,467)

Completed 66.7% of pass att. today, increasing career completion rate with Bills to 62.62% ... figure ranks 2nd on club chart (min. 250 att.), behind 64.21% by Kyle Orton (see list, left)

Interception rate of 1.47% with Bills remains club career record (min. 250 att.), ahead of 2.24% by Kyle Orton (447-10)

60 rushing yds. today are most since 68 vs. S.F., 10/16/16 ... raised season yardage figure to 580, breaking his personal season-high (and club-record) 568, set in 2015 ...

12 rush att. are most since career-high 14 vs. Dal., 12/27/15

Has 40+ rush yds. in 4 of last 8 games ... 6th time this season with 40+ rushing yds., breaking tie with Doug Flutie (5 in 1999) for 2nd most in team history (Taylor had 8 in 2015)

23rd time as Bill with 20+ rushing yds. in game, 13th this season ... 13 games in season with 20+ rushing yds. ties club single-season record, set by Doug Flutie in 1999

23 games with 20+ rush yds. remain 2nd by QB on Bills all-time list, behind only Doug Flutie (24)

1,148 rushing yds. in career with Bills ... figure remains 2nd by QB in Bills history ... 26 behind #1 Joe Ferguson (1,174) ... is one of 3 QBs in team history with 1,000+ rush yds. ... now ranks 22nd on Bills all-time rushing list; today moved past Roosevelt Leaks (1,138) ... 26 yds. behind #21 Joe Ferguson (1,174) and 193 behind #20 Robb Riddick (1,341)

10-of-11 for 189 yds. on 4 TD drives ... 2-of-5 for 25 yds. on Bills' lone FG drive

52 PRESTON BROWN **LB, 3RD YEAR, LOUISVILLE**

| | SACKS | INT | FF | FR |
|--------|-------|-----|----|----|
| Today | 0.0 | 0 | 0 | 0 |
| Season | 1.0 | 0 | 1 | 2 |
| Career | 1.0 | 3 | 2 | 4 |

Game-high 13 total tackles ... 10th time in NFL career with 10+ tackles, 5th this season (had career-high 16 vs. N.Y.J. 9/16, 11 vs. Jax. 11/27, and 11 vs. Pit. 12/11) ... has 10+ tackles in 3 of last 5 games

With 13 total tackles today, now has personal season-high **122 total tackles in 2016**, his 2nd straight season with 100+ (had 117 in 2015) ... Along with 108 tackles as rookie in 2014, has topped 100-tackle milestone in all 3 seasons of NFL career ... first Bill with 3 straight 100-tackle seasons since LB Paul Posluszny in 2008-10



| 25 LeSEAN McCOY | | | | RB, 8 TH YEAR (2 ND WITH BILLS), PITTSBURGH |
|---|---|------------|-----------|---|
| RUSHING | ATT | YDS | TD | <p>Scored <u>TD on 19-yd. rush</u> in 3rd qtr. to trim Dolphins lead to 21-14 ... has scored 73 overall TDs in NFL -career, 60 via rush, 13 via rec. ... Is one of 2 active NFL players with 60+ rush TDs and 10+ rec. TDs, joining Frank Gore (74 rush, 16 rec., playing 4:05 today for Ind. at Oak.)</p> <p>Is one of 87 players in NFL history with 73+ TDs, but is <u>one of only 3 active players with 70+ career TDs along with 7,500 rushing yds. and 2,500 rec. yds.</u>, along with Frank Gore (91 TD, 12,931 rush yds., 3,401 rec. yds., playing 4:05 today for Ind. at Oak.) and Matt Forte (72 TD, 9,415 rush yds., 4,379 rec. yds., inactive today for N.Y.J. at N.E.)</p> <p>Has TDs in 3 straight games for first time since 3-game streak with Phi. in games 5-7, 2012 ... this marks 3rd time in career with TD streak of 3+ games (also in games 2-9, 2011, games 11-14, 2011, and games 5-7, 2012) ... TD streak is 3rd this season (also in games 3-4 and 10-11) ... TD streak is 12th of NFL career ... has scored TD in 8 of last 12 games played and in 9 of 14 games played this season</p> <p>First Bill with 3 separate TD streaks in one season since Fred Jackson in 2013 (games 4-5, 7-8, and 15-16) ... one of 3 Bills in 2016 with multiple TD streaks (also Mike Gillislee, in games 5-6 & 8-9) and Tyrod Taylor (games 7-9 & 11-12) McCoy's teams are 35-20 when scoring TD (11-3 with 2, 3-0 with 3)</p> <p><u>14 overall TDs in 2016</u> tie as 3rd most by Bill in single season (see list, left) ... 6th time a Bill has had 14+ in season, first since Travis Henry had 14 in 2002 ... this is 3rd season in McCoy's career with 10+ overall TDs (had 20 in 2011 and 11 in 2013)</p> <p><u>13 rushing TDs in 2016</u> ... 5th time a Bill has had 13+ in season, first since Willis McGahee had 13 in 2004 ... McCoy in 8th different player in team history to rush for 10+ TDs in season (see list, left)</p> <p><u>Team-high 128 rush yds.</u> ... <u>33rd career 100-yd. rushing game.</u> 10th with Bills and 7th this season (had 110 vs. Ari. 9/25, 150 at L.A. 10/9, 140 vs. S.F. 10/16, 103 vs. Jax. 11/27, 130 at Oak. 12/4, and season-high 153 vs. Cle. last week) ... 33 career 100-yd. games ranks 4th among active NFL players ... only players with more: Adrian Peterson (49), Frank Gore (41), and Chris Johnson (40)</p> <p>First Bill with seven 100-yd. rushing games in season since Willis McGahee had 7 in 2004 ... 7 in 2016 ties as 5th most by Bill in single season (also: O.J. Simpson-1976, Thurman Thomas-1993, and McGahee-2004) ... only Bills with more are Simpson (11 in 1973 and 8 in 1975) and Thomas (9 in 1992 and 8 in 1991)</p> <p><u>9th Bill with 10+ 100-yd. rushing games in career</u> ... tied for 7th on club all-time list with Cookie Gilchrist and C.J. Spiller (10 each)</p> <p>McCoy's teams are 28-5 when he has 100-yd. rushing game</p> <p>Along with 153 rush yds. vs. Cle. last week, has 7th career streak of 100-yd. rushing games, 3rd this season (also in games 5-6 and 11-12) ... <u>first time in Bills history that a player has 3 separate streaks with 100-yd. rushing games</u> in one season</p> <p>Raised career rushing yd. total to 8,944 ... figure remains 37th on league's all-time chart ... 168 behind #36 Marshawn Lynch (9,112)</p> <p>2,152 rushing yds. with Bills remain 16th on club all-time list ... 19 behind #15 Curtis Brown (2,171) ... 268 behind #14 Greg Bell (2,420)</p> <p>Has averaged 4.98 yds. per rush att. during career with Bills, the highest figure in team history (min. 200 att.), ahead of C.J. Spiller (4.97) (see list, left)</p> <p>Has gained 1,257 rush yds. in 2016 ... 5th time in career, and 3rd time in last 5 seasons, with 1,000 rush yds. in season ... 39th player in NFL history with 5+ seasons of 1,000+ rush yds. ... 42nd player to have 1,000 rushing yd. seasons with multiple teams ... <u>7th player to record a 1,000-yd. season with a club after posting at least 4 with a previous team</u>, following Corey Dillon (6 with Cin., 1 with N.E.), Ottis Anderson (5 with St.L. Cardinals, 1 with N.Y.G.), Edgerrin James (5 with Ind., 2 with Ari.), Jamal Lewis (5 with Bal., 2 with Cle.), Eric Dickerson (4 with L.A. Rams, 2 with Ind.), and Marshall Faulk (4 with Ind., 3 with St.L.)</p> <p>13th Bill (29th occasion) with a 1,000-rushing yd. season and first since C.J. Spiller (1,244) in 2012 ... most rush yds. by Bill in season since Travis Henry had 1,356 in 2003 ... now ranks 10th in single season in club history (see list, left)</p> <p>6th player to have 1,000 rush yd. season with Bills and another team, but is first to post one with Buffalo as second team (others: Greg Bell, 1 with Bills & 2 w/L.A. Rams; Antowain Smith, 1 each with Bills & N.E.; Travis Henry, 2 with Bills & 1 with Ten.; Willis McGahee, 2 with Bills & 1 each with Bal. & Den.; Marshawn Lynch, 2 with Bills & 4 with Sea.)</p> <p>Season rushing avg. of 5.49 ranks 5th on team chart (see list, left)</p> <p><u>5 rec.</u> ... has rec. in 15 of last 16 games and 27 of last 29 games (was held without rec. 10/23 at Mia.) ... has rec. in 107 of 116 career games</p> <p>Needs one rec. to record 4th career season with 50+ (previous 3 all with Phi.: 78 in 2010, 54 in 2012, and 52 in 2013)</p> <p>145 scrimmage yds. today (128 rush + 17 rec.) ... 65th career game with 100+ scrimmage yds. ... has 100+ scrimmage yds. in 10 of last 12 games ... has 100+ scrimmage yds. in 17 of last 22 games played</p> <p>Has topped 100 scrimmage yds. in 10 games this season, most in one year since recording 11 with Phi. in 2013 ... most games with 100+ scrimmage yds. in season by Bill since C.J. Spiller had 11 in 2012</p> <p>Has gained 100+ scrimmage yds. in 5 straight games (134 vs. Jax. 11/27, 191 at Oak. 12/4, 108 vs. Pit. 12/11, and 169 vs. Cle. last week) ... continues 12th streak of career ... longest streak since 7-game stretch in games 7-13, 2015</p> <p>Remains 4th among active NFL players with 65 career games with 100+ scrimmage yds., trailing only Adrian Peterson (70 at G.B.), Matt Forte (70 at N.E.), and Frank Gore (70) ... McCoy's teams are 37-28 when he gains 100+ yds. from scrimmage</p> <p>Has logged 1,607 scrimmage yds. this season ... 7th consecutive season with 1,000+ scrimmage yds. ... most scrimmage yds. since amassing career-best 2,146 with Phi. in 2013 ... most scrimmage yds. by Bill since C.J. Spiller had 1,703 in 2012</p> <p>Career scrimmage yardage total now stands at 11,868 (8,944 rush + 2,924 rec.) ... figure now ranks 63rd on NFL all-time list ... today moved past Rod Smith (11,737), Chris Johnson (11,749), Calvin Johnson (11,786), and Jason Witten (11,845, playing Mon. night for Dal. vs. Det.) ... within 150 or less of #62 Don Maynard (11,904), #61 Michael Irvin (11,910), and #60 Clinton Portis (11,941)</p> <p>Has totaled 2,794 scrimmage yds. with Bills ... now ranks 28th on club all-time scrimmage yardage list ... today moved past James Lofton (2,736) ... within 150 or less of #27 Glenn Bass (2,866), #26 Pete Metzelaars (2,921), and #25 Curtis Brown (2,943)</p> |
| Today | 24 | 128 | 1 | |
| Season | 229 | 1,257 | 13 | |
| Career | 1,893 | 8,944 | 60 | |
| With Bills | 420 | 2,125 | 15 | |
| RECEIVING | REC | YDS | TD | |
| Today | 5 | 17 | 0 | |
| Season | 49 | 350 | 1 | |
| Career | 381 | 2,924 | 13 | |
| With Bills | 81 | 642 | 3 | |
| BILLS RECORD BOOK | | | | |
| MOST TOUCHDOWNS, SEASON | | | | |
| 23 | O.J. Simpson 1975 (16 rush, 7 rec.) | | | |
| 15 | Cookie Gilchrist 1962 (13 rush, 2 rec.) | | | |
| 14 | Cookie Gilchrist 1963 (12 rush, 2 rec.) | | | |
| | Robb Riddick 1988 (12 rush, 1 rec., 1 ret.) | | | |
| | Travis Henry 2002 (13 rush, 1 rec.) | | | |
| | <u>LeSean McCoy 2016 (13 rush, 1 rec.)</u> | | | |
| 13 | Jim Braxton 1975 (9 rush, 4 rec.) | | | |
| | Thurman Thomas 1990 (11 rush, 2 rec.) | | | |
| | Willis McGahee 2004 (13 rush) | | | |
| 12 | O.J. Simpson 1973 (12 rush) | | | |
| | Joe Cribbs 1980 (11 rush, 1 rec.) | | | |
| | Thurman Thomas 1989 (6 rush, 6 rec.) | | | |
| | Thurman Thomas 1991 (7 rush, 5 rec.) | | | |
| | Thurman Thomas 1992 (9 rush, 3 rec.) | | | |
| BILLS RECORD BOOK | | | | |
| MOST RUSHING TOUCHDOWNS, SEASON | | | | |
| 16 | O.J. Simpson 1975 | | | |
| 13 | Cookie Gilchrist 1962 | | | |
| | Travis Henry 2002 | | | |
| | Willis McGahee 2004 | | | |
| | <u>LeSean McCoy 2016</u> | | | |
| 12 | Cookie Gilchrist 1962 | | | |
| | O.J. Simpson 1973 | | | |
| | Robb Riddick 1988 | | | |
| 11 | Joe Cribbs 1980 | | | |
| | Thurman Thomas 1990 | | | |
| 10 | Travis Henry 2003 | | | |
| BILLS RECORD BOOK | | | | |
| MOST RUSHING YARDS, SEASON | | | | |
| 2,003 | O.J. Simpson 1973 | | | |
| 1,817 | O.J. Simpson 1975 | | | |
| 1,503 | O.J. Simpson 1976 | | | |
| 1,487 | Thurman Thomas 1992 | | | |
| 1,438 | Travis Henry 2002 | | | |
| 1,407 | Thurman Thomas 1991 | | | |
| 1,356 | Travis Henry 2003 | | | |
| 1,315 | Thurman Thomas 1993 | | | |
| 1,297 | Thurman Thomas 1990 | | | |
| 1,257 | <u>LeSean McCoy 2016</u> | | | |
| BILLS RECORD BOOK | | | | |
| HIGHEST AVG. GAIN, RUSHING, CAREER (min. 200 att.) | | | | |
| 4.98 | <u>LeSean McCoy 2015-16 (432-2,152)</u> | | | |
| 4.97 | C.J. Spiller 2010-14 (668-3,321) | | | |
| 4.80 | O.J. Simpson 1969-77 (2,123-10,183) | | | |
| 4.52 | Cookie Gilchrist 1962-64 (676-3,056) | | | |
| 4.41 | Fred Jackson 2007-14 (1,279-5,646) | | | |
| BILLS RECORD BOOK | | | | |
| HIGHEST AVG. GAIN, RUSHING, SEASON (min. 100 att.) | | | | |
| 6.03 | O.J. Simpson 1973 (332-2,003) | | | |
| 6.01 | C.J. Spiller 2012 (207-1,244) | | | |
| 5.52 | O.J. Simpson 1975 (329-1,817) | | | |
| 5.494 | Fred Jackson 2011 (170-934) | | | |
| 5.489 | <u>LeSean McCoy 2016 (229-1,257)</u> | | | |
| 5.46 | Tyrod Taylor 2015 (104-568) | | | |
| 5.35 | Wayne Crow 1962 (110-589) | | | |
| 5.24 | C.J. Spiller 2011 (107-561) | | | |
| 5.18 | O.J. Simpson 1976 (290-1,503) | | | |
| 5.12 | Cookie Gilchrist 1962 (214-1,096) | | | |



| 14 SAMMY WATKINS | | | | WR, 3 RD YEAR, CLEMSON |
|--|--|------------|-----------|--|
| RECEIVING | NO | YDS | TD | |
| Today | 7 | 154 | 1 | Scored <u>touchdown</u> on 38-yd. rec. in 2 nd qtr. to reduce Dolphins lead to 14-7 ... now has 17 TD rec. in NFL career, 2 this season (scored on 8-yd. rec vs. Pit. 12/11) ... 19th player in Bills history to record 17+ rec. TDs in career, but is <u>2nd with 17 or more TDs on fewer than 150 receptions</u> (Marlin Briscoe, 18 TDs on 133 rec.) |
| Season | 24 | 399 | 2 | |
| Career | 149 | 2,428 | 17 | |
| BILLS RECORD BOOK | | | | |
| MOST TDs, QB-RECEIVER COMBO | | | | |
| 65 | Jim Kelly-Andre Reed | | | 4 th Bill with 17+ rec. TDs in first 3 pro seasons, joining Lee Evans (24 in 2004-06), Elbert Dubenion (18 in 1960-62), and Jerry Butler (18 in 1979-81) |
| 25 | Joe Ferguson-Jerry Butler | | | Bills are 5-9 when Watkins scores TD (1-2 with 2) |
| 23 | Joe Ferguson-Frank Lewis | | | Has caught more TD passes from Tyrod Taylor (10) than any other QB (Kyle Orton-4, EJ Manuel-3) ... |
| | Ryan Fitzpatrick-Steve Johnson | | | Taylor-Watkins combo is 21 st in franchise history to connect for 10+ TDs (see list, left) |
| 22 | Jim Kelly-Pete Metzelaars | | | <u>Game-high 154 rec. yds.</u> ... 4 th time in career with 150+ rec yds., tying Eric Moulds (4) for 2 nd most in team history, behind record-holder Andre Reed (6) ... <u>10th career 100+ rec. yd. game</u> , first since posting 136 vs. N.Y.J., 1/3/16 ... Has topped 100 yds. in 5 of his last 13 games played (158 at K.C. 11/29/15, 109 vs. Hou. 12/6/15, 111 at Was. 12/20/15, 136 vs. N.Y.J. 1/3/16, and 154 today) ... 7 th receiver in team history with 10+ career 100+ yd. receiving games (see list, left) and is now tied with Peerless Price (10) for 6 th most in club history |
| 20 | Joe Ferguson-Bob Chandler | | | 7 rec. are most since career-high 11 vs. N.Y.J., 1/3/16 ... 149 rec. in first 3 NFL seasons ... figure remains 5 th on Bills all-time (see list, left) |
| 19 | Jim Kelly-James Lofton | | | Has rec. in 35 of 36 career games ... only game held without rec. was '15 opener vs. Ind. ... has rec. in last 19 games played, tying as longest active streak on team (also Robert Woods) |
| | Jim Kelly-Thurman Thomas | | | 2,428 rec. yds. now 19 th on Bills all-time list ... today moved past Chris Burkett (2,288), Jay Riemersma (2,304), and Robert Woods (2,379) ... 109 behind #18 Don Beebe (2,537) |
| 17 | Jim Kelly-Don Beebe | | | 2,428 rec. yds. remains 3 rd among Bills for rec. yds. in first 3 NFL seasons (see list, left) |
| | Jim Kelly-Bill Brooks | | | 5 rec. today resulted in a first down ... 106 of 149 career rec. (71.1%) have moved the chains, as have last 55 of last 73 (75.3%) |
| 16 | Drew Bledsoe-Eric Moulds | | | Averaging 16.30 yds. per reception in career ... average ranks 10 th in club records among player with 100+ receptions (see list, left) |
| | J.P. Losman-Lee Evans | | | Has totaled 2,437 scrimmage yds. with Bills ... figure now ranks 35 th on club all-time list ... today moved past Chris Burkett (2,288), Jay Riemersma (2,304), Ronnie Harmon (2,420), and Robert Woods (2,430) ... 60 yds. behind #34 Robb Riddick (2,506) and 128 behind #33 Don Beebe (2,565) |
| 15 | Doug Flutie-Eric Moulds | | | |
| 14 | Joe Ferguson-Joe Cribbs | | | |
| 12 | Jack Kemp-Elbert Dubenion | | | |
| | Dennis Shaw-Marlin Briscoe | | | |
| | Joe Ferguson-Reuben Gant | | | |
| | Ryan Fitzpatrick-Scott Chandler | | | |
| 11 | Joe Ferguson-J.D. Hill | | | |
| 10 | Jim Kelly-Keith McKeller | | | |
| | <u>Tyrod Taylor-Sammy Watkins</u> | | | |
| BILLS RECORD BOOK | | | | |
| MOST GAMES, 100+ REC. YDS, CAREER | | | | |
| 36 | Andre Reed 1985-99 | | | |
| 26 | Eric Moulds 1996-2005 | | | |
| 16 | Elbert Dubenion 1960-68 | | | |
| 14 | Frank Lewis 1978-83 | | | |
| | Lee Evans 2004-10 | | | |
| 10 | Peerless Price 1999-2002, 2006-07 | | | |
| | <u>Sammy Watkins, 2014-16</u> | | | |
| 8 | Jerry Butler 1979-83, 1985-86 | | | |
| | Stevie Johnson 2008-13 | | | |
| BILLS RECORD BOOK | | | | |
| MOST REC., FIRST 3 PRO SEASONS | | | | |
| 178 | Lee Evans, 2004-06 (46/48/84) | | | |
| 160 | Jerry Butler, 1979-80 (48/57/55) | | | |
| 158 | Andre Reed, 1985-86 (48/53/57) | | | |
| 152 | Robert Woods, 2013-14 (40/65/47) | | | |
| | <u>149 Sammy Watkins, 2014-16 (65/60/24)</u> | | | |
| 138 | Peerless Price, 1999-2000 (31/52/55) | | | |
| 127 | Thurman Thomas, 1988-90 (18/60/49) | | | |
| BILLS RECORD BOOK | | | | |
| MOST REC. YDS., FIRST 3 PRO SEASONS | | | | |
| 2,878 | Lee Evans, 2004-06 | | | |
| 2,508 | Jerry Butler, 1979-80 | | | |
| <u>2,428</u> | <u>Sammy Watkins, 2014-16</u> | | | |
| 2,128 | Andre Reed, 1985-86 | | | |
| 2,111 | Haven Moses, 1968-70 | | | |
| BILLS RECORD BOOK | | | | |
| HIGHEST AVG. GAIN, REC., CAREER (min. 100 rec.) | | | | |
| 18.12 | James Lofton 1989-92 (151-2,736) | | | |
| 18.09 | Haven Moses 1968-72 (146-2,641) | | | |
| 17.94 | Elbert Dubenion 1960-68 (296-5,309) | | | |
| 17.28 | Glenn Bass 1961-66 (162-2,799) | | | |
| 17.24 | Frank Lewis 1978-83 (269-4,638) | | | |
| 16.70 | Chris Burkett 1985-89 (137-2,288) | | | |
| 16.66 | Paul Costa 1965-72 (102-1,699) | | | |
| 16.44 | J.D. Hill 1971-75 (160-2,631) | | | |
| 16.32 | Marlin Briscoe 1969-71 (133-2,171) | | | |
| 16.30 | <u>Sammy Watkins 2014-16 (149-2,428)</u> | | | |

| 88 MARQUISE GOODWIN | | | | WR, 4 TH YEAR, TEXAS |
|---------------------|-----------|------------|-----------|---|
| RECEIVING | NO | YDS | TD | |
| Today | 1 | 16 | 0 | 1 rec. today ... has rec. in 12 of last 13 games (was held without rec. vs. Pit. 12/11) |
| Season | 28 | 423 | 3 | 28 rec. and 423 rec. yds. in 2016 are both new personal season highs (had 17 for 283 as rookie in 2013) |
| Career | 48 | 772 | 6 | Today's rec. resulted in first down ... last 11 rec. have moved the chains ... 37 of 48 career rec. (77.1%) have produced first downs |



| 10 ROBERT WOODS | | | | WR, 4 TH YEAR, USC | |
|---------------------------------------|---|------------|--|-------------------------------|---|
| RECEIVING | NO | YDS | TD | | 3 rec. ... has rec. in 55 of 56 career games ... only game held without rec. was 11/8/15 vs. Mia. |
| Today | 3 | 43 | 0 | | 19-game rec. streak is tied as longest current streak on Bills with Sammy Watkins |
| Season | 47 | 570 | 1 | | Needs 3 rec. to post 2 nd career season with 50+ (had 65 in 2014) |
| Career | 199 | 2,408 | 12 | | 199 rec. in first 4 pro seasons rank 4 th on club all-time chart (see list, left) ... with next rec., will become 4 th Bill with 200+ rec. in first 4 pro seasons |
| BILLS RECORD BOOK | | | | | |
| MOST REC., FIRST 4 PRO SEASONS | | | | | |
| 233 | Lee Evans, 2004-07 (46/48/84/55) | | 199 rec. ranks 15 th on Bills all-time list ... 5 rec. behind #14 Jay Riemersma (204) and 70 behind #13 Frank Lewis (269) | | |
| 232 | Peerless Price, 1999-2002 (31/52/55/94) | | 2,408 rec yds. remains 19 th on Bills all-time list ... 129 behind #18 Don Beebe (2,537) | | |
| 229 | Andre Reed, 1985-88 (48/53/57/71) | | 1 rec. today resulted in a first down ... 116 of 199 career NFL rec. (58.3%) have moved the chains, as have 75 of his last 123 (61.0%) ... 28 of 47 rec. this season (59.6%) have resulted in first downs, including 12 of his last 18 (66.7%) | | |
| 199 | Robert Woods, 2013-16 (40/65/47/47) | | | | |
| 189 | Thurman Thomas, 1988-92 (18/60/49/62) | | | | |
| 186 | Jerry Butler, 1979-82 (48/57/55/26) | | | | |
| 181 | Eric Moulds, 1996-99 (20/29/67/65) | | | | |
| 170 | Stevie Johnson, 2008-12 (10/2/82/76) | | | | |
| 162 | Joe Cribbs, 1980-83 (52/40/13/57) | | | | |
| 159 | Elbert Dubenion, 1960-63 (42/31/33/53) | | | | |




| 42 JEROME FELTON | | | | FB, 9 TH YEAR (2 ND WITH BILLS), FURMAN | |
|------------------|------------|------------|-----------|---|---|
| RUSHING | ATT | YDS | TD | | 1-yd. rush converted 3 rd down on opening drive of overtime ... has rush att. in 4 of last 7 games |
| Today | 1 | 1 | 0 | | 7 rush att. in season are most since recording career-high 22 with Det. in 2010 |
| Season | 7 | 13 | 0 | | 2 rec. ... first multi-rec. game since recording 2 rec. vs. N.E., 10/30/16 ... has rec. in 4 of last 7 games and in back-to-back games for first time since 3-game streak with Min. in games 10-12, 2013 ... rec. streak is 6 th of NFL career |
| Career | 53 | 176 | 0 | | 6 rec. in season are most since catching 6 with Min. in 2013 |
| With Bills | 8 | 15 | 0 | | 57 rec yds. in season are most since recording career-high 133 with Det. in 2009 |
| RECEIVING | NO | YDS | TD | | |
| Today | 2 | 14 | 0 | | |
| Season | 6 | 57 | 0 | | |
| Career | 50 | 421 | 0 | | |
| With Bills | 7 | 69 | 0 | | |






| 15 BRANDON TATE | | | | | WR, 8 TH YEAR (1 ST WITH BILLS), NORTH CAROLINA | |
|---|------------------------------------|------------|---|-----------|---|---|
| PUNT RET. | NO | YDS | AVG | TD | | Returned 1 punt for 23 yds. ... has PR in 73 of last 94 NFL games ... has PR in 13 of last 14 games |
| Today | 1 | 23 | 23.0 | 0 | | Has 178 PR in NFL career ... Needs 22 to become 41 st player in league history with 200+ |
| Season | 24 | 277 | 11.5 | 0 | | Has 1,692 PR yds. in NFL career ... Needs 308 to become 38 th player in league history with 2,000+ |
| Career | 178 | 1,692 | 9.5 | 1 | | 277 PR yds. this season ... needs 41 PR yds. to enter Bills top 10 for single-season (318 by Keith Moody in 1979) |
| KICKOFF RET. | NO | YDS | AVG | TD | | Has averaged 11.54 yds. per PR this season ... average ranks 4 th on Bills career chart (min. 20 ret.; see list, left) |
| Today | 2 | 35 | 17.5 | 0 | | 23-yd. PR, along with 29-yd. return vs. Cle. last week, gives him 20+ yd. PR in back-to-back games for 2 nd time this season (also had 20-yd. return at Cin. 11/20 and 44-yd. gain vs. Jax. 11/27) ... streak is 4 th in NFL career |
| Season | 27 | 595 | 22.0 | 0 | | Returned 2 kickoffs for 35 yds. ... Has KOR in 87 of 112 career NFL games |
| Career | 217 | 5,275 | 24.3 | 2 | | Has 217 KOR in NFL career ... now tied for 31 st on NFL all-time KOR chart ... today broke tie with Herschel Walker (215) and matched Charlie Rogers (217) ... within 5 or less of #30 Rod Woodson (220) |
| BILLS RECORD BOOK | | | | | | |
| HIGHEST PUNT RETURN AVG., CAREER (min. 20 returns) | | | | | | |
| 12.08 | C.J. Spiller 2010-14 (25-302) | | Ranks 3 rd among active players on KOR list, trailing Darren Sproles (331, none Thu. for Phi. vs. N.Y.G.) and Ted Ginn Jr. (300, none today for Car. vs. Atl.) | | | |
| 12.01 | Roscoe Parrish 2005-11 (135-1,622) | | Has 5,275 KOR yds. in NFL career ... remains 29 th on league all-time list ... 126 yds. behind #28 Chad Morton (5,401) | | | |
| 12.00 | Clifford Hicks 1990-92 (41-492) | | Ranks 3 rd among active players on KOR yardage list, trailing Darren Sproles (8,350, none Thu. for Phi. vs. N.Y.G.) and Ted Ginn Jr. (6,842, none today for Car. vs. Atl.) | | | |
| 11.54 | Brandon Tate 2016 (24-277) | | | | | |
| 10.47 | Steve Tasker 1985-97 (32-335) | | | | | |
| 10.46 | Chris Hale 1989-92 (24-251) | | | | | |
| 10.454 | Keith Moody 1976-79 (88-920) | | | | | |
| 10.450 | Jeff Burris 1994-97 (100-1,045) | | | | | |
| 10.31 | Leodis McKelvin 2008-15 (99-1,021) | | | | | |
| 10.00 | Kevin Williams 1998-99 (70-700) | | | | | |

| 53 ZACH BROWN | | | | | LB, 5 TH YEAR (1 ST WITH BILLS), NORTH CAROLINA | |
|---------------|--------------|------------|-----------|-----------|---|---|
| | SACKS | INT | FF | FR | | 8 total tackles today raised season total to team-high and career-high 138, most by a Bill in a single season since Kiko Alonso had 159 in 2013 |
| Today | 0.0 | 0 | 0 | 0 | | |
| Season | 4.0 | 1 | 2 | 0 | | |
| Career | 14.0 | 7 | 4 | 3 | | |

| 22 REGGIE BUSH | | | | RB, 11 TH YEAR (1 ST WITH BILLS), SOUTHERN CALIFORNIA | |
|----------------|------------|------------|-----------|---|--|
| RUSHING | ATT | YDS | TD | | Lost 8 yds. on sole rushing att. today ... has rushing att. in 7 of last 10 games played ... has recorded rush att. in 128 of 133 career games |
| Today | 1 | -8 | 0 | | Career rushing yardage total now 5,490 ... figure remains 104 th on league's all-time chart ... needs 95 yds. to tie #102 Joe Morris (5,585) |
| Season | 12 | -3 | 1 | | Career scrimmage yardage total now stands at 9,088 (5,490 rush + 3,598 rec.) ... figure now ranks 127 th on NFL all-time list ... within 100 or less of #126 Roy Green (9,105), #125 Chuck Foreman (9,106), #124 Johnnie Morton (9,123), #123 Michael Pittman (9,139), #122 DeSean Jackson (9,165, incl. 114 today for Was. at Chi.), and #121 Herman Moore (9,174) |
| Career | 1,284 | 5,490 | 36 | | |



| 30 COREY WHITE | | | | | CB, 5 TH YEAR (1 ST WITH BILLS), SAMFORD |
|----------------|--------------|------------|-----------|-----------|---|
| | SACKS | INT | FF | FR | |
| Today | 0.0 | 1 | 0 | 0 |  <u>Interception</u> in 2 nd qtr. was 6 th of NFL career, 2 nd of season (had one 9/25 vs. Ari.) ... 2 INTs in season ties personal season-high (had 2 with N.O. in 2014) |
| Season | 0.0 | 2 | 0 | 0 |  Bills had possession until clock ran out at halftime ... 2 of his 6 INTs have been converted into points (2 TD) and one other enabled team to run out clock |
| Career | 1.0 | 6 | 1 | 2 |  White's teams are 5-1 when he records INT |

| 2 DAN CARPENTER | | | | | K, 9 TH YEAR (4 TH WITH BILLS), MONTANA |
|---------------------------------------|--|---------------|------------|--|--|
| SCORING | XP-ATT | FG-ATT | PTS | |  <u>7 pts. today</u> ... raised career point total to 995 ... remains 58 th on NFL all-time scoring chart ... could be surpassed by Matt Prater (987, playing Mon. night for Det. at Dal.) ... 13 pts. behind #57 Jeff Jaeger (1,008) ... needs 5 pts. to become 58 th player in NFL history with 1,000 |
| Today | 4-4 | 1-3 | 7 | |  Has scored in all 3 games played with Bills, the 2 nd longest streak in team history, behind only a 92-game streak by Scott Norwood in 1986-91 (see list, left) |
| Season | 39-44 | 18-24 | 93 | |  Personal point streak extended to 97 games (scored in last 34 games with Mia., 2010-12) |
| Career | 290-303 | 235-279 | 995 | |  460 pts. in Bills career remains 6 th on club all-time list (see list, left) ... 62 behind co-#4s Thurman Thomas and Andre Reed (522 each) |
| With Bills | 136-148 | 108-125 | 460 | |  Needs 7 pts. to reach 100-pt. milestone for season ... would be 8 th career season with 100+ pts. (only non-100 pt. season was in 2012 with Miami – 92) ... 100-pt. season would be 27 th in Bills history and his 4 th with club ... looking to become first Bill with 4 straight 100-pt. seasons since Steve Christie had 5-season streak between 1992 & 1996 |
| BILLS RECORD BOOK | | | | | |
| MOST CONSECUTIVE GAMES SCORING | | | | | |
| 92 | Scott Norwood, 9/7/86 vs. N.Y.J.-12/22/91 vs. Det. | | | | |
| 63 | Dan Carpenter, 9/8/13 vs. N.E.- 12/24/16 vs. Mia. | | | | |
| 60 | Steve Christie, 11/21/93 vs. Ind.-10/5/97 vs. Det. | | | | |
| 56 | Rian Lindell, 9/14/09 at N.E.- 12/30/12 vs. N.Y.J. | | | | |
| 54 | Steve Christie, 10/20/97 at Ind.-11/26/00 at T.B. | | | | |
| BILLS RECORD BOOK | | | | | |
| MOST POINTS, CAREER | | | | | |
| 1,011 | Steve Christie K 1992-2000 | | | | |
| 980 | Rian Lindell K 2003-12 | | | | |
| 670 | Scott Norwood K 1985-91 | | | | |
| 522 | Thurman Thomas RB 1988-99 | | | | |
| | Andre Reed WR 1985-99 | | | | |
| 460 | Dan Carpenter K 2013-16 | | | | |
| 420 | O.J. Simpson RB 1969-77 | | | | |
| 369 | John Leypoldt K 1971-76 | | | | |
| 298 | Eric Moulds WR 1996-2005 | | | | |
| 260 | Lee Evans WR 2004-10 | | | | |
| BILLS RECORD BOOK | | | | | |
| MOST FIELD GOALS, CAREER | | | | | |
| 234 | Steve Christie, 1992-2000 | | | | |
| 225 | Rian Lindell, 2003-12 | | | | |
| 133 | Scott Norwood, 1985-91 | | | | |
| 108 | Dan Carpenter, 2013-16 | | | | |
| 74 | John Leypoldt, 1971-76 | | | | |
| BILLS RECORD BOOK | | | | | |
| MOST PAT KICKS, CAREER | | | | | |
| 136 | Dan Carpenter, 2013-16 | | | | |
| 11 | John Leypoldt, 1971-76 | | | | |
| BILLS RECORD BOOK | | | | | |
| MOST PAT KICKS TODAY | | | | | |
| 4-4 | Dan Carpenter, 12/24/16 vs. Mia. | | | | |
| BILLS RECORD BOOK | | | | | |
| MOST PAT KICKS IN A GAME | | | | | |
| 4 | Dan Carpenter, 12/24/16 vs. Mia. | | | | |
| BILLS RECORD BOOK | | | | | |
| MOST PAT KICKS IN A HALF | | | | | |
| 4 | Dan Carpenter, 12/24/16 vs. Mia. | | | | |
| BILLS RECORD BOOK | | | | | |
| MOST PAT KICKS IN A QUARTER | | | | | |
| 4 | Dan Carpenter, 12/24/16 vs. Mia. | | | | |
| BILLS RECORD BOOK | | | | | |
| MOST PAT KICKS IN A DRIVE | | | | | |
| 4 | Dan Carpenter, 12/24/16 vs. Mia. | | | | |
| BILLS RECORD BOOK | | | | | |
| MOST PAT KICKS IN A PLAY | | | | | |
| 4 | Dan Carpenter, 12/24/16 vs. Mia. | | | | |
| BILLS RECORD BOOK | | | | | |
| MOST PAT KICKS IN A SERIES | | | | | |
| 4 | Dan Carpenter, 12/24/16 vs. Mia. | | | | |
| BILLS RECORD BOOK | | | | | |
| MOST PAT KICKS IN A HALF | | | | | |
| 4 | Dan Carpenter, 12/24/16 vs. Mia. | | | | |
| BILLS RECORD BOOK | | | | | |
| MOST PAT KICKS IN A QUARTER | | | | | |
| 4 | Dan Carpenter, 12/24/16 vs. Mia. | | | | |
| BILLS RECORD BOOK | | | | | |
| MOST PAT KICKS IN A DRIVE | | | | | |
| 4 | Dan Carpenter, 12/24/16 vs. Mia. | | | | |
| BILLS RECORD BOOK | | | | | |
| MOST PAT KICKS IN A PLAY | | | | | |
| 4 | Dan Carpenter, 12/24/16 vs. Mia. | | | | |
| BILLS RECORD BOOK | | | | | |
| MOST PAT KICKS IN A SERIES | | | | | |
| 4 | Dan Carpenter, 12/24/16 vs. Mia. | | | | |
| BILLS RECORD BOOK | | | | | |
| MOST PAT KICKS IN A HALF | | | | | |
| 4 | Dan Carpenter, 12/24/16 vs. Mia. | | | | |
| BILLS RECORD BOOK | | | | | |
| MOST PAT KICKS IN A QUARTER | | | | | |
| 4 | Dan Carpenter, 12/24/16 vs. Mia. | | | | |
| BILLS RECORD BOOK | | | | | |
| MOST PAT KICKS IN A DRIVE | | | | | |
| 4 | Dan Carpenter, 12/24/16 vs. Mia. | | | | |
| BILLS RECORD BOOK | | | | | |
| MOST PAT KICKS IN A PLAY | | | | | |
| 4 | Dan Carpenter, 12/24/16 vs. Mia. | | | | |
| BILLS RECORD BOOK | | | | | |
| MOST PAT KICKS IN A SERIES | | | | | |
| 4 | Dan Carpenter, 12/24/16 vs. Mia. | | | | |
| BILLS RECORD BOOK | | | | | |
| MOST PAT KICKS IN A HALF | | | | | |
| 4 | Dan Carpenter, 12/24/16 vs. Mia. | | | | |
| BILLS RECORD BOOK | | | | | |
| MOST PAT KICKS IN A QUARTER | | | | | |
| 4 | Dan Carpenter, 12/24/16 vs. Mia. | | | | |
| BILLS RECORD BOOK | | | | | |
| MOST PAT KICKS IN A DRIVE | | | | | |
| 4 | Dan Carpenter, 12/24/16 vs. Mia. | | | | |
| BILLS RECORD BOOK | | | | | |
| MOST PAT KICKS IN A PLAY | | | | | |
| 4 | Dan Carpenter, 12/24/16 vs. Mia. | | | | |
| BILLS RECORD BOOK | | | | | |
| MOST PAT KICKS IN A SERIES | | | | | |
| 4 | Dan Carpenter, 12/24/16 vs. Mia. | | | | |
| BILLS RECORD BOOK | | | | | |
| MOST PAT KICKS IN A HALF | | | | | |
| 4 | Dan Carpenter, 12/24/16 vs. Mia. | | | | |
| BILLS RECORD BOOK | | | | | |
| MOST PAT KICKS IN A QUARTER | | | | | |
| 4 | Dan Carpenter, 12/24/16 vs. Mia. | | | | |
| BILLS RECORD BOOK | | | | | |
| MOST PAT KICKS IN A DRIVE | | | | | |
| 4 | Dan Carpenter, 12/24/16 vs. Mia. | | | | |
| BILLS RECORD BOOK | | | | | |
| MOST PAT KICKS IN A PLAY | | | | | |
| 4 | Dan Carpenter, 12/24/16 vs. Mia. | | | | |
| BILLS RECORD BOOK | | | | | |
| MOST PAT KICKS IN A SERIES | | | | | |
| 4 | Dan Carpenter, 12/24/16 vs. Mia. | | | | |
| BILLS RECORD BOOK | | | | | |
| MOST PAT KICKS IN A HALF | | | | | |
| 4 | Dan Carpenter, 12/24/16 vs. Mia. | | | | |
| BILLS RECORD BOOK | | | | | |
| MOST PAT KICKS IN A QUARTER | | | | | |
| 4 | Dan Carpenter, 12/24/16 vs. Mia. | | | | |
| BILLS RECORD BOOK | | | | | |
| MOST PAT KICKS IN A DRIVE | | | | | |
| 4 | Dan Carpenter, 12/24/16 vs. Mia. | | | | |
| BILLS RECORD BOOK | | | | | |
| MOST PAT KICKS IN A PLAY | | | | | |
| 4 | Dan Carpenter, 12/24/16 vs. Mia. | | | | |
| BILLS RECORD BOOK | | | | | |
| MOST PAT KICKS IN A SERIES | | | | | |
| 4 | Dan Carpenter, 12/24/16 vs. Mia. | | | | |
| BILLS RECORD BOOK | | | | | |
| MOST PAT KICKS IN A HALF | | | | | |
| 4 | Dan Carpenter, 12/24/16 vs. Mia. | | | | |
| BILLS RECORD BOOK | | | | | |
| MOST PAT KICKS IN A QUARTER | | | | | |
| 4 | Dan Carpenter, 12/24/16 vs. Mia. | | | | |
| BILLS RECORD BOOK | | | | | |
| MOST PAT KICKS IN A DRIVE | | | | | |
| 4 | Dan Carpenter, 12/24/16 vs. Mia. | | | | |
| BILLS RECORD BOOK | | | | | |
| MOST PAT KICKS IN A PLAY | | | | | |
| 4 | Dan Carpenter, 12/24/16 vs. Mia. | | | | |
| BILLS RECORD BOOK | | | | | |
| MOST PAT KICKS IN A SERIES | | | | | |
| 4 | Dan Carpenter, 12/24/16 vs. Mia. | | | | |
| BILLS RECORD BOOK | | | | | |
| MOST PAT KICKS IN A HALF | | | | | |
| 4 | Dan Carpenter, 12/24/16 vs. Mia. | | | | |
| BILLS RECORD BOOK | | | | | |
| MOST PAT KICKS IN A QUARTER | | | | | |
| 4 | Dan Carpenter, 12/24/16 vs. Mia. | | | | |
| BILLS RECORD BOOK | | | | | |
| MOST PAT KICKS IN A DRIVE | | | | | |
| 4 | Dan Carpenter, 12/24/16 vs. Mia. | | | | |
| BILLS RECORD BOOK | | | | | |
| MOST PAT KICKS IN A PLAY | | | | | |
| 4 | Dan Carpenter, 12/24/16 vs. Mia. | | | | |
| BILLS RECORD BOOK | | | | | |
| MOST PAT KICKS IN A SERIES | | | | | |
| 4 | Dan Carpenter, 12/24/16 vs. Mia. | | | | |
| BILLS RECORD BOOK | | | | | |
| MOST PAT KICKS IN A HALF | | | | | |
| 4 | Dan Carpenter, 12/24/16 vs. Mia. | | | | |
| BILLS RECORD BOOK | | | | | |
| MOST PAT KICKS IN A QUARTER | | | | | |
| 4 | Dan Carpenter, 12/24/16 vs. Mia. | | | | |
| BILLS RECORD BOOK | | | | | |
| MOST PAT KICKS IN A DRIVE | | | | | |
| 4 | Dan Carpenter, 12/24/16 vs. Mia. | | | | |
| BILLS RECORD BOOK | | | | | |
| MOST PAT KICKS IN A PLAY | | | | | |
| 4 | Dan Carpenter, 12/24/16 vs. Mia. | | | | |
| BILLS RECORD BOOK | | | | | |
| MOST PAT KICKS IN A SERIES | | | | | |
| 4 | Dan Carpenter, 12/24/16 vs. Mia. | | | | |
| BILLS RECORD BOOK | | | | | |
| MOST PAT KICKS IN A HALF | | | | | |
| 4 | Dan Carpenter, 12/24/16 vs. Mia. | | | | |
| BILLS RECORD BOOK | | | | | |
| MOST PAT KICKS IN A QUARTER | | | | | |
| 4 | Dan Carpenter, 12/24/16 vs. Mia. | | | | |
| BILLS RECORD BOOK | | | | | |
| MOST PAT KICKS IN A DRIVE | | | | | |
| 4 | Dan Carpenter, 12/24/16 vs. Mia. | | | | |
| BILLS RECORD BOOK | | | | | |
| MOST PAT KICKS IN A PLAY | | | | | |
| 4 | Dan Carpenter, 12/24/16 vs. Mia. | | | | |
| BILLS RECORD BOOK | | | | | |
| MOST PAT KICKS IN A SERIES | | | | | |
| 4 | Dan Carpenter, 12/24/16 vs. Mia. | | | | |
| BILLS RECORD BOOK | | | | | |
| MOST PAT KICKS IN A HALF | | | | | |
| 4 | Dan Carpenter, 12/24/16 vs. Mia. | | | | |
| BILLS RECORD BOOK | | | | | |
| MOST PAT KICKS IN A QUARTER | | | | | |
| 4 | Dan Carpenter, 12/24/16 vs. Mia. | | | | |
| BILLS RECORD BOOK | | | | | |
| MOST PAT KICKS IN A DRIVE | | | | | |
| 4 | Dan Carpenter, 12/24/16 vs. Mia. | | | | |
| BILLS RECORD BOOK | | | | | |
| MOST PAT KICKS IN A PLAY | | | | | |
| 4 | Dan Carpenter, 12/24/16 vs. Mia. | | | | |
| BILLS RECORD BOOK | | | | | |
| MOST PAT KICKS IN A SERIES | | | | | |
| 4 | Dan Carpenter, 12/24/16 vs. Mia. | | | | |
| BILLS RECORD BOOK | | | | | |
| MOST PAT KICKS IN A HALF | | | | | |
| 4 | Dan Carpenter, 12/24/16 vs. Mia. | | | | |
| BILLS RECORD BOOK | | | | | |
| MOST PAT KICKS IN A QUARTER | | | | | |
| 4 | Dan Carpenter, 12/24/16 vs. Mia. | | | | |
| BILLS RECORD BOOK | | | | | |
| MOST PAT KICKS IN A DRIVE | | | | | |
| 4 | Dan Carpenter, 12/24/16 vs. Mia. | | | | |
| BILLS RECORD BOOK | | | | | |
| MOST PAT KICKS IN A PLAY | | | | | |
| 4 | Dan Carpenter, 12/24/16 vs. Mia. | | | | |
| BILLS RECORD BOOK | | | | | |
| MOST PAT KICKS IN A SERIES | | | | | |
| 4 | Dan Carpenter, 12/24/16 vs. Mia. | | | | |
| BILLS RECORD BOOK | | | | | |
| MOST PAT KICKS IN A HALF | | | | | |
| 4 | Dan Carpenter, 12/24/16 vs. Mia. | | | | |
| BILLS RECORD BOOK | | | | | |
| MOST PAT KICKS IN A QUARTER | | | | | |
| 4 | Dan Carpenter, 12/24/16 vs. Mia. | | | | |
| BILLS RECORD BOOK | | | | | |
| MOST PAT KICKS IN A DRIVE | | | | | |
| 4 | Dan Carpenter, 12/24/16 vs. Mia. | | | | |
| BILLS RECORD BOOK | | | | | |
| MOST PAT KICKS IN A PLAY | | | | | |
| 4 | Dan Carpenter, 12/24/16 vs. Mia. | | | | |
| BILLS RECORD BOOK | | | | | |
| MOST PAT KICKS IN A SERIES | | | | | |
| 4 | Dan Carpenter, 12/24/16 vs. Mia. | | | | |
| BILLS RECORD BOOK | | | | | |
| MOST PAT KICKS IN A HALF | | | | | |
| 4 | Dan Carpenter, 12/24/16 vs. Mia. | | | | |
| BILLS RECORD BOOK | | | | | |
| MOST PAT KICKS IN A QUARTER | | | | | |
| 4 | Dan Carpenter, 12/24/16 vs. Mia. | | | | |
| BILLS RECORD BOOK | | | | | |
| MOST PAT KICKS IN A DRIVE | | | | | |
| 4 | Dan Carpenter, 12/24/16 vs. Mia. | | | | |
| BILLS RECORD BOOK | | | | | |
| MOST PAT KICKS IN A PLAY | | | | | |
| 4 | Dan Carpenter, 12/24/16 vs. Mia. | | | | |
| BILLS RECORD BOOK | | | | | |
| MOST PAT KICKS IN A SERIES | | | | | |
| 4 | Dan Carpenter, 12/24/16 vs. Mia. | | | | |
| BILLS RECORD BOOK | | | | | |
| MOST PAT KICKS IN A HALF | | | | | |
| 4 | Dan Carpenter, 12/24/16 vs. Mia. | | | | |
| BILLS RECORD BOOK | | | | | |
| MOST PAT KICKS IN A QUARTER | | | | | |
| 4 | Dan Carpenter, 12/24/16 vs. Mia. | | | | |
| BILLS RECORD BOOK | | | | | |
| MOST PAT KICKS IN A DRIVE | | | | | |
| 4 | Dan Carpenter, 12/24/16 vs. Mia. | | | | |
| BILLS RECORD BOOK | | | | | |
| MOST PAT KICKS IN A PLAY | | | | | |
| 4 | Dan Carpenter, 12/24/16 vs. Mia. | | | | |
| BILLS RECORD BOOK | | | | | |
| MOST PAT KICKS IN A SERIES | | | | | |
| 4 | Dan Carpenter, 12/24/16 vs. Mia. | | | | |
| BILLS RECORD BOOK | | | | | |
| MOST PAT KICKS IN A HALF | | | | | |
| 4 | Dan Carpenter, 12/24/16 vs. Mia. | | | | |
| BILLS RECORD BOOK | | | | | |
| MOST PAT KICKS IN A QUARTER | | | | | |
| 4 | Dan Carpenter, 12/24/16 vs. Mia. | | | | |
| BILLS RECORD BOOK | | | | | |
| MOST PAT KICKS IN A DRIVE | | | | | |
| 4 | Dan Carpenter, 12/24/16 vs. Mia. | | | | |
| BILLS RECORD BOOK | | | | | |
| MOST PAT KICKS IN A PLAY | | | | | |
| 4 | Dan Carpenter, 12/24/16 vs. Mia. | | | | |
| BILLS RECORD BOOK | | | | | |
| MOST PAT KICKS IN A SERIES | | | | | |
| 4 | Dan Carpenter, 12/24/16 vs. Mia. | | | | |
| BILLS RECORD BOOK | | | | | |
| MOST PAT KICKS IN A HALF | | | | | |
| 4 | Dan Carpenter, 12/24/16 vs. Mia. | | | | |
| BILLS RECORD BOOK | | | | | |
| MOST PAT KICKS IN A QUARTER | | | | | |
| 4 | Dan Carpenter, 12/24/16 vs. Mia. | | | | |
| BILLS RECORD BOOK | | | | | |
| MOST PAT KICKS IN A DRIVE | | | | | |
| 4 | Dan Carpenter, 12/24/16 vs. Mia. | | | | |
| BILLS RECORD BOOK | | | | | |
| MOST PAT KICKS IN A PLAY | | | | | |
| 4 | Dan Carpenter, 12/24/16 vs. Mia. | | | | |
| BILLS RECORD BOOK | | | | | |
| MOST PAT KICKS IN A SERIES | | | | | |
| 4 | Dan Carpenter, 12/24/16 vs. Mia. | | | | |
| BILLS RECORD BOOK | | | | | |
| MOST PAT KICKS IN A HALF | | | | | |
| 4 | Dan Carpenter, 12/24/16 vs. Mia. | | | | |
| BILLS RECORD BOOK | | | | | |
| MOST PAT KICKS IN A QUARTER | | | | | |
| 4 | Dan Carpenter, 12/24/16 vs. Mia. | | | | |
| BILLS RECORD BOOK | | | | | |
| MOST PAT KICKS IN A DRIVE | | | | | |
| 4 | Dan Carpenter, 12/24/16 vs. Mia. | | | | |
| BILLS RECORD BOOK | | | | | |
| MOST PAT KICKS IN A PLAY | | | | | |
| 4 | Dan Carpenter, 12/24/16 vs. Mia. | | | | |
| BILLS RECORD BOOK | | | | | |
| MOST PAT KICKS IN A SERIES | | | | | |



LAST WEEK

Flip Card and Gamebook

Regular Season Week #16

**Buffalo Bills vs. Miami Dolphins
Saturday, December 24, 2016**

BILLS

| NO | NAME | HT | WT | AGE | EXP | COLLEGE | POS |
|----|------------------------|------|-----|-----|-----|---------------------|-----|
| 57 | Alexander, Lorenzo | 6-2 | 228 | 30 | 9 | Montana | LB |
| 52 | Brown, Preston | 6-4 | 237 | 26 | 4 | Florida State | LB |
| 38 | Brown, Sergio | 6-1 | 215 | 27 | 6 | Virginia Tech | S |
| 53 | Brown, Zach | 5-11 | 224 | 26 | 3 | California-Davis | LB |
| 22 | Bush, Reggie | 6-5 | 250 | 24 | R | Ohio State | RB |
| 2 | Carpenter, Dan | 6-0 | 190 | 24 | 4 | Southern California | K |
| 87 | Christian, Gerald | 6-4 | 214 | 23 | 1 | Central Arkansas | TE |
| 85 | Clay, Charles | 6-1 | 211 | 23 | 3 | Clemson | TE |
| 98 | Coleman, Deandre | 6-1 | 203 | 25 | 4 | Tennessee | DT |
| 28 | Darby, Ronald | 6-0 | 196 | 31 | 10 | New Hampshire | CB |
| 99 | Dareus, Marcell | 5-8 | 165 | 24 | 4 | Southern California | DT |
| 91 | Douzable, Leger | 6-0 | 205 | 31 | 11 | Southern California | DE |
| 42 | Felton, Jerome | 6-1 | 190 | 26 | 5 | South Carolina | FB |
| 37 | Gary, Shamiel | 5-11 | 208 | 28 | 8 | Pittsburgh | S |
| 35 | Gillislee, Mike | 5-11 | 193 | 22 | 2 | Florida State | RB |
| 24 | Gilmore, Stephen | 6-0 | 185 | 22 | R | Southern California | CB |
| 77 | Glenn, Cordy | 6-1 | 210 | 26 | 5 | Samford | T |
| 88 | Goodwin, Marquise | 6-0 | 223 | 22 | R | Arkansas | WR |
| 20 | Graham, Corey | 5-11 | 219 | 26 | 3 | Florida | S |
| 72 | Groy, Ryan | 6-0 | 209 | 27 | 4 | Clemson | C |
| 55 | Hughes, Jerry | 6-0 | 217 | 26 | 2 | Oklahoma State | LB |
| 50 | Humber, Ramon | 6-2 | 210 | 28 | 7 | Notre Dame | LB |
| 17 | Hunter, Justin | 6-0 | 194 | 24 | 3 | Florida | WR |
| 64 | Incognito, Richie | 5-11 | 232 | 29 | 8 | North Dakota State | G |
| 7 | Jones, Cardale | 6-2 | 255 | 29 | 6 | Florida | QB |
| 71 | Kouandjio, Cyrus | 6-1 | 251 | 24 | 3 | Louisville | T |
| 90 | Lawson, Shaq | 6-1 | 248 | 27 | 5 | North Carolina | LB |
| 13 | Lewis, Dezmin | 6-2 | 254 | 28 | 7 | Texas Christian | WR |
| 67 | Lewis, Patrick | 6-3 | 249 | 26 | 4 | Florida | C |
| 3 | Manuel, EJ | 6-1 | 245 | 33 | 10 | California | QB |
| 25 | McCoy, LeSean | 6-3 | 319 | 33 | 10 | Nebraska | RB |
| 56 | McCray, Lereatee | 6-1 | 240 | 31 | 8 | Florida State | LB |
| 36 | Meeks, Jonathan | 6-1 | 311 | 25 | 4 | Texas A&M | S |
| 76 | Miller, John | 6-7 | 322 | 23 | 3 | Alabama | S |
| 79 | Mills, Jordan | 6-5 | 320 | 26 | 3 | Wisconsin | G |
| 74 | Ola, Michael | 6-5 | 312 | 28 | 3 | Hampton | T |
| 84 | O'Leary, Nick | 6-2 | 303 | 23 | 2 | Louisville | T |
| 39 | Roberson, Marcus | 6-6 | 345 | 27 | 5 | Georgia | TE |
| 21 | Robey-Coleman, Nickell | 6-5 | 316 | 25 | 4 | Louisiana Tech | CB |
| 65 | Sanborn, Garrison | 6-6 | 250 | 25 | 2 | Virginia Tech | LS |
| 6 | Schmidt, Colton | 6-3 | 252 | 24 | 1 | Florida State | P |
| 29 | Seymour, Kevon | 6-3 | 255 | 27 | 6 | Tulsa | CB |
| 51 | Spikes, Brandon | 6-3 | 250 | 25 | 2 | Louisville | LB |
| 15 | Tate, Brandon | 5-9 | 179 | 25 | 4 | Texas | WR |
| 5 | Taylor, Tyrrod | 6-3 | 267 | 22 | R | Clemson | WR |
| 82 | Thomas, Logan | 6-4 | 284 | 30 | 7 | Central Florida | QB |
| 92 | Washington, Adolphus | 6-4 | 295 | 24 | R | Ohio State | TE |
| 14 | Watkins, Sammy | 6-2 | 308 | 26 | 3 | Michigan State | DT |
| 30 | White, Corey | 6-1 | 303 | 33 | 11 | LSU | WR |
| 31 | Williams, Jonathan | 6-5 | 341 | 25 | 1 | California | CB |
| 95 | Williams, Kyle | 6-3 | 331 | 26 | 6 | Alabama | RB |
| 10 | Woods, Robert | | | | | | DT |
| 94 | Worthy, Jerel | | | | | | WR |

INACTIVE

- _____ 5. _____
- _____ 6. _____
- _____ 7. _____
- _____ 4. _____

Head Coach:

Rex Ryan

Assistants:

Assistant Head Coach/Defense: Rob Ryan, Assistant Head Coach/Offense: Chris Palmer
 Coordinators: Danny Crossman (Special Teams), Anthony Lynn (Offense), Dennis Thurman (Defense),
 Assistants: Bobby April III (Linebackers), John Blake (Defensive Line), Eric Ciano (Head Strength and Conditioning), Mike Giuliani (Coaching Assistant), Aaron Kromer (Offensive Line), Zak Kromer (Coaching Assistant), Sanjay Lal (Wide Receivers), David Lee (Quarterbacks), Dan Liburd (Strength and Conditioning Assistant), Mark Loecher (Strength and Conditioning Assistant), Hal Luther (Assistant Strength and Conditioning), D'Anton Lynn (Defensive Assistant), Tim McDonald (Defensive Backs), Pat Meyer (Offensive Assistant), Jason Oszwart (Strength and Conditioning Assistant), Jason Rebrovich (Defensive Line), Ed Reed (Assistant/Defensive Backs), Eric Smith (Special Teams Assistant), Kathryn Smith (Quality Control-Special Teams), Tony Sparano (Tight Ends), Jason Vrable (Assistant Quarterbacks), Jeff Weeks (Outside Linebackers)



BUFFALO BILLS

| NO | NAME | HT | WT | AGE | EXP | COLLEGE | POS |
|----|-----------------------|------|-----|-----|-----|---------------------|-----|
| 2 | Dan Carpenter | 6-2 | 228 | 30 | 9 | Montana | K |
| 3 | EJ Manuel | 6-4 | 237 | 26 | 4 | Florida State | QB |
| 5 | Tyrod Taylor | 6-1 | 215 | 27 | 6 | Virginia Tech | QB |
| 6 | Colton Schmidt | 5-11 | 224 | 26 | 3 | California-Davis | P |
| 7 | Cardale Jones | 6-5 | 250 | 24 | R | Ohio State | QB |
| 10 | Robert Woods | 6-0 | 190 | 24 | 4 | Southern California | WR |
| 13 | Dezmin Lewis | 6-4 | 214 | 23 | 1 | Central Arkansas | WR |
| 14 | Sammy Watkins | 6-1 | 211 | 23 | 3 | Clemson | WR |
| 15 | Brandon Tate | 6-1 | 195 | 29 | 8 | North Carolina | WR |
| 17 | Justin Hunter | 6-4 | 203 | 25 | 4 | Tennessee | WR |
| 20 | Corey Graham | 6-0 | 196 | 31 | 10 | New Hampshire | S |
| 21 | Nickell Robey-Coleman | 5-8 | 165 | 24 | 4 | Southern California | CB |
| 22 | Reggie Bush | 6-0 | 205 | 31 | 11 | Southern California | RB |
| 24 | Stephon Gilmore | 6-1 | 190 | 26 | 5 | South Carolina | CB |
| 25 | LeSean McCoy | 5-11 | 208 | 28 | 8 | Pittsburgh | RB |
| 28 | Ronald Darby | 5-11 | 193 | 22 | 2 | Florida State | CB |
| 29 | Kevon Seymour | 6-0 | 185 | 22 | R | Southern California | CB |
| 30 | Corey White | 6-1 | 210 | 26 | 5 | Samford | CB |
| 31 | Jonathan Williams | 6-0 | 223 | 22 | R | Arkansas | RB |
| 35 | Mike Gillislee | 5-11 | 219 | 26 | 3 | Florida | RB |
| 36 | Jonathan Meeks | 6-0 | 209 | 27 | 4 | Clemson | S |
| 37 | Shamiel Gary | 6-0 | 217 | 26 | 2 | Oklahoma State | S |
| 38 | Sergio Brown | 6-2 | 210 | 28 | 7 | Notre Dame | S |
| 39 | Marcus Roberson | 6-0 | 194 | 24 | 3 | Florida | CB |
| 42 | Jerome Felton | 6-0 | 248 | 30 | 9 | Furman | FB |
| 50 | Ramon Humber | 5-11 | 232 | 29 | 8 | North Dakota State | LB |
| 51 | Brandon Spikes | 6-2 | 255 | 29 | 6 | Florida | LB |
| 52 | Preston Brown | 6-1 | 251 | 24 | 3 | Louisville | LB |
| 53 | Zach Brown | 6-1 | 248 | 27 | 5 | North Carolina | LB |
| 55 | Jerry Hughes | 6-2 | 254 | 28 | 7 | Texas Christian | LB |
| 56 | Lerentee McCray | 6-3 | 249 | 26 | 4 | Florida | LB |
| 57 | Lorenzo Alexander | 6-1 | 245 | 33 | 10 | California | LB |
| 64 | Richie Incognito | 6-3 | 319 | 33 | 10 | Nebraska | G |
| 65 | Garrison Sanborn | 6-1 | 240 | 31 | 8 | Florida State | LS |
| 67 | Patrick Lewis | 6-1 | 311 | 25 | 4 | Texas A&M | C |
| 71 | Cyrus Kouandjio | 6-7 | 322 | 23 | 3 | Alabama | T |
| 72 | Ryan Groy | 6-5 | 320 | 26 | 3 | Wisconsin | C |
| 74 | Michael Ola | 6-5 | 312 | 28 | 3 | Hampton | T |
| 76 | John Miller | 6-2 | 303 | 23 | 2 | Louisville | G |
| 77 | Cordy Glenn | 6-6 | 345 | 27 | 5 | Georgia | T |
| 79 | Jordan Mills | 6-5 | 316 | 25 | 4 | Louisiana Tech | T |
| 82 | Logan Thomas | 6-6 | 250 | 25 | 2 | Virginia Tech | TE |
| 84 | Nick O'Leary | 6-3 | 252 | 24 | 1 | Florida State | TE |
| 85 | Charles Clay | 6-3 | 255 | 27 | 6 | Tulsa | TE |
| 87 | Gerald Christian | 6-3 | 250 | 25 | 2 | Louisville | TE |
| 88 | Marquise Goodwin | 5-9 | 179 | 25 | 4 | Texas | WR |
| 90 | Shaq Lawson | 6-3 | 267 | 22 | R | Clemson | LB |
| 91 | Leger Douzable | 6-4 | 284 | 30 | 7 | Central Florida | LB |
| 92 | Adolphus Washington | 6-4 | 295 | 24 | R | Ohio State | DE |
| 94 | Jerel Worthy | 6-2 | 308 | 26 | 3 | Michigan State | DE |
| 95 | Kyle Williams | 6-1 | 303 | 33 | 11 | LSU | DT |
| 98 | Deandre Coleman | 6-5 | 341 | 25 | 1 | California | DT |
| 99 | Marcell Dareus | 6-3 | 331 | 26 | 6 | Alabama | DT |

Head Coach:

Rex Ryan

Assistants:

Assistant Head Coach/Defense: Rob Ryan, Assistant Head Coach/Offense: Chris Palmer
 Coordinators: Danny Crossman (Special Teams), Anthony Lynn (Offense), Dennis Thurman (Defense),
 Assistants: Bobby April III (Linebackers), John Blake (Defensive Line), Eric Ciano (Head Strength and Conditioning), Mike Giuliani (Coaching Assistant), Aaron Kromer (Offensive Line), Zak Kromer (Coaching Assistant), Sanjay Lal (Wide Receivers), David Lee (Quarterbacks), Dan Liburd (Strength and Conditioning Assistant), Mark Loecher (Strength and Conditioning Assistant), Hal Luther (Assistant Strength and Conditioning), D'Anton Lynn (Defensive Assistant), Tim McDonald (Defensive Backs), Pat Meyer (Offensive Assistant), Jason Oszwart (Strength and Conditioning Assistant), Jason Rebrovich (Defensive Line), Ed Reed (Assistant/Defensive Backs), Eric Smith (Special Teams Assistant), Kathryn Smith (Quality Control-Special Teams), Tony Sparano (Tight Ends), Jason Vrable (Assistant Quarterbacks), Jeff Weeks (Outside Linebackers)



MIAMI DOLPHINS

| NO | NAME | HT | WT | AGE | EXP | COLLEGE | POS |
|----|-------------------|------|-----|-----|-----|----------------------|-----|
| 3 | Andrew Franks | 6-1 | 202 | 23 | 2 | RPI | K |
| 4 | Matt Darr | 6-1 | 214 | 24 | 2 | Tennessee | P |
| 8 | Matt Moore | 6-3 | 225 | 32 | 9 | Oregon State | QB |
| 10 | Kenny Stills | 6-0 | 195 | 24 | 4 | Oklahoma | WR |
| 11 | DeVante Parker | 6-3 | 212 | 23 | 2 | Louisville | WR |
| 14 | Jarvis Landry | 5-11 | 206 | 24 | 3 | LSU | WR |
| 16 | T.J. Yates | 6-4 | 217 | 29 | 6 | North Carolina State | QB |
| 17 | Ryan Tannehill | 6-4 | 216 | 28 | 5 | Texas A&M | QB |
| 19 | Jakeem Grant | 5-7 | 172 | 24 | R | Texas Tech | WR |
| 21 | Jordan Lucas | 6-0 | 204 | 23 | R | Penn State | CB |
| 23 | Jay Ajayi | 6-0 | 229 | 23 | 2 | Boise State | RB |
| 24 | Isa Abdul-Quddus | 6-1 | 196 | 27 | 6 | Fordham | S |
| 25 | Xavier Howard | 6-1 | 198 | 23 | R | Baylor | CB |
| 26 | Damien Williams | 5-11 | 228 | 24 | 3 | Oklahoma | RB |
| 28 | Bobby McCain | 5-11 | 192 | 23 | 2 | Memphis | CB |
| 30 | Bacarri Rambo | 6-0 | 211 | 26 | 4 | Georgia | S |
| 31 | Michael Thomas | 5-11 | 193 | 26 | 4 | Stanford | S |
| 32 | Kenyan Drake | 6-1 | 216 | 22 | R | Alabama | RB |
| 35 | Walt Aikens | 6-1 | 218 | 25 | 3 | Liberty | S |
| 36 | Tony Lippett | 6-3 | 194 | 24 | 2 | Michigan State | CB |
| 40 | Lafayette Pitts | 5-11 | 196 | 24 | R | Pittsburgh | CB |
| 41 | Byron Maxwell | 6-1 | 203 | 28 | 6 | Clemson | CB |
| 42 | Spencer Paysinger | 6-2 | 249 | 28 | 6 | Oregon | LB |
| 45 | Mike Hull | 6-0 | 233 | 25 | 1 | Penn State | LB |
| 46 | Neville Hewitt | 6-2 | 232 | 23 | 2 | Marshall | LB |
| 47 | Kiko Alonso | 6-3 | 239 | 26 | 4 | Oregon | LB |
| 48 | MarQueis Gray | 6-4 | 255 | 27 | 4 | Minnesota | TE |
| 50 | Andre Branch | 6-5 | 263 | 27 | 5 | Clemson | DE |
| 53 | Jelani Jenkins | 6-0 | 240 | 24 | 4 | Florida | LB |
| 56 | Donald Butler | 6-1 | 242 | 28 | 6 | Washington | LB |
| 57 | Trevor Reilly | 6-5 | 245 | 28 | 3 | Utah | LB |
| 60 | Kraig Urbik | 6-5 | 334 | 31 | 8 | Wisconsin | C/G |
| 64 | Jake Brendel | 6-4 | 305 | 24 | R | UCLA | C |
| 65 | Anthony Steen | 6-3 | 313 | 26 | 1 | Alabama | C/G |
| 67 | Laremy Tunsil | 6-5 | 316 | 22 | R | Mississippi | G/T |
| 70 | Ja'Wuan James | 6-6 | 307 | 24 | 3 | Tennessee | T |
| 74 | Jermon Bushrod | 6-5 | 320 | 32 | 10 | Towson | G/T |
| 75 | Nick Williams | 6-4 | 309 | 26 | 3 | Samford | DE |
| 76 | Branden Albert | 6-5 | 314 | 32 | 9 | Virginia | T |
| 78 | Terrence Fede | 6-4 | 267 | 25 | 3 | Marist | DE |
| 79 | Sam Young | 6-8 | 315 | 29 | 7 | Notre Dame | T |
| 80 | Dion Sims | 6-4 | 271 | 25 | 4 | Michigan State | TE |
| 83 | Thomas Duarte | 6-2 | 241 | 21 | R | UCLA | TE |
| 85 | Dominique Jones | 6-3 | 275 | 29 | 4 | Shepherd | TE |
| 87 | Rashawn Scott | 6-2 | 204 | 24 | R | Miami (FL) | WR |
| 88 | Leonte Carroo | 6-1 | 217 | 22 | R | Rutgers | WR |
| 90 | Earl Mitchell | 6-3 | 310 | 29 | 7 | Arizona | DT |
| 91 | Cameron Wake | 6-3 | 263 | 34 | 8 | Penn State | DE |
| 92 | John Denney | 6-5 | 242 | 38 | 12 | Brigham Young | LS |
| 93 | Ndamukong Suh | 6-4 | 305 | 29 | 7 | Nebraska | DT |
| 94 | Mario Williams | 6-6 | 300 | 31 | 11 | North Carolina State | DE |
| 97 | Jordan Phillips | 6-6 | 335 | 24 | 2 | Oklahoma | DT |
| 98 | Jason Jones | 6-5 | 278 | 30 | 9 | Eastern Michigan | DE |

Head Coach:

Adam Gase

Assistants:

Darren Rizzi (Assistant Head Coach/Special Teams Coordinator), Lou Anarumo (Defensive Backs), Jim Arthur (Assistant Strength and Conditioning), Danny Barrett (Running Backs), Charlie Bullen (Assistant Linebackers), Matt Burke (Linebackers), Clyde Christensen (Offensive Coordinator), Shane Day (Tight Ends), Chris Foerster (Offensive Line), Bo Hardegree (Quarterbacks), Shawn Jefferson (Wide Receivers), Ben Johnson (Assistant Wide Receivers), Daronte Jones (Assistant Defensive Backs), Vance Joseph (Defensive Coordinator), Chris Kuper (Offensive Quality Control), Marwan Mialour (Assistant Special Teams), Rusty McKinney (Defensive Quality Control), Dave Puloka (Head Strength and Conditioning), Ted Rath (Assistant Strength and Conditioning), Jeremiah Washburn (Assistant Offensive Line), Jim Washburn (Senior Defensive Assistant/Pass Rush Specialist), Terrell Williams (Defensive Line)



MIAMI DOLPHINS

| NO | NAME | HT | WT | AGE | EXP | COLLEGE | POS |
|----|-------------------|------|-----|-----|-----|----------------------|-----|
| 24 | Abdul-Quddus, Isa | 6-1 | 202 | 23 | 2 | RPI | S |
| 35 | Aikens, Walt | 6-1 | 214 | 24 | 2 | Tennessee | S |
| 23 | Ajayi, Jay | 6-3 | 225 | 32 | 9 | Oregon State | RB |
| 76 | Albert, Branden | 6-0 | 195 | 24 | 4 | Oklahoma | T |
| 47 | Alonso, Kiko | 6-3 | 212 | 23 | 2 | Louisville | LB |
| 50 | Branch, Andre | 5-11 | 206 | 24 | 3 | LSU | DE |
| 64 | Brendel, Jake | 6-4 | 217 | 29 | 6 | North Carolina State | C |
| 74 | Bushrod, Jermon | 6-4 | 216 | 28 | 5 | Texas A& | |

WEEK 16, 2016

National Football League Game Summary

NFL Copyright © 2016 by The National Football League. All rights reserved. This summary and play-by-play is for the express purpose of assisting media in their coverage of the game; any other use of this material is prohibited without the written permission of the National Football League. Updated: 12/25/2016

Date: Saturday, 12/24/2016 Miami Dolphins at Buffalo Bills Start Time: 1:02 PM EST
 at New Era Field, Orchard Park NY

Game Day Weather

Game Weather: Cloudy Temp: 38° F (3.3° C) Humidity: 86%, Wind: W 13 mph
 Played Outdoors on Turf: A-Turf Titan Outdoor Weather: Forecast: mostly cloudy, 30% chance of showers, high temp 38, winds W 13-16 mph, Wind Chill: 30

Officials

| | | |
|-------------------------------|---------------------------------|-----------------------------------|
| Referee: Wrolstad, Craig (4) | Umpire: Anderson, Barry (31) | Head Linesman: Hittner, Mark (28) |
| Line Judge: Mapp, Julian (10) | Side Judge: Lamberth, Jeff (21) | Field Judge: Zimmer, Steve (33) |
| Back Judge: Dyer, Lee (27) | Replay Official: Nemmers, Larry | |

Lineups

| Miami Dolphins | | | | Buffalo Bills | | | |
|----------------|-----------|---------|----------------|---------------|-------------|---------|--------------|
| Offense | | Defense | | Offense | | Defense | |
| WR 10 | K.Stills | DE 91 | C.Wake | WR 14 | S.Watkins | DT 95 | K.Williams |
| TE 48 | M.Gray | DT 93 | N.Suh | TE 84 | N.O'Leary | NT 99 | M.Dareus |
| LT 76 | B.Albert | DT 90 | E.Mitchell | LT 71 | C.Kouandjio | DE 92 | A.Washington |
| LG 67 | L.Tunsil | DE 50 | A.Branch | LG 64 | R.Incognito | OLB 55 | J.Hughes |
| C 60 | K.Urbik | LB 56 | D.Butler | C 72 | R.Groy | WILL 53 | Z.Brown |
| RG 74 | J.Bushrod | LB 47 | K.Alonso | RG 76 | J.Miller | MIKE 52 | P.Brown |
| RT 70 | J.James | LB 46 | N.Hewitt | RT 79 | J.Mills | OLB 57 | L.Alexander |
| TE 80 | D.Sims | CB 36 | T.Lippett | TE 85 | C.Clay | LB 50 | R.Humber |
| WR 14 | J.Landry | CB 25 | X.Howard | WR 10 | R.Woods | CB 28 | R.Darby |
| QB 8 | M.Moore | S 24 | I.Abdul-Quddus | QB 5 | T.Taylor | S 20 | C.Graham |
| RB 23 | J.Ajayi | S 31 | M.Thomas | RB 25 | L.McCoy | CB 24 | S.Gilmore |

Substitutions

K 3 A.Franks, P 4 M.Darr, WR 11 D.Parker, WR 19 J.Grant, RB 26 D.Williams, CB 28 B.McCain, S 30 B.Rambo, RB 32 K.Drake, S 35 W.Aikens, CB 40 L.Pitts, LB 42 S.Paysinger, LB 45 M.Hull, LB 57 T.Reilly, C/G 65 A.Steen, DE 75 N.Williams, DE 78 T.Fede, T 79 S.Young, WR 87 R.Scott, LS 92 J.Denney, DE 94 M.Williams, DT 97 J.Phillips, DE 98 J.Jones

Did Not Play

QB 16 T.Yates, C 64 J.Brendel

Not Active

QB 17 R.Tannehill, CB 21 J.Lucas, CB 41 B.Maxwell, LB 53 J.Jenkins, TE 83 T.Duarte, TE 85 D.Jones, WR 88 L.Carroo

Substitutions

K 2 D.Carpenter, P 6 C.Schmidt, WR 15 B.Tate, WR 17 J.Hunter, CB 21 N.Robey-Coleman, RB 22 R.Bush, CB 29 K.Seymour, CB 30 C.White, RB 31 J.Williams, RB 35 M.Gillisle, S 36 J.Meeks, DB 37 S.Gary, S 38 S.Brown, CB 39 M.Roberson, FB 42 J.Felton, LS 65 G.Sanborn, T 74 M.Ola, WR 88 M.Goodwin, LB 90 S.Lawson, DE 91 L.Douzable, DT 98 D.Coleman

Did Not Play

QB 3 E.Manuel, LB 51 B.Spikes, C 67 P.Lewis

Not Active

QB 7 C.Jones, WR 13 D.Lewis, LB 56 L.McCray, T 77 C.Glenn, TE 82 L.Thomas, TE 87 G.Christian, DE 94 J.Worthy

Field Goals (made () & missed)

| | A.Franks | D.Carpenter | 46WR (28) 45WR |
|-------------------------|----------------|---|----------------|
| | 46LU (55) (27) | | |
| | | 1 2 3 4 OT Total | |
| VISITOR: Miami Dolphins | | 7 7 14 3 3 34 | |
| HOME: Buffalo Bills | | 0 7 14 10 0 31 | |

Scoring Plays

| Team | Qtr | Time | Play Description (Extra Point) (Drive Info) | Visitor | Home |
|----------|-----|-------|---|---------|------|
| Dolphins | 1 | 6:24 | J.Ajayi 2 yd. run (A.Franks kick) (9-72, 4:13) | 7 | 0 |
| Dolphins | 2 | 13:34 | K.Drake 45 yd. run (A.Franks kick) (4-64, 1:55) | 14 | 0 |
| Bills | 2 | 5:06 | S.Watkins 38 yd. pass from T.Taylor (D.Carpenter kick) (6-79, 2:45) | 14 | 7 |
| Dolphins | 3 | 12:05 | D.Parker 56 yd. pass from M.Moore (A.Franks kick) (5-70, 2:55) | 21 | 7 |
| Bills | 3 | 6:46 | L.McCoy 19 yd. run (D.Carpenter kick) (10-77, 5:19) | 21 | 14 |
| Dolphins | 3 | 3:14 | K.Stills 6 yd. pass from M.Moore (A.Franks kick) (6-75, 3:32) | 28 | 14 |
| Bills | 3 | 1:12 | C.Clay 18 yd. pass from T.Taylor (D.Carpenter kick) (4-78, 2:02) | 28 | 21 |
| Bills | 4 | 5:51 | D.Carpenter 28 yd. Field Goal (11-54, 4:24) | 28 | 24 |
| Bills | 4 | 1:20 | C.Clay 7 yd. pass from T.Taylor (D.Carpenter kick) (10-89, 2:40) | 28 | 31 |

WEEK 16, 2016

National Football League Game Summary

NFL Copyright © 2016 by The National Football League. All rights reserved. This summary and play-by-play is for the express purpose of assisting media in their coverage of the game; any other use of this material is prohibited without the written permission of the National Football League. Updated: 12/25/2016

| | | | | | |
|-------------------------|---|------|---|------------|----|
| Dolphins | 4 | 0:06 | A.Franks 55 yd. Field Goal (6-24, 1:14) | 31 | 31 |
| Dolphins | 5 | 0:47 | A.Franks 27 yd. Field Goal (7-77, 3:13) | 34 | 31 |
| Paid Attendance: 64,690 | | | | Time: 3:38 | |

Final Individual Statistics

Miami Dolphins

Buffalo Bills

| RUSHING | | | | | | RUSHING | | | | | |
|----------|-----|-----|------|----|----|-------------|-----|-----|------|----|----|
| | ATT | YDS | AVG | LG | TD | | ATT | YDS | AVG | LG | TD |
| J.Ajayi | 32 | 206 | 6.4 | 57 | 1 | L.McCoy | 24 | 128 | 5.3 | 19 | 1 |
| K.Drake | 4 | 56 | 14.0 | 45 | 1 | M.Gillislee | 11 | 91 | 8.3 | 35 | 0 |
| J.Landry | 1 | 0 | 0.0 | 0 | 0 | T.Taylor | 12 | 60 | 5.0 | 23 | 0 |
| M.Moore | 1 | -1 | -1.0 | -1 | 0 | J.Felton | 1 | 1 | 1.0 | 1 | 0 |
| | | | | | | R.Bush | 1 | -8 | -8.0 | -8 | 0 |
| Total | 38 | 261 | 6.9 | 57 | 2 | Total | 49 | 272 | 5.6 | 35 | 1 |

| PASSING | | | | | | | | | PASSING | | | | | | | | |
|---------|-----|-----|-----|-------|----|----|----|------|----------|-----|-----|-----|-------|----|----|----|-------|
| | ATT | CMP | YDS | SK/YD | TD | LG | IN | RT | | ATT | CMP | YDS | SK/YD | TD | LG | IN | RT |
| M.Moore | 30 | 16 | 233 | 0/0 | 2 | 56 | 1 | 87.2 | T.Taylor | 39 | 26 | 329 | 2/12 | 3 | 53 | 0 | 118.4 |
| Total | 30 | 16 | 233 | 0/0 | 2 | 56 | 1 | 87.2 | Total | 39 | 26 | 329 | 2/12 | 3 | 53 | 0 | 118.4 |

| PASS RECEIVING | | | | | | | PASS RECEIVING | | | | | | |
|----------------|-----|-----|-----|------|----|----|----------------|-----|-----|-----|------|----|----|
| | TAR | REC | YDS | AVG | LG | TD | | TAR | REC | YDS | AVG | LG | TD |
| D.Parker | 7 | 4 | 85 | 21.3 | 56 | 1 | C.Clay | 10 | 8 | 85 | 10.6 | 18 | 2 |
| K.Stills | 8 | 3 | 35 | 11.7 | 17 | 1 | S.Watkins | 10 | 7 | 154 | 22.0 | 53 | 1 |
| J.Landry | 6 | 3 | 29 | 9.7 | 15 | 0 | L.McCoy | 6 | 5 | 17 | 3.4 | 7 | 0 |
| D.Williams | 3 | 2 | 51 | 25.5 | 44 | 0 | R.Woods | 6 | 3 | 43 | 14.3 | 34 | 0 |
| D.Sims | 3 | 2 | 10 | 5.0 | 7 | 0 | J.Felton | 2 | 2 | 14 | 7.0 | 9 | 0 |
| M.Gray | 1 | 1 | 20 | 20.0 | 20 | 0 | M.Goodwin | 5 | 1 | 16 | 16.0 | 16 | 0 |
| J.Ajayi | 1 | 1 | 3 | 3.0 | 3 | 0 | | | | | | | |
| Total | 29 | 16 | 233 | 14.6 | 56 | 2 | Total | 39 | 26 | 329 | 12.7 | 53 | 3 |

| INTERCEPTIONS | | | | | | INTERCEPTIONS | | | | | |
|---------------|----|-----|-----|----|----|---------------|----|-----|-----|----|----|
| | NO | YDS | AVG | LG | TD | | NO | YDS | AVG | LG | TD |
| Total | 0 | 0 | 0 | 0 | 0 | C.White | 1 | 0 | 0.0 | 0 | 0 |
| | | | | | | Total | 1 | 0 | 0.0 | 0 | 0 |

| PUNTING | | | | | | | | PUNTING | | | | | | | |
|---------|----|-----|------|------|----|------|----|-----------|----|-----|------|------|----|------|----|
| | NO | YDS | AVG | NET | TB | IN20 | LG | | NO | YDS | AVG | NET | TB | IN20 | LG |
| M.Darr | 5 | 207 | 41.4 | 36.8 | 0 | 3 | 47 | C.Schmidt | 4 | 169 | 42.3 | 36.0 | 0 | 1 | 48 |
| Total | 5 | 207 | 41.4 | 36.8 | 0 | 3 | 47 | Total | 4 | 169 | 42.3 | 36.0 | 0 | 1 | 48 |

| PUNT RETURNS | | | | | | | | PUNT RETURNS | | | | | | | |
|--------------|----|-----|------|----|----|----|----------|--------------|-----|------|----|----|----|--|--|
| | NO | YDS | AVG | FC | LG | TD | | NO | YDS | AVG | FC | LG | TD | | |
| J.Landry | 2 | 25 | 12.5 | 1 | 16 | 0 | B.Tate | 1 | 23 | 23.0 | 1 | 23 | 0 | | |
| [DOWNED] | 1 | 0 | 0.0 | 0 | 0 | 0 | [DOWNED] | 3 | 0 | 0.0 | 0 | 0 | 0 | | |
| Total | 2 | 25 | 12.5 | 1 | 16 | 0 | Total | 1 | 23 | 23.0 | 1 | 23 | 0 | | |

| KICKOFF RETURNS | | | | | | | | KICKOFF RETURNS | | | | | | | |
|-----------------|----|-----|------|----|----|----|-------------|-----------------|-----|------|----|----|----|--|--|
| | NO | YDS | AVG | FC | LG | TD | | NO | YDS | AVG | FC | LG | TD | | |
| J.Grant | 1 | 41 | 41.0 | 0 | 41 | 0 | B.Tate | 2 | 35 | 17.5 | 0 | 22 | 0 | | |
| K.Drake | 1 | 39 | 39.0 | 0 | 39 | 0 | M.Gillislee | 1 | 19 | 19.0 | 0 | 19 | 0 | | |
| [TOUCHBACK] | 4 | 0 | 0.0 | 0 | 0 | 0 | [TOUCHBACK] | 4 | 0 | 0.0 | 0 | 0 | 0 | | |
| Total | 2 | 80 | 40.0 | 0 | 41 | 0 | Total | 3 | 54 | 18.0 | 0 | 22 | 0 | | |

Miami Dolphins

| FUMBLES | FUM | LOST | OWN-REC | YDS | TD | FORCED | OPP-REC | YDS | TD | OUT-BDS |
|----------|-----|------|---------|-----|----|--------|---------|-----|----|---------|
| M.Thomas | 0 | 0 | 0 | 0 | 0 | 1 | 0 | 0 | 0 | 0 |
| Total | 0 | 0 | 0 | 0 | 0 | 1 | 0 | 0 | 0 | 0 |

Buffalo Bills

| FUMBLES | FUM | LOST | OWN-REC | YDS | TD | FORCED | OPP-REC | YDS | TD | OUT-BDS |
|-------------|-----|------|---------|-----|----|--------|---------|-----|----|---------|
| M.Gillislee | 1 | 0 | 1 | 0 | 0 | 0 | 0 | 0 | 0 | 0 |
| Total | 1 | 0 | 1 | 0 | 0 | 0 | 0 | 0 | 0 | 0 |

Final Team Statistics

| | Visitor Dolphins | Home Bills |
|--|---------------------|---------------|
| TOTAL FIRST DOWNS | 22 | 30 |
| By Rushing | 12 | 14 |
| By Passing | 10 | 15 |
| By Penalty | 0 | 1 |
| THIRD DOWN EFFICIENCY | 5-12-42% | 8-18-44% |
| FOURTH DOWN EFFICIENCY | 0-0-0% | 1-2-50% |
| TOTAL NET YARDS | 494 | 589 |
| Total Offensive Plays (inc. times thrown passing) | 68 | 90 |
| Average gain per offensive play | 7.3 | 6.5 |
| NET YARDS RUSHING | 261 | 272 |
| Total Rushing Plays | 38 | 49 |
| Average gain per rushing play | 6.9 | 5.6 |
| Tackles for a loss-number and yards | 2-6 | 10-29 |
| NET YARDS PASSING | 233 | 317 |
| Times thrown - yards lost attempting to pass | 0-0 | 2-12 |
| Gross yards passing | 233 | 329 |
| PASS ATTEMPTS-COMPLETIONS-HAD INTERCEPTED | 30-16-1 | 39-26-0 |
| Avg gain per pass play (inc.# thrown passing) | 7.8 | 7.7 |
| KICKOFFS Number-In End Zone-Touchbacks | 7-4-4 | 6-5-4 |
| PUNTS Number and Average | 5-41.4 | 4-42.3 |
| Had Blocked | 0 | 0 |
| FGs - PATs Had Blocked | 0-0 | 0-0 |
| Net Punting Average | 36.8 | 36.0 |
| TOTAL RETURN YARDAGE (Not Including Kickoffs) | 25 | 23 |
| No. and Yards Punt Returns | 2-25 | 1-23 |
| No. and Yards Kickoff Returns | 2-80 | 3-54 |
| No. and Yards Interception Returns | 0-0 | 1-0 |
| PENALTIES Number and Yards | 2-15 | 5-35 |
| FUMBLES Number and Lost | 0-0 | 1-0 |
| TOUCHDOWNS | 4 | 4 |
| Rushing | 2 | 1 |
| Passing | 2 | 3 |
| EXTRA POINTS Made-Attempts | 4-4 | 4-4 |
| Kicking Made-Attempts | 4-4 | 4-4 |
| FIELD GOALS Made-Attempts | 2-3 | 1-3 |
| RED ZONE EFFICIENCY | 2-3-67% | 3-5-60% |
| GOAL TO GO EFFICIENCY | 2-3-67% | 1-1-100% |
| SAFETIES | 0 | 0 |
| FINAL SCORE | 34 | 31 |
| TIME OF POSSESSION | 33:40 | 40:33 |

Ball Possession And Drive Chart

Miami Dolphins

| # | Time Recd | Time Lost | Time Poss | How Ball Obtained | Drive Began | # Play | Yds Gain | Yds Pen | Net Yds | 1st Down | Last Scrm | How Given Up |
|----|-----------|-----------|-----------|-------------------|-------------|--------|----------|---------|---------|----------|-----------|--------------|
| 1 | 13:41 | 12:10 | 1:31 | Punt | MIA 30 | 3 | 6 | 0 | 6 | 0 | MIA 36 | Punt |
| 2 | 10:37 | 6:24 | 4:13 | Punt | MIA 28 | 9 | 72 | 0 | 72 | 5 | * BUF 2 | Touchdown |
| 3 | 0:29 | 13:34 | 1:55 | Missed FG | MIA 36 | 4 | 64 | 0 | 64 | 2 | BUF 45 | Touchdown |
| 4 | 8:48 | 7:51 | 0:57 | Downs | MIA 39 | 3 | 2 | 0 | 2 | 0 | MIA 41 | Punt |
| 5 | 5:06 | 1:44 | 3:22 | Kickoff | MIA 25 | 6 | 28 | -10 | 18 | 1 | MIA 43 | Punt |
| 6 | 1:11 | 0:30 | 0:41 | Punt | BUF 36 | 4 | 11 | 0 | 11 | 1 | BUF 25 | Interception |
| 7 | 15:00 | 12:05 | 2:55 | Kickoff | MIA 30 | 5 | 70 | 0 | 70 | 2 | MIA 44 | Touchdown |
| 8 | 6:46 | 3:14 | 3:32 | Kickoff | MIA 25 | 6 | 75 | 0 | 75 | 3 | * BUF 6 | Touchdown |
| 9 | 1:12 | 10:15 | 5:57 | Kickoff | MIA 25 | 10 | 42 | 5 | 47 | 3 | BUF 28 | Missed FG |
| 10 | 5:51 | 4:00 | 1:51 | Kickoff | MIA 46 | 3 | 3 | 0 | 3 | 0 | MIA 49 | Punt |
| 11 | 1:20 | 0:06 | 1:14 | Kickoff | MIA 39 | 6 | 24 | 0 | 24 | 1 | BUF 37 | Field Goal |
| 12 | 10:03 | 7:44 | 2:19 | Missed FG | MIA 35 | 5 | 20 | 0 | 20 | 1 | BUF 45 | Punt |
| 13 | 4:00 | 0:47 | 3:13 | Punt | MIA 15 | 7 | 77 | 0 | 77 | 3 | * BUF 8 | Field Goal |

(437) Average MIA 34

Buffalo Bills

| # | Time Recd | Time Lost | Time Poss | How Ball Obtained | Drive Began | # Play | Yds Gain | Yds Pen | Net Yds | 1st Down | Last Scrm | How Given Up |
|----|-----------|-----------|-----------|-------------------|-------------|--------|----------|---------|---------|----------|-----------|--------------|
| 1 | 15:00 | 13:41 | 1:19 | Kickoff | BUF 25 | 3 | 4 | 0 | 4 | 0 | BUF 29 | Punt |
| 2 | 12:10 | 10:37 | 1:33 | Punt | BUF 40 | 3 | 5 | 0 | 5 | 0 | BUF 45 | Punt |
| 3 | 6:24 | 0:29 | 5:55 | Kickoff | BUF 25 | 12 | 52 | -5 | 47 | 3 | MIA 28 | Missed FG |
| 4 | 13:34 | 8:48 | 4:46 | Kickoff | BUF 23 | 9 | 48 | -10 | 38 | 2 | MIA 39 | Downs |
| 5 | 7:51 | 5:06 | 2:45 | Punt | BUF 21 | 6 | 89 | -10 | 79 | 3 | MIA 38 | Touchdown |
| 6 | 1:44 | 1:11 | 0:33 | Punt | BUF 16 | 3 | -12 | 0 | -12 | 0 | BUF 4 | Punt |
| 7 | 0:30 | 0:00 | 0:30 | Interception | BUF 20 | 3 | 26 | 0 | 26 | 2 | BUF 42 | End of Half |
| 8 | 12:05 | 6:46 | 5:19 | Kickoff | BUF 23 | 10 | 77 | 0 | 77 | 5 | * MIA 19 | Touchdown |
| 9 | 3:14 | 1:12 | 2:02 | Kickoff | BUF 22 | 4 | 78 | 0 | 78 | 2 | * MIA 18 | Touchdown |
| 10 | 10:15 | 5:51 | 4:24 | Missed FG | BUF 36 | 11 | 49 | 5 | 54 | 4 | * MIA 10 | Field Goal |
| 11 | 4:00 | 1:20 | 2:40 | Punt | BUF 11 | 10 | 89 | 0 | 89 | 4 | * MIA 7 | Touchdown |
| 12 | 0:06 | 0:00 | 0:06 | Kickoff | BUF 25 | 1 | -1 | 0 | -1 | 0 | BUF 25 | End of Half |
| 13 | 15:00 | 10:03 | 4:57 | Kickoff | BUF 25 | 10 | 48 | 0 | 48 | 3 | * MIA 27 | Missed FG |
| 14 | 7:44 | 4:00 | 3:44 | Punt | BUF 4 | 8 | 37 | 0 | 37 | 2 | BUF 41 | Punt |

(316) Average BUF 23

* inside opponent's 20

| Time of Possession by Quarter | | 1st | 2nd | 3rd | 4th | OT | Total |
|---------------------------------|----------------|----------------------|------|------|-------------------|------|-------|
| Visitor | Miami Dolphins | 6:13 | 6:26 | 7:39 | 7:50 | 5:32 | 33:40 |
| Home | Buffalo Bills | 8:47 | 8:34 | 7:21 | 7:10 | 8:41 | 40:33 |
| Kickoff Drive No.-Start Average | | Dolphins: 6 - MIA 32 | | | Bills: 7 - BUF 24 | | |

First Half Summary

PERIOD SCORES

| | | |
|----------|---|--------|
| Dolphins | 7 | 7 = 14 |
| Bills | 0 | 7 = 7 |

TIME OF POSSESSION

| | |
|----------|-------|
| Dolphins | 12:39 |
| Bills | 17:21 |

Scoring Plays

| Team | Qtr | Time | Play Description (Extra Point) (Drive Info) | Visitor | Home |
|----------|-----|-------|---|---------|------|
| Dolphins | 1 | 6:24 | J.Ajayi 2 yd. run (A.Franks kick) (9-72, 4:13) | 7 | 0 |
| Dolphins | 2 | 13:34 | K.Drake 45 yd. run (A.Franks kick) (4-64, 1:55) | 14 | 0 |
| Bills | 2 | 5:06 | S.Watkins 38 yd. pass from T.Taylor (D.Carpenter kick) (6-79, 2:45) | 14 | 7 |

| | Miami Dolphins | Buffalo Bills |
|--|----------------|---------------|
| TOTAL FIRST DOWNS | 9 | 10 |
| First Downs Rushing-Passing-by Penalty | 6 - 3 - 0 | 5 - 5 - 0 |
| THIRD DOWN EFFICIENCY | 2-5-40% | 4-9-44% |
| TOTAL NET YARDS | 183 | 212 |
| Total Offensive Plays | 29 | 38 |
| NET YARDS RUSHING | 126 | 119 |
| NET YARDS PASSING | 57 | 93 |
| Gross Yards Passing | 57 | 105 |
| Times thrown-yards lost attempting to pass | 0-0 | 1-12 |
| Pass Attempts-Completions-Had Intercepted | 14 - 5 - 1 | 19 - 11 - 0 |
| Punts-Number and Average | 3 - 42 | 3 - 41.7 |
| Penalties-Number and Yards | 1 - 10 | 3 - 25 |
| Fumbles-Number and Lost | 0 - 0 | 1 - 0 |
| Red Zone Efficiency | 1-1-100% | 0-0-0% |
| Average Drive Start | MIA 37 | BUF 24 |

| Miami Dolphins | | | | | | | | | | Buffalo Bills | | | | | | | | | |
|----------------|-----------|------------|------------|-------------|-----------|--------------|--------------|-------------|--------------|----------------|------------|------------|-------------|----------|-----------|----------|-------------|--|--|
| RUSHING | | | | | | | | | | RUSHING | | | | | | | | | |
| | ATT | YDS | AVG | LG | TD | | ATT | YDS | AVG | LG | TD | | | | | | | | |
| J.Ajayi | 14 | 81 | 5.8 | 19 | 1 | L.McCoy | 8 | 60 | 7.5 | 14 | 0 | | | | | | | | |
| K.Drake | 1 | 45 | 45.0 | 45 | 1 | T.Taylor | 3 | 34 | 11.3 | 23 | 0 | | | | | | | | |
| | | | | | | M.Gillislee | 7 | 25 | 3.6 | 7 | 0 | | | | | | | | |
| Total | 15 | 126 | 8.4 | 45 | 2 | Total | 18 | 119 | 6.6 | 23 | 0 | | | | | | | | |
| PASSING | | | | | | | | | | PASSING | | | | | | | | | |
| | ATT | CMP | YDS | SK/YD | TD | LG | IN | RT | | ATT | CMP | YDS | SK/YD | TD | LG | IN | RT | | |
| M.Moore | 14 | 5 | 57 | 0/0 | 0 | 20 | 1 | 19.0 | T.Taylor | 19 | 11 | 105 | 1/12 | 1 | 38 | 0 | 90.9 | | |
| Total | 14 | 5 | 57 | 0/0 | 0 | 20 | 1 | 19.0 | Total | 19 | 11 | 105 | 1/12 | 1 | 38 | 0 | 90.9 | | |
| PASS RECEIVING | | | | | | | | | | PASS RECEIVING | | | | | | | | | |
| | TAR | REC | YDS | AVG | LG | TD | | TAR | REC | YDS | AVG | LG | TD | | | | | | |
| D.Sims | 2 | 2 | 10 | 5.0 | 7 | 0 | L.McCoy | 5 | 4 | 15 | 3.8 | 7 | 0 | | | | | | |
| M.Gray | 1 | 1 | 20 | 20.0 | 20 | 0 | S.Watkins | 4 | 2 | 58 | 29.0 | 38 | 1 | | | | | | |
| J.Landry | 3 | 1 | 15 | 15.0 | 15 | 0 | J.Felton | 2 | 2 | 14 | 7.0 | 9 | 0 | | | | | | |
| K.Stills | 6 | 1 | 12 | 12.0 | 12 | 0 | R.Woods | 4 | 2 | 9 | 4.5 | 9 | 0 | | | | | | |
| D.Parker | 1 | 0 | 0 | 0.0 | 0 | 0 | C.Clay | 1 | 1 | 9 | 9.0 | 9 | 0 | | | | | | |
| D.Williams | 1 | 0 | 0 | 0.0 | 0 | 0 | M.Goodwin | 3 | 0 | 0 | 0.0 | 0 | 0 | | | | | | |
| Total | 14 | 5 | 57 | 11.4 | 20 | 0 | Total | 19 | 11 | 105 | 9.5 | 38 | 1 | | | | | | |

| Miami Dolphins | Regular Defensive Plays | | | | | | | | | | | | Special Teams | | | | | Misc | | | |
|----------------|-------------------------|----------|-----------|----------|---|----------|----------|----------|----------|----------|----------|----------|---------------|----------|----------|----------|----------|----------|----------|----------|----------|
| | TKL | AST | COMB | SK | / | YDS | TFL | Q | IN | PD | FF | FR | TKL | AST | FF | FR | BL | TKL | AST | FF | FR |
| K.Alonso | 3 | 2 | 5 | 0 | | 0 | 0 | 0 | 0 | 0 | 0 | 0 | 0 | 0 | 0 | 0 | 0 | 0 | 0 | 0 | 0 |
| S.Paysinger | 3 | 2 | 5 | 0 | | 0 | 0 | 0 | 0 | 0 | 0 | 0 | 0 | 0 | 0 | 0 | 0 | 0 | 0 | 0 | 0 |
| T.Lippett | 3 | 1 | 4 | 0 | | 0 | 0 | 0 | 0 | 2 | 0 | 0 | 0 | 0 | 0 | 0 | 0 | 0 | 0 | 0 | 0 |
| X.Howard | 2 | 2 | 4 | 0 | | 0 | 1 | 0 | 0 | 1 | 0 | 0 | 0 | 0 | 0 | 0 | 0 | 0 | 0 | 0 | 0 |
| Total | 11 | 7 | 18 | 0 | | 0 | 1 | 0 | 0 | 3 | 0 | 0 | 0 | 0 | 0 | 0 | 0 | 0 | 0 | 0 | 0 |

First Quarter

MIA wins the coin toss and elects to defer. BUF elects to Receive, and MIA elects to defend the west goal.

A.Franks kicks 65 yards from MIA 35 to end zone, Touchback. Kick through end zone.

Buffalo Bills at 15:00

- 1-10-BUF 25 (15:00) (Shotgun) T.Taylor pass incomplete short left to R.Woods (T.Lippett). Receiver and coverage near sideline at BUF 30.
- 2-10-BUF 25 (14:54) (Shotgun) L.McCoy right tackle to BUF 23 for -2 yards (N.Suh, K.Alonso).
- 3-12-BUF 23 (14:18) (Shotgun) T.Taylor scrambles left tackle pushed ob at BUF 29 for 6 yards (S.Paysinger).
- 4-6-BUF 29 (13:53) C.Schmidt punts 41 yards to MIA 30, Center-G.Sanborn, downed by BUF-K.Seymour.

Miami Dolphins at 13:41

- 1-10-MIA 30 (13:41) J.Ajayi left tackle to MIA 33 for 3 yards (R.Humber).
- 2-7-MIA 33 (13:03) M.Moore pass short left to D.Sims pushed ob at MIA 36 for 3 yards (C.White). Swing pass, caught near sideline at MIA 34.
- 3-4-MIA 36 (12:31) (Shotgun) M.Moore pass incomplete short right to K.Stills (R.Darby). Receiver and coverage near sideline at MIA 40.
- 4-4-MIA 36 (12:26) M.Darr punts 47 yards to BUF 17, Center-J.Denney. B.Tate to BUF 40 for 23 yards (T.Reilly; M.Darr). Key block: J.Williams.

Buffalo Bills at 12:10

- 1-10-BUF 40 (12:10) L.McCoy right tackle to BUF 48 for 8 yards (M.Thomas, K.Alonso).
- 2-2-BUF 48 (11:32) (Shotgun) T.Taylor pass short right to L.McCoy to BUF 45 for -3 yards (X.Howard). Dump pass, caught at BUF 45.
- 3-5-BUF 45 (10:53) (Shotgun) T.Taylor pass incomplete deep right to S.Watkins. Overthrown, receiver near sideline at MIA 26.
- 4-5-BUF 45 (10:47) C.Schmidt punts 36 yards to MIA 19, Center-G.Sanborn. J.Landry to MIA 28 for 9 yards (K.Seymour, N.O'Leary).

Miami Dolphins at 10:37

- 1-10-MIA 28 (10:37) M.Moore pass short right to M.Gray to MIA 48 for 20 yards (C.Graham). Caught at MIA 36, crossing from middle. P1
- 1-10-MIA 48 (10:08) J.Ajayi right tackle pushed ob at BUF 45 for 7 yards (Z.Brown).
- 2-3-BUF 45 (9:34) (Shotgun) J.Ajayi right tackle to BUF 26 for 19 yards (C.Graham). R2
- 1-10-BUF 26 (8:47) J.Ajayi left tackle to BUF 27 for -1 yards (L.Douzable).
- 2-11-BUF 27 (8:07) M.Moore pass incomplete deep right to J.Landry. Overthrown, receiver at BUF 1, angling to front corner of end zone.
- 3-11-BUF 27 (8:02) (Shotgun) M.Moore pass short right to K.Stills pushed ob at BUF 15 for 12 yards (R.Darby). Caught along sideline at BUF 15. P3
Buffalo challenged the pass completion ruling, and the play was Upheld. The ruling on the field was confirmed. (Timeout #1.)
- 1-10-BUF 15 (7:43) J.Ajayi right end to BUF 10 for 5 yards (P.Brown).
- 2-5-BUF 10 (7:05) J.Ajayi left end to BUF 2 for 8 yards (L.Alexander, C.White). R4
Timeout #1 by MIA at 06:30.
- 1-2-BUF 2 (6:30) **J.Ajayi right end for 2 yards, TOUCHDOWN.** R5
A.Franks extra point is GOOD, Center-J.Denney, Holder-M.Darr.

MIA 7 BUF 0, 9 plays, 72 yards, 4:13 drive, 8:36 elapsed

A.Franks kicks 65 yards from MIA 35 to end zone, Touchback. Kick through end zone.

Buffalo Bills at 6:24

- 1-10-BUF 25 (6:24) (Shotgun) T.Taylor pass incomplete short left to M.Goodwin (T.Lippett). Receiver and coverage near sideline at BUF 33.
- 2-10-BUF 25 (6:18) (Shotgun) L.McCoy right guard to BUF 33 for 8 yards (N.Hewitt).
Timeout #2 by BUF at 05:39.
- 3-2-BUF 33 (5:39) (Shotgun) T.Taylor pass short right to J.Felton to BUF 38 for 5 yards (D.Butler, X.Howard). Swing pass, caught at BUF 30. P1
- 1-10-BUF 38 (5:00) (Shotgun) M.Gillislee up the middle to BUF 45 for 7 yards (K.Alonso, N.Hewitt).
- 2-3-BUF 45 (4:31) M.Gillislee left guard to BUF 49 for 4 yards (N.Suh). R2
- 1-10-BUF 49 (3:57) (Shotgun) L.McCoy up the middle to MIA 46 for 5 yards (K.Alonso).
- 2-5-MIA 46 (3:21) (Shotgun) T.Taylor pass short right to L.McCoy to MIA 44 for 2 yards (X.Howard; C.Wake). Screen pass, caught at MIA 45.
- 3-3-MIA 44 (2:37) T.Taylor pass short right to J.Felton to MIA 35 for 9 yards (T.Lippett). Swing pass, caught at MIA 42. P3
- 1-10-MIA 35 (2:00) (Shotgun) M.Gillislee left guard to MIA 30 for 5 yards (I.Abdul-Quddus).
- 2-5-MIA 30 (1:26) T.Taylor pass incomplete deep right to M.Goodwin [M.Thomas]. Thrown wide of receiver, 4 yds. into end zone, along sideline. Thrown under pressure.
- 3-5-MIA 30 (1:19) (Shotgun) *PENALTY on BUF-T.Taylor, Delay of Game, 5 yards, enforced at MIA 30 - No Play.*
- 3-10-MIA 35 (1:19) (Shotgun) T.Taylor pass short left to L.McCoy to MIA 28 for 7 yards (T.Lippett). Caught in flat at MIA 34.
- 4-3-MIA 28 (:34) D.Carpenter 46 yard field goal is No Good, Wide Right, Center-G.Sanborn, Holder-C.Schmidt.

Miami Dolphins at 0:29

- 1-10-MIA 36 (:29) J.Ajayi left end to MIA 41 for 5 yards (P.Brown; Z.Brown).
End of quarter - 1.39 pm

Miami Dolphins vs Buffalo Bills at New Era Field

END OF QUARTER

| | Score | Time Poss | First Downs | | | | Efficiencies | |
|----------------|-------|-----------|-------------|---|---|---|--------------|--------|
| | | | R | P | X | T | 3 Down | 4 Down |
| Miami Dolphins | 7 | 6:13 | 3 | 2 | 0 | 5 | 1/2 | 0/0 |
| Buffalo Bills | 0 | 8:47 | 1 | 2 | 0 | 3 | 2/5 | 0/0 |

Second Quarter

12/24/2016

Play By Play

Miami Dolphins continued.

| | | |
|--------------------|---|----|
| 2-5-MIA 41 | (15:00) J.Ajayi right end pushed ob at MIA 48 for 7 yards (Z.Brown). | R6 |
| <u>1-10-MIA 48</u> | (14:23) (Shotgun) J.Ajayi right tackle to BUF 45 for 7 yards (R.Darby). | |
| 2-3-BUF 45 | (13:45) (Shotgun) K.Drake left guard for 45 yards, TOUCHDOWN. | R7 |
| | A.Franks extra point is GOOD, Center-J.Denney, Holder-M.Darr. | |

| |
|--|
| MIA 14 BUF 0, 4 plays, 64 yards, 1:55 drive, 1:26 elapsed |
|--|

A.Franks kicks 61 yards from MIA 35 to BUF 4. M.Gillislee to BUF 23 for 19 yards (M.Thomas). FUMBLES (M.Thomas), and recovers at BUF 23. M.Gillislee to BUF 23 for no gain (M.Thomas).

Buffalo Bills at 13:34, (1st play from scrimmage 13:26)

| | | |
|--------------------|---|----|
| 1-10-BUF 23 | (13:26) (Shotgun) T.Taylor pass short middle to C.Clay to BUF 32 for 9 yards (D.Butler). Curl pattern, caught at BUF 30. | |
| 2-1-BUF 32 | (12:56) (Shotgun) T.Taylor right end to BUF 37 for 5 yards (D.Butler). | R4 |
| <u>1-10-BUF 37</u> | (12:21) (Shotgun) T.Taylor pass incomplete deep left to M.Goodwin [J.Phillips]. Overthrown, receiver along sideline at MIA 32. | |
| 2-10-BUF 37 | (12:15) (Shotgun) L.McCoy right end pushed ob at BUF 43 for 6 yards (M.Thomas). | |
| | <i>PENALTY on BUF-J.Miller, Offensive Holding, 10 yards, enforced at BUF 37 - No Play.</i> | |
| 2-20-BUF 27 | (11:59) (Shotgun) T.Taylor pass short left to L.McCoy to BUF 32 for 5 yards (S.Paysinger). Swing pass, caught at BUF 28. | |
| 3-15-BUF 32 | (11:21) (Shotgun) T.Taylor pass deep right to S.Watkins pushed ob at MIA 48 for 20 yards (X.Howard). Caught along sideline at MIA 48. | P5 |
| <u>1-10-MIA 48</u> | (10:56) (Shotgun) M.Gillislee up the middle to MIA 42 for 6 yards (N.Williams). | |
| 2-4-MIA 42 | (10:25) M.Gillislee left guard to MIA 40 for 2 yards (J.Jones). | |
| 3-2-MIA 40 | (9:51) (Shotgun) M.Gillislee left guard to MIA 39 for 1 yard (E.Mitchell, N.Hewitt). | |
| 4-1-MIA 39 | (9:08) M.Gillislee right guard to MIA 39 for no gain (K.Alonso, N.Suh). Measurement = short of line to gain; MIA ball. | |

Miami Dolphins at 8:48

| | | |
|-------------|---|--|
| 1-10-MIA 39 | (8:48) J.Ajayi right end to MIA 41 for 2 yards (L.Alexander). | |
| 2-8-MIA 41 | (8:10) (Shotgun) M.Moore pass incomplete short right to K.Stills (L.Douzable). Pass batted at line, swing pass, receiver at MIA 46. | |
| 3-8-MIA 41 | (8:06) (Shotgun) M.Moore pass incomplete short middle to D.Parker (S.Gilmore). Receiver and coverage at MIA 46, crossing from left. | |
| 4-8-MIA 41 | (8:00) M.Darr punts 38 yards to BUF 21, Center-J.Denney, fair catch by B.Tate. | |

Buffalo Bills at 7:51

| | | |
|--------------------|--|----|
| 1-10-BUF 21 | (7:51) T.Taylor pass incomplete short middle to L.McCoy. Dropped, thrown behind receiver at BUF 23, slanting from left.. | |
| 2-10-BUF 21 | (7:48) (Shotgun) T.Taylor pass deep right to R.Woods pushed ob at BUF 41 for 20 yards (X.Howard). Caught along sideline at BUF 41. | |
| | <i>PENALTY on BUF-J.Mills, Offensive Holding, 10 yards, enforced at BUF 21 - No Play.</i> | |
| 2-20-BUF 11 | (7:35) (Shotgun) L.McCoy left guard to BUF 19 for 8 yards (S.Paysinger; N.Suh). | |
| 3-12-BUF 19 | (6:58) (Shotgun) T.Taylor scrambles left end pushed ob at BUF 42 for 23 yards (T.Lippett). | R6 |
| <u>1-10-BUF 42</u> | (6:24) (Shotgun) L.McCoy up the middle to BUF 48 for 6 yards (N.Williams). | |
| 2-4-BUF 48 | (5:53) (Shotgun) L.McCoy left guard to MIA 38 for 14 yards (M.Thomas, S.Paysinger). | R7 |
| <u>1-10-MIA 38</u> | (5:14) (Shotgun) T.Taylor pass deep right to S.Watkins for 38 yards, TOUCHDOWN. Caught 9 yds. into end zone. | P8 |
| | D.Carpenter extra point is GOOD, Center-G.Sanborn, Holder-C.Schmidt. | |

| |
|--|
| MIA 14 BUF 7, 6 plays, 79 yards, 2:45 drive, 9:54 elapsed |
|--|

D.Carpenter kicks 65 yards from BUF 35 to end zone, Touchback. J.Grant kneels 9 yds. into end zone.

Miami Dolphins at 5:06

| | | |
|--------------------|--|----|
| 1-10-MIA 25 | (5:06) M.Moore pass incomplete short right to J.Landry. Caught out of bounds at MIA 36. | |
| 2-10-MIA 25 | (4:59) J.Ajayi left end pushed ob at MIA 29 for 4 yards (L.Alexander). | |
| 3-6-MIA 29 | (4:20) (Shotgun) M.Moore pass short right to D.Sims to MIA 36 for 7 yards (K.Seymour) [P.Brown]. TE screen, caught at MIA 27. | P8 |
| <u>1-10-MIA 36</u> | (3:45) J.Ajayi left tackle to MIA 38 for 2 yards (P.Brown). | |
| 2-8-MIA 38 | (3:08) (Shotgun) J.Ajayi right guard to MIA 45 for 7 yards (C.White). | |
| | <i>PENALTY on MIA-J.James, Offensive Holding, 10 yards, enforced at MIA 38 - No Play.</i> | |
| 2-18-MIA 28 | (2:40) (Shotgun) M.Moore pass short right to J.Landry to MIA 43 for 15 yards (Z.Brown, C.Graham). Screen pass, caught at MIA 25. | |

Two-Minute Warning

| | | |
|------------|---|--|
| 3-3-MIA 43 | (2:00) (Shotgun) M.Moore pass incomplete short right to D.Williams. Overthrown, receiver near sideline at MIA 45. | |
| 4-3-MIA 43 | (1:56) M.Darr punts 41 yards to BUF 16, Center-J.Denney, downed by MIA-W.Aikens. | |

Buffalo Bills at 1:44

| | | |
|-------------|--|--|
| 1-10-BUF 16 | (1:44) (Shotgun) T.Taylor pass incomplete short left to R.Woods. Overthrown, receiver along sideline at BUF 22. | |
| 2-10-BUF 16 | (1:38) (Shotgun) T.Taylor pass incomplete deep right to S.Watkins (X.Howard). Receiver and coverage near sideline at BUF 47; receiver slipped prior to coverage. | |

Miami Dolphins vs Buffalo Bills at New Era Field

3-10-BUF 16 (1:30) (Shotgun) T.Taylor sacked at BUF 4 for -12 yards (C.Wake).

Timeout #2 by MIA at 01:24.

4-22-BUF 4 (1:24) C.Schmidt punts 48 yards to MIA 48, Center-G.Sanborn. J.Landry to BUF 36 for 16 yards (P.Brown, J.Meeks).

Miami Dolphins at 1:11

1-10-BUF 36 (1:11) (Shotgun) M.Moore pass incomplete short middle to K.Stills (Z.Brown). Receiver and coverage at BUF 23, crossing from right.

2-10-BUF 36 (1:06) (Shotgun) J.Ajayi right guard to BUF 25 for 11 yards (R.Darby). R9

1-10-BUF 25 (:46) (No Huddle, Shotgun) M.Moore pass incomplete short right to K.Stills. Underthrown, receiver along sideline at BUF 20.

2-10-BUF 25 (:42) M.Moore pass deep middle intended for K.Stills INTERCEPTED by C.White at BUF -4. Touchback.

Buffalo Bills at 0:30

1-10-BUF 20 (:30) L.McCoy up the middle to BUF 33 for 13 yards (I.Abdul-Quddus, T.Lippett). R9

1-10-BUF 33 (:09) (No Huddle, Shotgun) T.Taylor pass short right to R.Woods to BUF 42 for 9 yards (B.McCain). Caught at BUF 42, crossing from middle.

Timeout #3 by BUF at 00:05.

2-1-BUF 42 (:05) T.Taylor pass short left to R.Woods to BUF 38 for -4 yards. Lateral to L.McCoy pushed ob at BUF 46 for 8 yards (S.Paysinger). P10

End of half - 2.28 pm

END OF QUARTER

| | | Time Poss | First Downs | | | | Efficiencies | |
|-----------------------|--------------|------------------|--------------------|----------|----------|----------|---------------------|---------------|
| | Score | | R | P | X | T | 3 Down | 4 Down |
| Miami Dolphins | 14 | 6:26 | 3 | 1 | 0 | 4 | 1/3 | 0/0 |
| Buffalo Bills | 7 | 8:34 | 4 | 3 | 0 | 7 | 2/4 | 0/1 |

Third Quarter

12/24/2016

Play By Play

MIA elects to Receive, and BUF elects to defend the West goal.

D.Carpenter kicks 65 yards from BUF 35 to end zone, Touchback. K.Drake kneels 5 yds. into end zone.

*PENALTY on BUF-M.Roberson, Offside on Free Kick, 5 yards, enforced at MIA 25.***Miami Dolphins at 15:00**

| | | |
|--------------------|---|-----|
| 1-10-MIA 30 | (15:00) J.Ajayi right guard to MIA 31 for 1 yard (Z.Brown, J.Hughes). | |
| 2-9-MIA 31 | (14:20) (Shotgun) J.Ajayi up the middle to MIA 40 for 9 yards (L.Alexander, K.Williams). | R10 |
| <u>1-10-MIA 40</u> | (13:40) J.Ajayi right tackle to MIA 40 for no gain (M.Dareus, K.Williams). | |
| 2-10-MIA 40 | (12:57) M.Moore pass short right to D.Parker to MIA 44 for 4 yards (R.Darby). Flat pass, caught at MIA 43. | |
| 3-6-MIA 44 | (12:15) M.Moore pass short left to D.Parker for 56 yards, TOUCHDOWN. Caught at MIA 48, crossing from middle. | P11 |
| | A.Franks extra point is GOOD, Center-J.Denney, Holder-M.Darr. | |

| |
|--|
| MIA 21 BUF 7, 5 plays, 70 yards, 2:55 drive, 2:55 elapsed |
|--|

A.Franks kicks 64 yards from MIA 35 to BUF 1. B.Tate to BUF 23 for 22 yards (M.Hull, B.Rambo).

Buffalo Bills at 12:05, (1st play from scrimmage 11:58)

| | | |
|--------------------|--|-----|
| 1-10-BUF 23 | (11:58) (Shotgun) L.McCoy right end to BUF 32 for 9 yards (A.Branch). | |
| 2-1-BUF 32 | (11:27) L.McCoy up the middle to BUF 31 for -1 yards (A.Branch). | |
| 3-2-BUF 31 | (10:52) (Shotgun) T.Taylor pass short left to L.McCoy pushed ob at BUF 33 for 2 yards (N.Hewitt). Swing pass, caught at BUF 30. | P11 |
| <u>1-10-BUF 33</u> | (10:21) (Shotgun) T.Taylor pass short right to C.Clay to BUF 41 for 8 yards (S.Paysinger). Caught in flat at BUF 39. | |
| 2-2-BUF 41 | (9:41) (Shotgun) M.Gillislee left end to BUF 46 for 5 yards (M.Thomas). | R12 |
| <u>1-10-BUF 46</u> | (9:09) (Shotgun) T.Taylor pass short left to C.Clay to MIA 47 for 7 yards (D.Butler). Flat pass, caught at 50. | |
| 2-3-MIA 47 | (8:33) (Shotgun) T.Taylor pass short right to C.Clay to MIA 38 for 9 yards (S.Paysinger). Flat pass, caught at MIA 39. | P13 |
| <u>1-10-MIA 38</u> | (7:56) (Shotgun) T.Taylor pass short right to S.Watkins ran ob at MIA 25 for 13 yards. Caught near sideline at MIA 27, crossing from middle. | P14 |
| <u>1-10-MIA 25</u> | (7:29) (Shotgun) L.McCoy right guard to MIA 19 for 6 yards (N.Suh). | |
| 2-4-MIA 19 | (6:53) (Shotgun) L.McCoy up the middle for 19 yards, TOUCHDOWN. Key block: R.Incognito. | R15 |
| | D.Carpenter extra point is GOOD, Center-G.Sanborn, Holder-C.Schmidt. | |

| |
|--|
| MIA 21 BUF 14, 10 plays, 77 yards, 5:19 drive, 8:14 elapsed |
|--|

D.Carpenter kicks 65 yards from BUF 35 to end zone, Touchback. Kick through end zone.

Miami Dolphins at 6:46

| | | |
|--------------------|---|-----|
| 1-10-MIA 25 | (6:46) J.Ajayi left tackle to MIA 30 for 5 yards (Z.Brown; J.Hughes). | |
| 2-5-MIA 30 | (6:06) J.Ajayi left guard to MIA 32 for 2 yards (K.Williams; R.Darby). | |
| 3-3-MIA 32 | (5:23) (Shotgun) M.Moore pass short left to D.Williams to BUF 24 for 44 yards (C.Graham). Swing pass, caught at MIA 33. | P12 |
| <u>1-10-BUF 24</u> | (4:36) (Shotgun) M.Moore pass short middle to D.Parker to BUF 9 for 15 yards (C.Graham, S.Gilmore). Caught at BUF 15, slanting from left. | P13 |
| <u>1-9-BUF 9</u> | (4:00) J.Ajayi right guard to BUF 6 for 3 yards (L.Douzable, P.Brown). | |
| 2-6-BUF 6 | (3:18) (Shotgun) M.Moore pass short right to K.Stills for 6 yards, TOUCHDOWN. Caught at goal line. | P14 |
| | A.Franks extra point is GOOD, Center-J.Denney, Holder-M.Darr. | |

| |
|--|
| MIA 28 BUF 14, 6 plays, 75 yards, 3:32 drive, 11:46 elapsed |
|--|

A.Franks kicks 56 yards from MIA 35 to BUF 9. B.Tate to BUF 22 for 13 yards (M.Thomas, B.Rambo).

Buffalo Bills at 3:14, (1st play from scrimmage 3:08)

| | | |
|--------------------|---|-----|
| 1-10-BUF 22 | (3:08) (Shotgun) L.McCoy up the middle to BUF 23 for 1 yard (A.Branch, I.Abdul-Quddus). | |
| 2-9-BUF 23 | (2:36) (Shotgun) T.Taylor pass deep right to S.Watkins to MIA 24 for 53 yards (B.Rambo). Caught near sideline at MIA 28. | P16 |
| <u>1-10-MIA 24</u> | (1:52) (Shotgun) T.Taylor right end pushed ob at MIA 18 for 6 yards (S.Paysinger). | |
| 2-4-MIA 18 | (1:18) (Shotgun) T.Taylor pass deep right to C.Clay for 18 yards, TOUCHDOWN. MIA-I.Abdul-Quddus was injured during the play. His return is Questionable. Caught at MIA 2, slanting to middle. I.Abdul-Quddus assisted off. | P17 |
| | D.Carpenter extra point is GOOD, Center-G.Sanborn, Holder-C.Schmidt. | |

| |
|--|
| MIA 28 BUF 21, 4 plays, 78 yards, 2:02 drive, 13:48 elapsed |
|--|

D.Carpenter kicks 65 yards from BUF 35 to end zone, Touchback. K.Drake kneels 9 yds. into end zone.

Miami Dolphins at 1:12

| | | |
|-------------|--|--|
| 1-10-MIA 25 | (1:12) (Shotgun) J.Ajayi up the middle to MIA 30 for 5 yards (K.Williams, M.Dareus). | |
| 2-5-MIA 30 | (:35) (Shotgun) J.Ajayi right guard to MIA 31 for 1 yard (M.Dareus). | |
| | End of quarter - 3.15 pm | |

Miami Dolphins vs Buffalo Bills at New Era Field

END OF QUARTER

| | Score | Time Poss | First Downs | | | | Efficiencies | |
|----------------|-------|-----------|-------------|---|---|---|--------------|--------|
| | | | R | P | X | T | 3 Down | 4 Down |
| Miami Dolphins | 28 | 7:39 | 1 | 4 | 0 | 5 | 2/2 | 0/0 |
| Buffalo Bills | 21 | 7:21 | 2 | 5 | 0 | 7 | 1/1 | 0/0 |

Fourth Quarter

12/24/2016

Play By Play

Miami Dolphins continued.

| | | |
|--------------------|---|-----|
| 3-4-MIA 31 | (15:00) (Shotgun) M.Moore pass short left to D.Parker to MIA 41 for 10 yards (S.Gilmore). Caught at MIA 41, slanting to middle. | P15 |
| <u>1-10-MIA 41</u> | (14:24) (Shotgun) J.Ajayi up the middle to BUF 49 for 10 yards (Z.Brown, P.Brown). | R16 |
| <u>1-10-BUF 49</u> | (14:00) <i>PENALTY on BUF-L.Alexander, Neutral Zone Infraction, 5 yards, enforced at BUF 49 - No Play.</i> | |
| 1-5-BUF 44 | (13:43) J.Ajayi right tackle to BUF 44 for no gain (L.Douzable). | |
| 2-5-BUF 44 | (13:07) (Shotgun) M.Moore pass short right to J.Landry to BUF 33 for 11 yards (M.Dareus). Dump pass, caught at BUF 48. | P17 |
| <u>1-10-BUF 33</u> | (12:24) J.Ajayi right tackle to BUF 38 for -5 yards (L.Douzable). Timeout #1 by MIA at 11:41. | |
| 2-15-BUF 38 | (11:41) M.Moore pass short right to J.Ajayi to BUF 35 for 3 yards (R.Humber, Z.Brown). Dump pass, caught at BUF 38. | |
| 3-12-BUF 35 | (10:58) J.Ajayi left guard to BUF 28 for 7 yards (C.Graham; P.Brown). | |
| 4-5-BUF 28 | (10:20) A.Franks 46 yard field goal is No Good, Hit Left Upright, Center-J.Denney, Holder-M.Darr. | |

Buffalo Bills at 10:15

| | | |
|--------------------|--|-----|
| 1-10-BUF 36 | (10:15) (Shotgun) T.Taylor left tackle pushed ob at BUF 49 for 13 yards (T.Lippett). | R18 |
| <u>1-10-BUF 49</u> | (9:40) (Shotgun) T.Taylor pass deep left to M.Goodwin ran ob at MIA 35 for 16 yards [A.Branch]. Caught along sideline at MIA 35. | P19 |
| <u>1-10-MIA 35</u> | (9:17) T.Taylor pass incomplete deep left to S.Watkins. Overthrown, receiver along sideline at MIA 12. Thrown under pressure on roll-out. | |
| 2-10-MIA 35 | (9:10) (Shotgun) T.Taylor right guard to MIA 25 for 10 yards. | R20 |
| <u>1-10-MIA 25</u> | (8:29) (Shotgun) T.Taylor sacked at MIA 25 for 0 yards (J.Jones). | |
| 2-10-MIA 25 | (7:49) T.Taylor pass incomplete deep left to C.Clay. Caught out of bounds in back of end zone. | |
| 3-10-MIA 25 | (7:40) (Shotgun) T.Taylor pass short right to S.Watkins pushed ob at MIA 16 for 9 yards (X.Howard). Caught along sideline at MIA 16. | |
| 4-1-MIA 16 | (7:37) <i>(Run formation) PENALTY on MIA, Defensive 12 On-field, 5 yards, enforced at MIA 16 - No Play.</i> | X21 |
| <u>1-10-MIA 11</u> | (7:23) (Shotgun) L.McCoy left end to MIA 4 for 7 yards (B.Rambo, M.Thomas). | |
| 2-3-MIA 4 | (6:44) (Shotgun) T.Taylor left end to MIA 10 for -6 yards (N.Hewitt). Option play, designed rush. | |
| 3-9-MIA 10 | (6:04) (Shotgun) T.Taylor pass incomplete short left to C.Clay (S.Paysinger). MIA-S.Paysinger was injured during the play. Receiver and coverage 7 yds. into end zone, along sideline. | |
| 4-9-MIA 10 | (5:55) D.Carpenter 28 yard field goal is GOOD, Center-G.Sanborn, Holder-C.Schmidt. | |

| |
|---|
| MIA 28 BUF 24, 11 plays, 54 yards, 1 penalty, 4:24 drive, 9:09 elapsed |
|---|

D.Carpenter kicks 60 yards from BUF 35 to MIA 5. J.Grant pushed ob at MIA 46 for 41 yards (D.Carpenter).

Miami Dolphins at 5:51, (1st play from scrimmage 5:44)

| | | |
|-------------|--|--|
| 1-10-MIA 46 | (5:44) J.Landry left end to MIA 46 for no gain (S.Gilmore). End-around, handoff from M.Moore. | |
| 2-10-MIA 46 | (4:59) (Shotgun) M.Moore pass incomplete short right to J.Landry. Dropped screen pass, receiver at MIA 44. | |
| 3-10-MIA 46 | (4:55) (Shotgun) M.Moore pass short right to J.Landry to MIA 49 for 3 yards (K.Seymour). Caught near sideline at MIA 49. | |
| 4-7-MIA 49 | (4:12) M.Darr punts 40 yards to BUF 11, Center-J.Denney, downed by MIA-T.Reilly. | |

Buffalo Bills at 4:00

| | | |
|--------------------|---|-----|
| 1-10-BUF 11 | (4:00) (Shotgun) L.McCoy right end to BUF 18 for 7 yards (M.Thomas, S.Paysinger). | |
| 2-3-BUF 18 | (3:28) (Shotgun) L.McCoy right guard to BUF 20 for 2 yards (B.Rambo, N.Suh). | |
| 3-1-BUF 20 | (2:55) M.Gillisle left end to BUF 45 for 25 yards (M.Thomas). | R22 |
| <u>1-10-BUF 45</u> | (2:17) (Shotgun) T.Taylor scrambles right end pushed ob at BUF 48 for 3 yards (J.Phillips). | |
| 2-7-BUF 48 | (2:09) (Shotgun) L.McCoy left tackle to MIA 41 for 11 yards (N.Hewitt). | R23 |

Two-Minute Warning

| | | |
|--------------------|---|-----|
| <u>1-10-MIA 41</u> | (2:00) T.Taylor pass deep right to R.Woods pushed ob at MIA 7 for 34 yards (B.Rambo). Flea-flicker, pass after pitch-back from L.McCoy. Caught at MIA 17, near sideline after crossing from middle. | P24 |
| <u>1-7-MIA 7</u> | (1:50) (Shotgun) L.McCoy left guard to MIA 8 for -1 yards (B.Rambo). Timeout #2 by MIA at 01:40. | |
| 2-8-MIA 8 | (1:40) (Shotgun) L.McCoy right guard to MIA 4 for 4 yards (B.Rambo). Timeout #3 by MIA at 01:32. | |
| 3-4-MIA 4 | (1:32) (Shotgun) T.Taylor left end to MIA 7 for -3 yards (B.Rambo; N.Hewitt). Designed rush, receivers in blocking mode. Timeout #1 by BUF at 01:25. | |
| 4-7-MIA 7 | (1:25) (Shotgun) T.Taylor pass short right to C.Clay for 7 yards, TOUCHDOWN. Caught 2 yds. into end zone. The Replay Official reviewed the pass completion ruling, and the play was Upheld. The ruling on the field was confirmed. D.Carpenter extra point is GOOD, Center-G.Sanborn, Holder-C.Schmidt. | P25 |

| |
|---|
| MIA 28 BUF 31, 10 plays, 89 yards, 2:40 drive, 13:40 elapsed |
|---|

D.Carpenter kicks 65 yards from BUF 35 to MIA 0. K.Drake to MIA 39 for 39 yards (N.Robey-Coleman).

Miami Dolphins vs Buffalo Bills at New Era Field

Miami Dolphins at 1:20, (1st play from scrimmage 1:11)

- 1-10-MIA 39 (1:11) (Shotgun) M.Moore pass incomplete short left to D.Parker. Underthrown, receiver at BUF 47, crossing to middle.
- 2-10-MIA 39 (1:07) (Shotgun) M.Moore pass deep middle to K.Stills to BUF 44 for 17 yards (P.Brown).
- 1-10-BUF 44 (:51) M.Moore spiked the ball to stop the clock.
- 2-10-BUF 44 (:51) (Shotgun) M.Moore pass incomplete short middle to D.Parker (L.Alexander). Pass tipped at line, receiver at BUF 31, crossing to middle.
- 3-10-BUF 44 (:46) (Shotgun) M.Moore pass short left to D.Williams to BUF 37 for 7 yards (P.Brown, J.Hughes). Caught along sideline at BUF 40.
- 4-3-BUF 37 (:10) **A.Franks 55 yard field goal is GOOD, Center-J.Denney, Holder-M.Darr.**

P18

MIA 31 BUF 31, 6 plays, 24 yards, 1:14 drive, 14:54 elapsed

A.Franks kicks 65 yards from MIA 35 to end zone, Touchback. Kick through end zone.

Buffalo Bills at 0:06

- 1-10-BUF 25 (:06) T.Taylor kneels to BUF 24 for -1 yards.
- End of regulation - 4.07 pm

END OF QUARTER

| | Score | Time Poss | First Downs | | | | Efficiencies | |
|----------------|-------|-----------|-------------|---|---|---|--------------|--------|
| | | | R | P | X | T | 3 Down | 4 Down |
| Miami Dolphins | 31 | 7:50 | 1 | 3 | 0 | 4 | 1/4 | 0/0 |
| Buffalo Bills | 31 | 7:10 | 4 | 3 | 1 | 8 | 1/4 | 1/1 |

Overtime

12/24/2016

Play By Play

BUF wins toss, elects to Receive, and MIA elects to defend the West goal.

A.Franks kicks 65 yards from MIA 35 to end zone, Touchback. Ball deflects off front pylon.

Buffalo Bills at 15:00

| | | |
|--------------------|--|-----|
| 1-10-BUF 25 | (15:00) (Shotgun) L.McCoy left tackle to BUF 23 for -2 yards (A.Branch). | |
| 2-12-BUF 23 | (14:27) (Shotgun) T.Taylor pass short left to C.Clay to BUF 34 for 11 yards (K.Alonso) [E.Mitchell]. Caught in flat at BUF 28. | |
| 3-1-BUF 34 | (13:49) J.Felton up the middle to BUF 35 for 1 yard (D.Butler). | R26 |
| <u>1-10-BUF 35</u> | (13:16) M.Gillislee right tackle pushed ob at MIA 30 for 35 yards (M.Thomas). | R27 |
| <u>1-10-MIA 30</u> | (12:40) (Shotgun) T.Taylor left tackle to MIA 31 for -1 yards (A.Branch). | |
| 2-11-MIA 31 | (12:05) (Shotgun) T.Taylor pass short right to S.Watkins to MIA 17 for 14 yards (X.Howard). Caught near sideline at MIA 17. The Replay Official reviewed the pass completion ruling, and the play was Upheld. The ruling on the field was confirmed. | P28 |
| <u>1-10-MIA 17</u> | (11:31) (Shotgun) L.McCoy up the middle to MIA 19 for -2 yards (D.Butler, E.Mitchell). | |
| 2-12-MIA 19 | (10:55) R.Bush left guard to MIA 27 for -8 yards (N.Hewitt). End-around, pitch-back from T.Taylor. | |
| 3-20-MIA 27 | (10:14) (Shotgun) T.Taylor pass incomplete deep right to M.Goodwin. Overthrown, receiver 3 yds. into end zone, along sideline. | |
| 4-20-MIA 27 | (10:08) D.Carpenter 45 yard field goal is No Good, Wide Right, Center-G.Sanborn, Holder-C.Schmidt. | |

Miami Dolphins at 10:03

| | | |
|----------------|---|-----|
| 1-10-MIA 35 | (10:03) J.Ajayi left guard to MIA 44 for 9 yards (S.Gilmore). BUF-S.Gilmore was injured during the play. S.Gilmore assisted off. | |
| 2-1-MIA 44 | (9:41) (Shotgun) K.Drake up the middle to 50 for 6 yards (P.Brown, M.Dareus). | R19 |
| <u>1-10-50</u> | (9:06) K.Drake left guard to BUF 48 for 2 yards (P.Brown, M.Dareus). | |
| 2-8-BUF 48 | (8:29) J.Ajayi up the middle to BUF 45 for 3 yards (L.Alexander, P.Brown). Timeout #1 by BUF at 08:03. | |
| 3-5-BUF 45 | (8:03) (Shotgun) M.Moore pass incomplete deep middle to D.Sims [L.Alexander]. Thrown wide of receiver at BUF 14. QB's arm hit upon throw. | |
| 4-5-BUF 45 | (7:57) M.Darr punts 41 yards to BUF 4, Center-J.Denney, downed by MIA-M.Gray. Ball saved by B.McCain at BUF 2 before being downed. | |

Buffalo Bills at 7:44

| | | |
|--------------------|---|-----|
| 1-10-BUF 4 | (7:44) L.McCoy left guard to BUF 10 for 6 yards (N.Hewitt). | |
| 2-4-BUF 10 | (7:14) (Shotgun) L.McCoy up the middle to BUF 15 for 5 yards (K.Alonso). | R29 |
| <u>1-10-BUF 15</u> | (6:42) L.McCoy up the middle to BUF 12 for -3 yards (M.Thomas). | |
| 2-13-BUF 12 | (6:07) (Shotgun) T.Taylor scrambles left tackle to BUF 17 for 5 yards (C.Wake). | |
| 3-8-BUF 17 | (5:21) (Shotgun) T.Taylor pass short left to C.Clay to BUF 33 for 16 yards (B.Rambo). Caught near sideline at BUF 25. | P30 |
| <u>1-10-BUF 33</u> | (4:46) Direct snap to M.Gillislee (T.Taylor at WR). (Shotgun) M.Gillislee right tackle to BUF 34 for 1 yard (J.Phillips). | |
| 2-9-BUF 34 | (4:20) (Shotgun) T.Taylor pass short left to S.Watkins pushed ob at BUF 41 for 7 yards (T.Lippett). Swing pass, caught near sideline at BUF 36. | |
| 3-2-BUF 41 | (4:13) (Shotgun) T.Taylor pass incomplete short right to R.Woods (N.Suh). Pass tipped at line. | |
| 4-2-BUF 41 | (4:09) C.Schmidt punts 44 yards to MIA 15, Center-G.Sanborn, fair catch by J.Landry. | |

Miami Dolphins at 4:00

| | | |
|--------------------|--|-----|
| 1-10-MIA 15 | (4:00) (Shotgun) J.Ajayi left tackle to BUF 28 for 57 yards (N.Robey-Coleman). | R20 |
| <u>1-10-BUF 28</u> | (3:12) (Shotgun) J.Ajayi up the middle to BUF 20 for 8 yards (C.Graham). | |
| 2-2-BUF 20 | (2:39) K.Drake left guard to BUF 17 for 3 yards (M.Dareus). | R21 |

Two-Minute Warning

| | | |
|--------------------|---|-----|
| <u>1-10-BUF 17</u> | (2:00) J.Ajayi left end pushed ob at BUF 13 for 4 yards (P.Brown). | |
| 2-6-BUF 13 | (1:55) J.Ajayi up the middle to BUF 7 for 6 yards (L.Douzable, P.Brown). MIA-J.Ajayi was injured during the play. J.Ajayi walks off. Timeout #1 by MIA at 01:39. Timeout charged by rule, due to injury inside two-minute warning. | R22 |
| <u>1-7-BUF 7</u> | (1:36) M.Moore kneels to BUF 8 for -1 yards. Timeout #2 by MIA at 00:51. | |
| 2-8-BUF 8 | (:51) A.Franks 27 yard field goal is GOOD, Center-J.Denney, Holder-M.Darr. End of game - 4.40 pm | |

| |
|---|
| MIA 34 BUF 31, 7 plays, 77 yards, 3:13 drive, 14:13 elapsed |
|---|

END OF QUARTER

| | Score | Time Poss | First Downs | | | | Efficiencies | |
|----------------|-------|-----------|-------------|---|---|---|--------------|--------|
| | | | R | P | X | T | 3 Down | 4 Down |
| Miami Dolphins | 34 | 5:32 | 4 | 0 | 0 | 4 | 0/1 | 0/0 |
| Buffalo Bills | 31 | 8:41 | 3 | 2 | 0 | 5 | 2/4 | 0/0 |

Miscellaneous Statistics Report

Miami Dolphins vs Buffalo Bills
12/24/2016 at New Era Field

Ten Longest Plays for Miami Dolphins

| Yards | Qtr | Play Start | Play Description |
|-------|-----|-------------|--|
| 57 | 5 | 1-10-MIA 15 | (4:00) (Shotgun) J.Ajayi left tackle to BUF 28 for 57 yards (N.Robey-Coleman). |
| 56 | 3 | 3-6-MIA 44 | (12:15) M.Moore pass short left to D.Parker for 56 yards, TOUCHDOWN. Caught at MIA 48, crossing from middle. |
| 45 | 2 | 2-3-BUF 45 | (13:45) (Shotgun) K.Drake left guard for 45 yards, TOUCHDOWN. |
| 44 | 3 | 3-3-MIA 32 | (5:23) (Shotgun) M.Moore pass short left to D.Williams to BUF 24 for 44 yards (C.Graham). Swing pass, caught at MIA 33. |
| 20 | 1 | 1-10-MIA 28 | (10:37) M.Moore pass short right to M.Gray to MIA 48 for 20 yards (C.Graham). Caught at MIA 36, crossing from middle. |
| 19 | 1 | 2-3-BUF 45 | (9:34) (Shotgun) J.Ajayi right tackle to BUF 26 for 19 yards (C.Graham). |
| 17 | 4 | 2-10-MIA 39 | (1:07) (Shotgun) M.Moore pass deep middle to K.Stills to BUF 44 for 17 yards (P.Brown). |
| 15 | 2 | 2-18-MIA 28 | (2:40) (Shotgun) M.Moore pass short right to J.Landry to MIA 43 for 15 yards (Z.Brown, C.Graham). Screen pass, caught at MIA 25. |
| 15 | 3 | 1-10-BUF 24 | (4:36) (Shotgun) M.Moore pass short middle to D.Parker to BUF 9 for 15 yards (C.Graham, S.Gilmore). Caught at BUF 15, slanting from left. |
| 12 | 1 | 3-11-BUF 27 | (8:02) (Shotgun) M.Moore pass short right to K.Stills pushed ob at BUF 15 for 12 yards (R.Darby). Caught along sideline at BUF 15. Buffalo challenged the pass completion ruling, and the play was Upheld. The ruling on the field was confirmed. (Timeout #1.) |

Ten Longest Plays for Buffalo Bills

| Yards | Qtr | Play Start | Play Description |
|-------|-----|-------------|--|
| 53 | 3 | 2-9-BUF 23 | (2:36) (Shotgun) T.Taylor pass deep right to S.Watkins to MIA 24 for 53 yards (B.Rambo). Caught near sideline at MIA 28. |
| 38 | 2 | 1-10-MIA 38 | (5:14) (Shotgun) T.Taylor pass deep right to S.Watkins for 38 yards, TOUCHDOWN. Caught 9 yds. into end zone. |
| 35 | 5 | 1-10-BUF 35 | (13:16) M.Gillislee right tackle pushed ob at MIA 30 for 35 yards (M.Thomas). |
| 34 | 4 | 1-10-MIA 41 | (2:00) T.Taylor pass deep right to R.Woods pushed ob at MIA 7 for 34 yards (B.Rambo). Flea-flicker, pass after pitch-back |
| 25 | 4 | 3-1-BUF 20 | (2:55) M.Gillislee left end to BUF 45 for 25 yards (M.Thomas). |
| 23 | 2 | 3-12-BUF 19 | (6:58) (Shotgun) T.Taylor scrambles left end pushed ob at BUF 42 for 23 yards (T.Lippett). |
| 20 | 2 | 3-15-BUF 32 | (11:21) (Shotgun) T.Taylor pass deep right to S.Watkins pushed ob at MIA 48 for 20 yards (X.Howard). Caught along sideline |
| 19 | 3 | 2-4-MIA 19 | (6:53) (Shotgun) L.McCoy up the middle for 19 yards, TOUCHDOWN. Key block: R.Incognito. |
| 18 | 3 | 2-4-MIA 18 | (1:18) (Shotgun) T.Taylor pass deep right to C.Clay for 18 yards, TOUCHDOWN. MIA-I.Abdul-Quddus was injured during the |
| 16 | 4 | 1-10-BUF 49 | (9:40) (Shotgun) T.Taylor pass deep left to M.Goodwin ran ob at MIA 35 for 16 yards [A.Branch]. Caught along sideline at |

Touchdown Scoring Information

| | | Offense | Defense | Special Teams |
|---------|----------------|---------|---------|---------------|
| VISITOR | Miami Dolphins | 4 | 0 | 0 |
| HOME | Buffalo Bills | 4 | 0 | 0 |

Player Scoring Information

| Club | Player | TD | Rush TD | Rec TD | KO TD | Punt TD | Int TD | Fum TD | Misc TD | FG | XP | 2Pt Rush | 2Pt Rec | Sfty | Points |
|------|-------------|----|---------|--------|-------|---------|--------|--------|---------|----|----|----------|---------|------|--------|
| MIA | A.Franks | 0 | 0 | 0 | 0 | 0 | 0 | 0 | 0 | 2 | 4 | 0 | 0 | 0 | 10 |
| MIA | K.Drake | 0 | 1 | 0 | 0 | 0 | 0 | 0 | 0 | 0 | 0 | 0 | 0 | 0 | 6 |
| MIA | J.Ajayi | 0 | 1 | 0 | 0 | 0 | 0 | 0 | 0 | 0 | 0 | 0 | 0 | 0 | 6 |
| MIA | K.Stills | 0 | 0 | 1 | 0 | 0 | 0 | 0 | 0 | 0 | 0 | 0 | 0 | 0 | 6 |
| MIA | D.Parker | 0 | 0 | 1 | 0 | 0 | 0 | 0 | 0 | 0 | 0 | 0 | 0 | 0 | 6 |
| BUF | C.Clay | 0 | 0 | 2 | 0 | 0 | 0 | 0 | 0 | 0 | 0 | 0 | 0 | 0 | 12 |
| BUF | D.Carpenter | 0 | 0 | 0 | 0 | 0 | 0 | 0 | 0 | 1 | 4 | 0 | 0 | 0 | 7 |
| BUF | L.McCoy | 0 | 1 | 0 | 0 | 0 | 0 | 0 | 0 | 0 | 0 | 0 | 0 | 0 | 6 |
| BUF | S.Watkins | 0 | 0 | 1 | 0 | 0 | 0 | 0 | 0 | 0 | 0 | 0 | 0 | 0 | 6 |

Possession Detail

| | First Half | | Second Half | | Game | |
|-----------------------------|------------|-------|-------------|-------|---------|-------|
| | Visitor | Home | Visitor | Home | Visitor | Home |
| Largest Lead | 14 | 0 | 14 | 3 | 14 | 3 |
| Drives Leading | 4 | 0 | 4 | 0 | 8 | 0 |
| Time of Possession Leading | 6:55 | 0:00 | 14:15 | 0:00 | 21:10 | 0:00 |
| Largest Deficit | 0 | -14 | -3 | -14 | -3 | -14 |
| Drives Trailing | 0 | 5 | 1 | 4 | 1 | 9 |
| Time of Possession Trailing | 0:00 | 14:29 | 1:14 | 14:25 | 1:14 | 28:54 |
| Times Score Tied Up | | 0 | | 1 | | 1 |
| Lead Changes | | 1 | | 2 | | 3 |

Playtime Percentage

Percent of playtime per player on offense, defense and special teams

| Miami Dolphins | | | | | Buffalo Bills | | | | |
|----------------|----|---------|---------|---------------|---------------|----|---------|---------|---------------|
| | | Offense | Defense | Special Teams | | | Offense | Defense | Special Teams |
| J Bushrod | T | 69 100% | | 7 19% | R Incognito | G | 93 100% | | 7 19% |
| K Urbik | C | 69 100% | | 7 19% | J Mills | T | 93 100% | | 7 19% |
| D Sims | TE | 69 100% | | 7 19% | C Kouandjio | T | 93 100% | | 7 19% |
| J James | T | 69 100% | | 7 19% | R Groy | G | 93 100% | | 7 19% |
| L Tunsil | T | 69 100% | | 7 19% | J Miller | G | 93 100% | | 7 19% |
| M Moore | QB | 69 100% | | | T Taylor | QB | 93 100% | | |
| B Albert | T | 69 100% | | | C Clay | TE | 88 95% | | |
| J Landry | WR | 66 96% | | 4 11% | S Watkins | WR | 84 90% | | |
| K Stills | WR | 59 86% | | | R Woods | WR | 79 85% | | |
| D Parker | WR | 53 77% | | | L McCoy | RB | 70 75% | | |
| J Ajayi | RB | 52 75% | | | J Felton | FB | 44 47% | | 7 19% |
| S Young | T | 15 22% | | 7 19% | M Goodwin | WR | 33 35% | | |
| M Gray | TE | 13 19% | | 13 36% | N O'Leary | TE | 29 31% | | 23 64% |
| D Williams | RB | 11 16% | | 21 58% | M Gillislee | RB | 20 22% | | 7 19% |
| K Drake | RB | 7 10% | | 16 44% | B Tate | WR | 6 6% | | 18 50% |
| T Lippett | CB | | 93 100% | 11 31% | R Bush | RB | 5 5% | | |
| K Alonso | LB | | 93 100% | 1 3% | J Hunter | WR | 4 4% | | |
| X Howard | CB | | 92 99% | 1 3% | J Williams | RB | 3 3% | | 12 33% |
| N Suh | DT | | 75 81% | 8 22% | P Brown | LB | | 69 100% | 5 14% |
| M Thomas | FS | | 70 75% | 29 81% | C Graham | FS | | 68 99% | 11 31% |
| A Branch | DE | | 70 75% | 8 22% | R Darby | CB | | 68 99% | 10 28% |
| B Rambo | SS | | 62 67% | 8 22% | L Alexander | LB | | 66 96% | 22 61% |
| D Butler | LB | | 60 65% | | Z Brown | LB | | 62 90% | 13 36% |
| E Mitchell | DT | | 58 62% | 8 22% | M Dareus | DT | | 62 90% | 6 17% |
| N Hewitt | LB | | 57 61% | 26 72% | S Gilmore | CB | | 58 84% | 6 17% |
| I Abdul-Quddus | FS | | 54 58% | | K Williams | DT | | 56 81% | 7 19% |
| C Wake | DE | | 48 52% | | C White | CB | | 48 70% | 19 53% |
| J Jones | DE | | 36 39% | 8 22% | J Hughes | LB | | 47 68% | 1 3% |
| T Fede | DE | | 34 37% | 10 28% | N Robey | CB | | 43 62% | 8 22% |
| S Paysinger | LB | | 33 35% | 19 53% | L Douzable | DE | | 31 45% | 13 36% |
| B McCain | CB | | 33 35% | 12 33% | A Washington | DT | | 24 35% | 6 17% |
| J Phillips | DT | | 29 31% | 7 19% | R Humber | LB | | 19 28% | 28 78% |
| N Williams | DE | | 14 15% | | S Lawson | DE | | 16 23% | 1 3% |
| M Williams | DE | | 13 14% | | K Seymour | CB | | 14 20% | 15 42% |
| W Aikens | SS | | | 28 78% | S Brown | FS | | 2 3% | 28 78% |
| L Pitts | CB | | | 27 75% | J Meeks | SS | | 2 3% | 22 61% |
| M Hull | LB | | | 21 58% | D Coleman | DT | | 2 3% | |
| A Franks | K | | | 14 39% | M Roberson | CB | | 1 1% | 8 22% |
| M Darr | P | | | 12 33% | S Gary | FS | | | 22 61% |
| J Denney | LS | | | 12 33% | D Carpenter | K | | | 13 36% |
| T Reilly | LB | | | 11 31% | G Sanborn | LS | | | 11 31% |
| A Steen | G | | | 7 19% | C Schmidt | P | | | 11 31% |
| J Grant | WR | | | 6 17% | M Ola | T | | | 7 19% |
| R Scott | WR | | | 6 17% | | | | | |