SEATTLE SEAHAWKS

NEWS RELEASE

December 12, 2016

Seahawks Return to Prime Time Hosting the L.A. Rams on Color Rush Thursday Night Football

LOS ANGELES Rams

Seahawks vs. Rams
Thursday, December 15
5:25 p.m. (PT), NBC/NFL/Twitter
CenturyLink Field

SEATTLE SEAHAWKS

2016 Schedule

Preseason (3-1)

Day	Date	Opponent	Time (PT)	TV
Sat.	8/13	at Kansas City	W	17-16
Thu.	8/18	Minnesota	L	18-11
Thu.	8/25	Dallas	W	27-17
Thu.	9/1	at Oakland	W	23-21

Regular Season (8-4-1)

Day	Date	Opponent	Time (PT)	TV
Sun.	9/11	Miami	W	12-10
Sun.	9/18	at Los Angeles	L	9-3
Sun.	9/25	San Francisco	W	37-18
Sun.	10/2	at N.Y. Jets	W	27-17
Sun.	10/9	Bye Week		
Sun.	10/16	Atlanta	W	26-24
Sun.	10/23	at Arizona	T (ot)	6-6
Sun.	10/30	at New Orleans	L	25-20
Mon.	11/7	Buffalo	W	31-25
Sun.	11/13	at New England	W	31-24
Sun.	11/20	Philadelphia	W	26-15
Sun.	11/27	at Tampa Bay	L	14-5
Sun.	12/4	Carolina	W	40-7
Sun.	12/11	at Green Bay	L	38-10
Thu.	12/15	Los Angeles	5:25 p.m.	NBC/NFL
Sat.	12/24	Arizona	1:25 p.m.	FOX
Sun.	1/1/17	at San Francisco*	1:25 p.m.	FOX

*Game time subject to NFL Flexible Scheduling

Table of Contents

Page	Note
2	What to Look for vs. Los Angeles
3	Series vs. Los Angeles
4-6	Team Notes
7	Seahawks in Prime Time
8-9	Team Notes
10-12	Russell Wilson
13-16	Player Notes (by jersey number)
16	Special Teams Notes
11-12	Seahawks in prime time, Team Notes
17	Pete Carroll
18	Paul Allen's 20th Season as Chairman
19	Kenny Easley for Pro Football Hall of Fame
20-21	Statistics
22-25	Transactions, Participation Chart, How Built
26-28	Rosters, Depth Chart, Pronunciation Guide

Winners of 27, with one tie, of their last 39 games, 50, with one tie, of their last 69, and 59, with one tie, of their last 85 dating back to the final half of the 2011 season, Seattle is 18-3-1 in prime time games, **outscoring opponents 557-295**, while posting an 11-1 mark at home in prime time since 2010.

Seattle **leads the NFL with a 32-8 record** in regular season games during the months of November - January.

The **Seahawks have averaged 163.8 rushing yards per game** in the last four weeks and posted a season-high 240 rushing yards vs. Carolina's second-ranked rush defense on December 4.

Broadcast Information

Television	NBC/NFL Network (channel 5 in Seattle) Twitter	Al Michaels (play-by-play) Cris Collinsworth (analyst) Heather Cox (sidelines)
National Radio	Westwood One	Kevin Kugler (play-by-play) Mike Holmgren (analyst)
Local Radio	710 ESPN Seattle KIRO Radio 97.3	Steve Raible (play-by-play) Warren Moon (analyst) Jen Mueller (sidelines)

This Week's Schedule

Monday, December 12
- 2:15 p.m. Head Coach Pete Carroll press conference
- 2:30 p.m. Open locker room

Tuesday, December 13
- 10:20 a.m. Rams Interim Head Coach John Fassel conference call
- 12:30 p.m. Rams player conference call
  QB Russell Wilson available
- 12:45 p.m. CB Richard Sherman available; open locker room
- 1:45 p.m. Practice*
  OC Darrell Bevell, DC Kris Richard, coaches available

Wednesday, December 14
- 11:15 a.m. Practice*
- 12:15 p.m. Coach Carroll available; open locker room

Thursday, December 15
- 5:25 p.m. Seahawks vs. Rams

Friday, December 16
- Noon Head Coach Pete Carroll press conference
  Players day off

Sat. - Sun., December 17 - 18
  Players day off

**Local TV cameras may shoot the first 5-10 minutes of practice*

What to Look for

Team

* Needs two more home wins for its fourth undefeated home season in franchise history (2003, 2005, 2012).
* Seattle's 83.4 opponent passer rating ranks fourth in the NFC (6th NFL).
* Seattle's NFL-record streak of not losing by more than 10 points in 85 regular season games (95 games including playoffs) ended at Green Bay (12/11).
* Seattle's NFL-record streak of 88 regular season games (98 games including playoffs) where it had led or been within one score in the fourth quarter came to an end at Tampa Bay (11/27).
* Seattle has led the NFL in points allowed during a span of unprecedented combined scoring numbers in league history. Last season's 11,680 combined points scored in games was the second-most in NFL history, while the Seahawks led the league in scoring defense for the fourth-consecutive season... **this season Seattle ranks fourth in scoring defense, allowing 232 points (17.8 ppg).**

Pete Carroll

* With the win vs. Philadelphia (11/20), became the 39th head coach in NFL history to reach 100 regular season wins.

Cliff Avril - Houses for Haiti

* With every sack recorded, he is donating money to New Story Charity to build a house in Haiti for the communities that were affected by Hurricane Matthew.
* Needs one more sack to tie his career-high of 11.0.
* Needs 6.5 more sacks to tie the franchise-record for most sacks in a single-season (16.5, Michael Sinclair in 1998).

Doug Baldwin

* Needs five more catches for a single-season career-high of 79.
* Needs 122 yards to become the fifth-player in club history to record back-to-back 1,000-yard seasons.

Back-to-Back 1,000-Yard Seasons, Club History

Darrell Jackson	2003-04
Joey Galloway	1997-98
Brian Blades	1994-95
Steve Largent	1978-81, 1983-86

* Needs 156 yards to move in to fourth-place on Seattle's all-time receiving yards list with 4,860.
* At Los Angeles (9/18), passed Joey Galloway for sixth-place on Seattle's all-time receptions list (currently has 348).
* Needs one touchdown to move in to fifth-place on Seattle's all-time receiving touchdowns list with 35.
* Needs one touchdown to move in to tenth-place on Seattle's all-time total touchdowns list with 35.
* Needs three more receiving touchdowns to tie for third-place on Seattle's all-time receiving touchdowns list with 37 (Joey Galloway) and four more to rank third with 38.

Michael Bennett

* Needs 1.0 sack to move in to tenth-place on Seattle's all-time sacks list with 29.5.

Steven Hauschka

* With a field goal this Thursday, he will have made at least one field goal in 17 straight games, extending his franchise-record.
* His 169 field goals made for Seattle are a franchise-record.
* With his points at Green Bay (12/11), he has scored in 91 consecutive games, a franchise-record.

Jon Ryan

* Has played in 140 consecutive games for Seattle, a club-record.

Richard Sherman

* Tied for second in the NFC (T5th NFL) with four interceptions.
* Needs two interceptions to tie Kenny Easley for fourth-place on Seattle's all-time interceptions list with 32.

Bobby Wagner

* Needs 15 tackles to set the franchise single-season mark with 154 tackles.
* With 15 tackles vs. Philadelphia (11/20), became the the first player in Seattle history to record 100-tackles in five consecutive seasons.
* Leads the NFL with 139 tackles (75 solo).

Russell Wilson

* Since becoming a Day 1 starter his rookie season, and not missing a start, Wilson became the fastest quarterback to win 50 games in NFL history.
* With a win this weekend, Wilson will move in to second-place for most wins by a quarterback in his first five seasons with 55 wins (playing in only his 78th game).

Most Wins in a QB's First Five Seasons

Matt Ryan, Atl	56
Russell Wilson, Sea	**54**
Joe Flacco, Bal	54
Ben Roethlisberger, Pit	51
Andy Dalton, Cin	50
Tom Brady, NE	48
Dan Marino, Mia	48

* With a start this Thursday, he will have started every game played with 88 (78 regular season, 10 postseason).
* Facing San Francisco (9/24), passed Jim Zorn for third-place on Seattle's all-time touchdown passes list (currently has 119).
* Ranks eighth on Seattle's all-time rushing yards list with 2,637 yards.
* At New England (11/13), threw for 348 yards with three touchdowns and no interceptions, giving him 27 games with multiple touchdown passes and no interceptions, the most by a player in his first five seasons in NFL history.

Series vs. Los Angeles

Regular Season: Seahawks lead 21-15

October 31, 1976	L	@	45-6	52,035
November 4, 1979	L		24-0	62,048
September 23, 1985	L		35-24	63,292
October 23, 1988	L	@	31-10	57,033
December 22, 1991	W		23-9	51,100
October 19, 1997	W	@	17-9	64,819
September 10, 2000	L	+	37-34	64,869
October 20, 2002	L	@	37-20	65,931
December 22, 2002	W		30-10	63,953
September 21, 2003	W		24-23	65,841
December 14, 2003	L	@	27-22	66,152
October 10, 2004	L		33-27 ot	66,940
November 14, 2004	L	@	23-12	66,044
October 9, 2005	W	@	37-31	65,707
November 13, 2005	W		31-16	67,192
October 15, 2006	W	@	30-28	65,592
November 12, 2006	W		24-22	68,175
October 21, 2007	W		33-6	68,164
November 25, 2007	W	@	24-19	65,423
September 21, 2008	W		37-13	68,012
December 14, 2008	W	@	23-20	56,123
September 13, 2009	W		28-0	67,610
November 29, 2009	W	@	27-17	47,475
October 3, 2010	L	@	20-3	52,326
January 2, 2011	W		16-6	67,325
November 20, 2011	W	@	24-7	56,400
December 12, 2011	W		30-13	66,577
September 30, 2012	L	@	19-13	53,193
December 30, 2012	W		20-13	67,936
October 28, 2013	W	@	14-9	55,966
December 29, 2013	W		27-9	68,264
October 19, 2014	L	@	28-26	57,855
December 28, 2014	W		20-6	68,453
September 13, 2015	L	@	34-31 ot	51,792
December 27, 2015	L		23-17	69,080
September 18, 2016	L	@	9-3	91,046

+Husky Stadium

Record in Seattle 13-5
- Kingdome 1-2
- Husky Stadium 0-1
- CenturyLink Field 12-2

Record at Rams 8-10
- L.A. Coliseum 0-2
- Anaheim Stadium 0-1
- Edward Jones Dome 8-7

Current Streaks . . . . . Los Angeles has won three in a row

Longest Win Streaks
- Seahawks 10, 2005-10
- Rams 4, 1976-88

Last Game Played in...
- Seattle . . . . . Rams 23, Seahawks 17 (12/27/15)
- Los Angeles . . . . . Rams 9, Seahawks 3 (9/18/16)

Total Points in Series
- Seahawks 787 (21.9)
- Rams 711 (19.8)

Largest Margin of Victory
- Seahawks . . . . . 28 points, 28-0 (9/13/09)
- Rams . . . . . 39 points, 45-6 (10/31/76)

Combined Points
- Highest . . . . . 71 (Rams win 37-34 on 9/10/00)
- Lowest . . . . . 12 (Rams win 9-3 on 9/18/16)

Shutouts
- Seahawks 28-0 (9/13/09)
- Rams 24-0 (11/4/79)

Pete Carroll vs. Rams (Regular Season) 7-7
- With Seattle 7-6
- With New England 0-1

Head-to-Head Comparison

2016 Regular Season	Seahawks	Rams
Record	8-4-1	4-9
Total Yards Gained	4,649	3,720
Total Offense (NFL Rank)	357.6 (13)	286.2 (32)
Rush Offense	104.2 (19)	81.1 (30)
Pass Offense	253.5 (12)	205.1 (29)
Points Per Game	21.1 (22)	14.9 (32)
Total Yards Allowed	4,293	4,426
Total Defense	330.2 (8)	340.5 (10)
Rush Defense	98.8 (13)	110.3 (20)
Pass Defense	231.5 (10)	230.2 (9)
Points Allowed/Game	17.8 (4)	23.4 (19)
Possession Avg.	29:04	29:19
Sacked/Yds. Lost	32/248	34/247
Sacks Made/Yds. Lost	32/209	24/178
Interceptions By	11	6
Penalties/Yds.	95/810	104/909
Punts/Avg.	61/44.1	79/47.6
Turnover Differential	0 (T19)	-11 (30)

2016 Stat Leaders

	Seahawks	Rams
Rushing	Thomas Rawls	Todd Gurley
	293 (72-4.1-2)	740 (227-3.3-5)
Passing	Russell Wilson	Jared Goff
	3,382 (443-286-13-10-88.1)	744 (136-75-4-5-65.3)
Receiving	Doug Baldwin	Kenny Britt
	878 (74-11.9-5)	937 (63-14.9-5)
Scoring	Baldwin & Graham	Britt & Gurley
(Non kicker)	30	30
Sacks	Cliff Avril	Aaron Donald
	10.0	7.0
Int.	Richard Sherman	Mark Barron
	4	2
Punting	Jon Ryan	Johnny Hekker
	44.8/39.9 net (22 In20)	47.6/46.1 net (46 In20)
Kicking	Steven Hauschka	Greg Zuerlein
	104 (27/30 FG, 23/27 PAT)	68 (16/19 FG, 20/20 PAT)

Top Single-Game Performances

	Seahawks	Rams
Rushing	Shaun Alexander	Marshall Faulk
Yards	22-176-8.0-0	32-183-5.7-3
	11/14/04	10/20/02
Passing	Russell Wilson	Kurt Warner
Yards	36-23-313-2-0	47-35-386-1-1
	10/19/14	9/10/00
Receiving	Koren Robinson	Torry Holt
Yards	3-166-55.3-1	8-154-19.3-3
	10/20/02	10/15/06

John Fassel vs. Seahawks (Regular Season) 0-0
- With Los Angeles 0-0

120 Consecutive Sell Outs

Since the Seahawks trip to Super Bowl XL, NFC West crowns from 2004-07, 2010 and 2013-14, a Super Bowl XLVIII championship and Super Bowl XLIX appearance, Seattle's fans do not want to miss out on seeing their team in action. Since 2003, all but one game has sold out, giving the team 120 consecutive sell outs following Week 15 of the 2016 season, including playoffs.

Fans set the CenturyLink Field attendance record (69,190) in Week 11 vs. Philadelphia (11/20).

For the third-consecutive year, Seattle posted at least a 99.5% season ticket renewal rate while selling all 61,000 available season tickets.

Training Camp presented by Safeway practices open to the public also sold out. In all, more than 34,000 fans attended the team's 12 open camp sessions.

153 False Starts at Home

Armed with the loudest fans in the NFL, CenturyLink Field and the 12s lead the NFL with 153 false start penalties since the 2005 season.

Opponent False Start Penalties at Home (2005-current)

	Games	Penalties	Average
Seattle Seahawks	**94**	**153**	**1.63**
Arizona Cardinals	87	146	1.68
Philadelphia Eagles	94	142	1.51
Detroit Lions	95	136	1.43
Houston Texans	94	135	1.44

84-34 NFC Home Record Since 2002

One thing that has been a constant from the early days of the Kingdome through the championship years of CenturyLink Field is that the 12s have given that extra edge to the Seahawks when playing in the Puget Sound.

Seattle has the NFC's best home winning percentage since moving to the NFC in 2002 with an 84-34 record, and is one of two teams with 80-plus wins during that span.

NFC Best Home Record Since 2002

Team	Record	Pct.
Seattle	**84-34**	**.712**
Green Bay	84-34-1	.710
Minnesota	75-43	.636
Arizona	71-47-1	.601
Atlanta	70-48	.593
Philadelphia	69-49	.585
Carolina	68-51	.571
Dallas	67-51	.568
New Orleans	67-52	.563
Chicago	65-53	.551

1,548 Roster Transactions Since 2010; 27 Undrafted Players on 53-Man Roster

Since forming their relationship in 2010, General Manager John Schneider and Pete Carroll have put together the NFL's most competitive, deep and talented roster over the last seven seasons. Always competing to uncover players that fit the team's mindset, Seattle has made roughly 1,548 roster moves since 2010.

As a result of the numerous transactions, **Seattle has had 176 players play at least one NFL game, and 109 play at least 10 games** after being released, traded or un-signed after their time with Seattle since 2010.

Of the 53 players on Seattle's roster, 27 originally entered the league as undrafted free agents (16 with Seattle) and the remaining 26 were drafted (one in the first-round, five in the second-round, nine in the third-round, four in the fourth-round, four in the fifth-round, and three in the sixth-round), including 21 drafted by Seattle (exceptions: Avril, Graham, Jenkins, Moore, Rubin).

Teams with the Most Undrafted Players

Seattle	**27**
Carolina	22
Indianapolis	21
San Diego	21
Chicago	19
Houston	19
Jacksonville	19
Oakland	19
New Orleans	19
Tampa Bay	19

11th-Youngest NFL Roster

The Seahawks have the 11th-youngest NFL roster after finishing last season as the 18th-youngest (26 years, 340 days).

Youngest NFL Rosters

Team	Years	Days
Cleveland	25	263
Los Angeles	25	269
Jacksonville	25	287
Chicago	26	47
Green Bay	26	47
Kansas City	26	96
Tampa Bay	26	113
Denver	26	134
N.Y. Jets	26	163
San Diego	26	195
Seattle	**26**	**224**

NFL-Record 95 Straight Games of Not Losing by More than 10 Points Ends

Seattle's NFL-record streak of not losing by more than 10 points in 85 regular season games (95 games including playoffs) ended at Green Bay (12/11).

The Seahawks largest defeat from Week 9 (11/6/11) of 2011 two Week 2 of 2015 was a 10-point loss at Green Bay (9/20/15), **a span of 57 games (65 including playoffs)**.

Largest Defeats Since Week 9 of 2011

Deficit	Score	Opponent	Date
28	**38-10**	**at Green Bay**	**12/11/16**
10	27-17	at Green Bay	9/20/15
9	**14-5**	**at Tampa Bay**	**11/27/16**
9	30-21	at San Diego	9/14/14
7*	31-24	at Carolina	1/17/16
7	39-32	vs. Arizona	11/15/15
7	30-23	vs. Dallas	10/12/14
7	17-10	vs. Arizona	12/22/13
7	13-6	at San Francisco	10/18/12

* NFC Divisional Playoff

59-25-1 Record in Last 85 Games

Seattle has compiled a 59-25-1 record since the final half of the 2011 regular season and in those 25 losses, the average margin of victory for the opponent has been 6.1 points (153 points).

NFL-Record 98 Straight Games Within One Score in the 4th Quarter Ends

Seattle's NFL-record streak of 88 regular season games (98 games including playoffs) where it has led or been within one score in the fourth quarter came to an end at Tampa Bay (11/27).

The previous time the Seahawks were not in the lead or within a score in the fourth quarter was at Pittsburgh (9/18/11), a 24-0 loss.

Seattle's NFL-record of holding **a lead at some point in 62 straight games** was snapped vs. St. Louis (12/27/15) last season.

4-Time Defending Leaders in Scoring Defense

Seattle has **led the NFL in scoring defense for four consecutive seasons** (2012-15), becoming the first defense in the Super Bowl era to accomplish that feat.

Cleveland led the league in scoring defense for a record five-straight seasons from 1953-57 in 12-game seasons.

Leading the NFL in Fewest Points Allowed for Four Straight Seasons, NFL History

Years	Team	PPG Avgs.
1953-57*	Cleveland Browns	13.5, 13.5, 18.2, 14.8, 14.3
2012-15	Seattle Seahawks	15.3, 14.4, 15.9, 17.3

* 12-game season

4 Years of Defensive Consistency; Top-5 Offense in 2015

Seattle has led the NFL in points allowed during a span of unprecedented combined scoring numbers in league history. Last season's 11,680 combined points scored in games was the second-most in NFL history.

On the offensive side of the ball, Seattle's **fourth-ranked offense set the franchise-record with 6,058 yards last season** (378.6 per game), breaking 2014's mark of 6,012 yards. It was the fourth-time in franchise history, first since 2005, with a top-5 offense and Seattle's 26.4 points per game tied for fourth in the NFL, marking the fourth time in franchise history with a top-5 scoring offense, first since 2005. Seattle's 423 points last season were the **second-most in franchise history** (2005).

Seahawks	2012	2013	2014	2015
Record	11-5	13-3	12-4	10-6
Total Yards Gained	5,610	5,424	6,012	6,058
Total Offense (NFL Rank)	350.6 (17)	339.0 (17)	375.8 (9)	378.6 (4)
Rush Offense	161.2 (3)	136.8 (4)	172.6 (1)	141.8 (3)
Pass Offense	189.4 (27)	202.3 (26)	203.1 (27)	236.9 (20)
Points Per Game	25.8 (9)	26.1 (T8)	24.6 (10)	26.4 (T4)
Total Yards Allowed	4,899	4,378	4,274	4,668
Total Defense	306.2 (4)	273.6 (1)	267.1 (1)	291.8 (2)
Rush Defense	103.1 (10)	101.6 (T7)	81.5 (3)	81.5 (1)
Pass Defense	203.1 (6)	172.0 (1)	185.6 (1)	210.3 (2)
Points Allowed/Game	15.3 (1)	14.4 (1)	15.9 (1)	17.3 (1)
Possession Avg.	31:36	29:57	32:11	31:40
Sacked/Yds. Lost	33/203	44/272	42/242	46/271
Sacks Made/Yds. Lost	36/247	44/298	37/234	37/255
Interceptions By	18	28	13	14
Penalties/Yds.	110/890	128/1,183	130/1,009	117/1,007
Punts/Avg.	65/45.6	76/41.6	62/43.4	68/45.7
Turnover Differential	+13 (T5)	+20 (1)	+10 (4)	+7 (T5)

9 TDs Allowed When Down 7+ Points

Seattle's dominant defense rises to the occasion when trailing by seven-plus points to give the offense the opportunity to win ball games by creating turnovers, goal-line stands and forcing field goals by the opposition.

Fewest Total TDs Allowed Since 2012 When Trailing by 7+ Points

Seattle	**9**
New England	14
Denver	25

Fewest Rushing & Passing TDs Allowed Since 2012 When Trailing by 7+ Points

Seattle	**8**
New England	11
Cincinnati	19

12,907 Team Rushing Yards Since '11

Seattle leads the NFL with 12,907 team rushing yards since 2011 and has rushed for 100 or more team rushing yards in 68 of its last 86 games.

Seattle's franchise-record 25-game streak of 100-plus rushing yards was snapped vs. St. Louis (12/27/15).

Most Team Rushing Yards Since 2011, NFL

Team	Yards
Seattle	**12,907**
Buffalo	12,369
Carolina	12,259
San Francisco	12,236
Minnesota	12,002

32 Team Sacks (T6th NFC, T9th NFL)

Seattle has two of the top sack leaders in the NFL in Cliff Avril (10.0, 4th NFC, T6th NFL) and Frank Clark (7.5, T20th NFL). Their sacks have helped Seattle rank ninth in the NFL with 32.0 sacks this year.

Most Team Sacks, NFL

Team	Sacks
Carolina	39.0
Denver	38.0
Minnesota	35.0
Washington	34.0
Chicago	33.0
Green Bay	33.0
Buffalo	33.0
Tennessee	33.0
Seattle	**32.0**
Arizona	32.0

32-8 Nov. - Jan. Record Since 2012

Seattle's 32-8 regular season record in the months of November, December and January since 2012 is the best in the NFL.

Best Nov. - Jan. Regular Season Record Since 2012

Team	W	L	Pct.
Seattle	**32**	**8**	**.800**
Carolina	30	11	.732
New England	27	10	.730
Denver	29	12	.707

43-10 When Winning the T.O. Battle

Since 2010, Seattle is 43-10 when winning the turnover battle. It led the NFL in 2013 with 39 takeaways and a +20 differential, ranked fourth in the league in 2014 at +10 and finished last season tied for fifth at +7.

Seattle Record when Winning the Turnover Battle

Year	Record
2010	4-0
2011	6-2
2012	7-1
2013	10-1
2014	6-2
2015	4-4
2016	6-0
Totals	**43-10**

Turnover Differential Since 2011, NFL

	Take-aways			Give-aways			
Team	**Int**	**Fum**	**Total**	**Int**	**Fum**	**Total**	**Diff**
New England	95	68	163	49	39	88	+75
Seattle	**106**	**58**	**164**	**59**	**47**	**106**	**+58**
Green Bay	107	43	150	54	48	102	+48
San Francisco	95	56	151	52	51	103	+48
Carolina	98	66	164	78	52	130	+34

18-12-1 Road Record Since 2013

Seattle is 18-12-1 in its last 31 road games dating back to 2013 and posted an 8-6 record in its last 14 10 a.m. (PT) kickoff starts.

The Seahawks posted a franchise-best 6-2 road record in 2013 and 5-3 records in each of the last two seasons.

Best Road Records in Franchise History

Record	Year
6-2	2013
5-3	2015
5-3	2014
5-3	2005
5-3	1984
4-4	12 times

Prime Time

23-8 on Monday Night Football

Seattle is 23-8 all-time in Monday night play and currently has an 11-game winning streak on Mondays. Its .742 winning percentage to start the work week ranks first all-time in the NFL.

The Seahawks are 17-5 at home and have outscored opponents 279-117 in their last 11 appearances, including three shutouts.

Best All-Time Winning %, Monday Night Football

Seattle	**23-8**	**.742**
San Francisco	48-25	.658
Pittsburgh	44-24	.647
Indianapolis	23-16	.590
Oakland	38-27-1	.583

Seahawks on Monday Night Football (23-8)

Oct. 29, 1979	W	31-28	at Atlanta
Nov. 26, 1979	W	30-7	N.Y. Jets
Nov. 17, 1980	L	19-17	Oakland
Nov. 16, 1981	W	44-23	San Diego
Oct. 29, 1984	W	24-0	at San Diego
Nov. 12, 1984	W	17-14	L.A. Raiders
Sept. 23, 1985	L	35-24	L.A. Rams
Nov. 25, 1985	L	19-6	at San Francisco
Oct. 6, 1986	W	33-7	San Diego
Dec. 8, 1986	W	37-0	L.A. Raiders
Nov. 9, 1987	L	30-14	at N.Y. Jets
Nov. 30, 1987	L	37-14	L.A. Raiders
Nov. 28, 1988	W	35-27	L.A. Raiders
Dec. 4, 1989	W	17-16	Buffalo
Oct. 1, 1990	W	31-16	Cincinnati
Nov. 30, 1992	W (ot)	16-13	Denver
Nov. 1, 1999	W	27-7	at Green Bay
Oct. 2, 2000	L	24-17	at Kansas City
Oct. 14, 2002	L	28-21	San Francisco
Dec. 6, 2004	L	43-39	Dallas
Dec. 5, 2005	W	42-0	at Philadelphia
Nov. 6, 2006	W	16-0	Oakland
Nov. 27, 2006	W	34-24	Green Bay
Nov. 12, 2007	W	24-0	San Francisco
Dec. 12, 2011	W	30-13	St. Louis
Sept. 24, 2012	W	14-12	Green Bay
Oct. 28, 2013	W	14-9	at St. Louis
Dec. 2, 2013	W	34-7	New Orleans
Oct. 6, 2014	W	27-17	at Washington
Oct. 5, 2015	W	13-10	Detroit
Nov. 7, 2016	W	31-25	Buffalo

11 Straight Wins on Monday Night Football

Seattle defeated Buffalo, 31-25, on Monday Night Football (11/7), its 11th-consecutive win on Mondays. Its 11-game winning streak on MNF ranks as the second-longest streak since 1970 (Raiders, 14).

Most consecutive Monday Night Football wins since 1970

Dates	Team	Wins
9/22/75 - 12/7/81	Oakland	14
12/5/05 - present	**Seattle**	**11**
11/24/08 - 9/30/13	New Orleans	9
12/2/96 - 9/27/99	San Francisco	9

18-3-1 in Prime Time Games Since 2010

Since Pete Carroll took over in 2010, the Seahawks have turned in prime time performances in prime time games, posting an 18-3-1 combined record in Sunday, Monday and Thursday night games, and **outscoring opponents 557-295**.

The Seahawks are 6-2-1 on Sunday Night Football, 7-0 on Monday Night Football and 5-1 on Thursday Night Football under Carroll, and are **11-1 at home in prime time games** dating back to 2010.

Seattle's Prime Time Games Under Pete Carroll (18-3-1)

Date	Opponent	W/L	Score
Sun, Jan. 2, 2011	vs. St. Louis	W	16-6
Thu, Dec. 1, 2011	vs. Philadelphia	W	31-14
Mon, Dec. 12, 2011	vs. St. Louis	W	30-13
Mon, Sept. 24, 2012	vs. Green Bay	W	14-12
Thu, Oct. 18, 2012	at San Francisco	L	13-6
Sun, Dec. 23, 2012	vs. San Francisco	W	42-13
Sun, Sept. 15, 2013	vs. San Francisco	W	29-3
Thu, Oct. 17, 2013	at Arizona	W	34-22
Mon, Oct. 28, 2013	at St. Louis	W	14-9
Mon, Dec. 2, 2013	vs. New Orleans	W	34-7
Thu, Sept. 4, 2014	vs. Green Bay	W	36-16
Mon, Oct. 6, 2014	at Washington	W	27-17
Thu, Nov. 27, 2014	at San Francisco	W	19-3
Sun, Dec. 21, 2014	at Arizona	W	35-6
Sun, Sept. 20, 2015	at Green Bay	L	27-17
Mon, Oct. 5, 2015	vs. Detroit	W	13-10
Thu, Oct. 22, 2015	at San Francisco	W	20-3
Su, Nov. 15, 2015	vs. Arizona	L	39-32
Sun, Oct. 23, 2016	at Arizona	T	6-6 (ot)
Mon, Nov. 7, 2016	vs. Buffalo	W	31-25
Sun, Nov. 13, 2016	at New England	W	31-24
Sun, Dec. 4, 2016	vs. Carolina	W	40-7

.841 Winning % in Prime Time

Seattle has played its best football in prime time, as its 18-3-1 record and .841 winning percentage rank first in the NFL since Pete Carroll took over in 2010.

Best Record in Prime Time Games Since 2010

Team	W	L	T	Pct.
Seattle Seahawks	**18**	**3**	**1**	**.841**
New England Patriots	24	6	0	.800
Baltimore Ravens	16	7	0	.696
New Orleans Saints	19	9	0	.679

Largest Comebacks & Overtime Record

* Seattle's overtime record is 12-20-1 and 4-3-1 under Carroll.

Largest Comebacks in Franchise History

Points	Opponent	Score	Result
21	vs. Tampa Bay (11/3/13)	Trail 21-0	Won 27-24 (ot)
20	at Denver (12/10/95)	Trail 20-0	Won 31-27
18	at Oakland (12/14/97)	Trail 21-3	Won 22-21

Miscellaneous Notes

* The Seahawks have won 50 of their last 69 regular season games with one tie, and 59 of their last 85 with one tie dating back to the final half of the 2011 season. In that 50-18-1 run, Seattle is outscoring opponents 1,780 - 1,103 (25.8 ppg to 16.0 ppg).

* Since the beginning of 2012 (including playoffs), Seattle is 61-25-1. In the 25 losses, Seattle had a fourth-quarter lead in 16 of them, and were within one score and had a chance to win in the fourth quarter in seven of the nine games.

* Seattle's NFL-record streak of 98 games (including playoffs) where it has led or been within one score in the fourth quarter was snapped at Tampa Bay (11/27), a 14-5 loss. The previous time the Seahawks were not in the lead or within a score in the fourth quarter was at Pittsburgh (9/18/11), a 24-0 loss.

* Seattle's NFL record of holding **a lead at some point in 62 straight games** was snapped vs. St. Louis (12/27/15) last season.

* With the win over Green Bay (9/4/14), Seattle broke the NFL record for most consecutive games without losing by more than seven points. It was a streak of 46 games (including playoffs) that Seattle did not lose by more than a touchdown, breaking the Packers record of 45 games (including playoffs) from 2009-11. The Seahawks largest defeat since Week 9 (11/6/11) of 2011 was a 10-point loss at Green Bay (9/20/15) last season.

33-5 at Home Since 2012

The Seahawks have won 13 of their last 14 home openers since 2003. Since a 2008 loss, Seattle has won eight straight home openers by a combined score of 202-52 and during the 13-1 run, the Seahawks have outscored opponents 355-129.

Since 2012, Seattle is one of the best teams at home in four major categories.

Seattle's NFL Ranking for Last 38 Home Games

Wins

33	**Seattle**
32	Denver
32	New England
28	Green Bay
27	Minnesota

Point Differential

+484	**Seattle**
+465	New England
+438	Denver
+338	Green Bay
+286	Cincinnati

Takeaways

77	Carolina
74	**Seattle**
72	Arizona
72	Cincinnati
69	New England

Turnover Margin

+38	New England
+37	**Seattle**
+17	Green Bay
+17	Arizona
+16	Cincinnati

Longest Home Winning Streak
Franchise History

14	2012-13
12	2004-06
10	2002-04

Most Consecutive Games Won
Franchise History

11	2005
9	2012-13
8	1984

12 Flag Raisers at the Toyota Fan Deck

Just before every kickoff at CenturyLink Field, fans turn their attention to the Toyota Fan Deck in the south endzone with anticipation to see who is going to raise the team's signature 12 flag and turn CenturyLink Field in to a frenzy. From former Seahawks greats, to local celebrities and sports personalities, the flag has become a love affair for Seahawks supporters all over the Northwest and the spirit of community that the organization and fans share. Who will raise it next?

2016 Flag Raisers

Minnesota - Fire Fighter Daniel Lyon
Dallas - UFC Fighter Miesha Tate
Miami - Former Head Coach Jack Patera
San Francisco - NBA Guard Jamal Crawford
Atlanta - Musician Duff McKagan
Buffalo - Veteran Nate Boyer
Philadelphia - Mariners 2B Robinson Cano
Carolina - Former WR Ricardo Lockette
Los Angeles -
Arizona -

27,766 Estimated Miles Flown During 2016 Season

The team strives to offer first-class amenities and that has not changed this season as Seattle has signed on with Delta Airlines as its 2016 official charter.

The Boeing 767 aircraft will carry the Seahawks "around the world" (a trip around the world is 25,000 miles) as they travel the third-most miles, 27,766.

2016 Total Miles Traveled
(regular season)

1. Los Angeles	35,952
2. Oakland	31,622
3. Seattle	**27,766**
4. San Francisco	25,668
5. Miami	25,548

Flight Times

Seattle is among the league leaders in miles traveled each season, and this year is no different. Tucked away in the Northwest, Seattle takes a while to reach via air travel, especially traveling east to west.

2016 Flight Times

Seattle to Kansas City - 2:55
Kansas City to Seattle - 3:22
Seattle to Oakland - 1:39
Oakland to Seattle - 1:31
Seattle to Los Angeles - 1:59
Los Angeles to Seattle - 2:18
Seattle to N.Y. Jets - 4:38
N.Y. Jets to Seattle - 5:11
Seattle to Arizona - 2:24
Arizona to Seattle - 2:27
Seattle to New Orleans - 4:04
New Orleans to Seattle - 4:31
Seattle to New England - 4:52
New England to Seattle - 5:31
Seattle to Tampa Bay - 4:34
Tampa Bay to Seattle - 5:39
Seattle to Green Bay - 2:53
Green Bay to Seattle - 3:40
Seattle to San Francisco -
San Francisco to Seattle -

69,190 Largest Home Attendance Record

With the addition of the Toyota Fan Deck in the south end zone, adding 1,000 new seats, Seattle's home attendance record has been broken and will add to the record books as the season unfolds.

Week 11's game with 69,190 fans vs. Philadelphia (11/20) broke the Seahawks old record of 69,084, established vs. Buffalo (11/7).

Largest Home Attendance, Franchise History

Att.	Opponent	Stadium	Date	W/L	Score
69,190	**Philadelphia**	**CenturyLink Field**	**11/20/16**	**W**	**26-15**
69,104	**Carolina**	**CenturyLink Field**	**12/4/16**	**W**	**40-7**
69,084	**Buffalo**	**CenturyLink Field**	**11/7/16**	**W**	**31-25**
69,080	St. Louis	CenturyLink Field	12/27/15	L	23-17
69,071	**Atlanta**	**CenturyLink Field**	**10/16/16**	**W**	**26-24**
69,055	Pittsburgh	CenturyLink Field	11/29/15	W	39-30
69,020	Carolina	CenturyLink Field	10/18/15	L	27-23
69,012	**Miami**	**CenturyLink Field**	**9/11/16**	**W**	**12-10**
69,010	**San Francisco**	**CenturyLink Field**	**9/25/16**	**W**	**37-18**
69,005	Detroit	CenturyLink Field	10/5/15	W	13-10
69,005	Arizona	CenturyLink Field	11/15/15	L	39-32

#3 Russell Wilson

99.0 Career Passer Rating

Wilson is just one of three players with a passer rating over 99.0 since 2012 with a club-record **99.0 career rating (2nd in NFL history).**

He has 36-career 100-plus passer rating games in 77 starts, with the last coming at New England (11/13) with a 124.6 rating.

Russell Wilson Career Passing

Year	Att	Comp	Pct	Yards	TD	Int	Rating
2012	393	252	64.1	3,118	26	10	100.0
2013	407	257	63.1	3,357	26	9	101.2
2014	452	285	63.1	3,475	20	7	95.0
2015	483	329	68.1	4,024	34	8	110.1
2016	443	286	64.6	3,382	13	10	88.1
TOTAL	**2,178**	**1,409**	**64.7**	**17,356**	**119**	**44**	**99.0**

NFL Highest Passer Rating Since 2012

Player	Rating
Aaron Rodgers, GB	103.5
Drew Brees, NO	99.9
Russell Wilson, Sea	**99.0**
Tom Brady, NE	98.2
Tony Romo, Dal	97.3

119 Career Touchdown Passes

In the first 77 games of his career, Wilson has thrown 119 touchdown passes (third-most in club history) and the fifth-most in NFL history in a quarterback's first 77 games since being a Day 1 starter.

Most Passing TDs in a QB's First 77 Games, NFL History

164	Dan Marino, Mia
130	Peyton Manning, Ind
126	Andrew Luck, Ind
124	Andy Dalton, Cin
119	**Russell Wilson, Sea**
119	Matt Ryan, Atl

33 Home Wins to Begin Career

Wilson is 33-5 at home during his career, ranking first in NFL history in home wins to begin a career.

In those games, he carries a 103.1 passer rating (2nd NFL history) completing 655 of 1,016 passes (64.5%) for 8,434 yards with 60 touchdowns and 17 interceptions.

Most QB Home Wins to Begin a Career

Player	Record
Russell Wilson, Sea	**33-5**
Joe Flacco, Bal	32-6
Matt Ryan, Atl	32-4
John Elway, Den	27-6
Ben Roethlisberger, Pit	26-8
Dan Marino, Mia	24-8

54: Most Wins to Begin a Career

Wilson's 54 regular season wins in his first 77 games to begin a career are an NFL record, and already rank second in NFL history for most wins in a quarterback's first five seasons.

Most Regular Season Wins in a QBs First Five Seasons

Player	Years	Wins
Matt Ryan, Atl	2008-12	56
Russell Wilson, Sea	**2012-16**	**54**
Joe Flacco, Bal	2008-12	54
Ben Roethlisberger, Pit	2004-08	51
Andy Dalton, Cin	2011-14	50
Tom Brady, NE	2000-04	48
Dan Marino, Mia	1983-86	48

9 Combined 300-Yard Passing Games

Wilson has thrown for nine combined 300-yard passing games, with a career-high 385 yards at Atlanta (1/13/13).

Wilson's 300-Yard Passing Games

385* at Atlanta (1/13/13)
366* at Carolina (1/17/16)
348 at New England (11/13/16)
345 vs. Pittsburgh (11/29/15)
339 at Arizona (12/21/14)
320 at Carolina (9/8/13)
313 at St. Louis (10/19/14)
310 vs. New Orleans (12/2/13)
309 at N.Y. Jets (10/2/16)

* NFC Divisional Playoff Game

Top-12 Holder of QB Rushing Yards

Wilson holds the top-12 marks for rushing yards by a quarterback in franchise history.

His career-high 122 yards at Washington (10/6/14) also marked the most yards by a quarterback in Monday Night Football history.

At St. Louis (10/19/14), Wilson also became the **first player to record a 300-yard passing game and 100-yard rushing game in a single-game in NFL history**. He threw for 313 yards and rushed for 106.

He has four-career 100-yard rushing games.

Single-Game, Most Quarterback Rushing Yards, Club History

Player	Opponent	Att.	Yds.	Avg.	TD
Russell Wilson	at Was (10/6/14)	11	122	11.1	1
Russell Wilson	NYG (11/9/14)	14	107	7.6	1
Russell Wilson	at StL (10/19/14)	7	106	15.1	1
Russell Wilson	at Ind (10/6/13)	13	102	7.8	0
Russell Wilson	at Buf (12/16/12)	9	92	10.2	3
Russell Wilson	at Ari (12/21/14)	6	88	14.7	1
Russell Wilson	**at TB (11/27/16)**	**8**	**80**	**10.0**	**0**
Russell Wilson	at GB (9/20/15)	10	78	7.8	0
Russell Wilson	at Hou (9/29/13)	10	77	7.7	0

#3 Russell Wilson

2nd All-Time in Passer Rating

Russell Wilson's franchise-record 99.0 passer rating ranks second all-time in NFL history.

Highest Passer Rating, NFL History (min. 1,500 att.)

Player	Rating
Aaron Rodgers, GB	103.8
Russell Wilson, Sea	**99.0**
Tony Romo, Dal	97.1
Tom Brady, NE	97.0
Steve Young	96.8

3rd All-Time TD/INT Ratio

Russell Wilson's 2.70 TD/INT ratio ranks third all-time in NFL history.

Highest TD/INT Ratio, NFL History (min. 1,500 att.)

Player	TDs	INTs	Ratio
Aaron Rodgers, GB	289	72	4.01
Tom Brady, NE	447	151	2.96
Russell Wilson, Sea	**119**	**44**	**2.70**
Derek Carr, Oak	77	30	2.57
Colin Kaepernick, SF	67	29	2.31

2nd All-Time in Home Passer Rating

Russell Wilson's **103.1 passer rating at home** ranks second all-time in NFL history.

Highest Passer Rating at Home, NFL History (min. 670 att.)

Player	Rating
Aaron Rodgers, GB	108.9
Russell Wilson, Sea	**103.1**
Drew Brees, NO	101.4
Steve Young	100.3
Peyton Manning	99.8

3rd All-Time in Home TD/INT Ratio

Russell Wilson's **3.53 TD/INT ratio at home** ranks third all-time in NFL history.

Highest TD/INT Ratio at Home, NFL History (min. 670 att.)

Player	TDs	INTs	Ratio
Aaron Rodgers, GB	157	30	5.23
Tom Brady, NE	214	58	3.69
Russell Wilson, Sea	**60**	**17**	**3.53**
Drew Brees, NO	269	106	2.54
Peyton Manning	277	109	2.54

.708 Winning Percentage

Best Winning Percentage of Current Notable NFL Quarterbacks

Player	Record	Winning Pct.
Tom Brady, NE	179-52	.775
Russell Wilson, Sea	**54-22-1**	**.708**
Ben Roethlisberger, Pit	121-60	.669
Aaron Rodgers, GB	87-45	.659
Andrew Luck, Ind	41-26	.612
Andy Dalton, Cin	55-33-2	.622
Tony Romo, Dal	78-49	.614
Joe Flacco, Bal	82-52	.612
Matt Ryan, Atl	82-57	.590
Alex Smith, KC	77-55-1	.583
Drew Brees, NO	129-100	.563

Player	Record	Winning Pct.
Philip Rivers, SD	97-76	.561
Cam Newton, Car	50-39-1	.561
Eli Manning, NYG	106-90	.541
Carson Palmer, Ari	88-83-1	.515
Colin Kaepernick, SF	27-28	.491
Jay Cutler, Chi	68-71	.489
Matthew Stafford, Det	51-55	.481
Ryan Tannehill, Mia	37-40	.481
Kirk Cousins, Was	18-19-1	.487
Jameis Winston, TB	14-15	.483
Derek Carr, Oak	20-25	.444
Case Keenum, LA	9-15	.375
Blake Bortles, Jac	10-32	.238

3, 31, 9 & 35 Team Captains

In a vote by teammates, Russell Wilson will be the offensive captain for the fourth time in his five seasons, Kam Chancellor will be the defensive captain for the second time, while Jon Ryan (third time) shares special teams captain duties with first-timer DeShawn Shead.

119 Seattle Touchdown Passes

Russell Wilson ranks third in Seahawks history with 119 touchdown passes in his Seattle career.

Most Passing Touchdowns, Club History

1.	195	Dave Krieg	1980-91
2.	174	Matt Hasselbeck	2001-10
3.	**119**	**Russell Wilson**	**2012-**
4.	107	Jim Zorn	1976-84
5.	49	Jon Kitna	1997-00

#3 Russell Wilson

21 Fourth-Quarter/Overtime Comebacks in 87 Games

Wilson has 21 fourth-quarter or overtime comeback victories in 87 career games (regular and postseason).

He has three game-winning drives this season, had three game-winning drives last season, and directed come-from-behind victories in the 2013 and 2014 NFC Championship Games to advance Seattle to the Super Bowl.

In 2012, Wilson threw a game-winning touchdown pass in the final two minutes of regulation or overtime three times (vs. Green Bay, vs. New England, at Chicago), the most ever by a rookie since at least the 1970 merger, and won another (vs. St. Louis) with a 1-yard touchdown run.

His **21 fourth-quarter comebacks rank first in the NFL** since the beginning of 2012.

Russell Wilson 4th Quarter/OT Comebacks

Game	Score	Final	Play
vs. Green Bay (9/24/12)	trail 12-7	Won 14-12	24-yd. pass to Golden Tate at 0:00
vs. New England (10/14/12)	trail 23-17	Won 24-23	46-yd. pass to Sidney Rice at 1:18
at Chicago (12/2/12)	trail 14-10		14-yd. pass to Golden Tate at :24
	tied 17-17	Won 23-17 (ot)	13-yd. pass to Sidney Rice with 7:33 left in OT
vs. St. Louis (12/30/12)	tied 13-13	Won 20-13	1-yd. touchdown run at 1:39
at Washington (1/6/13)*	trail 14-13	Won 24-14	touchdown drive at 7:08
at Carolina (9/8/13)	trail 7-6	Won 12-7	43-yd. TD pass to Jermaine Kearse at 10:13
at Houston (9/29/13)	trail 20-6	Won 23-20 (ot)	45-yd. field goal drive with 3:19 left in overtime
vs. Tennessee (10/13/13)	tied 10-10	Won 20-13	29-yd. field goal drive at 11:23
vs. Tampa Bay (11/3/13)	trail 24-14	Won 27-24 (ot)	27-yd. field goal drive with 8:11 left in overtime
vs. San Francisco (1/19/14)^	trail 17-13	Won 23-17	35-yd. pass to Jermaine Kearse at 13:44
vs. Denver (9/21/14)	tied 20-20	Won 26-20	touchdown drive with 9:14 left in overtime
at Carolina (10/26/14)	trail 9-6	Won 13-9	23-yd. pass to Luke Willson at 0:47
vs. N.Y. Giants (11/9/14)	tied 17-17	Won 38-17	touchdown drive at 12:47
vs. St. Louis (12/28/14)	tied 6-6	Won 20-6	touchdown drive at 12:07
vs. Green Bay (1/18/15)^	tied 22-22	Won 28-22 (ot)	35-yd. pass to Jermaine Kearse with 11:41 left in OT
at Dallas (11/1/15)	trail 12-10	Won 13-12	24-yd. field goal drive at 1:04
vs. Pittsburgh (11/29/15)	trail 27-26	Won 39-30	30-yd. pass to Doug Baldwin at 8:12
at Minnesota (1/10/16)*	trail 9-0	Won 10-9	46-yd. field goal drive at 8:04
vs. Miami (9/11/16)	**trail 10-6**	**Won 12-10**	**2-yd. pass to Doug Baldwin at 0:31**
vs. Atlanta (10/16/16)	**trail 24-23**	**Won 26-24**	**44-yd. field goal drive at 1:57**
at New England (11/13/16)	**trail 24-22**	**Won 31-24**	**23-yd. field goal drive at 8:56**

* NFC Wild Card Game
^ NFC Championship Game

Most Game-Winning Drives in 4th Qtr./OT Since 2012 (Regular Season & Postseason)

Russell Wilson, Sea	**21**
Matthew Stafford, Det	21
Matt Ryan, Atl	17
Andrew Luck, Ind	16
Tony Romo, Dal	16
Joe Flacco, Bal	15

6-0 on Monday Night Football

Russell Wilson has won his first six starts on Monday Night Football, joining Neil O'Donnell (7-0) and Bob Griese (6-0) as the only quarterbacks to win their first six-plus starts in Monday Night Football history. Seattle defeated Buffalo, 31-25, in Week 9.

Quarterbacks to Win their First Six-Plus Starts on MNF

Neil O'Donnell	7-0
Russell Wilson	**6-0**
Bob Griese	6-0

Most Wins as a Starting QB on MNF Without a Loss

7	Neil O'Donnell
6	**Russell Wilson**

#4
Steven Hauschka

3rd Highest FG % in NFL History

Steven Hauschka's 87.3% career field goal percentage ranks third in NFL history and since 2011, he ranks fourth in the NFL in field goal percentage under 50 yards (91.7).

Highest Field Goal %, NFL History (min. 100 made)

Player	Pct.	FGM	FGA	Long
Dan Bailey, Dal	90.2	165	183	56
Justin Tucker, Bal	89.8	158	176	61
Steven Hauschka, Sea	**87.3**	**185**	**212**	**58**
Stephen Gostkowski, NE	87.1	296	340	57
Mike Vanderjagt	86.5	230	266	54

Highest Field Goal % Under 50 Yards Since 2011 (min. 75 att.)

Player	FGM	FGA	Pct.
Justin Tucker, Bal	132	138	95.7
Dan Bailey, Dal	141	150	94.0
Matt Bryant, Atl	135	147	91.8
Steven Hauschka, Sea	**154**	**168**	**91.7**
Nick Novak, Hou	131	143	91.6
Dan Carpenter, Buf	138	151	91.4

16 Straight Games with a Made FG

Given the nickname Hausch-money, kicker Steven Hauschka has become one of the most consistent kickers in the NFL.

He has posted three straight seasons with 29-plus field goals made and 127-plus points. He set a career-high with a .943 conversion percentage in 2013 and tied the club-record with a 58-yard field goal made at Carolina (10/26/14). **He was a perfect six-for-six from 50+ last season**.

Most Consecutive Field Goals Made, Club History

30	Olindo Mare	2009-10
22	Steven Hauschka	2013
19	Steven Hauschka	2014-15
19	Steven Hauschka	2012-13

Most Consecutive Games Scoring a FG, Club History

16	**Steven Hauschka**	**2015-16**
14	Steven Hauschka	2011-12
12	Todd Peterson	1997-98
11	Steven Hauschka	2014-15

Longest Field Goal Made, Club History

58	Steven Hauschka	at Car	10/26/14
	Josh Brown	at GB	10/5/03
55	Josh Brown	vs. Dal	10/23/05

91 Consecutive Games Scoring

With his points at Green Bay (12/11), kicker Steven Hauschka has scored in 91 consecutive games, a franchise-record.

Most Consecutive Games Scoring, Club History

91	**Steven Hauschka**	**2011-**
84	Josh Brown	2003-07
80	Todd Peterson	1995-99

169 Field Goals Made for Seattle

Steven Hauschka set the franchise-record for career field goals made in Week 10 at New England (11/13).

Most Field Goals Made, Club History

169	**Steven Hauschka**	**2011-**
159	Norm Johnson	1982-90
126	Todd Peterson	1995-99

47 Touchbacks

Steven Hauschka ranks fourth in the NFC (6th NFL) with 47 touchbacks this season.

Most Touchbacks, NFL

62	Josh Lambo	San Diego
54	Dustin Hopkins	Washington
51	Graham Gano	Carolina
49	Matt Bosher	Atlanta
49	Ryan Succop	Tennessee
47	**Steven Hauschka**	**Seattle**
46	Dan Bailey	Dallas

#9
Jon Ryan

140 Consecutive Games Played

In his ninth season in Seattle, punter Jon Ryan holds franchise records for most punts (667), punt yards (29,915), punts inside the 20 (243) and longest punt (77).

Ryan has also played in a franchise-record 140 consecutive games.

Most Consecutive Games Played, Club History

140	**Jon Ryan**	**2008-**
135	Chris Gray	1998-2006
125	Joe Nash	1988-95

Player Notes (by number)

#25
Richard Sherman

30 Interceptions Since 2011

Richard Sherman had 24 interceptions in his first four seasons, tying for third-place in NFL history with Seahawks Ring of Honor safety Kenny Easley.

With a career-high eight interceptions in 2012 and 2013, he became the first player since Champ Bailey (2005-06) to record back-to-back seasons of at least eight interceptions.

Most Interceptions Since 2011

Player	No.
Richard Sherman, Sea	**30**
Reggie Nelson, Oak	24
Patrick Peterson, Ari	20
Earl Thomas, Sea	**18**
Aqib Talib, Den	18

93 Passes Defensed Since 2011

Despite quarterbacks avoiding Richard Sherman's side of the field in recent years, he still ranks first in the NFL with 93 passes defensed since 2011.

Most Passes Defensed Since 2011

Player	No.
Richard Sherman, Sea	**93**
Johnathan Joseph, Hou	83
Joe Haden, Cle	82
Aqib Talib, Den	76
Tramon Williams, Cle	75

Most Interceptions in Club History

Richard Sherman and Earl Thomas rank fifth and sixth on Seattle's all-time interceptions list, respectively.

Most Career Interceptions, Club History

Dave Brown, 1976-86	50
Eugene Robinson, 1985-95	42
John Harris, 1978-85	41
Kenny Easley, 1981-87	32
Richard Sherman, 2011-	**30**
Earl Thomas, 2010-	**23**
Marcus Trufant, 2003-12	21
Darryl Williams, 1996-99	20
Shawn Springs, 1997-2003	20
Keith Simpson, 1978-85	19

#34
Thomas Rawls

Rawls in the Record Books

Thomas Rawls had a career day last season vs. San Francisco, placing himself in the top-three of two of the best performances in Seattle history.

Most Rushing Yards in a Single-Game, Club History

266	Shaun Alexander	vs. Oakland	11/11/01
209	**Thomas Rawls**	**vs. San Francisco**	**11/22/15**
207	Curt Warner	vs. Kansas City (ot)	11/27/83

Most Scrimmage Yards in a Single-Game, Club History

273	Shaun Alexander	vs. Oakland	11/11/01
261	Steve Largent	vs. Detroit	10/18/87
255	**Thomas Rawls**	**vs. San Francisco**	**11/22/15**

#33
Kelcie McCray

108 Snaps Played

In the overtime tie at Arizona (10/23), McCray played an NFL season-high 108 snaps (95 defense, 13 special teams), subbing for an injured Kam Chancellor.

#54
Bobby Wagner

NFL Leading Tackler

With his 15-tackle performance in Week 11 vs. Philadelphia (11/20), he **became the first player in franchise history to record five-consecutive 100-tackle seasons**.

This season, he is on pace to eclipse the franchise single-season tackles mark and leads the league with 139 stops.

Leading Tacklers, NFL

Player	Total	Solo	Ast.
Bobby Wagner, Sea	**139**	**75**	**64**
Sean Lee, Dal	130	83	47
Zach Brown, Buf	122	81	41
Alec Ogletree, L.A.	117	84	33
Christian Kirksey, Cle	114	69	45

Most Tackles, Club History

Player	Year	Total	Solo	Ast.
1. Terry Beeson	1978	153	n/a	n/a
2. Chad Brown	1998	150	119	31
3. Anthony Simmons	2000	147	119	28
4. Bobby Wagner	2012	140	86	54
5. Bobby Wagner	**2016**	**139**	**75**	**64**

Player Notes (by number)

#55 Frank Clark
#56 Cliff Avril

10.0 Sacks (4th NFC, T6th NFL)

Cliff Avril leads Seattle with 10.0 sacks, just one off his career-high of 11.0 set in 2011 with Detroit while fellow linemate Frank Clark ranks second on the team (T20th NFL) with a career-high 7.5 sacks.

As a team, Seattle ranks ninth in the NFL with 32.0 sacks.

Most Sacks, NFL

1.	13.5	Vic Beasley, Atl
	13.5	Von Miller, Den
3.	11.0	Ryan Kerrigan, Was
	11.0	Khalil Mack, Oak
5.	9.5	Danielle Hunter, Min
6.	**10.0**	**Cliff Avril, Sea**
	10.0	Lorenzo Alexander, Buf
	10.0	Dee Ford, KC
	10.0	Brian Orakpo, Ten
10.	9.5	Cameron Wake, Mia
...		
20.	**7.5**	**Frank Clark, Sea**

25 Sack/Fumbles First in the NFL

Cliff Avril's 25 sack/fumbles since 2008 rank first in the NFL.

Most Sack/Fumbles Since 2008

25	**Cliff Avril**	**Seattle**
24	Robert Mathis	Indianapolis
23	Tamba Hali	Kansas City
20	DeMarcus Ware	Denver

#72
Michael Bennett

Top-10 Seahawks Sack Leaders

Michael Bennett is 1.0 sack away from moving in to tenth-place on the Seahawks all-time sacks leaders list.

Most Sacks, Franchise History

1.	116.0	Jacob Green, 1980-91
2.	73.5	Michael Sinclair, 1991-01
3.	63.0	Jeff Bryant, 1982-93
4.	58.0	Cortez Kennedy, 1990-2000
5.	48.0	Chad Brown, 1997-2004
6.	47.5	Joe Nash, 1982-96
7.	38.0	Chris Clemons, 2010-13
8.	37.5	Rufus Porter, 1988-94
9.	**32.0**	**Cliff Avril, 2013-**
10.	29.0	Rocky Bernard, 2002-08
11.	**28.5**	**Michael Bennett, 2013-**

#74
George Fant

From Power Foward to Tackle

Rookie George Fant started as an injury replacement and has now taken over left tackle duties.

He was a four-year starter on Western Kentucky's basketball team and used his fifth-year of eligibility to play tight end and defensive line for the Hilltoppers, his first football action since the eighth grade. He recorded one catch for seven yards and two assisted tackles.

He ranked 13th in scoring and eighth in rebounding at the time of his departure and was a three-time all-conference selection as a basketball player.

George Fant's Western Kentucky Basketball Career

Year	GP/GS	FG%	FT%	Reb.	Avg.	Pts.	Avg.
2011-12	31/24	.476	.664	188	6.1	321	10.4
2012-13	35/35	.482	.605	232	6.6	447	12.8
2013-14	31/31	.530	.548	206	6.6	412	13.3
2014-15	32/32	.530	.620	268	8.4	441	13.8
Totals	**129/122**	**.506**	**.604**	**894**	**6.9**	**1,621**	**12.6**

#88
Jimmy Graham

100 Yard Games Back-to-Back

Jimmy Graham became the first tight end in franchise history to record back-to-back 100 yard games in Weeks 3-4, and holds four of the top-nine 100-yard games in franchise history.

100-yard Games by a TE, Franchise History

Player	Att.	Yards	Avg.	LG	TD
Jimmy Graham vs. Car (10/18/15)	**8**	**140**	**17.5**	**45**	**0**
Charle Young at SD (10/9/83)	7	140	20.0	43	0
Luke Willson at Ari (12/21/14)	3	139	46.3	80t	2
Itula Mili at SD (12/29/02)	7	119	17.0	49	0
Jimmy Graham at NYJ (10/2/16)	**6**	**113**	**18.8**	**27**	**0**
John Carlson at Dal (11/27/08)	6	105	17.5	33	0
Anthony McCoy vs. Ari (12/9/12)	3	105	35.0	67	0
Jimmy Graham vs. Buf (11/7/16)	**8**	**103**	**12.9**	**18t**	**2**
Jimmy Graham vs. SF (9/25/16)	**6**	**100**	**16.7**	**40**	**1**

5 100-Yard Games Since 2014

Jimmy Graham has three 100-yard games this season, and since 2014, his five 100-yard games ranks third in the NFL.

100-yard Games by a TE Since 2014, NFL

Rob Gronkowski, NE	11
Greg Olsen, Car	8
Jimmy Graham, Sea	**5**
Martellus Bennett, NE	5

Player Notes (by number)

#89
Doug Baldwin

348 Seahawks Receptions

In Week 2 at Los Angeles (9/18), Doug Baldwin passed Joey Galloway for sixth-place on Seattle's all-time receptions list.

Most Receptions, Club History

1.	819	Steve Largent	1976-89
2.	581	Brian Blades	1988-98
3.	471	John L. Williams	1986-93
4.	441	Darrell Jackson	2000-06
5.	399	Bobby Engram	2001-08
6.	**348**	**Doug Baldwin**	**2011-**
7.	283	Joey Galloway	1995-99
8.	244	Koren Robinson	2001-04, '08

34 Seahawks Receiving Touchdowns

In Week 10 at New England (11/13), Doug Baldwin tied Brian Blades on Seattle's all-time receiving touchdowns list.

Most Receiving Touchdowns, Club History

1.	100	Steve Largent	1976-89
2.	47	Darrell Jackson	2000-06
3.	37	Joey Galloway	1995-99
4.	36	Daryl Turner	1984-87
5.	**34**	**Doug Baldwin**	**2011-**
	34	Brian Blades	1988-98
7.	21	Sam McCullum	1976-81
8.	18	Bobby Engram	2001-08

4,704 Seahawks Receiving Yards

Doug Baldwin ranks fifth in Seahawks history with 4,704 receiving yards.

Most Receiving Yards, Club History

1.	13,089	Steve Largent	1976-89
2.	7,620	Brian Blades	1988-98
3.	6,445	Darrell Jackson	2000-06
4.	4,859	Bobby Engram	2001-08
5.	**4,704**	**Doug Baldwin**	**2011-**
6.	4,457	Joey Galloway	1995-99
7.	4,151	John L. Williams	1986-93
8.	3,567	Koren Robinson	2001-04, '08
9.	3,409	Sam McCullum	1976-81
10.	2,347	Deion Branch	2006-10

Seattle All-Time Total Touchdowns List

In Week 10 at New England (11/13), Doug Baldwin tied Brian Blades on Seattle's all-time total touchdowns list.

Most Total Touchdowns, Club History

1.	112	Shaun Alexander	2000-07
2.	101	Steve Largent	1976-89
3.	65	Marshawn Lynch	2010-15
4.	62	Curt Warner	1983-89
5.	48	Chris Warren	1990-97
6.	47	Darrell Jackson	2000-06
7.	42	Joey Galloway	1995-99
8.	38	Sherman Smith	1976-82
9.	36	Daryl Turner	1984-87
10.	**34**	**Doug Baldwin**	**2011-**
	34	Brian Blades	1988-98

13 Special Teams Scores Since 2010

It takes all three phases to win in the NFL and special teams coach Brian Schneider has put together one of the best special teams units in the NFL over the last seven seasons.

Seattle Special Teams Scores Since 2010

Play	Game	Date	Play	Game	Date
101-yd. KOR by Leon Washington	vs. SD	9/26/10	Muffed punt in endzone TD, Malcolm Smith	vs. Ari	12/9/12
99-yd. KOR by Leon Washington	vs. SD	9/26/10	90-yd. blocked field goal TD, Richard Sherman	vs. SF	12/23/12
10-yd. blocked punt TD, Earl Thomas	vs. KC	11/28/10	blocked punt out of endzone, Jermaine Kearse	at Ind	10/6/13
92-yd. KOR by Leon Washington	vs. SF	12/12/10	25-yd. blocked punt TD, Mike Morgan	vs. Dal	10/12/14
17-yd. blocked punt TD, Mike Robinson	vs. StL	11/12/11	57-yd. punt return by Tyler Lockett	at StL	9/13/15
3-yd. blocked punt TD, Jeron Johnson	vs. Dal	9/16/12	105-yd. kickoff return by Tyler Lockett	vs. Chi	9/27/15
98-yd. KOR by Leon Washington	at Mia	11/25/12			

Most Blocks Since 2010

21	Oakland
18	**Seattle**
17	Arizona
17	Miami
13	Chicago

Most TDs/Safeties Since 2010

15	Minnesota
14	Philadelphia
14	Baltimore
13	**Seattle**
10	Denver

Most Takeaways on Punt/KOR Since 2010

21	Oakland
17	N.Y. Giants
15	Kansas City
15	New England
14	**Seattle**

Pete Carroll

100 Combined Career Wins Club

Pete Carroll ranks 38th in NFL history with 110 combined wins and became the 39th coach in NFL history with 100 wins in the regular season.

Most Combined Wins in NFL History

		Regular Season				Postseason			Combined			
	Coach	W	L	T	Pct.	W	L	Pct.	W	L	T	Pct.
31.	Mike McCarthy, GB	111	61	1	.645	8	7	.533	119	68	1	.636
32.	George Allen	116	47	5	.712	2	7	.222	118	54	5	.686
	Norv Turner	114	122	1	.483	4	4	.500	118	126	1	.484
34.	Dennis Green	113	94	0	.546	4	8	.333	117	102	0	.534
	Marvin Lewis, Cin	117	101	3	.536	0	7	.000	117	108	3	.520
36.	Don Coryell	111	83	1	.572	3	6	.333	114	89	1	.561
37.	John Madden	103	32	7	.759	9	7	.563	112	39	7	.739
38.	**Pete Carroll, Sea**	**101**	**71**	**1**	**.587**	**9**	**6**	**.600**	**110**	**77**	**1**	**.588**
39.	Ray (Buddy) Parker	104	75	9	.581	3	1	.750	107	76	9	.585
40.	Vince Lombardi	96	34	6	.739	9	1	.900	105	35	6	.750
	Tom Flores	97	87	0	.527	8	3	.727	105	90	0	.538
42.	Bill Walsh	92	59	1	.609	10	4	.714	102	63	1	.617
43.	Jon Gruden	95	81	0	.540	5	4	.556	100	85	0	.541

110 Career Wins for Pete Carroll (Regular + Postseason)

Pete Carroll is the seventh active coach and 43rd coach in NFL history with 100 combined wins.

Year	Team	W	L	T	Pct.	Finish
1994	N.Y. Jets	6	10	0	.375	5th, AFC East
1997	New England	10	6	0	.625	1st, AFC East
						Wild Card victory vs. Miami, 17-3
						Divisional Playoff loss at Pittsburgh, 7-6
1998	New England	9	7	0	.563	4th, AFC East
						Wild Card loss at Jacksonville, 25-10
1999	New England	8	8	0	.500	T4th, AFC East
2010	Seattle	7	9	0	.438	1st, NFC West
						Wild Card victory vs. New Orleans, 41-36
						Divisional Playoff loss at Chicago, 35-24
2011	Seattle	7	9	0	.438	3rd, NFC West
2012	Seattle	11	5	0	.688	2nd, NFC West
						Wild Card victory at Washington, 24-14
						Divisional Playoff loss at Atlanta, 30-28
2013	Seattle	13	3	0	.813	1st, NFC West
						Divisional Playoff victory vs. New Orleans, 23-15
						Championship Game victory vs. San Francisco, 23-17
						Super Bowl XLVIII victory vs. Denver, 43-8
2014	Seattle	12	4	0	.750	
						Divisional Playoff victory vs. Carolina, 31-17
						Championship Game victory vs. Green Bay, 28-22 ot
						Super Bowl XLIX loss vs. New England, 28-24
2015	Seattle	10	6	0	.600	2nd, NFC West
						Wild Card victory at Minnesota, 10-9
						Divisional Playoff loss at Carolina, 31-24
2016	Seattle	8	4	1	.654	
Reg. Season (11 Yrs.)		101	71	1	.587	
Postseason (7 Yrs.)		9	6	0	.600	
Combined Record		110	77	1	.588	17

Paul Allen

20th Season as Seahawks Chairman

Paul Allen enters his 20th season as Seahawks chairman after purchasing the franchise on June 30, 1997, after a public-private partnership was crafted and approved by Washington state voters to build a new stadium, CenturyLink Field.

In his championship vision, he has witnessed the most successful stretch in Seahawks history, including the franchise's first Super Bowl title after the 2013 season, a 43-8 victory over the Denver Broncos in Super Bowl XLVIII.

"As an owner who was born and raised here, it's a very special moment and the fulfillment of a dream, not just for me, but for everyone on the team," Mr. Allen said postgame.

Seattle ranks in the top-10 in wins and top-five in multiple postseason categories since the 1997 season.

Most Regular Season Wins Since 1997

Most Regular Season Wins Since 1997

	Team	W	L	T	Pct.
1.	New England Patriots	224	92	0	.709
2.	Green Bay Packers	200	116	1	.632
3.	Pittsburgh Steelers	196	120	1	.620
4.	Denver Broncos	195	122	0	.615
5.	Indianapolis Colts	193	124	0	.609
6.	Baltimore Ravens	176	139	1	.559
7.	**Seattle Seahawks**	**175**	**141**	**1**	**.554**
8.	Philadelphia Eagles	171	144	2	.543
9.	N.Y. Giants	169	147	1	.535
10.	Minnesota Vikings	167	149	1	.528

Most Combined Wins Since 1997

	Team	W	L	T	Pct.
1.	New England Patriots	247	103	0	.706
2.	Green Bay Packers	212	129	1	.621
3.	Pittsburgh Steelers	210	129	1	.619
4.	Denver Broncos	209	130	0	.617
5.	Indianapolis Colts	205	137	0	.599
6.	Baltimore Ravens	191	147	1	.565
7.	**Seattle Seahawks**	**187**	**151**	**1**	**.553**
8.	Philadelphia Eagles	181	154	2	.540
9.	N.Y. Giants	179	153	1	.539
10.	Minnesota Vikings	173	158	1	.523

Most Postseason Wins Since 1997

	Team	W	L	T	Pct.
1.	New England Patriots	23	11	0	.676
2.	Baltimore Ravens	15	8	0	.652
3.	Denver Broncos	14	8	0	.636
	Pittsburgh Steelers	14	9	0	.609
5.	**Seattle Seahawks**	**12**	**10**	**0**	**.545**
	Green Bay Packers	12	13	0	.480
	Indianapolis Colts	12	13	0	.480
8.	N.Y. Giants	10	6	0	.625
	Philadelphia Eagles	10	10	0	.500
10.	San Francisco 49ers	8	7	0	.533

Most Playoff Appearances Since 1997

15	New England Patriots
14	Green Bay Packers
14	Indianapolis Colts
11	**Seattle Seahawks**
11	Denver Broncos
11	Pittsburgh Steelers

Most Division Titles Since 1997

14	New England Patriots
10	Indianapolis Colts
9	Green Bay Packers
8	**Seattle Seahawks**
8	Pittsburgh Steelers

Most Super Bowl Appearances Since 1997

6	New England Patriots
4	Denver Broncos
3	**Seattle Seahawks**
3	N.Y. Giants
3	Pittsburgh Steelers

Kenny Easley

THE ENFORCER IS UP FOR THE PRO FOOTBALL HALL OF FAME'S CLASS OF 2017

On August 15, safety Kenny Easley was selected as the Senior Finalist for the Pro Football Hall of Fame's Class of 2017. Easley was picked by the Hall of Fame's Seniors Committee that met in Canton that day.

Easley was selected out of UCLA by the Seattle Seahawks as the fourth player overall in the 1981 NFL Draft. He embarked on a spectacular seven-year career during which he recorded multiple interceptions each season. In all, he amassed 32 interceptions which he returned for 538 yards and three touchdowns. He was also noted as a dominant tackler and added 8.0 career sacks. His finest season came in 1984 when he was named the NFL's Defensive Player of the Year when he registered a league-leading 10 interceptions and two pick-sixes. Easley was named first-team All-Pro four straight years (1982-85) and voted to five Pro Bowls. He is also a member of the NFL's All-Decade Team of the 1980s.

The Seniors Committee is comprised of nine members of the overall selection committee. Through mail vote, the 2017 senior nominees were reduced to a final list of candidates. Then, on a rotating basis, five of the nine members met at the Pro Football Hall of Fame in Canton to discuss each of the senior candidates and select the finalist. A senior nominee is a player whose career ended at least 25 years ago.

Easley must receive the same 80 percent voting support that is required of all finalists. The Hall's Selection Committee, at its annual meeting to be held on Saturday, February 4, 2017 in Houston, Texas, will consider 18 finalists, including one Senior (Easley), two Contributors (Jerry Jones, Paul Tagliabue), and 15 Modern-Era finalists (to be determined from a preliminary list announced in mid-September). Current bylaws call for a class no smaller than four or larger than eight. The Senior Finalist will be voted on for election independent of the other finalists.

The Class of 2017 will be formally enshrined during the Pro Football Hall of Fame Enshrinement Week in Canton next August.

Kenny Easley was inducted into the Ring of Honor on October 14, 2002, with a sellout crowd and millions watching the Monday Night Football halftime ceremony at home. Easley redefined the strong safety position in seven years from 1981-87. Voted by the Associated Press as the NFL Defensive Player of the Year in 1984, Easley had 32 interceptions in his storied career. This fierce hitter registered 107 tackles, three interceptions and returned an interception 82 yards vs. Cleveland in his rookie campaign, earning him AFC Rookie of the Year by the NFL Players' Association. The following season, Easley would earn the first of five Pro Bowl appearances, including being named a starter from 1983-85, and again in 1987. The crowning jewel of Easley's career came in 1984 where he spearheaded the NFL's sixth-rated defense that culminated into a Seahawks record 12 wins in the regular season and a Wild Card victory over the rival Los Angeles Raiders. He tied a Seahawks team record by intercepting 10 passes, including three against San Diego on October 29. Easley would be named first-team All-NFL by the Associated Press for the second year in a row and was bestowed that honor again in 1985. Easley finished his career with 498 tackles, seven sacks, 10 forced fumbles, nine fumble recoveries, and 32 interceptions.

EASLEY'S SINGLE-GAME HIGHS

Interceptions: 3* vs. San Diego (10/29/84)
Longest Interception Return: 82 vs. Cleveland (12/20/81)
Most Yards Returned: 125 vs. Cleveland (12/20/81)
Most Touchdowns: 1, 3 times, last vs. Kansas City (11/4/84)
* Team Record

EASLEY'S NFL RECORD

Club	G/S	Tkl.	QB	Int.	Yds.	Avg.	LG	TD	FF	FR
1981 Seattle	14/14	107	0.0	3	155	51.7	82t	1	0	4
1982 Seattle	8/8	55	2.0	4	48	12.0	44	0	1	1
1983 Seattle	16/15	82	3.0	7	106	13.2	38	0	1	3
1984 Seattle	16/16	75	0.0	10*	126	12.6	58	2	3	1
1985 Seattle	13/13	79	2.0	2	22	11.0	16	0	3	1
1986 Seattle	10/10	59	1.0	2	34	17.0	24	0	2	0
1987 Seattle	12/11	41	0.0	4	47	11.8	22	0	0	1
Career Totals	89/87	498	8.0	32	538	15.8	82t	3	10	11
Seahawks Totals	89/87	498	8.0	32	538	15.8	82t	3	10	11

* Team Record

Playoff Games Played/Started: 1983: 3/3, 1984: 2/2. Career: 5/5

SEATTLE SEAHAWKS / WEEK 14 / THROUGH SUNDAY, DECEMBER 11, 2016

WON 8, LOST 4, TIED 1

09/11	W 12-10	Miami	69,012
09/18	L 3- 9	at Los Angeles	91,046
09/25	W 37-18	San Francisco	69,010
10/02	W 27-17	at New York Jets	78,160
10/16	W 26-24	Atlanta	69,071
10/23	T 6- 6 OT	at Arizona	65,089
10/30	L 20-25	at New Orleans	73,188
11/07	W 31-25	Buffalo	69,084
11/13	W 31-24	at New England	66,829
11/20	W 26-15	Philadelphia	69,190
11/27	L 5-14	at Tampa Bay	63,674
12/04	W 40- 7	Carolina	69,104
12/11	L 10-38	at Green Bay	78,057
12/15		Los Angeles	
12/24		Arizona	
01/01		at San Francisco	

	Sea.	Opp.
TOTAL FIRST DOWNS	252	259
Rushing	69	75
Passing	165	156
Penalty	18	28
3rd Down: Made/Att	61/163	76/180
3rd Down Pct.	37.4	42.2
4th Down: Made/Att	3/7	4/13
4th Down Pct.	42.9	30.8
POSSESSION AVG.	29:04	30:56
TOTAL NET YARDS	4649	4293
Avg. Per Game	357.6	330.2
Total Plays	811	849
Avg. Per Play	5.7	5.1
NET YARDS RUSHING	1354	1284
Avg. Per Game	104.2	98.8
Total Rushes	321	364
NET YARDS PASSING	3295	3009
Avg. Per Game	253.5	231.5
Sacked/Yards Lost	32/248	32/209
Gross Yards	3543	3218
Att./Completions	458/297	453/280
Completion Pct.	64.8	61.8
Had Intercepted	11	11
PUNTS/AVERAGE	61/44.1	64/41.8
NET PUNTING AVG.	61/39.9	64/36.5
PENALTIES/YARDS	95/810	84/739
FUMBLES/BALL LOST	17/5	14/5
TOUCHDOWNS	28	26
Rushing	12	11
Passing	15	14
Returns	1	1

* SCORE BY PERIODS	Q1	Q2	Q3	Q4	OT	PTS
TEAM	63	109	29	70	3	274
OPPONENTS	48	73	38	70	3	232

* SCORING	TD-Ru	Pa	Rt	K-PAT	FG	S	PTS
Hauschka	0 0	0	0	23/27	27/30	0	104
Michael TM	7 6	1	0		0		42
Baldwin	5 0	5	0		0		30
Graham	5 0	5	0		0		30
McEvoy	2 0	2	0		0		12
Rawls	2 2	0	0		0		12
Wilson	2 1	1	0		0		12
Collins	1 1	0	0		0		6
Lockett	1 1	0	0		0		6
Prosise	1 1	0	0		0		6
Spiller TM	1 0	1	0		0		6
Thomas	1 0	0	1		0		6
TEAM	28 12	15	1	23/27	27/30	1	274
OPPONENTS	26 11	14	1	22/22	16/23	0	232

2-Pt Conv: TM 0-1, OPP 3-4

SACKS: Avril 10, Clark 7.5, Bennett 3, Wright 3, Wagner 2.5, Marsh 2, Reed 1.5, Coyle 1, Rubin 1, Moore 0.5, TM 32, OPP 32

FUM/LOST: Wilson 6/1, Collins 2/1, Graham 2/2, Michael(TM) 2/1, Ryan 2/0, Baldwin 1/0, Britt 1/0, M. Johnson(LG) 1/1, Spiller(TM) 1/0

* PASSING	Att	Cmp	Yds	Cmp%	Yds/Att	TD	TD%	Int	Int%	Long	Sack/Lost	Rating
Wilson	443	286	3382	64.6	7.63	13	2.9	10	2.3	59	32/ 248	88.1
Boykin	12	9	103	75.0	8.58	1	8.3	1	8.3	31	0/ 0	93.4
Baldwin	1	1	15	100.0	15.00	1	100.0	0	0.0	15t	0/ 0	158.3
McEvoy	1	1	43	100.0	43.00	0	0.0	0	0.0	43	0/ 0	118.8
Ryan	1	0	0	0.0	0.00	0	0.0	0	0.0	---	0/ 0	39.6
TEAM	458	297	3543	64.8	7.74	15	3.3	11	2.4	59	32/ 248	89.3
OPPONENTS	453	280	3218	61.8	7.10	14	3.1	11	2.4	66t	32/ 209	83.4

* RUSHING		No.	Yds	Avg	Long	TD
Michael	TM	117	469	4.0	41t	6
Rawls		72	293	4.1	45t	2
Wilson		54	207	3.8	18	1
Prosise		30	172	5.7	72t	1
Lockett		6	114	19.0	75t	1
Pope	LG	12	44	3.7	18	0
Pope	TM	11	43	3.9	18	0
Collins		17	42	2.5	8	1
Magee	TM	3	12	4.0	5	0
Spiller	TM	3	9	3.0	13	0
M. Johnson	LG	1	2	2.0	2	0
Tukuafu		2	2	1.0	2	0
Farmer		1	1	1.0	1	0
Baldwin		1	-4	-4.0	-4	0
Boykin		4	-6	-1.5	1	0
TEAM		321	1354	4.2	75t	12
OPPONENTS		364	1284	3.5	34	11

* RECEIVING		No.	Yds	Avg	Long	TD
Baldwin		74	878	11.9	59	5
Graham		58	785	13.5	40	5
Kearse		35	429	12.3	31	0
Lockett		32	429	13.4	53	0
Michael	TM	20	96	4.8	13	1
Prosise		17	208	12.2	43	0
Richardson		13	206	15.8	39	0
Rawls		11	91	8.3	20	0
Willson		9	84	9.3	19	0
McEvoy		7	124	17.7	42t	2
Collins		6	61	10.2	14	0
M. Johnson	LG	5	44	8.8	21	0
Spiller	TM	5	43	8.6	24	1
Vannett		3	32	10.7	21	0
Reece	LG	2	38	19.0	31	0
Reece	TM	2	38	19.0	31	0
Wilson		2	14	7.0	15t	1
B. Williams		1	16	16.0	16	0
Pope	LG	1	5	5.0	5	0
Pope	TM	1	5	5.0	5	0
Farmer		1	4	4.0	4	0
TEAM		297	3543	11.9	59	15
OPPONENTS		280	3218	11.5	66t	14

* INTERCEPTIONS	No.	Yds	Avg	Long	TD
Sherman	4	37	9.3	31	0
Chancellor	2	5	2.5	5	0
Thomas	2	5	2.5	5	0
Morgan	1	14	14.0	14	0
Wagner	1	9	9.0	9	0
Shead	1	2	2.0	2	0
TEAM	11	72	6.5	31	0
OPPONENTS	11	145	13.2	32	0

* PUNTING	No.	Yds	Avg	Net	TB	In 20	Lg	Blk
Ryan	60	2690	44.8	39.9	3	22	62	1
TEAM	61	2690	44.1	39.9	3	22	62	1
OPPONENTS	64	2673	41.8	36.5	6	30	61	1

* PUNT RETURNS	Ret	FC	Yds	Avg	Long	TD
Lockett	25	18	220	8.8	62	0
Sherman	0	2	0	---	---	0
TEAM	25	20	220	8.8	62	0
OPPONENTS	25	17	195	7.8	24	0

* KICKOFF RETURNS	No.	Yds	Avg	Long	TD
Lockett	20	530	26.5	46	0
Marsh	2	17	8.5	10	0
Richardson	2	39	19.5	20	0
Spiller TM	2	46	23.0	24	0
Howsare LG	1	15	15.0	15	0
B. Williams	1	12	12.0	12	0
Willson	1	0	0.0	0	0
TEAM	28	644	23.0	46	0
OPPONENTS	20	435	21.8	45	0

* FIELD GOALS	1-19	20-29	30-39	40-49	50+
Hauschka	0/ 0	9/11	10/10	7/ 8	1/1
TEAM	0/ 0	9/11	10/10	7/ 8	1/1
OPPONENTS	0/ 0	4/ 6	6/ 7	5/ 6	1/4

Hauschka: (39G,38G)(23G)(33G,33G,22G)(33G,53G)(42G,29N,44G)(40G,36G,28N)(44G,21G)(49G)(27G,31G,41G,23G)(21G,35G,44N)(43G)(23G,37G,31G,28G)(28G) OPP: (41G,27B)(39G,28G,47G)(22G,53N)(34G)(33G)(39B,46G,45G,24N)(22G,53G,21G,41G)(31G,54N)(30G)()(48N)()(51N,38G)

Defensive Statistics

	Total	Solo	Assist	Sacks	Yards	QH	Int	PD	FF	FR
Wagner, B.	139	75	64	2.5	20.0	14	1	2	0	0
Wright, K.	103	62	41	3.0	7.0	5	0	4	1	0
Shead, D.	65	48	17	0	0	0	1	13	1	0
Chancellor, K.	61	35	26	0	0	0	2	7	1	0
Sherman, R.	49	30	19	0	0	0	4	10	0	1
Thomas, E.	46	24	22	0	0	0	2	10	0	1
McDaniel, T.	39	16	23	0	0	1	0	2	0	1
Lane, J.	38	28	10	0	0	0	0	2	0	0
Clark, F.	36	18	18	7.5	48.0	16	0	1	1	0
McCray, K.	35	20	15	0	0	0	0	1	0	0
Avril, C.	34	18	16	10.0	73.0	24	0	3	4	0
Reed, J.	29	10	19	1.5	3.5	4	0	3	0	0
Bennett, M.	28	18	10	3.0	22.0	13	0	0	0	0
Rubin, A.	28	17	11	1.0	9.0	2	0	1	2	0
Coyle, B.	15	7	8	1.0	1.0	1	0	0	0	0
Terrell, S.	14	9	5	0	0	0	0	1	0	1
Marsh, C.	12	9	3	2.0	22.0	5	0	0	1	1
Thorpe, N.	9	6	3	0	0	0	0	0	0	0
Moore, D.	7	3	4	0.5	3.5	1	0	0	0	0
Morgan, M.	7	3	4	0	0	0	1	1	0	0
Pierre-Louis, K.	6	3	3	0	0	0	0	0	0	0
Siliga, S.	5	3	2	0	0	0	0	0	0	0
Smith, G.	5	1	4	0	0	0	0	0	0	0
Jenkins, J.	3	0	3	0	0	0	0	0	0	0
Elliott, D.	1	1	0	0	0	0	0	0	0	0
Jefferson, Q.	1	0	1	0	0	0	0	0	0	0
Tripp, J.	1	1	0	0	0	0	0	0	0	0

Special Teams Tackles

	Total	Solo	Assist	FF	FR	Blocks
Thorpe, N.	8	6	2	0	0	0
Elliott, D.	6	4	3	0	0	0
McDonald, D.	6	5	1	0	0	0
Pierre-Louis, K.	4	3	1	0	0	0
Chancellor, K.	3	2	1	0	0	0
McCray, K.	3	3	0	0	0	0
Marsh, C.	3	2	1	0	0	1
Powell, T.	3	2	1	0	0	0
Terrell, S.	3	2	1	0	0	0
Freese, N.	3	1	2	1	0	0
Hauschka, S.	2	2	0	1	0	0
Lane, J.	2	2	0	0	0	0
Morgan, M.	2	1	1	0	0	0
Richardson, P.	2	2	0	0	0	0
Thomas, E.	2	0	2	0	0	0
Williams, B.	2	0	2	0	0	0
Coyle, B.	1	0	1	0	0	0
Shead, D.	1	1	0	0	0	0
Tukuafu, W.	1	0	1	0	0	0
McEvoy, T.	0	0	0	0	0	1
Wagner, B.	0	0	0	0	0	1

Fumbles

	Fum	Lost	Own-Rec	O.B.
Wilson, R.	6	1	3	1
Graham, J.	2	2	0	0
Michael, C.	2	1	1	0
Ryan, J.	2	0	2	0
Baldwin, D.	1	0	0	1
Britt, J.	1	0	0	0
Collins, A.	1	1	0	0
Spiller, C.	1	0	1	0
Glowinski, M.	0	0	2	0

Transactions

2/8	Signed to future contracts	TE Brandon Cottom
		LS Andrew East
		CB George Farmer
		WR Deshon Foxx
		WR Antwan Goodley
		DT Justin Hamilton
		CB Stanley Jean-Baptiste
		WR Douglas McNeil III
		C Drew Nowak
		G Will Pericak
		T Terry Poole
		CB Trovon Reed
		TE Ronnie Shields
		DE Josh Shirley
		QB Phillip Sims
		WR Tyler Slavin
		S Robert Smith
		DE DeAngelo Tyson
2/11	Signed	WR Jeff Fuller
		RB Cameron Marshall
3/7	Re-signed	DT Ahtyba Rubin
3/8	Released	DT Jesse Williams
3/9	Re-signed	CB Jeremy Lane
3/10	Re-signed	WR Jermaine Kearse
3/11	Re-signed	P Jon Ryan
3/14	Signed	T Bradley Sowell
		DT Sealver Siliga
3/15	Signed	T J'Marcus Webb
3/16	Terminated veteran contract	LS Clint Gresham
	Signed	LB Eric Pinkins
3/17	Signed	RB Christine Michael
3/19	Re-signed	LB Mike Morgan
3/24	Released	LS Andrew East
	Signed	LS Drew Ferris
3/29	Named Asst. DBs coach	Ricky Manning, Jr.
4/1	Signed	DE Chris Clemons
4/18	Signed	CB Brandon Browner
4/28	Released	QB Phillip Sims
	Signed	DE Tavaris Barnes
		TE Brandon Williams
5/3	Signed	QB Jake Heaps
5/4	Released	RB Cameron Marshall
		C Drew Nowak
		TE Ronnie Shields
		LB Josh Shirley
		WR Tyler Slavin
5/5	Placed on res./retired list	RB Marshawn Lynch
5/6	Signed drafted rookies	RB Alex Collins
		C Joey Hunt
		G/T Germain Ifedi
		DT Quinton Jefferson
		WR Kenny Lawler
		G Rees Odhiambo
		RB C.J. Prosise
		DT Jarran Reed
		TE Nick Vannett
	Signed	QB Trevone Boykin
		DT Brandin Bryant
		DB DeAndre Elliott
5/6 cont.		T George Fant
		DE Christian French
		DT Lars Koht
		LB Steve Longa
		RB Tre Madden
		T Lene Maiava
		S Tanner McEvoy
		DE Montese Overton
		DE David Perkins
		SS Tyvis Powell
5/9	Released	DT A.J. Francis
		DT Lars Koht
		SS Robert Smith
	Waived/injured	WR Jeff Fuller
		CB Mohammed Seisay
	Signed	CB Jamal Marshall
		LB Pete Robertson
		FB Taniela Tupou
		TE Ronnie Shields
		WR Tyler Slavin
	Signed drafted rookie	RB Zac Brooks
5/16	Waived/injured	LB Christian French
	Signed	LB Khairi Fortt
6/2	Released	CB Jamal Marshall
	Signed	LB Kyle Coleman
6/28	Released	LB Khairi Fortt
	Signed	LS Nolan Frese
	Signed to extension	WR Doug Baldwin
7/29	Released	T Lene Maiava
	Signed	WR Montario Hunter
7/31	Waived/injured	WR Tyler Slavin
	Signed	TE Clayton Echard
8/4	Placed on res./retired list	DE Chris Clemons
	Released	LS Drew Ferris
	Signed	SS Keenan Lambert
		RB Cameron Marshall
8/6	Waived/injured	TE Brandon Cottom
		TE Cooper Helfet
		RB Tre Madden
		DE David Perkins
		G Kona Schwenke
		TE Ronnie Shields
	Signed	FB Jonathan Amosa
		G Jahri Evans
		WR E.Z. Nwachukwu
		LB Kache Palacio
		RB Troymaine Pope
		TE Joe Sommers
8/9	Waived/injured	DE Tavaris Barnes
	Signed	DE Josh Shirley
8/11	Released	DE Montese Overton
	Signed	DE Tylor Harris
8/15	Released	RB Cameron Marshall
	Signed	LB Quayshawn Nealy
8/16	Waived/injured	CB Stanley Jean-Baptiste
	Signed	DT Tony McDaniel
8/21	Released	FB Jonathan Amosa
	Signed	FB Will Tukuafu
8/29	Released	FB Kyle Coleman
		WR Montario Hunter
		DE DeAngelo Tyson
	Terminated veteran contract	CB Brandon Browner
	Waived/injured	WR Deshon Foxx
	Placed in injured reserve	DT Sealver Siliga
8/30	Released	RB Zac Brooks
		C Patrick Lewis
		LB Quayshawn Nealy
		LB Pete Robertson
		G Kristjan Sokoli
	Waived/injured	RB George Farmer
		CB Trovon Reed
		DE Josh Shirley
		WR Kevin Smith
9/3	Released	DT Brandin Bryant
		TE Clayton Echard
		WR Antwan Goodley
		DE Tylor Harris
		QB Jake Heaps
		S Keenan Lambert
		WR Kenny Lawler
		LB Steve Longa
		WR Douglas McNeil III
		WR E.Z. Nwachukwu
		LB Kache Palacio
		G Will Pericak
		RB Troymaine Pope
		DE Ryan Robinson
		CB Tye Smith
		DT/FB Tani Tupou
		WR Kasen Williams
	Terminated veteran contract	G Jahri Evans
		FB Will Tukuafu
	Waived/injured	CB Marcus Burley
		DT Jordan Hill
		LB Eric Pinkins
		T Terry Poole
		TE Joe Sommers
	Traded to Oakland	Cond. 2017 draft pick
	Acquired from Oakland	S Dewey McDonald
9/4	Released	DT Justin Hamilton
	Claimed	DT Garrison Smith
9/5	Signed	FB Tani Tupou
	Signed to practice squad	DE Tylor Harris
		WR Kenny Lawler

Transactions

9/5 cont.		WR Marcus Lucas
		LB Kache Palacio
		G Will Pericak
		WR Rodney Smith
		LB Jordan Tripp
		WR Kasen Williams
9/6	Signed to practice squad	T Takoby Cofield
		DT Justin Hamilton
9/8	Released from practice sq.	DE Tylor Harris
	Signed to practice squad	CB Tye Smith
9/10	Released from practice sq.	T Takoby Cofield
	Signed to practice squad	WR Antwan Goodley
9/13	Released	CB Tharold Simon
		FB Tani Tupou
	Signed	CB Neiko Thorpe
		FB Will Tukuafu
	Released from practice sq.	DT Justin Hamilton
		WR Rodney Smith
		WR Kasen Williams
	Signed to practice squad	DE Tylor Harris
		QB Jake Heaps
		T Michael Ola
9/20	Released from practice sq.	T Michael Ola
		CB Tye Smith
	Signed to practice squad	WR Kasen Williams
9/21	Released	FB Will Tukuafu
	Signed to practice squad	RB Terrence Magee
9/24	Signed	RB Terrence Magee
9/25	Signed to practice squad	G Robert Myers
9/27	Released from practice sq.	WR Antwan Goodley
	Signed to practice squad	RB Zac Brooks
9/28	Released	RB Terrence Magee
	Signed	RB C.J. Spiller
10/3	Released from IR	T Terry Poole
	Placed on injured reserve	LB Mike Morgan
	Released from practice sq.	QB Jake Heaps
10/4	Signed	LB Jordan Tripp
	Signed to practice squad	DE Sterling Bailey
10/11	Signed to practice squad	FB Julian Howsare
10/18	Placed on injured reserve	DT Garrison Smith
	Signed	DT Sealver Siliga
10/20	Released from practice sq.	DE Sterling Bailey
	Signed to practice squad	DT Justin Hamilton
10/25	Placed on injured reserve	DT Quinton Jefferson
	Signed	DE Malliciah Goodman
	Released from practice sq.	RB Zac Brooks
10/26	Released	RB C.J. Spiller
	Signed	FB Will Tukuafu
	Signed to practice squad	QB Joel Stave
11/1	Released	DE Malliciah Goodman
	Signed	DE Damontre Moore
	Released from practice sq.	FB Julian Howsare
		QB Joel Stave
	Signed to practice squad	RB George Farmer
11/2	Signed to practice squad	FS Pierre Desir
11/4	Released from practice sq.	RB George Farmer
	Signed to practice squad	RB Troymaine Pope
11/8	Released from practice sq.	WR Kenny Lawler
11/9	Signed to practice squad	RB George Farmer
11/15	Released	RB Christine Michael
		DT Sealver Siliga
	Signed	DT John Jenkins
	Signed from practice squad	RB Troymaine Pope
11/16	Signed to the practice sq.	WR Kenny Lawler
11/22	Released	T/G J'Marcus Webb
	Placed on PS/IR	DT Tylor Harris
	Signed to practice squad	RB Zac Brooks
11/23	Signed from practice squad	RB George Farmer
	Signed to practice squad	FB Malcolm Johnson
11/29	Released from practice sq.	RB Zac Brooks
		FB Malcolm Johnson
	Signed to practice squad	WR Kevin Smith
11/30	Signed to practice squad	RB Kelvin Taylor
12/3	Placed on injured reserve	LB Jordan Tripp
	Activated from IR	LB Mike Morgan
12/6	Placed on injured reserve	S Earl Thomas
	Released	RB George Farmer
	Signed	FB Marcel Reece
		S Jeron Johnson
	Released from practice sq.	WR Kevin Smith
	Signed to practice squad	DT Shaneil Jenkins
12/8	Released from practice sq.	RB Kelvin Taylor
	Signed to practice squad	RB George Farmer

(1,548th transaction since 2010)

Participation Chart

Game	1	2	3	4	5	6	7	8	9	10	11	12	13	14	15	16	2016			
Date	9/11	9/18	9/25	10/2	10/16	10/23	10/30	11/7	11/13	11/20	11/27	12/4	12/11	12/15	12/24	1/1	G	S	IN	DNP
Game	Mia	@LA	SF	@NYJ	Atl	@Ari	@NO	Buf	@NE	Phi	@TB	Car	@GB	LA	Ari	@SF				
Avril, C.	RDE	RDE	RDE	RDE	RDE	RDE	RDE	RDE	RDE	RDE	RDE	RDE	RDE				13	13	0	0
Baldwin, D.	WR	wr	WR	WR	WR	WR	WR	WR	WR	WR	WR	WR	WR				13	12	0	0
Bennett, M.	LDE	LDE	LDE	LDE	LDE	LDE	in	in	in	in	in	LDE	LDE				8	8	5	0
Boykin, T.	dnp	dnp	qb	dnp	dnp	dnp	dnp	dnp	dnp	rb	dnp	qb	qb				4	0	0	9
Britt, J.	C	C	C	C	C	C	C	C	C	C	dnp	C	C				12	12	0	1
Chancellor, K.	SS	SS	SS	SS	in	in	in	in	SS	SS	SS	SS	SS				9	9	4	0
Clark, F.	de	de	de	de	in	de	LDE	LDE	LDE	LDE	LDE	de	de				13	5	1	0
Collins, A.	in	rb	rb	rb	rb	rb	dnp	rb	rb	in	rb	in	rb				9	0	3	1
Coyle, B.	sub	sub	sub	sub	sub	lb	OLB	OLB	lb	OLB	in	in	in				10	3	3	0
Elliott, D.	sub	in	sub	sub	sub	sub	in	in	sub	cb	cb	cb	sub				10	0	3	0
Fant, G.	sub	sub	t	in	in	t	LT	LT	LT	LT	LT	LT	LT				11	7	2	0
Farmer, G.											rb	rb	ps				2	0	0	0
Frese, N.	sub	sub	sub	sub	sub	sub	sub	sub	sub	sub	sub	sub	sub				13	0	0	0
Gilliam, G.	RT	RT	RT	RT	RT	RT	RT	RT	RT	RT	RT	in	in				11	11	2	0
Glowinski, M.	LG	LG	LG	LG	LG	LG	LG	LG	LG	LG	LG	LG	LG				13	13	0	0
Goodman, M.							de										1	0	0	0
Graham, J.	te	TE	TE	TE	TE	TE	TE	TE	TE	TE	TE	TE	TE				13	12	0	0
Hauschka, S.	k	k	k	k	k	k	k	k	k	k	k	k	k				13	0	0	0
Hunt, J.	dnp	dnp	dnp	dnp	fb	sub	c	dnp	dnp	sub	C	dnp	sub				6	1	0	7
Ifedi, G.	in	in	in	RG	RG	RG	RG	RG	RG	RG	RG	RG	RG				10	10	3	0
Jefferson, Q.	de	de	in	de	in	in	ir	ir	ir	ir	ir	ir	ir				3	0	3	0
Jenkins, J.										dt	dt	in	in				2	0	2	0
Johnson, J.													sub				1	0	0	0
Kearse, J.	WR	wr	WR	WR	WR	WR	WR	WR	WR	WR	WR	WR	WR				13	12	0	0
Lane, J.	CB	cb	CB	CB	CB	cb	cb	cb	CB	cb	RCB	cb	CB				13	7	0	0
Lockett, T.	WR	WR	wr	wr	WR	WR	WR	WR	wr	wr	wr	wr	WR				13	7	0	0
McCray, K.	sub	sub	sub	sub	SS	SS	SS	SS	sub	s	sub	s	sub				13	4	0	0
McDaniel, T.	dt	dt	dt	RDT	RDT	RDT	RDT	RDT	RDT	RDT	RDT	RDT	RDT				13	10	0	0
McDonald, D.	in	in	sub	sub	sub	sub	sub	sub	sub	sub	sub	sub	sub				11	0	2	0
McEvoy, T.	wr	in	wr	wr	wr	wr	wr	wr	in	wr	wr	wr	wr				11	0	2	0
Magee, T.			rb														1	0	0	0
Marsh, C.	lb	lb	lb	lb	lb	OLB	lb	lb	lb	lb	lb	lb	lb				13	1	0	0
Michael, C.	RB	rb	RB	RB	RB	RB	RB	RB	rb								9	7	0	0
Moore, D.								de	de	de	in	de	in				4	0	2	0
Morgan, M.	lb	OLB	lb	lb	ir	ir	ir	ir	ir	ir	ir	OLB	lb				6	2	0	0
Odhiambo, R.	in	sub	in	in	in	in	dnp	in	in	t	sub	t	t				5	0	7	1
Pierre-Louis, K.	lb	sub	sub	sub	lb	in	in	sub	sub	in	lb	lb	sub				10	0	3	0
Pope, T.								ps	ps	rb	in	rb	rb				3	0	1	0
Powell, T.	sub	sub	in	in	sub	sub	sub	sub	in	in	sub	sub	in				8	0	5	0
Prosise, C.	rb	in	in	in	in	rb	rb	rb	RB	RB	in	in	in				6	2	7	0
Rawls, T.	rb	RB	in	in	in	in	in	in	in	rb	RB	RB	RB				6	4	7	0
Reece, M.													fb				1	0	0	0
Reed, J.	RDT	RDT	RDT	in	dt	dt	dt	dt	dt	dt	dt	dt	dt				12	3	1	0
Richardson, P.	wr	wr	wr	wr	wr	wr	wr	wr	wr	wr	wr	in	wr				12	0	1	0
Rubin, A.	LDT	LDT	LDT	LDT	LDT	LDT	LDT	LDT	LDT	LDT	LDT	LDT	LDT				13	13	0	0
Ryan, J.	p	p	p	p	p	p	p	p	p	p	p	p	p				13	0	0	0
Shead, D.	RCB	RCB	RCB	RCB	RCB	RCB	RCB	RCB	RCB	RCB	in	RCB	RCB				12	12	1	0
Sherman, R.	LCB	LCB	LCB	LCB	LCB	LCB	LCB	LCB	LCB	LCB	LCB	LCB	LCB				13	13	0	0
Siliga, S.						dt	dt	dt	dt								4	0	0	0
Simon, T.	in																0	0	1	0
Smith, G.	in	in	dt	dt	dt	ir	ir	ir	ir	ir	ir	ir	ir				3	0	2	0
Sowell, B.	LT	LT	LT	LT	LT	LT	in	in	in	in	t	RT	RT				9	8	4	0
Spiller, C.				rb	rb	in											2	0	1	0
Terrell, S.	sub	sub	sub	s	sub	sub	sub	s	s	s	FS	s	FS				13	2	0	0
Thomas, E.	FS	FS	FS	FS	FS	FS	FS	FS	FS	FS	in	FS	ir				11	11	1	0
Thorpe, N.		sub	sub	sub	sub	sub	sub	sub	sub	cb	cb	cb	cb				12	0	0	0
Tripp, J.					sub	lb	sub	sub	sub	sub	OLB	ir					7	1	0	0
Tukuafu, W.		fb					fb	fb	fb	fb	fb/dt	fb	in				7	0	1	0
Tupou, T.	fb																1	0	0	0
Vannett, N.	in	in	in	in	te	te	te	te	TE	in	te	TE	te				8	2	5	0
Wagner, B.	MLB	MLB	MLB	MLB	MLB	MLB	MLB	MLB	MLB	MLB	MLB	MLB	MLB				13	13	0	0
Webb, J.	RG	RG	RG	sub	t	sub	sub	t	t	in							9	3	1	0
Williams, B.	te	TE	te	te	te	te	te	te	te	te	te	te	te				13	1	0	0
Willson, L.	TE	TE	TE	TE	te	in	in	in	in	TE	te	in	te				8	5	5	0
Wilson, R.	QB	QB	QB	QB	QB	QB	QB	QB	QB	QB	QB	QB	QB				13	13	0	0
Wright, K.	OLB	OLB	OLB	OLB	OLB	OLB	OLB	OLB	OLB	OLB	OLB	OLB	OLB				13	13	0	0

CAPS - starter; lower case - substitute at position; sub - special teams only; dnp - did not play; in - inactive; ps - practice squad; ir - injured reserve; nfi - non-football injury; sus - suspended, pup - physically unable to perform, exp - exempt

How Built

Year	By Draft	Trade/Waivers/Practice Squad	Free Agents
2016	G/T Germain Ifedi (1)	LB Dewey McDonald (T)	**2016**
	DT Jarran Reed (2)		QB Trevone Boykin
	RB C.J. Prosise (3a)		CB DeAndre Elliott
	TE Nick Vannett (3b)		T George Fant
	G Rees Odhiambo (3c)		LS Nolan Frese
	RB Alex Collins (5b)		DT John Jenkins
	C Joey Hunt (6)		S Jeron Johnson
			DT Tony McDaniel
2015	DE Frank Clark (2)	TE Jimmy Graham (T)	WR Tanner McEvoy
	WR Tyler Lockett (3)	S Kelcie McCray (T)	DE Damontre Moore
	G Mark Glowinski (4b)		RB Troymaine Pope
			SS Tyvis Powell
2014	WR Paul Richardson (2a)		FB Marcel Reece
	T Justin Britt (2b)		T Bradley Sowell (UFA)
	DE Cassius Marsh (4a)		CB Neiko Thorpe
	LB Kevin Pierre-Louis (4c)		FB Will Tukuafu
			TE Brandon Williams
2013	TE Luke Willson (5c)		
			2015
2012	LB Bobby Wagner (2)		RB Thomas Rawls
	QB Russell Wilson (3)		DT Ahtyba Rubin
	CB Jeremy Lane (6a)		
			2014
2011	LB K.J. Wright (4a)	K Steven Hauschka (W)	LB Brock Coyle
	CB Richard Sherman (5a)		T Garry Gilliam
			FS Steven Terrell
2010	S Kam Chancellor (5)		
			2013
			DE Cliff Avril (UFA)
			DE Michael Bennett (UFA)
			2012
			WR Jermaine Kearse
			S DeShawn Shead
			2011
			WR Doug Baldwin
			LB Mike Morgan
			2008
			P Jon Ryan

2016 Seattle Seahawks Alphabetical Roster

No.	Name	Pos.	Ht.	Wt.	Birthdate	Age	Exp.	College	Hometown	Acquired
56	Avril, Cliff	DE	6-3	260	4/8/1986	30	9	Purdue	Green Cove Springs, Fla.	UFA(Det)-'13
89	Baldwin, Doug	WR	5-10	192	9/21/1988	28	6	Stanford	Gulf Breeze, Fla.	FA-'11
72	Bennett, Michael	DE	6-4	274	11/13/1985	31	8	Texas A&M	Alief, Texas	UFA(TB)-'13
2	Boykin, Trevone	QB	6-0	213	8/22/1993	23	R	TCU	Dallas, Texas	FA-'16
68	Britt, Justin	C	6-6	315	5/29/1991	25	3	Missouri	Lebanon, Mo.	D2(b)-'14
31	Chancellor, Kam	SS	6-3	225	4/3/1988	28	7	Virginia Tech	Norfolk, Va.	D5-'10
55	Clark, Frank	DE	6-3	260	6/14/1993	23	2	Michigan	Cleveland, Ohio	D2-'15
36	Collins, Alex	RB	5-10	217	8/26/1994	22	R	Arkansas	Fort Lauderdale, Fla.	D5(b)-'16
52	Coyle, Brock	LB	6-1	245	10/12/1990	26	3	Montana	Bozeman, Mont.	FA-'14
21	Elliott, DeAndre	CB	6-1	189	11/21/1992	24	R	Colorado State	Dallas, Texas	FA-'16
74	Fant, George	T	6-5	296	7/19/1992	24	R	Western Kentucky	Bowling Green, Ky.	FA-'16
48	Frese, Nolan	LS	6-2	233	7/29/1992	24	R	Houston	Roanoke, Texas	FA-'16
79	Gilliam, Garry	T	6-5	315	11/26/1990	26	3	Penn State	Carlisle, Pa.	FA-'14
63	Glowinski, Mark	G	6-4	310	5/3/1992	24	2	West Virginia	Wilkes-Barre, Pa.	D4(b)-'15
88	Graham, Jimmy	TE	6-7	265	11/24/1986	30	7	Miami	Goldsboro, N.C.	T(NO)-'15
4	Hauschka, Steven	K	6-4	210	6/29/1985	31	9	North Carolina State	Needham, Mass.	W(Den)-'11
53	Hunt, Joey	C	6-2	299	2/22/1994	22	R	TCU	El Campo, Texas	D6-'16
76	Ifedi, Germain	G/T	6-5	325	6/2/1994	22	R	Texas A&M	Houston, Texas	D1-'16
92	Jenkins, John	DT	6-4	343	7/11/1989	27	4	Georgia	Meriden, Conn.	FA-'16
32	Johnson, Jeron	SS	5-10	212	6/12/1988	28	6	Boise State	Compton, Calif.	FA-'16
15	Kearse, Jermaine	WR	6-1	209	2/6/1990	26	5	Washington	Lakewood, Wash.	FA-'12
20	Lane, Jeremy	CB	6-0	190	7/14/1990	26	5	Northwestern St. (La.)	Tyler, Texas	D6(a)-'12
16	Lockett, Tyler	WR	5-10	182	9/28/1992	24	2	Kansas State	Tulsa, Okla.	D3-'15
33	McCray, Kelcie	SS	6-2	202	9/21/1988	28	5	Arkansas State	Columbus, Ga.	T(KC)-'15
93	McDaniel, Tony	DT	6-7	305	1/20/1985	31	11	Tennessee	Columbia, S.C.	FA-'16
41	McDonald, Dewey	LB	6-0	220	6/10/1990	26	3	California Univ. (Pa.)	Ranson, W. Va.	T(Oak)-'16
19	McEvoy, Tanner	WR	6-6	230	1/26/1993	23	R	Wisconsin	Hillsdale, N.J.	FA-'16
91	Marsh, Cassius	DE	6-4	245	7/7/1992	24	3	UCLA	Simi Valley, Calif.	D4(a)-'14
97	Moore, Damontre	DE	6-4	260	9/11/1992	24	4	Texas A&M	DeSoto, Texas	FA-'16
57	Morgan, Mike	LB	6-3	235	1/16/1988	28	6	USC	Dallas, Texas	FA-'11
70	Odhiambo, Rees	G	6-4	315	9/23/1992	24	R	Boise State	Mansfield, Ohio	D3(c)-'16
58	Pierre-Louis, Kevin	LB	6-0	230	10/7/1991	25	3	Boston College	Norwalk, Conn.	D4(c)-'14
43	Pope, Troymaine	RB	5-8	205	11/26/1993	22	R	Jacksonville State	Anniston, Ala.	FA-'16
40	Powell, Tyvis	SS	6-3	211	2/16/1994	22	R	Ohio State	Bedford, Ohio	FA-'16
22	Prosise, C.J.	RB	6-1	220	5/20/1994	22	R	Notre Dame	Petersburg, Va.	D3(a)-'16
34	Rawls, Thomas	RB	5-9	215	8/3/1993	23	2	Central Michigan	Flint, Mich.	FA-'15
44	Reece, Marcel	FB	6-1	235	6/23/1985	31	9	Washington	Los Angeles, Calif.	FA-'16
90	Reed, Jarran	DT	6-3	311	12/16/1992	23	R	Alabama	Goldsboro, N.C.	D2-'16
10	Richardson, Paul	WR	6-0	183	4/13/1992	24	3	Colorado	Los Angeles, Calif.	D2(a)-'14
77	Rubin, Ahtyba	DT	6-2	310	7/25/1986	30	9	Iowa State	Pensacola, Fla.	UFA(Cle)-'15
9	Ryan, Jon	P	6-0	217	11/26/1981	35	11	Regina	Regina, Saskatchewan	FA-'08
35	Shead, DeShawn	DB	6-2	212	6/28/1988	28	5	Portland State	Palmdale, Calif.	FA-'12
25	Sherman, Richard	CB	6-3	195	3/30/1988	28	6	Stanford	Compton, Calif.	D5(a)-'11
78	Sowell, Bradley	T	6-7	309	6/6/1989	27	5	Mississippi	Hernando, Miss.	UFA(Ari)-'16
23	Terrell, Steven	FS	5-10	197	9/21/1990	26	4	Texas A&M	Allen, Texas	FA-'14
27	Thorpe, Neiko	CB	6-2	198	2/11/1990	26	4	Auburn	Tucker, Ga.	FA-'16
46	Tukuafu, Will	FB	6-2	280	1/3/1984	32	7	Oregon	Salt Lake City, Utah	FA-'14
81	Vannett, Nick	TE	6-6	257	3/6/1993	23	R	Ohio State	Westerville, Ohio	D3(b)-'16
54	Wagner, Bobby	LB	6-0	245	6/27/1990	26	5	Utah State	Ontario, Calif.	D2-'12
86	Williams, Brandon	TE	6-3	247	10/13/1987	29	4	Oregon	Merrionette, Ill.	FA-'16
82	Willson, Luke	TE	6-5	252	1/15/1990	26	4	Rice	Lasalle, Ontario	D5(c)-'13
3	Wilson, Russell	QB	5-11	215	11/29/1988	28	5	Wisconsin	Richmond, Va.	D3-'12
50	Wright, K.J.	LB	6-4	246	7/23/1989	27	6	Mississippi State	Olive Branch, Miss.	D4(a)-'11

Head Coach: Pete Carroll, Darrell Bevell (Offensive Coordinator), Kris Richard, (Defensive Coordinator), Michael Barrow (Linebackers), Dwaine Board (Asst. Defensive Line), Tom Cable (Asst. Head Coach/Offensive Line), Dave Canales (Wide Receivers), Chris Carlisle (Head Strength & Conditioning), Brennan Carroll (Asst. Offensive Line), Nate Carroll (Asst. Wide Receivers), Andre Curtis (Defensive Backs), Heath Farwell (Coaching Asst.), Mondray Gee (Asst. Strength & Conditioning), John Glenn (Defensive Asst.), Will Harriger (Asst. Quarterbacks), Travis Jones (Defensive Line), Pat McPherson (Tight Ends), Ricky Manning, Jr. (Asst. Defensive Backs), Chad Morton (Asst. Running Backs/Asst. Special Teams), Pat Ruel (Asst. Offensive Line), Brian Schneider (Special Teams Coordinator), Rocky Seto (Assistant Head Coach/Defense), Carl Smith (Quarterbacks), Sherman Smith (Running Backs), Nick Sorensen (Asst. Defensive Backs/Asst. Special Teams), Lofa Tatupu (Asst. Linebackers), Jamie Yanchar (Assistant Strength & Conditioning).

2016 Seattle Seahawks Numerical Roster

No.	Name	Pos.	Ht.	Wt.	Birthdate	Age	Exp.	College	Hometown	Acquired
2	Trevone Boykin	QB	6-0	213	8/22/1993	23	R	TCU	Dallas, Texas	FA-'16
3	Russell Wilson	QB	5-11	215	11/29/1988	28	5	Wisconsin	Richmond, Va.	D3-'12
4	Steven Hauschka	K	6-4	210	6/29/1985	31	9	North Carolina State	Needham, Mass.	W(Den)-'11
9	Jon Ryan	P	6-0	217	11/26/1981	35	11	Regina	Regina, Saskatchewan	FA-'08
10	Paul Richardson	WR	6-0	183	4/13/1992	24	3	Colorado	Los Angeles, Calif.	D2(a)-'14
15	Jermaine Kearse	WR	6-1	209	2/6/1990	26	5	Washington	Lakewood, Wash.	FA-'12
16	Tyler Lockett	WR	5-10	182	9/28/1992	24	2	Kansas State	Tulsa, Okla.	D3-'15
19	Tanner McEvoy	WR	6-6	230	1/26/1993	23	R	Wisconsin	Hillsdale, N.J.	FA-'16
20	Jeremy Lane	CB	6-0	190	7/14/1990	26	5	Northwestern St. (La.)	Tyler, Texas	D6(a)-'12
21	DeAndre Elliott	CB	6-1	189	11/21/1992	24	R	Colorado State	Dallas, Texas	FA-'16
22	C.J. Prosise	RB	6-1	220	5/20/1994	22	R	Notre Dame	Petersburg, Va.	D3(a)-'16
23	Steven Terrell	FS	5-10	197	9/21/1990	26	4	Texas A&M	Allen, Texas	FA-'14
25	Richard Sherman	CB	6-3	195	3/30/1988	28	6	Stanford	Compton, Calif.	D5(a)-'11
27	Neiko Thorpe	CB	6-2	198	2/11/1990	26	4	Auburn	Tucker, Ga.	FA-'16
31	Kam Chancellor	SS	6-3	225	4/3/1988	28	7	Virginia Tech	Norfolk, Va.	D5-'10
32	Jeron Johnson	SS	5-10	212	6/12/1988	28	6	Boise State	Compton, Calif.	FA-'16
33	Kelcie McCray	SS	6-2	202	9/21/1988	28	5	Arkansas State	Columbus, Ga.	T(KC)-'15
34	Thomas Rawls	RB	5-9	215	8/3/1993	23	2	Central Michigan	Flint, Mich.	FA-'15
35	DeShawn Shead	DB	6-2	212	6/28/1989	27	5	Portland State	Palmdale, Calif.	FA-'12
36	Alex Collins	RB	5-10	217	8/26/1994	22	R	Arkansas	Fort Lauderdale, Fla.	D5(b)-'16
40	Tyvis Powell	SS	6-3	211	2/16/1994	22	R	Ohio State	Bedford, Ohio	FA-'16
41	Dewey McDonald	LB	6-0	220	6/10/1990	26	3	California Univ. (Pa.)	Ranson, W. Va.	T(Oak)-'16
43	Troymaine Pope	RB	5-8	205	11/26/1993	22	R	Jacksonville State	Anniston, Ala.	FA-'16
44	Marcel Reece	FB	6-1	235	6/23/1985	31	9	Washington	Los Angeles, Calif.	FA-'16
46	Will Tukuafu	FB	6-2	280	1/3/1984	32	7	Oregon	Salt Lake City, Utah	FA-'14
48	Nolan Frese	LS	6-2	233	7/29/1992	24	R	Houston	Roanoke, Texas	FA-'16
50	K.J. Wright	LB	6-4	246	7/23/1989	27	6	Mississippi State	Olive Branch, Miss.	D4(a)-'11
52	Brock Coyle	LB	6-1	245	10/12/1990	26	3	Montana	Bozeman, Mont.	FA-'14
53	Joey Hunt	C	6-2	299	2/22/1994	22	R	TCU	El Campo, Texas	D6-'16
54	Bobby Wagner	LB	6-0	245	6/27/1990	26	5	Utah State	Ontario, Calif.	D2-'12
55	Frank Clark	DE	6-3	260	6/14/1993	23	2	Michigan	Cleveland, Ohio	D2-'15
56	Cliff Avril	DE	6-3	260	4/8/1986	30	9	Purdue	Green Cove Springs, Fla.	UFA(Det)-'13
57	Mike Morgan	LB	6-3	235	1/16/1988	28	6	USC	Dallas, Texas	FA-'11
58	Kevin Pierre-Louis	LB	6-0	230	10/7/1991	25	3	Boston College	Norwalk, Conn.	D4(c)-'14
63	Mark Glowinski	G	6-4	310	5/3/1992	24	2	West Virginia	Wilkes-Barre, Pa.	D4(b)-'15
68	Justin Britt	C	6-6	315	5/29/1991	25	3	Missouri	Lebanon, Mo.	D2(b)-'14
70	Rees Odhiambo	G	6-4	315	9/23/1992	24	R	Boise State	Mansfield, Texas	D3(c)-'16
72	Michael Bennett	DE	6-4	274	11/13/1985	31	8	Texas A&M	Alief, Texas	UFA(TB)-'13
74	George Fant	T	6-5	296	7/19/1992	24	R	Western Kentucky	Bowling Green, Ky.	FA-'16
76	Germain Ifedi	G/T	6-5	325	6/2/1994	22	R	Texas A&M	Houston, Texas	D1-'16
77	Ahtyba Rubin	DT	6-2	310	7/25/1986	30	9	Iowa State	Pensacola, Fla.	UFA(Cle)-'15
78	Bradley Sowell	T	6-7	309	6/6/1989	27	5	Mississippi	Hernando, Miss.	UFA(Ari)-'16
79	Garry Gilliam	T	6-5	315	11/26/1990	26	3	Penn State	Carlisle, Pa.	FA-'14
81	Nick Vannett	TE	6-6	257	3/6/1993	23	R	Ohio State	Westerville, Ohio	D3(b)-'16
82	Luke Willson	TE	6-5	252	1/15/1990	26	4	Rice	Lasalle, Ontario	D5(c)-'13
86	Brandon Williams	TE	6-3	247	10/13/1987	29	4	Oregon	Merrionette, Ill.	FA-'16
88	Jimmy Graham	TE	6-7	265	11/24/1986	30	7	Miami	Goldsboro, N.C.	T(NO)-'15
89	Doug Baldwin	WR	5-10	192	9/21/1988	28	6	Stanford	Gulf Breeze, Fla.	FA-'11
90	Jarran Reed	DT	6-3	311	12/16/1992	23	R	Alabama	Goldsboro, N.C.	D2-'16
91	Cassius Marsh	DE	6-4	245	7/7/1992	24	3	UCLA	Simi Valley, Calif.	D4(a)-'14
92	John Jenkins	DT	6-4	343	7/11/1989	27	4	Georgia	Meriden, Conn.	FA-'16
93	Tony McDaniel	DT	6-7	305	1/20/1985	31	11	Tennessee	Columbia, S.C.	FA-'16
97	Damontre Moore	DE	6-4	260	9/11/1992	24	4	Texas A&M	DeSoto, Texas	FA-'16
Practice Squad										
11	Kenny Lawler	WR	6-2	203	6/25/1994	22	R	California	Pomona, Calif.	D7(a)-'16
18	Kasen Williams	WR	6-1	219	12/5/1992	24	2	Washington	Sammamish, Wash.	FA-'15
28	Pierre Desir	FS	6-1	198	9/8/1990	26	4	Lindenwood	St. Peters, Mo.	FA-'16
39	George Farmer	RB	6-1	220	7/4/1993	22	2	USC	Los Angeles, Calif.	FA-'16
49	Kache Palacio	LB	6-1	237	1/30/1994	22	R	Washington State	Gardena, Calif.	FA-'16
62	Robert Myers	T	6-5	329	12/26/1991	24	2	Tennessee State	La Vergne, Tenn.	FA-'16
67	Shaneil Jenkins	DT	6-3	284	2/7/1994	22	R	Shepherd	District Heights, Md.	FA-'16
75	Will Pericak	G/C	6-3	300	12/30/1989	26	2	Colorado	Boulder, Colo.	FA-'15
85	Marcus Lucas	TE	6-4	218	3/1/1992	24	3	Missouri	Liberty, Mo.	FA-'16
94	Justin Hamilton	DT	6-2	315	7/27/1993	23	2	Louisiana-Lafayette	Natchez, Miss.	FA-'15
Injured Reserve										
13	Tyler Slavin	WR	6-1	210	1/29/1992	24	1	New Mexico Highlands	Corona, Calif.	FA-'16
26	Mohammed Seisay	CB	6-2	202	5/22/1990	26	3	Nebraska	West Springfield, Va.	T(Det)-'15
29	Earl Thomas	FS	5-10	202	5/7/1989	27	7	Texas	Orange, Texas	D1(b)-'10
30	Stanley Jean-Baptiste	CB	6-3	215	4/12/1990	26	3	Nebraska	Miami, Fla.	FA-'15
38	Tre Madden	RB	6-0	223	8/16/1993	23	R	USC	Alisa Viejo, Calif.	FA-'16
40	Joe Sommers	TE	6-2	241	3/3/1993	23	R	Wisconsin-Oshkosh	Hortonville, Wis.	FA-'16
42	Brandon Cottom	TE	6-2	262	12/21/1992	23	2	Purdue	Newtown, Pa.	FA-'15
64	Tylor Harris (PS)	DE	6-3	306	2/2/1994	22	R	Wake Forest	Baton Rouge, LA	FA-'16
65	Tavaris Barnes	DE	6-4	284	11/2/1991	25	2	Clemson	Jacksonville, Fla.	FA-'16
87	Ronnie Shields	TE	6-4	245	12/15/1991	24	1	Kentucky	Stone Mountain, Ga.	FA-'16
98	Garrison Smith	DT	6-1	310	10/9/1991	25	3	Georgia	Atlanta, Ga.	W(SF)-'16
99	Quinton Jefferson	DT	6-4	291	3/31/1993	23	R	Maryland	Pittsburgh, Pa.	D5(a)-'16

Unofficial Depth Chart
Pronunciation Guide

Offense

WR	89	Doug Baldwin	16	Tyler Lockett		
LT	74	George Fant	70	Rees Odhiambo		
LG	63	Mark Glowinski	70	Rees Odhiambo		
C	68	Justin Britt	53	Joey Hunt		
RG	76	Germain Ifedi	70	Rees Odhiambo		
RT	78	Bradley Sowell	79	Garry Gilliam		
TE	88	Jimmy Graham	82	Luke Willson	86	Brandon Williams
					81	Nick Vannett
WR	15	Jermaine Kearse	10	Paul Richardson	19	Tanner McEvoy
QB	3	Russell Wilson	2	Trevone Boykin		
FB	46	Will Tukuafu	44	Marcel Reece		
RB	34	Thomas Rawls	36	Alex Collins	43	Troymaine Pope
					22	(C.J. Prosise)

Defense

LDE	72	Michael Bennett	55	Frank Clark	97	Damontre Moore
LDT	77	Ahtyba Rubin	92	John Jenkins		
RDT	93	Tony McDaniel	90	Jarran Reed		
RDE	56	Cliff Avril	55	Frank Clark		
OLB	57	Mike Morgan	91	Cassius Marsh	58	Kevin Pierre-Louis
MLB	54	Bobby Wagner	52	Brock Coyle		
OLB	50	K.J. Wright	41	Dewey McDonald		
LCB	25	Richard Sherman	27	Neiko Thorpe		
RCB	35	DeShawn Shead	20	Jeremy Lane	21	DeAndre Elliott
SS	31	Kam Chancellor	33	Kelcie McCray		
FS	23	Steven Terrell	32	Jeron Johnson	40	Tyvis Powell

Specialists

K	4	Steven Hauschka		
P	9	Jon Ryan		
H	9	Jon Ryan		
PR	16	Tyler Lockett	25	Richard Sherman
KR	16	Tyler Lockett	10	Paul Richardson
LS	48	Nolan Frese	78	Bradley Sowell

( ) injured; Underline Rookie or 1st Year

Pronunciation Guide

Trevone Boykin… truh-VON
George Fant… f-ANT
Nolan Frese... rhymes with crease
Steven Hauschka... HOWSH-kuh
Germain Ifedi… jermaine ih-FEH-dee
Cassius Marsh... CASH-iss
Rees Odhiambo… reese oh-dee-AHM-bo
Kevin Pierre-Louis... PEE-air lewis
Jarran Reed… JAIR-in
Ahtyba Rubin... ah-TAH-bah
DeShawn Shead... SHED
Bradley Sowell… rhymes with vowel
Steven Terrell... TAIR-ull
Nick Vannett… VAN-NET

1

Seattle Seahawks 12, Miami Dolphins 10
Sunday, September 11, 2016
CenturyLink Field

The Seattle Seahawks won their eighth-consecutive home opener dating back to 2009, as Russell Wilson led a game-winning touchdown drive scoring with 31 seconds remaining in the game and defeating the Miami Dolphins by a score of 12-10. Seattle's defense gave up just 214 yards on the day. The Seahawks scored first with a Steven Hauschka field goal during the first quarter. The Dolphins scored after a Wilson interception led to field position on the Seattle 42-yard line, and Seattle's defense held Miami to a 39-yard field goal. Seattle added a Hauschka field goal as time expired in the first half, giving the team a 6-3 lead at the half. Ryan Tannehill led the Dolphins on an 86-yard drive late in the fourth quarter and ran it in from two yards out, giving Miami the 10-6 lead with just over four minutes remaining. Wilson and the Seahawks offense drove 75 yards, converting two fourth down attempts, before Wilson connected with Doug Baldwin on a two-yard touchdown pass with 31 seconds remaining. A blocked extra point gave Seattle the 12-10 lead, and Seattle's defense closed the victory with a pair of sacks of Tannehill.

Miami	0	3	0	7	**10**	
Seattle	3	3	0	6	**12**	

				Miami	Seattle
SEA	1	5:11	Hauschka 39 FG (12-46, 6:08)	0	3
MIA	2	8:45	Franks 41 FG (6-19, 2:06)	3	3
SEA	2	0:00	Hauschka 38 FG (10-72, 1:52)	3	6
MIA	4	4:08	Tannehill 2 run (Franks kick) (7-86, 3:01)	10	6
SEA	4	0:31	Baldwin 2 pass Wilson (kick blocked) (14-75, 3:37)	10	12

Att. 69,012

Statistics

Rushing

Miami	Att	Yds	Avg	LG	TD
A. Foster	13	38	2.9	9	0
R. Tannehill	5	17	3.4	11	1
D. Williams	2	9	4.5	5	0
TOTAL	**20**	**64**	**3.2**	**11**	**1**

Seattle	Att	Yds	Avg	LG	TD
C. Michael	15	66	4.4	12	0
T. Rawls	12	32	2.7	8	0
R. Wilson	4	16	4.0	9	0
C. Prosise	1	-2	-2.0	-2	0
TOTAL	**32**	**112**	**3.5**	**12**	**0**

Passing

Miami	A	C	Yds	SK/YD	TD	LG	INT	RT
R. Tannehill	29	16	186	5/36	0	50	0	74.8
TOTAL	**29**	**16**	**186**	**5/36**	**0**	**50**	**0**	**74.8**

Seattle	A	C	Yds	SK/YD	TD	LG	INT	RT
R. Wilson	43	27	258	3/18	1	24	1	77.5
TOTAL	**43**	**27**	**258**	**3/18**	**1**	**24**	**1**	**77.5**

Receiving

Miami	No	Yds	Avg	LG	TD
J. Landry	7	59	8.4	28	0
A. Foster	3	62	20.7	50	0
L. Carroo	2	14	7.0	12	0
J. Cameron	2	6	3.0	5	0
D. Williams	1	29	29.0	29	0
K. Stills	1	16	16.0	16	0
TOTAL	**16**	**186**	**11.6**	**50**	**0**

Seattle	No	Yds	Avg	LG	TD
D. Baldwin	9	92	10.2	22	1
J. Kearse	5	57	11.4	24	0
T. Rawls	3	26	8.7	11	0
T. Lockett	3	17	5.7	6	0
L. Willson	2	26	13.0	19	0
C. Michael	2	5	2.5	5	0
C. Prosise	1	13	13.0	13	0
P. Richardson	1	11	11.0	11	0
J. Graham	1	11	11.0	11	0
TOTAL	**27**	**258**	**9.6**	**24**	**1**

Team Statistics

	Miami	Seattle
Total First Downs	11	21
Third Down Eff.	3-14-21%	5-16-31%
Total Net Yards	214	352
Total Off. Plays	54	78
Avg. per Play	4.0	4.5
Net Yards Rushing	64	112
Total Rushing Plays	20	32
Net Yards Passing	150	240
Times Sacked/Yards Lost	5/36	3/18
Pass Atts-Comps-Ints	29-16-0	43-27-1
Punts-No. and Avg.	7-46.7	6-42.2
Penalties-No. and Yards	4-40	8-69
Fumbles-No. and Lost	2-0	1-1
Touchdowns	1	1
Field Goals Made-Att	1-2	2-2
Time of Possession	25:28	34:32

Defense

Miami	T	S	A	QB	Yds.	Int.	Yds.	PD	FF	FR
R. Jones	12	6	6	0.0	0.0	0	0	1	0	0
X. Howard	11	6	5	0.0	0.0	0	0	0	0	0
K. Alonso	11	3	8	0.0	0.0	0	0	0	0	1
K. Misi	10	5	5	0.0	0.0	0	0	0	0	0
I. Abdul-Quddus	8	3	5	0.0	0.0	1	9	2	0	0

Additional Stats: Sacks: N. Suh 1.0, M. Williams 1.0, J. Phillips 0.5, J. Jones 0.5.

Seattle	T	S	A	QB	Yds.	Int.	Yds.	PD	FF	FR
K. Wright	11	3	8	1.0	2.0	0	0	0	0	0
K. Chancellor	7	3	4	0.0	0.0	0	0	0	0	0
B. Wagner	6	6	0	0.0	0.0	0	0	0	0	0
M. Bennett	6	2	4	1.0	9.0	0	0	0	0	0
E. Thomas	4	2	2	0.0	0.0	0	0	0	0	0

Additional Stats: Sacks: C. Avril 1.0, F. Clark 1.0, C. Marsh 1.0. **FF:** C. Marsh 1.

2

L.A. Rams 9, Seattle Seahawks 3

Sunday, September 18, 2016

L.A. Memorial Coliseum

The Seattle Seahawks offense struggled to sustain drives and fumbled on their final drive of the game, losing the ball and losing to the Los Angeles Rams by a score of 9-3 in what was the Rams' first home game in Los Angeles since 1994. The Rams opened the game with a scoring drive, as Greg Zuerlein connected on a 39-yard field goal. After trading punts, Seattle evened the score as Steven Hauschka made a 23-yard field goal. The Rams added a 28-yard field goal late in the first half, giving L.A. the 6-3 lead at halftime. Zuerlein made his third field goal of the game on the Rams' second possession of the second half, pushing their lead to 9-3. After four straight second half drives ending in a punt, the Seahawks got the ball on their 12-yard line with 1:53 remaining. Russell Wilson hit Tyler Lockett for 53 yards on the first play from scrimmage. On third down, Wilson found Christine Michael out of the backfield but Rams linebacker Alex Ogletree hit Michael, forcing a fumble which Ogletree recovered for the Rams, securing the L.A. victory. With a crowd of 91,046, it was the second-largest crowd the Seahawks have played in front of in team history.

Seattle	0	3	0	0	**3**	
Los Angeles	3	3	0	3	**9**	

				Seattle	Los Angeles
LA	1	10:38	Zuerlein 39 FG (9-54, 4:22)	0	3
SEA	2	14:45	Hauschka 23 FG (14-76, 7:08)	3	3
LA	2	1:04	Zuerlein 28 FG (9-70, 3:15)	3	6
LA	4	14:10	Zuerlein 47 FG (9-58, 4:28)	3	9

Att. 91,046

Statistics

Rushing

Seattle	Att	Yds	Avg	LG	TD
C. Michael	10	60	6.0	16	0
R. Wilson	5	14	2.8	8	0
A. Collins	2	0	0.0	0	0
T. Rawls	7	-7	-1.0	4	0
TOTAL	**24**	**67**	**2.8**	**16**	**0**

Los Angeles	Att	Yds	Avg	LG	TD
T. Gurley	19	51	2.7	11	0
T. Austin	2	6	3.0	8	0
C. Keenum	3	5	1.7	7	0
B. Cunningham	1	2	2.0	2	0
TOTAL	**25**	**64**	**2.6**	**11**	**0**

Passing

Seattle	A	C	Yds	SK/YD	TD	LG	INT	RT
R. Wilson	35	22	254	2/15	0	53	0	84.7
TOTAL	**35**	**22**	**254**	**2/15**	**0**	**53**	**0**	**84.7**

Los Angeles	A	C	Yds	SK/YD	TD	LG	INT	RT
C. Keenum	30	18	239	3/20	0	44	0	85.3
TOTAL	**30**	**18**	**239**	**3/20**	**0**	**44**	**0**	**85.3**

Receiving

Seattle	No	Yds	Avg	LG	TD
T. Lockett	4	99	24.8	53	0
J. Graham	3	42	14.0	17	0
P. Richardson	3	35	11.7	14	0
C. Michael	3	26	8.7	13	0
D. Baldwin	3	20	6.7	8	0
T. Rawls	3	15	5.0	11	0
J. Kearse	2	11	5.5	9	0
L. Willson	1	6	6.0	6	0
TOTAL	**22**	**254**	**11.5**	**53**	**0**

Los Angeles	No	Yds	Avg	LG	TD
K. Britt	6	94	15.7	36	0
T. Austin	5	50	10.0	27	0
L. Kendricks	4	61	15.3	44	0
T. Gurley	1	19	19.0	19	0
B. Quick	1	8	8.0	8	0
B. Cunningham	1	7	7.0	7	0
TOTAL	**18**	**239**	**13.3**	**44**	**0**

Team Statistics

	Seattle	Los Angeles
Total First Downs	17	17
Third Down Eff.	4-13-31%	3-12-25%
Total Net Yards	306	283
Total Off. Plays	61	58
Avg. per Play	5.0	4.9
Net Yards Rushing	67	64
Total Rushing Plays	24	25
Net Yards Passing	239	219
Times Sacked/Yards Lost	2/15	3/20
Pass Atts-Comps-Ints	35-22-0	30-18-0
Punts-No. and Avg.	7-44.1	6-39.5
Penalties-No. and Yards	10-114	9-78
Fumbles-No. and Lost	3-1	0-0
Touchdowns	0	0
Field Goals Made-Att	1-1	3-3
Time of Possession	30:03	29:57

Defense

Seattle	T	S	A	QB	Yds.	Int.	Yds.	PD	FF	FR
K. Wright	9	7	2	0.0	0.0	0	0	0	0	0
B. Wagner	8	5	3	0.0	0.0	0	0	0	0	0
K. Chancellor	5	4	1	0.0	0.0	0	0	0	0	0
M. Bennett	4	4	0	1.0	9.0	0	0	0	0	0
D. Shead	4	4	0	0.0	0.0	0	0	0	0	0
F. Clark	4	3	1	2.0	11.0	0	0	0	0	0

Additional Stats: None

Los Angeles	T	S	A	QB	Yds.	Int.	Yds.	PD	FF	FR
M. Barron	10	9	1	0.0	0.0	0	0	1	0	0
A. Ogletree	9	8	1	0.0	0.0	0	0	1	1	1
T. Johnson	6	5	1	0.0	0.0	0	0	0	0	1
L. Joyner	5	4	1	0.0	0.0	0	0	2	0	0
W. Hayes	5	1	4	1.0	8.0	0	0	0	0	0

Additional Stats: Sacks: R. Quinn 1.0, **FF:** R. Quinn 1.

3

Seattle Seahawks 37, San Francisco 49ers 18

Sunday, September 25, 2016

CenturyLink Field

The Seattle Seahawks offense totaled 418 yards while the defense held the San Francisco 49ers to 254 total yards in a 37-18 Seahawks victory at CenturyLink Field. Christine Michael rushed for 106 yards, Doug Baldwin caught 8 passes for 164 yards and Jimmy Graham caught 6 passes for 100 yards as the offense found its rhythm, pushing Seattle's record to 2-1 on the season. Seattle opened the game with a 3-play, 75-yard drive as Michael ran for a 41-yard touchdown. On the Seahawks' second drive, Michael rushed for a 4-yard touchdown, giving Seattle the 14-0 lead. The 49ers scored on a Phil Dawson field goal and Russell Wilson found Graham on an 18-yard TD pass, giving Seattle the 24-3 lead. Three Steven Hauschka field goals pushed the score to 30-3. Trevone Boykin entered the game after Wilson injured his left knee, and Boykin connected with Baldwin on a 16-yard TD pass for the 37-3 lead. Carlos Hyde scored twice late in the fourth quarter for the 49ers on two runs of eight yards each, for a final score of 37-18.

San Francisco	0	3	0	15	**18**
Seattle	14	10	6	7	**37**

				San Francisco	Seattle
SEA	1	14:17	Michael 41 run (Hauschka kick) (3-75, 0:43)	0	7
SEA	1	4:08	Michael 4 run (Hauschka kick) (14-62, 8:24)	0	14
SF	2	9:41	Dawson 22 FG (5-26, 1:58)	3	14
SEA	2	7:53	Graham 18 pass Wilson (Hauschka kick) (4-73, 1:48)	3	21
SEA	2	1:13	Hauschka 33 FG (7-42, 2:39)	3	24
SEA	3	6:53	Hauschka 33 FG (6-12, 4:08)	3	27
SEA	3	2:29	Hauschka 22 FG (7-16, 3:34)	3	30
SEA	4	12:53	Baldwin 16 pass Boykin (Hauschka kick) (7-58, 3:37)	3	37
SF	4	7:50	Hyde 8 run (Dawson kick) (11-75, 5:03)	10	37
SF	4	0:56	Hyde 8 run (Hyde run) (8-47, 2:44)	18	37

Att. 69,010

Statistics

Rushing

San Francisco	Att	Yds	Avg	LG	TD
C. Hyde	21	103	4.9	34	2
B. Gabbert	5	22	4.4	10	0
S. Draughn	5	10	2.0	7	0
TOTAL	**31**	**135**	**4.4**	**34**	**2**

Seattle	Att	Yds	Avg	LG	TD
C. Michael	20	106	5.3	41t	2
A. Collins	4	12	3.0	4	0
T. Magee	3	12	4.0	5	0
R. Wilson	1	3	3.0	3	0
T. Boykin	2	-2	-1.0	0	0
D. Baldwin	1	-4	-4.0	-4	0
TOTAL	**31**	**127**	**4.1**	**41t**	**2**

Passing

San Francisco	A	C	Yds	SK/YD	TD	LG	INT	RT
B. Gabbert	25	14	119	0/0	0	20	1	51.9
TOTAL	**25**	**14**	**119**	**0/0**	**0**	**20**	**1**	**51.9**

Seattle	A	C	Yds	SK/YD	TD	LG	INT	RT
R. Wilson	23	15	243	2/17	1	59	0	114.9
T. Boykin	9	7	65	0/0	1	23	1	94.2
TOTAL	**32**	**22**	**308**	**2/17**	**2**	**59**	**1**	**107.3**

Receiving

San Francisco	No	Yds	Avg	LG	TD
T. Smith	3	35	11.7	13	0
G. Celek	3	25	8.3	18	0
J. Kerley	2	24	12.0	20	0
V. McDonald	2	4	2.0	2	0
R. Streater	1	19	19.0	19	0
Q. Patton	1	8	8.0	8	0
S. Draughn	1	2	2.0	2	0
C. Hyde	1	2	2.0	2	0
TOTAL	**14**	**119**	**8.5**	**20**	**0**

Seattle	No	Yds	Avg	LG	TD
D. Baldwin	8	164	20.5	59	1
J. Graham	6	100	16.7	40	1
A. Collins	2	19	9.5	10	0
J. Kearse	2	11	5.5	9	0
L. Willson	2	9	4.5	7	0
C. Michael	2	5	2.5	5	0
TOTAL	**22**	**308**	**14.0**	**59**	**2**

Team Statistics

	San Francisco	Seattle
Total First Downs	12	18
Third Down Eff.	4-15-27%	9-14-64%
Total Net Yards	254	418
Total Off. Plays	56	65
Avg. per Play	4.5	6.4
Net Yards Rushing	135	127
Total Rushing Plays	31	31
Net Yards Passing	119	291
Times Sacked/Yards Lost	0/0	2/17
Pass Atts-Comps-Ints	25-14-1	32-22-1
Punts-No. and Avg.	7-45.6	2-51.0
Penalties-No. and Yards	4-35	6-50
Fumbles-No. and Lost	1-0	1-1
Touchdowns	2	4
Field Goals Made-Att	1-2	3-3
Time of Possession	24:03	35:57

Defense

San Francisco	T	S	A	QB	Yds.	Int.	Yds.	PD	FF	FR
E. Reid	12	7	5	0.0	0.0	0	0	1	0	0
D. Buckner	8	1	7	0.0	0.0	0	0	0	0	0
N. Bowman	7	6	1	0.0	0.0	0	0	0	1	0
G. Hodges	6	1	5	0.0	0.0	0	0	0	0	1
M. Purcell	6	0	6	0.0	0.0	0	0	0	0	0

Additional Stats: Sacks: A. Brooks 1.0, G. Dorsey 1.0. **INT:** N. Bellore 1.

Seattle	T	S	A	QB	Yds.	Int.	Yds.	PD	FF	FR
K. Chancellor	8	5	3	0.0	0.0	0	0	1	0	0
D. Shead	7	7	0	0.0	0.0	0	0	1	1	0
K. Wright	7	3	4	0.0	0.0	0	0	0	0	0
B. Wagner	6	0	6	0.0	0.0	1	9	2	0	0
A. Rubin	5	1	4	0.0	0.0	0	0	0	0	0

Additional Stats: None

4

SEATTLE SEAHAWKS 27, N.Y. JETS 17
SUNDAY, OCTOBER 2, 2016
METLIFE STADIUM

The Seattle Seahawks found success on the road, travelling across the country to play the New York Jets in a 10 a.m. PT start in which Russell Wilson was sharp with a 133.5 passer rating, passing for 309 yards while Jimmy Graham recorded his second 100-yard receiving game in as many games, and the Seahawks defense forced three interceptions as the Seahawks beat the Jets by a score of 27-17. The Jets scored on the opening drive of the game with a Nick Folk field goal. Seattle scored in the second quarter when Wilson found newly-signed running back C.J. Spiller for an 8-yard touchdown pass, giving Seattle the 7-3 lead. The Seahawks scored again on their next drive as Wilson hit Tanner McEvoy on a 42-yard TD for the 14-3 Seahawks lead. But the Jets responded with a 75-yard drive and Ryan Fitzpatrick hit Brandon Marshall on a 17-yard TD, pulling the score to 14-10. Steven Hauschka connected on a 33-yard field goal late in the third quarter and a Richard Sherman interception led to Wilson hitting Christine Michael on a 6-yard TD pass to give Seattle the 24-10 lead. A few drives later, Earl Thomas intercepted Fitzpatrick, setting up a 53-yard Hauschka field goal. Later in the fourth quarter, Cliff Avril sacked Fitzpatrick, who fumbled the football forwards and Charone Peake recovered for New York, and ran it 42 yards for a touchdown. Sherman notched his second interception of the game on the Jets' final possession, securing the 27-17 victory.

Seattle	0	14	3	10	**27**	
N.Y. Jets	3	7	0	7	**17**	

				Seattle	N.Y. Jets
NYJ	1	6:27	Folk 34 FG (14-62, 8:33)	0	3
SEA	2	11:34	Spiller 8 pass Wilson (Hauschka kick) (7-92, 3:32)	7	3
SEA	2	3:44	McEvoy 42 pass Wilson (Hauschka kick) (7-85, 3:58)	14	3
NYJ	2	0:13	Marshall 17 pass Fitzpatrick (Folk kick) (10-75, 3:31)	14	10
SEA	3	4:13	Hauschka 33 FG (9-41, 3:30)	17	10
SEA	4	12:20	Michael 6 pass Wilson (Hauschka kick) (4-61, 2:07)	24	10
SEA	4	4:04	Hauschka 53 FG (4- -15, 1:38)	27	10
NYJ	4	2:15	Peake 42 offensive fumble recovery (Folk kick) (7-75, 1:49)	27	17

Att. 78,160

STATISTICS

RUSHING

Seattle	Att	Yds	Avg	LG	TD
C. Michael	18	58	3.2	10	0
C. Spiller	2	12	6.0	13	0
A. Collins	1	1	1.0	1	0
R. Wilson	5	-5	-1.0	2	0
TOTAL	**26**	**66**	**2.5**	**13**	**0**

N.Y. Jets	Att	Yds	Avg	LG	TD
M. Forte	14	27	1.9	5	0
B. Powell	4	26	6.5	10	0
R. Fitzpatrick	2	5	2.5	3	0
TOTAL	**20**	**58**	**2.9**	**10**	**0**

PASSING

Seattle	A	C	Yds	SK/YD	TD	LG	INT	RT
R. Wilson	32	23	309	2/21	3	42t	0	133.5
TOTAL	**32**	**23**	**309**	**2/21**	**3**	**42t**	**0**	**133.5**

N.Y. Jets	A	C	Yds	SK/YD	TD	LG	INT	RT
R. Fitzpatrick	41	23	261	4/14	1	41	3	53.0
TOTAL	**41**	**23**	**261**	**4/14**	**1**	**41**	**3**	**53.0**

RECEIVING

Seattle	No	Yds	Avg	LG	TD
J. Graham	6	113	18.8	27	0
C. Michael	5	32	6.4	9	1
D. Baldwin	4	54	13.5	38	0
J. Kearse	3	23	7.7	10	0
C. Spiller	2	5	2.5	8t	1
T. McEvoy	1	42	42.0	42t	1
P. Richardson	1	27	27.0	27	0
T. Lockett	1	13	13.0	13	0
TOTAL	**23**	**309**	**13.4**	**42t**	**3**

N.Y. Jets	No	Yds	Avg	LG	TD
Q. Enunwa	6	60	10.0	15	0
B. Powell	6	54	9.0	18	0
B. Marshall	4	89	22.3	41	1
C. Peake	3	30	10.0	16	0
M. Forte	2	16	8.0	12	0
R. Anderson	2	12	6.0	7	0
TOTAL	**23**	**261**	**11.3**	**41**	**1**

TEAM STATISTICS

	Seattle	N.Y. Jets
Total First Downs	21	20
Third Down Eff.	3-10-30%	7-15-47%
Total Net Yards	354	305
Total Off. Plays	60	65
Avg. per Play	5.9	4.7
Net Yards Rushing	66	58
Total Rushing Plays	26	20
Net Yards Passing	288	247
Times Sacked/Yards Lost	2/21	4/14
Pass Atts-Comps-Ints	32-23-0	41-23-3
Punts-No. and Avg.	5-40.6	5-40.4
Penalties-No. and Yards	7-71	7-60
Fumbles-No. and Lost	0-0	1-0
Touchdowns	3	2
Field Goals Made-Att	2-2	1-1
Time of Possession	30:45	29:15

DEFENSE

Seattle	T	S	A	QB	Yds.	Int.	Yds.	PD	FF	FR
B. Wagner	11	7	4	1.0	6.0	0	0	0	0	0
E. Thomas	6	3	3	0.0	0.0	1	0	2	0	0
K. Wright	6	2	4	1.0	4.0	0	0	0	0	0
R. Sherman	5	3	2	0.0	0.0	2	6	2	0	0
K. Chancellor	5	2	3	0.0	0.0	0	0	1	0	0

Additional Stats: Sacks: C. Avril 1.0, M. Bennett 1.0, **FF:** C. Avril 1.

N.Y. Jets	T	S	A	QB	Yds.	Int.	Yds.	PD	FF	FR
C. Pryor	7	5	2	0.0	0.0	0	0	0	0	0
D. Lee	7	5	2	0.0	0.0	0	0	0	0	0
M. Gilchrist	6	5	1	0.0	0.0	0	0	0	0	0
B. Skrine	4	3	1	1.0	14.0	0	0	0	0	0
D. Harris	4	2	2	0.0	0.0	0	0	0	0	0

Additional Stats: Sacks: L. Williams 1.0,

5

Seattle Seahawks 26, Atlanta Falcons 24
Sunday, October 16, 2016
CenturyLink Field

The Seattle Seahawks gave away a 17-3 halftime lead in the third quarter but responded with a strong fourth quarter, scoring nine unanswered points to regain the lead and secure a 26-24 victory over the high-powered Atlanta Falcons. Near the end of the first quarter, Cliff Avril sacked Matt Ryan, forcing a fumble that Tony McDaniel recovered at the Falcons' 9-yard line, setting up a 9-yard TD run by Christine Michael. The Falcons responded with a field goal. Alex Collins scored his first-career TD run for Seattle and Steven Hauschka added a 42-yard field goal to give Seattle the 17-3 lead at the half. The Falcons offense came out strong in the third quarter as Ryan led them to scores on all three drives, hitting Julio Jones on a 36-yard TD, Mohamed Sanu on a 10-yard TD, and Levine Toilolo on a 46-yard TD, giving Atlanta the 24-17 lead heading into the fourth quarter. Seattle's offense put together a 70-yard drive and Michael scored on a 1-yard run, but Hauschka's extra point attempt was blocked, leaving the Seahawks down one point, 24-23, with 4:43 remaining in the game. Earl Thomas intercepted Ryan at midfield after Ryan's pass caromed off Jones' hands and was then tipped by Sherman before Thomas corralled it, leading to a 44-yard Hauschka field goal as the Seahawks took the 26-24 lead. Seattle's defense forced four-straight incompletions on the Falcons final drive, returning the ball to the offense and securing the Seahawks victory.

Atlanta	0	3	21	0	**24**		
Seattle	7	10	0	9	**26**		

				Atlanta	Seattle
SEA	1	2:02	Michael 9 run (Hauschka kick) (1-9, 0:05)	0	7
ATL	2	8:38	Bryant 33 FG (12-52, 4:37)	3	7
SEA	2	4:32	Collins 2 run (Hauschka kick) (8-75, 4:06)	3	14
SEA	2	0:42	Hauschka 42 FG (5-22, 1:16)	3	17
ATL	3	11:01	Jones 36 pass Ryan (Bryant kick) (9-75, 3:59)	10	17
ATL	3	6:11	Sanu 10 pass Ryan (Bryant kick) (8-79, 3:23)	17	17
ATL	3	0:17	Toilolo 46 pass Ryan (Bryant kick (6-97, 3:27)	24	17
SEA	4	4:43	Michael 1 run (kick blocked) (9-70, 3:51)	24	23
SEA	4	1:57	Hauschka 44 FG (7-24, 1:51)	24	26

Att. 69,071

Statistics

Rushing

Atlanta	Att	Yds	Avg	LG	TD
D. Freeman	12	40	3.3	18	0
T. Coleman	5	10	2.0	4	0
M. Ryan	1	2	2.0	2	0
TOTAL	**18**	**52**	**2.9**	**18**	**0**

Seattle	Att	Yds	Avg	LG	TD
C. Michael	18	64	3.6	21	2
R. Wilson	6	7	1.2	6	0
A. Collins	1	2	2.0	2t	1
T. Lockett	1	2	2.0	2	0
C. Spiller	1	-3	-3.0	-3	0
TOTAL	**27**	**72**	**2.7**	**21**	**3**

Passing

Atlanta	A	C	Yds	SK/YD	TD	LG	INT	RT
M. Ryan	42	27	335	4/25	3	46t	1	102.8
TOTAL	**42**	**27**	**335**	**4/25**	**3**	**46t**	**1**	**102.8**

Seattle	A	C	Yds	SK/YD	TD	LG	INT	RT
R. Wilson	37	25	270	1/9	0	25	0	88.8
TOTAL	**37**	**25**	**270**	**1/9**	**0**	**25**	**0**	**88.8**

Receiving

Atlanta	No	Yds	Avg	LG	TD
J. Jones	7	139	19.9	36t	1
M. Sanu	5	47	9.4	14	1
L. Toilolo	3	69	23.0	46t	1
J. Hardy	3	30	10.0	11	0
D. Freeman	3	10	3.3	11	0
J. Tamme	2	16	8.0	12	0
A. Robinson	1	8	8.0	8	0
T. Coleman	1	7	7.0	7	0
T. Gabriel	1	6	6.0	6	0
P. DiMarco	1	3	3.0	3	0
TOTAL	**27**	**335**	**12.4**	**46**	**3**

Seattle	No	Yds	Avg	LG	TD
J. Graham	6	89	14.8	25	0
D. Baldwin	4	31	7.8	11	0
C. Spiller	3	38	12.7	24	0
J. Kearse	3	35	11.7	16	0
T. Lockett	3	23	7.7	10	0
C. Michael	3	19	6.3	9	0
T. McEvoy	1	17	17.0	17	0
L. Willson	1	9	9.0	9	0
A. Collins	1	9	9.0	9	0
TOTAL	**25**	**270**	**10.8**	**25**	**0**

Team Statistics

	Atlanta	Seattle
Total First Downs	22	22
Third Down Eff.	3-11-27%	5-14-36%
Total Net Yards	362	333
Total Off. Plays	64	65
Avg. per Play	5.7	5.1
Net Yards Rushing	52	72
Total Rushing Plays	18	27
Net Yards Passing	310	261
Times Sacked/Yards Lost	4/25	1/9
Pass Atts-Comps-Ints	42-27-1	37-25-0
Punts-No. and Avg.	4-41.3	5-46.0
Penalties-No. and Yards	8-66	3-30
Fumbles-No. and Lost	1-1	3-0
Touchdowns	3	3
Field Goals Made-Att	1-1	2-3
Time of Possession	29:51	30:09

Defense

Atlanta	T	S	A	QB	Yds.	Int.	Yds.	PD	FF	FR
K. Neal	10	5	5	0.0	0.0	0	0	1	1	0
K. Ishmael	8	4	4	0.0	0.0	0	0	0	0	0
G. Jarrett	7	0	7	0.0	0.0	0	0	0	0	0
L. Reynolds	6	0	6	0.0	0.0	0	0	0	0	0
R. Allen	6	0	6	0.0	0.0	0	0	0	0	0

Additional Stats: Sacks: D. Trufant 1.0. **FF:** D. Trufant 1, B. Reed 1.

Seattle	T	S	A	QB	Yds.	Int.	Yds.	PD	FF	FR
B. Wagner	14	3	11	0.0	0.0	0	0	0	0	0
D. Shead	8	7	1	0.0	0.0	0	0	3	0	0
K. Wright	7	1	6	0.0	0.0	0	0	0	0	0
M. Bennett	5	3	2	0.0	0.0	0	0	0	0	0
C. Avril	4	2	2	2.0	12.0	0	0	0	1	0

Additional Stats: Sacks: J. Reed 1.0, C. Marsh 1.0. **INT:** E Thomas 1. **FR:** T. McDaniel 1.

6

Seattle Seahawks 6, Arizona Cardinals 6
Sunday, October 23, 2016
University of Phoenix Stadium

The Seattle Seahawks recorded the first tie in franchise history Sunday night against the Arizona Cardinals, as the Seahawks offense could not get going during regulation, but the defense came up with big plays when needed to keep Seattle in the game and force overtime which ended in a 6-6 tie after both teams missed field goals to win the game. Arizona scored on their first drive of the second quarter on a Chandler Catanzaro field goal. Seattle's offense punted on its first nine drives of the game before Tanner McEvoy blocked a Cardinals' punt in the fourth quarter, giving Seattle the ball in field goal range, and Steven Hauschka connected on the 40-yard field goal to tie the score at 3-3. Arizona won the toss entering overtime, elected to receive, and drove 48 yards and Catanzaro made a 45-yard field goal to give the Cardinals a 6-3 lead. Seattle responded with a 57-yard drive, and Hauschka made a 36-yard field goal to tie the game at 6-6. On the Cardinals' ensuing possession, Carson Palmer drove down to the one-yard line, but Seattle's defense forced a field goal attempt, which Catanzaro missed off of the left upright. Russell Wilson drove the Seahawks down the field, setting up a 28-yard field goal attempt by Hauschka to win the game, but missed wide left. The Cardinals did not convert on their last-secondattempt, and the game ended in a 6-6 tie.

Seattle	0	0	0	3	3	**6**
Arizona	0	3	0	0	3	**6**

				Seattle	Arizona
AZ	2	3:11	Catanzaro 46 FG (15-53, 8:24)	0	3
SEA	4	4:00	Hauschka 40 FG (4-0, 0:33)	3	3
AZ	OT	11:23	Catanzaro 45 FG (9-48, 3:37)	3	6
SEA	OT	6:42	Hauschka 36 FG (9-57, 4:41)	6	6

Att. 65,089

Statistics

Rushing

Seattle	Att	Yds	Avg	LG	TD
C. Michael	16	52	3.3	10	0
A. Collins	1	2	2.0	2	0
C. Prosise	1	0	0.0	0	0
R. Wilson	1	-2	-2.0	-2	0
TOTAL	**19**	**52**	**2.7**	**10**	**0**

Arizona	Att	Yds	Avg	LG	TD
D. Johnson	33	113	3.4	14	0
C. Palmer	1	8	8.0	8	0
A. Ellington	2	7	3.5	5	0
J. Nelson	1	4	4.0	4	0
TOTAL	**37**	**132**	**3.6**	**14**	**0**

Passing

Seattle	A	C	Yds	SK/YD	TD	LG	INT	RT
R. Wilson	37	24	225	1/20	0	31	0	81.5
TOTAL	**37**	**24**	**225**	**1/20**	**0**	**31**	**0**	**81.5**

Arizona	A	C	Yds	SK/YD	TD	LG	INT	RT
C. Palmer	49	29	342	4/31	0	40	0	80.5
TOTAL	**49**	**29**	**342**	**4/31**	**0**	**40**	**0**	**80.5**

Receiving

Seattle	No	Yds	Avg	LG	TD
D. Baldwin	6	69	11.5	27	0
J. Graham	5	53	10.6	14	0
J. Kearse	3	51	17.0	31	0
C. Michael	3	3	1.0	6	0
C. Prosise	2	17	8.5	9	0
T. Lockett	2	13	6.5	8	0
P. Richardson	1	10	10.0	10	0
T. McEvoy	1	10	10.0	10	0
R. Wilson	1	-1	-1.0	-1	0
TOTAL	**24**	**225**	**9.4**	**31**	**0**

Arizona	No	Yds	Avg	LG	TD
L. Fitzgerald	9	70	7.8	19	0
D. Johnson	8	58	7.3	15	0
M. Floyd	5	65	13.0	18	0
J. Nelson	3	84	28.0	40	0
I. Momah	2	50	25.0	27	0
J. Gresham	2	15	7.5	9	0
TOTAL	**29**	**342**	**11.8**	**40**	**0**

Team Statistics

	Seattle	Arizona
Total First Downs	11	23
Third Down Eff.	3-14-21%	10-21-48%
Total Net Yards	257	443
Total Off. Plays	57	90
Avg. per Play	4.5	4.9
Net Yards Rushing	52	132
Total Rushing Plays	19	37
Net Yards Passing	205	311
Times Sacked/Yards Lost	1/20	4/31
Pass Atts-Comps-Ints	37-24-0	49-29-0
Punts-No. and Avg.	9-46.0	7-32.7
Penalties-No. and Yards	10-90	6-45
Fumbles-No. and Lost	2-0	1-0
Touchdowns	0	0
Field Goals Made-Att	2-3	2-4
Time of Possession	28:39	46:21

Defense

Seattle	T	S	A	QB	Yds.	Int.	Yds.	PD	FF	FR
B. Wagner	13	12	1	0.0	0.0	0	0	0	0	0
K. Wright	10	10	0	0.0	0.0	0	0	1	0	0
D. Shead	9	8	1	0.0	0.0	0	0	1	0	0
J. Lane	7	6	1	0.0	0.0	0	0	1	0	0
A. Rubin	6	6	0	0.0	0.0	0	0	0	0	0
K. McCray	6	5	1	0.0	0.0	0	0	0	0	0

Additional Stats: Sacks: C. Avril 2.5, F. Clark 1.5. **FF:** F. Clark 1. C. Avril 1. **Block FG:** B. Wagner 1. **Block Punt:** T. McEvoy 1.

Arizona	T	S	A	QB	Yds.	Int.	Yds.	PD	FF	FR
D. Bucannon	13	11	2	0.0	0.0	0	0	0	0	0
M. Cooper	8	8	0	0.0	0.0	0	0	0	0	0
K. Minter	7	6	1	0.0	0.0	0	0	0	0	0
Ch. Jones	3	3	0	1.0	20.0	0	0	0	1	0

Additional Stats: FF: M. Golden 1,

7

New Orleans Saints 25, Seattle Seahawks 20
Sunday, October 30, 2016
Mercedes-Benz Superdome

The Seattle Seahawks last-second effort fell short as Jermaine Kearse could only get one foot down in the end zone on a fade route thrown by Russell Wilson and the Seahawks lost to the Saints by a score of 25-20 in New Orleans. Seattle scored mid-way through the first quarter when Earl Thomas recovered a Mark Ingram fumble and returned it 34 yards for a touchdown and the 7-0 lead. Christine Michael scored on a 2-yard run for the Seahawks and Wil Lutz connected on two second-quarter field goals and Drew Brees scored on a QB sneak at the end of the second quarter for a halftime score of 14-13. The teams traded field goals in the third quarter, keeping Seattle's lead at 17-16 heading into the fourth. Brees hit Brandin Cooks on a 2-yard TD to give the Saints a 22-17 lead. Seattle scored on a 21-yard field goal by Steven Hauschka to bring the score to 22-20, and Lutz connected on a 41-yard FG to push the lead to 25-20 with 1:57 remaining. Seattle moved down the field but on fourth down from the 10-yard line with :02 remaining, Wilson hit Kearse in the back corner of the end zone but he could only get one foot down in bounds and the Seahawks lost by a final score of 25-20.

Seattle	7	7	3	3	**20**		
New Orleans	0	13	3	9	**25**		

				Seattle	New Orleans
SEA	1	7:53	Thomas 34 fumble return (Hauschka kick)	7	0
NO	2	11:33	Lutz 22 FG (15-83, 7:00)	7	3
SEA	2	9:53	Michael 2 run (Hauschka kick) (4-75, 1:40)	14	3
NO	2	5:15	Lutz 53 FG (10-40, 4:38)	14	6
NO	2	0:49	Brees 1 run (Lutz kick) (9-37, 4:13)	14	13
SEA	3	8:56	Hauschka 44 FG (11-49, 6:04)	17	13
NO	3	3:14	Lutz 21 FG (11-74, 5:42)	17	16
NO	4	12:24	Cooks 2 pass Brees (pass failed) (9-71, 4:27)	17	22
SEA	4	6:38	Hauschka 21 FG (13-72, 5:46)	20	22
NO	4	1:57	Lutz 41 FG (11-52, 4:41)	20	25

Att. 73,188

Statistics

Rushing

Seattle	Att	Yds	Avg	LG	TD
C. Michael	10	40	4.0	10	1
C. Prosise	4	23	5.8	8	0
R. Wilson	3	11	3.7	5	0
TOTAL	**17**	**74**	**4.4**	**10**	**1**

New Orleans	Att	Yds	Avg	LG	TD
T. Hightower	26	102	3.9	28	0
D. Lasco	5	15	3.0	5	0
M. Ingram	3	5	1.7	2	0
D. Brees	1	1	1.0	1t	1
TOTAL	**35**	**123**	**3.5**	**28**	**1**

Passing

Seattle	A	C	Yds	SK/YD	TD	LG	INT	RT
R. Wilson	34	22	253	1/11	0	27	1	74.8
T. McEvoy	1	1	43	0/0	0	43	0	118.8
J. Ryan	1	0	0	0/0	0	0	0	39.6
TOTAL	**36**	**23**	**296**	**1/11**	**0**	**43**	**1**	**78.0**

New Orleans	A	C	Yds	SK/YD	TD	LG	INT	RT
D. Brees	35	27	265	2/13	1	38	0	107.4
TOTAL	**35**	**27**	**265**	**2/13**	**1**	**38**	**0**	**107.4**

Receiving

Seattle	No	Yds	Avg	LG	TD
C. Prosise	4	80	20.0	43	0
J. Kearse	4	57	14.3	23	0
D. Baldwin	4	51	12.8	27	0
T. Lockett	4	32	8.0	10	0
J. Graham	3	34	11.3	15	0
P. Richardson	2	33	16.5	23	0
N. Vannett	1	7	7.0	7	0
C. Michael	1	2	2.0	2	0
TOTAL	**23**	**296**	**12.9**	**43**	**0**

New Orleans	No	Yds	Avg	LG	TD
M. Thomas	6	63	10.5	17	0
W. Snead	6	56	9.3	16	0
B. Cooks	4	44	11.0	20	1
C. Fleener	4	36	9.0	13	0
B. Coleman	2	44	22.0	38	0
J. Kuhn	2	12	6.0	7	0
T. Cadet	1	7	7.0	7	0
J. Hill	1	3	3.0	3	0
T. Hightower	1	0	0.0	0	0
TOTAL	**27**	**265**	**9.8**	**38**	**1**

Team Statistics

	Seattle	New Orleans
Total First Downs	15	28
Third Down Eff.	5-11-45%	9-15-60%
Total Net Yards	359	375
Total Off. Plays	54	72
Avg. per Play	6.6	5.2
Net Yards Rushing	74	123
Total Rushing Plays	17	35
Net Yards Passing	285	252
Times Sacked/Yards Lost	1/11	2/13
Pass Atts-Comps-Ints	36-23-1	35-27-0
Punts-No. and Avg.	3-48.7	2-46.0
Penalties-No. and Yards	11-76	2-10
Fumbles-No. and Lost	1-0	1-1
Touchdowns	2	2
Field Goals Made-Att	2-2	4-4
Time of Possession	23:48	36:12

Defense

Seattle	T	S	A	QB	Yds.	Int.	Yds.	PD	FF	FR
B. Wagner	15	11	4	0.0	0.0	0	0	0	0	0
K. McCray	10	6	4	0.0	0.0	0	0	0	0	0
D. Shead	8	6	2	0.0	0.0	0	0	0	0	0
R. Sherman	8	5	3	0.0	0.0	0	0	0	0	0
K. Wright	6	4	2	0.0	0.0	0	0	0	0	0
F. Clark	6	3	3	1.0	5.0	0	0	0	0	0

Additional Stats: Sacks: C. Avril 1.0. **FF:** C. Avril 1. **FR:** E. Thomas 1 (TD).

New Orleans	T	S	A	QB	Yds.	Int.	Yds.	PD	FF	FR
J. Byrd	10	8	2	0.0	0.0	0	0	0	0	0
C. Robertson	8	5	3	0.0	0.0	0	0	0	0	0
K. Crawley	6	6	0	0.0	0.0	0	0	0	0	0
D. Ellerbe	5	4	1	0.0	0.0	0	0	0	0	0
N. Stupar	4	4	0	0.0	0.0	1	0	1	0	0

Additional Stats: Sacks: P. Kruger 1.0.

8

SEATTLE SEAHAWKS 31, BUFFALO BILLS 25
MONDAY, NOVEMBER 7, 2016
CENTURYLINK FIELD

Although the Seahawks defense gave up 425 yards and the Bills offense was 12 of 17 on third downs, Seattle's offense put 31 points on the board and the defense stopped the Bills on the last two drives of the game, beating Buffalo by a score of 31-25 and extending Seattle's winning streak on Monday nights to 11 games in a row. After a Seattle three-and-out to open the game, the Bills blocked a Jon Ryan punt and took over on the Seattle three-yard line, and Tyrod Taylor ran it in on the first play for a 7-0 lead. The Seahawks responded with a 58-yard drive in three plays, with Russell Wilson hitting Doug Baldwin on a 50-yard completion, then running it in from three-yards out to tie the game at 7-7. Buffalo then put together a 17-play drive and scored on a Taylor pass to Justin Hunter. Seattle tied the score at 14-14 when Wilson hit Jimmy Graham on a 17-yard TD that he caught with one hand. Dan Carpenter connected on a 31-yard field goal for the 17-14 lead. But Seattle scored on a Christine Michael 3-yard TD and Wilson again found Graham for an 18-yard TD, pushing Seattle's halftime lead to 28-17. Richard Sherman intercepted in the end zone on the opening drive of the second half but Seattle was forced to punt. The Bills scored on a 1-yard run by Mike Gillislee and converted the 2-point attempt to pull within three, 28-25. Seattle responded with a 49-yard field goal by Steven Hauschka to push the lead to 31-25. On the Bills' final two possessions, Seattle's defense forced a punt and held Buffalo's offense out of the end zone on fourth and goal from the 15 with :13 seconds remaining, securing the 31-25 victory.

Buffalo	14	3	0	8	**25**	
Seattle	7	21	0	3	**31**	

				Buffalo	Seattle
BUF	1	13:32	Taylor 3 run (Carpenter kick) (1-3, 0:04)	7	0
SEA	1	12:21	Wilson 3 run (Hauschka kick) (3-58, 1:11)	7	7
BUF	1	2:21	Hunter 5 pass Taylor (Carpenter kick) (17-75, 10:00)	14	7
SEA	2	14:54	Graham 17 pass Wilson (Hauschka kick) (5-65, 2:27)	14	14
BUF	2	9:32	Carpenter 31 FG (12-62, 5:22)	17	14
SEA	2	4:29	Michael 3 run (Hauschka kick) (3-40, 1:42)	17	21
SEA	2	1:00	Graham 18 pass Wilson (Hauschka kick) (6-68, 1:19)	17	28
BUF	4	14:26	Gillislee 1 run (Taylor run) (13-82, 6:49)	25	28
SEA	4	9:49	Hauschka 49 FG (8-44, 4:37)	25	31

Att. 69,084

STATISTICS

RUSHING

Buffalo	Att	Yds	Avg	LG	TD
L. McCoy	21	85	4.0	15	0
T. Taylor	8	43	5.4	16	1
M. Gillislee	8	32	4.0	9	1
J. Felton	1	2	2.0	2	0
TOTAL	**38**	**162**	**4.3**	**16**	**2**

Seattle	Att	Yds	Avg	LG	TD
T. Lockett	1	13	13.0	13	0
R. Wilson	3	10	3.3	8	1
C. Prosise	3	9	3.0	4	0
C. Michael	5	1	0.2	3t	1
TOTAL	**12**	**33**	**2.8**	**13**	**2**

PASSING

Buffalo	A	C	Yds	SK/YD	TD	LG	INT	RT
T. Taylor	38	27	289	5/26	1	29	1	90.8
J. Williams	1	0	0	0/0	0	0	0	39.6
TOTAL	**39**	**27**	**289**	**5/26**	**1**	**29**	**1**	**88.5**

Seattle	A	C	Yds	SK/YD	TD	LG	INT	RT
R. Wilson	26	20	282	4/37	2	50	0	137.0
TOTAL	**26**	**20**	**282**	**4/37**	**2**	**50**	**0**	**137.0**

RECEIVING

Buffalo	No	Yds	Avg	LG	TD
R. Woods	10	162	16.2	29	0
M. Goodwin	4	43	10.8	15	0
L. McCoy	4	35	8.8	15	0
C. Clay	3	9	3.0	6	0
R. Bush	2	22	11.0	14	0
M. Gillislee	2	4	2.0	6	0
W. Powell	1	9	9.0	9	0
J. Hunter	1	5	5.0	5t	1
TOTAL	**27**	**289**	**10.7**	**29**	**1**

Seattle	No	Yds	Avg	LG	TD
J. Graham	8	103	12.9	18t	2
D. Baldwin	6	89	14.8	50	0
J. Kearse	2	36	18.0	20	0
T. Lockett	1	17	17.0	17	0
B. Williams	1	16	16.0	16	0
P. Richardson	1	15	15.0	15	0
C. Prosise	1	6	6.0	6	0
TOTAL	**20**	**282**	**14.1**	**50**	**2**

TEAM STATISTICS

	Buffalo	Seattle
Total First Downs	30	19
Third Down Eff.	12-17-71%	2-7-29%
Total Net Yards	425	278
Total Off. Plays	82	42
Avg. per Play	5.2	6.6
Net Yards Rushing	162	33
Total Rushing Plays	38	12
Net Yards Passing	263	245
Times Sacked/Yards Lost	5/26	4/37
Pass Atts-Comps-Ints	39-27-1	26-20-0
Punts-No. and Avg.	3-32.7	4-35.5
Penalties-No. and Yards	11-115	10-75
Fumbles-No. and Lost	0-0	0-0
Touchdowns	3	4
Field Goals Made-Att	1-2	1-1
Time of Possession	40:17	19:43

DEFENSE

Buffalo	T	S	A	QB	Yds.	Int.	Yds.	PD	FF	FR
C. Graham	6	3	3	0.0	0.0	0	0	0	0	0
P. Brown	6	1	5	0.0	0.0	0	0	0	0	0
K. Williams	4	3	1	1.0	9.0	0	0	0	0	0
R. Blanton	4	1	3	0.0	0.0	0	0	0	0	0
J. Hughes	3	3	0	1.0	10.0	0	0	0	0	0

Additional Stats: Sacks: L. Alexander 1.0, S. Lawson 1.0. **Punt Block:** J. Hughes 1.

Seattle	T	S	A	QB	Yds.	Int.	Yds.	PD	FF	FR
B. Wagner	16	8	8	0.5	5.0	0	0	0	0	0
K. McCray	13	8	5	0.0	0.0	0	0	1	0	0
K. Wright	11	7	4	1.0	1.0	0	0	0	0	0
E. Thomas	9	2	7	0.0	0.0	0	0	0	0	0
B. Coyle	8	4	4	1.0	1.0	0	0	0	0	0

Additional Stats: Sacks: C. Avril 1.5. F. Clark 1.0. **INT:** R. Sherman 1.

9

Seattle Seahawks 31, New England Patriots 24
Sunday, November 13
Gillette Stadium

The Seattle Seahawks won in New England on Sunday Night Football in a game that saw seven lead changes as Russell Wilson out-dueled Tom Brady, passing for 348 yards and three touchdowns, and the Seahawks defense stopped the Patriots on the one-yard line with 11 seconds remaining to secure the 31-24 victory. LeGarrette Blount scored two first-half touchdowns for New England, and the Patriots defense held Seattle out of the end zone in the first quarter, as Steven Hauschka connected on two field goals. In the second quarter, Wilson hit Doug Baldwin on touchdowns of 6 and 18 yards, giving Seattle the halftime lead of 19-14. Blount scored his third TD of the game in the third quarter on a 13-yard run giving New England a 21-19 lead. Hauschka made a 41-yard field goal to take a 22-21 lead entering the fourth quarter. The Patriots regained the lead on a Stephen Gostkowski field goal but Seattle responded with a 58-yard drive and Hauschka 23-yard field goal to go ahead 25-24 with 8:56 remaining. On the Patriots ensuing possession, Kam Chancellor forced a Julian Edelman fumble which Richard Sherman recovered. Seattle drove 48 yards and Wilson connected with Baldwin on their third TD of the game. The Seahawks went for two, trying to make it a two-score game but the try was unsuccessful and New England took over, down 31-24 with 4:24 remaining. Brady drove the Patriots down to the one-yard line, but Seattle's defense held stout, returned the ball to the offense on downs and secured the 31-24 victory.

Seattle	6	13	3	9	**31**	
New England	7	7	7	3	**24**	

				Seattle	New England
NE	1	10:19	Blount 1 run (Gostkowski kick) (9-75, 4:41)	0	7
SEA	1	7:10	Hauschka 27 FG (8-52, 3:09)	3	7
SEA	1	1:33	Hauschka 31 FG (10-66, 4:13)	6	7
SEA	2	10:52	Baldwin 6 pass Wilson (kick blocked) (10-65, 4:10)	12	7
NE	2	1:05	Blount 1 run (Gostkowski kick) (11-81, 4:59)	12	14
SEA	2	0:06	Baldwin 18 pass Wilson (Hauschka kick) (7-75, 0:59)	19	14
NE	3	7:52	Blount 13 run (Gostkowski kick) (10-91, 5:34)	19	21
SEA	3	2:52	Hauschka 41 FG (9-52, 5:00)	22	21
NE	4	13:00	Gostkowski 30 FG (10-63, 4:52)	22	24
SEA	4	8:56	Hauschka 23 FG (8-58, 4:04)	25	24
SEA	4	4:24	Baldwin 15 pass Wilson (pass failed) (8-48, 4:05)	31	24

Att. 66,829

Statistics

Rushing

Seattle	Att	Yds	Avg	LG	TD
C. Prosise	17	66	3.9	10	0
C. Michael	5	22	4.4	9	0
R. Wilson	3	6	2.0	6	0
A. Collins	1	2	2.0	2	0
TOTAL	**26**	**96**	**3.7**	**10**	**0**

New England	Att	Yds	Avg	LG	TD
L. Blount	21	69	3.3	13t	3
T. Brady	5	7	1.4	3	0
J. White	2	5	2.5	3	0
TOTAL	**28**	**81**	**2.9**	**13**	**3**

Passing

Seattle	A	C	Yds	SK/YD	TD	LG	INT	RT
R. Wilson	37	25	348	3/24	3	39	0	124.6
TOTAL	**37**	**25**	**248**	**3/24**	**3**	**39**	**0**	**124.6**

New England	A	C	Yds	SK/YD	TD	LG	INT	RT
T. Brady	32	23	316	2/12	0	36	1	90.1
TOTAL	**32**	**23**	**316**	**2/12**	**0**	**36**	**1**	**90.1**

Receiving

Seattle	No	Yds	Avg	LG	TD
C. Prosise	7	87	12.4	38	0
D. Baldwin	6	59	9.8	18t	3
J. Graham	4	48	12.0	19	0
T. Lockett	3	72	24.0	36	0
P. Richardson	2	52	26.0	39	0
J. Kearse	2	26	13.0	20	0
C. Michael	1	4	4.0	4	0
TOTAL	**25**	**348**	**13.9**	**39**	**3**

New England	No	Yds	Avg	LG	TD
M. Bennett	7	102	14.6	36	0
J. Edelman	7	99	14.1	33	0
J. White	4	32	8.0	13	0
R. Gronkowski	3	56	18.7	26	0
D. Amendola	1	14	14.0	14	0
M. Mitchell	1	13	13.0	13	0
TOTAL	**23**	**316**	**13.7**	**36**	**0**

Team Statistics

	Seattle	New England
Total First Downs	23	25
Third Down Eff.	6-12-50%	6-10-60%
Total Net Yards	420	385
Total Off. Plays	66	62
Avg. per Play	6.4	6.2
Net Yards Rushing	96	81
Total Rushing Plays	26	28
Net Yards Passing	324	304
Times Sacked/Yards Lost	3/24	2/12
Pass Atts-Comps-Ints	37-25-0	32-23-1
Punts-No. and Avg.	2-52.5	2-46.0
Penalties-No. and Yards	8-60	7-61
Fumbles-No. and Lost	1-0	3-1
Touchdowns	3	3
Field Goals Made-Att	4-4	1-1
Time of Possession	30:25	29:35

Defense

Seattle	T	S	A	QB	Yds.	Int.	Yds.	PD	FF	FR
E. Thomas	9	6	3	0.0	0.0	0	0	0	0	0
K. Wright	8	5	3	0.0	0.0	0	0	0	0	0
K. Chancellor	8	4	4	0.0	0.0	0	0	1	1	0
R. Sherman	7	3	4	0.0	0.0	0	0	0	0	1
T. McDaniel	6	1	5	0.0	0.0	0	0	0	0	0
F. Clark	5	3	2	1.0	5.0	0	0	0	0	0

Additional Stats: Sacks: J. Reed 0.5, D. Moore 0.5. **INT:** D. Shead 1.

New England	T	S	A	QB	Yds.	Int.	Yds.	PD	FF	FR
D. Hightower	10	6	4	0.0	0.0	0	0	1	0	0
M. Butler	9	7	2	0.0	0.0	0	0	0	0	0
P. Chung	6	5	1	0.0	0.0	0	0	0	0	0
R. Ninkovich	6	3	3	1.0	9.0	0	0	0	0	0
D. McCourty	6	3	3	0.0	0.0	0	0	0	0	0

Additional Stats: Sacks: T. Flowers 2.0. **FF:** M. Brown 1.

10

Seattle Seahawks 26, Philadelphia Eagles 15
Sunday, November 20, 2016
CenturyLink Field

The Seattle Seahawks outgained the visiting Philadelphia Eagles, 439 to 308 yards, and won by a score of 26-15. On Seattle's second possession, C.J. Prosise broke off a 72-yard TD run, giving Seattle a 6-0 lead after the extra point attempt was blocked. Philadelphia took the lead, 7-6, in the second quarter when Carson Wentz hit Zach Ertz on a 4-yard TD. The Seahawks responded with a 92-yard drive when Russell Wilson hit Jimmy Graham on a 35-yard TD pass. Seattle added a Steven Hauschka field goal on its ensuing possession, taking a 16-7 at the half. Seattle scored its first third-quarter touchdown of the season when Wilson caught a TD pass, thrown by Doug Baldwin on an end-around throwback pass. A Hauschka 35-yard field goal in the fourth quarter pushed Seattle's lead to 26-7. Wentz hit Dorial Green-Beckham on a 5-yard TD, and hit Nelson Agholor for the 2-point conversion to bring the score to 26-15. Seattle recovered the onside kick attempt and Seattle's defense prevented any more scores, securing the 26-15 victory. Kam Chancellor and Richard Sherman both recorded interceptions for Seattle's defense.

Philadelphia	0	7	0	8	**15**
Seattle	6	10	7	3	**26**

				Philadelphia	Seattle
SEA	1	11:02	Prosise 72 run (kick blocked) (2-80, 0:48)	0	6
PHI	2	14:13	Ertz 4 pass Wentz (Sturgis kick) (13-68, 7:35)	7	6
SEA	2	8:20	Graham 35 pass Wilson (Hauschka kick) (10-92, 5:53)	7	13
SEA	2	3:47	Hauschka 21 FG (6-74, 1:45)	7	16
SEA	3	7:31	Wilson 15 pass Baldwin (Hauschka kick) (6-59, 2:16)	7	23
SEA	4	13:34	Hauschka 35 FG (8-24, 2:42)	7	26
PHI	4	3:42	Green-Beckham 5 pass Wentz (Wentz-Agholor pass) (10-66, 3:33)	15	26

Att. 69,190

Statistics

Rushing

Philadelphia	Att	Yds	Avg	LG	TD
W. Smallwood	13	48	3.7	18	0
R. Mathews	7	31	4.4	18	0
K. Barner	3	17	5.7	11	0
D. Sproles	2	15	7.5	8	0
C. Wentz	1	2	2.0	2	0
TOTAL	**26**	**113**	**4.3**	**18**	**0**

Seattle	Att	Yds	Avg	LG	TD
C. Prosise	4	76	19.0	72t	1
T. Rawls	14	57	4.1	18	0
R. Wilson	8	19	2.4	7	0
T. Pope	2	3	1.5	2	0
W. Tukuafu	1	2	2.0	2	0
T. Boykin	1	-5	-5.0	-5	0
TOTAL	**30**	**152**	**5.1**	**72t**	**1**

Passing

Philadelphia	A	C	Yds	SK/YD	TD	LG	INT	RT
C. Wentz	45	23	218	2/23	2	26	2	61.2
TOTAL	**45**	**23**	**218**	**2/23**	**2**	**26**	**2**	**61.2**

Seattle	A	C	Yds	SK/YD	TD	LG	INT	RT
R. Wilson	31	18	272	1/0	1	44	0	97.8
D. Baldwin	1	1	15	0/0	1	15t	0	158.3
TOTAL	**32**	**19**	**287**	**1/0**	**2**	**44**	**0**	**109.8**

Receiving

Philadelphia	No	Yds	Avg	LG	TD
Z. Ertz	6	35	5.8	11	1
J. Matthews	5	59	11.8	26	0
D. Green-Beckham	5	54	10.8	21	1
W. Smallwood	4	31	7.8	18	0
B. Celek	1	19	19.0	19	0
T. Burton	1	14	14.0	14	0
D. Sproles	1	6	6.0	6	0
TOTAL	**23**	**218**	**9.5**	**26**	**2**

Seattle	No	Yds	Avg	LG	TD
D. Baldwin	4	104	26.0	44	0
J. Graham	3	46	15.3	35t	1
T. Rawls	3	31	10.3	20	0
T. Lockett	2	39	19.5	30	0
J. Kearse	2	29	14.5	17	0
C. Prosise	2	5	2.5	5	0
R. Wilson	1	15	15.0	15t	1
L. Willson	1	12	12.0	12	0
P. Richardson	1	6	6.0	6	0
TOTAL	**19**	**287**	**15.1**	**44**	**2**

Team Statistics

	Philadelphia	Seattle
Total First Downs	20	18
Third Down Eff.	6-16-36%	5-15-33%
Total Net Yards	308	439
Total Off. Plays	73	63
Avg. per Play	4.2	7.0
Net Yards Rushing	113	152
Total Rushing Plays	26	30
Net Yards Passing	195	287
Times Sacked/Yards Lost	2/23	1/0
Pass Atts-Comps-Ints	45-23-2	32-19-0
Punts-No. and Avg.	7-49.1	6-46.5
Penalties-No. and Yards	8-48	7-48
Fumbles-No. and Lost	1-0	1-0
Touchdowns	2	3
Field Goals Made-Att	0-0	2-3
Time of Possession	31:06	28:54

Defense

Philadelphia	T	S	A	QB	Yds.	Int.	Yds.	PD	FF	FR
M. Jenkins	7	4	3	0.0	0.0	0	0	0	0	0
N. Carroll	6	4	2	0.0	0.0	0	0	1	0	0
N. Bradham	6	4	2	0.0	0.0	0	0	1	0	0
J. Hicks	6	4	2	0.0	0.0	0	0	0	0	0
F. Cox	4	2	2	0.0	0.0	0	0	0	0	0

Additional Stats: Sacks: V. Curry 0.5, M. Smith 0.5.

Seattle	T	S	A	QB	Yds.	Int.	Yds.	PD	FF	FR
B. Wagner	15	5	10	1.0	9.0	0	0	0	0	0
K. Wright	10	6	4	0.0	0.0	0	0	1	0	0
K. Chancellor	8	1	7	0.0	0.0	1	5	2	0	0
J. Lane	6	5	1	0.0	0.0	0	0	0	0	0
R. Sherman	4	2	2	0.0	0.0	1	0	2	0	0

Additional Stats: Sacks: C. Avril 1.0. **FF:** C. Avril 1.

11

Tampa Bay Buccaneers 14, Seattle Seahawks 5

Sunday, November 27

Raymond James Stadium

The Seattle Seahawks offense could not convert on third downs and had trouble moving the ball in addition to turning the ball over three times, as Tampa Bay's 14 first quarter points were enough for the Buccaneers to seal the 14-5 victory in Tampa. The Buccaneers took the opening drive of the game 78 yards in 14 plays and Jameis Winston hit Mike Evans for a 3-yard TD. After a Seattle three-and-out, Winston led the Bucs 62 yards in five plays and again hit Evans, this time for a 23-yard TD, giving Tampa Bay the 14-0 lead. After a Jon Ryan punt pinned Tampa Bay on their four-yard line, a holding penalty in the end zone resulted in a Seahawks safety. Seattle added a Steven Hauschka field goal on the ensuing possession, bringing the score to 14-5. A Seahawks drive late in the first half ended when Russell Wilson was intercepted by Alterraun Verner. The Seahawks punted on their first four drives of the second half, but forced a Buccaneers fumble with 10 minutes left in the fourth quarter, and drove into field goal range but Jimmy Graham was hit and fumbled, returning the ball to Tampa Bay. Kam Chancellor then intercepted Winston in the end zone with four minutes left, but Wilson under pressure threw deep and was intercepted by Bradley McDougald at the 2-yard line. Tampa Bay ran out the clock and secured the 14-5 victory.

Seattle	0	5	0	0	**5**		
Tampa Bay	14	0	0	0	**14**		

				Seattle	Tampa Bay
TB	1	7:34	Evans 3 pass Winston (Aguayo kick) (14-78, 7:26)	0	7
TB	1	2:53	Evans 23 pass Winston (Aguayo kick) (5-62, 3:01)	0	14
SEA	2	13:23	Penalty on Stocker enforced in end zone for a safety	2	14
SEA	2	10:39	Hauschka 43 FG (8-47, 2:44)	5	14

Att. 63,674

Statistics

Rushing

Seattle	Att	Yds	Avg	LG	TD
R. Wilson	8	80	10.0	17	0
T. Rawls	12	38	3.2	8	0
T. Lockett	1	9	9.0	9	0
W. Tukuafu	1	0	0.0	0	0
TOTAL	**22**	**127**	**5.8**	**17**	**0**

Tampa Bay	Att	Yds	Avg	LG	TD
D. Martin	23	87	3.8	11	0
P. Barber	5	16	3.2	7	0
J. Winston	5	12	2.4	8	0
A. Humphries	2	3	1.5	8	0
TOTAL	**35**	**118**	**3.4**	**11**	**0**

Passing

Seattle	A	C	Yds	SK/YD	TD	LG	INT	RT
R. Wilson	33	17	151	6/33	0	21	2	38.8
TOTAL	**33**	**17**	**151**	**6/33**	**0**	**21**	**2**	**38.8**

Tampa Bay	A	C	Yds	SK/YD	TD	LG	INT	RT
J. Winston	28	21	220	0/0	2	27	1	106.3
TOTAL	**28**	**21**	**220**	**0/0**	**2**	**27**	**1**	**106.3**

Receiving

Seattle	No	Yds	Avg	LG	TD
D. Baldwin	7	34	4.9	12	0
J. Graham	6	67	11.2	21	0
J. Kearse	1	18	18.0	18	0
P. Richardson	1	17	17.0	17	0
L. Willson	1	11	11.0	11	0
G. Farmer	1	4	4.0	4	0
TOTAL	**17**	**151**	**8.9**	**21**	**0**

Tampa Bay	No	Yds	Avg	LG	TD
M. Evans	8	104	13.0	26	2
C. Brate	4	49	12.3	27	0
R. Shepard	2	23	11.5	18	0
D. Martin	2	3	1.5	5	0
A. Humphries	1	18	18.0	18	0
A. Cross	1	10	10.0	10	0
C. Shorts	1	6	6.0	6	0
P. Barber	1	4	4.0	4	0
L. Stocker	1	3	3.0	3	0
TOTAL	**21**	**220**	**10.5**	**27**	**2**

Team Statistics

	Seattle	Tampa Bay
Total First Downs	16	19
Third Down Eff.	1-11-9%	4-11-36%
Total Net Yards	245	338
Total Off. Plays	61	63
Avg. per Play	4.0	5.4
Net Yards Rushing	127	118
Total Rushing Plays	22	35
Net Yards Passing	118	220
Times Sacked/Yards Lost	6/33	0/0
Pass Atts-Comps-Ints	33-17-2	28-21-1
Punts-No. and Avg.	7-47.1	4-40.0
Penalties-No. and Yards	2-27	7-68
Fumbles-No. and Lost	2-1	2-1
Touchdowns	0	2
Field Goals Made-Att	1-1	0-1
Time of Possession	26:21	33:39

Defense

Seattle	T	S	A	QB	Yds.	Int.	Yds.	PD	FF	FR
B. Wagner	10	6	4	0.0	0.0	0	0	0	0	0
K. Chancellor	8	7	1	0.0	0.0	1	0	1	0	0
K. Wright	8	6	2	0.0	0.0	0	0	1	0	0
N. Thorpe	5	5	0	0.0	0.0	0	0	0	0	0
T. McDaniel	5	4	1	0.0	0.0	0	0	0	0	0
S. Terrell	5	3	2	0.0	0.0	0	0	1	0	1

Additional Stats: FF: A. Rubin 1.

Tampa Bay	T	S	A	QB	Yds.	Int.	Yds.	PD	FF	FR
C. Conte	7	7	0	0.0	0.0	0	0	0	0	0
L. David	7	5	2	0.0	0.0	0	0	0	1	1
K. Alexander	6	4	2	1.0	6.0	0	0	0	0	0
B. McDougald	5	5	0	0.0	0.0	1	32	2	0	0
B. Grimes	5	5	0	0.0	0.0	0	0	1	0	0
V. Hargreaves	5	4	1	0.0	0.0	0	0	0	0	0
N. Spence	5	2	3	1.5	6.5	0	0	0	1	0

Additional Stats: Sacks: G. McCoy 1.5, R. Ayers 1.0, R. Russell 1.0. **INT:** A. Verner 1.

12

Seattle Seahawks 40, Carolina Panthers 7
Sunday, December 4, 2016
CenturyLink Field

The Seattle Seahawks put up season highs of 240 rushing yards, 534 total yards, 29 first downs and 40 points, while holding the Carolina Panthers to seven points and 271 total yards in a Sunday Night Football 40-7 victory at CenturyLink Field. On the first play of the game, Mike Morgan intercepted Derek Anderson, who started in place of Cam Newton on the Panthers' opening drive due to a coach's decision. Steven Hauschka gave Seattle the early lead with a 23-yard field goal. Capping off a 92-yard drive on Seattle's second possession, Thomas Rawls scored for Seattle on an 8-yard run. Following a Russell Wilson interception, the Panthers scored on a 55-yard pass from Newton to Ted Ginn, Jr. Seattle responded as Rawls rushed for his second TD, this time for 40 yards, giving Seattle the 17-7 lead. Hauschka added two field goals before the end of the half, pushing the lead to 23-7. Tyler Lockett scored on a 75-yard run in the third quarter, making the score 30-7. In the fourth, Wilson hit Jimmy Graham on a 1-yard TD and Hauschka connected on his fourth field goal of the day, giving the Seahawks a comfortable 40-7 victory.

	1	2	3	4	
Carolina	0	7	0	0	**7**
Seattle	10	13	7	10	**40**

				Carolina	Seattle
SEA	1	13:23	Hauschka 23 FG (4-3, 1:23)	0	3
SEA	1	6:42	Rawls 8 run (Hauschka kick) (9-92, 3:55)	0	10
CAR	2	10:32	Ginn 55 pass Newton (Gano kick) (3-48, 1:26)	7	10
SEA	2	9:44	Rawls 45 run (Hauschka kick) (2-57, 0:48)	7	17
SEA	2	1:45	Hauschka 37 FG (11-56, 5:43)	7	20
SEA	2	0:07	Hauschka 31 FG (9-72, 1:12)	7	23
SEA	3	14:48	Lockett 75 run (Hauschka kick) (1-75, 0:12)	7	30
SEA	4	11:09	Graham 1 pass Wilson (Hauschka kick) (10-84, 5:15)	7	37
SEA	4	3:28	Hauschka 28 FG (11-70, 6:00)	7	40

Att. 69,104

Statistics

Rushing

Carolina	Att	Yds	Avg	LG	TD
J. Stewart	11	50	4.5	29	0
M. Tolbert	4	21	5.3	11	0
C. Newton	3	12	4.0	9	0
T. Ginn	1	6	6.0	6	0
F. Whittaker	1	3	3.0	3	0
C. Brown	1	-3	-3.0	-3	0
TOTAL	**21**	**89**	**4.2**	**29**	**0**

Seattle	Att	Yds	Avg	LG	TD
T. Rawls	15	106	7.1	45t	2
T. Lockett	1	75	75.0	75t	1
R. Wilson	3	29	9.7	18	0
T. Pope	8	28	3.5	18	0
T. Boykin	1	1	1.0	1	0
G. Farmer	1	1	1.0	1	0
TOTAL	**29**	**240**	**8.3**	**75t**	**3**

Passing

Carolina	A	C	Yds	SK/YD	TD	LG	INT	RT
C. Newton	32	14	182	0/0	1	55t	0	72.7
D. Anderson	1	0	0	0/0	0	0	1	0.0
TOTAL	**33**	**14**	**182**	**0/0**	**1**	**55t**	**1**	**57.9**

Seattle	A	C	Yds	SK/YD	TD	LG	INT	RT
R. Wilson	36	26	277	3/21	1	40	1	92.0
T. Boykin	3	2	38	0/0	0	31	0	109.7
TOTAL	**39**	**28**	**315**	**3/21**	**1**	**40**	**1**	**93.4**

Receiving

Carolina	No	Yds	Avg	LG	TD
T. Ginn	5	80	16.0	55t	1
G. Olsen	3	30	10.0	16	0
D. Funchess	2	44	22.0	24	0
K. Benjamin	2	18	9.0	11	0
B. Bersin	1	7	7.0	7	0
J. Stewart	1	3	3.0	3	0
TOTAL	**14**	**182**	**13.0**	**55t**	**1**

Seattle	No	Yds	Avg	LG	TD
D. Baldwin	7	65	9.3	29	0
J. Graham	6	63	10.5	18	1
J. Kearse	5	68	13.6	31	0
T. Lockett	5	63	12.6	40	0
N. Vannett	2	25	12.5	21	0
T. McEvoy	1	14	14.0	14	0
T. Rawls	1	12	12.0	12	0
T. Pope	1	5	5.0	5	0
TOTAL	**28**	**315**	**11.3**	**40**	**1**

Team Statistics

	Carolina	Seattle
Total First Downs	14	29
Third Down Eff.	5-12-42%	7-14-50%
Total Net Yards	271	534
Total Off. Plays	54	71
Avg. per Play	5.0	7.5
Net Yards Rushing	89	240
Total Rushing Plays	21	29
Net Yards Passing	182	294
Times Sacked/Yards Lost	0/0	3/21
Pass Atts-Comps-Ints	33-14-1	39-28-1
Punts-No. and Avg.	6-42.3	1-41.0
Penalties-No. and Yards	6-63	6-37
Fumbles-No. and Lost	1-1	1-0
Touchdowns	1	4
Field Goals Made-Att	0-0	4-4
Time of Possession	25:59	34:01

Defense

Carolina	T	S	A	QB	Yds.	Int.	Yds.	PD	FF	FR
M. Griffin	14	7	7	0.0	0.0	0	0	0	0	0
J. Bradberry	8	7	1	0.0	0.0	0	0	1	0	0
T. Davis	8	4	4	0.5	2.5	0	0	0	0	0
D. Worley	6	4	2	0.0	0.0	0	0	0	0	0
R. McClain	5	3	2	0.0	0.0	0	0	1	0	0

Additional Stats: Sacks: K. Ealy 1.0, C. Johnson 1.0, W. Horton 0.5. **Int:** T. Boston 1. **FF:** K. Ealy 1.

Seattle	T	S	A	QB	Yds.	Int.	Yds.	PD	FF	FR
B. Wagner	10	4	6	0.0	0.0	0	0	0	0	0
K. Chancellor	7	6	1	0.0	0.0	0	0	1	0	0
M. Morgan	5	2	3	0.0	0.0	1	14	1	0	0
K. Wright	3	2	1	0.0	0.0	0	0	1	1	0
D. Shead	3	1	2	0.0	0.0	0	0	1	0	0

Additional Stats: FR: C. Marsh 1.

13

Green Bay Packers 38, Seattle Seahawks 10

Sunday, December 11, 2016

Lambeau Field

The Seattle Seahawks turned the ball over six times and the defense had trouble slowing Aaron Rodgers and the Green Bay Packers offense, as the Packers beat the Seahawks by a score of 38-10 at Lambeau Field. The loss was the first by the Seahawks of more than 10 points since Week 9 (11/6/11) of 2011, ending the record streak of 85 regular season games (95 combined) of not losing by more than 10 points. On the opening drive, Rodgers hit Davante Adams on a 66-yard TD on the third play from scrimmage. Seattle responded with a Steven Hauschka field goal, for a score of 7-3. A Wilson interception in the second quarter led to a one-yard TD run by Ty Montgomery. Rodgers hit Jordy Nelson on a 9-yard TD on the Packers' next possession, pushing their lead to 21-3. Seattle got the ball before the end of the half but the drive ended with Wilson's second interception. Wilson was intercepted on Seattle's first two drives of the second half, leading to Nelson's second TD reception from Rodgers, and a 28-3 lead for the Packers heading into the fourth quarter. Mason Crosby connected on a 38-yard field goal for the Packers early in the fourth quarter. Seattle made the score 31-10 when Wilson hit Tanner McEvoy on a 21-yard TD. Green Bay scored on an end-around by Jeff Janis from 19 yards out, pushing the lead to 38-10.

Seattle	3	0	0	7	**10**		
Green Bay	7	14	7	10	**38**		

				Seattle	Green Bay
GB	1	13:30	Adams 66 pass Rodgers (Crosby kick) (3-75, 1:30)	0	7
SEA	1	6:16	Hauschka 28 FG (13-64, 7:14)	3	7
GB	2	9:36	Montgomery 1 run (Crosby kick) (4-26, 2:17)	3	14
GB	2	5:15	Nelson 9 pass Rodgers (Crosby kick) (5-48, 2:44)	3	21
GB	3	4:24	Nelson 3 pass Rodgers (Crosby kick) (7-32, 3:16)	3	28
GB	4	10:31	Crosby 38 FG (5-19, 1:15)	3	31
SEA	4	8:21	McEvoy 21 pass Wilson (Hauschka kick) (7-75, 2:10)	10	31
GB	4	5:43	Janis 19 run (Crosby kick) (1-19, 0:07)	10	38

Att. 78,057

Statistics

Rushing

Seattle	Att	Yds	Avg	LG	TD
T. Rawls	12	67	5.6	15	0
A. Collins	7	23	3.3	8	0
R. Wilson	4	19	4.8	8	0
T. Lockett	2	15	7.5	13	0
T. Pope	1	12	12.0	12	0
TOTAL	**26**	**136**	**5.2**	**15**	**0**

Green Bay	Att	Yds	Avg	LG	TD
T. Montgomery	9	41	4.6	17	1
C. Michael	10	36	3.6	10	0
J. Janis	1	19	19.0	19t	1
J. Starks	2	3	1.5	2	0
A. Ripkowski	3	2	0.7	2	0
B. Hundley	2	-2	-1.0	-1	0
A. Rodgers	3	-6	-2.0	-1	0
TOTAL	**30**	**93**	**3.1**	**19t**	**2**

Passing

Seattle	A	C	Yds	SK/YD	TD	LG	INT	RT
R. Wilson	39	22	240	3/22	1	31	5	43.7
TOTAL	**39**	**22**	**240**	**3/22**	**1**	**31**	**5**	**43.7**

Green Bay	A	C	Yds	SK/YD	TD	LG	INT	RT
A. Rodgers	23	18	246	1/9	3	66t	0	150.8
B. Hundley	2	0	0	0/0	0	0	0	39.6
TOTAL	**25**	**18**	**246**	**1/9**	**3**	**66t**	**0**	**142.7**

Receiving

Seattle	No	Yds	Avg	LG	TD
D. Baldwin	6	46	7.7	10	0
T. Lockett	4	41	10.3	15	0
T. McEvoy	3	41	13.7	21t	1
A. Collins	3	33	11.0	14	0
M. Reece	2	38	19.0	31	0
J. Graham	1	16	16.0	16	0
L. Willson	1	11	11.0	11	0
J. Kearse	1	7	7.0	7	0
T. Rawls	1	7	7.0	7	0
TOTAL	**22**	**240**	**10.9**	**31**	**1**

Green Bay	No	Yds	Avg	LG	TD
J. Nelson	6	41	6.8	11	2
D. Adams	4	104	26.0	66t	1
T. Montgomery	3	45	15.0	24	0
R. Cobb	3	33	11.0	25	0
J. Cook	1	15	15.0	15	0
R. Rodgers	1	8	8.0	8	0
TOTAL	**18**	**246**	**13.7**	**66t**	**3**

Team Statistics

	Seattle	Green Bay
Total First Downs	22	18
Third Down Eff.	6-12-50%	4-11-36%
Total Net Yards	354	330
Total Off. Plays	68	58
Avg. per Play	5.2	5.9
Net Yards Rushing	136	93
Total Rushing Plays	26	30
Net Yards Passing	218	237
Times Sacked/Yards Lost	3/22	1/9
Pass Atts-Comps-Ints	39-22-5	25-18-0
Punts-No. and Avg.	4-34.0	4-38.5
Penalties-No. and Yards	7-63	5-50
Fumbles-No. and Lost	1-1	0-0
Touchdowns	1	5
Field Goals Made-Att	1-1	1-1
Time of Possession	31:50	28:10

Defense

Seattle	T	S	A	QB	Yds.	Int.	Yds.	PD	FF	FR
B. Wagner	12	7	5	0.0	0.0	0	0	0	0	0
T. McDaniel	6	4	2	0.0	0.0	0	0	0	0	0
D. Shead	5	4	1	0.0	0.0	0	0	2	0	0
K. Wright	5	4	1	0.0	0.0	0	0	0	0	0
K. Chancellor	5	3	2	0.0	0.0	0	0	0	0	0

Additional Stats: Sacks: A. Rubin 1.

Green Bay	T	S	A	QB	Yds.	Int.	Yds.	PD	FF	FR
J. Thomas	10	8	2	0.0	0.0	0	0	0	0	0
Q. Rollins	7	6	1	0.0	0.0	1	0	2	0	0
M. Burnett	7	4	3	0.0	0.0	1	19	1	0	0
M. Hyde	6	5	1	0.0	0.0	1	11	1	0	0
J. Elliott	5	3	2	1.0	8.0	0	0	0	0	0

Additional Stats: Sacks: D. Jones 1.0, D. Lowry 1.0. **INT:** D. Randall 2. **FF:** C. Ringo 1. **FR:** K. Brice 1.

The Last Time

OVERTIME GAME		
Seattle 6, at Arizona 6		**10/23/16**
OVERTIME WIN		
BY SEAHAWKS:	Seattle 26, vs. Denver 20	9/21/14
BY OPPONENTS:	at Cincinnati 27, Seattle 24	10/11/15
OVERTIME TIE:	**Seattle 6, at Arizona 6**	**10/23/16**
500 TOTAL YARDS		
BY SEAHAWKS:	**534, vs. Carolina**	**12/4/16**
BY OPPONENTS:	538, vs. Pittsburgh	11/29/15
400 TOTAL YARDS		
BY SEAHAWKS:	**534, vs. Carolina**	**12/4/16**
BY OPPONENTS:	**425, vs. Buffalo**	**11/7/16**
300 YARDS RUSHING (TEAM)		
BY SEAHAWKS:	350, vs. New York Giants	11/9/14
BY OPPONENTS:	356, vs. LA Raiders	11/30/87
200 YARDS RUSHING (TEAM)		
BY SEAHAWKS:	**240, vs. Carolina**	**12/4/16**
BY OPPONENTS:	205, vs. Tampa Bay	11/3/13
400 NET YARDS PASSING (TEAM)		
BY SEAHAWKS:	428, at San Diego	12/29/02
BY OPPONENTS:	480, vs. Pittsburgh	11/29/15
300 NET YARDS PASSING (TEAM)		
BY SEAHAWKS:	**324, at New England**	**11/13/16**
BY OPPONENTS:	**304, at New England**	**11/13/16**
50 OR MORE POINTS SCORED		
BY SEAHAWKS:	50, at Buffalo (in Toronto)	12/16/12
BY OPPONENTS:	51, at Dallas	11/27/80
40 OR MORE POINTS SCORED		
BY SEAHAWKS:	**40, vs. Carolina**	**12/4/16**
BY OPPONENTS:	40, at San Francisco	12/12/10
30 OR MORE POINTS SCORED		
BY SEAHAWKS:	**40, vs. Carolina**	**12/4/16**
BY OPPONENTS:	**38, at Green Bay**	**12/11/16**
SHUTOUT		
BY SEAHAWKS:	26-0, vs. Chicago	9/27/15
BY OPPONENTS:	24-0, at Pittsburgh	9/18/11
TWO 100-YARD RUSHERS IN SAME GAME		
BY SEAHAWKS:	vs. New York Giants	11/9/14
M. Lynch 21-140, R. Wilson 14-107		
BY OPPONENTS:	at Philadelphia	12/12/76
Tom Sullivan 121, Mike Hogan 104		
TWO 100-YARD RECEIVERS IN SAME GAME		
BY SEAHAWKS:	**vs. San Francisco**	**9/25/16**
D. Baldwin 8-164, J. Graham 6-100		
BY OPPONENTS:	vs. Arizona	11/15/15
L. Fitzgerald 10-130, M. Floyd 7-113		
200 YARDS RUSHING		
BY SEAHAWKS:	209, T. Rawls vs. San Francisco	11/22/15
BY OPPONENTS:	207, F. Gore at San Francisco	9/20/09
100 YARDS RUSHING		
BY SEAHAWKS:	**106, T. Rawls vs. Carolina**	**12/4/16**
BY OPPONENTS:	**102, T. Hightower at N.O.**	**10/30/16**
30+ CARRIES		
BY SEAHAWKS:	30, T. Rawls vs. San Francisco	11/22/15
BY OPPONENTS:	**33, D. Johnson at Arizona**	**10/23/16**
400 YARDS PASSING		
BY SEAHAWKS:	414, M. Hasselbeck vs. Dallas	12/6/04
BY OPPONENTS:	456, B. Roethlisberger vs. Pit	11/29/15
300 YARDS PASSING		
BY SEAHAWKS:	**348, R. Wilson at New England**	**11/13/16**
BY OPPONENTS:	**316, T. Brady at New England**	**11/13/16**
200 YARDS RECEIVING		
BY SEAHAWKS:	261, S. Largent at Detroit	10/18/87
BY OPPONENTS:	201, M. Wheaton vs. Pittsburgh	11/29/15
100 YARDS RECEIVING		
BY SEAHAWKS:	**104, D. Baldwin vs. Philadelphia**	**11/20/16**
BY OPPONENTS:	**104, D. Adams at Green Bay**	**12/11/16**
10 RECEPTIONS		
BY SEAHAWKS:	11-145, M. Williams at Arizona	11/14/10
BY OPPONENTS:	**10-162, R. Woods vs. Buffalo**	**11/7/16**
100 YD RUSHER, 300 YD PASSER, 100 YD RECEIVER		
BY SEAHAWKS:	at Arizona	12/21/14
339 (pass) R. Wilson, 113 (rush) M. Lynch,		
113 (rec) D. Baldwin, 139 (rec) L. Willson		
BY OPPONENTS:	at Houston	9/29/13
355 (pass) M. Schaub, 27-102 (rush) A. Foster,		
9-110 (rec) A. Johnson		
100 YD RUSHER, 100 YD RECEIVER		
BY SEAHAWKS:	**vs. San Francisco**	**9/25/16**
20-106 (rush) Michael, 8-164 (rec) Baldwin, 6-100 (rec) Graham		
BY OPPONENTS:	at Houston	9/29/13
27-102 (rush) A. Foster, 9-110 (rec) A. Johnson		
TWO 100 YD RECEIVERS, 300 YD PASSER		
BY SEAHAWKS:	at Arizona	12/21/14
3-139 (rec) Willson, 7-113 (rec) Baldwin, 339 (pass) Wilson		
BY OPPONENTS:	vs. Arizona	11/15/15
130 (rec) Fitzgerald, 113 (rec) Floyd, 363 (pass) Palmer		
100 YD RUSHER, 300 YD PASSER, TWO 100 YD RECEIVERS		
BY SEAHAWKS:	at Arizona	12/21/14
113 (rush) M. Lynch, 339 (pass) R. Wilson		
139 (rec) L. Willson, 113 (rec) D. Baldwin		
BY OPPONENTS:	at Kansas City	10/29/06
312 (pass) D. Huard, 39-155 (rush) L. Johnson,		
6-132 (rec) E. Kennison, 6-116 (rec) T. Gonzalez		
FOUR TOUCHDOWNS RUSHING		
BY SEAHAWKS:	M. Lynch vs. New York Giants	11/9/14
BY OPPONENTS:	J. Lewis at Cleveland	11/4/07
THREE TOUCHDOWNS RUSHING		
BY SEAHAWKS:	M. Lynch (4) vs. New York Giants	11/9/14
BY OPPONENTS:	**L. Blount at New England**	**11/13/16**
TWO TOUCHDOWNS RUSHING		
BY SEAHAWKS:	**T. Rawls vs. Carolina**	**12/4/16**
BY OPPONENTS:	**L. Blount (3) at New England**	**11/13/16**
FIVE TOUCHDOWN PASSES		
BY SEAHAWKS:	R. Wilson at Baltimore	12/13/15
BY OPPONENTS:	J. Freeman at Tampa Bay	12/26/10
FOUR TOUCHDOWN PASSES		
BY SEAHAWKS:	R. Wilson (5) at Baltimore	12/13/15
BY OPPONENTS:	J. Freeman (5) at Tampa Bay	12/26/10
THREE TOUCHDOWN PASSES		
BY SEAHAWKS:	**R. Wilson at New England**	**11/13/16**
BY OPPONENTS:	**A. Rodgers at Green Bay**	**12/11/16**
FOUR TOUCHDOWN RECEPTIONS		
BY SEAHAWKS:	Daryl Turner at San Diego	9/15/85
BY OPPONENTS:	M. Robinson at Baltimore	11/23/03

The Last Time Continued…

THREE TOUCHDOWN RECEPTIONS		
BY SEAHAWKS:	**D. Baldwin at New England**	**11/13/16**
BY OPPONENTS:	A. Gates at San Diego	9/14/14
TWO TOUCHDOWN RECEPTIONS		
BY SEAHAWKS:	**D. Baldwin (3) at New England**	**11/13/16**
BY OPPONENTS:	**J. Nelson at Green Bay**	**12/11/16**
PLAYER LED IN BOTH RUSHING AND RECEIVING YDS		
BY SEAHAWKS:	**C. Prosise at New England 66 (rushing), 87 (receiving)**	**11/13/16**
BY OPPONENTS:	D. Johnson, Jr. vs. Cleveland 46 (rushing), 39 (receiving)	12/20/15
FIVE FIELD GOALS		
BY SEAHAWKS:	S. Hauschka vs. Baltimore	11/13/11
BY OPPONENTS:	J. Carney vs. San Diego	9/21/97
FOUR FIELD GOALS		
BY SEAHAWKS:	**S. Hauschka vs. Carolina**	**12/4/16**
BY OPPONENTS:	**W. Lutz at New Orleans**	**10/30/16**
THREE FIELD GOALS		
BY SEAHAWKS:	**S. Hauschka (4) vs. Carolina**	**12/4/16**
BY OPPONENTS:	**W. Lutz at New Orleans (4)**	**10/30/16**
TWO 50-YARD FIELD GOALS		
BY SEAHAWKS:	S. Hauschka at Arizona (52 & 52)	1/3/16
BY OPPONENTS:	G. Zuerlein at StL (58 & 60)	9/30/12
SAFETY		
BY SEAHAWKS:	**Holding pen. in end zone, at TB**	**11/27/16**
BY OPPONENTS:	F. Rucker, tackle, vs. Arizona	11/15/15
KICKOFF RETURN TOUCHDOWN		
BY SEAHAWKS:	T. Lockett vs. Chicago, 105 yds.	9/27/15
BY OPPONENTS:	C. Patterson at Minn, 101 yds.	12/6/15
PUNT RETURN TOUCHDOWN		
BY SEAHAWKS:	T. Lockett at St. Louis, 57 yds.	9/13/15
BY OPPONENTS:	T. Austin at St. Louis, 75 yds.	9/13/15
INTERCEPTION RETURN TOUCHDOWN		
BY SEAHAWKS:	B. Irvin vs. St. Louis, 49 yards	12/28/14
BY OPPONENTS:	C. Munnerlyn at Car, 33 yards	10/7/12
FUMBLE RETURN TOUCHDOWN		
BY SEAHAWKS:	**E. Thomas at New Orleans, 34 yds**	**10/30/16**
BY OPPONENTS:	A. Ayers vs. St. Louis, 45 yards	12/27/15
BLOCKED PUNT RETURN TOUCHDOWN		
BY SEAHAWKS:	M. Morgan vs. Dallas, 25 yards	10/12/14
BY OPPONENTS:	B. Butler vs. Oakland, 0 yds.	11/2/14
BLOCKED FIELD GOAL RETURN TOUCHDOWN		
BY SEAHAWKS:	R. Sherman vs. SF, 90 yards	12/23/12
BY OPPONENTS:	D. Howell at IND, 61 yds.	10/6/13

FOUR INTERCEPTIONS		
BY SEAHAWKS:	None	
BY OPPONENTS:	Deron Cherry vs. Kansas City	9/29/85
THREE INTERCEPTIONS		
BY SEAHAWKS:	M. Trufant vs. Arizona	12/9/07
BY OPPONENTS:	Deron Cherry (4) vs. Kansas City	9/29/85
TWO INTERCEPTIONS		
BY SEAHAWKS:	**R. Sherman at N.Y. Jets**	**10/2/16**
BY OPPONENTS:	**D. Randall at Green Bay**	**12/11/16**
FOUR SACKS		
BY SEAHAWKS:	C. Clemons vs. Green Bay	9/24/12
BY OPPONENTS:	L. O'Neal vs. San Diego	10/22/95
THREE SACKS		
BY SEAHAWKS:	M. Bennett (3.5) at San Francisco	10/22/15
BY OPPONENTS:	W. Hayes vs. St. Louis	12/27/15
10+ PUNTS		
BY SEAHAWKS:	10, J. Ryan at Chicago	10/17/10
BY OPPONENTS:	10, P. O'Donnell vs. Chicago	9/27/15
PUNT BLOCKED		
BY SEAHAWKS:	**T. McEvoy at Arizona**	**10/23/16**
BY OPPONENTS:	**J. Hughes vs. Buffalo**	**11/7/16**
FIELD GOAL BLOCKED		
BY SEAHAWKS:	**B. Wagner at Arizona**	**10/23/16**
BY OPPONENTS:	D. Irving at Dallas	11/1/15
PAT BLOCKED		
BY SEAHAWKS:	R. Bryant vs. Washington	11/27/11
BY OPPONENTS:	**B. Logan vs. Philadelphia**	**11/20/16**
PAT MISSED		
BY SEAHAWKS:	**S. Hauschka vs. PHI (blocked)**	**11/20/16**
BY OPPONENTS:	C. Catanzaro at Arizona	1/3/16
FAKE PAT KICK		
BY SEAHAWKS:	Feagles vs. Oakland, no good	12/16/00
BY OPPONENTS:	None	
FAKE PUNT		
BY SEAHAWKS:	at Buffalo (in Toronto), successful	12/16/12
BY OPPONENTS:	at St. Louis, successful	10/19/14
FAKE FIELD GOAL		
BY SEAHAWKS:	at Washington, successful	10/6/14
BY OPPONENTS:	vs. Pittsburgh, unsuccessful	11/29/15
ONSIDE KICK		
BY SEAHAWKS:	**at Green Bay, unsuccessful**	**12/11/16**
BY OPPONENTS:	**vs. Philadelphia, unsuccessful**	**11/20/16**
TWO POINT CONVERSION		
BY SEAHAWKS:	**at New England, unsuccessful**	**11/13/16**
BY OPPONENTS:	**vs. Philadelphia, successful**	**11/20/16**

Seahawks Game-by-Game

	9/11 Mia	9/18 at LA	9/25 SF	10/2 at NYJ	10/16 Atl	10/23 at Ari	10/30 at NO	11/7 Buf	11/13 at NE	11/20 Phi	11/27 at TB	12/4 Car	12/11 at GB	12/15 LA	12/24 Ari	1/1 at SF
Points	12	3	37	27	26	6	20	31	31	26	5	40	10			
1 Qtr	3	0	14	0	7	0	7	7	6	6	0	10	3			
2 Qtr	3	3	10	14	10	0	7	21	13	10	5	13	0			
3 Qtr	0	0	6	3	0	0	3	0	3	7	0	7	0			
4 Qtr	6	0	7	10	9	3	3	3	9	3	0	10	7			
OT	-	-	-	-	-	3	-	-	-	-	-	-	-			
First Down	21	17	18	21	22	11	15	19	23	18	16	29	22			
Rush	4	4	7	4	6	4	4	4	3	5	6	11	7			
Pass	16	10	10	15	14	7	11	13	18	12	9	16	14			
Penalty	1	3	1	2	2	0	0	2	2	1	1	2	1			
3rd Down Eff	5/16	4/13	9/14	3/10	5/14	3/14	5/11	2/7	6/12	5/15	1/11	7/14	6/12			
Percent	31%	31%	64	30%	36%	21%	45%	29%	50%	33%	9%	50%	50%			
4th Down Eff	2/3	0/0	0/0	0/0	0/0	0/0	0/1	0/0	0/0	0/0	1/1	0/1	0/1			
Percent	67%	-	-	-	-	-	0%	-	-	-	100%	0%	0%			
Total Net Yds	352	306	418	354	333	257	359	278	420	439	245	534	354			
Plays	78	61	65	60	65	57	54	42	66	63	61	71	68			
Avg	4.5	5.0	6.4	5.9	5.1	4.5	6.6	6.6	6.4	7.0	4.0	7.5	5.2			
Net Yds Rush	112	67	127	66	72	52	74	33	96	152	127	240	136			
Plays	32	24	31	26	27	19	17	12	26	30	22	29	26			
Avg	3.5	2.8	4.1	2.5	2.7	2.7	4.4	2.8	3.7	5.1	5.8	8.3	5.2			
Net Yds Pass	240	239	291	288	261	205	285	245	324	287	118	294	218			
Sack/loss	3/18	2/15	2/17	2/21	1/9	1/20	1/11	4/37	3/24	1/0	6/33	3/21	3/22			
Gross Yds	258	254	308	309	270	225	296	282	348	287	151	315	240			
Att/Comp	43/27	35/22	32/22	32/23	37/25	37/24	36/23	26/20	37/25	32/19	33/17	39/28	39/22			
Int	1	0	1	0	0	0	1	0	0	0	2	1	5			
Avg	5.2	6.5	8.6	8.5	6.9	5.4	7.7	8.2	8.1	8.7	3.0	7.0	5.2			
Punts/Avg	6/42.2	7/44.1	2/51.0	5/40.6	5/46.0	9/46.0	3/48.7	4/35.5	2/52.5	6/46.5	7/47.1	1/41.0	4/34.0			
Blocked	0	0	0	0	0	0	0	1	0	0	0	0	0			
Punt Ret/Yds	3/40	0/0	3/70	2/8	3/21	1/0	2/14	2/20	2/4	3/31	1/0	3/12	0/0			
Kickoff Ret/Yds	0/0	1/20	2/19	2/29	5/109	2/51	4/115	3/65	1/32	1/7	1/15	1/46	5/136			
Int Ret/Yds	0/0	0/0	1/9	3/6	1/5	0/0	0/0	1/31	1/2	2/5	1/0	1/14	0/0			
Penalties/Yds	8/69	10/114	6/50	7/71	3/30	10/90	11/76	10/75	8/60	7/48	2/27	6/37	7/63			
Fumbles/Lost	1/1	3/1	1/1	0/0	3/0	2/0	1/0	0/0	1/0	1/0	2/1	1/0	1/1			
Touchdowns	1	0	4	3	3	0	2	4	3	3	0	4	1			
Rush	0	0	2	0	3	0	1	2	0	1	0	3	0			
Pass	1	0	2	3	0	0	0	2	3	2	0	1	1			
Returns	0	0	0	0	0	0	0	0	0	0	0	0	0			
Defense	0	0	0	0	0	0	1	0	0	0	0	0	0			
Safeties	0	0	0	0	0	0	0	0	0	0	1	0	0			
1 Pt PAT/Att	0/1	0/0	4/4	3/3	2/3	0/0	2/2	4/4	1/2	2/3	0/0	4/4	1/1			
2 Pt PAT/Att	0/0	0/0	0/0	0/0	0/0	0/0	0/0	0/0	0/1	0/0	0/0	0/0	0/0			
FG/Att	2/2	1/1	3/3	2/2	2/3	2/3	2/2	1/1	4/4	2/3	1/1	4/4	1/1			
Time of Poss	34:32	30:03	35:57	30:45	30:09	28:39	23:48	19:43	30:25	28:54	26:21	34:01	31:50			
Take/Give Ratio	0/2	0/1	1/2	3/0	2/0	0/0	1/1	1/0	2/0	2/0	2/3	2/1	0/6			
Avg Drive Start	Sea22	Sea17	Sea35	Sea33	Sea37	Sea25	Sea27	Sea31	Sea28	Sea32	Sea21	Sea30	Sea26			

Opponent Game-by-Game

	9/11 Mia	9/18 at LA	9/25 SF	10/2 at NYJ	10/16 Atl	10/23 at Ari	10/30 at NO	11/7 Buf	11/13 at NE	11/20 Phi	11/27 at TB	12/4 Car	12/11 at GB	12/15 LA	12/24 Ari	1/1 at SF
Points	10	9	18	17	24	6	25	25	24	15	14	7	38			
1 Qtr	0	3	0	3	0	0	0	14	7	0	14	0	7			
2 Qtr	3	3	3	7	3	3	13	3	7	7	0	7	14			
3 Qtr	0	0	0	0	21	0	3	0	7	0	0	0	7			
4 Qtr	7	3	15	7	0	0	9	8	3	8	0	0	10			
OT	-	-	-	-	-	3	-	-	-	-	-	-	-			
First Down	11	17	12	20	22	23	28	30	25	20	19	14	18			
Rush	3	3	6	4	4	6	7	11	8	6	7	5	5			
Pass	7	10	6	13	17	14	17	16	13	13	11	9	10			
Penalty	1	4	0	3	1	3	4	3	4	1	1	0	3			
3rd Down Eff	3/14	3/12	4/15	7/15	3/11	10/21	9/15	12/17	6/10	6/16	4/11	5/12	4/11			
Percent	21%	25%	27%	47%	27%	48%	60%	71%	60%	38%	36%	42%	36%			
4th Down Eff	0/1	0/0	1/1	1/1	1/2	0/1	0/0	0/1	0/1	1/3	0/0	0/1	0/1			
Percent	0%	-	100%	100%	50%	0%	-	0%	0%	33%	-	0%	0%			
Total Net Yds	214	283	254	305	362	443	375	425	385	308	338	271	330			
Plays	54	58	56	65	64	90	72	82	62	73	63	54	56			
Avg	4.0	4.9	4.5	4.7	5.7	4.9	5.2	5.2	6.2	4.2	5.4	5.0	5.9			
Net Yds Rush	64	64	135	58	52	132	123	162	81	113	118	89	93			
Plays	20	25	31	20	18	37	35	38	28	26	35	21	30			
Avg	3.2	2.6	4.4	2.9	2.9	3.6	3.5	4.3	2.9	4.3	3.4	4.2	3.1			
Net Yds Pass	150	219	119	247	310	311	252	263	304	195	220	182	237			
Sack/loss	5/36	3/20	0/0	4/14	4/25	4/31	2/13	5/26	2/12	2/23	0/0	0/0	1/9			
Gross Yds	186	239	119	261	335	342	265	289	316	218	220	182	246			
Att/Comp	29/16	30/18	25/14	41/23	42/27	49/29	35/27	39/27	32/23	45/23	28/21	33/14	25/18			
Int	0	0	1	3	1	0	0	1	1	2	1	1	0			
Avg	4.4	6.6	4.8	5.5	6.7	5.9	6.8	6.0	8.9	4.1	7.9	5.5	9.1			
Punts/Avg	7/46.7	6/39.5	7/45.6	5/40.4	4/41.3	7/32.7	2/46.0	3/32.7	2/46.0	7/49.1	4/40.0	6/42.3	4/38.5			
Blocked	0	0	0	0	0	1	0	0	0	0	0	0	0			
Punt Ret/Yds	4/32	3/15	1/20	0/0	1/11	6/33	0/0	2/13	2/8	2/15	3/48	0/0	1/0			
Kickoff Ret/Yds	3/84	0/0	1/26	1/27	2/46	0/0	2/23	1/13	2/49	0/0	2/42	4/89	2/36			
Int Ret/Yds	1/9	0/0	1/4	0/0	0/0	0/0	1/0	0/0	0/0	0/0	2/48	1/7	5/77			
Penalties/Yds	4/40	9/78	4/35	7/60	8/66	6/45	2/10	11/115	7/61	8/48	7/68	6/63	5/50			
Fumbles/Lost	2/0	0/0	1/0	1/0	1/1	1/0	1/1	0/0	3/1	1/0	2/1	1/1	0/0			
Touchdowns	1	0	2	2	3	0	2	3	3	2	2	1	5			
Rush	1	0	2	0	0	0	1	2	3	0	0	0	2			
Pass	0	0	0	1	3	0	1	1	0	2	2	1	3			
Returns	0	0	0	1	0	0	0	0	0	0	0	0	0			
Defense	0	0	0	0	0	0	0	0	0	0	0	0	0			
Safeties	0	0	0	0	0	0	0	0	0	0	0	0	0			
1 Pt PAT/Att	1/1	0/0	1/1	2/2	3/3	0/0	1/1	2/2	3/3	1/1	2/2	1/1	5/5			
2 Pt PAT/Att	0/0	0/0	1/1	0/0	0/0	0/0	0/1	1/1	0/0	1/1	0/0	0/0	0/0			
FG/Att	1/2	3/3	1/2	1/1	1/1	2/4	4/4	1/2	1/1	0/0	0/1	0/0	1/2			
Time of Poss	25:28	29:57	24:03	29:15	29:51	46:21	36:12	40:17	29:35	31:06	33:39	25:59	28:10			
Take/Give Ratio	2/0	1/0	2/1	0/3	0/2	0/0	1/1	0/1	0/2	0/2	3/1	1/2	6/0			
Avg Drive Start	Mia32	LA24	SF34	NYJ20	Atl21	Ari28	NO27	Buf31	NE26	Phi23	TB33	Car30	GB40			

Drive Chart

Seahawks Drives Ended By…

Date	Teams	Drives	3/Out	TD	FG	FGA	Pnt	Dwn	Trn	Saf	Clk	Points	Pts/Drv	Eff
9/11	Seattle	12	3	1	2	2	6	1	2	0	0	12	1.0	0.250
	Miami	12	6	1	1	2	7	1	0	0	1	10	0.8	0.167
9/18	Seattle	10	2	0	1	1	7	0	1	0	1	3	0.3	0.100
at L.A. Rams		10	3	0	3	3	6	0	0	0	1	9	0.9	0.300
9/25	Seattle	13	4	4	3	3	2	0	2	0	2	37	2.8	0.538
San Francisco		12	6	2	1	2	7	0	1	0	0	18	1.5	0.250
10/2	Seattle	12	5	3	2	2	5	0	0	0	2	27	2.3	0.417
at N.Y. Jets		11	2	2	1	1	5	0	3	0	0	17	1.5	0.273
10/16	Seattle	12	3	3	2	3	5	0	0	0	1	26	2.2	0.417
	Atlanta	12	4	3	1	1	4	1	2	0	1	24	2.0	0.333
10/23	Seattle	13	6	0	2	3	9	0	0	0	1	6	0.5	0.154
at Arizona		14	3	0	2	4	7	1	0	0	2	6	0.4	0.143
10/30	Seattle	9	3	1	2	2	3	1	1	0	1	13	1.4	0.333
at New Orleans		9	1	2	4	4	2	0	1	0	0	25	2.8	0.667
11/7	Seattle	10	3	4	1	1	4	0	0	0	1	31	3.1	0.500
	Buffalo	10	2	3	1	2	3	1	1	0	0	25	2.5	0.400
11/13	Seattle	10	2	3	4	4	2	0	0	0	1	31	3.1	0.700
at New England		9	3	3	1	1	2	1	2	0	0	24	2.7	0.444
11/20	Seattle	14	6	3	2	3	6	0	0	0	2	26	1.9	0.357
Philadelphia		13	4	2	0	0	7	2	2	0	0	15	1.2	0.154
11/27	Seattle	11	3	0	1	1	7	0	3	0	0	3	0.3	0.091
at Tampa Bay		12	3	2	0	1	4	0	2	1	2	14	1.2	0.167
12/4	Seattle	11	2	4	4	4	1	1	1	0	0	40	3.6	0.727
	Carolina	11	2	1	0	0	6	1	2	0	1	7	0.6	0.091
12/11	Seattle	13	5	1	1	1	4	1	6	0	0	10	0.8	0.154
at Green Bay		14	3	5	1	2	4	1	0	0	2	38	2.7	0.429
12/15	Seattle													
	L.A. Rams													
12/24	Seattle													
	Arizona													
1/1	Seattle													
at San Francisco														
Totals	**Seahawks**	**150**	**47**	**27**	**27**	**30**	**61**	**4**	**16**	**0**	**12**	**265**	**1.8**	**0.360**
	Opponents	**149**	**42**	**26**	**16**	**23**	**64**	**9**	**16**	**1**	**10**	**232**	**1.6**	**0.282**

Drive Breakdown

Seahawks Longest Drives

Most Plays

Date	Opponent	# of Plays	Net Yards	Time	Result
09/18/16	at L.A. Rams	**14**	76	7:08	Field Goal
09/11/16	vs. Miami	**14**	75	3:37	Touchdown
09/25/16	vs. San Francisco	**14**	62	8:24	Touchdown
10/30/16	at New Orleans	**13**	72	5:46	Field Goal
12/11/16	at Green Bay	**13**	64	7:14	Field Goal

Most Net Yards

Date	Opponent	Net Yards	# of Plays	Time	Result
11/20/16	vs. Philadelphia	**92**	10	5:53	Touchdown
12/04/16	vs. Carolina	**92**	9	3:55	Touchdown
10/02/16	at N.Y. Jets	**92**	7	3:32	Touchdown
10/02/16	at N.Y. Jets	**85**	7	3:58	Touchdown
12/04/16	vs. Carolina	**84**	10	5:15	Touchdown

Longest Time of Possession

Date	Opponent	Time	Net Yards	# of Plays	Result
09/25/16	vs. San Francisco	**8:24**	62	14	Touchdown
12/11/16	at Green Bay	**7:14**	64	13	Field Goal
09/18/16	at L.A. Rams	**7:08**	76	14	Field Goal
09/11/16	vs. Miami	**6:08**	46	12	Field Goal
10/30/16	at New Orleans	**6:04**	49	11	Field Goal

Opponents Longest Drives

Most Plays

Date	Team	# of Plays	Net Yards	Time	Result
11/07/16	vs. Buffalo	**17**	75	10:00	Touchdown
10/30/16	at New Orleans	**15**	83	7:00	Field Goal
10/23/16	at Arizona	**15**	53	8:24	Field Goal
11/27/16	at Tampa Bay	**14**	78	7:26	Touchdown
10/02/16	at N.Y. Jets	**14**	62	8:33	Field Goal

Most Net Yards

Date	Team	Net Yards	# of Plays	Time	Result
10/16/16	vs. Atlanta	**97**	6	3:27	Touchdown
11/13/16	at New England	**91**	10	5:34	Touchdown
09/11/16	vs. Miami	**86**	7	3:01	Touchdown
10/30/16	at New Orleans	**83**	15	7:00	Field Goal
11/07/16	vs. Buffalo	**82**	13	6:49	Touchdown

Longest Time of Possession

Date	Team	Time	Net Yards	# of Plays	Result
11/07/16	vs. Buffalo	**10:00**	75	17	Touchdown
10/02/16	at N.Y. Jets	**8:33**	62	14	Field Goal
10/23/16	at Arizona	**8:24**	53	15	Field Goal
11/20/16	vs. Philadelphia	**7:35**	68	13	Touchdown
11/27/16	at Tampa Bay	**7:26**	78	14	Touchdown

Inside 20

Date	Teams	Scores/ Trips	TD	FG/ Att	Points	Int	Fum	Downs	Clock
9/11	Seattle	2 / 2	1	1 / 1	9	0	0	0	0
	Miami	1 / 3	1	0 / 1	7	0	0	1	0
9/18	Seattle	1 / 1	0	1 / 1	3	0	0	0	0
	at L.A. Rams	1 / 1	0	1 / 1	3	0	0	0	0
9/25	Seattle	6 / 6	3	3 / 3	30	0	0	0	0
	San Francisco	3 / 3	2	1 / 1	18	0	0	0	0
10/2	Seattle	3 / 3	2	1 / 1	17	0	0	0	0
	at N.Y. Jets	2 / 2	1	1 / 1	10	0	0	0	0
10/16	Seattle	3 / 4	3	0 / 1	20	0	0	0	0
	Atlanta	2 / 2	1	1 / 1	10	0	0	0	0
10/23	Seattle	1 / 2	0	1 / 2	3	0	0	0	0
	at Arizona	0 / 2	0	0 / 1	0	0	0	1	0
10/30	Seattle	2 / 3	1	1 / 1	10	0	0	1	0
	at New Orleans	5 / 5	2	3 / 3	22	0	0	0	0
11/7	Seattle	4 / 4	4	0 / 0	28	0	0	0	0
	Buffalo	4 / 5	3	1 / 1	25	0	0	1	0
11/13	Seattle	7 / 7	3	4 / 4	31	0	0	0	0
	at New England	4 / 5	3	1 / 1	24	0	0	1	0
11/20	Seattle	3 / 3	1	2 / 2	13	0	0	0	0
	Philadelphia	2 / 2	2	0 / 0	15	0	0	0	0
11/27	Seattle	0 / 0	0	0 / 0	0	0	0	0	0
	at Tampa Bay	1 / 2	1	0 / 0	7	1	0	0	0
12/4	Seattle	6 / 6	2	4 / 4	26	0	0	0	0
	Carolina	0 / 1	0	0 / 0	0	0	0	1	0
12/11	Seattle	1 / 1	0	1 / 1	3	0	0	0	0
	at Green Bay	4 / 4	4	0 / 0	28	0	0	0	0
12/15	Seattle								
	L.A. Rams								
12/24	Seattle								
	Arizona								
1/1	Seattle								
	at San Francisco								
Totals	**Seahawks**	**39 / 42**	**20**	**19 / 21**	**193**	**0**	**0**	**1**	**0**
	Opponents	**29 / 37**	**20**	**9 / 11**	**169**	**1**	**0**	**5**	**0**

Third Down Efficiency

Yards to go...

Date	Teams	1	2	3	4	5	6	7	8	9	10+	Total	Pct.
9/11	Seattle	2 / 3	0 / 1	0 / 1	1 / 3	0 / 1	1 / 2	0 / 0	0 / 1	0 / 1	1 / 3	5 / 16	31%
	Miami	0 / 0	0 / 0	0 / 0	0 / 0	1 / 3	1 / 3	0 / 2	0 / 1	0 / 0	1 / 5	3 / 14	21%
9/18	Seattle	1 / 1	1 / 1	0 / 0	0 / 0	1 / 2	0 / 0	0 / 1	0 / 1	0 / 1	1 / 6	4 / 13	31%
	at L.A. Rams	1 / 1	1 / 1	0 / 1	0 / 0	0 / 1	0 / 1	0 / 2	1 / 1	0 / 0	0 / 4	3 / 12	25%
9/25	Seattle	3 / 4	0 / 1	0 / 0	0 / 1	0 / 1	2 / 2	0 / 0	0 / 0	0 / 0	4 / 5	9 / 14	64%
	San Francisco	0 / 0	1 / 1	1 / 2	0 / 5	1 / 1	1 / 2	0 / 1	0 / 1	0 / 0	0 / 2	4 / 15	27%
10/2	Seattle	1 / 1	1 / 1	0 / 1	0 / 1	0 / 1	0 / 0	0 / 0	0 / 0	0 / 0	1 / 5	3 / 10	30%
	at N.Y. Jets	2 / 3	1 / 1	0 / 0	0 / 0	0 / 1	1 / 1	1 / 1	1 / 2	0 / 0	1 / 6	7 / 15	47%
10/16	Seattle	1 / 2	2 / 3	1 / 3	0 / 0	0 / 0	1 / 1	0 / 1	0 / 0	0 / 0	0 / 4	5 / 14	36%
	Atlanta	1 / 2	0 / 0	0 / 0	0 / 0	0 / 2	1 / 1	0 / 0	0 / 0	1 / 1	0 / 5	3 / 11	27%
10/23	Seattle	0 / 1	0 / 0	2 / 3	1 / 3	0 / 0	0 / 1	0 / 0	0 / 0	0 / 0	0 / 6	3 / 14	21%
	at Arizona	2 / 2	2 / 3	1 / 1	2 / 3	0 / 2	0 / 0	1 / 4	0 / 0	0 / 0	2 / 6	10 / 21	48%
10/30	Seattle	1 / 1	1 / 2	0 / 0	1 / 1	0 / 0	1 / 2	0 / 0	1 / 1	0 / 0	0 / 4	5 / 11	45%
	at New Orleans	2 / 3	3 / 3	2 / 2	1 / 2	1 / 1	0 / 1	0 / 1	0 / 1	0 / 1	0 / 0	9 / 15	60%
11/7	Seattle	0 / 0	0 / 0	0 / 1	2 / 2	0 / 0	0 / 1	0 / 0	0 / 2	0 / 0	0 / 1	2 / 7	29%
	Buffalo	5 / 5	2 / 2	0 / 0	0 / 1	2 / 2	1 / 2	0 / 0	0 / 1	0 / 0	2 / 4	12 / 17	71%
11/13	Seattle	0 / 0	0 / 1	1 / 3	1 / 2	0 / 1	2 / 2	1 / 1	0 / 0	1 / 1	0 / 1	6 / 12	50%
	at New England	1 / 2	1 / 1	0 / 0	1 / 1	1 / 1	0 / 0	0 / 2	0 / 0	0 / 0	2 / 3	6 / 10	60%
11/20	Seattle	0 / 0	0 / 0	1 / 2	0 / 1	1 / 2	0 / 1	0 / 0	0 / 0	0 / 0	3 / 9	5 / 15	33%
	Philadelphia	2 / 3	0 / 2	1 / 1	1 / 1	1 / 1	0 / 1	1 / 1	0 / 0	0 / 1	0 / 5	6 / 16	38%
11/27	Seattle	0 / 1	0 / 0	0 / 0	0 / 1	0 / 2	0 / 1	0 / 1	0 / 0	0 / 1	1 / 4	1 / 11	9%
	at Tampa Bay	0 / 1	1 / 2	1 / 1	0 / 0	0 / 0	0 / 1	0 / 0	1 / 1	0 / 0	1 / 5	4 / 11	36%
12/4	Seattle	2 / 2	0 / 0	0 / 0	0 / 0	0 / 2	1 / 2	2 / 2	1 / 1	1 / 1	0 / 4	7 / 14	50%
	Carolina	1 / 1	0 / 0	0 / 0	0 / 0	1 / 1	0 / 0	0 / 1	0 / 0	0 / 1	3 / 8	5 / 12	42%
12/11	Seattle	2 / 3	3 / 3	0 / 0	0 / 0	0 / 0	0 / 1	0 / 2	0 / 1	1 / 1	0 / 1	6 / 12	50%
	at Green Bay	1 / 2	0 / 2	0 / 0	1 / 1	0 / 0	2 / 2	0 / 0	0 / 2	0 / 0	0 / 2	4 / 11	36%
12/15	Seattle												
	L.A. Rams												
12/24	Seattle												
	Arizona												
1/1	Seattle												
	at San Francisco												
Totals	**Seahawks**	**13 / 19**	**8 / 13**	**5 / 14**	**6 / 15**	**2 / 12**	**8 / 16**	**3 / 8**	**2 / 7**	**3 / 6**	**11 / 53**	**61 / 163**	**37%**
	Opponents	**18 / 25**	**12 / 18**	**6 / 8**	**6 / 14**	**8 / 16**	**7 / 15**	**3 / 15**	**3 / 10**	**1 / 4**	**12 / 55**	**76 / 180**	**42%**

Passer Ratings

Date	Teams	Attempts	Completions	Pct.	Yards	TD	INT	Rating
9/11	Seattle	43	27	63%	258	1	1	77.5
	Miami	29	16	55%	186	0	0	74.8
9/18	Seattle	35	22	63%	254	0	0	84.7
	at L.A. Rams	30	18	60%	239	0	0	85.3
9/25	Seattle	32	22	69%	308	2	1	107.3
	San Francisco	25	14	56%	119	0	1	51.9
10/2	Seattle	32	23	72%	309	3	0	133.5
	at N.Y. Jets	41	23	56%	261	1	3	53.0
10/16	Seattle	37	25	68%	270	0	0	88.8
	Atlanta	42	27	64%	335	3	1	102.8
10/23	Seattle	37	24	65%	225	0	0	81.5
	at Arizona	49	29	59%	342	0	0	80.5
10/30	Seattle	36	23	64%	296	0	1	78.0
	at New Orleans	35	27	77%	265	1	0	107.4
11/7	Seattle	26	20	77%	282	2	0	137.0
	Buffalo	39	27	69%	289	1	1	88.5
11/13	Seattle	37	25	68%	348	3	0	124.6
	at New England	32	23	72%	316	0	1	90.1
11/20	Seattle	32	19	59%	287	2	0	109.8
	Philadelphia	45	23	51%	218	2	2	61.2
11/27	Seattle	33	17	52%	151	0	2	38.8
	at Tampa Bay	28	21	75%	220	2	1	106.3
12/4	Seattle	39	28	72%	315	1	1	93.4
	Carolina	33	14	42%	182	1	1	57.9
12/11	Seattle	39	22	56%	240	1	5	43.7
	at Green Bay	25	18	72%	246	3	0	142.7
12/15	Seattle							
	L.A. Rams							
12/24	Seattle							
	Arizona							
1/1	Seattle							
	at San Francisco							
Totals	**Seahawks**	**458**	**297**	**65%**	**3543**	**15**	**11**	**89.3**
	Opponents	**453**	**280**	**62%**	**3218**	**14**	**11**	**83.4**

Superlatives

Overall	8 - 4 - 1
Home	6 - 0 - 0
Road	2 - 4 - 1
By Month	
September	2 - 1 - 0
October	2 - 1 - 1
November	3 - 1 - 0
December	1 - 1 - 0
January	0 - 0 - 0
Turf	
Artificial	8 - 1 - 0
Natural	0 - 3 - 1
Indoors	0 - 1 - 1
Vs. AFC	4 - 0 - 0
North	0 - 0 - 0
West	0 - 0 - 0
East	4 - 0 - 0
South	0 - 0 - 0
Vs. NFC	4 - 4 - 1
North	0 - 1 - 0
West	1 - 1 - 1
East	1 - 0 - 0
South	2 - 2 - 0

When Leading at Halftime	8 - 1 - 0
When Trailing at Halftime	0 - 3 - 1
When Leading After 3 Quarters	7 - 1 - 0
When Trailing After 3 Quarters	1 - 3 - 1
When Tied After 3 Quarters	0 - 0 - 0
When Scoring…	
First	5 - 1 - 0
Less than 20	1 - 3 - 1
20+	7 - 1 - 0
When Outrushing Opponents	6 - 3 - 0
When + in Time of Possession	6 - 2 - 0
When - in Time of Possession	2 - 2 - 1
When = in Time of Possession	0 - 0 - 0
When + in Takeaway/Giveaway	6 - 0 - 0
When - in Takeaway/Giveaway	2 - 3 - 0
When = in Takeaway/Giveaway	0 - 1 - 1
With a 100-Yard Rusher	2 - 0 - 0
With a 100-Yard Receiver	4 - 0 - 0
With a 300-Yard Passer	2 - 0 - 0
Versus a 100-Yard Rusher	1 - 1 - 1
Versus a 100-Yard Receiver	3 - 2 - 0
Versus a 300-Yard Passer	2 - 0 - 1

Weekly Team Rankings

NFL

	OFFENSE			DEFENSE		
Week	**Total**	**Rush**	**Pass**	**Total**	**Rush**	**Pass**
1	14	13	16	3	5T	3
2	26	18	21	1	3	4
3	19	15	13	1	9	2
4	16	20T	11	2	6	4
5	*16*	*18*	*12*	*1*	*7*	*2*
6	16	25	11	1	3	5
7	22	27	14	6	5	9
8	23	28	14	6	7	9
9	26	30	13	9	12	10
10	20	30	11	9	9	10
11	16	28	8	9	11	10
12	17	27	14	7	14T	10
13	15	20	14	8	14	9T
14	13	19	12	8	13	10
15						
16						
17						

NFC

	OFFENSE			DEFENSE		
Week	**Total**	**Rush**	**Pass**	**Total**	**Rush**	**Pass**
1	7	6	8	2	3T	2
2	11	8	11	1	2	1
3	11	6	8	1	5	1
4	10	9T	8	1	3	1
5	*9*	*8*	*7*	*1*	*4*	*1*
6	9	10	7	1	2	3
7	12	12	8	4	3	5
8	12	13	8	3	3	5
9	13	14	7	6	8	5
10	11	14	6	5	5	5
11	9	12	4	5	6	5
12	10	12	8	3	8T	4
13	8	11	7	4	8	4T
14	7	10	5	4	8	5
15						
16						
17						

T = Tied for position *Italics = Bye week*

Individual Highs

SCORING

POINTS *(non kicker)*

Seahawks:	18	D. Baldwin at New England	11/13
Opponents:	18	L. Blount at New England	11/13

LONGEST TD

Seahawks:	75	T. Lockett vs. Carolina	12/4
Opponents:	66	D. Adams at Green Bay	12/11

RUSHING

ATTEMPTS

Seahawks:	20	C. Michael vs. San Francisco	9/25
Opponents:	33	D. Johnson at Arizona	10/23

YARDS

Seahawks:	106	2 times (Last: T. Rawls vs. CAR)	12/4
Opponents:	113	D. Johnson at Arizona	10/23

LONGEST, NO TD

Seahawks:	21	C. Michael vs. Atlanta	10/16
Opponents:	34	C. Hyde vs. San Francisco	9/25

TOUCHDOWNS

Seahawks:	2	3 times (Last: T. Rawls vs. CAR)	12/4
Opponents:	3	L. Blount at New England	11/13

LONGEST TD

Seahawks:	75	T. Lockett vs. Carolina	12/4
Opponents:	19	J. Janis at Green Bay	11/13

PASSING

ATTEMPTS

Seahawks:	43	Wilson vs. Miami	9/11
Opponents:	49	C. Palmer at Arizona	10/23

COMPLETIONS

Seahawks:	27	R. Wilson vs. Miami	9/11
Opponents:	29	C. Palmer at Arizona	10/23

YARDS

Seahawks:	348	R. Wilson at New England	11/13
Opponents:	342	C. Palmer at Arizona	10/23

COMPLETION PCT.

Seahawks:	76.9	R. Wilson vs. Buffalo	11/7
Opponents:	78.3	A. Rodgers at Green Bay	12/11

LONGEST, NO TD

Seahawks:	59	R. Wilson vs. San Francisco	9/25
Opponents:	50	R. Tannehill vs. Miami	9/11

PASSER RATING

Seahawks:	137.0	R. Wilson vs. Buffalo	11/7
Opponents:	150.8	A. Rodgers at Green Bay	12/11

TOUCHDOWNS

Seahawks:	3	2 times (Last: R. Wilson at N.E.)	11/13
Opponents:	3	2 times (Last: A. Rodgers at GB)	12/11

LONGEST TD

Seahawks:	42	R. Wilson at N.Y. Jets	10/2
Opponents:	66	A. Rodgers at Green Bay	12/11

INTERCEPTIONS

Seahawks:	5	R. Wilson at Green Bay	12/11
Opponents:	3	R. Fitzpatrick at N.Y. Jets	10/2

RECEIVING

RECEPTIONS

Seahawks:	9	D. Baldwin vs. Miami	9/11
Opponents:	10	R. Woods vs. Buffalo	11/7

YARDS

Seahawks:	164	D. Baldwin vs. San Francisco	9/25
Opponents:	162	R. Woods vs. Buffalo	11/7

LONGEST, NO TD

Seahawks:	59	D. Baldwin vs. San Francisco	9/25
Opponents:	50	A. Foster vs. Miami	9/11

TOUCHDOWNS

Seahawks:	3	D. Baldwin at New England	11/13
Opponents:	2	2 times (Last: J. Nelson at GB)	12/11

LONGEST TD

Seahawks:	42	T. McEvoy at N.Y. Jets	10/2
Opponents:	66	D. Adams at Green Bay	12/11

INTERCEPTIONS

INTERCEPTIONS

Seahawks:	2	R. Sherman at N.Y. Jets	10/2
Opponents:	2	D. Randall at Green Bay	12/11

YARDS

Seahawks:	31	R. Sherman vs. Buffalo	11/7
Opponents:	47	D. Randall at Green Bay	12/11

LONGEST

Seahawks:	31	R. Sherman vs. Buffalo	11/7
Opponents:	32	B. McDougald at Tampa Bay	11/27

TOUCHDOWNS

Seahawks:	None		
Opponents:	None		

PUNT RETURNS

RETURNS

Seahawks:	3	5 times (Last: T. Lockett vs. CAR)	12/4
Opponents:	5	B. Golden at Arizona	10/23

FAIR CATCHES

Seahawks:	4	T. Lockett at Los Angeles	9/18
Opponents:	4	J. Ross at N.Y. Jets	10/2

YARDS

Seahawks:	70	T. Lockett vs. San Francisco	9/25
Opponents:	20	2 times (Last: B. Golden at Ari)	10/23

LONGEST

Seahawks:	62	T. Lockett vs. San Francisco	9/25
Opponents:	24	A. Humphries at Tampa Bay	11/27

TOUCHDOWNS

Seahawks:	None		
Opponents:	None		

KICKOFF RETURNS

RETURNS

Seahawks:	5	T. Lockett at Green Bay	12/11
Opponents:	3	F. Whittaker vs. Carolina	12/4

YARDS

Seahawks:	136	T. Lockett at Green Bay	12/11
Opponents:	67	J. Grant vs. Miami	9/11

LONGEST

Seahawks:	46	T. Lockett vs. Carolina	12/4
Opponents:	45	J. Grant vs. Miami	9/11

TOUCHDOWNS

Seahawks:	None		
Opponents:	None		

Top Performances

Seattle:

100 Yards Rushing

Player	Game	Date	Att.	Yds	Avg.	LG	TD
Christine Michael	vs. SF	9/25	20	106	5.3	41t	2
Thomas Rawls	vs. Car	12/4	15	106	7.1	45t	2

300 Yards Passing

Player	Game	Date	Att.	Comp.	Yds.	TD	Int
Russell Wilson	at NE	11/13	37	25	348	3	0
Russell Wilson	at NYJ	10/2	32	23	309	3	0

100 Yards Receiving

Player	Game	Date	No.	Yds.	LG	TD
Doug Baldwin	vs. SF	9/25	8	164	59	1
Jimmy Graham	at NYJ	10/2	6	113	27	0
Doug Baldwin	vs. Phi	11/20	4	104	44	0
Jimmy Graham	vs. Buf	11/7	8	103	18t	2
Jimmy Graham	vs. SF	9/25	6	100	40	1

Multi-Sack Games

Player	Game	Date	No.
Cliff Avril	at ARI	10/23	2.5
Frank Clark	at L.A.	9/18	2.0
Cliff Avril	vs. ATL	10/16	2.0
Frank Clark	at ARI	10/23	1.5
Cliff Avril	vs. Buf	11/7	1.5

Opponents:

100 Yards Rushing

Player	Game	Date	Att.	Yds	Avg.	LG	TD
David Johnson	at ARI	10/23	33	113	3.4	14	0
Carlos Hyde	vs. SF	9/25	21	103	4.9	34	2
Tim Hightower	at NO	10/30	26	102	3.9	28	0

300 Yards Passing

Player	Game	Date	Att.	Comp.	Yds.	TD	Int
Carson Palmer	at ARI	10/23	49	29	342	0	0
Matt Ryan	vs. ATL	10/16	42	27	335	3	1
Tom Brady	at NE	11/13	32	23	316	0	1

100 Yards Receiving

Player	Game	Date	No.	Yds.	LG	TD
Robert Woods	vs. Buf	11/7	10	162	29	0
Julio Jones	vs. ATL	10/16	7	139	36t	1
Mike Evans	at TB	11/27	8	104	26	2
Davante Adams	at GB	12/11	4	104	66t	1
Martellus Bennett	at NE	11/13	7	102	36	0

Multi-Sack Games

Player	Game	Date	No.
Trey Flowers	at NE	11/13	2.0
Gerald McCoy	at TB	11/27	1.5
Noah Spence	at TB	11/27	1.5

Offensive Starters

Date	Game	WR	LT	LG	C	RG	RT	TE	WR	QB	RB	FB	K
9/11	Miami	Baldwin	Sowell	Glowinski	Britt	Webb	Gilliam	Willson	Kearse	Wilson	Michael	Lockett (WR)	Hauschka
9/18	at L.A. Rams	Lockett	Sowell	Glowinski	Britt	Webb	Gilliam	Graham	Willson (TE)	Wilson	Rawls	Williams (TE)	Hauschka
9/25	San Francisco	Baldwin	Sowell	Glowinski	Britt	Webb	Gilliam	Graham	Kearse	Wilson	Michael	Willson (TE)	Hauschka
10/2	at N.Y. Jets	Baldwin	Sowell	Glowinski	Britt	Ifedi	Gilliam	Graham	Kearse	Wilson	Michael	Willson	Hauschka
10/16	Atlanta	Baldwin	Sowell	Glowinski	Britt	Ifedi	Gilliam	Graham	Kearse	Wilson	Michael	Lockett (WR)	Hauschka
10/23	at Arizona	Baldwin	Sowell	Glowinski	Britt	Ifedi	Gilliam	Graham	Kearse	Wilson	Michael	Lockett (WR)	Hauschka
10/30	at New Orleans	Baldwin	Fant	Glowinski	Britt	Ifedi	Gilliam	Graham	Kearse	Wilson	Michael	Lockett (WR)	Hauschka
11/7	Buffalo	Baldwin	Fant	Glowinski	Britt	Ifedi	Gilliam	Graham	Kearse	Wilson	Michael	Lockett (WR)	Hauschka
11/13	at New England	Baldwin	Fant	Glowinski	Britt	Ifedi	Gilliam	Graham	Kearse	Wilson	Prosise	Vannett (TE)	Hauschka
11/20	Philadelphia	Baldwin	Fant	Glowinski	Britt	Ifedi	Gilliam	Graham	Kearse	Wilson	Prosise	Willson (TE)	Hauschka
11/27	at Tampa Bay	Baldwin	Fant	Glowinski	Hunt	Ifedi	Gilliam	Graham	Kearse	Wilson	Rawls	Tukuafu	Hauschka
12/4	Carolina	Baldwin	Fant	Glowinski	Britt	Ifedi	Sowell	Graham	Kearse	Wilson	Rawls	Vannett (TE)	Hauschka
12/11	at Green Bay	Baldwin	Fant	Glowinski	Britt	Ifedi	Sowell	Graham	Kearse	Wilson	Rawls	Lockett (WR)	Hauschka
12/15	L.A. Rams												
12/24	Arizona												
1/1	at San Francisco												

Defensive Starters

Date	Game	LDE	LDT	RDT	RDE	OLB	MLB	OLB	LCB	RCB	SS	FS	P
9/11	Miami	Bennett	Rubin	Reed	Avril	Lane (CB)	Wagner	Wright	Sherman	Shead	Chancellor	Thomas	Ryan
9/18	at L.A. Rams	Bennett	Rubin	Reed	Avril	Morgan	Wagner	Wright	Sherman	Shead	Chancellor	Thomas	Ryan
9/25	San Francisco	Bennett	Rubin	Reed	Avril	Lane (CB)	Wagner	Wright	Sherman	Shead	Chancellor	Thomas	Ryan
10/2	at N.Y. Jets	Bennett	Rubin	McDaniel	Avril	Lane (CB)	Wagner	Wright	Sherman	Shead	Chancellor	Thomas	Ryan
10/16	Atlanta	Bennett	Rubin	McDaniel	Avril	Lane (CB)	Wagner	Wright	Sherman	Shead	McCray	Thomas	Ryan
10/23	at Arizona	Bennett	Rubin	McDaniel	Avril	Marsh	Wagner	Wright	Sherman	Shead	McCray	Thomas	Ryan
10/30	at New Orleans	Clark	Rubin	McDaniel	Avril	Coyle	Wagner	Wright	Sherman	Shead	McCray	Thomas	Ryan
11/7	Buffalo	Clark	Rubin	McDaniel	Avril	Coyle	Wagner	Wright	Sherman	Shead	McCray	Thomas	Ryan
11/13	at New England	Clark	Rubin	McDaniel	Avril	Lane (CB)	Wagner	Wright	Sherman	Shead	Chancellor	Thomas	Ryan
11/20	Philadelphia	Clark	Rubin	McDaniel	Avril	Coyle	Wagner	Wright	Sherman	Shead	Chancellor	Thomas	Ryan
11/27	at Tampa Bay	Clark	Rubin	McDaniel	Avril	Tripp	Wagner	Wright	Sherman	Lane	Chancellor	Terrell	Ryan
12/4	Carolina	Clark	Rubin	McDaniel	Avril	Morgan	Wagner	Wright	Sherman	Shead	Chancellor	Thomas	Ryan
12/11	at Green Bay	Bennett	Rubin	McDaniel	Avril	Lane (CB)	Wagner	Wright	Sherman	Shead	Chancellor	Terrell	Ryan
12/15	L.A. Rams												
12/24	Arizona												
1/1	at San Francisco												

Miscellaneous Statistics

DRIVE ENGINEERING

	Drives	*Drives Ended By…*									POINTS	POINTS	DRIVE
QB	**Started**	**TD**	**FG**	**FGA**	**Punt**	**Down**	**Trn**	**Saf**	**Gm**	**Hlf**	**Yld**	**Drive**	**Eff**
R. Wilson	144	26	25	28	61	4	14	0	5	6	252	1.8	0.354
T. Boykin	6	1	2	2	0	0	2	0	1	0	13	2.2	0.500
SEATTLE	150	27	27	30	61	4	16	0	6	6	265	1.8	0.360
OPPONENTS	149	26	16	23	64	9	16	1	6	4	232	1.6	0.282

YARDS GAINED BY DOWN

	1st Down			*2nd Down*			*3rd Down*			*4th Down*			*Season*		
TEAM	**Att**	**Yds**	**Avg**	**Att**	**Yds**	**Avg**	**Att**	**Yds**	**Avg**	**Att**	**Yds**	**Avg**	**Att**	**Yds**	**Avg**
SEATTLE	370	2226	6.0	271	1469	5.4	163	917	5.6	7	37	5.3	811	4649	5.7
OPPONENTS	376	1910	5.1	279	1337	4.8	181	1026	5.7	13	20	1.5	849	4293	5.1

FIRST DOWN TENDENCIES

	Rushing			*Passing*			*Overall*			*Times Gained…*			
TEAM	**Plays**	**Yds**	**Avg**	**Plays**	**Yds**	**Avg**	**Plays**	**Yds**	**Avg**	**10+**	**5+**	**0**	**Neg**
SEATTLE	175	819	4.7	195	1407	7.2	370	2226	6.0	164	167	184	71
OPPONENTS	198	711	3.6	178	1199	6.7	376	1910	5.1	148	157	192	75

THIRD DOWN EFFICIENCY

	3rd Down Situation											
TEAM	**1**	**2**	**3**	**4**	**5**	**6**	**7**	**8**	**9**	**10+**	**TOTAL**	**PCT**
SEATTLE	13 / 19	8 / 13	5 / 14	6 / 15	2 / 12	8 / 16	3 / 8	2 / 7	3 / 6	11 / 53	61 / 163	37.4%
OPPONENTS	18 / 25	12 / 18	6 / 8	6 / 14	8 / 16	7 / 15	3 / 15	3 / 10	1 / 4	12 / 55	76 / 180	42.2%

INSIDE THE 20

	NO	**TD**	**FG**	**FGA**	**Int**	**Fmb**	**Down**	**Game**	**Half**	**Points**
SEATTLE	42	20	19	21	0	0	1	0	0	193
OPPONENTS	37	20	9	11	1	0	5	0	0	169

GOAL-TO-GO

	NO	**TD**	**FG**	**FGA**	**Int**	**Fmb**	**Down**	**Game**	**Half**	**Points**
SEATTLE	22	12	8	10	0	0	0	0	0	105
OPPONENTS	23	15	5	7	0	0	1	0	0	121

TAKEAWAYS / GIVEAWAYS

	NO	*Resulting in…*	**TD**	**FG**	**FGA**	**Saf**	**Int**	**Fmb**	**Punt**	**Down**	**Gm**	**Half**	**Points**
TAKEAWAYS	16		5	4	4	0	2	1	2	0	1	1	46
	NO	*Resulting in…*	**TD**	**FG**	**FGA**	**Saf**	**Int**	**Fmb**	**Punt**	**Down**	**Gm**	**Half**	**Points**
GIVEAWAYS	16		6	2	3	0	1	0	1	0	3	2	49

KICKOFF ANALYSIS

	Total	**Return**	**Touchback**	**Squib**	**Onside**	**Out-of-Bounds**	**FC**	**Avg Opp Start**
S. Hauschka	67	20	47	1	1	0	0	25.2
TOTAL	67	20	47	1	1	0	0	25.2
OPPONENTS	56	28	25	1	2	1	0	26.3

Takeaways/Giveaways

		Takeaways		Giveaways		
Date	**Opponent**	**Fumbles**	**Interceptions**	**Fumbles**	**Interceptions**	**+/-**
9/11	Miami	0	0	1	1	**- 2**
9/18	at L.A. Rams	0	0	1	0	**- 1**
9/25	San Francisco	0	1	1	1	**- 1**
10/2	at N.Y. Jets	0	3	0	0	**3**
10/16	Atlanta	1	1	0	0	**2**
10/23	at Arizona	0	0	0	0	**0**
10/30	at New Orleans	1	0	0	1	**0**
11/7	Buffalo	0	1	0	0	**1**
11/13	at New England	1	1	0	0	**2**
11/20	Philadelphia	0	2	0	0	**2**
11/27	at Tampa Bay	1	1	1	2	**- 1**
12/4	Carolina	1	1	0	1	**1**
12/11	at Green Bay	0	0	1	5	**- 6**
12/15	L.A. Rams					
12/24	Arizona					
1/1	at San Francisco					
Totals		**5**	**11**	**5**	**11**	**0**

Longest Plays

Passes 20+ Yards *(Top 5 in bold)*

9/11 Miami		
	Russell Wilson to Jermaine Kearse	24
	Russell Wilson to Doug Baldwin	22
9/18 at Los Angeles		
	Russell Wilson to Tyler Lockett	**53**
	Russell Wilson to Tyler Lockett	35
9/25 San Francisco		
	Russell Wilson to Doug Baldwin	**59**
	Russell Wilson to Jimmy Graham	**40**
	Russell Wilson to Doug Baldwin	34
	Trevone Boykin to Doug Baldwin	23
10/2 at New York Jets		
	Russell Wilson to Tanner McEvoy	42t
	Russell Wilson to Doug Baldwin	38
	Russell Wilson to Jimmy Graham	27
	Russell Wilson to Paul Richardson	27
	Russell Wilson to Jimmy Graham	24
	Russell Wilson to Jimmy Graham	20
10/16 Atlanta		
	Russell Wilson to Jimmy Graham	25
	Russell Wilson to C.J. Spiller	24
10/23 at Arizona		
	Russell Wilson to Jermaine Kearse	31
	Russell Wilson to Doug Baldwin	27
10/30 at New Orleans		
	Tanner McEvoy to C.J. Prosise	**43**
	Russell Wilson to Doug Baldwin	27
	Russell Wilson to Paul Richardson	23
	Russell Wilson to Jermaine Kearse	23
11/7 Buffalo		
	Russell Wilson to Doug Baldwin	**50**
	Russell Wilson to Jermaine Kearse	20
11/13 at New England		
	Russell Wilson to Paul Richardson	39
	Russell Wilson to C.J. Prosise	38
	Russell Wilson to Tyler Lockett	36
	Russell Wilson to Tyler Lockett	24
	Russell Wilson to Jermaine Kearse	20
11/20 Philadelphia		
	Russell Wilson to Doug Baldwin	**44**
	Russell Wilson to Jimmy Graham	35t
	Russell Wilson to Doug Baldwin	34
	Russell Wilson to Tyler Lockett	30
	Russell Wilson to Thomas Rawls	20

TOP 5

Passes
59
53
50
44
43

Runs
72t
41t
21
18
16

Runs 10+ Yards *(Top 5 in bold)*

9/11 Miami		
	Christine Michael	12
	Christine Michael	11
9/18 at Los Angeles		
	Christine Michael	**16**
	Christine Michael	12
	Christine Michael	11
	Christine Michael	10
9/25 San Francisco		
	Christine Michael	**41t**
	Christine Michael	12
10/2 at New York Jets		
	C.J. Spiller	13
	Christine Michael	10
10/16 Atlanta		
	Christine Michael	**21**
10/23 at Arizona		
	Christine Michael	10
10/30 at New Orleans		
	Christine Michael	10
11/7 Buffalo		
	Tyler Lockett	13
11/13 at New England		
	C.J. Prosise	10
11/20 Philadelphia		
	C.J. Prosise	**72t**
	Thomas Rawls	**18**
11/27 at Tampa Bay		
	Russell Wilson	17
	Russell Wilson	13
	Russell Wilson	13
	Russell Wilson	11
12/4 Carolina		
	Tyler Lockett	75t
	Thomas Rawls	45t
	Russell Wilson	18
	Troymaine Pope	18
	Thomas Rawls	13
	Thomas Rawls	12
	Thomas Rawls	12

Passes 20+ continued…

11/27 at Tampa Bay

Russell Wilson to Jimmy Graham	21

12/4 Carolina

Russell Wilson to Tyler Lockett	40
Trevone Boykin to Jermaine Kearse	31
Russell Wilson to Doug Baldwin	29
Russell Wilson to Nick Vannett	21
Russell Wilson to Doug Baldwin	20

12/11 at Green Bay

Russell Wilson to Marcel Reece	31
Russell Wilson to Tanner McEvoy	21t

Runs 10+ continued…

12/11 at Green Bay

Thomas Rawls	15
Thomas Rawls	13
Tyler Lockett	13
Thomas Rawls	10

56 CLIFF AVRIL
DEFENSIVE END

Height	6-3
Weight	260
College	Purdue
Seasons	NFL 9th, Seahawks 4th
Born	April 8, 1986
Hometown	Green Cove Springs, Fla.

AVRIL'S NFL RECORD

			Tackles			Sacks		Interceptions								
	Club	G/S	Tkl	So	Ast	QB	Yds	No	Yds	Avg	LG	TD	PD	FF	FR	Yds
2008	Detroit	15/4	22	17	5	5.0	30.0	0	0	0.0	0	0	0	4	1	10
2009	Detroit	13/11	40	26	14	5.5	37.5	0	0	0.0	0	0	3	3	0	0
2010	Detroit	13/13	31	22	9	8.5	61.0	0	0	0.0	0	0	5	1	1	10
2011	Detroit	16/16	36	29	7	11.0	92.0	1	4	4.0	4t	1	4	6	3	24
2012	Detroit	16/16	34	27	7	9.5	67.0	0	0	0.0	0	0	1	2	0	0
2013	Seattle	15/2	20	14	6	8.0	43.5	0	0	0.0	0	0	4	5	1	0
2014	Seattle	16/16	23	16	7	5.0	28.5	0	0	0.0	0	0	1	1	1	0
2015	Seattle	16/16	47	31	16	9.0	64.0	0	0	0.0	0	0	7	2	0	0
2016	Seattle	13/13	34	18	16	10.0	73.0	0	0	0.0	0	0	3	4	0	0
NFL TOTALS		**133/107**	**287**	**200**	**87**	**71.5**	**499.5**	**1**	**4**	**4.0**	**4t**	**1**	**28**	**28**	**7**	**44**

POSTSEASON

			Tackles			Sacks		Interceptions								
	Club	G/S	Tkl	So	Ast	QB	Yds	No	Yds	Avg	LG	TD	PD	FF	FR	Yds
2011	Detroit	1/1	2	1	1	0.5	3.0	0	0	0.0	0	0	0	0	0	0
2013	Seattle	3/1	5	4	1	1.5	10.0	0	0	0.0	0	0	3	2	0	0
2014	Seattle	3/3	7	5	2	2.0	15.0	0	0	0.0	0	0	0	0	0	0
2015	Seattle	2/2	8	7	1	1.0	6.0	0	0	0.0	0	0	0	0	0	0
NFL TOTALS		**9/7**	**22**	**17**	**5**	**5.0**	**34.0**	**0**	**0**	**0.0**	**0**	**0**	**3**	**2**	**0**	**0**

AVRIL'S SINGLE-GAME HIGHS

Tackles: 8, vs. Minnesota (12/12/11)
Sacks: 3.0, vs. Chicago (12/5/10)
INT: 1, vs. San Diego (12/24/11)
INT TD: 1, vs. San Diego (12/24/11)
FF: 2, at Denver (10/30/11)
FR: 1, 7 Times, Last at Carolina (10/26/14)
FR TD: 1, at Denver (10/30/11)

ADDITIONAL STATS

Special Teams Tackles: 2008 (1), 2009 (1), 2010 (1); **Career:** (3).

AVRIL'S 2016 SEASON

Earned NFL Defensive Player of the Month for October. **at NYJ (10/2):** Registered a sack and FF late in the fourth quarter. Unfortunately, the fumble was recovered by the Jets and advanced 42 yards for a TD. **Atl (10/16):** Recorded 2.0 sacks, including a forced fumble at the Falcons' 9-yard line that led to a Seahawks TD on the very next play. Had two of the Seahawks 13 total QB hits. **at Ariz (10/23):** Posted 2.5 sacks, six QB hits (matching his season total) and two passes defensed. **at NO (10/30):** Had a sack in fourth-straight game and forced a Mark Ingram fumble that Earl Thomas recovered and returned 34 yards for a TD. **Buf (11/7):** Had third multi-sack performance in last four games.

AVRIL'S 2016 GAME-BY-GAME

Game	G/S	T	S	A	QB	Yds.	QH	Int.	Yds.	PD	FF	FR	Yds.
Miami (9/11)	1/1	2	2	0	1.0	8.0	2	0	0	0	0	0	0
at LA (9/18)	1/1	1	0	1	0.0	0.0	0	0	0	0	0	0	0
SF (9/25)	1/1	3	0	3	0.0	0.0	0	0	0	0	0	0	0
at NYJ (10/2)	1/1	4	2	2	1.0	0.0	2	0	0	0	1	0	0
Atl (10/16)	1/1	4	2	2	2.0	12.0	2	0	0	0	1	0	0
at Ariz (10/23)	1/1	4	3	1	2.5	20.5	6	0	0	2	0	0	0
at NO (10/30)	1/1	4	3	1	1.0	8.0	1	0	0	1	1	0	0
Buf (11/7)	1/1	3	1	2	1.5	10.5	3	0	0	0	0	0	0
at NE (11/13)	1/1	1	0	1	0.0	0.0	0	0	0	0	0	0	0
Phil (11/20)	1/1	2	2	0	1.0	14.0	4	0	0	0	1	0	0
at TB (11/27)	1/1	3	2	1	0.0	0.0	2	0	0	0	0	0	0
Car (12/4)	1/1	1	0	1	0.0	0.0	0	0	0	0	0	0	0
at GB (12/11)	1/1	2	1	1	0.0	0.0	2	0	0	0	0	0	0
Totals	**13/13**	**34**	**18**	**16**	**10.0**	**73.0**	**24**	**0**	**0**	**3**	**4**	**0**	**0**

89 DOUG BALDWIN
WIDE RECEIVER

Height	5-10
Weight	192
College	Stanford
Seasons	NFL 6th, Seahawks 6th
Born	September 21, 1988
Hometown	Gulf Breeze, Fla.

BALDWIN'S NFL RECORD

			Receiving					Rushing				
	Club	G/S	No	Yds	Avg	LG	TD	Att	Yds	Avg	LG	TD
2011	Seattle	16/1	51	788	15.5	55t	4	1	-2	-2.0	-2	0
2012	Seattle	14/4	29	366	12.6	50	3	0	0	0.0	0	0
2013	Seattle	16/9	50	778	15.6	52	5	2	6	3.0	0	0
2014	Seattle	16/16	66	825	12.5	49	3	1	8	8.0	8	0
2015	Seattle	16/16	78	1,069	13.7	80t	14	0	0	0.0	0	0
2016	Seattle	13/12	74	878	11.9	59	5	1	-4	-4.0	-4	0
NFL TOTALS		**91/58**	**348**	**4,704**	**13.5**	**80t**	**34**	**5**	**8**	**1.6**	**8**	**0**

POSTSEASON

			Receiving					Rushing				
	Club	G/S	No	Yds	Avg	LG	TD	Att	Yds	Avg	LG	TD
2012	Seattle	2/0	3	45	15.0	33	0	0	0	0.0	0	0
2013	Seattle	3/2	13	202	15.5	51	1	0	0	0.0	0	0
2014	Seattle	3/3	10	147	14.7	35	2	1	0	0.0	0	0
2015	Seattle	2/2	13	124	9.5	22	1	0	0	0.0	0	0
NFL TOTALS		**10/7**	**39**	**518**	**13.3**	**51**	**4**	**0**	**0**	**0.0**	**0**	**0**

BALDWIN'S SINGLE-GAME HIGHS

Most Receptions: 9, vs. Miami (9/11/16)
Longest Reception: 80t, vs. Pittsburgh (11/29/15)
Most Receiving Yards: 164, vs. San Fran (9/25/16)
Most TDs: 3, 3Times, Last at New England (11/13/16)

ADDITIONAL STATS

Passing: 2016 (1-1, 15 yard TD).
Special Teams: 2011: Blocked punt (1 vs. St. Louis 12/12/11); Kickoff returns (1 for 37 yards vs. St. Louis 12/12/11). **2012:** Tackles 1. Kickoff returns (1 for 3 yards at Carolina 10/7/12). **2013:** Kickoff returns (2 for 57 yards - long 37 - vs. Arizona 12/22/13). **2014:** Kickoff returns (5 for 81 yards - 16.2 avg. - 24 long); Punt returns (6 for 42 yards - 7.0 avg. - 38 long); Blocked punt (1 vs. Dallas 10/12/14).

Postseason Special Teams: 2014: Tackles 1. Kickoff returns (3 for 58 yards - 19.3 avg. - 28 long).

BALDWIN'S 2016 SEASON

Mia (9/11): Led Seattle with 92 yards on a career-best nine receptions, including the go-ahead TD with :31 remaining. TD was a 2-yard pass from Russell Wilson. **SF (9/25):** Led team with a career-high 164 receiving yards and also led team with eight receptions. Had a 16-yard TD reception from Trevone Boykin. **at Ariz (10/23):** Led team with six receptions and 69 yards, including two for 33 yards in overtime. **at NE (11/13):** Totaled three TD receptions for the third time of career hauling in six receptions for 59 yards. **Phi (11/20):** Totaled 104 receiving yards and also completed first-career pass attempt for a 15-yard TD to Russell Wilson on an end-around pass.

BALDWIN'S GAME-BY-GAME RECEIVING

2011	Opponent	No	Yds	Avg	LG	TD
9/11	at San Francisco	4	83	20.8	55t	1
9/18	at Pittsburgh	1	4	4.0	4	0
9/25	Arizona	2	23	11.5	20	0
10/2	Atlanta	5	84	16.8	30	0
10/9	at NY Giants	8	136	17.0	27t	1
10/23	at Cleveland	0	0	0.0	0	0
10/20	Cincinnati	5	73	14.6	31	0
11/6	at Dallas	3	31	10.3	25	0
11/13	Baltimore	1	50	50.0	50	0
11/20	at St. Louis	3	60	20.0	35	0
11/27	Washington	5	60	12.0	24	0
12/1	Philadelphia	1	21	21.0	21	0
12/12	St. Louis	7	93	13.3	29t	1
12/18	at Chicago	1	13	13.0	13	0
12/24	San Francisco	2	17	8.5	13t	1
1/1/12	at Arizona	3	40	13.3	21	0
TOTALS (16/1)		**51**	**788**	**15.5**	**55t**	**4**

2012	Opponent	No	Yds	Avg	LG	TD
9/9	at Arizona	2	5	2.5	4	0
9/16	Dallas	1	8	8.0	8	0
9/24	GB	Inactive (shoulder)				
9/30	at St. Louis	1	10	10.0	10	0
10/7	at Carolina	3	37	12.3	19	0
10/14	New England	2	74	37.0	50	1
10/18	at San Francisco	2	15	7.5	8	0
10/28	at Detroit	Inactive (ankle)				
11/4	Minnesota	1	6	6.0	6	0
11/11	N.Y. Jets	3	42	14.0	18	0
11/25	at Miami	1	14	14.0	14	0
12/2	at Chicago	4	46	11.5	20	0
12/9	Arizona	2	29	14.5	27	0
12/16	at Buffalo	1	8	8.0	8	0
12/23	San Francisco	4	53	13.3	43	2
12/30	St. Louis	2	19	9.5	12	0
TOTALS (14/4)		**29**	**366**	**12.6**	**50**	**3**
1/6	at Washington	2	39	19.5	33	0
1/13	at Atlanta	1	6	6.0	6	0
PLAYOFF TOTALS (2/0)		**3**	**45**	**15.0**	**33**	**0**

2013	Opponent	No	Yds	Avg	LG	TD
9/8	at Carolina	7	91	13.0	25	0
9/15	San Francisco	1	51	51.0	51	0
9/22	Jacksonville	1	35	35.0	35t	1
9/29	at Houston	3	39	13.0	24	0
10/6	at Indianapolis	5	80	16.0	27	0
10/13	Tennessee	4	48	12.0	28	0
10/17	at Arizona	1	16	16.0	16	0
10/28	at St. Louis	1	12	12.0	12	0
11/3	Tampa Bay	6	75	12.5	28	1
11/10	at Atlanta	5	76	15.2	30	0
11/17	Minnesota	2	63	31.5	44	1
12/2	New Orleans	4	77	19.3	52	1
12/8	at San Francisco	3	36	12.0	14	0
12/15	at N.Y. Giants	6	71	11.8	25	1
12/22	Arizona	1	8	8.0	8	0
12/29	St. Louis	0	0	0.0	0	0
TOTALS (16/9)		**50**	**778**	**15.6**	**52**	**5**
1/11	New Orleans	2	30	15.0	24	0
1/19	San Francisco	6	106	17.7	51	0
2/2	Denver	5	66	13.2	37	1
PLAYOFF TOTALS (3/2)		**13**	**202**	**15.5**	**51**	**1**

2014	Opponent	No	Yds	Avg	LG	TD
9/4	Green Bay	3	14	4.7	6	0
9/14	at San Diego	3	35	11.7	16	0
9/21	Denver	4	56	14.0	16	0
10/6	at Washington	4	50	12.5	20	0
10/12	Dallas	2	32	16.0	20	0
10/19	at St. Louis	7	123	17.6	49	1
10/26	at Carolina	6	61	10.2	18	0
11/2	Oakland	5	38	7.6	20	0
11/9	N.Y. Giants	4	31	7.8	14	0
11/16	at Kansas City	6	45	7.5	23	1
11/23	Arizona	2	6	3.0	3	0
11/27	at San Francisco	2	28	14.0	24	0
12/7	at Philadelphia	5	97	19.4	25	1
12/14	San Francisco	3	53	17.7	35	0
12/21	at Arizona	7	113	16.1	49	0
12/28	St. Louis	3	43	14.3	38	0
TOTALS (16/16)		**66**	**825**	**12.5**	**49**	**3**
1/10	Carolina	3	38	12.7	16t	1
1/18	Green Bay	6	106	17.7	35	0
2/1	New England	1	3	3.0	3t	1
PLAYOFF TOTALS (3/3)		**10**	**147**	**14.7**	**35**	**2**

2015	Opponent	No	Yds	Avg	LG	TD
9/13	at St. Louis	7	35	5.0	8	0
9/20	at Green Bay	7	92	13.1	32	1
9/27	Chicago	3	35	11.7	22	0
10/5	Detroit	3	36	12.0	24t	1
10/11	at Cincinnati	3	70	23.3	46	0
10/18	Carolina	3	23	7.7	14	0
10/22	at San Francisco	2	19	9.5	15	0
11/1	at Dallas	3	35	11.7	15	0
11/15	Arizona	7	134	19.1	33	1
11/22	San Francisco	6	60	10.0	21	0
11/29	Pittsburgh	6	145	24.2	80t	3
12/6	at Minnesota	5	94	18.8	53t	2
12/13	at Baltimore	6	82	13.7	22t	3
12/20	Cleveland	4	45	11.3	27	2
12/27	St. Louis	8	118	14.8	28	1
1/3	at Arizona	5	46	9.2	15	0
TOTALS (16/16)		**78**	**1,069**	**13.7**	**80t**	**14**
1/10	at Minnesota	5	42	8.4	22	1
1/17	at Carolina	8	82	10.3	20	0
PLAYOFF TOTALS (2/2)		**13**	**124**	**9.5**	**22**	**1**

2016	Opponent	No	Yds	Avg	LG	TD
9/11	Miami	9	92	10.2	22	1
9/18	at L.A.	3	20	6.7	8	0
9/25	San Francisco	8	164	20.5	59	1
10/2	at N.Y. Jets	4	54	13.5	38	0
10/16	Atlanta	4	31	7.8	11	0
10/23	at Arizona	6	69	11.5	27	0
10/30	at New Orleans	4	51	12.8	27	0
11/7	Buffalo	6	89	14.8	50	0
11/13	at New England	6	59	9.8	18t	3
11/20	Philadelphia	4	104	26.0	44	0
11/27	at Tampa Bay	7	34	4.9	12	0
12/4	Carolina	7	65	9.3	29	0
12/11	at Green Bay	6	46	7.7	10	0
TOTALS (13/12)		**74**	**878**	**11.9**	**59**	**5**

72 MICHAEL BENNETT
DEFENSIVE END

Height	6-4
Weight	274
College	Texas A&M
Seasons	NFL 8th, Seahawks 4th
Born	November 13, 1985
Hometown	Alief, Texas

BENNETT'S NFL RECORD

			Tackles			Sacks		Interceptions								
	Club	G/S	Tkl	So	Ast	QB	Yds	No	Yds	Avg	LG	TD	PD	FF	FR	Yds
2009	Tampa Bay	7/0	5	4	1	1.0	5.0	0	0	0.0	0	0	0	0	0	0
2010	Tampa Bay	13/2	21	14	7	1.0	2.0	0	0	0.0	0	0	0	0	0	0
2011	Tampa Bay	14/10	47	32	15	4.0	25.0	0	0	0.0	0	0	0	1	2	0
2012	Tampa Bay	16/16	41	34	7	9.0	57.0	0	0	0.0	0	0	2	3	0	0
2013	Seattle	16/3	31	17	14	8.5	59.5	0	0	0.0	0	0	0	1	1	22
2014	Seattle	16/16	39	27	12	7.0	38.0	0	0	0.0	0	0	0	1	0	0
2015	Seattle	16/16	52	33	19	10.0	61.0	0	0	0.0	0	0	0	2	0	0
2016	Seattle	8/8	28	18	10	3.0	22.0	0	0	0.0	0	0	0	0	0	0
NFL TOTALS		**106/71**	**264**	**179**	**85**	**43.5**	**269.5**	**0**	**0**	**0.0**	**0**	**0**	**2**	**8**	**3**	**22**

POSTSEASON

			Tackles			Sacks		Interceptions								
	Club	G/S	Tkl	So	Ast	QB	Yds	No	Yds	Avg	LG	TD	PD	FF	FR	Yds
2013	Seattle	3/1	11	6	5	1.5	4.0	0	0	0.0	0	0	0	2	2	17
2014	Seattle	3/3	9	5	4	0.0	0.0	0	0	0.0	0	0	0	0	0	0
2015	Seattle	2/2	10	7	3	0.0	0.0	0	0	0	0	0	2	1	0	0
NFL TOTALS		**8/7**	**30**	**18**	**12**	**1.5**	**4.0**	**0**	**0**	**0.0**	**0**	**0**	**2**	**3**	**2**	**17**

BENNETT'S SINGLE-GAME HIGHS

Tackles: 6, 2 Times, Last vs. Miami (9/11/16)
Sacks: 3.5, at San Francisco (10/22/15)
TDs: 1, 22 yd FR vs. New Orleans (12/2/13)
FF: 1, 8 Times, Last vs. Cleveland (12/20/15)
FR: 1, 3 Times, Last vs. New Orleans (12/2/13)

BENNETT'S 2016 SEASON

Mia (9/11): Tied a career high with six tackles, including a sack. **at LA (9/18):** Had four tackles, including a sack in consecutive games. **Atl (10/16):** Posted five tackles (3 solo) and led team with 5 QB hits before leaving in the third quarter with an injured knee. **at NO (10/30):** Inactive (knee). **Buf (11/7):** Inactive (knee). **at NE (11/13):** Inactive (knee). **Phi (11/20):** Inactive (knee). **at TB (11/27):** Inactive (knee). **Car (12/4):** Returned to action for first time following knee surgery and assisted on one tackle.

BENNETT'S 2016 GAME-BY-GAME

Game	G/S	T	S	A	QB	Yds.	QH	Int.	Yds.	PD	FF	FR	Yds.
Miami (9/11)	1/1	6	2	4	1.0	9.0	3	0	0	0	0	0	0
at LA (9/18)	1/1	4	4	0	1.0	9.0	2	0	0	0	0	0	0
SF (9/25)	1/1	3	2	1	0.0	0.0	1	0	0	0	0	0	0
at NYJ (10/2)	1/1	3	3	0	1.0	4.0	2	0	0	0	0	0	0
Atl (10/16)	1/1	5	3	2	0.0	0.0	5	0	0	0	0	0	0
at Ariz (10/23)	1/1	3	2	1	0.0	0.0	0	0	0	0	0	0	0
at NO (10/30)			Inactive (knee)										
Buf (11/7)			Inactive (knee)										
at NE (11/13)			Inactive (knee)										
Phi (11/20)			Inactive (knee)										
at TB (11/27)			Inactive (knee)										
Car (12/4)	1/1	1	0	1	0.0	0.0	0	0	0	0	0	0	0
at GB (12/11)	1/1	3	2	1	0.0	0.0	0	0	0	0	0	0	0
Totals	**8/8**	**28**	**18**	**10**	**3.0**	**22.0**	**13**	**0**	**0**	**0**	**0**	**0**	**0**



2 TREVONE BOYKIN
QUARTERBACK

Height	6-0
Weight	213
College	TCU
Seasons	Rookie
Born	August 22, 1993
Hometown	Dallas, Texas

BOYKIN'S 2016 SEASON

Mia (9/11): Active, but did not play. **at LA (9/18):** Active, but did not play. **SF (9/25):** Saw first-career action after Russell Wilson injured his knee mid-third quarter. Also passed first-career TD to Doug Baldwin. **at Ariz (10/23):** Did not play. **at NYJ (10/2):** Did not play. **Atl (10/16):** Did not play. **at NO (10/30):** Did not play. **Buf (11/7):** Did not play. **at NE (11/13):** Did not play. **Phi (11/20):** Saw action at RB for two plays. **at TB (11/27):** Did not play. **Car (12/4):** Saw action in the fourth quarter and completed 2-of-3 passes for 38 yards. **at GB (12/11):** Saw limited action at the end of the game.

BOYKIN'S GAME-BY-GAME

2016 PASSING

Date	Opponent	P/S	Att	Com	Yds	Pct	TD	Int	LG	Sacked	W/L Rating
Games 1-2			Did Not Play								
09/25	San Francisco	1/0	9	7	65	77.8	1	1	23	0/0	94.2
Games 4-9			Did Not Play								
11/20	Philadelphia	1/0	0	0	0	0.0	0	0	0	0/0	
11/27	at Tampa Bay		Did Not Play								
12/4	Carolina	1/0	3	2	38	66.7	0	0	31	0/0	109.7
12/11	at Green Bay	1/0	0	0	0	0.0	0	0	0	0/0	0.0
TOTALS		**(4/0)**	**12**	**9**	**65**	**75.0**	**1**	**1**	**31**	**0/0**	**93.4**

W/L record reflects games started only

2016 RUSHING

Date	Opponent	P/S	Att	Yds	Avg	LG	TD
Games 1-2			Did Not Play				
09/25	San Francisco	1/0	2	-2	-1.0	0	0
Games 4-9			Did Not Play				
11/20	Philadelphia	1/0	1	-5	-5.0	-5	0
11/27	at Tampa Bay		Did Not Play				
12/4	Carolina	1/0	1	1	1.0	1	0
12/11	at Green Bay	1/0	0	0	0.0	0	0
TOTALS		**(4/0)**	**4**	**-6**	**-1.5**	**1**	**0**

68 JUSTIN BRITT
CENTER

Height	6-6
Weight	315
College	Missouri
Seasons	NFL 3rd, Seahawks 3rd
Born	May 29, 1991
Hometown	Lebanon, Missouri

BRITT'S 2016 SEASON

Mia (9/11): Made first-career start at center. **at NO (10/30):** Missed two plays on the game's final drive after suffering a shoulder injury, but returned. **Buf (11/7):** Started at center. **at NE (11/13):** Started at center. **Phi (11/20):** Started at center. **at TB (11/27):** Active, but did not play for first time of career due to an injured ankle. **Car (12/4):** Returned to start and helped lead team to season highs with 534 total yards, including a season-best 240 rushing yards. **at GB (12/11):** Started at center.

BRITT'S NFL RECORD

Year	Team	—	GP/GS	Postseason
2014	Seattle	—	16/16	2/2
2015	Seattle	—	16/16	2/2
2016	Seattle	—	12/12	
NFL TOTALS		**—**	**44/44**	**4/4**

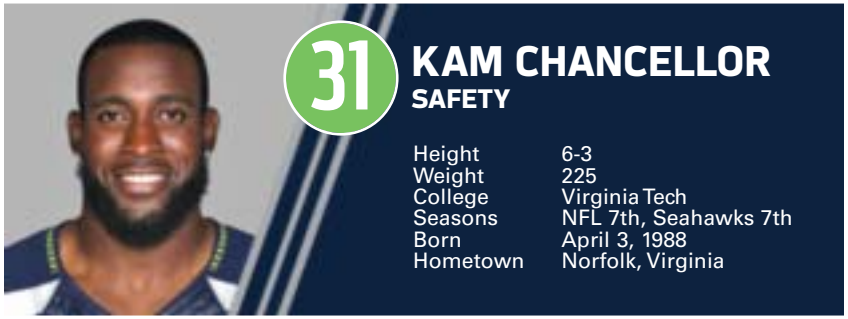

31 KAM CHANCELLOR
SAFETY

Height	6-3
Weight	225
College	Virginia Tech
Seasons	NFL 7th, Seahawks 7th
Born	April 3, 1988
Hometown	Norfolk, Virginia

CHANCELLOR'S NFL RECORD

			Tackles			Sacks		Interceptions								
	Club	G/S	Tkl	So	Ast	QB	Yds	No	Yds	Avg	LG	TD	PD	FF	FR	Yds
2010	Seattle	16/0	12	10	2	1.0	3.0	0	0	0.0	0	0	1	0	0	0
2011	Seattle	15/15	94	73	21	1.0	10.0	4	27	6.7	9	0	13	1	1	0
2012	Seattle	16/16	94	71	23	0.0	0.0	0	0	0.0	0	0	5	1	1	0
2013	Seattle	16/16	93	61	32	0.0	0.0	3	78	26.0	32	0	6	1	0	0
2014	Seattle	14/14	76	58	18	0.0	0.0	1	52	52.0	52	0	6	1	0	0
2015	Seattle	11/11	74	44	30	0.0	0.0	2	6	3.0	6	0	4	1	0	0
2016	Seattle	9/9	61	35	26	0.0	0.0	2	5	2.5	5	0	7	1	0	0
NFL TOTALS		**97/81**	**504**	**352**	**152**	**2.0**	**13.0**	**12**	**168**	**14.0**	**52**	**0**	**42**	**6**	**2**	**0**

POSTSEASON

			Tackles			Sacks		Interceptions								
	Club	G/S	Tkl	So	Ast	QB	Yds	No	Yds	Avg	LG	TD	PD	FF	FR	Yds
2010	Seattle	2/0	0	0	0	0.0	0.0	0	0	0.0	0	0	0	0	0	0
2012	Seattle	2/2	9	4	5	0.0	0.0	0	0	0.0	0	0	0	0	0	0
2013	Seattle	3/3	34	14	20	0.0	0.0	2	2	1.0	2	0	6	0	0	0
2014	Seattle	3/3	25	19	6	0.0	0.0	1	90	90.0	90t	1	1	0	0	0
2015	Seattle	2/1	8	4	4	0.0	0.0	0	0	0.0	0	0	1	1	0	0
NFL TOTALS		**12/9**	**76**	**41**	**35**	**0.0**	**0.0**	**3**	**92**	**30.7**	**90t**	**1**	**8**	**1**	**0**	**0**

CHANCELLOR'S SINGLE-GAME HIGHS

Tackles: 19* vs. Arizona (11/15/15)
Sacks: 1, 2 Times, Last at Cleveland (10/23/11)
Interceptions: 1, 12 Times, Last at Tampa Bay (11/27/16)
FF: 1, 6 Times, Last at New England (11/13/16)
FR: 1, 2 Times, Last vs. San Francisco (12/23/12)

ADDITIONAL STATS

Special Teams Tackles: 2010 (11, FF), 2011 (3, FF), 2012 (6, FR) 2013 (6), 2014 (2), 2015 (2), 2016 (3); **Career: 33, 2 FF, 1 FR.**

Postseason: 2010 (1), 2012 (1), 2014 (1), 2015 (1); **Career:** (4).

** Club Record*

CHANCELLOR'S 2016 SEASON

Mia (9/11): Had a key fourth-down tackle when the Dolphins decided to go for it instead of taking a field goal attempt. **SF (9/25):** Led team with eight tackles (5 solo). **Atl (10/16):** Inactive (groin) after suffering injury during the practice week. **at Ariz (10/23):** Inactive (groin). **at NO (10/30):** Inactive (groin). **Buf (11/7):** Inactive (groin). **at NE (11/13):** Returned from groin injury and started. Totaled eight tackles, a pass defensed and a forced a fumble that was recovered by Sherman that led to a Seahawks TD in the fourth quarter. **Phi (11/20):** Posted first interception of the season. **at TB (11/27):** Registered eight tackles and second interception in as many games when he picked off a Jameis Winston pass in the end zone late in the fourth quarter.

CHANCELLOR'S 2016 GAME-BY-GAME

Game	G/S	T	S	A	QB	Yds.	QH	Int.	Yds.	PD	FF	FR	Yds.
Miami (9/11)	1/1	7	3	4	0.0	0.0	0	0	0	0	0	0	0
at LA (9/18)	1/1	5	4	1	0.0	0.0	0	0	0	0	0	0	0
SF (9/25)	1/1	8	5	3	0.0	0.0	0	0	0	1	0	0	0
at NYJ (10/2)	1/1	5	2	3	0.0	0.0	0	0	0	1	0	0	0
Atl (10/16)			Inactive (groin)										
at Ariz (10/23)			Inactive (groin)										
at NO (10/30)			Inactive (groin)										
Buf (11/7)			Inactive (groin)										
at NE (11/13)	1/1	8	4	4	0.0	0.0	0	0	0	1	1	0	0
Phi (11/20)	1/1	8	1	7	0.0	0.0	0	1	5	2	0	0	0
at TB (11/27)	1/1	8	7	1	0.0	0.0	0	1	0	1	0	0	0
Car (12/4)	1/1	7	6	1	0.0	0.0	0	0	0	1	0	0	0
at GB (12/11)	1/1	5	3	2	0.0	0.0	0	0	0	0	0	0	0
Totals	**9/9**	**61**	**35**	**26**	**0.0**	**0.0**	**0**	**2**	**5**	**7**	**1**	**0**	**0**

55 FRANK CLARK
DEFENSIVE END

Height	6-3
Weight	260
College	Michigan
Seasons	NFL 2nd, Seahawks 2nd
Born	June 14, 1993
Hometown	Cleveland, Ohio

CLARK'S NFL RECORD

			Tackles			Sacks		Interceptions							
	Club	G/S	Tkl	So	Ast	QB	Yds	No	Yds	Avg	LG	TD	PD	FF	FR	Yds
2015	Seattle	15/0	16	15	1	3.0	16.0	0	0	0.0	0	0	2	1	0	0
2016	Seattle	12/5	36	18	18	7.5	48.0	0	0	0.0	0	0	1	1	0	0
NFL TOTALS		**27/5**	**52**	**33**	**19**	**10.5**	**64.0**	**0**	**0**	**0.0**	**0**	**0**	**3**	**2**	**0**	**0**

POSTSEASON

			Tackles			Sacks		Interceptions							
	Club	G/S	Tkl	So	Ast	QB	Yds	No	Yds	Avg	LG	TD	PD	FF	FR	Yds
2015	Seattle	2/0	3	2	1	1.0	10.0	0	0	0.0	0	0	1	0	0	0
NFL TOTALS		**2/0**	**3**	**2**	**1**	**1.0**	**10.0**	**0**	**0**	**0.0**	**0**	**0**	**1**	**0**	**0**	**0**

CLARK'S SINGLE-GAME HIGHS

Tackles: 6, at New Orleans (10/30/16)
Sacks: 2, 2 Times, Last at L.A. (9/18/16)
Interceptions: None
FF: 1, 2 Times, at Arizona (10/23/16)
FR: None

CLARK'S 2016 SEASON

Mia (9/11): Set a career high with three tackles, incuding a sack. **at LA (9/18):** Tied a career high with 2.0 sacks. **Atl (10/16):** Inactive (hamstring) after suffering injury during the practice week. **at Ariz (10/23):** Set career high with five tackles (4 solo) and totaled 1.5 sacks and FF. **at NO (10/30):** Made first-career start at DE in place of Michael Bennett (knee) and set career high for tackles a second consecutive week with six. Also tacked on a sack. **at NE (11/13):** Had five tackles (2 solo), including a third-down sack inside the Seahawks 10-yard line that forced the Patriots to settle for a field goal.

CLARK'S 2016 GAME-BY-GAME

Game	G/S	T	S	A	QB	Yds.	QH	Int.	Yds.	PD	FF	FR	Yds.
Miami (9/11)	1/0	3	1	2	1.0	8.0	1	0	0	0	0	0	0
at L.A. (9/18)	1/0	4	3	1	2.0	11.0	2	0	0	0	0	0	0
SF (9/25)	1/0	2	0	2	0.0	0.0	1	0	0	0	0	0	0
at NYJ (10/2)	1/0	1	1	0	0.0	0.0	2	0	0	1	0	0	0
Atl (10/16)					Inactive (hamstring)								
at Ariz (10/23)	1/0	5	4	1	1.5	10.5	3	0	0	0	1	0	0
at NO (10/30)	1/1	6	3	3	1.0	5.0	1	0	0	0	0	0	0
Buf (11/7)	1/1	3	0	3	1.0	8.5	3	0	0	0	0	0	0
at NE (11/13)	1/1	5	3	2	1.0	5.0	1	0	0	0	0	0	0
Phi (11/20)	1/1	3	1	2	0.0	0.0	0	0	0	0	0	0	0
at TB (11/27)	1/1	3	2	1	0.0	0.0	1	0	0	0	0	0	0
Car (12/4)	1/0	1	0	1	0.0	0.0	1	0	0	0	0	0	0
at GB (12/11)	1/0	0	0	0	0.0	0.0	0	0	0	0	0	0	0
Totals	**12/5**	**36**	**18**	**18**	**7.5**	**48.0**	**16**	**0**	**0**	**1**	**1**	**0**	**0**

36 ALEX COLLINS
RUNNING BACK

Height	5-10
Weight	217
College	Arkansas
NFL Seasons	Rookie
Born	August 26, 1994
Hometown	Ft. Lauderdale, Fla.

COLLINS' 2016 SEASON

Mia (9/11): Inactive. **at LA (9/18):** Saw first action of career. **Atl (10/16):** Recorded first TD of career on a 2-yard side-step and plunge. Also had a key fourth-quarter, third-down reception that led to the Seahawks go-ahead field goal. **at NO (10/30):** Active, but did not play. **Buf (11/7):** Active but did not play. **Phi (11/20):** Inactive. **Car (12/4):** Inactive. **at GB (12/11):** Saw most action of the season and and had season highs in rushes (7), rushing yards (23), receptions (3) and receiving yards (33).

		----------Rushing----------					----------Receiving----------					
2016	Opponent	Att	Yds	Avg	LG	TD	Rec	Yds	Avg	LG	TD	Total
09/11	Miami	Inactive										
09/18	at L.A.	2	0	0.0	0	0	0	0	0.0	0	0	0
09/25	San Francisco	4	12	3.0	4	0	2	19	9.5	10	0	31
10/02	at N.Y. Jets	1	1	1.0	1	0	0	0	0.0	0	0	1
10/16	Atlanta	1	2	2.0	2t	1	1	9	9.0	9	0	11
10/23	at Arizona	1	2	2.0	2	0	0	0	0.0	0	0	2
10/30	at New Orleans	Did Not Play										
11/7	Buffalo	Did Not Play										
11/13	at New England	1	2	2.0	2	0	0	0	0.0	0	0	2
11/20	Philadelphia	Inactive										
11/27	at Tampa Bay	0	0	0.0	0	0	0	0	0.0	0	0	0
12/4	Carolina	Inactive										
12/11	at Green Bay	7	23	3.3	8	0	3	33	11.0	14	0	56
TOTALS (8/0)		**17**	**42**	**2.5**	**8**	**1**	**6**	**61**	**10.2**	**14**	**0**	**103**

52 BROCK COYLE
LINEBACKER

Height	6-1
Weight	245
College	Montana
Seasons	NFL 3rd, Seahawks 3rd
Born	October 12, 1990
Hometown	Bozeman, Montana

COYLE'S NFL RECORD

			Tackles			Sacks		Interceptions								
	Club	G/S	Tkl	So	Ast	QB	Yds	No	Yds	Avg	LG	TD	PD	FF	FR	Yds
2014	Seattle	15/2	6	4	2	0.0	0.0	0	0	0.0	0	0	0	0	0	0
2015	Seattle	8/0	3	2	1	0.0	0.0	0	0	0.0	0	0	0	0	0	0
2016	Seattle	10/3	15	7	8	1.0	1.0	0	0	0.0	0	0	0	0	0	0
NFL TOTALS		**33/5**	**24**	**13**	**11**	**1.0**	**1.0**	**0**	**0**	**0.0**	**0**	**0**	**0**	**0**	**0**	**0**

POSTSEASON

			Tackles			Sacks		Interceptions								
	Club	G/S	Tkl	So	Ast	QB	Yds	No	Yds	Avg	LG	TD	PD	FF	FR	Yds
2014	Seattle	3/0	0	0	0	0.0	0.0	0	0	0.0	0	0	0	0	0	0
2015	Seattle	2/0	0	0	0	0.0	0.0	0	0	0.0	0	0	0	0	0	0
NFL TOTALS		**5/0**	**0**	**0**	**0**	**0.0**	**0.0**	**0**	**0**	**0.0**	**0**	**0**	**0**	**0**	**0**	**0**

COYLE'S SINGLE-GAME HIGHS

Tackles: 8 vs. Buffalo (11/7/16)
Sacks: 1.0 vs. Buffalo (11/7/16)
FR: None
FF: None
Interceptions: None

ADDITIONAL STATS

Special Teams Tackles: 2014 (5), 2015 (3), 2016 (1); **Career:** 9.
Postseason Special Teams Tackles: 2014 (2), 2015 (1); **Career:** (3).

COYLE'S 2016 SEASON

at Ariz (10/23): Saw first action at LB in goal line package and had one tackle. **at NO (10/30):** Started at OLB and had one solo stop. **Buf (11/7):** Recorded a career-best eight tackles (4 solo) in second-straight start at OLB and also notched first-career sack. **at TB (11/27):** Inactive (foot). **Car (12/4):** Inactive (foot).

COYLE'S 2016 GAME-BY-GAME

Game	G/S	T	S	A	QB	Yds.	QH	Int.	Yds.	PD	FF	FR	Yds.
Games 1-5	5/0		Special Teams Only										
at Ariz (10/23)	1/0	1	1	0	0.0	0.0	0	0	0	0	0	0	0
at NO (10/30)	1/1	1	1	0	0.0	0.0	0	0	0	0	0	0	0
Buf (11/7)	1/1	8	4	4	1.0	1.0	1	0	0	0	0	0	0
at NE (11/13)	1/0	3	1	2	0.0	0.0	0	0	0	0	0	0	0
Phi (11/20)	1/1	2	0	2	0.0	0.0	0	0	0	0	0	0	0
at TB (11/27)			Inactive (foot)										
Car (12/4)			Inactive (foot)										
at GB (12/11)			Inactive (foot)										
Totals	**10/3**	**15**	**7**	**8**	**1.0**	**1.0**	**1**	**0**	**0**	**0**	**0**	**0**	**0**

21 DEANDRE ELLIOTT
CORNERBACK

Height	6-1
Weight	189
College	Colorado State
Seasons	Rookie
Born	November 21, 1992
Hometown	Dallas, Texas

ELLIOTT'S 2016 SEASON

Mia (9/11): Saw action in first-career game on special teams. **at LA (9/18):** Inactive. **SF (9/25):** Saw action on special teams. **Atl (10/16):** Had a special teams tackle. **at Ariz (10/23):** Tied for team lead with two special teams tackles. **at NO (10/30):** Inactive (hamstring). **Buf (11/7):** Inactive (hamstring). **at NE (11/13):** Returned from hamstring injury and had a special teams stop. **Phi (11/20):** Saw first action of the season at CB and made first-career tackle. Also had a special teams stop.

ELLIOTT'S 2016 GAME-BY-GAME

Game	G/S	T	S	A	QB	Yds.	QH	Int.	Yds.	PD	FF	FR	Yds.
Miami (9/11)	1/0		Special Teams Only										
at L.A. (9/18)			Inactive										
Games 3-6	4/0		Special Teams Only										
at NO (10/30)			Inactive (hamstring)										
Buf (11/7)			Inactive (hamstring)										
at NE (11/13)	1/0		Special Teams Only										
Phi (11/20)	1/0	1	1	0	0.0	0.0	0	0	0	0	0	0	0
at TB (11/27)	1/0	0	0	0	0.0	0.0	0	0	0	0	0	0	0
Car (12/4)	1/0	0	0	0	0.0	0.0	0	0	0	0	0	0	0
at GB (12/11)	1/0		Special Teams Only										
Totals	**10/0**	**1**	**1**	**0**	**0.0**	**0.0**	**0**	**0**	**0**	**0**	**0**	**0**	**0**

ADDITIONAL STATS

Special Teams Tackles: 2016 (6); **Career: 6.**



74 GEORGE FANT
TACKLE

Height	6-5
Weight	296
College	Western Kentucky
Seasons	Rookie
Born	July 19, 1992
Hometown	Bowling Green, Ky.

FANT'S NFL RECORD

Year	Team	—	GP/GS	Postseason
2016	Seattle	—	11/7	
NFL TOTALS		**—**	**11/7**	

FANT'S 2016 SEASON

Mia (9/11): Saw action on special teams. **at LA (9/18):** Saw action on special teams. **at NYJ (10/2):** Inactive. **Atl (10/16):** Inactive. **at Ariz (10/23):** Saw first action on offense after replacing Brad Sowell (knee) at left tackle mid-fourth quarter. **at NO (10/30):** Made first-career start in place of Bradley Sowell at left tackle. **Buf (11/7):** Started second-straight game at LT. **at NE (11/13):** Started at LT. **Phi (11/20):** Started at LT. **at TB (11/27):** Started at LT. **Car (12/4):** Helped offense total season highs with 534 total yards and 240 rushing yards. **at GB (12/11):** Started at LT.



39 GEORGE FARMER
RUNNING BACK

Height	6-1
Weight	220
College	Southern California
Seasons	NFL 2nd, Seahawks 2nd
Born	July 4, 1993
Hometown	Los Angeles, Calif.

FARMER'S NFL RECORD

			Rushing					Receiving				
Club	**Team**	**G/S**	**Att**	**Yds**	**Avg**	**LG**	**TD**	**No**	**Yds**	**Avg**	**LG**	**TD**
2015	Seattle	Practice Squad										
2016	Seattle	2/0	1	1	1.0	1	0	1	4	4.0	4	0
NFL TOTALS		**2/0**	**1**	**1**	**1.0**	**1**	**0**	**1**	**4**	**4.0**	**4**	**0**

FARMER'S SINGLE-GAME HIGHS

Rushing
Rush Attempts: 1 vs. Carolina
Rush Yards: 1 vs. Carolina
Longest Rush: 1 vs. Carolina
Most Rush TDs: None

Receiving
Most Rec.: 1 at Tampa Bay (11/27/16)
Most Rec. Yards: 4 at Tampa Bay (11/27/16)
Longest Reception: 4 at Tampa Bay (11/27/16)
Most Rec. TDs: None

FARMER'S 2016 SEASON

Signed to the 53-man roster from the practice squad November 23. Waived December 6. Re-signed with the practice squad December 7. **at TB (11/27):** Saw action in first-career game and had a 4-yard reception.

		----------Rushing----------					----------Receiving----------					
2016	**Opponent**	**Att**	**Yds**	**Avg**	**LG**	**TD**	**Rec**	**Yds**	**Avg**	**LG**	**TD**	**Total**
11/27	at Tampa Bay	0	0	0.0	0	0	1	4	4.0	4	0	4
12/4	Carolina	1	1	1.0	1	0	0	0	0.0	0	0	1
TOTALS (2/0)		**1**	**1**	**1.0**	**1**	**0**	**1**	**4**	**4.0**	**4**	**0**	**5**

48 NOLAN FRESE
LONG SNAPPER

Height	6-2
Weight	233
College	Houston
Seasons	Rookie
Born	July 29, 1992
Hometown	Roanoke, Texas

FRESE'S NFL RECORD

Year	Team	—	GP/GS	Postseason
2016	Seattle	—	13/0	
NFL TOTALS		**—**	**13/0**	

ADDITIONAL STATS

Special Teams Tackles: 2016 (3, FF); **Career:** 3, FF.

FRESE'S 2016 SEASON

Mia (9/11): Handled snapping duties. **at LA (9/18):** Handled snapping duties. **SF (9/25):** Handled snapping duties. **at NYJ (10/2):** Handled snapping duties. **Atl (10/16):** Handled snapping duties. **at Ariz (10/23):** Handled snapping duties. **at NO (10/30):** Handled snapping duties. **Buf (11/7):** Handled snapping duties. **at NE (11/13):** Handled snapping duties and had a special teams stop. **Phi (11/20):** Handled snapping duties and had a special teams tackle. **at TB (11/27):** Had a special teams stop and a FF. **Car (12/4):** Handled snapping duties. **at GB (12/11):** Handled snapping duties.

79 GARRY GILLIAM
TACKLE

Height	6-5
Weight	315
College	Penn State
Seasons	NFL 3rd, Seahawks 3rd
Born	November 26, 1990
Hometown	Carlisle, Pa.

GILLIAM'S NFL RECORD

Year	Team	—	GP/GS	Postseason
2014	Seattle	—	14/1	2/0
2015	Seattle	—	16/16	2/2
2016	Seattle	—	11/11	
NFL TOTALS		**—**	**41/28**	**4/2**

GILLIAMS' 2016 SEASON

Mia (9/11): Started at RT. **at LA (9/18):** Started at RT. **SF (9/25):** Started at RT. **at NYJ (10/2):** Started at RT. **Atl (10/16):** Started at RT. **at Ariz (10/23):** Started at RT. **at NO (10/30):** Started at RT. **Buf (11/7):** Started at RT. **at NE (11/13):** Started at RT. **Phi (11/20):** Started at RT. **at TB (11/27):** Started at RT but was replaced by Bradley Sowell after the first series. **Car (12/4):** Inactive. **at GB (12/11):** Inactive.

63 MARK GLOWINSKI
GUARD

Height	6-4
Weight	310
College	West Virginia
Seasons	NFL 2nd, Seahawks 2nd
Born	May 3, 1992
Hometown	Wilkes-Barre, Pa.

GLOWINSKI'S RECORD

Year	Team	—	GP/GS	Postseason
2015	Seattle	—	9/1	0/0
2016	Seattle	—	13/13	
NFL TOTALS		—	**22/14**	**0/0**

GLOWINSKI'S 2016 SEASON

Mia (9/11): Started at LG. **at LA (9/18):** Started at LG. **SF (9/25):** Started at LG. **at NYJ (10/2):** Started at LG. **Atl (10/16):** Started at LG. **at Ariz (10/23):** Started at LG. **at NO (10/30):** Started at LG. **Buf (11/7):** Started at LG. **at NE (11/13):** Started at LG. **Phi (11/20):** Started at LG. **at TB (11/27):** Started at LG. **Car (12/4):** Started at LG and helped lead team to season highs with 534 total yards and 240 rushing yards. **at GB (12/11):** Started at LG.

97 MALLICIAH GOODMAN
DEFENSIVE END

Height	6-4
Weight	276
College	Clemson
Seasons	NFL 4th, Seahawks 1st
Born	January 4, 1990
Hometown	Florence, S.C.

GOODMAN'S NFL RECORD

			Tackles			Sacks		Interceptions							
	Club	G/S	Tkl	So	Ast	QB	Yds	No	Yds	Avg	LG	TD	PD	FF	FR	Yds
2013	Atlanta	14/1	12	10	2	0.0	0.0	0	0	0.0	0	0	0	0	2	13
2014	Atlanta	16/10	17	7	10	0.0	0.0	0	0	0.0	0	0	1	2	0	0
2015	Seattle	4/0	3	0	3	0.0	0.0	0	0	0.0	0	0	0	0	0	0
2016	Seattle	1/0	0	0	0	0.0	0.0	0	0	0.0	0	0	0	0	0	0
NFL TOTALS		**35/11**	**32**	**17**	**15**	**0.0**	**0.0**	**0**	**0**	**0.0**	**0**	**0**	**1**	**2**	**2**	**13**

GOODMAN'S SINGLE-GAME HIGHS

Tackles: 3, 2 Times, Last vs. Carolina (12/28/14)
Sacks: None
INT: None
FF: 1, 2 Times, Last at Tampa Bay (11/9/14)
FR: 1, 2 Times, Last vs. Washington (12/15/13)

GOODMAN'S 2016 SEASON

Signed with the Seahawks October 25. Released November 1. **at NO (10/30):** Saw action in first game for the Seahawks.

GOODMAN'S 2016 GAME-BY-GAME

Game	G/S	T	S	A	QB	Yds.	QH	Int.	Yds.	PD	FF	FR	Yds.
at NO (10/30)	1/0	0	0	0	0.0	0.0	0	0	0	0	0	0	0
Totals	**1/0**	**0**	**0**	**0**	**0.0**	**0.0**	**0**	**0**	**0**	**0**	**0**	**0**	**0**

88 JIMMY GRAHAM
TIGHT END

Height	6-7
Weight	265
College	Miami (Fla.)
Seasons	NFL 7th, Seahawks 2nd
Born	November 24, 1986
Hometown	Goldsboro, N.C.

GRAHAM'S NFL RECORD

			Receiving					Rushing				
	Club	G/S	No	Yds	Avg	LG	TD	Att	Yds	Avg	LG	TD
2010	New Orleans	15/5	31	356	11.5	52	5	1	3	3.0	3	0
2011	New Orleans	16/11	99	1,310	13.2	59	11	0	0	0.0	0	0
2012	New Orleans	15/9	85	982	11.6	46	9	0	0	0.0	0	0
2013	New Orleans	16/12	86	1,215	14.1	56t	16	0	0	0.0	0	0
2014	New Orleans	16/13	85	889	10.5	29	10	0	0	0.0	0	0
2015	Seattle	11/11	48	605	12.6	45	2	0	0	0.0	0	0
2016	Seattle	13/12	58	785	13.5	40	5	0	0	0.0	0	0
NFL TOTALS		**102/73**	**492**	**6,142**	**12.5**	**59**	**58**	**1**	**3**	**3.0**	**0**	**0**

POSTSEASON

			Receiving					Rushing				
	Club	G/S	No	Yds	Avg	LG	TD	Att	Yds	Avg	LG	TD
2011	New Orleans	2/2	12	158	13.2	66t	3	0	0	0.0	0	0
2013	New Orleans	2/1	4	52	13.0	21	0	0	0	0.0	0	0
NFL TOTALS		**4/3**	**16**	**210**	**13.1**	**66t**	**3**	**0**	**0**	**0.0**	**0**	**0**

GRAHAM'S SINGLE-GAME HIGHS

Most Receptions: 10, 5 Times, Last vs. SF (11/9/14)
Longest Reception: 59, at Jacksonville (10/2/11)
Most Receiving Yards: 179, at Tampa Bay (9/15/13)
Most TDs: 2, 13 Times, Last vs. Buffalo (11/7/16)

ADDITIONAL STATS

Special Teams: 2010: Tackles (1). **Career:** Tackles 1.

GRAHAM'S 2016 SEASON

Mia (9/11): Saw action in first game since a knee injury ended his 2015 season and had an 11-yard reception. **at LA (9/18):** Started in 3-TE set. **SF (9/25):** Had six catches for 100 yards and TD. **at NYJ (10/2):** Led team with six receptions and 113 yards. First time since 2013 with consecutive 100-yard games. **at Ariz (10/23):** Had five receptions for 53 yards, including three for 35 yards in overtime. **Buf (11/7):** Led team with eight receptions and 103 yards and a pair of one-handed TD grabs from 17 and 18 yards. **Phi (11/20):** Had three catches, including a 35-yard TD reception.

2016	Opponent	No	Yds	Avg	LG	TD
09/11	Miami	1	11	11.0	11	0
09/18	at L.A.	3	42	14.0	17	0
09/25	San Francisco	6	100	16.7	40	1
10/02	at N.Y. Jets	6	113	18.8	27	0
10/16	Atlanta	6	89	14.8	25	0
10/23	at Arizona	5	53	10.6	14	0
10/30	at New Orleans	3	34	11.3	15	0
11/7	Buffalo	8	103	12.9	18t	2
11/13	at New England	4	48	12.0	19	0
11/20	Philadelphia	3	46	15.3	35t	1
11/27	at Tampa Bay	6	67	11.2	21	0
12/4	Carolina	6	63	10.5	18	1
12/11	at Green Bay	1	16	16.0	16	0
TOTALS (13/12)		**58**	**785**	**13.5**	**40**	**5**

100-YARD RECEIVING GAMES (16)

Yards	Opponent	Date	Rec.	Avg.	LG	TD
179	Tampa Bay	9/15/13	10	17.9	56t	1
146	Atlanta	11/11/12	7	20.9	46	2
140	Carolina	10/18/15	8	17.5	45	0
135	at Chicago	10/6/13	10	13.5	38	0
134	Arizona	9/22/13	9	14.9	29	2
132	at Jacksonville	10/2/11	10	13.2	59	1
129	at Carolina	10/9/11	8	16.1	30	0
124	at Tampa Bay	10/16/11	7	17.7	43	0
118	at Cleveland	9/16/14	10	11.8	23	2
115	Carolina	12/30/12	9	12.8	27	1
115	at N.Y. Jets	11/3/13	9	12.9	51t	2
113	at N.Y. Jets	10/2/16	6	18.8	27	0
103	Buffalo	11/7/16	8	12.9	18t	2
100	Houston	9/25/11	4	25.0	32	1
100	Miami	9/30/13	4	25.0	43t	2
100	at Atlanta	11/21/13	5	20.0	44t	1
100	San Francisco	9/25/16	6	16.7	40	1

TOP RECEIVING TOTALS BY TE SINCE 2011

	Player	Team	Rec.	Yds.	Avg.	TD
1.	***Jimmy Graham***	***Seattle***	***461***	***5,786***	***12.6***	***53***
2.	Jason Witten	Dallas	459	4,827	10.5	26
3.	Greg Olsen	Carolina	413	5,218	12.6	32
4.	Rob Gronkowski	New England	363	5,549	15.3	58
5.	Antonio Gates	San Diego	354	4,027	11.4	40

GRAHAM'S GAME-BY-GAME RECEIVING

2010	Opponent	No	Yds	Avg	LG	TD
9/9	Minnesota	Did Not Play				
9/20	at San Francisco	0	0	0.0	0	0
9/26	Atlanta	0	0	0.0	0	0
10/3	Carolina	0	0	0.0	0	0
10/10	at Arizona	0	0	0.0	0	0
10/17	at Tampa Bay	1	11	11.0	11	0
10/24	Cleveland	4	38	9.5	14	0
10/31	Pittsburgh	0	0	0.0	0	0
11/7	at Carolina	3	49	16.3	19t	1
11/21	Seattle	5	72	14.4	27	0
11/25	at Dallas	3	23	7.7	14	0
12/5	at Cincinnati	3	72	24.0	52	0
12/12	St. Louis	1	21	21.0	21	0
12/19	at Baltimore	5	29	5.8	18t	2
12/27	at Atlanta	4	26	6.5	10	1
1/2/11	Tampa Bay	2	15	7.5	11	1
TOTALS (15/5)		**31**	**356**	**11.5**	**52**	**5**

2011	Opponent	No	Yds	Avg	LG	TD
9/8	at Green Bay	4	56	14.0	21	1
9/18	Chicago	6	79	13.2	31	0
9/25	Houston	4	100	25.0	32	1
10/2	at Jacksonville	10	132	13.2	59	1
10/9	at Carolina	8	129	16.1	30	0
10/16	at Tampa Bay	7	124	17.7	43	0
10/23	Indianapolis	6	54	9.0	16	2
10/30	at St. Louis	4	39	9.8	13	0
11/6	Tampa Bay	6	78	13.0	23	0
11/13	at Atlanta	7	82	11.7	29	1
11/28	N.Y. Giants	5	84	16.8	29t	2
12/4	Detroit	8	89	11.1	16	0
12/11	at Tennessee	5	55	11.0	33	0
12/18	at Minnesota	7	70	10.0	18	1
12/26	Atlanta	4	42	10.5	17	1
1/1/12	Carolina	8	97	12.1	29	1
TOTALS (16/11)		**99**	**1310**	**13.2**	**59**	**11**
1/7	Detroit	7	55	7.9	14	1
1/14	at San Francisco	5	103	20.6	66t	2
PLAYOFF TOTALS (2/2)		**12**	**158**	**13.2**	**66t**	**3**

GRAHAM'S GAME-BY-GAME RECEIVING CONT.

2012	Opponent	No	Yds	Avg	LG	TD
9/9	Washington	6	85	14.2	23	1
9/16	at Carolina	7	71	10.1	17	1
9/23	Kansas City	4	16	4.0	7	1
9/30	at Green Bay	7	76	10.9	24	0
10/7	San Diego	1	4	4.0	4	0
10/21	at Tampa Bay	Inactive (ankle)				
10/28	at Denver	5	63	12.6	20	1
11/5	Philadelphia	8	72	9.0	17	1
11/11	Atlanta	7	146	20.9	46	2
11/18	at Oakland	6	29	4.8	10	1
11/25	San Francisco	4	33	8.3	12	0
11/29	at Atlanta	4	59	14.8	25	0
12/9	at N.Y. Giants	5	56	11.2	27	0
12/16	Tampa Bay	5	69	13.8	24	0
12/23	at Dallas	7	88	12.6	26	0
12/30	Carolina	9	115	12.8	27	1
TOTALS (15/9)		**85**	**982**	**11.6**	**46**	**9**

2013	Opponent	No	Yds	Avg	LG	TD
9/8	Atlanta	4	45	11.3	21	1
9/15	at Tampa Bay	10	179	17.9	56t	1
9/22	Arizona	9	134	14.9	29	2
9/30	Miami	4	100	25.0	43t	2
10/6	at Chicago	10	135	13.5	38	0
10/13	at New England	0	0	0.0	0	0
10/27	Buffalo	3	37	12.3	15t	2
11/3	at N.Y. Jets	9	116	12.9	51t	2
11/10	Dallas	5	59	11.8	26	0
11/17	San Francisco	6	41	6.8	13	0
11/21	at Atlanta	5	100	20.0	44t	1
12/2	at Seattle	3	42	14.0	20	1
12/8	Carolina	6	58	9.7	22	2
12/15	at St. Louis	2	25	12.5	13	0
12/22	at Carolina	5	73	14.6	46	1
12/29	Tampa Bay	5	71	14.2	33	1
TOTALS (16/12)		**86**	**1215**	**14.1**	**56t**	**16**
1/4	at Philadelphia	3	44	14.7	21	0
1/8	at Seattle	1	8	8.0	8	0
PLAYOFF TOTALS (2/1)		**4**	**52**	**13.0**	**21**	**0**

2014	Opponent	No	Yds	Avg	LG	TD
9/7	at Atlanta	8	82	10.3	17	0
9/14	at Cleveland	10	118	11.8	23	2
9/21	Minnesota	6	54	9.0	15	0
9/28	at Dallas	8	86	10.8	17	1
10/5	Tampa Bay	2	36	18.0	23	0
10/19	at Detroit	0	0	0.0	0	0
10/26	Green Bay	5	59	11.8	22t	1
10/30	at Carolina	7	83	11.9	27	1
11/9	San Francisco	10	76	7.6	15	2
11/16	Cincinnati	3	29	9.7	13	0
11/24	Baltimore	6	47	7.8	11	2
11/30	at Pittsburgh	0	0	0.0	0	0
12/7	Carolina	3	25	8.3	10	0
12/15	at Chicago	5	87	17.4	29	0
12/21	Atlanta	6	53	8.8	15	1
12/28	at Tampa Bay	6	54	9.0	14	0
TOTALS (16/13)		**85**	**889**	**10.5**	**29**	**10**

2015	Opponent	No	Yds	Avg	LG	TD
9/13	at St. Louis	6	51	8.5	19	1
9/20	at Green Bay	1	11	11.0	11	0
9/27	Chicago	7	83	11.9	30t	1
10/5	Detroit	4	29	7.3	13	0
10/11	at Cincinnati	3	30	10.0	22	0
10/18	Carolina	8	140	17.5	45	0
10/22	at San Francisco	2	31	15.5	23	0
11/1	at Dallas	7	75	10.7	19	0
11/15	Arizona	3	41	13.7	30	0
11/22	San Francisco	3	39	13.0	20	0
11/29	Pittsburgh	4	75	18.8	36	0
TOTALS (11/11)		**48**	**605**	**12.6**	**45**	**2**

4 STEVEN HAUSCHKA
KICKER

Height	6-4
Weight	210
College	North Carolina St.
Seasons	NFL 9th, Seahawks 6th
Born	June 29, 1985
Hometown	Needham, Mass.
Pronunciation	howsh-kuh

HAUSCHKA'S NFL RECORD

KICKING

	Club	G	PAT-Att	FG-Att	1-19	20-29	30-39	40-49	50+	FG%	LG	Pts
2008	Baltimore	8/0	0-0	1-2	0-0	0-0	0-0	0-0	1-2	50.0	54	3
2009	Baltimore	9/0	27-28	9-13	0-0	1-1	5-7	3-5	0-0	69.2	44	54
2010	Denver	4/0	10-10	6-7	0-0	1-1	3-3	2-3	0-0	85.7	49	28
2011	Seattle	16/0	34-34	25-30	2-2	5-6	9-10	7-8	2-4	83.3	52	109
2012	Seattle	16/0	46-48	24-27	1-1	7-7	10-10	5-5	1-4	88.9	52	118
2013	Seattle	16/0	44-44	33-35	0-0	10-11	9-9	11-12	3-3	94.3	53	143
2014	Seattle	16/0	41-41	31-37	0-0	10-10	10-10	9-13	2-4	83.8	58	134
2015	Seattle	16/0	40-44	29-31	0-0	9-9	7-7	7-9	6-6	93.5	54	127
2016	Seattle	13/0	23-27	27-30	0-0	9-11	10-10	7-8	1-1	90.0	53	104
NFL TOTALS		**114/0**	**265-276**	**185-212**	**3-3**	**52-56**	**63-66**	**51-63**	**16-24**	**87.3**	**58**	**820**

POSTSEASON

	Club	G	PAT-Att	FG-Att	1-19	20-29	30-39	40-49	50+	FG%	LG	Pts
2008	Baltimore	3/0	Kickoffs Only									
2012	Seattle	1/0	1-1	3-3	0-0	2-2	1-1	0-0	0-0	100.0	32	10
2013	Seattle	3/0	9-9	8-8	0-0	1-1	4-4	3-3	0-0	100.0	49	33
2014	Seattle	3/0	9-9	2-2	0-0	1-1	1-1	0-0	0-0	100.0	37	15
2015	Seattle	2/0	4-4	2-3	0-0	0-0	1-1	1-1	0-1	66.7	46	10
PLAYOFFS		**12/0**	**23-23**	**15-16**	**0-0**	**4-4**	**7-7**	**4-4**	**0-1**	**93.8**	**49**	**68**

HAUSCHKA'S SINGLE-GAME HIGHS

Most FGs Att.: 5 vs. Baltimore (11/13/11)
Most FGs Made: 5 vs. Baltimore (11/13/11)
Longest FG Att.: 61 vs. Atl (10/2/11) and at Det (10/28/12)
Longest FG Made: 58 at Carolina (10/26/14)
*Franchise record

Most PATs Att.: 7 vs. Arizona (12/9/12)
Most PATs Made: 7 vs. Arizona (12/9/12)
Points Scored: 16, 2 Times, Last vs. Ariz (12/9/12)
Consecutive Games with FG: 14* (10/9/11 - 9/16/12)

ADDITIONAL STATS

Special Team Tackles: 2009 (1), 2011 (1), 2012 (3), 2014 (1), 2015 (1), 2016 (2, FF); **Career:** (9, FF).

HAUSCHKA'S 2016 SEASON

at NYJ (10/2): Connected on both field goals, including a season long 53-yarder. **Atl (10/16):** Connected on two-of-three FGs including the eventual game-winner from 44 yards with 1:57 remaining in the game. **at NE (11/13):** Set the franchise record for most-career FGs made (161) after connecting on a season-high four FGs. Passed Norm Johnson's career mark of 159 made FGs. **at TB (11/27):** Tied his own club record scoring at least one field goal in 14th-straight game. **Car (12/4):** Became the first player in club history to score 100 or more points in six-straight seasons after converting all four PATs and connecting on all four FG attempts. Also set a club record kicking a FG in 15-straight games.

2016	Opp	Pts	PAT-Att	FG-FGA	Made
09/11	Miami	6	0-1	2-2	38,39
09/18	at L.A.	3	0-0	1-1	23
09/25	SF	13	4-4	3-3	22,33,33
10/02	at NYJ	9	3-3	2-2	33, 53
10/16	Atl	8	2-3	2-3	42, 44
10/23	at Ariz	6	0-0	2-3	40, 36
10/30	at NO	8	2-2	2-2	44, 21
11/07	Buf	7	4-4	1-1	49
11/13	at NE	13	1-2	4-4	27,31,41,23
11/20	Phi	8	2-3	2-3	21, 35
11/27	at TB	3	0-0	1-1	43
12/04	Car	16	4-4	4-4	23,37,31,28
12/11	at GB	4	1-1	1-1	28
TOTALS (13/0)		**104**	**23-27**	**27-30**	**Long: 53**

HAUSCHKA'S GAME-BY-GAME KICKING

2008	Opp	Pts	PAT-Att	FG-FGA	Made
9/7	Cin	0	0-0	0-0	
Games 2-7			Practice Squad		
11/2	at Clev		Inactive		
11/9	at Hou	3	0-0	1-1	54
11/16	at NYG		Kickoffs Only		
11/23	Phil	0	0-0	0-1	
Games 12-14			Kickoffs Only		
12/20	at Dal		Inactive		
12/28	Jac		Kickoffs Only		
TOTALS (8/0)		**3**	**0-0**	**1-2**	**Long: 54**
1/4	at Mia		Kickoffs Only		
1/10	at Ten		Kickoffs Only		
1/18	at Pit		Kickoffs Only		
PLAYOFFS (3/0)			**Kickoffs Only**		

2009	Opp	Pts	PAT-Att	FG-FGA	Made
9/13	KC	8	5-5	1-2	44
9/20	at SD	7	4-4	1-1	33
9/27	Cle	10	4-4	2-2	36,33
10/4	at NE	3	3-3	0-0	
10/11	Cin	2	2-2	0-0	
10/19	at Min	7	4-4	1-2	29
11/1	Den	12	3-3	3-3	43, 35, 31
11/9	at Cin	1	1-1	0-1	
11/16	at Cle	4	1-2	1-2	44
1/3/10	at TB		Inactive		
TOTALS (9/0)		**54**	**27-28**	**9-13**	**Long: 44**

2010	Opp	Pts	PAT-Att	FG-FGA	Made
Games 1-12			Not With a Team		
12/12	at Ari	7	1-1	2-3	32, 30
12/19	at Oak	11	2-2	3-3	46, 49, 35
12/26	Hou	6	3-3	1-1	27
1/2/11	SD	4	4-4	0-0	
TOTALS (4/0)		**28**	**10-10**	**6-7**	**Long: 49**

2011	Opp	Pts	PAT-Att	FG-FGA	Made
9/11	at SF	5	2-2	1-1	39
9/18	at Pit	0	0-0	0-0	
9/25	Ari	7	1-1	2-2	30,52
10/2	Atl	4	4-4	0-1	
10/9	at NYG	10	4-4	2-2	51,43
10/23	at Cle	3	0-0	1-1	20
10/30	Cin	6	0-0	2-2	47,25
11/6	at Dal	7	1-1	2-3	45,32
11/13	Bal	16	1-1	5-5	22,38,39,35,30
11/20	at StL	6	3-3	1-1	19
11/27	Was	5	2-2	1-2	36
12/1	Phi	7	4-4	1-1	49
12/12	StL	12	3-3	3-4	42,23,48
12/18	at Chi	8	5-5	1-1	33
12/24	SF	5	2-2	1-1	19
1/1/12	at Ari	8	2-2	2-3	43, 26
TOTALS (16/0)		**109**	**34-34**	**25-30**	**Long: 52**

HAUSCHKA'S GAME-BY-GAME KICKING CONT.

2012	Opp	Pts	PAT-Att	FG-FGA	Made
9/9	at Ari	10	1-1	3-4	27, 47, 39
9/16	Dal	9	3-3	2-2	21,25
9/24	GB	2	2-2	0-0	
9/30	at StL	7	1-1	2-2	31, 30
10/7	at Car	10	1-1	3-3	22, 36, 46
10/14	NE	6	3-3	1-1	34
10/18	at SF	6	0-0	2-3	52, 35
10/28	at Det	6	3-3	1-2	23
11/4	Min	6	3-4	1-1	40
11/11	NYJ	4	4-4	0-0	
11/25	at Mia	3	3-3	0-0	
12/2	at Chi	5	2-2	1-1	31
12/9	Ari	16	7-7	3-3	31, 28, 32
12/16	at Buf	14	5-6	3-3	19, 33, 23
12/23	SF	6	6-6	0-0	
12/30	StL	8	2-2	2-2	43, 49
TOTALS (16/0)		**118**	**46-48**	**24-27**	**Long: 52**
1/6	at Was	10	1-1	3-3	32, 29, 22
PLAYOFFS (1/0)		**10**	**1-1**	**3-3**	**Long: 32**

2013	Opp	Pts	PAT-Att	FG-FGA	Made
9/8	at Car	6	0-0	2-2	27, 40
9/15	SF	9	3-3	2-2	30, 37
9/22	Jax	9	6-6	1-1	21
9/29	at Hou	11	2-2	3-3	48, 39, 45
10/6	at Ind	14	2-2	4-5	42,36,41,46
10/13	Tenn	8	2-2	2-2	31, 29
10/17	at Ariz	10	4-4	2-2	51, 42
10/28	at StL	2	2-2	0-0	
11/3	TB	9	3-3	2-2	36, 27
11/10	at Atl	15	3-3	4-4	39,43,44,53
11/17	Min	11	5-5	2-2	50, 26
12/2	NO	10	4-4	2-2	26, 20
12/8	at SF	5	2-2	1-1	31
12/15	at NYG	11	2-2	3-3	49, 44, 24
12/22	Ariz	4	1-1	1-2	27
12/29	StL	9	3-3	2-2	28, 35
TOTALS (16/0)		**143**	**44-44**	**33-35**	**Long: 53**
1/11	NO	11	2-2	3-3	38, 49, 26
1/19	SF	11	2-2	3-3	32, 40, 47
2/2	Den	11	5-5	2-2	31, 33
PLAYOFFS (3/0)		**33**	**9-9**	**8-8**	**Long: 49**

2014	Opp	Pts	PAT-Att	FG-FGA	Made
09/04	GB	10	4-4	2-2	20, 35
09/14	at SD	3	3-3	0-0	
09/21	Den	8	2-2	2-3	20, 28
10/06	at Wash	9	3-3	2-2	40, 43
10/12	Dal	11	2-2	3-3	33,33,48
10/19	at StL	8	2-2	2-2	24, 35
10/26	at Car	7	1-1	2-2	58, 29
11/02	Oak	12	3-3	3-4	34, 30,40
11/09	NYG	8	5-5	1-1	28
11/16	at KC	8	2-2	2-2	24,27
11/23	AZ	13	1-1	4-5	27, 32, 52, 40
11/27	at SF	13	1-1	4-4	21, 36, 35, 46
12/07	at Phi	6	3-3	1-1	44
12/14	SF	5	2-2	1-1	38
12/21	at AZ	5	5-5	0-3	
12/28	StL	8	2-2	2-2	42, 45
TOTALS (16/0)		**134**	**41-41**	**31-37**	**Long: 58**
1/10	Car	7	4-4	1-1	37
1/18	GB	2	2-2	0-0	
2/1	NE	6	3-3	1-1	27
TOTALS (3/0)		**15**	**9-9**	**2-2**	**Long: 37**

2015	Opp	Pts	PAT-Att	FG-FGA	Made
9/13	at StL	11	2-2	3-3	25, 27, 35
9/20	at GB	5	2-2	1-1	54
9/27	Chi	14	2-2	4-4	31,21,45,48
10/5	Det	7	1-1	2-2	51,52
10/11	at Cin	6	3-3	1-1	24
10/18	Car	11	2-2	3-3	30, 50, 43
10/22	at SF	8	2-2	2-2	49, 46
11/1	at Dal	7	1-1	2-3	24,26
11/15	Ariz	8	2-2	2-2	31, 46
11/22	SF	5	2-4	1-1	33
11/29	Pitt	3	3-4	0-0	
12/6	at Min	8	5-5	1-1	23
12/13	at Balt	5	5-5	0-0	
12/20	Clev	12	3-3	3-3	49,27,30
12/27	StL	5	2-2	1-1	26
1/3	at Ariz	12	3-4	3-4	33, 52, 52
TOTALS (16/0)		**127**	**40-44**	**29-31**	**Long: 54**
1/10	at Min	4	1-1	1-1	46
1/17	at Car	6	3-3	1-2	36
PLAYOFFS (2/0)		**10**	**4-4**	**2-3**	**Long: 46**

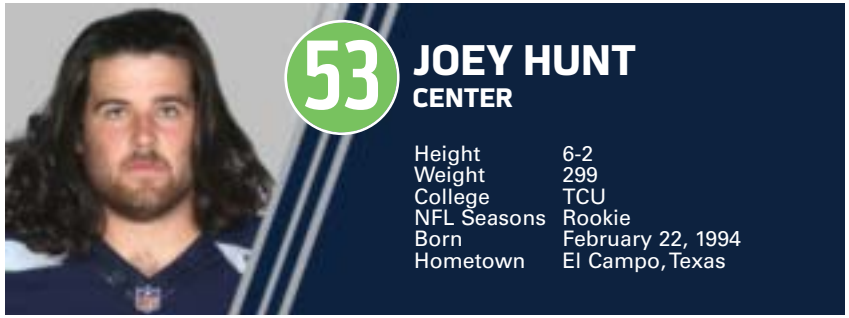

53 JOEY HUNT
CENTER

Height	6-2
Weight	299
College	TCU
NFL Seasons	Rookie
Born	February 22, 1994
Hometown	El Campo, Texas

HUNT'S NFL RECORD

Year	Team	—	GP/GS	Postseason
2016	Seattle	—	6/1	
NFL TOTALS		**—**	**6/1**	

HUNT'S 2016 SEASON

Mia (9/11): Active, but did not play. **at LA (9/18):** Active, but did not play. **SF (9/25):** Active, but did not play. **at NYJ (10/2):** Active, but did not play. **Atl (10/16):** Saw first-career action as a FB in goal line situations. **at Ariz (10/23):** Saw action on kickoff return. **at NO (10/30):** Saw action on two plays during the game's final drive after Justin Britt left with a shoulder injury. **Buf (11/7):** Did not play. **at NE (11/13):** Active, but did not play. **Phi (11/20):** Saw action on special teams. **at TB (11/27):** Made first-career start in place of Britt (ankle). **Car (12/4):** Did not play. **at GB (12/11):** Saw action on special teams.

76 GERMAIN IFEDI
GUARD/TACKLE

Height	6-5
Weight	325
College	Texas A&M
NFL Seasons	Rookie
Born	June 2, 1994
Hometown	Houston, Texas
Pronunciation	Jermaine iff-FED-ee

IFEDI'S NFL RECORD

Year	Team	—	GP/GS	Postseason
2016	Seattle	—	10/10	
NFL TOTALS		**—**	**10/10**	

IFEDI'S 2016 SEASON

Mia (9/11): Inactive (ankle). **at LA (9/18):** Inactive (ankle). **SF (9/25):** Inactive (ankle). **at NYJ (10/2):** Returned to action and made first-career start. **Atl (10/16):** Started at RG. **at Ariz (10/23):** Started at RG. **at NO (10/30):** Started at RG. **Buf (11/7):** Started at RG. **at NE (11/13):** Started at RG. **Phi (11/20):** Started at RG. **at TB (11/27):** Started at RG. **Car (12/4):** Started at RG and helped lead team to season highs in total yards - 534, and rushing yards - 240. **at GB (12/11):** Started at RG.

99 QUINTON JEFFERSON
DEFENSIVE TACKLE

Height	6-4
Weight	291
College	Maryland
NFL Seasons	Rookie
Born	March 31, 1993
Hometown	Pittsburgh, Pa.

JEFFERSON'S 2016 SEASON

Placed on injured reserve (knee) October 25. **Mia (9/11):** Saw action in first-career game in D-line rotation. **SF (9/25):** Inactive. **at NYJ (10/2):** Saw limited action at DT. **Atl (10/16):** Inactive (thumb). **at Ariz (10/23):** Inactive after injuring knee during the practice week.

JEFFERSON'S 2016 GAME-BY-GAME

Game	G/S	T	S	A	QB	Yds.	QH	Int.	Yds.	PD	FF	FR	Yds.
Miami (9/11)	1/0	1	0	1	0.0	0.0	0	0	0	0	0	0	0
at L.A. (9/18)	1/0	0	0	0	0.0	0.0	0	0	0	0	0	0	0
SF (9/25)	0/0			Inactive									
at NYJ (10/2)	1/0	0	0	0	0.0	0.0	0	0	0	0	0	0	0
Atl (10/16)	0/0			Inactive (thumb)									
at Ariz (10/23)	0/0			Inactive (knee)									
Totals	**3/0**	**1**	**0**	**1**	**0.0**	**0.0**	**0**	**0**	**0**	**0**	**0**	**0**	**0**

92 JOHN JENKINS
DEFENSIVE TACKLE

Height	6-4
Weight	343
College	Georgia
Seasons	NFL 4th, Seahawks 1st
Born	July 11, 1989
Hometown	Meriden, Conn.

NFL TRANSACTIONS:

04/26/13: Drafted by New Orleans (3rd round, 82nd)
12/27/14: Placed on IR (abdomen)
11/08/16: Waived by New Orleans

NFL CAREER HIGHLIGHTS:

- Started 22 of 49 games with New Orleans from 2013-16.
- Posted a career-high 66 tackles in 2015.
- Totaled a career-best 11 tackles vs. Tennessee on November 8, 2015, which included half of a sack.
- Was placed on injured reserve December 27, 2014, before the season finale with an abdomen injury.

COLLEGE: Started 20 of 37 career games at nose guard in two seasons for the Bulldogs, totaling 78 tackles (36 solo), four sacks and eight stops for loss. Also added one interception, one pass defensed, one forced fumble and two fumble recoveries. Started all 13 games played as a senior and finished with 50 tackles, a sack, fumble recovery and a pass defensed. Named team's Defensive Co-MVP and to Phil Steele's All-SEC second team. Received team's Newcomer of the Year Award after appearing in all 14 games at Georgia in 2011. Played two seasons at Mississippi Gulf Coast Community College (2009-10). Also saw some time on offense as a freshman, carrying six times for 41 yards and a TD. As a sophomore, named a four-star player by multiple outlets and the sixth-best junior college player in the nation by Scout.com as he started all 10 games and recorded 41 tackles and 2.0 sacks. Registered 3.0 sacks as a freshman.

PERSONAL: Attended Francis T. Maloney (Meriden, Conn.) High School. Played tackle, defensive end and fullback in short-yardage situations. Named to the All-Central Connecticut South League squad as a senior. Also competed as a forward on the basketball team where, as a junior, helped the Spartans capture the South League title after finishing with a 27-1 record, ranked third in the state's final poll. Majored in child and family development.

JENKINS' NFL RECORD

			Tackles			Sacks		Interceptions								
	Club	G/S	Tkl	So	Ast	QB	Yds	No	Yds	Avg	LG	TD	PD	FF	FR	Yds
2013	New Orleans	16/5	29	15	14	0.0	0.0	0	0	0.0	0	0	0	0	0	0
2014	New Orleans	12/4	41	24	17	1.0	6.0	0	0	0.0	0	0	0	0	0	0
2015	New Orleans	14/12	66	32	34	0.5	2.5	0	0	0.0	0	0	1	1	1	0
2016	New Orleans	7/1	0	0	0	0.0	0.0	0	0	0.0	0	0	0	0	0	0
	Seattle	2/0	3	0	3	0.0	0.0	0	0	0.0	0	0	0	0	0	0
NFL TOTALS		**51/22**	**139**	**71**	**68**	**1.5**	**8.5**	**0**	**0**	**0.0**	**0**	**0**	**1**	**1**	**1**	**0**

POSTSEASON

			Tackles			Sacks		Interceptions								
	Club	G/S	Tkl	So	Ast	QB	Yds	No	Yds	Avg	LG	TD	PD	FF	FR	Yds
2013	New Orleans	2/0	7	4	3	1.0	0.0	0	0	0.0	0	0	0	0	0	0
NFL TOTALS		**2/0**	**7**	**4**	**3**	**1.0**	**0.0**	**0**	**0**	**0.0**	**0**	**0**	**0**	**0**	**0**	**0**

JENKINS' SINGLE-GAME HIGHS

Tackles: 11 vs. Tennessee (11/8/15)
Sacks: 1 at Chicago (12/15/14)
INT: None
FF: 1 at Atlanta (1/3/16)
FR: 1 at Atlanta (1/3/16)

JENKINS' 2016 SEASON

Waived by New Orleans November 8. Signed with the Seahawks November 15. **Phi (11/20):** Saw action in first game after signing with Seattle and assisted on three tackles. **Car (12/4):** Inactive. **at GB (12/11):** Inactive.

JENKINS' 2016 GAME-BY-GAME

Game	G/S	T	S	A	QB	Yds.	QH	Int.	Yds.	PD	FF	FR	Yds.
With New Orleans													
Oak (9/11)	1/0	3	2	1	0.0	0.0	0	0	0	0	0	0	0
TB (9/18)	1/0	2	1	1	0.0	0.0	0	0	0	0	0	0	0
Atl (9/26)	1/1	1	0	1	0.0	0.0	0	0	0	0	0	0	0
at SD (10/2)	1/0	0	0	0	0.0	0.0	0	0	0	0	0	0	0
Car (10/16)	1/0	3	2	1	0.0	0.0	0	0	0	0	0	0	0
at KC (10/23)	1/0	2	2	0	0.0	0.0	0	0	0	0	0	0	0
Sea (10/30)	1/0	1	1	0	0.0	0.0	0	0	0	0	0	0	0
at SF (11/6)				Inactive									
With Seattle													
Phi (11/20)	1/0	3	0	3	0.0	0.0	0	0	0	0	0	0	0
at TB (11/27)	1/0	0	0	0	0.0	0.0	0	0	0	0	0	0	0
Car (12/4)				Inactive									
at GB (12/11)				Inactive									
NFL Totals	**9/1**	**15**	**8**	**7**	**0.0**	**0.0**	**0**	**0**	**0**	**0**	**0**	**0**	**0**
Seattle Totals	**2/0**	**3**	**0**	**3**	**0.0**	**0.0**	**0**	**0**	**0**	**0**	**0**	**0**	**0**



15 JERMAINE KEARSE
WIDE RECEIVER

Height	6-1
Weight	209
College	Washington
Seasons	NFL 5th, Seahawks 5th
Born	February 6, 1990
Hometown	Lakewood, Wash.

KEARSE'S NFL RECORD

Year	Club	G/S	No	Yds	Avg	LG	TD
2012	Seattle	7/1	3	31	10.3	17	0
2013	Seattle	15/5	22	346	15.7	43t	4
2014	Seattle	15/14	38	537	14.1	60	1
2015	Seattle	16/16	49	685	14.0	50	5
2016	Seattle	13/12	35	429	12.3	31	0
NFL TOTALS		**66/48**	**147**	**2,028**	**13.8**	**60**	**10**

POSTSEASON

Year	Club	G/S	No	Yds	Avg	LG	TD
2012	Seattle	2/0	0	0	0.0	0	0
2013	Seattle	3/1	7	134	19.1	35t	2
2014	Seattle	3/3	7	209	29.9	63t	2
2015	Seattle	2/2	14	128	9.1	17	2
NFL TOTALS		**10/6**	**28**	**479**	**17.1**	**63t**	**6**

KEARSE'S SINGLE-GAME HIGHS

Most Rec.: 8, at St. Louis (9/13/15)
Most Yards: 110 vs. Cleveland (12/20/15)
Most TDs: 2 vs. Pittsburgh (11/29/15)
Longest Reception: 60, vs. N.Y. Giants (11/9/14)

ADDITIONAL STATS

Rushing: 2014 (2 attempts for 15 yards, long of 11); **Career** (2 attempts for 15 yards, long of 11).
Special Teams Tackles: 2012 (3), 2013 (5, blocked punt), 2014 (2, FF), 2015 (3); **Career** (13, FF, blocked punt).
Kickoff Returns: 2013 (13 returns for 283 yards, 21.8 avg., long of 40)
Postseason Special Teams Tackles: 2012 (1); **Career** (1).

KEARSE'S 2016 SEASON

at LA (9/18): Did not start when team opened in 3-TE set. **at NO (10/30):** Tied for team lead with four receptions and totaled 57 yards.

GAME-BY-GAME RECEIVING

2012	Opponent	No	Yds	Avg	LG	TD
Games 1-8		Practice Squad				
11/4	Min	1	6	6.0	6	0
11/11	NYJ	0	0	0.0	0	0
11/25	at Mia	1	8	8.0	8	0
12/2	at Chi		Inactive			
12/9	Ari	0	0	0.0	0	0
12/16	at Buf	0	0	0.0	0	0
12/23	SF	1	17	17.0	17	0
12/30	Ari	0	0	0.0	0	0
TOTALS (7/1)		**3**	**31**	**10.3**	**17**	**0**
1/6	at Was	0	0	0.0	0	0
1/13	at Atl	0	0	0.0	0	0
PLAYOFFS (2/0)		**0**	**0**	**0**	**0**	**0**

2013	Opponent	No	Yds	Avg	LG	TD
9/8	at Carolina	2	49	24.5	43t	1
9/15	San Francisco	0	0	0.0	0	0
9/22	Jacksonville	1	17	17.0	17	0
9/29	at Houston	0	0	0.0	0	0
10/6	at Indianapolis	1	28	28.0	28t	1
10/13	Tennessee	3	17	5.7	11	0
10/17	at Arizona	1	17	17.0	17	0
10/28	at St. Louis	0	0	0.0	0	0
11/3	Tampa Bay	2	43	21.5	27	1
11/10	at Atlanta	3	75	25.0	43t	1
11/17	Minnesota	0	0	0.0	0	0
12/2	New Orleans	2	26	13.0	19	0
12/8	at San Francisco	2	15	7.5	9	0
12/15	at N.Y. Giants	2	21	10.5	13	0
12/22	Arizona	3	38	12.7	18	0
12/29	St. Louis	Did Not Play (ankle)				
TOTALS (15/5)		**22**	**346**	**15.7**	**43t**	**4**
1/11	New Orleans	1	25	25.0	25	0
1/19	San Francisco	2	44	22.0	35t	1
2/2	Denver	4	65	16.3	24	1
PLAYOFFS (3/1)		**7**	**134**	**19.1**	**35t**	**2**

2014	Opponent	No	Yds	Avg	LG	TD
9/04	Green Bay	1	8	8.0	8	0
9/14	at San Diego	4	61	15.3	30	0
9/21	Denver	2	22	11.0	12	0
10/06	at Washington	1	15	15.0	15t	1
10/12	Dallas	3	62	20.7	53	0
10/19	at St. Louis	3	50	16.7	29	0
10/26	at Carolina	2	15	7.5	12	0
11/02	Oakland	1	4	4.0	4	0
11/09	N.Y. Giants	3	70	23.3	60	0
11/16	at Kansas City	5	54	10.8	24	0
11/23	Arizona	1	19	19.0	19	0
11/27	at San Francisco	3	34	11.3	17	0
12/07	at Philadelphia	3	37	12.3	20	0
12/14	San Francisco	5	78	15.6	47	0
12/21	at Arizona	1	8	8.0	8	0
12/28	St. Louis	Inactive (hamstring)				
TOTALS (15/14)		**38**	**537**	**14.1**	**60**	**1**
1/10	Carolina	3	129	43.0	63t	1
1/18	Green Bay	1	35	35.0	35t	1
2/1	New England	3	45	15.0	33	0
PLAYOFFS (3/3)		**7**	**209**	**29.9**	**63t**	**2**

2015	Opponent	No	Yds	Avg	LG	TD
9/13	at St. Louis	8	76	9.5	23	0
9/20	at Green Bay	0	0	0.0	0	0
9/27	Chicago	6	76	12.7	22	0
10/5	Detroit	2	84	42.0	50	0
10/11	at Cincinnati	2	38	19.0	30t	1
10/18	Carolina	0	0	0.0	0	0
10/22	at San Francisco	3	64	21.3	36	0
11/1	at Dallas	0	0	0.0	0	0
11/15	Arizona	1	10	10.0	10	0
11/22	San Francisco	3	34	11.3	18	0
11/29	Pittsburgh	4	47	11.8	22	2
12/6	at Minnesota	0	0	0.0	0	0
12/13	at Baltimore	7	74	10.6	20	0
12/20	Cleveland	7	110	15.7	39	0
12/27	St. Louis	3	38	12.7	18t	1
1/3	at Arizona	3	34	11.3	24t	1
TOTALS (16/16)		**49**	**685**	**14.0**	**50**	**5**
1/10	at Minnesota	3	18	6.0	8	0
1/17	at Carolina	11	110	10.0	17	2
PLAYOFF TOTALS (2/2)		**14**	**128**	**9.1**	**17**	**2**

2016	Opponent	No	Yds	Avg	LG	TD
9/11	Miami	5	57	11.4	24	0
9/18	at L.A.	2	11	5.5	9	0
9/25	San Francisco	2	11	5.5	9	0
10/2	at N.Y. Jets	3	23	7.7	10	0
10/16	Atlanta	3	35	11.7	16	0
10/23	at Arizona	3	51	17.0	31	0
10/30	at New Orleans	4	57	14.3	23	0
11/7	Buffalo	2	36	18.0	20	0
11/13	at New England	2	26	13.0	20	0
11/20	Philadelphia	2	29	14.5	17	0
11/27	at Tampa Bay	1	18	18.0	18	0
12/4	Carolina	5	68	13.6	31	0
12/11	at Green Bay	1	7	7.0	7	0
TOTALS (13/12)		**35**	**429**	**12.3**	**31**	**0**

20 JEREMY LANE
CORNERBACK

Height	6-0
Weight	190
College	Northwestern St. (La.)
Seasons	NFL 5th, Seahawks 5th
Born	July 14, 1990
Hometown	Tyler, Texas

LANE'S NFL RECORD

			Tackles			Sacks		Interceptions								
	Club	G/S	Tkl	So	Ast	QB	Yds	No	Yds	Avg	LG	TD	PD	FF	FR	Yds
2012	Seattle	13/3	10	5	5	0.0	0.0	0	0	0.0	0	0	0	0	0	0
2013	Seattle	15/0	12	9	3	0.0	0.0	0	0	0.0	0	0	4	0	0	0
2014	Seattle	7/1	12	8	4	0.0	0.0	0	0	0.0	0	0	3	1	0	0
2015	Seattle	6/2	11	10	1	0.0	0.0	2	60	30.0	54	0	6	0	0	0
2016	Seattle	13/7	38	28	10	0.0	0.0	0	0	0.0	0	0	2	0	0	0
NFL TOTALS		**54/13**	**83**	**60**	**23**	**0.0**	**0.0**	**2**	**60**	**30.0**	**54**	**0**	**15**	**1**	**0**	**0**

POSTSEASON

			Tackles			Sacks		Interceptions								
	Club	G/S	Tkl	So	Ast	QB	Yds	No	Yds	Avg	LG	TD	PD	FF	FR	Yds
2012	Seattle	2/0	Special Teams Only													
2013	Seattle	3/0	1	1	0	0.0	0.0	0	0	0.0	0	0	0	0	0	0
2014	Seattle	3/0	7	5	2	0.0	0.0	1	14	14.0	14	0	1	0	0	0
2015	Seattle	2/1	4	2	2	0.0	0.0	0	0	0.0	0	0	1	0	0	0
NFL TOTALS		**10/1**	**12**	**8**	**4**	**0.0**	**0.0**	**1**	**14**	**14.0**	**14**	**0**	**2**	**0**	**0**	**0**

LANE'S SINGLE-GAME HIGHS

Tackles: 7 at Arizona (10/23/16)
Sacks: None
Int.: 1, 2 Times, Last at Arizona (1/3/16)
FF: 1 vs. Arizona (11/23/14)
FR: None

ADDITIONAL STATS

Special Teams Tackles: 2012 (5), 2013 (13), 2014 (1), 2015 (1), 2016 (2); **Career:** (22).
Postseason Special Teams Tackles: 2012 (2), 2013 (3), 2014 (3), 2015 (0); **Career:** (8).

LANE'S 2016 SEASON

at Ariz (10/23): Set a career high with seven tackles (6 solo). **at NE (11/13):** Started when team opened in nickel. **Phi (11/20):** Filled in for DeShawn Shead after he left the game in the first half with a hamstring injury. **at TB (11/27):** Started in place of DeShawn Shead (hamstring).

LANE'S 2016 GAME-BY-GAME

Game	G/S	T	S	A	QB	Yds.	QH	Int.	Yds.	PD	FF	FR	Yds.
Miami (9/11)	1/1	3	2	1	0.0	0.0	0	0	0	1	0	0	0
at L.A. (9/18)	1/0	1	1	0	0.0	0.0	0	0	0	0	0	0	0
SF (9/25)	1/1	4	3	1	0.0	0.0	0	0	0	0	0	0	0
at NYJ (10/2)	1/1	4	3	1	0.0	0.0	0	0	0	0	0	0	0
Atl (10/16)	1/1	2	1	1	0.0	0.0	0	0	0	0	0	0	0
at Ariz (10/23)	1/0	7	6	1	0.0	0.0	0	0	0	1	0	0	0
at NO (10/30)	1/0	2	2	0	0.0	0.0	0	0	0	0	0	0	0
Buf (11/7)	1/0	3	2	1	0.0	0.0	0	0	0	0	0	0	0
at NE (11/13)	1/1	0	0	0	0.0	0.0	0	0	0	0	0	0	0
Phi (11/20)	1/0	6	5	1	0.0	0.0	0	0	0	0	0	0	0
at TB (11/27)	1/1	3	2	1	0.0	0.0	0	0	0	0	0	0	0
Car (12/4)	1/0	1	0	1	0.0	0.0	0	0	0	0	0	0	0
at GB (12/11)	1/1	2	1	1	0.0	0.0	0	0	0	0	0	0	0
Totals	**13/7**	**38**	**28**	**10**	**0.0**	**0.0**	**0**	**0**	**0**	**2**	**0**	**0**	**0**

16 TYLER LOCKETT
WIDE RECEIVER

Height	5-10
Weight	182
College	Penn State
Seasons	NFL 2nd, Seahawks 2nd
Born	September 28, 1992
Hometown	Tulsa, Okla.

LOCKETT'S NFL RECORD

Year	Club	G/S	No	Yds	Avg	LG	TD
2015	Seattle	16/8	51	664	13.0	49t	6
2016	Seattle	13/7	32	429	13.4	53	0
NFL TOTALS		**29/15**	**83**	**1,093**	**13.2**	**53**	**6**

			-------Kickoff Returns-------					----------Punt Returns---------				
Year	Club	G/S	No	Yds	Avg	LG	TD	No	Yds	Avg	LG	TD
2015	Seattle	16/8	33	852	25.8	105t	1	40	379	9.5	66	1
2016	Seattle	13/7	20	530	26.5	46	0	25	220	8.8	62	0
NFL TOTALS		**29/15**	**53**	**1,382**	**26.1**	**105t**	**1**	**65**	**599**	**9.2**	**66**	**1**

POSTSEASON

Year	Club	G/S	No	Yds	Avg	LG	TD
2015	Seattle	2/0	4	110	27.5	35	1
NFL TOTALS		**2/0**	**4**	**110**	**27.5**	**35**	**1**

			-------Kickoff Returns-------					----------Punt Returns---------				
Year	Club	G/S	No	Yds	Avg	LG	TD	No	Yds	Avg	LG	TD
2015	Seattle	2/0	4	104	26.0	50	0	4	18	4.5	8	0
NFL TOTALS		**2/0**	**4**	**104**	**26.0**	**50**	**0**	**4**	**18**	**4.5**	**8**	**0**

LOCKETT'S SINGLE-GAME HIGHS

Most Rec.: 7 at Minnesota (12/6/15)
Most Yards: 104 at Baltimore (12/13/15)
Most TDs: 2, 2 Times, Last at Baltimore (12/13/15)
Longest Rec.: 53 at L.A. (9/18/16)

ADDITIONAL STATS

Rushing: 2015: (Rushed 5 times for 20 yards, 4.0 avg., with a long of 8.), 2016: (Rushed 6 times for 114 yards, 19.0 avg, with a long of 75 and 1 TD); Career: (Rushed 11 times for 134 yards, 12.2 avg, with a long of 75 and 1 TD).

LOCKETT'S 2016 SEASON

at LA (9/18): Led team with four receptions and 99 yards. Left the game in the second quarter with a knee injury, but returned in the fourth quarter and had a career-long 53-yard reception. **Car (12/4):** Had a career-long 75 yard rush resulting in first-career rushing TD on the first play of the second half. Also had a season-best five receptions for 63 yards with a long of 40. Had a season-long 46-yard kickoff return that set up a Thomas Rawls TD run two plays later.

GAME-BY-GAME RECEIVING

2015	Opponent	No	Yds	Avg	LG	TD
9/13	at St. Louis	4	34	8.5	12	0
9/20	at Green Bay	2	17	8.5	17	0
9/27	Chicago	0	0	0.0	0	0
10/5	Detroit	4	58	14.5	23	0
10/11	at Cincinnati	2	29	14.5	22	0
10/18	Carolina	0	0	0.0	0	0
10/22	at San Francisco	5	79	15.8	43t	1
11/1	at Dallas	3	36	12.0	16	0
11/15	Arizona	1	7	7.0	7	0
11/22	San Francisco	4	48	12.0	24t	2
11/29	Pittsburgh	3	38	12.7	16	0
12/6	at Minnesota	7	90	12.9	29	0
12/13	at Baltimore	6	104	17.3	49t	2
12/20	Cleveland	5	55	11.0	27t	1
12/27	St. Louis	3	33	11.0	16	0
1/3	at Arizona	2	36	18.0	36	0
TOTALS (16/8)		**51**	**664**	**13.0**	**49t**	**6**
1/10	at Minnesota	1	35	35.0	35	0
1/17	at Carolina	3	75	25.0	33t	1
PLAYOFF TOTALS (2/0)		**4**	**110**	**27.5**	**35**	**1**

2016	Opponent	No	Yds	Avg	LG	TD
9/11	Miami	3	17	5.7	6	0
9/18	at L.A.	4	99	24.8	53	0
9/25	San Francisco	0	0	0.0	0	0
10/2	at N.Y. Jets	1	13	13.0	13	0
10/16	Atlanta	3	23	7.7	10	0
10/23	at Arizona	2	13	6.5	8	0
10/30	at New Orleans	4	32	8.0	10	0
11/7	Buffalo	1	17	17.0	17	0
11/13	at New England	3	72	24.0	36	0
11/20	Philadelphia	2	39	19.5	30	0
11/27	at Tampa Bay	0	0	0.0	0	0
12/4	Carolina	5	63	12.6	40	0
12/11	at Green Bay	4	41	10.3	15	0
TOTALS (13/7)		**32**	**429**	**13.4**	**53**	**0**



33 KELCIE McCRAY
SAFETY

Height	6-2
Weight	202
College	Arkansas State
Seasons	NFL 5th, Seahawks 2nd
Born	September 21, 1988
Hometown	Columbus, Ga.

McCRAY'S NFL RECORD

			Tackles			Sacks		Interceptions								
	Club	G/S	Tkl	So	Ast	QB	Yds	No	Yds	Avg	LG	TD	PD	FF	FR	Yds
2012	Miami	Injured Reserve														
2013	Miami	4/0	0	0	0	0.0	0.0	0	0	0.0	0	0	0	0	0	0
	Tampa Bay	11/0	7	3	4	0.0	0.0	0	0	0.0	0	0	1	0	1	0
2014	Kansas City	16/0	3	2	1	0.0	0.0	0	0	0.0	0	0	0	0	0	0
2015	Seattle	16/3	25	16	9	0.0	0.0	0	0	0.0	0	0	2	0	0	0
2016	Seattle	13/4	32	20	12	0.0	0.0	0	0	0.0	0	0	1	0	0	0
NFL TOTALS		**60/7**	**67**	**41**	**26**	**0.0**	**0.0**	**0**	**0**	**0.0**	**0**	**0**	**4**	**0**	**1**	**0**

POSTSEASON

			Tackles			Sacks		Interceptions								
	Club	G/S	Tkl	So	Ast	QB	Yds	No	Yds	Avg	LG	TD	PD	FF	FR	Yds
2015	Seattle	2/1	0	0	0	0.0	0.0	0	0	0.0	0	0	0	0	0	0
NFL TOTALS		**2/1**	**0**	**0**	**0**	**0.0**	**0.0**	**0**	**0**	**0.0**	**0**	**0**	**0**	**0**	**0**	**0**

McCRAY'S SINGLE-GAME HIGHS

Tackles: 13 vs. Buffalo (11/7/16)
Sacks: None
Int.: None
FF: None
FR: 1 at Detroit (11/24/13)

ADDITIONAL STATS

Special Teams Tackles: 2013 (5); 2014 (8); 2015 (12), 2016 (3); **Career:** (28).
Postseason: 2015 (1); **Career:** (1).

McCRAY'S 2016 SEASON

Atl (10/16): Started at SS in place of Kam Chancellor (groin) and had three tackles. **at Ariz (10/23):** Started at SS and had season high six tackles (5 solo), including a game-saving tackle in OT at the Seahawks 5-yard line. **at NO (10/30):** Started third-straight game and tied a career high with 10 tackles (6 solo). **Buf (11/7):** Set career high with 13 tackles (8 solo). **Phi (11/20):** Saw action for one play at SS and on special teams.

McCRAY'S 2016 GAME-BY-GAME

Game	G/S	T	S	A	QB	Yds.	QH	Int.	Yds.	PD	FF	FR	Yds.
Games 1-4	4/0	Special Teams Only											
Atl (10/16)	1/1	3	1	2	0.0	0.0	0	0	0	0	0	0	0
at Ariz (10/23)	1/1	6	5	1	0.0	0.0	0	0	0	0	0	0	0
at NO (10/30)	1/1	10	6	4	0.0	0.0	0	0	0	0	0	0	0
Buf (11/7)	1/1	13	8	5	0.0	0.0	0	0	0	1	0	0	0
at NE (11/13)	1/0	Special Teams Only											
Phi (11/20)	1/0	0	0	0	0.0	0.0	0	0	0	0	0	0	0
at TB (11/27)	1/0	Special Teams Only											
Car (12/4)	1/0	0	0	0	0.0	0.0	0	0	0	0	0	0	0
at GB (12/11	1/0	Special Teams Only											
Totals	**13/4**	**32**	**20**	**12**	**0.0**	**0.0**	**0**	**0**	**0**	**1**	**0**	**0**	**0**

93 TONY McDANIEL
DEFENSIVE TACKLE

Height	6-7
Weight	305
College	Tennessee
Seasons	NFL 11th, Seahawks 3rd
Born	January 20, 1985
Hometown	Columbia, S.C.

NFL TRANSACTIONS:

04/30/06: Signed with Jacksonville as undrafted FA
03/20/09: Traded by Jacksonville to Miami
04/03/12: Signed with Seattle as UFA
08/11/15: Signed with Tampa Bay as UFA
08/16/16: Signed with Seattle as UFA

NFL CAREER HIGHLIGHTS:

- Recorded 31 tackles (16 solo) in 16 games played with 14 starts in 2014.
- In his first season in Seattle, led all defensive linemen with a career-high 52 tackles (23 solo) and added 2.0 sacks and one fumble recovery in 16 games played with 15 starts. Played in all three postseason games with two starts and tallied four tackles (three solo).
- Originally signed by Jacksonville as an undrafted rookie free agent on April 30, 2006, where he spent three seasons. Traded to Miami on March 20, 2009 and played four seasons with the Dolphins.
- Posted a career-high 36 tackles (30 solo) and 2.5 sacks in 2010, playing in 15 games with one start. Tied sacks-high the following year in 2011.
- Recorded a career-high 10 tackles (nine solo) vs. Tennessee (11/5/06).
- Ended 2007 and 2008 seasons on injured reserve (wrist and toe, respectively).

COLLEGE: Three-year letterman as a defensive tackle at Tennessee and left school following his junior season. Collected 33 career tackles, six for a loss, and one sack. Played in nine games as a junior and finished with 13 tackles. Appeared in 13 games with one start as a sophomore and played in 11 games as a true freshman.

PERSONAL: Attended W.J. Keenan High in Columbia, S.C. Earned All-State honors as a senior, recording nearly 100 tackles and 15 sacks as a senior. Majored in arts and sciences. Has two sons, Ataeous and Anthony.

McDANIEL'S NFL RECORD

			Tackles			Sacks		Interceptions								
Club	G/S	Tkl	So	Ast	QB	Yds	No	Yds	Avg	LG	TD	PD	FF	FR	Yds
2006 Jacksonville	11/0	21	15	6	1.0	7.5	0	0	0.0	0	0	0	0	0	0
2007 Jacksonville	4/0	4	4	0	0.0	0.0	0	0	0.0	0	0	0	0	0	0
2008 Jacksonville	10/3	22	15	7	0.5	4.0	0	0	0.0	0	0	0	0	0	0
2009 Miami	16/0	16	13	3	1.5	16.5	0	0	0.0	0	0	1	0	0	0
2010 Miami	15/1	36	30	6	2.5	11.5	0	0	0.0	0	0	3	0	0	0
2011 Miami	12/1	19	13	6	2.5	12.5	0	0	0.0	0	0	2	0	0	0
2012 Miami	11/0	11	6	5	0.5	3.0	0	0	0.0	0	0	1	0	1	0
2013 Seattle	16/15	52	23	29	2.0	16.0	0	0	0.0	0	0	1	0	1	0
2014 Seattle	16/14	31	16	15	0.0	0.0	0	0	0.0	0	0	1	0	0	0
2015 Tampa Bay	14/3	25	13	12	1.0	6.0	0	0	0.0	0	0	1	0	0	0
2016 Seattle	13/10	39	16	23	0.0	0.0	0	0	0.0	0	0	2	0	1	0
NFL TOTALS	**138/47**	**276**	**164**	**112**	**11.5**	**77.0**	**0**	**0**	**0.0**	**0**	**0**	**12**	**0**	**3**	**0**

POSTSEASON

		Tackles			Sacks		Interceptions								
Club	G/S	Tkl	So	Ast	QB	Yds	No	Yds	Avg	LG	TD	PD	FF	FR	Yds
2013 Seattle	3/2	4	3	1	0.0	0.0	0	0	0.0	0	0	1	0	0	0
2014 Seattle	3/3	10	1	9	0.0	0.0	0	0	0.0	0	0	1	0	1	0
NFL TOTALS	**6/5**	**14**	**4**	**10**	**0.0**	**0.0**	**0**	**0**	**0.0**	**0**	**0**	**2**	**0**	**1**	**0**

McDANIEL'S SINGLE-GAME HIGHS

Tackles: 10 vs. Tennessee (11/5/06)
Sacks: 1.5 at Buffalo (11/29/9)
Int.: None
FF: None
FR: 1, 3 Times, Last vs. Atlanta (10/16/16)

McDANIEL'S 2016 SEASON

at NYJ (10/2): Started at DT in place of Jarran Reed (hip). **Atl (10/16):** Had a fumble recovery at the Falcons' 9-yard line that set up a Seahawks TD on the following play.

McDANIEL'S 2016 GAME-BY-GAME

Game	G/S	T	S	A	QB	Yds.	QH	Int.	Yds.	PD	FF	FR	Yds.
Miami (9/11)	1/0	2	0	2	0.0	0.0	0	0	0	0	0	0	0
at L.A. (9/18)	1/0	1	1	0	0.0	0.0	0	0	0	1	0	0	0
SF (9/25)	1/0	2	0	2	0.0	0.0	0	0	0	0	0	0	0
at NYJ (10/2)	1/1	4	0	4	0.0	0.0	0	0	0	0	0	0	0
Atl (10/16)	1/1	3	1	2	0.0	0.0	0	0	0	0	0	1	0
at Ariz (10/23)	1/1	3	3	0	0.0	0.0	0	0	0	0	0	0	0
at NO (10/30)	1/1	5	2	3	0.0	0.0	0	0	0	0	0	0	0
Buf (11/7)	1/1	1	0	1	0.0	0.0	0	0	0	0	0	0	0
at NE (11/13)	1/1	6	1	5	0.0	0.0	0	0	0	0	0	0	0
Phi (11/20)	1/1	0	0	0	0.0	0.0	0	0	0	1	0	0	0
at TB (11/27)	1/1	5	4	1	0.0	0.0	0	0	0	0	0	0	0
Car (12/4)	1/1	1	0	1	0.0	0.0	1	0	0	0	0	0	0
at GB (12/11)	1/1	6	4	2	0.0	0.0	0	0	0	0	0	0	0
Totals	**13/10**	**39**	**16**	**23**	**0.0**	**0.0**	**1**	**0**	**0**	**2**	**0**	**1**	**0**

41 DEWEY McDONALD
LINEBACKER

Height	6-0
Weight	220
College	California (Pa.)
Seasons	NFL 3rd, Seahawks 1st
Born	June 10, 1990
Hometown	Ranson, West Va.

NFL TRANSACTIONS:

05/12/14: Signed with Indianapolis as undrafted FA
08/30/14: Waived by Indianapolis
09/01/14: Signed to Indianapolis PS
09/29/14: Signed to Indianapolis active roster
10/27/15: Waived by Indianapolis
10/28/15: Claimed by New England
11/12/15: Waived by New England
12/02/15: Signed to Oaklands PS
12/29/15: Signed to Oakland active roster
09/03/16: Traded by Oakland to Seattle

NFL CAREER HIGHLIGHTS:

- Has seen action in 15 career games between 2014-15 with Indianapolis (13), New England (1) and Oakland (1). Played in three total games with three different teams in 2015.
- Totaled 13 special teams tackles in 15 games played from 2014-15. Ranked second for the Colts in 2014 with 13 special teams tackles.
- Saw action in three postseason contests for Indianapolis in 2014 and totaled two special teams stops.

COLLEGE: Started at Fairmont State before transferring to California University (Pa.). Tallied a career-best 89 tackles, six tackles for loss, three interceptions (all returned for TDs) and eight passes defensed at California. Named a Don Hansen All-American third-team choice, *D2football.com* All-American honorable mention selection, Don Hansen first-team All-Super Region One choice, first-team All-Daktronics Super Region One selection and first-team PSAC West choice.

PERSONAL: Attended Jefferson High School in Shenandoah Junction, West Va., where he was a three-time all-conference and all-area pick. Named the *Martinsburg Journal* Defensive Player of the Year as a junior. Recorded 17 interceptions and more than 1,500 yards and 22 TDs during high school career. Won state championships in the high jump, long jump and as a member of the 4x100 relay.

McDONALD'S NFL RECORD

			Tackles			Sacks		Interceptions								
	Club	G/S	Tkl	So	Ast	QB	Yds	No	Yds	Avg	LG	TD	PD	FF	FR	Yds
2014	Indianapolis	12/0	0	0	0	0.0	0.0	0	0	0.0	0	0	0	0	0	0
2015	Indianapolis	1/0	1	0	1	0.0	0.0	0	0	0.0	0	0	0	0	0	0
	New England	1/0	0	0	0	0.0	0.0	0	0	0.0	0	0	0	0	0	0
	Oakland	1/0	0	0	0	0.0	0.0	0	0	0.0	0	0	0	0	0	0
2016	Seattle	11/0	0	0	0	0.0	0.0	0	0	0.0	0	0	0	0	0	0
NFL TOTALS		**26/0**	**1**	**0**	**1**	**0.0**	**0.0**	**0**	**0**	**0.0**	**0**	**0**	**0**	**0**	**0**	**0**

POSTSEASON

			Tackles			Sacks		Interceptions								
	Club	G/S	Tkl	So	Ast	QB	Yds	No	Yds	Avg	LG	TD	PD	FF	FR	Yds
2014	Indianapolis	3/0	0	0	0	0.0	0.0	0	0	0.0	0	0	0	0	0	0
NFL TOTALS		**3/0**	**0**	**0**	**0**	**0.0**	**0.0**	**0**	**0**	**0.0**	**0**	**0**	**0**	**0**	**0**	**0**

McDONALD'S SINGLE-GAME HIGHS

Tackles: 1 vs. New Orleans (10/25/15)
Sacks: None
Int.: None
FF: None
FR: None

ADDITIONAL STATS

Special Teams Tackles: 2014 (13), 2015 (0), 2016 (6); **Career:** 19.

McDONALD'S 2016 SEASON

Mia (9/11): Inactive. **at LA (9/18):** Inactive. **SF (9/25):** Active for first time of the season and saw action on special teams. **at NYJ (10/2):** Saw action on special teams. **at NO (10/30):** Saw action on special teams. **Buf (11/7):** Saw action on special teams. **at NE (11/13):** Saw action on special teams and had a tackle.

McDONALD'S 2016 GAME-BY-GAME

Game	G/S	T	S	A	QB	Yds.	QH	Int.	Yds.	PD	FF	FR	Yds.
Games 1-2	0/0			Inactive									
Games 3-13	11/0			Special Teams Only									
Totals	**11/0**	**0**	**0**	**0**	**0.0**	**0.0**	**0**	**0**	**0**	**0**	**0**	**0**	**0**

19 TANNER McEVOY
WIDE RECEIVER

Height	6-6
Weight	230
College	Wisconsin
Seasons	Rookie
Born	January 26, 1993
Hometown	Hillsdale, N.J.

McEVOY'S 2016 SEASON

Mia (9/11): Saw first-career action. **at LA (9/18):** Inactive. **SF (9/25):** Saw action at WR but did not have a reception. **at NYJ (10/2):** Had first-career reception - a 42-yard TD. **at Ariz (10/23):** Created the Seahawks only score in regulation after blocking a punt with 4:44 remaining in the game. Was recovered at the Cardinals 27-yard line and led to a game-tying FG. **at NO (10/30):** Saw action at WR, but the former Wisconsin QB had a 43-yard double pass completion to C.J. Prosise to the Saints' 2-yard line setting up a Christine Michael TD run on the next play. **at GB (12/11):** Had a career-high three reception for 41 yards and a 21-yard TD.

2016	Opponent	No	Yds	Avg	LG	TD
9/11	Miami	0	0	0.0	0	0
9/18	at L.A.	Inactive				
9/25	San Francisco	0	0	0.0	0	0
10/2	at N.Y. Jets	1	42	42.0	42t	1
10/16	Atlanta	1	17	17.0	17	0
10/23	at Arizona	1	10	10.0	10	0
10/30	at New Orleans	0	0	0.0	0	0
11/7	Buffalo	0	0	0.0	0	0
11/13	at New England	Inactive				
11/20	Philadelphia	0	0	0.0	0	0
11/27	at Tampa Bay	0	0	0.0	0	0
12/4	Carolina	1	14	14.0	14	0
12/11	at Green Bay	3	41	13.7	21t	1
TOTALS (11/0)		**7**	**124**	**17.7**	**42t**	**2**

Additional Stats: Special Teams - Blocked punt 1. **Passing -** (1/1 - 43 yards).



91 CASSIUS MARSH
DEFENSIVE END/LINEBACKER

Height	6-4
Weight	245
College	UCLA
Seasons	NFL 3rd, Seahawks 3rd
Born	July 7, 1992
Hometown	Simi Valley, Calif.

MARSH'S NFL RECORD

			Tackles			Sacks		Interceptions								
	Club	G/S	Tkl	So	Ast	QB	Yds	No	Yds	Avg	LG	TD	PD	FF	FR	Yds
2014	Seattle	5/0	5	1	4	0.0	0.0	0	0	0.0	0	0	0	0	0	0
2015	Seattle	16/0	18	12	6	0.0	0.0	0	0	0.0	0	0	0	0	0	0
2016	Seattle	13/1	13	9	4	2.0	22.0	0	0	0.0	0	0	0	1	1	0
NFL TOTALS		**34/1**	**36**	**22**	**14**	**2.0**	**22.0**	**0**	**0**	**0.0**	**0**	**0**	**0**	**1**	**1**	**0**

POSTSEASON

			Tackles			Sacks		Interceptions								
	Club	G/S	Tkl	So	Ast	QB	Yds	No	Yds	Avg	LG	TD	PD	FF	FR	Yds
2015	Seattle	2/0	1	0	1	0.0	0.0	0	0	0.0	0	0	0	0	0	0
NFL TOTALS		**2/0**	**1**	**0**	**1**	**0.0**	**0.0**	**0**	**0**	**0.0**	**0**	**0**	**0**	**0**	**0**	**0**

MARSH'S SINGLE-GAME HIGHS

Tackles: 4 vs. Denver (9/21/14)
Sacks: 1, 2 Times, Last vs. Atlanta (10/16/16)
Int.: None
FF: 1 vs. Miami (9/11/16)
FR: 1 vs. Carolina (12/4/16)

ADDITIONAL STATS

Special Teams Tackles: 2015 (10); 2016 (3, blocked kick) **Career:** (13, blocked kick).
Postseason: 2015 (1); **Career:** (1).

MARSH'S 2016 SEASON

Mia (9/11): Posted first-career sack and FF on the next to the last play of the game. Also posted three special teams tackles and blocked a 27-yard field goal in a 2-point Seahawks win. **Atl (10/16):** Posted second-career sack. **at Ariz (10/23):** Made first-career start at OLB and had one solo stop. **Car (12/4):** Had first-career fumble recovery.

MARSH'S 2016 GAME-BY-GAME

Game	G/S	T	S	A	QB	Yds.	QH	Int.	Yds.	PD	FF	FR	Yds.
Miami (9/11)	1/0	1	1	0	1.0	9.0	1	0	0	0	1	0	0
at L.A. (9/18)	1/0	0	0	0	0.0	0.0	0	0	0	0	0	0	0
SF (9/25)	1/0	1	0	1	0.0	0.0	0	0	0	0	0	0	0
at NYJ (10/2)	1/0	1	1	0	0.0	0.0	1	0	0	0	0	0	0
Atl (10/16)	1/0	2	1	1	1.0	13.0	1	0	0	0	0	0	0
at Ariz (10/23)	1/1	1	1	0	0.0	0.0	0	0	0	0	0	0	0
at NO (10/30)	1/0	0	0	0	0.0	0.0	0	0	0	0	0	0	0
Buf (11/7)	1/0	0	0	0	0.0	0.0	0	0	0	0	0	0	0
at NE (11/13)	1/0	1	1	0	0.0	0.0	1	0	0	0	0	0	0
Phi (11/20)	1/0	1	1	0	0.0	0.0	1	0	0	0	0	0	0
at TB (11/27)	1/0	4	3	1	0.0	0.0	0	0	0	0	0	0	0
Car (12/4)	1/0	0	0	0	0.0	0.0	0	0	0	0	0	1	0
at GB (12/11)	1/0	1	0	1	0.0	0.0	0	0	0	0	0	0	0
Totals	**13/1**	**13**	**9**	**4**	**2.0**	**22.0**	**5**	**0**	**0**	**0**	**1**	**1**	**0**

43 TERRENCE MAGEE
RUNNING BACK

Height	5-9
Weight	220
College	LSU
Seasons	NFL 2nd, Seahawks 1st
Born	March 16, 1993
Hometown	Covington, La.

NFL TRANSACTIONS:

05/08/15: Signed with Baltimore as undrafted FA
09/05/15: Waived by Baltimore
09/08/15: Signed as a FA by Baltimore
09/22/15: Waived by Baltimore
09/24/15: Signed to Baltimore PS
10/17/15: Signed to Baltimore active roster
10/26/15: Waived by Baltimore
10/28/15: Signed to Baltimore PS
11/28/15: Released from Baltimore PS
12/02/15: Signed to Baltimore PS
12/15/15: Signed to Baltimore active roster
05/06/16: Waived by Baltimore
06/07/16: Signed as a FA by Los Angeles
09/03/16: Waived by Los Angeles
09/04/16: Signed to Los Angeles PS
09/08/16: Released from Los Angeles PS
09/21/16: Signed to Seattle PS
09/24/16: Signed to Seattle active roster

NFL CAREER HIGHLIGHTS:

- Saw action in four games with Baltimore in 2015 where he spent time on the active roster and on the practice squad for most of the season.

COLLEGE: Played in 40 games (one start) in four years with the Tigers, rushing for 1,330 yards and 12 touchdowns, netting 24 receptions for 271 yards. As a senior, was given the honor of wearing the coveted No. 18 jersey. The No. 18 tradition started with QB Matt Mauck in 2003 when he led the Tigers to the National Title. Since then, the player who most represents what it means to be an LSU Tiger – on and off the field – is awarded the No. 18. In 2014, he saw action in 13 games (one start), finishing with 571 rushing yards and three touchdowns on 112 carries (5.1 avg.). Ranked second on the team with 626 rushing yards and eight touchdowns as a junior in 2013, seeing action in all 13 contests. Ran for 100-plus yards in three games, including a career-high 149 yards (including a career-long 65 yarder) against Texas A&M. Played in nine games (no rushing yards) as a sophomore in 2012. As a true freshman in 2011, saw action in five games, rushing seven times. Graduated from LSU with a degree in sports administration.

PERSONAL: Prepped at Franklinton (La.) High School, where as a QB, led team to a 14-1 record and the 2010 Louisiana 4A State Championship. Passed for 2,634 yards and 35 TDs and rushed for 1,370 yards and 19 touchdowns on 161 carries that season. Honored as the Louisiana 4A Most Outstanding Offensive Player of the Year and was named the 2010 Warrick Dunn Award honoree as WAFB's Sportsline Player of the Year. Also earned honorable mention 4A All-State accolades in baseball as a senior when he pitched and played centerfield.

MAGEE'S NFL RECORD

			Rushing					Receiving				
	Club	G/S	Att	Yds	Avg	LG	TD	No	Yds	Avg	LG	TD
2015	Baltimore	4/0	2	5	2.5	4	0	1	2	2.0	2	0
2016	Seattle	1/0	3	12	4.0	5	0	0	0	0.0	0	0
NFL TOTALS		**5/0**	**5**	**17**	**3.4**	**5**	**0**	**1**	**2**	**2.0**	**2**	**0**

MAGEE'S SINGLE-GAME HIGHS

Rushing
Rush Attempts: 3 vs. San Francisco (9/25/16)
Rush Yards: 12 vs. San Francisco (9/25/16)
Longest Rush: 5, vs. San Francisco (9/25/16)
Most Rush TDs: None

Receiving
Most Rec.: 1 vs. Kansas City (12/20/15)
Most Rec. Yards: 2 vs. Kansas City (12/20/15)
Longest Reception: 2 vs. Kansas City (12/20/16)
Most Rec. TDs: None

MAGEE'S 2016 SEASON

Signed to the practice squad September 21. Signed to the 53-man roster September 24. Released September 28 after the team signed C.J. Spiller. **SF (9/25):** Saw action in first game for Seattle and carried three times for 12 yards.

		Rushing					Receiving					
2016	Opponent	Att	Yds	Avg	LG	TD	Rec	Yds	Avg	LG	TD	Total
Weeks 1-2		Not on roster										
09/25	San Francisco	3	12	4.0	5	0	0	0	0.0	0	0	12
TOTALS (1/0)		**3**	**12**	**4.0**	**5**	**0**	**0**	**0**	**0.0**	**0**	**0**	**12**

32 CHRISTINE MICHAEL
RUNNING BACK

Height	5-10
Weight	221
College	Texas A&M
Seasons	NFL 4th, Seahawks 4th
Born	November 9, 1990
Hometown	Beaumont, Texas
Pronunciation	KRIS-tin

MICHAEL'S NFL RECORD

			Rushing					Receiving				
	Club	G/S	Att	Yds	Avg	LG	TD	No	Yds	Avg	LG	TD
2013	Seattle	4/0	18	79	4.3	13	0	0	0	0.0	0	0
2014	Seattle	10/0	34	175	5.1	45	0	1	12	12.0	12	0
2015	Dallas	5/0	15	51	3.4	13	0	1	2	2.0	2	0
	Seattle	3/2	39	192	4.9	45	0	2	14	7.0	11	0
2016	Seattle	9/7	117	469	4.0	41t	6	20	96	4.8	13	1
NFL TOTALS		**31/9**	**223**	**966**	**4.3**	**45**	**6**	**24**	**124**	**5.2**	**13**	**1**

POSTSEASON

			Rushing					Receiving				
	Club	G/S	Att	Yds	Avg	LG	TD	No	Yds	Avg.	LG	TD
2013	Seattle				Inactive							
2014	Seattle	0/0	0	0	0.0	0	0	0	0	0.0	0	0
2015	Seattle	2/1	21	70	3.3	13	0	1	14	14.0	14	0
NFL TOTALS		**2/1**	**21**	**70**	**3.3**	**13**	**0**	**1**	**14**	**14.0**	**14**	**0**

MICHAEL'S SINGLE-GAME HIGHS

Rushing
Rush Attempts: 20 vs. San Francisco (9/25/16)
Rush Yards: 106 vs. San Francisco (9/25/16)
Longest Rush: 45, 2 Times, Last at Arizona (1/3/16)
Most Rush TDs: 2, 2 Times, Last vs. Atl (10/16/16)

Receiving
Most Rec.: 5 at NY Jets (10/2/16)
Most Rec. Yards: 32 at NY Jets (10/2/16)
Longest Reception: 13 at L.A. (9/18/16)
Most Rec. TDs: 1 at NY Jets (10/2/16)

MICHAEL'S 2016 SEASON

Was waived November 15 and claimed by the Green Bay Packers a day later. **at LA (9/18):** Led team in rushing with 60 yards on 10 carries. Also set career highs with three receptions, 26 yards and a long catch of 13 yards. **SF (9/25):** Scored first career TD on a 41-yard run on the game's third play from scrimmage. Also rushed for a career-best 106 yards on a career-high 20 carries. **at NYJ (10/2):** Had a career-best five receptions for a career-best 32 yards and posted first-career receiving TD on a 6-yard pass. **Atl (10/16):** Recorded two rushing TDs for the second time in three games.

		----------Rushing----------					----------Receiving----------					
2016	Opponent	Att	Yds	Avg	LG	TD	Rec	Yds	Avg	LG	TD	Total
09/11	Miami	15	66	4.4	16	0	2	5	2.5	5	0	71
09/18	at L.A.	10	60	6.0	16	0	3	26	8.7	13	0	86
09/25	San Francisco	20	106	5.3	41t	2	2	5	2.5	5	0	111
10/2	at N.Y. Jets	18	58	3.2	10	0	5	32	6.4	9	1	90
10/16	Atlanta	18	64	3.6	21	2	3	19	6.3	9	0	83
10/23	at Arizona	16	52	3.3	10	0	3	3	1.0	6	0	55
10/30	at New Orleans	10	40	4.0	10	1	1	2	2.0	2	0	42
11/7	Buffalo	5	1	0.2	3t	1	0	0	0.0	0	0	1
11/13	at New England	5	22	4.4	9	0	1	4	4.0	4	0	26
TOTALS (9/7)		**117**	**469**	**4.0**	**41t**	**6**	**20**	**98**	**4.8**	**13**	**1**	**564**

MICHAEL'S GAME-BY-GAME

		Rushing					Receiving					
2013	**Opponent**	**Att**	**Yds**	**Avg**	**LG**	**TD**	**Rec**	**Yds**	**Avg**	**LG**	**TD**	**Total**
9/8	at Carolina	Did Not Play										
9/15	San Francisco	Inactive										
9/22	Jacksonville	9	37	4.1	11	0	0	0	0.0	0	0	0
9/29	at Houston	Did Not Play										
10/6	at Indianapolis	Special Teams Only										
10/13	Tennessee	Did Not Play										
10/17	at Arizona	Did Not Play										
10/28	at St. Louis	Did Not Play										
11/3	Tampa Bay	Inactive										
11/10	at Atlanta	8	33	4.1	13	0	0	0	0.0	0	0	0
11/17	Minnesota	1	9	9.0	9	0	0	0	0.0	0	0	0
12/2	New Orleans	Inactive										
12/8	at San Francisco	Inactive										
12/15	at NY Giants	Inactive										
12/22	Arizona	Did Not Play										
12/29	St. Louis	Inactive										
TOTALS (4/0)		**18**	**79**	**4.4**	**13**	**0**	**0**	**0**	**0.0**	**0**	**0**	**0**
1/11	New Orleans	Inactive										
1/19	San Francisco	Inactive										
2/2	Denver	Inactive										
PLAYOFFS (0/0)		**0**	**0**	**0.0**	**0**	**0**	**0**	**0**	**0.0**	**0**	**0**	**0**

		Rushing					Receiving					
2014	**Opponent**	**Att**	**Yds**	**Avg**	**LG**	**TD**	**Rec**	**Yds**	**Avg**	**LG**	**TD**	**Total**
Games 1-3		Inactive (hamstring)										
Games 4-5		Inactive										
10/19	at St. Louis	2	5	2.5	3	0	0	0	0.0	0	0	5
10/26	at Carolina	4	12	3.0	6	0	0	0	0.0	0	0	12
11/02	Oakland	4	16	4.0	8	0	0	0	0.0	0	0	16
11/09	NY Giants	4	71	17.8	45	0	0	0	0.0	0	0	71
11/16	at Kansas City	1	-2	-2.0	-2	0	0	0	0.0	0	0	-2
11/23	Arizona	Did Not Play										
11/27	at San Francisco	3	10	3.3	8	0	1	12	12.0	12	0	22
12/07	at Philadelphia	6	32	5.3	11	0	0	0	0.0	0	0	32
12/14	San Francisco	1	1	1.0	1	0	0	0	0.0	0	0	1
12/21	at Arizona	8	28	3.5	15	0	0	0	0.0	0	0	28
12/28	St. Louis	1	2	2.0	2	0	0	0	0.0	0	0	2
TOTALS (10/0)		**34**	**175**	**5.1**	**45**	**0**	**1**	**12**	**12.0**	**12**	**0**	**187**
1/10	Carolina	Did Not Play										
1/18	Green Bay	Did Not Play										
2/1	New England	Did Not Play										
PLAYOFFS (0/0)		**0**	**0**	**0.0**	**0**	**0**	**0**	**0**	**0.0**	**0**	**0**	**0**

		Rushing					Receiving					
2015	**Opponent**	**Att**	**Yds**	**Avg**	**LG**	**TD**	**Rec**	**Yds**	**Avg**	**LG**	**TD**	**Total**
With Dallas												
10/4	at New Orleans	1	-1	-1.0	-1	0	0	0	0.0	0	0	-1
10/11	New England	1	6	6.0	6	0	0	0	0.0	0	0	6
10/25	at N.Y. Giants	5	18	3.6	13	0	1	2	2.0	2	0	20
11/1	Seattle	5	20	4.0	9	0	0	0	0.0	0	0	20
11/15	at Tampa Bay	3	8	2.7	4	0	0	0	0.0	0	0	8
With Seattle												
12/20	Cleveland	16	84	5.3	10	0	0	0	0.0	0	0	84
12/27	St. Louis	6	6	1.0	5	0	2	14	7.0	11	0	20
1/3	at Arizona	17	102	6.0	45	0	0	0	0.0	0	0	102
TOTALS (8/2)		**54**	**243**	**4.5**	**45**	**0**	**3**	**16**	**5.3**	**11**	**0**	**259**
1/10	at Minnesota	21	70	3.3	13	0	1	14	14.0	14	0	84
1/17	at Carolina	0	0	0.0	0	0	0	0	0.0	0	0	0
PLAYOFF TOTALS (2/1)		**21**	**70**	**3.3**	**13**	**0**	**1**	**14**	**14.0**	**14**	**0**	**84**

97 DAMONTRE MOORE
DEFENSIVE END

Height	6-4
Weight	260
College	Texas A&M
Seasons	NFL 4th, Seahawks 1st
Born	September 11, 1992
Hometown	Garland, Texas

NFL TRANSACTIONS:

04/25/13: Drafted by NY Giants (3rd round, 81st)
12/11/15: Waived by NY Giants
12/15/15: Claimed off waivers by Miami
05/02/16: Waived by Miami
05/09/16: Signed as FA by Oakland
08/05/16: Waived by Oakland
11/01/16: Signed as FA by Seattle

NFL CAREER HIGHLIGHTS:

- Career totals entering 2016 include 45 games played 50 tackles (36 solo), 9.5 sacks, one forced fumble, one fumble recovery and five passes defensed.
- Made mark on special teams, totaling 16 special teams tackles and two blocked punts over his first three seasons.
- Has posted two career multi-sack games, both with NY Giants.
- Racked up a career-high 24 tackles and 5.5 sacks for the Giants in 2014.

COLLEGE: Played in 38 games with 23 starts in three seasons at Texas A&M. Had 13 starts at defensive end and 10 at right outside linebacker. Career totals include 197 tackles (116 solo). His 26.5 sacks rank sixth in school history. Also had 45 stops for losses of 205 yards. Registered 13 quarterback pressures, blocked two kicks, gained eight yards on an INT return, recovered a fumble and posted three passes defensed. Also forced eight fumbles. In 2012, started all 13 games and was a consensus first-team All-American selection (Walter Camp, American Football Coaches Association, ESPN.com, Max Emfinger CFB, Football Writers Association). Finalist for the Ted Hendricks Defensive End Award and a semi-finalist for the Lombardi and Chuck Bednarik Awards. Also named first-team All-SEC and was a two-time conference Defensive Lineman of the Week choice. Credited with 85 tackles (57). His 12.5 sacks for minus 70 yards placed him third in the league and ninth in the nation. In 2011, played in 12 games with 10 starts. Finished fourth on the team with 72 tackles (41) and second in the league with 8.5 sacks. In 2010, played in 13 games and posted 40 tackles (18), including 5.5 sacks for minus 38 yards. Also contributed an INT and a team-high three forced fumbles. Majored in communications.

PERSONAL: Attended Rowlett (Texas) High School and earned All-State honorable mention from the Associated Press and was a first-team All-Area honoree by The Dallas Morning News after recording 66 tackles and six sacks as a senior. Earned All-America honors from Max Emfinger and was a Super Prep Southwest Team pick that year. Collected 41 tackles as a junior.

MOORE'S NFL RECORD

			Tackles			Sacks		Interceptions							
	Club	G/S	Tkl	So	Ast	QB	Yds	No	Yds	Avg	LG	TD	PD	FF	FR	Yds
2013	NY Giants	15/0	5	3	2	0.0	0.0	0	0	0.0	0	0	1	1	0	0
2014	NY Giants	16/0	24	18	6	5.5	35.0	0	0	0.0	0	0	3	0	0	0
2015	NY Giants	11/0	17	12	5	3.0	16.0	0	0	0.0	0	0	0	1	1	0
	Miami	3/0	4	3	1	1.0	8.0	0	0	0.0	0	0	1	0	0	0
2016	Seattle	4/0	7	3	4	0.5	3.5	0	0	0.0	0	0	0	0	0	0
NFL TOTALS		**49/0**	**57**	**39**	**18**	**10.0**	**62.5**	**0**	**0**	**0.0**	**0**	**0**	**5**	**2**	**1**	**0**

MOORE'S SINGLE-GAME HIGHS

Tackles: 5, 3 Times, Last vs. NY Jets (12/6/15)
Sacks: 2.0, 2 Times, Last vs. San Francisco (10/11/15)
INT: None
FF: 1, 2 Times, Last vs. San Francisco (10/11/15)
FR: 1, at Philadelphia (10/19/15)

ADDITIONAL STATS

Special Teams Tackles: 2013 (8), 2014 (8): **Career:** (16).
Punt Blocks: 2013 (1), 2014 (1): **Career:** (2).

MOORE'S 2016 SEASON

Signed with Seattle November 1. **Buf (11/7):** Saw action in first game of the season and registered three tackles (2 solo), including two for loss. **at NE (11/13):** Partnered with Jarran Reed for a sack, first of the season. **at TB (11/27):** Inactive (foot). **at GB (12/11):** Inactive (foot).

MOORE'S 2016 GAME-BY-GAME

Game	G/S	T	S	A	QB	Yds.	QH	Int.	Yds.	PD	FF	FR	Yds.
Buf (11/7)	1/0	3	2	1	0.0	0.0	0	0	0	0	0	0	0
at NE (11/13)	1/0	1	0	1	0.5	3.5	1	0	0	0	0	0	0
Phi (11/20)	1/0	1	0	1	0.0	0.0	0	0	0	0	0	0	0
at TB (11/27)				Inactive (foot)									
Car (12/4)	1/0	2	1	1	0.0	0.0	0	0	0	0	0	0	0
at GB (12/11)				Inactive (foot)									
Totals	**4/0**	**7**	**3**	**4**	**0.5**	**3.5**	**1**	**0**	**0**	**0**	**0**	**0**	**0**

57 MIKE MORGAN
LINEBACKER

Height	6-3
Weight	235
College	Southern California
Seasons	NFL 6th, Seahawks 6th
Born	January 16, 1988
Hometown	Dallas, Texas

MORGAN'S NFL RECORD

			Tackles			Sacks		Interceptions								
	Club	G/S	Tkl	So	Ast	QB	Yds	No	Yds	Avg	LG	TD	PD	FF	FR	Yds
2011	Seattle	5/0	0	0	0	0.0	0.0	0	0	0.0	0	0	0	0	0	0
2012	Seattle	16/1	12	6	6	0.0	0.0	0	0	0.0	0	0	0	0	0	0
2013	Seattle	16/0	5	3	2	0.0	0.0	0	0	0.0	0	0	0	0	0	0
2014	Seattle	16/0	4	4	0	0.0	0.0	0	0	0.0	0	0	0	0	0	0
2015	Seattle	14/2	11	7	4	1.0	4.0	0	0	0.0	0	0	0	0	0	0
2016	Seattle	6/2	7	3	4	0.0	0.0	1	14	14.0	14	0	1	0	0	0
NFL TOTALS		**73/5**	**39**	**23**	**16**	**1.0**	**4.0**	**1**	**14**	**14.0**	**14**	**0**	**1**	**0**	**0**	**0**

POSTSEASON

			Tackles			Sacks		Interceptions								
	Club	G/S	Tkl	So	Ast	QB	Yds	No	Yds	Avg	LG	TD	PD	FF	FR	Yds
2012	Seattle	2/0	0	0	0	0.0	0.0	0	0	0.0	0	0	0	0	0	0
2013	Seattle	3/0	0	0	0	0.0	0.0	0	0	0.0	0	0	0	0	0	0
2014	Seattle	3/0	0	0	0	0.0	0.0	0	0	0.0	0	0	0	0	0	0
2015	Seattle	2/0	0	0	0	0.0	0.0	0	0	0.0	0	0	0	0	0	0
NFL TOTALS		**10/0**	**0**	**0**	**0**	**0.0**	**0.0**	**0**	**0**	**0.0**	**0**	**0**	**0**	**0**	**0**	**0**

MORGAN'S SINGLE-GAME HIGHS

Tackles: 6 vs. N.Y. Jets (11/11/12)
Sacks: 1.0 vs. Carolina (10/18/15)
Int.: 1 vs. Carolina
FF: None
FR: None

ADDITIONAL STATS

Special Teams Tackles: 2012 (7); 2013 (6), 2015 (6), 2016 (2); **Career:** (21).
Postseason Special Teams Tackles: 2012 (1), 2015 (1); **Career:** (2).

MORGAN'S 2016 SEASON

Placed on injured reserve (core) October 3. Activated to the 53-man roster from injured reserve on December 3. **Mia (9/11):** Didn't start when team opened in nickel. **at LA (9/18):** Started at OLB. **Car (12/4):** Returned to action after missing seven games and recorded first-career interception on the first play of the game.

MORGAN'S 2016 GAME-BY-GAME

Game	G/S	T	S	A	QB	Yds.	QH	Int.	Yds.	PD	FF	FR	Yds.
Miami (9/11)	1/0	0	0	0	0.0	0.0	0	0	0	0	0	0	0
at L.A. (9/18)	1/1	1	1	0	0.0	0.0	0	0	0	0	0	0	0
SF (9/25)	1/0	1	0	1	0.0	0.0	0	0	0	0	0	0	0
at NYJ (10/2)	1/0	0	0	0	0.0	0.0	0	0	0	0	0	0	0
Games 5-11		Injured Reserve (Core)											
Car (12/4)	1/1	5	2	3	0.0	0.0	0	1	14	1	0	0	0
at GB (12/11)	1/0	0	0	0	0.0	0.0	0	0	0	0	0	0	0
Totals	**6/2**	**7**	**3**	**4**	**0.0**	**0.0**	**0**	**1**	**14**	**1**	**0**	**0**	**0**

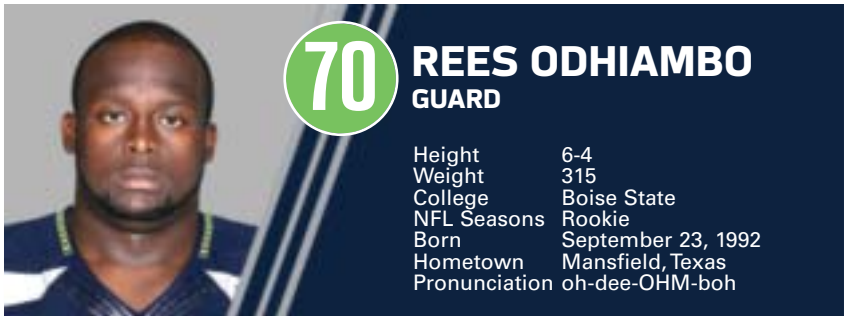

70 REES ODHIAMBO
GUARD

Height	6-4
Weight	315
College	Boise State
NFL Seasons	Rookie
Born	September 23, 1992
Hometown	Mansfield, Texas
Pronunciation	oh-dee-OHM-boh

ODHIAMBO'S NFL RECORD

Year	Team	—	GP/GS	Postseason
2016	Seattle	—	5/0	
NFL TOTALS		**—**	**5/0**	

ODHIAMBO'S 2016 SEASON

Mia (9/11): Inactive. **at LA (9/18):** Saw first-career action on special teams. **SF (9/25):** Inactive. **at NYJ (10/2):** Inactive. **Atl (10/16):** Inactive. **at Ariz (10/23):** Inactive. **at NO (10/30):** Did not play. **Buf (11/7):** Inactive. **at NE (11/13):** Inactive. **Phi (11/20):** Saw first action of career at left tackle in place of George Fant (shoulder). Fant later returned to the game. **at TB (11/27):** Saw action on special teams. **Car (12/4):** Saw action for one series at LT in place of Fant (shoulder). **at GB (12/11):** Saw action as an extra blocker in jumbo packages.

58 KEVIN PIERRE-LOUIS
LINEBACKER

Height	6-0
Weight	230
College	Boston College
Seasons	NFL 3rd, Seahawks 3rd
Born	October 7, 1991
Hometown	Norwalk, Conn.

PIERRE-LOUIS' NFL RECORD

			Tackles			Sacks		Interceptions								
	Club	G/S	Tkl	So	Ast	QB	Yds	No	Yds	Avg	LG	TD	PD	FF	FR	Yds
2014	Seattle	7/0	10	7	3	0.0	0.0	0	0	0.0	0	0	0	0	0	0
2015	Seattle	14/1	12	3	9	0.0	0.0	0	0	0.0	0	0	1	0	0	0
2016	Seattle	10/0	6	3	3	0.0	0.0	0	0	0.0	0	0	0	0	0	0
NFL TOTALS		**31/1**	**28**	**13**	**15**	**0.0**	**0.0**	**0**	**0**	**0.0**	**0**	**0**	**1**	**0**	**0**	**0**

POSTSEASON

			Tackles			Sacks		Interceptions								
	Club	G/S	Tkl	So	Ast	QB	Yds	No	Yds	Avg	LG	TD	PD	FF	FR	Yds
2015	Seattle	1/0	0	0	0	0.0	0.0	0	0	0.0	0	0	0	0	0	0
NFL TOTALS		**1/0**	**0**	**0**	**0**	**0.0**	**0.0**	**0**	**0**	**0.0**	**0**	**0**	**0**	**0**	**0**	**0**

PIERRE-LOUIS' SINGLE-GAME HIGHS

Tackles: 11 vs. Carolina (10/18/15)
Sacks: None
Int.: None
FF: None
FR: None

ADDITIONAL STATS

Special Teams Tackles: 2015 (6), 2016 (4); **Career:** (10).
Postseason Special Teams Tackles: 2015 (1); **Career:** (1).

PIERRE-LOUIS' 2016 SEASON

Mia (9/11): Saw limited action at LB when KJ Wright exited the game. Had one special teams tackle. **Atl (10/16):** Didn't start, but took over the role at OLB in place of Mike Morgan (IR). **at Ariz (10/23):** Inactive (ankle). **at NO (10/30):** Inactive (ankle). **Buf (11/7):** Returned from ankle injury and had a special teams tackle. **at NE (11/13):** Saw action on special teams, but left with an injured hamstring. **Phi (11/20):** Inactive (hamstring).

PIERRE-LOUIS' 2016 GAME-BY-GAME

Game	G/S	T	S	A	QB	Yds.	QH	Int.	Yds.	PD	FF	FR	Yds.
Miami (9/11)	1/0	0	0	0	0.0	0.0	0	0	0	0	0	0	0
Games 2-4	3/0	Special Teams Only											
Atl (10/16)	1/0	2	0	2	0.0	0.0	0	0	0	0	0	0	0
at Ariz (10/23)		Inactive (ankle)											
at NO (10/30)		Inactive (ankle)											
Buf (11/7)	1/0	Special Teams Only											
at NE (11/13)	1/0	Special Teams Only											
Phi (11/20)		Inactive (hamstring)											
at TB (11/27)	1/0	3	3	0	0.0	0.0	0	0	0	0	0	0	0
Car (12/4)	1/0	1	0	1	0.0	0.0	0	0	0	0	0	0	0
at GB (12/11)	1/0	Special Teams Only											
Totals	**10/0**	**6**	**3**	**3**	**0.0**	**0.0**	**0**	**0**	**0**	**0**	**0**	**0**	**0**

43 TROYMAINE POPE
RUNNING BACK

Height	5-8
Weight	205
College	Jacksonville St.
NFL Seasons	Rookie
Born	November 29, 1993
Hometown	Anniston, Ala.

POPE'S 2016 SEASON

Signed as an undrafted FA by Seattle on August 6. Waived by Seattle on September 3. Claimed by the N.Y. Jets September 4. Waived by the N.Y. Jets November 1. Signed to Seattle's practice squad November 4. Signed to Seattle's active roster November 16. **Phi (11/20):** Saw first action with Seattle and carried twice for three yards before injuring ankle and not returning. **at TB (11/27):** Inactive (ankle). **at GB (12/11):** Carried the ball once for 12 yards late in the fourth quarter. Injured ankle and did not return.

		Rushing					Receiving					
2016	Opponent	Att	Yds	Avg	LG	TD	Rec	Yds	Avg	LG	TD	Total
With N.Y. Jets												
Games 1-3		Inactive										
10/2	Seattle	Did Not Play										
10/9	at Pittsburgh	Did Not Play										
10/17	at Arizona	Did Not Play										
10/23	Baltimore	1	1	1.0	1	0	0	0	0.0	0	0	1
With Seattle												
11/7	Buffalo	Practice Squad										
11/13	at New England	Practice Squad										
11/20	Philadelphia	2	3	1.5	2	0	0	0	0.0	0	0	2
11/27	at Tampa Bay	Inactive (ankle)										
12/4	Carolina	8	28	3.5	18	0	1	5	5.0	5	0	33
12/11	at Green Bay	1	12	12.0	12	0	0	0	0.0	0	0	12
SEATTLE TOTALS (3/0)		**11**	**43**	**3.9**	**18**	**0**	**1**	**5**	**5.0**	**5**	**0**	**47**
NFL TOTALS (4/0)		**12**	**33**	**2.8**	**18**	**0**	**1**	**5**	**5.0**	**5**	**0**	**48**



40 TYVIS POWELL
SAFETY

Height	6-3
Weight	211
College	Ohio State
Seasons	Rookie
Born	February 16, 1994
Hometown	Bedford, Ohio

POWELL'S 2016 SEASON

Mia (9/11): Saw action in first-career game on special teams and had a tackle. **at LA (9/18):** Saw action on special teams and had a tackle. **SF (9/25):** Inactive. **at NYJ (10/2):** Inactive. **Atl (10/16):** Saw action on special teams. **at Ariz (10/23):** Saw action on special teams. **at NO (10/30):** Saw action on special teams. **at NE (11/13):** Inactive. **Phi (11/20):** Inactive. **at GB (12/11):** Inactive.

POWELL'S 2016 GAME-BY-GAME

Game	G/S	T	S	A	QB	Yds.	QH	Int.	Yds.	PD	FF	FR	Yds.
Games 1-2	2/0				Special Teams Only								
Games 3-4					Inactive								
Atl (10/16)	1/0				Special Teams Only								
at Ariz (10/23)	1/0				Special Teams Only								
at NO (10/30)	1/0				Special Teams Only								
Buf (11/7)	1/0				Special Teams Only								
at NE (11/13)					Inactive								
Phi (11/20)					Inactive								
at TB (11/27)	1/0				Special Teams Only								
Car (12/4)	1/0				Special Teams Only								
at GB (12/11)					Inactive								
Totals	**8/0**	**0**	**0**	**0**	**0.0**	**0.0**	**0**	**0**	**0**	**0**	**0**	**0**	**0**

Additional Stats: Special Teams Tackles (3).



22 C.J. PROSISE
RUNNING BACK

Height	6-1
Weight	220
College	Notre Dame
NFL Seasons	Rookie
Born	May 20, 1994
Hometown	Petersburg, Va.
Pronunciation	PRO-sise

PROSISE'S 2016 SEASON

Mia (9/11): Saw action in first-career game. Did not finish the game with an injured wrist. **at LA (9/18):** Inactive (wrist). **SF (9/25):** Inactive (wrist). **at NYJ (10/2):** Inactive (wrist). **Atl (10/16):** Inactive (wrist). **at NO (10/30):** Saw most action of the season and led team with 80 receiving yards. **at NE (11/13):** Made first-career start and became first Seahawks player to lead the team in both rushing (66) and receiving yards (87) since Marshawn Lynch in 2014. **Phi (11/20):** Led team with 76 rushing yards on four carries, including 72-yard TD run, before leaving the game with an injured shoulder. **at TB (11/27):** Inactive (shoulder).

		Rushing					Receiving					
2016	**Opponent**	**Att**	**Yds**	**Avg**	**LG**	**TD**	**Rec**	**Yds**	**Avg**	**LG**	**TD**	**Total**
09/11	Miami	1	-2	-2.0	-2	0	1	13	13.0	13	0	11
Games 2-5		Inactive (wrist)										
10/23	at Arizona	1	0	0.0	0	0	2	17	8.5	9	0	17
10/30	at New Orleans	4	23	5.8	8	0	4	80	20.0	43	0	103
11/7	Buffalo	3	9	3.0	4	0	1	6	6.0	6	0	15
11/13	at New England	17	66	3.9	10	0	7	87	12.4	38	0	153
11/20	Philadelphia	4	76	19.0	72t	1	2	5	2.5	5	0	81
11/27	at Tampa Bay	Inactive (shoulder)										
12/4	Carolina	Inactive (shoulder)										
12/11	at Green Bay	Inactive (shoulder)										
TOTALS (6/2)		**30**	**172**	**5.7**	**72t**	**1**	**17**	**208**	**12.2**	**43**	**0**	**380**

34 THOMAS RAWLS
RUNNING BACK

Height	5-9
Weight	215
College	Central Michigan
Seasons	NFL 2nd, Seahawks 2nd
Born	August 8, 1993
Hometown	Flint, Mich.

RAWLS' NFL RECORD

			Rushing					Receiving				
Club	Team	G/S	Att	Yds	Avg	LG	TD	No	Yds	Avg	LG	TD
2015	Seattle	13/7	147	830	5.6	69t	4	9	76	8.4	31t	1
2016	Seattle	6/4	72	293	4.1	45t	2	11	91	8.3	20	0
NFL TOTALS		**19/11**	**219**	**1,123**	**5.1**	**69t**	**6**	**20**	**167**	**8.4**	**31t**	**1**

RAWLS' SINGLE-GAME HIGHS

Rushing
Rush Attempts: 30 vs. San Francisco (11/22/15)
Rush Yards: 209 vs. San Francisco (11/22/15)
Longest Rush: 69t at Cincinnati (10/11/15)
Most Rush TDs: 2 vs. Carolina (12/4/16)

Receiving
Most Rec.: 3, 3 Times, Last at L.A. (9/18/16)
Most Rec. Yards: 46 vs. San Francisco (11/22/15)
Longest Reception: 31t vs. San Francisco (11/22/15)
Most Rec. TDs: 1 vs. San Francisco (11/22/15)

RAWLS' 2016 SEASON

Mia (9/11): Saw action in first game since injuring his ankle in 2015. **at LA (9/18):** Started but did not play in the second half after injuring his fibula. **SF (9/25):** Inactive (fibula). **Phi (11/20):** Returned to action and totaled 88 yards from scrimmage. **Car (12/4):** Set a career high with two TD runs, including a season-long 45-yard rush. Totaled 106 yards on 15 carries (7.1 avg.).

		----------Rushing----------					----------Receiving----------					
2016	Opponent	Att	Yds	Avg	LG	TD	Rec	Yds	Avg	LG	TD	Total
9/11	Miami	12	32	2.7	8	0	3	26	8.7	11	0	58
9/18	at L.A.	7	-7	-1.0	-11	0	3	15	5.0	11	0	8
Games 3-9		Inactive (fibula)										
11/20	Philadelphia	14	57	4.1	18	0	3	31	10.3	20	0	88
11/27	at Tampa Bay	12	38	3.2	8	0	0	0	0.0	0	0	38
12/4	Carolina	15	106	7.1	45t	2	1	12	12.0	12	0	118
12/11	at Green Bay	12	67	5.6	15	0	1	7	7.0	7	0	74
TOTALS (6/4)		**72**	**293**	**4.1**	**45t**	**2**	**11**	**91**	**8.3**	**20**	**0**	**346**

RAWLS' GAME-BY-GAME

		----------Rushing----------					----------Receiving----------					
2015	Opponent	Att	Yds	Avg	LG	TD	Rec	Yds	Avg	LG	TD	Total
9/13	at St. Louis	2	5	2.5	4	0	0	0	0.0	0	0	5
9/20	at Green Bay	0	0	0.0	0	0	0	0	0.0	0	0	0
9/27	Chicago	16	104	6.5	21	0	0	0	0.0	0	0	104
10/5	Detroit	17	48	2.8	10	0	1	-1	-1.0	-1	0	47
10/11	at Cincinnati	23	169	7.3	69t	1	0	0	0.0	0	0	169
10/18	Carolina	1	8	8.0	8	0	0	0	0.0	0	0	8
10/22	at San Francisco	6	32	5.3	17	0	2	9	4.5	5	0	41
11/1	at Dallas	4	10	2.5	7	0	0	0	0.0	0	0	10
11/15	Arizona	2	19	9.5	13	0	0	0	0.0	0	0	19
11/22	San Francisco	30	209	7.0	30	1	3	46	15.3	31t	1	255
11/29	Pittsburgh	21	81	3.9	17	1	0	0	0.0	0	0	81
12/6	at Minnesota	19	101	5.3	20	1	3	22	7.3	9	0	123
12/13	at Baltimore	6	44	7.3	16	0	0	0	0.0	0	0	44
TOTALS (13/7)		**147**	**830**	**5.6**	**69t**	**4**	**9**	**76**	**8.4**	**31t**	**1**	**906**

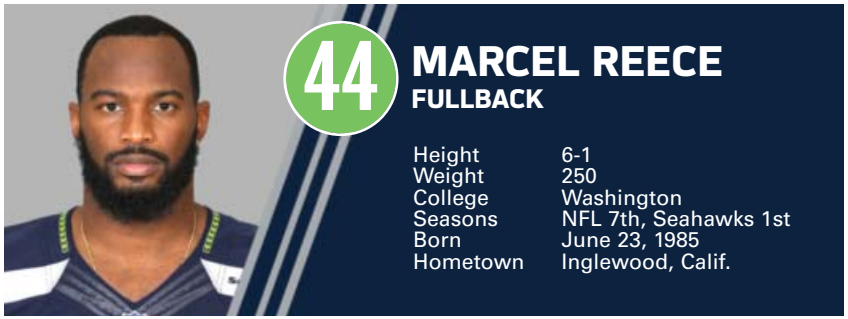

44 MARCEL REECE
FULLBACK

Height	6-1
Weight	250
College	Washington
Seasons	NFL 7th, Seahawks 1st
Born	June 23, 1985
Hometown	Inglewood, Calif.

NFL TRANSACTIONS:

05/02/08: Signed with Miami as undrafted FA
05/05/08: Waived by Miami
05/13/08: Signed as FA by Oakland
08/30/08: Waived by Oakland
09/01/08: Signed to Oakland's PS
12/26/08: Signed to Oakland's 53-man roster
09/05/09: Waived by Oakland
09/07/09: SIgned to Oakland's PS
12/25/09: Signed to Oakland's 53-man roster
09/26/16: Released by Oakland

NFL CAREER HIGHLIGHTS:

- Selected to four-straight Pro Bowls from 2012-15.
- Named second-team All-Pro in 2013.
- Served as a Raiders team captain from 2012-15.
- Has totaled 844 rushing yards on 183 carries (4.6 avg.) and 2,015 receiving yards on 205 receptions (9.8 avg.) with 15 total TDs.
- After originally entering the NFL in 2008 with Miami as an undrafted free agent wide receiver, spent eight seasons (2008-15) with Oakland as a fullback after signing with the team following a mini camp in which he participated on a try-out basis.

COLLEGE: Played two years as a wide receiver at Washington after transferring from El Camino Community College in Torrance, Calif. Had 48 career receptions for 980 yards and nine TDs. Started all 13 games as a senior and earned team award for most improved offensive player. Set Washington record in 2007 for longest play from scrimmage with a 98-yard TD reception against Arizona. Finished season with 39 receptions for 761 yards and eight TDs. Played in 11-of-12 games as a junior and totaled nine receptions for 219 yards and one TD. At El Camino Community College, led Warriors to 11-1 record and berth in California state semifinals. Ranked No. 2 receiver and No. 24 nationally by Rivals.com. In first collegiate season, at Chaffey Junior College in Rancho Cucamonga, Calif., recorded 25 receptions for 600 yards and seven TDs. Majored in American ethnic studies.

PERSONAL: Attended Hesperia (Calif.) High School and was First-team All-league performer in football, basketball and track. Had 41 receptions for 989 yards and 11 TDs in his senior season. Works with the Marcel Reece Foundation Youth Football Camp of Hesperia, Calif.

REECE'S NFL RECORD

			Rushing					Receiving				
Club	Team	G/S	Att	Yds	Avg	LG	TD	No	Yds	Avg	LG	TD
2008	Oakland	0/0	0	0	0.0	0	0	0	0	0.0	0	0
2009	Oakland	2/0	0	0	0.0	0	0	2	20	10.0	11	0
2010	Oakland	16/10	30	122	4.1	31	1	25	333	13.3	73t	3
2011	Oakland	12/6	17	112	6.6	26	0	27	301	11.1	47	2
2012	Oakland	16/14	59	271	4.6	17	0	52	496	9.5	56	1
2013	Oakland	16/15	46	218	4.7	63t	2	32	331	10.3	45	2
2014	Oakland	15/15	21	85	4.0	11	0	37	265	7.2	19	1
2015	Oakland	15/7	10	36	3.6	12	0	30	269	9.0	55	3
2016	Seattle	1/0	0	0	0.0	0	0	2	38	19.0	31	0
NFL TOTALS		**93/67**	**183**	**844**	**4.6**	**63t**	**3**	**207**	**2,053**	**9.9**	**73t**	**12**

REECE'S SINGLE-GAME HIGHS

Rushing
Rush Att: 19, 2 Times, Last at NY Jets (12/8/13)
Rush Yards: 123 at NY Jets (12/8/13)
Longest Rush: 63t at NY Jets (12/8/13)
Most Rush TDs: 1, 3 Times, Last at NY Jets (12/8/13)

Receiving
Most Rec.: 8 vs. Tampa Bay (11/4/12)
Most Rec. Yards: 95 vs. Tampa Bay (11/4/12)
Long Reception: 73t vs. Denver (12/19/10)
Most Rec. TDs: 2 vs. Baltimore (9/20/15)

ADDITIONAL STATS

Special Teams Tackles: 2014 (5), 2015 (2): **Career:** (7).
Kickoff Returns: 2009 (3 for 58 yards), 2010 (1 for 7 yards), 2012 (1 for 36 yards), 2015 (2 for 32 yards); **Career:** (7 for 133 yards, 19.0 avg.).
Passing: 2013 (1-1, 22 yards); **Career:** 2013 (1-1, 22 yards).
Punt Blocks: 2013 (1), 2014 (1): **Career:** (2).

REECE'S 2016 SEASON

Signed by Seattle December 6. **at GB (12/11):** Saw action in first game with Seattle and had two receptions for 38 yards with a long of 31.

		Rushing					Receiving					
2016	Opponent	Att	Yds	Avg	LG	TD	Rec	Yds	Avg	LG	TD	Total
Weeks 1-13		Not on a roster										
12/11	at Green Bay	0	0	0.0	0	0	2	38	19.0	31	0	38
TOTALS (1/0)		**0**	**0**	**0.0**	**0**	**0**	**2**	**38**	**19.0**	**31**	**0**	**38**

REECE'S GAME-BY-GAME

		Rushing					Receiving					
2008	Opponent	Att	Yds	Avg	LG	TD	Rec	Yds	Avg	LG	TD	Total
12/28	at Tampa Bay	Inactive										
TOTALS (0/0)		**0**	**0**	**0.0**	**0**	**0**	**0**	**0**	**0.0**	**0**	**0**	**0**

		Rushing					Receiving					
2009	Opponent	Att	Yds	Avg	LG	TD	Rec	Yds	Avg	LG	TD	Total
12/27	at Cleveland	0	0	0.0	0	0	1	9	9.0	9	0	9
1/3/10	Baltimore	0	0	0.0	0	0	1	11	11.0	11	0	11
TOTALS (2/0)		**0**	**0**	**0.0**	**0**	**0**	**2**	**20**	**10.0**	**11**	**0**	**20**

REECE'S GAME-BY-GAME CONT.

		Rushing					Receiving					
2010	Opponent	Att	Yds	Avg	LG	TD	Rec	Yds	Avg	LG	TD	Total
09/12	at Tennessee	0	0	0.0	0	0	0	0	0.0	0	0	0
09/19	St. Louis	3	9	3.0	5	0	2	21	10.5	19	0	30
09/26	at Arizona	1	2	2.0	2	0	2	2	1.0	6	0	4
10/03	Houston	2	7	3.5	6	0	1	13	13.0	13t	1	20
10/10	San Diego	0	0	0.0	0	0	2	7	3.5	4	0	7
10/17	at San Francisco	1	2	2.0	2	0	0	0	0.0	0	0	2
10/24	at Denver	7	39	5.6	14	1	1	19	19.0	19	0	58
10/31	Seattle	2	32	16.0	31	0	3	90	30.0	51	1	122
11/07	Kansas City	1	4	4.0	4	0	2	8	4.0	7	0	12
11/21	at Pittsburgh	1	2	2.0	2	0	0	0	0.0	0	0	2
11/28	Miami	1	-2	-2.0	-2	0	1	2	2	2.0	2	0
12/05	at San Diego	1	5	5.0	5	0	3	42	14.0	22	0	47
12/12	at Jacksonville	2	3	1.5	2	0	4	48	12.0	13	0	51
12/19	Denver	3	9	3.0	4	0	2	79	39.5	73t	1	88
12/26	Indianapolis	3	6	2.0	4	0	2	2	1.0	2	0	8
1/2/11	at Kansas City	2	4	2.0	3	0	0	0	0.0	0	0	4
TOTALS (16/10)		**30**	**122**	**4.1**	**31**	**1**	**25**	**333**	**13.3**	**73t**	**3**	**455**

		Rushing					Receiving					
2011	Opponent	Att	Yds	Avg	LG	TD	Rec	Yds	Avg	LG	TD	Total
09/12	at Denver	1	11	11.0	11	0	3	23	7.7	16	1	34
09/18	at Buffalo	1	4	4.0	4	0	3	20	6.7	12	0	24
09/25	N.Y. Jets	0	0	0.0	0	0	0	0	0.0	0	0	0
10/02	New England			Inactive (ankle)								
10/09	at Houston			Inactive (ankle)								
10/16	Cleveland			Inactive (ankle)								
10/23	Kansas City			Inactive (ankle)								
11/06	Denver	0	0	0.0	0	0	3	51	17.0	40	1	51
11/10	at San Diego	1	3	3.0	3	0	0	0	0.0	0	0	3
11/20	at Minnesota	6	45	7.5	20	0	2	16	8.0	12	0	61
11/27	Chicago	2	0	0.0	3	0	5	92	18.4	47	0	92
12/04	at Miami	1	10	10.0	10	0	1	38	38.0	38	0	48
12/11	at Green Bay	2	12	6.0	9	0	4	7	1.8	12	0	19
12/18	Detroit	1	26	26.0	26	0	3	16	5.3	18	0	42
12/24	at Kansas City	2	1	0.5	1	0	1	10	10.0	10	0	11
1/1/12	San Diego	0	0	0.0	0	0	2	28	14.0	22	0	28
TOTALS (12/6)		**17**	**112**	**6.6**	**26**	**0**	**27**	**301**	**11.1**	**47**	**2**	**413**

		Rushing					Receiving					
2012	Opponent	Att	Yds	Avg	LG	TD	Rec	Yds	Avg	LG	TD	Total
09/10	San Diego	1	0	0.0	0	0	2	20	10.0	15	0	20
09/16	at Miami	0	0	0.0	0	0	2	17	8.5	14	0	17
09/23	Pittsburgh	0	0	0.0	0	0	4	27	6.8	10	0	27
09/30	at Denver	0	0	0.0	0	0	5	54	10.8	31	0	54
10/14	at Atlanta	0	0	0.0	0	0	1	1	1.0	1	0	1
10/21	Jacksonville	0	0	0.0	0	0	4	58	14.5	35	0	58
10/28	at Kansas City	0	0	0.0	0	0	0	0	0.0	0	0	0
11/04	Tampa Bay	0	0	0.0	0	0	8	95	11.9	26	1	95
11/11	at Baltimore	13	48	3.7	9	0	7	56	8.0	24	0	104
11/18	New Orleans	19	103	5.4	17	0	4	90	22.5	56	0	193
11/25	at Cincinnati	15	74	4.9	15	0	4	29	7.3	11	0	103
12/02	Cleveland	7	36	5.1	12	0	5	20	4.0	11	0	56
12/06	Denver	4	10	2.5	5	0	1	5	5.0	5	0	15
12/16	Kansas City	0	0	0.0	0	0	1	6	6.0	6	0	6
12/23	at Carolina	0	0	0.0	0	0	4	18	4.5	19	0	18
12/30	at San Diego	0	0	0.0	0	0	0	0	0.0	0	0	0
TOTALS (16/14)		**59**	**271**	**4.6**	**17**	**0**	**52**	**496**	**9.5**	**56**	**1**	**767**

REECE'S GAME-BY-GAME CONT.

		Rushing					Receiving					
2013	Opponent	Att	Yds	Avg	LG	TD	Rec	Yds	Avg	LG	TD	Total
09/08	at Indianapolis	0	0	0.0	0	0	1	9	9.0	9	0	9
09/15	Jacksonville	2	15	7.5	11t	1	0	0	0.0	0	0	15
09/23	at Denver	0	0	0.0	0	0	4	45	11.3	19	1	45
09/29	Washington	0	0	0.0	0	0	1	-2	-2.0	-2	0	-2
10/06	San Diego	7	32	4.6	14	0	3	25	8.3	9	0	57
10/13	at Kansas City	0	0	0.0	0	0	1	9	9.0	9	0	9
10/27	Pittsburgh	3	10	3.3	6	0	0	0	0.0	0	0	10
11/03	Philadelphia	1	0	0.0	0	0	2	22	11.0	16	0	22
11/10	at N.Y. Giants	0	0	0.0	0	0	3	30	10.0	16	0	30
11/17	at Houston	4	6	1.5	2	0	2	17	8.5	20	0	23
11/24	Tennessee	5	14	2.8	5	0	4	44	11.0	27t	1	58
11/28	at Dallas	0	0	0.0	0	0	2	5	2.5	5	0	5
12/08	at N.Y. Jets	19	123	6.5	63t	1	2	38	19.0	26	0	161
12/15	Kansas City	5	18	3.6	8	0	2	52	26.0	45	0	70
12/22	at San Diego	0	0	0.0	0	0	4	26	6.5	14	0	26
12/29	Denver	0	0	0.0	0	0	1	11	11.0	11	0	11
TOTALS (16/15)		**46**	**218**	**4.7**	**63t**	**2**	**32**	**331**	**10.3**	**45**	**2**	**549**

		Rushing					Receiving					
2014	Opponent	Att	Yds	Avg	LG	TD	Rec	Yds	Avg	LG	TD	Total
09/07	at N.Y. Jets	1	0	0.0	0	0	2	1	0.5	1	0	1
09/14	Houston	0	0	0.0	0	0	1	11	11.0	11	0	11
09/21	at New England	1	7	7.0	7	0	3	19	6.3	12	0	26
09/28	Miami	0	0	0.0	0	0	1	5	5.0	5	0	5
10/12	San Diego	1	2	2.0	2	0	1	11	11.0	11	0	13
10/19	Arizona			Inactive (Quadriceps)								
10/26	at Cleveland	0	0	0.0	0	0	5	34	6.8	19	0	34
11/02	at Seattle	1	10	10.0	10	0	1	12	12.0	12	0	22
11/09	Denver	1	3	3.0	3	0	2	6	3.0	6	0	9
11/16	at San Diego	1	1	1.0	1	0	2	-4	-2.0	0	0	-3
11/20	Kansas City	8	37	4.6	9	0	1	8	8.0	8	0	45
11/30	at St. Louis	4	12	3.0	8	0	6	48	8.0	13	0	60
12/07	San Francisco	2	2	1.0	3	0	7	64	9.1	14	1	66
12/14	at Kansas City	0	0	0.0	0	0	0	0	0.0	0	0	0
12/21	Buffalo	0	0	0.0	0	0	2	20	10.0	16	0	20
12/28	at Denver	1	11	11.0	11	0	3	30	10.0	14	0	41
TOTALS (15/15)		**21**	**85**	**4.0**	**11**	**0**	**37**	**265**	**7.2**	**19**	**1**	**350**

		Rushing					Receiving					
2015	Opponent	Att	Yds	Avg	LG	TD	Rec	Yds	Avg	LG	TD	Total
09/13	Cincinnati	0	0	0.0	0	0	3	26	8.7	11t	2	26
09/20	Baltimore	0	0	0.0	0	0	1	16	16.0	16	0	16
09/27	at Cleveland	1	1	1.0	1	0	1	55	55.0	55	0	56
10/04	at Chicago	0	0	0.0	0	0	2	16	8.0	10	0	16
10/11	Denver	1	6	6.0	6	0	7	49	7.0	13	1	55
10/25	at San Diego	0	0	0.0	0	0	3	15	5.0	6	0	15
11/01	N.Y. Jets	0	0	0.0	0	0	3	26	8.7	15	0	26
11/08	at Pittsburgh	3	21	7.0	12	0	0	0	0.0	0	0	21
11/15	Minnesota	0	0	0.0	0	0	1	0	0.0	0	0	0
11/22	at Detroit	2	2	1.0	2	0	0	0	0.0	0	0	2
11/29	at Tennessee	0	0	0.0	0	0	1	7	7.0	7	0	7
12/06	Kansas City	1	4	4.0	4	0	3	19	6.3	15	0	23
12/13	at Denver	2	2	1.0	2	0	0	0	0.0	0	0	2
12/20	Green Bay	0	0	0.0	0	0	3	37	12.3	29	0	37
12/24	San Diego	0	0	0.0	0	0	2	3	1.5	3	0	3
1/3/16	at Kansas City			Reserve/Suspended List								
TOTALS (15/7)		**10**	**36**	**3.6**	**12**	**0**	**30**	**269**	**9.0**	**55**	**3**	**305**

90 JARRAN REED
DEFENSIVE TACKLE

Height	6-3
Weight	311
College	Alabama
NFL Seasons	Rookie
Born	December 16, 1992
Hometown	Goldsboro, N.C.
Pronunciation	JARE-inn

REED'S 2016 SEASON

Mia (9/11): Started first-career game and had two tackles and two passes defensed. **SF (9/25):** Had three assisted tackles. **at NYJ (10/2):** Inactive (hip). **Atl (10/16):** Returned to action and totaled three tackles (1 solo), including first-career sack and two QB hits. **at NE (11/13):** Totaled a season-best five tackles and shared a sack with Damontre Moore.

REED'S 2016 GAME-BY-GAME

Game	G/S	T	S	A	QB	Yds.	QH	Int.	Yds.	PD	FF	FR	Yds.
Miami (9/11)	1/1	2	0	2	0.0	0.0	0	0	0	2	0	0	0
at L.A. (9/18)	1/1	2	1	1	0.0	0.0	0	0	0	0	0	0	0
SF (9/25)	1/1	3	0	3	0.0	0.0	0	0	0	0	0	0	0
at NYJ (10/2)			Inactive (hip)										
Atl (10/16)	1/0	3	1	2	1.0	0.0	2	0	0	0	0	0	0
at Ariz (10/23)	1/0	1	1	0	0.0	0.0	0	0	0	0	0	0	0
at NO (10/30)	1/0	3	1	2	0.0	0.0	0	0	0	0	0	0	0
Buf (11/7)	1/0	2	1	1	0.0	0.0	0	0	0	0	0	0	0
at NE (11/13)	1/0	5	1	4	0.5	3.5	1	0	0	0	0	0	0
Phi (11/20)	1/0	2	1	1	0.0	0.0	1	0	0	1	0	0	0
atTB (11/27)	1/0	2	1	1	0.0	0.0	0	0	0	0	0	0	0
Car (12/4)	1/0	0	0	0	0.0	0.0	0	0	0	0	0	0	0
at GB (12/11)	1/0	4	2	2	0.0	0.0	0	0	0	0	0	0	0
Totals	**12/3**	**29**	**10**	**19**	**1.5**	**3.5**	**4**	**0**	**0**	**3**	**0**	**0**	**0**

10 PAUL RICHARDSON
WIDE RECEIVER

Height	6-0
Weight	183
College	Colorado
Seasons	NFL 3rd, Seahawks 3rd
Born	April 13, 1992
Hometown	Los Angeles, Calif.

RICHARDSON'S NFL RECORD

Year	Club	G/S	No	Yds	Avg	LG	TD
2014	Seattle	15/6	29	271	9.3	32	1
2015	Seattle	1/0	1	40	40.0	40	0
2016	Seattle	12/0	13	206	15.8	39	0
NFL TOTALS		**28/6**	**43**	**517**	**12.0**	**40**	**1**

POSTSEASON

Year	Club	G/S	No	Yds	Avg	LG	TD
2014	Seattle	1/0	1	21	21.0	21	0
NFL TOTALS		**1/0**	**1**	**21**	**21.0**	**21**	**0**

RICHARDSON'S SINGLE-GAME HIGHS

Most Receptions: 5, 2 Times, Last vs. St. Louis (12/28/14)
Most Yards: 60 vs. St. Louis (12/28/14)
Most TDs: 1 vs. San Francisco (12/14/14)
Longest Reception: 40 vs. SF (11/22/15)

ADDITIONAL STATS

Special Teams Tackles: 2016 (2); **Career:** (2).

RICHARDSON'S 2016 SEASON

2016	Opponent	No	Yds	Avg	LG	TD
9/11	Miami	1	11	11.0	11	0
9/18	at L.A.	3	35	11.7	14	0
9/25	San Francisco	0	0	0.0	0	0
10/2	at N.Y. Jets	1	27	27.0	27	0
10/16	Atlanta	0	0	0.0	0	0
10/23	at Arizona	1	10	10.0	10	0
10/30	at New Orleans	2	33	16.5	23	0
11/7	Buffalo	1	15	17.0	15	0
11/13	at New England	2	52	26.0	39	0
11/20	Philadelphia	1	6	6.0	6	0
11/27	at Tampa Bay	1	17	17.0	17	0
12/4	Carolina	Inactive (hamstring)				
12/11	at Green Bay	0	0	0.0	0	0
TOTALS (12/0)		**13**	**206**	**15.8**	**39**	**0**

RICHARDSON'S GAME-BY-GAME RECEIVING

2014	Opponent	No	Yds	Avg	LG	TD
09/04	Green Bay	0	0	0.0	0	0
09/14	at San Diego	0	0	0.0	0	0
09/21	Denver	1	7	7.0	7	0
10/06	at Washington	0	0	0.0	0	0
10/12	Dallas	Inactive				
10/19	at St. Louis	4	33	8.3	11	0
10/26	at Carolina	2	20	10.0	11	0
11/02	Oakland	3	12	4.0	10	0
11/09	NY Giants	0	0	0.0	0	0
11/16	at Kansas City	3	24	8.0	10	0
11/23	Arizona	0	0	0.0	0	0
11/27	at San Francisco	1	6	6.0	6	0
12/07	at Philadelphia	2	27	13.5	20	0
12/14	San Francisco	3	30	10.0	11	1
12/21	at Arizona	5	52	10.4	22	0
12/28	St. Louis	5	60	12.0	32	0
TOTALS (15/6)		**29**	**271**	**9.3**	**32**	**1**
1/10	Carolina	1	21	21.0	21	0
PLAYOFFS (1/0)		**1**	**21**	**21.0**	**21**	**0**

2015	Opponent	No	Yds	Avg	LG	TD
Games 1-8		PUP (Knee)				
11/15	Arizona	1	40	40.0	40	0
11/22	San Francisco	Inactive (Hamstring)				
11/29	Pittsburgh	Inactive (Hamstring)				
TOTALS (1/0)		**1**	**40**	**40.0**	**40**	**0**

77 AHTYBA RUBIN
DEFENSIVE TACKLE

Height	6-2
Weight	310
College	Iowa State
Seasons	NFL 9th, Seahawks 2nd
Born	July 25, 1986
Hometown	Pensacola, Fla.
Pronunciation	ah-TAH-buh

RUBIN'S NFL RECORD

			Tackles			Sacks		Interceptions								
	Club	G/S	Tkl	So	Ast	QB	Yds	No	Yds	Avg	LG	TD	PD	FF	FR	Yds
2008	Cleveland	12/0	11	7	4	0.0	0.0	0	0	0.0	0	0	0	0	1	0
2009	Cleveland	16/5	38	23	15	0.0	0.0	0	0	0.0	0	0	0	1	0	0
2010	Cleveland	16/16	82	57	25	2.0	17.0	1	1	1.0	1	0	2	0	0	0
2011	Cleveland	16/16	83	56	27	5.0	36.5	0	0	0.0	0	0	0	0	0	0
2012	Cleveland	13/13	44	30	14	2.0	13.0	0	0	0.0	0	0	2	2	0	0
2013	Cleveland	14/14	52	25	27	2.0	9.0	0	0	0.0	0	0	0	0	0	0
2014	Cleveland	13/11	28	14	14	1.0	6.0	0	0	0.0	0	0	1	0	0	0
2015	Seattle	16/16	36	20	16	2.0	9.0	1	2	2.0	2	0	1	0	0	0
2016	Seattle	13/13	28	17	11	1.0	9.0	0	0	0.0	0	0	1	2	0	0
NFL TOTALS		**129/104**	**402**	**249**	**153**	**15.0**	**99.5**	**2**	**3**	**1.5**	**2**	**0**	**7**	**5**	**1**	**0**

POSTSEASON

			Tackles			Sacks		Interceptions								
	Club	G/S	Tkl	So	Ast	QB	Yds	No	Yds	Avg	LG	TD	PD	FF	FR	Yds
2015	Seattle	2/2	10	5	5	1.0	9.0	0	0	0.0	0	0	0	0	1	0
NFL TOTALS		**2/2**	**10**	**5**	**5**	**1.0**	**9.0**	**0**	**0**	**0.0**	**0**	**0**	**0**	**0**	**1**	**0**

RUBIN'S SINGLE-GAME HIGHS

Tackles: 10 at Cincinnati (12/19/10)
Sacks: 1.5 vs. Miami (9/25/11)
Int.: 1, 2 Times, Last vs. Pittsburgh (11/29/15)
FF: 1, 5 Times, Last at Tampa Bay (11/27/16)
FR: 1 at Buffalo (11/17/08)

RUBIN'S 2016 SEASON

at NE (11/13): Started 100th-career game of career. **at GB (12/11):** Recorded a sack - first of the season .

RUBIN'S 2016 GAME-BY-GAME

Game	G/S	T	S	A	QB	Yds.	QH	Int.	Yds.	PD	FF	FR	Yds.
Miami (9/11)	1/1	0	0	0	0.0	0.0	0	0	0	0	1	0	0
at L.A. (9/18)	1/1	2	2	0	0.0	0.0	0	0	0	0	0	0	0
SF (9/25)	1/1	5	1	4	0.0	0.0	0	0	0	0	0	0	0
at NYJ (10/2)	1/1	2	0	2	0.0	0.0	0	0	0	0	0	0	0
Atl (10/16)	1/1	1	0	1	0.0	0.0	0	0	0	0	0	0	0
at Ariz (10/23)	1/1	6	6	0	0.0	0.0	0	0	0	0	0	0	0
at NO (10/30)	1/1	5	3	2	0.0	0.0	0	0	0	0	0	0	0
Buf (11/7)	1/1	1	1	0	0.0	0.0	0	0	0	0	0	0	0
at NE (11/13)	1/1	1	0	1	0.0	0.0	0	0	0	1	0	0	0
Phi (11/20)	1/1	0	0	0	0.0	0.0	0	0	0	0	0	0	0
at TB (11/27)	1/1	2	1	1	0.0	0.0	0	0	0	0	1	0	0
Car (12/4)	1/1	1	1	0	0.0	0.0	1	0	0	0	0	0	0
at GB (12/11)	1/1	2	2	0	1.0	9.0	1	0	0	0	0	0	0
Totals	**13/13**	**28**	**17**	**11**	**1.0**	**9.0**	**2**	**0**	**0**	**1**	**2**	**0**	**0**

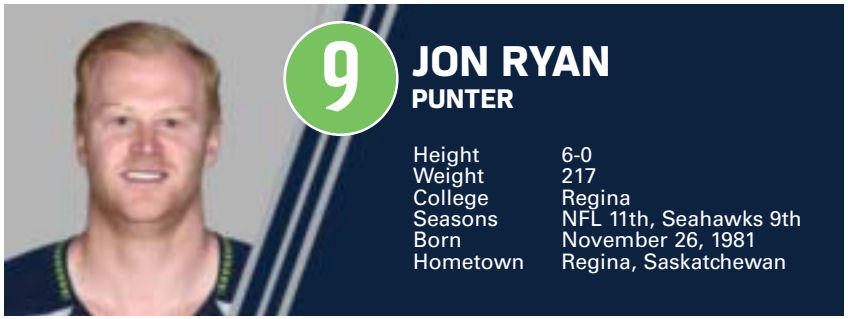

9 JON RYAN
PUNTER

Height	6-0
Weight	217
College	Regina
Seasons	NFL 11th, Seahawks 9th
Born	November 26, 1981
Hometown	Regina, Saskatchewan

RYAN'S NFL RECORD

	Club	G/S	No	Yds	Avg	Net Avg	LG	I20	TB	Blk
2006	Green Bay	16/0	84	3,739	44.5	35.7	66	17	12	0
2007	Green Bay	16/0	60	2,664	44.4	37.6	72	18	11	2
2008	Seattle	15/0	78	3,557	45.6	37.9	63	22	12	1
2009	Seattle	16/0	88	4,068	46.2	38.7	70	28	9	0
2010	Seattle	16/0	78	3,254	41.7	37.3	63	27	1	0
2011	Seattle	16/0	95	4,431	46.6*	39.3	77*	34	8	0
2012	Seattle	16/0	65	2,963	45.6	40.8*	73	30	3	0
2013	Seattle	16/0	74	3,159	42.7	39.2	69	28	5	2
2014	Seattle	16/0	61	2,688	44.1	38.3	66	28	6	1
2015	Seattle	16/0	68	3,105	45.7	37.9	73	24	7	0
2016	Seattle	13/0	60	2,690	44.8	40.3	62	22	3	1
NFL TOTALS		**172/0**	**811**	**36,317**	**44.8**	**38.3**	**77**	**278**	**77**	**7**

POSTSEASON

	Club	G/S	No	Yds	Avg	Net Avg	LG	I20	TB	Blk
2007	Green Bay	2/0	9	298	33.1	28.2	43	3	1	0
2010	Seattle	2/0	13	470	36.2	33.0	52	4	0	0
2012	Seattle	2/0	6	214	35.7	30.3	50	2	1	0
2013	Seattle	3/0	9	356	39.6	28.9	46	2	0	0
2014	Seattle	3/0	15	635	42.3	36.2	61	6	0	0
2015	Seattle	2/0	8	286	35.8	34.9	42	4	0	0
NFL TOTALS		**14/0**	**60**	**2,259**	**37.7**	**30.9**	**61**	**21**	**2**	**0**

* Club Record

RYAN'S SINGLE-GAME HIGHS

Punts: 11 vs. Philadelphia (11/2/08)
Avg. (3 min.): 61.0 at Dallas (11/6/11)
Net (3 min.): 58.3 at Dallas (11/6/11)
Longest: 77* at San Francisco (9/11/11)
Inside 20: 6,3, Times, Last at Miami (11/25/12)

ADDITIONAL STATS

Special Teams Tackles: 2006 (1), 2007 (FR), 2009 (3), 2011 (3), 2015 (2); **Career:** (9, FR). **Passing:** 2007: 1-1 for 18 yards, 2009: 1-1 for 42 yards; 2016: 0-1 for 0 yards; **Career:** 2-3 for 60 yards.
Rushing: 2006: One for -11, 2007: Two for 7, 2009: One for 0, 2010: One for -9; 2014: Two for 5 (fake FG and fumble punt snap); **Career**: Seven for -8 yards.
Postseason Special Teams Passing: 2014 (1-1, 19-yard TD on Fake FG). **Rushing:** 2015 (One for 4 yards following a low snap).

RYAN'S 2016 SEASON

at NYJ (10/2): Earned NFC Special Teams Player of the Week honors after placing four of five punts inside the 20. **at NO (10/30):** Tied a season-long with a 58-yard punt. Also credited with a pass attempt on a fumbled field goal snap at the end of the first half.

2016	Opponent	No	Yds	Avg	Net Avg	LG	I20	TB	Blk
9/11	Miami	6	253	42.2	36.8	50	2	0	0
9/18	at L.A.	7	309	44.1	39.1	51	2	1	0
9/25	San Francisco	2	102	51.0	41.0	57	0	0	0
10/2	at N.Y. Jets	5	203	40.6	40.6	56	4	0	0
10/16	Atlanta	5	230	46.0	39.8	58	2	1	0
10/23	at Arizona	9	414	46.0	42.3	58	2	0	0
10/30	at New Orleans	3	146	48.7	42.0	58	1	1	0
11/7	Buffalo	3	142	47.3	32.3	62	1	0	1
11/13	at New England	2	105	52.5	48.5	54	2	0	0
11/20	Philadelphia	6	279	46.5	44.0	58	3	0	0
11/27	at Tampa Bay	7	330	47.1	40.3	55	1	0	0
12/4	Carolina	1	41	41.0	41.0	41	0	0	0
12/11	at Green Bay	4	136	34.0	34.0	42	2	0	0
TOTALS		**60**	**2,690**	**44.8**	**40.3**	**62**	**22**	**3**	**1**



35 DESHAWN SHEAD
DEFENSIVE BACK

Height	6-2
Weight	212
College	Portland State
Seasons	NFL 5th, Seahawks 5th
Born	June 28, 1988
Hometown	Palmdale, Calif.

SHEAD'S NFL RECORD

			Tackles			Sacks		Interceptions								
	Club	G/S	Tkl	So	Ast	QB	Yds	No	Yds	Avg	LG	TD	PD	FF	FR	Yds
2012	Seattle	0/0	0	0	0	0.0	0.0	0	0.0	0.0	0	0	0	0	0	0
2013	Seattle	5/0	0	0	0	0.0	0.0	0	0.0	0.0	0	0	0	0	0	0
2014	Seattle	16/1	7	6	1	0.0	0.0	0	0.0	0.0	0	0	2	0	0	0
2015	Seattle	16/6	49	38	11	1.0	5.0	1	40	40.0	40	0	8	1	0	0
2016	Seattle	12/12	65	48	17	0.0	0.0	1	2	2.0	2	0	13	1	0	0
NFL TOTALS		**49/18**	**121**	**92**	**29**	**1.0**	**5.0**	**2**	**42**	**21.0**	**40**	**0**	**23**	**2**	**0**	**0**

POSTSEASON

			Tackles			Sacks		Interceptions								
	Club	G/S	Tkl	So	Ast	QB	Yds	No	Yds	Avg	LG	TD	PD	FF	FR	Yds
2012	Seattle	0/0	0	0	0	0.0	0.0	0	0	0.0	0	0	0	0	0	0
2013	Seattle	3/0	0	0	0	0.0	0.0	0	0	0.0	0	0	0	0	0	0
2014	Seattle	3/0	0	0	0	0.0	0.0	0	0	0.0	0	0	0	0	0	0
2015	Seattle	2/1	9	6	3	0.0	0.0	0	0	0.0	0	0	0	0	0	0
NFL TOTALS		**8/1**	**9**	**6**	**3**	**0.0**	**0.0**	**0**	**0**	**0.0**	**0**	**0**	**0**	**0**	**0**	**0**

SHEAD'S SINGLE-GAME HIGHS

Tackles: 10, vs. Pittsburgh (11/29/15)
Sacks: 1.0, at Cincinnati (10/11/15)
Int.: 1, 2 Times, Last at New England (11/13/16)
FF: 1, 2 Times, Last vs. San Francisco (9/25/16)
FR: None

ADDITIONAL STATS

Special Teams Tackles: 2013 (1), 2014 (6, blocked punt), 2015 (4, FF), 2016 (1); **Career:** 12, FF.
Postseason Special Teams Tackles: 2013 (2), 2014 (6), 2015 (1); **Career:** 9.

SHEAD'S 2016 SEASON

Mia (9/11): Started at right CB. **at Ariz (10/23):** Posted a season-best nine tackles (8 solo) and had a pass defesed. Set a single-season career high with ninth pass defensed. **at NE (11/13):** Had second-career interception, Tom Brady's first of the season and ended the Patriot's NFL record for most pass attempts to open a season without an interception. **Phi (11/20):** Left game early in the first half with a hamstring injury. **at TB (11/27):** Inactive (hamstring).

SHEAD'S 2016 GAME-BY-GAME

Game	G/S	T	S	A	QB	Yds.	QH	Int.	Yds.	PD	FF	FR	Yds.
Miami (9/11)	1/1	4	1	3	0.0	0.0	0	0	0	2	0	0	0
at L.A. (9/18)	1/1	4	4	0	0.0	0.0	0	0	0	0	0	0	0
SF (9/25)	1/1	7	7	0	0.0	0.0	0	0	0	1	1	0	0
at NYJ (10/2)	1/1	4	3	1	0.0	0.0	0	0	0	2	0	0	0
Atl (10/16)	1/1	8	7	1	0.0	0.0	0	0	0	3	0	0	0
at Ariz (10/23)	1/1	9	8	1	0.0	0.0	0	0	0	1	0	0	0
at NO (10/30)	1/1	8	6	2	0.0	0.0	0	0	0	0	0	0	0
Buf (11/7)	1/1	8	4	4	0.0	0.0	0	0	0	0	0	0	0
at NE (11/13)	1/1	4	3	1	0.0	0.0	0	1	2	1	0	0	0
Phi (11/20)	1/1	1	0	1	0.0	0.0	0	0	0	0	0	0	0
at TB (11/27)					Inactive (hamstring)								
Car (12/4)	1/1	3	1	2	0.0	0.0	0	0	0	1	0	0	0
at GB (12/11)	1/1	5	4	1	0.0	0.0	0	0	0	2	0	0	0
Totals	**12/12**	**65**	**48**	**17**	**0.0**	**0.0**	**0**	**1**	**2**	**13**	**1**	**0**	**0**

25 RICHARD SHERMAN
CORNERBACK

Height	6-3
Weight	195
College	Stanford
Seasons	NFL 6th, Seahawks 6th
Born	March 30, 1988
Hometown	Compton, Calif.

SHERMAN'S NFL RECORD

			Tackles			Sacks		Interceptions								
Club		G/S	Tkl	So	Ast	QB	Yds	No	Yds	Avg	LG	TD	PD	FF	FR	Yds
2011	Seattle	16/10	53	46	7	0.0	0.0	4	45	11.3	33	0	17	1	0	0
2012	Seattle	16/16	62	52	10	1.0	16.0	8	57	7.1	29	1	24	3	1	0
2013	Seattle	16/16	49	38	11	0.0	0.0	8	125	15.6	58t	1	19	0	0	0
2014	Seattle	16/16	57	45	12	0.0	0.0	4	81	10.3	53	0	8	1	0	0
2015	Seattle	16/16	50	32	18	0.0	0.0	2	30	15.0	26	0	15	0	0	0
2016	Seattle	13/13	49	30	19	0.0	0.0	4	37	9.3	31	0	10	0	1	14
NFL TOTALS		**93/87**	**320**	**243**	**77**	**1.0**	**16.0**	**30**	**375**	**12.5**	**58t**	**2**	**93**	**5**	**2**	**14**

POSTSEASON

			Tackles			Sacks		Interceptions								
Club		G/S	Tkl	So	Ast	QB	Yds	No	Yds	Avg	LG	TD	PD	FF	FR	Yds
2012	Seattle	2/2	0	0	0	0.0	0.0	0	0	0.0	0	0	3	0	0	0
2013	Seattle	3/3	10	4	6	0.0	0.0	0	0	0.0	0	0	2	0	0	0
2014	Seattle	3/3	10	7	3	0.0	0.0	2	0	0.0	0	0	3	0	0	0
2015	Seattle	2/2	9	8	1	0.0	0.0	0	0	0.0	0	0	2	0	0	0
NFL TOTALS		**8/8**	**20**	**11**	**9**	**0.0**	**0.0**	**2**	**0**	**0.0**	**0**	**0**	**10**	**0**	**0**	**0**

SHERMAN'S SINGLE-GAME HIGHS

Tackles: 8, 5 Times, Last at New Orleans (10/30/16)
Interceptions: 2, 5 Times, Last at NY Jets (10/2/16)
Sacks: 1.0, vs. N.Y. Jets (11/11/12)
Forced Fumbles: 1, 5 Times, Last vs. Oakland (12/9/14)
Fumble Recoveries: 1, 2 Times, Last vs. NE (11/13/16)

ADDITIONAL STATS

Special Teams Tackles: 2011 (2); **Career:** (2).
Punt Returns: 2013 (1 for -6), 2014 (1 for 0), 2015 (1 for 64); **Career:** (3 for 58, 19.3 avg.).
Touchdowns: 2012 (19 yd. INT return, 90 yd. FG block return); 2013 (58 yd. INT return).

SHERMAN'S 2016 SEASON

at NYJ (10/2): Allowed just four receptions on 12 targets, including picking off two passes...the fifth multi-interception game of his career. **at NO (10/30):** Tied a career high with eight tackles (5 solo). **Buf (11/7):** Had an interception in the end zone and returned it 31 yards to the Seahawks 27 yard line. **at NE (11/13):** Had seven tackles and a fumble recovery that he returned 14 yards to the Patriots 48-yard line that set up Seattle's final score. **Phi (11/20):** Notched 30th-career interception.

SHERMAN'S 2016 GAME-BY-GAME

Game	G/S	T	S	A	QB	Yds.	QH	Int.	Yds.	PD	FF	FR	Yds.
Miami (9/11)	1/1	3	2	1	0.0	0.0	0	0	0	0	0	0	0
at L.A. (9/18)	1/1	3	2	1	0.0	0.0	0	0	0	0	0	0	0
SF (9/25)	1/1	2	2	0	0.0	0.0	0	0	0	1	0	0	0
at NYJ (10/2)	1/1	5	3	2	0.0	0.0	0	2	6	2	0	0	0
Atl (10/16)	1/1	4	2	2	0.0	0.0	0	0	0	2	0	0	0
at Ariz (10/23)	1/1	3	3	0	0.0	0.0	0	0	0	1	0	0	0
at NO (10/30)	1/1	8	5	3	0.0	0.0	0	0	0	0	0	0	0
Buf (11/7)	1/1	5	1	4	0.0	0.0	0	1	31	1	0	0	0
at NE (11/13)	1/1	7	3	4	0.0	0.0	0	0	0	0	0	1	14
Phi (11/20)	1/1	4	2	2	0.0	0.0	0	1	0	2	0	0	0
at TB (11/27)	1/1	2	2	0	0.0	0.0	0	0	0	0	0	0	0
Car (12/4)	1/1	1	1	0	0.0	0.0	0	0	0	1	0	0	0
at GB (12/11)	1/1	2	2	0	0.0	0.0	0	0	0	0	0	0	0
Totals	**13/13**	**49**	**30**	**19**	**0.0**	**0.0**	**0**	**4**	**37**	**10**	**0**	**1**	**14**

92 SEALVER SILIGA
DEFENSIVE TACKLE

Height	6-2
Weight	345
College	Utah
Seasons	NFL 6th, Seahawks 1st
Born	April 25, 1990
Hometown	West Jordan, Utah

SILIGA'S NFL RECORD

			Tackles			Sacks		Interceptions								
Club		G/S	Tkl	So	Ast	QB	Yds	No	Yds	Avg	LG	TD	PD	FF	FR	Yds
2011	Denver	Practice Squad														
2012	Denver	1/0	1	1	0	0.0	0.0	0	0	0.0	0	0	0	0	0	0
2013	New England	5/4	23	9	14	3.0	26.0	0	0	0.0	0	0	0	1	0	0
2014	New England	7/5	32	17	15	2.5	11.5	0	0	0.0	0	0	0	0	0	0
2015	New England	13/4	28	11	17	0.0	0.0	0	0	0.0	0	0	0	0	0	0
2016	Seattle	4/0	4	2	2	0.0	0.0	0	0	0.0	0	0	0	0	0	0
NFL TOTALS		**30/13**	**88**	**40**	**48**	**5.5**	**37.5**	**0**	**0**	**0.0**	**0**	**0**	**0**	**1**	**0**	**0**

POSTSEASON

			Tackles			Sacks		Interceptions								
Club		G/S	Tkl	So	Ast	QB	Yds	No	Yds	Avg	LG	TD	PD	FF	FR	Yds
2013	New England	2/2	8	6	2	0.0	0.0	0	0	0.0	0	0	0	0	0	0
2014	New England	3/3	12	4	8	0.0	0.0	0	0	0.0	0	0	0	0	0	0
2015	New England	2/0	1	1	0	0.0	0.0	0	0	0.0	0	0	0	0	0	0
NFL TOTALS		**7/5**	**21**	**11**	**10**	**0.0**	**0.0**	**0**	**0**	**0.0**	**0**	**0**	**0**	**0**	**0**	**0**

SILIGA'S SINGLE-GAME HIGHS

Tackles: 9 vs. Buffalo (12/29/13)
Interceptions: None
Sacks: 1, 5 Times, Last at NY Jets (12/21/14)
Forced Fumbles: 1 vs. Buffalo (12/29/13)
Fumble Recoveries: None

SILIGA'S 2016 SEASON

Originally placed on IR (calf) August 29. Released from IR with injury settlement September 3. Re-signed with Seattle October 18. Released November 15.

SILIGA'S 2016 GAME-BY-GAME

Game	G/S	T	S	A	QB	Yds.	QH	Int.	Yds.	PD	FF	FR	Yds.
at Ariz (10/23)	1/0	0	0	0	0.0	0.0	0	0	0	0	0	0	0
at NO (10/30)	1/0	1	0	1	0.0	0.0	0	0	0	0	0	0	0
Buf (11/7)	1/0	1	0	1	0.0	0.0	0	0	0	0	0	0	0
at NE (11/13)	1/0	2	2	0	0.0	0.0	0	0	0	0	0	0	0
Totals	**4/0**	**4**	**2**	**2**	**0.0**	**0.0**	**0**	**0**	**0**	**0**	**0**	**0**	**0**

27 THAROLD SIMON
CORNERBACK

Height	6-3
Weight	202
College	LSU
Seasons	NFL 4th, Seahawks 4th
Born	March 6, 1991
Hometown	Eunice, Louisiana

SIMON'S NFL RECORD

			Tackles			Sacks		Interceptions								
Club		**G/S**	**Tkl**	**So**	**Ast**	**QB**	**Yds**	**No**	**Yds**	**Avg**	**LG**	**TD**	**PD**	**FF**	**FR**	**Yds**
2013	Seattle	0/0	Injured Reserve													
2014	Seattle	10/5	11	9	2	0.0	0.0	1	0	0.0	0	0	3	0	0	0
2015	Seattle	1/0	0	0	0	0.0	0.0	0	0	0.0	0	0	0	0	0	0
2016	Seattle	0/0	0	0	0	0.0	0.0	0	0	0.0	0	0	0	0	0	0
NFL TOTALS		**11/5**	**11**	**9**	**2**	**0.0**	**0.0**	**1**	**0**	**0.0**	**0**	**0**	**3**	**0**	**0**	**0**

POSTSEASON

			Tackles			Sacks		Interceptions								
Club		**G/S**	**Tkl**	**So**	**Ast**	**QB**	**Yds**	**No**	**Yds**	**Avg**	**LG**	**TD**	**PD**	**FF**	**FR**	**Yds**
2013	Seattle	0/0	Injured Reserve													
2014	Seattle	3/1	5	5	0	0.0	0.0	0	0	0.0	0	0	1	0	0	0
2015	Seattle		Injured Reserve													
NFL TOTALS		**3/1**	**5**	**5**	**0**	**0.0**	**0.0**	**0**	**0**	**0.0**	**0**	**0**	**1**	**0**	**0**	**0**

SIMON'S SINGLE-GAME HIGHS

Tackles: 3 vs. N.Y. Giants (11/9/14)
Interceptions: 1 at Philadelphia (12/7/14)
Sacks: None
Forced Fumbles: None
Fumble Recoveries: None

ADDITIONAL STATS

Special Teams Tackles: 2014 (2); **Career:** (2).

SIMON'S 2016 SEASON

Released September 13. **Mia (9/11):** Inactive.

SIMON'S 2016 GAME-BY-GAME

Game	**G/S**	**T**	**S**	**A**	**QB**	**Yds.**	**QH**	**Int.**	**Yds.**	**PD**	**FF**	**FR**	**Yds.**
Miami (9/11)	0/0			Inactive									
Totals	**0/0**	**0**	**0**	**0**	**0.0**	**0.0**	**0**	**0**	**0**	**0**	**0**	**0**	**0**

98 GARRISON SMITH
DEFENSIVE TACKLE

Height	6-1
Weight	310
College	Georgia
Seasons	NFL 3rd, Seahawks 1st
Born	October 9, 1991
Hometown	Atlanta, Ga.

NFL TRANSACTIONS:

05/12/14: Signed with Miami as undrafted FA
08/30/14: Waived by Miami
09/01/14: Signed to Miami PS
09/06/14: Waived by Miami
11/27/14: Signed to New Orleans PS
12/16/14: Waived by New Orleans
12/23/14: Signed to San Francisco PS
12/30/14: Signed to reserve/future contract with San Francisco
09/05/15: Waived by San Francisco
09/06/15: Signed to San Francisco PS
01/05/16: Signed to reserve/future contract with San Francisco
09/05/16: Traded by San Francisco to Seattle

NFL CAREER HIGHLIGHTS:

- Originally signed by Miami as an undrafted free agent and spent the start of 2014 on the Dolphins practice squad. Later spent time on the New Orleans practice squad and ended the season on San Francisco's practice squad.
- Spent the entire 2015 season on the 49ers practice squad.

COLLEGE: Played in 48 games (23 starts) during his four-year career at Georgia and recorded 145 tackles, 16 TFLs, 7 sacks, 2 FFs and 1 FR. Started all 13 games as a senior, recording 63 tackles, 10 TFLs, 6 sacks and 2 FFs. Named to SEC Academic honor roll in 2013. Appearing in 14 games (8 starts), recorded 57 tackles, 2 TFLs and 1 sack as a junior. In 2011, registered 22 tackles and 3 TFLs in 14 appearances (2 starts). As a sophomore, named to SEC Academic Honor Roll for the fall semester. In 2010, saw action in 7 games, recording 3 tackles and 1 TFL as a freshman.

PERSONAL: Graduated with a degree in history. Attended Douglass (Atlanta, Ga.) HS, where he was named Class 5A All-State First-Team and earned an invititation to the U.S. Army All-America Bowl in 2009. During free time, he enjoys listening to music, hunting, fishing and speaking to local youth. Is cousins with Buffalo Bills T Cordy Glenn.

SMITH'S NFL RECORD

			Tackles			Sacks		Interceptions								
	Club	G/S	Tkl	So	Ast	QB	Yds	No	Yds	Avg	LG	TD	PD	FF	FR	Yds
2014	Miami		Practice Squad													
	New Orleans		Practice Squad													
	San Francisco		Practice Squad													
2015	San Francisco		Practice Squad													
2016	Seattle	3/0	5	1	4	0.0	0.0	0	0	0.0	0	0	0	0	0	0
NFL TOTALS		**3/0**	**5**	**1**	**4**	**0.0**	**0.0**	**0**	**0**	**0.0**	**0**	**0**	**0**	**0**	**0**	**0**

SMITH'S 2016 SEASON

Placed on injured reserve (knee) on October 18. **Mia (9/11):** Inactive. **at LA (9/18):** Inactive. **SF (9/25):** Saw action in first-career game and totaled four tackles.

SMITH'S 2016 GAME-BY-GAME

Game	G/S	T	S	A	QB	Yds.	QH	Int.	Yds.	PD	FF	FR	Yds.
Games 1-2	0/0			Inactive									
SF (9/25)	1/0	4	1	3	0.0	0.0	0	0	0	0	0	0	0
at NYJ (10/2)	1/0	0	0	0	0.0	0.0	0	0	0	0	0	0	0
Atl (10/16)	1/0	1	0	1	0.0	0.0	0	0	0	0	0	0	0
Totals	**3/0**	**5**	**1**	**4**	**0.0**	**0.0**	**0**	**0**	**0**	**0**	**0**	**0**	**0**



78 BRADLEY SOWELL
TACKLE

Height	6-7
Weight	309
College	Mississippi
Seasons	NFL 5th, Seahawks 1st
Born	June 6, 1989
Hometown	Hernando, Miss.
Pronunciation	SOW-ull (like 'vowel')

SOWELL'S NFL RECORD

Year	Team	—	GP/GS	Postseason
2012	Ind.	—	10/0	1/0
2013	Arizona	—	16/12	
2014	Arizona	—	16/0	1/0
2015	Arizona	—	16/0	2/0
2016	Seattle	—	9/8	
NFL TOTALS		**—**	**67/20**	**4/0**

SOWELL'S 2016 SEASON

Mia (9/11): Started at LT. **at LA (9/18):** Started at LT. **SF (9/25):** Started at LT. **at NYJ (10/2):** Started at LT. **Atl (10/16):** Started at LT. **at Ariz (10/23):** Started at LT, but left in the fourth quarter with an injured knee. **at NO (10/30):** Inactive (knee). **Buf (11/7):** Inactive (knee). **at NE (11/13):** Inactive (knee). **Phi (11/20):** Inactive. **at TB (11/27):** Did not start, but replaced Garry Gilliam at RT on the second drive of the game. **Car (12/4):** Started at RT and helped the team total season highs in yards - 534, and rushing yards - 240. **at GB (12/11):** Started at RT.



28 C.J. SPILLER
RUNNING BACK

Height	5-11
Weight	200
College	Clemson
Seasons	NFL 7th, Seahawks 1st
Born	August 5, 1987
Hometown	Lake Butler, Fla.

NFL TRANSACTIONS:

04/22/10: Drafted by Buffalo (1st round, 9th)
10/21/14: Placed on IR/Designated to return (collarbone) by Buffalo
12/19/14: Activated to 53-man roster from IR
03/16/15: Signed with New Orleans as UFA
12/30/15: Placed on IR by New Orleans
09/13/16: Released by New Orleans
09/29/16: Signed with Seattle as UFA

NFL CAREER HIGHLIGHTS:

- Originally drafted ninth overall by the Buffalo Bills in the 2010 NFL Draft and played in 70 games with 36 starts for Buffalo.
- Earned a Pro Bowl selection in 2012 after rushing for 1,244 yards and six TDs to go along with 459 receiving yards and two TDs. Posted five of 10 career 100-yard rushing games in 2012.
- Gained 100 or more yards from scrimmage 11 times in 2012. Has totaled 100 or more yards from scrimmage 20 total times during career.
- Totaled a career-best 169 rushing yards vs. the N.Y. Jets in the 2012 season opener on September 9.
- Ranked fifth in the AFC with a 5.2 yard/carry average in 2011.
- Has two career kickoff return TDs, including a long of 102 yards, while averaging 25.8 yards/return on 68 attempts.

COLLEGE: Led the ACC in all-purpose yards with 7,588 during career at Clemson, finishing second in NCAA Division I history. First player in conference history with at least 1,000 yards rushing (1,212), and 500 receiving (503) in same season (2009). Tied an all-time NCAA record with eight kickoff return TDs. Joined Reggie Bush as the only college football players in history with 3,000 yards rushing (3,547), 1,500 yards on kickoff returns (2,052), 1,000 in receiving yards (1,420), and 500 in punt return yards (569). Set 31 Clemson records, including all-purpose running, returns for TDs and many others. Sixth player in ACC history with 3,000 rushing yards and 1,000 reciving yards in a career. Had 21 TDs of 50 yards or more. As a senior in 2009, was the College Football Performance Awards Kickoff Returner Trophy recipient, the first award at the position in college football history. Unanimous All-American selection, becoming the first player in Clemson history to receive that honor. Finalist for the Doak Walker Award. First-team All-ACC choice and named ACC Player of the Year, becoming the first Tiger since 1987. Finished sixth in the 2009 Heisman Trophy voting. Received a bachelor's degree in sociology.

PERSONAL: Totaled 5,511 career rushing yards on 541 carries during prep career at Union County (Lake Butler, Fla.) High School. Scored 39 career total TDs. A three-time All-State selection, was tabbed as both a first-team All-USA Today and Parade All-American selection and EA Sports second-team All-American. Played in the U.S. Army All-American game and was also selected to play in the California-Florida High School All-Star Game. As a senior, carried the ball 176 times for 1,840 yards (10.5 avg.) along with 30 TDs. One of the top track athletes in Florida and the state champion in the 100m and 200m.

SPILLER'S NFL RECORD

			Rushing					Receiving				
Club	Team	G/S	Att	Yds	Avg	LG	TD	No	Yds	Avg	LG	TD
2010	Buffalo	14/1	74	283	3.8	20	0	24	157	6.5	41	1
2011	Buffalo	16/11	107	561	5.2	38	4	39	269	6.9	19	2
2012	Buffalo	16/9	207	1,244	6.0	62	6	43	459	10.7	66t	2
2013	Buffalo	15/10	202	933	4.6	77	2	33	185	5.6	27	0
2014	Buffalo	9/5	78	300	3.8	53	0	19	125	6.6	25	1
2015	New Orleans	13/2	36	112	3.1	11	0	34	239	7.0	80t	2
2016	Seattle	2/0	3	9	3.0	13	0	5	43	8.6	24	1
NFL TOTALS		**85/38**	**707**	**3,442**	**4.9**	**77**	**12**	**197**	**1,477**	**7.5**	**80t**	**9**

			-------Kickoff Returns-------					----------Punt Returns---------				
Year	Club	G/S	No	Yds	Avg	LG	TD	No	Yds	Avg	LG	TD
2010	Buffalo	14/1	44	1,014	23.0	95t	1	12	175	14.6	34	0
2011	Buffalo	16/11	6	143	23.8	35	0	13	127	9.8	45	0
2012	Buffalo	16/9	0	0	0.0	0	0	0	0	0.0	0	0
2013	Buffalo	15/10	0	0	0.0	0	0	0	0	0.0	0	0
2014	Buffalo	9/5	10	306	30.6	102t	1	0	0	0.0	0	0
2015	New Orleans	13/2	7	149	21.3	26	0	0	0	0.0	0	0
2016	Seattle	1/0	1	22	22.0	22	0	0	0	0.0	0	0
NFL TOTALS		**84/38**	**68**	**1,634**	**25.8**	**102t**	**2**	**25**	**302**	**12.1**	**45**	**0**

SPILLER'S SINGLE-GAME HIGHS

Rushing

Rush Attempts: 24, 2 Times, Last vs. NYJ (12/30/12)
Rush Yards: 169 vs. NYJ (9/9/12)
Longest Rush: 77 vs. Atlanta (12/1/13)
Most Rush TDs: 2 vs. Kansas City (9/16/12)

Receiving

Most Rec.: 9 vs. Miami (12/18/11)
Most Rec. Yards: 76 vs. Miami (12/18/11)
Longest Reception: 80t vs. Dallas (10/5/15)
Most Rec. TDs: 1, 9 Times, Last at NYJ (10/2/16)

SPILLER'S 2016 SEASON

Released by New Orleans September 13. Signed by Seattle September 29. Was released by Seattle October 26. **at NYJ (10/2):** Saw action in the game just four days after signing with the team. Rushed twice for 12 yards and had two receptions for 5 yards, including an 8-yard TD. Also served as the primary kick returner. **at Ariz (10/23):** Inactive.

			----------Rushing----------					----------Receiving---------					
2016	Opponent	Att	Yds	Avg	LG	TD	Rec	Yds	Avg	LG	TD	Total
With New Orleans												
9/11	Oakland	Inactive										
With Seattle												
10/2	at N.Y. Jets	2	12	6.0	13	0	2	5	2.5	8t	1	17
10/16	Atlanta	1	-3	-3.0	-3	0	3	38	12.7	24	0	35
10/23	at Arizona	Inactive										
TOTALS (2/0)		**3**	**9**	**3.0**	**13**	**0**	**5**	**43**	**8.6**	**24**	**1**	**52**

SPILLER'S GAME-BY-GAME

		----------Rushing----------					----------Receiving---------					
2010	Opponent	Att	Yds	Avg	LG	TD	Rec	Yds	Avg	LG	TD	Total
09/12	Miami	7	6	0.9	6	0	4	8	2.0	9	0	14
09/19	at Green Bay	1	3	3.0	3	0	4	23	5.8	7	0	26
09/26	at New England	4	29	7.3	19	0	3	10	3.3	5t	1	39
10/03	N.Y. Jets	2	11	5.5	6	0	1	4	4.0	4	0	15
10/10	Jacksonville	5	31	6.2	19	0	1	3	3.0	3	0	34
10/24	at Baltimore	7	33	4.7	13	0	0	0	0.0	0	0	33
10/31	at Kansas City	6	17	2.8	6	0	4	28	7.0	14	0	45
11/07	Chicago	7	20	2.9	15	0	1	5	5.0	5	0	25
11/14	Detroit	2	14	7.0	16	0	0	0	0.0	0	0	14
11/21	at Cincinnati	Inactive (Hamstring)										
11/28	Pittsburgh	Inactive (Hamstring)										
12/05	at Minnesota	7	35	5.0	20	0	2	1	0.5	4	0	36
12/12	Cleveland	8	33	4.1	8	0	0	0	0.0	0	0	33
12/19	at Miami	9	16	1.8	12	0	2	21	10.5	14	0	37
12/26	New England	6	30	5.0	7	0	2	54	27.0	41	0	84
01/02/11	at N.Y. Jets	3	5	1.7	2	0	0	0	0.0	0	0	5
TOTALS (14/1)		**74**	**283**	**3.8**	**20**	**0**	**24**	**157**	**6.5**	**41**	**1**	**440**

		----------Rushing----------					----------Receiving---------					
2011	Opponent	Att	Yds	Avg	LG	TD	Rec	Yds	Avg	LG	TD	Total
09/11	at Kansas City	5	16	3.2	9t	1	1	5	5.0	5	0	21
09/18	Oakland	4	63	15.8	26	0	1	6	6.0	6	0	69
09/25	New England	1	3	3.0	3	0	1	-7	-7.0	-7	0	-4
10/02	at Cincinnati	3	12	4.0	9	0	1	9	9.0	9	0	21
10/09	Philadelphia	`2	13	6.5	8	0	2	3	1.5	5	0	16
10/16	at N.Y. Jets	0	0	0.0	0	0	5	39	7.8	15	0	39
10/30	Washington	0	0	0.0	0	0	2	9	4.5	11	0	9
11/06	N.Y. Jets	2	5	2.5	3	0	0	0	0.0	0	0	5
11/13	at Dallas	1	1	1.0	1	0	0	0	0.0	0	0	1
11/20	at Miami	3	2	0.7	1	0	2	18	9.0	18	0	20
11/27	at N.Y. Jets	19	55	2.9	9	0	3	15	5.0	13	0	70
12/04	Tennessee	14	83	5.9	35t	1	3	19	6.3	12	0	102
12/11	at San Diego	12	46	3.8	16	0	3	10	3.3	6	0	56
12/18	Miami	12	91	7.6	24t	1	9	76	8.4	19	1	167
12/24	Denver	16	111	6.9	38	1	2	27	13.5	16	0	138
01/01/12	at New England	13	60	4.6	12	0	4	40	10.0	15t	1	100
TOTALS (16/11)		**107**	**561**	**5.2**	**38**	**4**	**39**	**269**	**6.9**	**19**	**2**	**830**

		----------Rushing----------					----------Receiving---------					
2012	Opponent	Att	Yds	Avg	LG	TD	Rec	Yds	Avg	LG	TD	Total
09/09	at N.Y. Jets	14	169	12.1	56t	1	2	25	12.5	30	0	194
09/16	Kansas City	15	123	8.2	38	2	3	47	15.7	27	0	170
09/23	at Cleveland	4	16	4.0	8	0	2	42	21.0	32t	1	58
09/30	New England	8	33	4.1	14	0	2	5	2.5	3	0	38
10/07	at San Francisco	7	24	3.4	12	0	0	0	0.0	0	0	24
10/14	at Arizona	12	88	7.3	33	1	4	22	5.5	11	0	110
10/21	Tennessee	12	70	5.8	20	0	6	32	5.3	20	0	102
11/04	at Houston	6	39	6.5	22	0	5	63	12.6	28	0	102
11/11	at New England	9	70	7.8	14	0	4	61	15.3	25	0	131
11/15	Miami	22	91	4.1	20	0	3	39	13.0	24	0	130
11/25	at Indianapolis	14	107	7.6	41	0	1	-4	-4.0	-4	0	103
12/02	Jacksonville	14	77	5.5	44t	1	1	7	7.0	7	0	84
12/09	St. Louis	7	37	5.3	13	0	1	15	15.0	15	0	52
12/16	Seattle	17	103	6.1	18	1	3	-2	-0.7	6	0	101
12/23	at Miami	22	138	6.3	62	0	4	35	8.8	14	0	173
12/30	N.Y. Jets	24	59	2.5	12	0	2	72	36.0	66t	1	131
TOTALS (16/9)		**207**	**1,244**	**6.0**	**62**	**6**	**43**	**459**	**10.7**	**66t**	**2**	**1,703**

		----------Rushing----------					----------Receiving----------					
2013	**Opponent**	**Att**	**Yds**	**Avg**	**LG**	**TD**	**Rec**	**Yds**	**Avg**	**LG**	**TD**	**Total**
09/08	New England	17	41	2.4	9	0	5	14	2.8	7	0	55
09/15	Carolina	16	103	6.4	46	0	3	14	4.7	7	0	117
09/22	at N.Y. Jets	10	9	0.9	6	0	1	1	1.0	1	0	10
09/29	Baltimore	23	77	3.3	10	0	0	0	0.0	0	0	77
10/03	at Cleveland	8	66	8.3	54t	1	0	0	0.0	0	0	66
10/13	Cincinnati	10	55	5.5	19	0	2	11	5.5	8	0	66
10/20	at Miami	6	11	1.8	11	0	3	-4	-1.3	1	0	7
11/03	Kansas City	12	116	9.7	61	0	2	39	19.5	27	0	155
11/10	at Pittsburgh	8	23	2.9	7	0	3	11	3.7	7	0	34
11/17	N.Y. Jets	13	6	0.5	3	0	2	10	5.0	8	0	16
12/01	Atlanta	15	149	9.9	77	1	2	8	4.0	8	0	157
12/08	at Tampa Bay	11	22	2.0	7	0	1	26	26.0	26	0	48
12/15	at Jacksonville	13	67	5.2	18	0	1	1	1.0	1	0	68
12/22	Miami	21	83	4.0	23	0	3	26	8.7	12	0	109
12/29	at New England	19	105	5.5	24	0	5	28	5.6	16	0	133
TOTALS (15/10)		**202**	**933**	**4.6**	**77**	**2**	**33**	**185**	**5.6**	**27**	**0**	**1,118**

		----------Rushing----------					----------Receiving----------					
2014	**Opponent**	**Att**	**Yds**	**Avg**	**LG**	**TD**	**Rec**	**Yds**	**Avg**	**LG**	**TD**	**Total**
09/07	at Chicago	15	53	3.5	13	0	3	11	3.7	7t	1	64
09/14	Miami	12	69	5.8	47	0	1	9	9.0	9	0	78
09/21	San Diego	10	25	2.5	6	0	3	37	12.3	25	0	62
09/28	at Houston	15	60	4.0	22	0	3	24	8.0	12	0	84
10/05	at Detroit	10	9	0.8	2	0	3	25	8.3	15	0	34
10/12	New England	6	19	3.2	12	0	0	0	0.0	0	0	19
10/19	Minnesota	1	53	53.0	53	0	1	3	3.0	3	0	56
10/26	at N.Y. Jets	Injured Reserve/Designated to Return (Collarbone)										
11/09	Kansas City	Injured Reserve/Designated to Return (Collarbone)										
11/13	at Miami	Injured Reserve/Designated to Return (Collarbone)										
11/24	N.Y. Jets	Injured Reserve/Designated to Return (Collarbone)										
11/30	Cleveland	Injured Reserve/Designated to Return (Collarbone)										
12/07	at Denver	Injured Reserve/Designated to Return (Collarbone)										
12/14	Green Bay	Injured Reserve/Designated to Return (Collarbone)										
12/21	at Oakland	4	-4	-1.0	4	0	4	14	3.5	5	0	10
12/28	at New England	5	17	3.4	7	0	1	2	2.0	2	0	19
TOTALS (9/5)		**78**	**300**	**3.8**	**53**	**0**	**19**	**125**	**6.6**	**25**	**1**	**425**

		----------Rushing----------					----------Receiving----------					
2015	**Opponent**	**Att**	**Yds**	**Avg**	**LG**	**TD**	**Rec**	**Yds**	**Avg**	**LG**	**TD**	**Total**
09/13	at Arizona	Inactive (Knee)										
09/20	Tampa Bay	3	7	2.3	7	0	1	19	19.0	19	0	26
09/27	at Carolina	1	4	4.0	4	0	2	22	11.0	19	0	26
10/04	Dallas	2	10	5.0	10	0	5	99	19.8	80t	1	109
10/11	at Philadelphia	3	10	3.3	8	0	3	-8	-2.7	0	0	2
10/15	Atlanta	3	10	3.3	7	0	4	17	4.3	8	0	27
10/25	at Indianapolis	4	16	4.0	9	0	6	32	5.3	17	0	48
11/01	N.Y. Giants	4	21	5.3	11	0	2	15	7.5	9t	1	36
11/08	Tennessee	2	8	4.0	5	0	1	2	2.0	2	0	10
11/15	at Washington	8	24	3.0	7	0	2	10	5.0	7	0	34
11/29	at Houston	1	-2	-2.0	-2	0	2	8	4.0	7	0	6
12/06	Carolina	0	0	0.0	0	0	1	0	0.0	0	0	0
12/13	at Tampa Bay	3	2	0.7	2	0	3	7	2.3	8	0	9
12/20	Detroit	2	2	1.0	2	0	2	16	8.0	14	0	18
12/27	Jacksonville	Inactive										
01/03	at Atlanta	Injured Reserve (Knee)										
TOTALS (13/2)		**36**	**112**	**3.1**	**11**	**0**	**34**	**239**	**7.0**	**80t**	**2**	**351**



23 STEVEN TERRELL
CORNERBACK

Height	5-10
Weight	197
College	Texas A&M
Seasons	NFL 4th, Seahawks 3rd
Born	September 21, 1990
Hometown	Allen, Texas
Pronunciation	TARE-ull

TERRELL'S NFL RECORD

			Tackles			Sacks		Interceptions								
Club		G/S	Tkl	So	Ast	QB	Yds	No	Yds	Avg	LG	TD	PD	FF	FR	Yds
2013	Jax/Hou	Practice Squad														
2014	Seattle	4/0	0	0	0	0.0	0.0	0	0	0.0	0	0	0	0	0	0
2015	Seattle	12/0	1	1	0	0.0	0.0	0	0	0.0	0	0	1	0	0	0
2016	Seattle	13/2	14	9	5	0.0	0.0	0	0	0.0	0	0	1	0	1	0
NFL TOTALS		**29/2**	**15**	**10**	**5**	**0.0**	**0.0**	**0**	**0**	**0.0**	**0**	**0**	**2**	**0**	**1**	**0**

POSTSEASON

			Tackles			Sacks		Interceptions								
Club		G/S	Tkl	So	Ast	QB	Yds	No	Yds	Avg	LG	TD	PD	FF	FR	Yds
2014	Seattle	3/0	0	0	0	0.0	0.0	0	0	0.0	0	0	0	0	0	0
2015	Seattle	2/0	0	0	0	0.0	0.0	0	0	0.0	0	0	0	0	0	0
NFL TOTALS		**5/0**	**0**	**0**	**0**	**0.0**	**0.0**	**0**	**0**	**0.0**	**0**	**0**	**0**	**0**	**0**	**0**

TERRELL'S SINGLE-GAME HIGHS

Tackles: 5 at Tampa Bay (11/27/16)
Interceptions: None
Sacks: None
Forced Fumbles: None
Fumble Recoveries: 1 at Tampa Bay (11/27/16)
Touchdowns: None

ADDITIONAL STATS

Special Teams Tackles: 2014 (1), 2015 (3), 2016 (3); **Career:** (7).
Postseason Special Teams Tackles: 2014 (1), 2015 (1); **Career:** (2).

TERRELL'S 2016 SEASON

Mia (9/11): Saw action on special teams only. **at NYJ (10/2):** Saw action as an extra defensive back on two plays. **Phi (11/20):** Saw most action of the season on defense in place of Earl Thomas (hamstring) and registered a career high with four tackles (2 solo). **at TB (11/27):** Made first-career start in place of Thomas and registered a career-best five tackles, pass defensed and a fumble recovery. **Car (12/4):** Replaced Thomas (leg) in the second quarter and finished the game at FS. Had two tackles. **at GB (12/11):** Stepped in as the starter at FS in place of Thomas (tibia) and had three solo stops.

TERRELL'S 2016 GAME-BY-GAME

Game	G/S	T	S	A	QB	Yds.	QH	Int.	Yds.	PD	FF	FR	Yds.
Games 1-3	3/0	Special Teams Only											
at NYJ (10/2)	1/0	0	0	0	0.0	0.0	0	0	0	0	0	0	0
Atl (10/16)	1/0	Special Teams Only											
at Ariz (10/23)	1/0	0	0	0	0.0	0.0	0	0	0	0	0	0	0
at NO (10/30)	1/0	Special Teams Only											
Buf (11/7)	1/0	Special Teams Only											
at NE (11/13)	1/0	0	0	0	0.0	0.0	0	0	0	0	0	0	0
Phi (11/20)	1/0	4	2	2	0.0	0.0	0	0	0	0	0	0	0
at TB (11/27)	1/1	5	3	2	0.0	0.0	0	0	0	1	0	1	0
Car (12/4)	1/0	2	1	1	0.0	0.0	0	0	0	0	0	0	0
at GB (12/11)	1/1	3	3	0	0.0	0.0	0	0	0	0	0	0	0
Totals	**13/2**	**14**	**9**	**5**	**0.0**	**0.0**	**0**	**0**	**0**	**1**	**0**	**1**	**0**

29 EARL THOMAS
SAFETY

Height	5-10
Weight	202
College	Texas
Seasons	NFL 7th, Seahawks 7th
Born	May 7, 1989
Hometown	Orange, Texas

THOMAS' NFL RECORD

			Tackles			Sacks		Interceptions								
Club		G/S	Tkl	So	Ast	QB	Yds	No	Yds	Avg	LG	TD	PD	FF	FR	Yds
2010	Seattle	16/16	71	60	11	0.0	0.0	5	68	13.6	34	0	7	1	0	0
2011	Seattle	16/16	92	67	25	0.0	0.0	2	19	9.5	11	0	6	1	2	0
2012	Seattle	16/16	61	39	22	0.0	0.0	3	80	26.7	57t	1	10	1	1	0
2013	Seattle	16/16	100	75	25	0.0	0.0	5	9	1.8	11	0	8	2	0	0
2014	Seattle	16/16	95	69	26	0.0	0.0	1	47	47.0	47	0	6	3	1	0
2015	Seattle	16/16	61	42	19	0.0	0.0	5	67	13.4	32	0	9	1	0	0
2016	Seattle	11/11	46	24	22	0.0	0.0	2	5	2.5	5	0	10	0	1	34
NFL TOTALS		**107/107**	**526**	**376**	**150**	**0.0**	**0.0**	**23**	**295**	**12.8**	**57t**	**1**	**56**	**9**	**5**	**34**

POSTSEASON

			Tackles			Sacks		Interceptions								
Club		G/S	Tkl	So	Ast	QB	Yds	No	Yds	Avg	LG	TD	PD	FF	FR	Yds
2010	Seattle	2/2	12	12	0	0.0	0.0	0	0	0.0	0	0	1	0	0	0
2012	Seattle	2/2	8	3	5	0.0	0.0	2	1	0.5	2	0	2	0	0	0
2013	Seattle	3/3	24	17	7	0.0	0.0	0	0	0.0	0	0	3	0	0	0
2014	Seattle	3/3	25	17	8	0.0	0.0	0	0	0.0	0	0	2	1	0	0
2015	Seattle	2/2	13	5	8	0.0	0.0	0	0	0.0	0	0	1	0	0	0
NFL TOTALS		**12/12**	**82**	**54**	**28**	**0.0**	**0.0**	**2**	**1**	**0.5**	**2**	**0**	**9**	**1**	**0**	**0**

THOMAS' SINGLE-GAME HIGHS

Tackles: 12, 2 Times, Last vs. St. Louis (12/28/14)
Interceptions: 2, vs. San Diego (9/26/10)
Sacks: None
Forced Fumbles: 2, at Kansas City (11/16/14)
Fumble Recoveries: 1, 5 Times, Last at NO (10/30/16)
Touchdowns: 1, 3 Times
Kansas City (11/28/10) - blocked punt return
at Buffalo (12/16/12) - 57 INT return
at New Orleans (10/30/16 - 34 fumble return

ADDITIONAL STATS

Special Teams Tackles: 2010 (4), 2011 (6), 2012 (5, FR), 2013 (5), 2014 (2), 2015 (3), 2016 (2); **Career:** (27, FR).
Punt Returns: 2014 (2 punt returns for 3 yards, 1.5 avg.)
Special Teams Touchdowns: 10-yard return of a blocked punt for a TD.

THOMAS' 2016 SEASON

Placed on injured reserve (tibia) on December 6. **at NYJ (10/2):** Had a season-high six tackles and intercepted first pass of the season. **Atl (10/16):** Had an interception with 3:48 remaining in the game that led to Seattle's go-ahead field goal. Also had three passes defensed. **at NO (10/30):** Scored third-career TD on a 34-yard fumble recovery forced by Cliff Avril. **Buf (11/7):** Totaled a season-high nine tackles. **at NE (11/13):** Tied season high and led team with nine tackles. **Phi (11/20):** Left the game in the second half with a hamstring injury. **at TB (11/27):** Missed the first game of his career (hamstring) after starting the first 106 games (118 regular season and postseason combined). **Car (12/4):** Left the game in the second quarter with a fractured lower leg and did not return.

THOMAS' 2016 GAME-BY-GAME

Game	G/S	T	S	A	QB	Yds.	QH	Int.	Yds.	PD	FF	FR	Yds.
Miami (9/11)	1/1	4	2	2	0.0	0.0	0	0	0	0	0	0	0
at L.A. (9/18)	1/1	3	3	0	0.0	0.0	0	0	0	0	0	0	0
SF (9/25)	1/1	2	2	0	0.0	0.0	0	0	0	0	0	0	0
at NYJ (10/2)	1/1	6	3	3	0.0	0.0	0	1	0	2	0	0	0
Atl (10/16)	1/1	3	1	2	0.0	0.0	0	1	5	3	0	0	0
at Ariz (10/23)	1/1	2	1	1	0.0	0.0	0	0	0	2	0	0	0
at NO (10/30)	1/1	2	1	1	0.0	0.0	0	0	0	1	0	1	34t
Buff (11/7)	1/1	9	2	7	0.0	0.0	0	0	0	0	0	0	0
at NE (11/13)	1/1	9	6	3	0.0	0.0	0	0	0	0	0	0	0
Phi (11/20)	1/1	4	1	3	0.0	0.0	0	0	0	1	0	0	0
at TB (11/27)				Inactive (hamstring)									
Car (12/4)	1/1	2	2	0	0.0	0.0	0	0	0	1	0	0	0
Totals	**11/11**	**46**	**24**	**22**	**0.0**	**0.0**	**0**	**2**	**5**	**10**	**0**	**1**	**34**



27 NEIKO THORPE
CORNERBACK

Height	6-2
Weight	198
College	Auburn
Seasons	NFL 4th, Seahawks 1st
Born	February 11, 1990
Hometown	Tucker, Ga.

NLF TRANSACTIONS:

03/30/12: Signed with KC as undrafted FA
08/31/12: Waived by KC
09/01/12: Signed to Kansas City PS
10/06/12: Signed to Kansas City 53-man roster
10/09/12: Waived by Kansas City
10/11/12: Signed to Kansas City PS
11/12/12: Signed to Kansas City 53-man roster
08/25/13: Waived by Kansas City
01/13/14: Signed reserve/future contract with Oakland
04/08/15: Re-signed with Oakland as exclusive rights FA
04/18/16: Re-signed with Oakland as restricted FA
09/03/16: Waived by Oakland
09/04/16: Claimed off waivers by Indianapolis
09/06/16: Waived by Indianapolis
09/13/16: Signed by Seattle as a FA

NFL CAREER HIGHLIGHTS:

- Played in 14 games in 2015, including first two career starts. Totaled a career-best 36 tackles (33 solo) and first-career interception to go along with six passes defensed.
- Made first-career start at cornerback at Cleveland (9/27/15) and notched five solo tackles.
- Also played in 14 games in first season with the Raiders in 2014, missing two with a hand injury.
- Spent 2013 with the Toronto Argonauts of the CFL after spending the offseason and training camp with the Kansas City Chiefs. Totaled six tackles and one fumble recovery with Toronto.
- Appeared in nine games as a rookie with Kansas City, primarily on special teams. Spent eight weeks on the Chiefs practice squad.
- Made NFL debut with Kansas City versus Baltimore (10/7/12), playing primarily on special teams.

COLLEGE: Played in 51 games with 40 starts at Auburn, compiling 279 tackles (172 solo), seven interceptions, 35 passes defensed, one fumble recovery and one blocked field goal returned for a TD. Started all 13 contests as a senior in 2011, registering 102 tackles (51), six passes defensed and a fumble recovery. Appeared in 14 games (13 starts) as a junior in 2010, earning second-team Preseason All-SEC honors and helping the Tigers capture the 2010 BCS National Championship. Ranked third on the team with 64 tackles and finished with a team-best nine passes defensed that same year. Started all 13 games as a sophomore in 2009, tying for 20th in the SEC with an average of 6.5 tackles per game and finishing third on team with 84 tackles. Played in 11 games (one start) as a true freshman in 2008, earning a spot on the Coaches' All-SEC Freshman Team. Majored in philosophy.

PERSONAL: Attended Tucker (Ga.) High School. Named an Under Armour All-American as a senior. Had 64 tackles including six tackles for loss, 11 passes defensed, three interceptions and forced a fumble as a senior. Registered 18 sacks as a junior and was honorable mention all-county. Rated as 11th best cornerback in nation by Scouts.com and ranked 53rd best player in Georgia by SuperPrep. Also ran track.

THORPE'S NFL RECORD

			Tackles			Sacks		Interceptions								
Club		G/S	Tkl	So	Ast	QB	Yds	No	Yds	Avg	LG	TD	PD	FF	FR	Yds
2012	Kansas City	9/0	4	4	0	0.0	0.0	0	0	0.0	0	0	0	0	0	0
2014	Oakland	14/0	2	1	1	0.0	0.0	0	0	0.0	0	0	3	0	0	0
2015	Oakland	14/2	36	33	3	0.0	0.0	1	-12	-12.0	-12	0	6	0	0	0
2016	Seattle	12/0	9	6	3	0.0	0.0	0	0	0.0	0	0	0	0	0	0
NFL TOTALS		**49/2**	**51**	**44**	**7**	**0.0**	**0.0**	**1**	**-12**	**-12.0**	**-12**	**0**	**9**	**0**	**0**	**0**

THORPE'S SINGLE-GAME HIGHS

Tackles: 7 vs. N.Y. Jets (11/1/15)
Interceptions: 1 vs. Baltimore (9/20/15)
Sacks: None
Forced Fumbles: None
Fumble Recoveries: None
Touchdowns: None

ADDITIONAL STATS

Special Teams Tackles: 2014 (6), 2015 (4), 2016 (8); **Career:** (18).

THORPE'S 2016 SEASON

Signed with Seattle as a free agent on September 13. **at LA (9/18):** Saw action on special teams. **at Ariz (10/23):** Posted two special teams stops. **Buf (11/7):** Posted two special teams stops. **Phi (11/20):** Saw action as nickel CB after DeShawn Shead left early in the first half with a hamstring injury. **at TB (11/27):** Saw action in nickel package and totaled a season-high five tackles, along with a special teams tackle. **Car (12/4):** Saw action at CB late in the game. Had two special teams stops.

THORPE'S 2016 GAME-BY-GAME

Game	G/S	T	S	A	QB	Yds.	QH	Int.	Yds.	PD	FF	FR	Yds.
Miami (9/11)			Not on roster										
Games 2-9	8/0		Special Teams Only										
Phil (11/20)	1/0	4	1	3	0.0	0.0	0	0	0	0	0	0	0
at TB (11/27)	1/0	5	5	0	0.0	0.0	0	0	0	0	0	0	0
Car (12/4)	1/0	0	0	0	0.0	0.0	0	0	0	0	0	0	0
at GB (12/11)	1/0	0	0	0	0.0	0.0	0	0	0	0	0	0	0
Totals	**12/0**	**9**	**6**	**3**	**0.0**	**0.0**	**0**	**0**	**0**	**0**	**0**	**0**	**0**

44 TANI TUPOU
FULLBACK

Height	6-1
Weight	284
College	Washington
Seasons	Rookie
Born	December 13, 1992
Hometown	Marysville, Wash.

TUPOU'S 2016 SEASON

Was waived on September 13. **Mia (9/11):** Saw first-career action at fullback.

		Rushing					Receiving					
2016	Opponent	Att	Yds	Avg	LG	TD	Rec	Yds	Avg	LG	TD	Total
9/11	Miami	0	0	0.0	0	0	0	0	0.0	0	0	0
TOTALS (1/0)		**0**	**0**	**0.0**	**0**	**0**	**0**	**0**	**0.0**	**0**	**0**	**0**



81 NICK VANNETT
TIGHT END

Height	6-6
Weight	257
College	Ohio State
NFL Seasons	Rookie
Born	March 6, 1993
Hometown	Westerville, Ohio
Pronunciation	VAN-net

VANNETT'S 2016 SEASON

Mia (9/11): Inactive (ankle). **at LA (9/18):** Inactive (ankle). **SF (9/25):** Inactive (ankle). **at NYJ (10/2):** Inactive (ankle). **Atl (10/16):** Returned from ankle injury and saw first action of career in limited role at TE. **at NO (10/30):** Saw action at TE and had first-career reception. **at NE (11/13):** Made first-career start when team opened in a 2-TE set. **Phi (11/20):** Inactive. **Car (12/4):** Made second-career start in 2-TE set and had two catches for 25 yards, including a long of 21.

2016	Opponent	No	Yds	Avg	LG	TD
Games 1-4		Inactive (Ankle)				
10/16	Atlanta	0	0	0.0	0	0
10/23	at Arizona	0	0	0.0	0	0
10/30	at New Orleans	1	7	7.0	7	0
11/7	Buffalo	0	0	0.0	0	0
11/13	at New England	0	0	0.0	0	0
11/20	Philadelphia	Inactive				
11/27	at Tampa Bay	0	0	0.0	0	0
12/4	Carolina	2	25	12.5	21	0
12/11	at Green Bay	0	0	0.0	0	0
TOTALS (8/2)		**3**	**32**	**10.7**	**21**	**0**



59 JORDAN TRIPP
LINEBACKER

Height	6-3
Weight	237
College	Montana
Seasons	NFL 3rd, Seahawks 1st
Born	April 3, 1991
Hometown	Missoula, Mont.

NFL TRANSACTIONS:

05/10/14: Drafted by Miami (5th round, 171st)
09/05/15: Waived by Miami
09/22/15: Signed to Jacksonville PS
10/10/15: Signed to Jacksonville 53-man roster
09/03/16: Waived by Jacksonville
09/05/16: Signed to Seattle PS
10/03/16: Signed to Seattle 53-man roster

NFL CAREER HIGHLIGHTS:

- Spent rookie season with Miami and second season with Jacksonville totaling 25 games played with one start.
- Played in 13 games as a rookie with Miami, mostly on special teams.
- Played in 12 games with one start at MLB for Jacksonville totaling seven tackles, half a sack and seven special teams tackles.
- Made first-career NFL start versus Indianapolis on December 13, 2015, and had four solo tackles.

COLLEGE: Five-year letterman and two-year starter at Montana. Played in 54 career games with 36 starts and recorded career totals of 335 tackles (115 solo) with 11 sacks, five forced fumbles, 29.5 stops for losses and four quarterback pressures. Added five interceptions for 94 yards and a touchdown and deflected eight other passes. Registered 10 fumble recoveries with three TDs. Consensus All-American and All-Big Sky Conference selection as a senior and voted the recipient of school's Pat Norwood Award for Most Inspirational Player. Chosen to wear school's legacy number 37. Was a third-generation football player at Montana as his father, Bryan, lettered from 1989-90, and grandfather, Gene, Jr., lettered from 1963-64.

PERSONAL: Attended Sky (Missoula, Mt.) High School and recorded 72 tackles with 12 sacks as a senior. Named as a Class AA All-State and All-Conference selection as a senior. Also lettered in track. Majored in business management.

TRIPP'S NFL RECORD

		Tackles			Sacks		Interceptions								
	Club	G/S	Tkl	So	Ast	QB	Yds	No	Yds	Avg	LG	TD	PD	FF	FR	Yds
2014	Miami	13/0	1	1	0	0.0	0.0	0	0	0.0	0	0	0	0	0	0
2015	Jacksonville	12/1	7	5	2	0.5	4.5	0	0	0.0	0	0	0	0	0	0
2016	Seattle	7/1	1	1	0	0.0	0.0	0	0	0.0	0	0	0	0	0	0
NFL TOTALS		**32/2**	**9**	**7**	**2**	**0.5**	**4.5**	**0**	**0**	**0.0**	**0**	**0**	**0**	**0**	**0**	**0**

TRIPP'S SINGLE-GAME HIGHS

Tackles: 4 vs. Indianapolis (12/13/15)
Interceptions: None
Sacks: None
Forced Fumbles: None
Fumble Recoveries: None
Touchdowns: None

ADDITIONAL STATS

Special Teams Tackles: 2014 (2), 2015 (7); **Career:** (9).

TRIPP'S 2016 SEASON

Signed to Seattle's practice squad on September 5. Signed to Seattle's 53-man roster October 3. Placed on injured reserve (thigh) December 3. **Atl (10/16):** Saw action on special teams. **at Ariz (10/23):** Stepped in at LB in place of KJ Wright (cramps) for two snaps. **at TB (11/27):** Made first start for the Seahawks at OLB and had a solo stop.

TRIPP'S 2016 GAME-BY-GAME

Game	G/S	T	S	A	QB	Yds.	QH	Int.	Yds.	PD	FF	FR	Yds.
Games 1-4			Practice Squad										
Atl (10/16)	1/0		Special Teams Only										
at Ariz (10/23)	1/0	0	0	0	0.0	0.0	0	0	0	0	0	0	0
Games 7-10	4/0		Special Teams Only										
at TB (11/27)	1/1	1	1	0	0.0	0.0	0	0	0	0	0	0	0
Totals	**7/1**	**1**	**1**	**0**	**0.0**	**0.0**	**0**	**0**	**0**	**0**	**0**	**0**	**0**

46 WILL TUKUAFU
FULLBACK

Height	6-2
Weight	280
College	Oregon
Seasons	NFL 7th, Seahawks 3rd
Born	January 3, 1984
Hometown	Salt Lake City, Utah
Pronunciation	too-koo-AH-foo

NFL TRANSACTIONS:

06/09/10: Signed with Seattle as undrafted FA
06/22/10: Waived by Seattle
08/13/10: Signed with San Francisco as FA
09/04/10: Waived by San Francisco
09/06/10: Signed to San Francisco PS
12/18/10: Signed to San Francisco 53-man roster
10/04/11: Placed on IR by San Francisco
03/08/12: Signed renegotiated contract with SF
09/11/13: Placed on IR by San Francisco
09/17/13: Waived with injury settlement by SF
12/18/13: Signed with San Francisco as a FA
08/30/14: Placed on IR by San Francisco
09/08/14: Released from IR with injury settlement by San Francisco
10/29/14: Signed by Seattle as FA
04/01/15: Signed with Seattle as UFA
08/22/16: Re-signed with Seattle as UFA
09/03/16: Released by Seattle
09/13/16: Signed with Seattle as UFA

NFL CAREER HIGHLIGHTS:

- Played in 14 games with one start at fullback in 2015, rushing four times for one yard and his first career touchdown vs. Arizona (11/15) and catching one pass for seven yards and his first career receiving TD at Arizona (1/3/16). Saw time at fullback, tight end and defensive tackle.
- Played in nine games with two starts at fullback in 2014, lead-blocking for Marshawn Lynch. Recorded his first-career rush for two yards (vs. St. Louis, 12/28/14), first-career reception (at Phil., 12/7/14) and first-career start (vs. Oakland, 11/2/14). Also spent time at defensive tackle in four regular season games and two postseason games.
- Saw action in 20 career games with San Francisco from 2010-2013, and additionally six career playoff appearances with two starts. Versatility has allowed him to play fullback, defensive line and on special teams.
- Made NFL debut and recorded his first career FR on his first career play from scrimmage vs. Seattle on September 11, 2011.

COLLEGE: Played in 39 games (37 starts) for the Ducks, registering 131 tackles, 32.5 TFLs, 14.5 sacks, 4 FFs, 5 FRs and 4 PDs. As a senior, named Second-Team All-Pac-10 by the coaches. Also earned Oregon's Schaffeld Award (outstanding defensive lineman) and Gonyea Award (most inspirational player). Started all 13 games and notched 36 tackles, 6.5 TFLs, 2.5 sacks, FF and FR. In 2008, named Honorable Mention All-Pac-10 by the coaches, starting all 13 games and registering 59 tackles, 17.5 TFLs, 7.5 sacks, 1 FF, 1 FR and 2 PDs. As a sophomore, played in 13 games (11 starts) and recorded 36 tackles, 8.5 TFLs, 4.5 sacks, 2 FFs, 3 FRs and 2 PDs en route to earning the team's Casanova Award (top newcomer) and being named Honorable Mention All-Pac-10 by the coaches. Prior to Oregon, starred at Scottsdale Community College, posting 56 tackles, 24 TFL and 2 FRs in 2005. Earned All-Western States Football League honors and ranked among the top two junior college defensive linemen on the SuperPrep JUCO 100, also listed as the nation's 7th-best junior college prospect by Rivals.com.

PERSONAL: Attended East (Salt Lake City, Utah) High School and earned all-region honors as a junior and senior. Also lettered in basketball. Initially signed a letter of intent to BYU before going on a two-year LDS mission. Married to wife, Krystal. One of 16 children, he has 10 brothers and 5 sisters. Majored in political science.

TUKUAFU'S NFL RECORD

			Rushing					Receiving				
	Club	G/S	No	Yds	Avg	LG	TD	Att	Yds	Avg	LG	TD
2010	San Francisco	0/0	0	0	0.0	0	0	0	0	0.0	0	0
2011	San Francisco	4/0	0	0	0.0	0	0	0	0	0.0	0	0
2012	San Francisco	14/0	0	0	0.0	0	0	0	0	0.0	0	0
2013	San Francisco	2/0	0	0	0.0	0	0	0	0	0.0	0	0
2014	Seattle	9/2	1	2	2.0	2	0	1	4	4.0	4	0
2015	Seattle	14/1	4	1	0.3	4	1	1	7	7.0	7t	1
2016	Seattle	7/1	2	2	1.0	2	0	0	0	0.0	0	0
NFL TOTALS		**50/4**	**7**	**6**	**0.9**	**4**	**1**	**2**	**11**	**5.5**	**7t**	**1**

POSTSEASON

			Rushing					Receiving				
	Club	G/S	No	Yds	Avg	LG	TD	Att	Yds	Avg.	LG	TD
2011	San Francisco	Injured Reserve										
2012	San Francisco	3/0	0	0	0.0	0	0	0	0	0.0	0	0
2013	San Francisco	3/2	0	0	0.0	0	0	1	2	2.0	2	0
2014	Seattle	3/0	0	0	0.0	0	0	1	8	8.0	8	0
2015	Seattle	1/1	0	0	0.0	0	0	0	0	0.0	0	0
NFL TOTALS		**10/3**	**0**	**0**	**0.0**	**0**	**0**	**2**	**10**	**5.0**	**9**	**0**

TUKUAFU'S SINGLE-GAME HIGHS

RUSHING
Rush Attempts: 2 vs. Arizona (11/15/15)
Rushing Yards: 4 at Minnesota (12/6/15)
Longest Rush: 4 at Minnesota (12/6/15)
Rushing Touchdowns: 1 vs. Arizona (11/15/15

RECEIVING
Receptions: 1, 2 Times, Last at Arizona (1/3/16)
Receiving Yards: 7 at Arizona (1/3/16)
Longest Reception: 7 at Arizona (1/3/16)
Receiving Touchdowns: 1 at Arizona (1/3/16)

TUKUAFU'S ADDITIONAL STATS

Defensive Tackles: 2010 (0), 2011 (2, FR), 2012 (13), 2013 (1), 2014 (1), 2015 (0); **Career** (17, FR).

Special Teams Tackles: 2015 (1); **Career** (1).

Kickoff Returns: 2015 (1 for 16 yards).

Postseason Defensive Tackles: 2014 (1); **Career** (1).

TUKUAFU'S 2016 SEASON

Signed by Seattle on September 13. Was released September 20. Re-signed October 26. **at LA (9/18):** Saw action at FB. **at TB (11/27):** Started first game of the season at FB and also saw limited action at DT. **Car (12/4):** Suffered a concussion and did not return. **at GB (12/11):** Inactive (concussion).

		----------Rushing----------					----------Receiving----------					
2016	Opponent	Att	Yds	Avg	LG	TD	Rec	Yds	Avg	LG	TD	Total
9/11	Miami	Not on Roster										
9/18	at L.A.	0	0	0.0	0	0	0	0	0.0	0	0	0
Games 3-6		Not on Roster										
10/30	at New Orleans	0	0	0.0	0	0	0	0	0.0	0	0	0
11/7	Buffalo	0	0	0.0	0	0	0	0	0.0	0	0	0
11/13	at New England	0	0	0.0	0	0	0	0	0.0	0	0	0
11/20	Philadelphia	1	2	2.0	2	0	0	0	0.0	0	0	2
11/27	at Tampa Bay	1	0	0.0	0	0	0	0	0.0	0	0	0
12/4	Carolina	0	0	0.0	0	0	0	0	0.0	0	0	0
12/11	at Green Bay	Inactive (concussion)										
TOTALS (7/1)		**2**	**2**	**1.0**	**2**	**0**	**0**	**0**	**0.0**	**0**	**0**	**2**

TUKUAFU'S NFL RECORD

		----------Rushing----------					----------Receiving----------					
2014	Opponent	Att	Yds	Avg	LG	TD	Rec	Yds	Avg	LG	TD	Total
11/02	Oakland	0	0	0.0	0	0	0	0	0.0	0	0	0
11/09	NY Giants	0	0	0.0	0	0	0	0	0.0	0	0	0
11/16	at Kansas City	0	0	0.0	0	0	0	0	0.0	0	0	0
11/23	Arizona	0	0	0.0	0	0	0	0	0.0	0	0	0
11/27	at San Francisco	0	0	0.0	0	0	0	0	0.0	0	0	0
12/07	at Philadelphia	0	0	0.0	0	0	1	4	4.0	4	0	4
12/14	San Francisco	0	0	0.0	0	0	0	0	0.0	0	0	0
12/21	at Arizona	0	0	0.0	0	0	0	0	0.0	0	0	0
12/28	St. Louis	1	2	2.0	2	0	0	0	0.0	0	0	0
TOTALS (9/2)		**1**	**2**	**2.0**	**2**	**0**	**1**	**4**	**4.0**	**4**	**0**	**4**
1/10	Carolina	0	0	0.0	0	0	0	0	0.0	0	0	0
1/18	Green Bay	0	0	0.0	0	0	1	8	8.0	8	0	8
2/1	New England	0	0	0.0	0	0	0	0	0.0	0	0	0
TOTALS (3/0)		**0**	**0**	**0.0**	**0**	**0**	**1**	**8**	**8.0**	**8**	**0**	**8**

		----------Rushing----------					----------Receiving----------					
2015	Opponent	Att	Yds	Avg	LG	TD	Rec	Yds	Avg	LG	TD	Total
Games 1-2		Inactive										
9/27	Chicago	0	0	0.0	0	0	0	0	0.0	0	0	0
10/05	Detroit	0	0	0.0	0	0	0	0	0.0	0	0	0
10/11	at Cincinnati	0	0	0.0	0	0	0	0	0.0	0	0	0
10/18	Carolina	0	0	0.0	0	0	0	0	0.0	0	0	0
10/22	at San Francisco	0	0	0.0	0	0	0	0	0.0	0	0	0
11/01	at Dallas	0	0	0.0	0	0	0	0	0.0	0	0	0
11/15	Arizona	2	2	1.0	1t	1	0	0	0.0	0	0	2
11/22	San Francisco	0	0	0.0	0	0	0	0	0.0	0	0	0
11/29	Pittsburgh	0	0	0.0	0	0	0	0	0.0	0	0	0
12/06	at Minnesota	1	4	4.0	4	0	0	0	0.0	0	0	4
12/13	at Baltimore	0	0	0.0	0	0	0	0	0.0	0	0	0
12/20	Cleveland	0	0	0.0	0	0	0	0	0.0	0	0	0
12/27	St. Louis	1	-5	-5.0	-5	0	0	0	0.0	0	0	-5
1/03	at Arizona	0	0	0.0	0	0	1	7	7.0	7t	1	7
TOTALS (14/1)		**4**	**1**	**0.3**	**4**	**1**	**1**	**7**	**7.0**	**7t**	**1**	**8**
1/10	at Minnesota	0	0	0.0	0	0	0	0	0.0	0	0	0
1/17	at Carolina	Inactive (Hamstring)										
TOTALS (1/1)		**0**	**0**	**0.0**	**0**	**0**	**0**	**0**	**0.0**	**0**	**0**	**0**

54 BOBBY WAGNER
LINEBACKER

Height	6-0
Weight	245
College	Utah State
Seasons	NFL 5th, Seahawks 5th
Born	June 27, 1990
Hometown	Ontario, Calif.

WAGNER'S NFL RECORD

			Tackles			Sacks		Interceptions								
	Club	G/S	Tkl	So	Ast	QB	Yds	No	Yds	Avg	LG	TD	PD	FF	FR	Yds
2012	Seattle	16/15	140	86	54	2.0	11.0	3	55	18.3	45	0	4	0	0	0
2013	Seattle	14/14	119	71	48	5.0	36.5	2	9	4.5	9	0	6	0	1	0
2014	Seattle	11/11	104	67	37	2.0	13.0	0	0	0.0	0	0	3	0	0	0
2015	Seattle	15/15	114	67	47	0.5	4.5	0	0	0.0	0	0	7	2	3	55
2016	Seattle	13/13	139	75	64	2.5	20.0	1	9	9.0	9	0	2	0	0	0
NFL TOTALS		**69/68**	**616**	**366**	**250**	**12.0**	**85.0**	**6**	**73**	**12.2**	**45**	**0**	**22**	**2**	**4**	**55**

POSTSEASON

			Tackles			Sacks		Interceptions								
	Club	G/S	Tkl	So	Ast	QB	Yds	No	Yds	Avg	LG	TD	PD	FF	FR	Yds
2012	Seattle	2/2	17	12	5	0.0	0.0	1	4	4.0	4	0	1	0	0	0
2013	Seattle	3/3	34	17	17	0.0	0.0	0	0	0.0	0	0	1	0	0	0
2014	Seattle	3/3	31	16	15	0.0	0.0	1	0	0.0	0	0	1	0	0	0
2015	Seattle	2/2	20	12	8	0.0	0.0	0	0	0.0	0	0	0	0	0	0
NFL TOTALS		**10/10**	**102**	**57**	**45**	**0.0**	**0.0**	**2**	**4**	**4.0**	**4**	**0**	**3**	**0**	**0**	**0**

WAGNER'S SINGLE-GAME HIGHS

Tackles: 16, Buffalo (11/7/16)
Forced Fumbles: 1 vs. Pittsburgh (11/29/15)
Fumble Recoveries: 1, 4 Times, Last at Balt. (12/13/15)
Sacks: 1.5, 2 Times, Last at NY Giants (12/15/13)
Interceptions: 2, vs. Arizona (12/9/12)
Touchdowns: 1, 2 Times, Last FR vs. Ari. (11/15/15)

ADDITIONAL STATS

Special Teams Tackles: 2016 (Block FG); **Career:** (Block FG).

WAGNER'S 2016 SEASON

Leads the NFL with 108 tackles. **SF (9/25):** Had sixth-career interception and it led to a field goal. **at NYJ (10/2):** Led team with a season-high 11 tackles, including a sack. **Atl (10/16):** Tied a career high with 14 tackles, including two QB hits. **at Ariz (10/23):** Led team with 13 tackles and blocked a FG after leaping over the snapper. **at NO (10/30):** Set career high with 15 tackles (11 solo). **Buf (11/7):** Set career high for second-straight week in tackles with 16 (8 solo). Also recorded half of a sack. **Phi (11/20):** Led team with 15 tackles and posted a QB sack. Became first player in team history to record five-straight 100-tackle seasons. **Car (12/4):** Led team with 10 tackles - seventh double-digit output of the season.

WAGNER'S 2016 GAME-BY-GAME

Game	G/S	T	S	A	QB	Yds.	QH	Int.	Yds.	PD	FF	FR	Yds.
Miami (9/11)	1/1	6	6	0	0.0	0.0	2	0	0	0	0	0	0
at L.A. (9/18)	1/1	8	5	3	0.0	0.0	1	0	0	0	0	0	0
SF (9/25)	1/1	6	0	6	0.0	0.0	0	1	9	2	0	0	0
at NYJ (10/2)	1/1	10	6	4	1.0	6.0	2	0	0	0	0	0	0
Atl (10/16)	1/1	14	3	11	0.0	0.0	2	0	0	0	0	0	0
at Ariz (10/23)	1/1	13	12	1	0.0	0.0	1	0	0	0	0	0	0
at NO (10/30)	1/1	15	11	4	0.0	0.0	1	0	0	0	0	0	0
Buf (11/7)	1/1	16	8	8	0.5	5.0	3	0	0	0	0	0	0
at NE (11/13)	1/1	5	2	3	0.0	0.0	0	0	0	0	0	0	0
Phi (11/20)	1/1	15	5	10	1.0	9.0	1	0	0	0	0	0	0
at TB (11/27)	1/1	9	6	3	0.0	0.0	0	0	0	0	0	0	0
Car (12/4)	1/1	10	4	6	0.0	0.0	1	0	0	0	0	0	0
at GB (12/11)	1/1	12	7	5	0.0	0.0	0	0	0	0	0	0	0
Totals	**13/13**	**139**	**75**	**64**	**2.5**	**20.0**	**14**	**1**	**9**	**2**	**0**	**0**	**0**

73 J'MARCUS WEBB
TACKLE

Height	6-7
Weight	331
College	West Texas A&M
Seasons	NFL 7th, Seahawks 1st
Born	August 8, 1988
Hometown	Fort Worth, Texas

WEBB'S NFL RECORD

Year	Team	—	GP/GS	Postseason
2010	Chicago	—	14/12	2/2
2011	Chicago	—	16/16	
2012	Chicago	—	16/16	
2013	Minn.	—	8/1	
2014	Minn.	—	1/0	
2015	Oakland	—	16/16	
2016	Seattle	—	9/3	
NFL TOTALS		—	**80/64**	**2/2**

WEBB'S 2016 SEASON

Was released on November 22. **Mia (9/11):** Started at RG in place of Germain Ifedi (ankle). **at LA (9/18):** Started at RG. **SF (9/25):** Started at RG. **at NYJ (10/2):** Saw action on special teams. **Atl (10/16):** Saw action as an extra lineman in goal line package. **at Ariz (10/23:** Saw action on special teams. **at NO (10/30):** Saw action on special teams. **at NE (11/13):** Saw action on special teams and in goal-line package. **Phi (11/20):** Inactive.



86 BRANDON WILLIAMS
TIGHT END

Height	6-3
Weight	247
College	Oregon
Seasons	NFL 4th, Seahawks 1st
Born	October 12, 1987
Hometown	Merrionette, Ill.

B. WILLIAMS' NFL RECORD

RECEIVING

	Club	G/S	No	Yds	Avg	LG	TD
2013	Carolina	9/0	0	0	0.0	0	0
2014	Carolina	14/0	4	44	11.0	16	0
2015	Carolina	2/0	0	0	0.0	0	0
	Miami	4/0	0	0	0.0	0	0
2016	Seattle	13/1	1	16	16.0	16	0
NFL TOTALS		**42/1**	**5**	**60**	**12.0**	**16**	**0**

POSTSEASON

	Club	G/S	No	Yds	Avg	LG	TD
2013	Carolina	1/0	0	0	0.0	0	0
2014	Carolina	2/0	0	0	0.0	0	0
NFL TOTALS		**3/0**	**0**	**0**	**0.0**	**0**	**0**

B. WILLIAMS' SINGLE-GAME HIGHS

Receptions: 2 at Green Bay (10/19/14)
Receiving Yards: 22 at Green Bay (10/19/14)
Touchdowns: None
Longest Reception: 16, 2 Times, Last vs. Buffalo (11/7/16)

B. WILLIAMS' ADDITIONAL STATS

Kickoff Returns: 2014 (3 for 36 yards, 12.0 avg., 19 long), 2016 (1 for 12 yards, 12.0 avg.): **Career:** (4 for 48, 12.0 avg., 19 long).
Special Teams Tackles: 2013 (1), 2014 (1), 2015 (1), 2016 (2); **Career** (5).
Postseason Special Teams Tackles: 2014 (1); **Career** (1).

B. WILLIAMS' 2016 SEASON

at LA (9/18): Started when team opened in a 3-TE set.

2016	Opponent	No	Yds	Avg	LG	TD
9/11	Miami	0	0	0.0	0	0
9/18	at L.A.	0	0	0.0	0	0
9/25	SF	0	0	0.0	0	0
10/2	at NYJ	0	0	0.0	0	0
10/16	Atlanta	0	0	0.0	0	0
10/23	at Arizona	0	0	0.0	0	0
10/30	at New Orleans	0	0	0.0	0	0
11/7	Buffalo	1	16	16.0	16	0
11/13	at New England	0	0	0.0	0	0
11/20	Philadelphia	0	0	0.0	0	0
11/27	at Tampa Bay	0	0	0.0	0	0
12/4	Carolina	0	0	0.0	0	0
12/11	at Green Bay	0	0	0.0	0	0
TOTALS (13/1)		**1**	**16**	**16.0**	**16**	**0**

82 LUKE WILLSON
TIGHT END

Height	6-5
Weight	252
College	Rice
Seasons	NFL 4th, Seahawks 4th
Born	January 15, 1990
Hometown	Lasalle, Ontario, Can.

WILLSON'S NFL RECORD

RECEIVING

	Club	G/S	No	Yds	Avg	LG	TD
2013	Seattle	16/7	20	272	13.6	39t	1
2014	Seattle	15/10	22	362	16.5	80t	3
2015	Seattle	14/7	17	213	12.5	24	1
2016	Seattle	8/5	9	84	9.3	19	0
NFL TOTALS		**53/29**	**68**	**931**	**13.7**	**80t**	**5**

POSTSEASON

	Club	G/S	No	Yds	Avg	LG	TD
2013	Seattle	3/0	2	17	8.5	12	0
2014	Seattle	3/3	6	79	13.2	29	1
2015	Seattle	1/1	4	54	13.5	22	0
NFL TOTALS		**7/4**	**12**	**150**	**12.5**	**29**	**1**

WILLSON'S SINGLE-GAME HIGHS

Receptions: 5 vs. Jacksonville (9/22/13)
Touchdowns: 2 at Arizona (12/21/14)
Receiving Yards: 139 at Arizona (12/21/14)
Longest Reception: 80t at Arizona (12/21/14)

WILLSON'S 2016 SEASON

Mia (9/11): Started at TE. **at LA (9/18):** Started when team opened in a 3-TE set. **at NYJ (10/2):** Started in 2-TE set. **Atl (10/16):** Saw action at TE and had a 9-yard reception. Injured knee in fourth quarter during a Michael TD run. **Atl (10/16):** Inactive (knee). **at Ariz (10/23):** Inactive (knee). **at NO (10/30):** Inactive (knee). **Buf (11/7):** Inactive (knee). **at NE (11/13):** Inactive (knee). **Phi (11/20):** Returned from knee injury to start in 2-TE set and had a 12-yard reception and a late onside kick recovery. **at TB (11/27):** Had one reception but left the game with a knee injury. **Car (12/4):** Inactive (knee).

WILLSON'S GAME-BY-GAME

		----------Receiving----------				
2013	**Opponent**	**No**	**Yds**	**Avg**	**LG**	**TD**
9/8	at Carolina	0	0	0.0	0	0
9/15	San Francisco	0	0	0.0	0	0
9/22	Jacksonville	5	76	15.2	35	0
9/29	at Houston	0	0	0.0	0	0
10/6	at Indianapolis	2	28	14.0	17	0
10/13	Tennessee	2	17	8.5	14	0
10/17	at Arizona	1	23	23.0	23	0
10/28	at St. Louis	0	0	0.0	0	0
11/3	Tampa Bay	0	0	0.0	0	0
11/10	at Atlanta	1	19	19.0	19	0
11/17	Minnesota	1	7	7.0	7	0
12/2	New Orleans	1	2	2.0	2	0
12/8	at San Francisco	3	70	23.3	39t	1
12/15	at NY Giants	2	23	11.5	15	0
12/22	Arizona	1	3	3.0	3	0
12/29	St. Louis	1	4	4.0	4	0
TOTALS (16/7)		**20**	**272**	**13.6**	**39t**	**1**
1/11	New Orleans	0	0	0.0	0	0
1/19	San Francisco	0	0	0.0	0	0
2/2	Denver	2	17	8.5	12	0
Playoff Totals (3/0)		**2**	**17**	**8.5**	**12**	**0**

		----------Receiving----------				
2014	**Opponent**	**No**	**Yds**	**Avg**	**LG**	**TD**
9/04	Green Bay	1	1	1.0	1	0
9/14	at San Diego	0	0	0.0	0	0
9/21	Denver	0	0	0.0	0	0
10/06	at Washington	3	28	9.3	19	0
10/12	Dallas	2	11	5.5	10	0
10/19	at St. Louis	Inactive (groin)				
10/26	at Carolina	1	23	23.0	23t	1
11/02	Oakland	1	16	16.0	16	0
11/09	NY Giants	0	0	0.0	0	0
11/16	at Kansas City	3	51	17.0	27	0
11/23	Arizona	1	21	21.0	21	0
11/27	at San Francisco	4	39	9.8	15	0
12/07	at Philadelphia	1	1	1.0	1	0
12/14	San Francisco	0	0	0.0	0	0
12/21	at Arizona	3	139	46.3	80t	2
12/28	St. Louis	2	32	16.0	28	0
TOTALS (15/10)		**22**	**362**	**16.5**	**80t**	**3**
1/10	Carolina	4	68	17.0	29	1
1/18	Green Bay	2	11	5.5	8	0
2/1	New England	0	0	0.0	0	0
TOTALS (3/3)		**6**	**79**	**13.2**	**29**	**1**

		----------Receiving----------				
2015	**Opponent**	**No**	**Yds**	**Avg**	**LG**	**TD**
9/13	at St. Louis	0	0	0.0	0	0
9/20	at Green Bay	2	36	18.0	24	0
9/27	Chicago	Inactive (Back)				
10/05	Detroit	2	15	7.5	9	0
10/11	at Cincinnati	2	17	8.5	9	0
10/18	Carolina	1	16	16.0	16	0
10/22	at San Francisco	0	0	0.0	0	0
11/01	at Dallas	2	41	20.5	22t	1
11/15	Arizona	0	0	0.0	0	0
11/22	San Francisco	2	15	7.5	10	0
11/29	Pittsburgh	1	12	12.0	12	0
12/06	at Minnesota	2	36	18.0	22	0
12/13	at Baltimore	1	8	8.0	8	0
12/20	Cleveland	2	17	8.5	11	0
12/27	St. Louis	0	0	0.0	0	0
1/03	at Arizona	Inactive (Concussion)				
TOTALS (14/7)		**17**	**213**	**12.5**	**24**	**1**
1/10	at Minnesota	Inactive (Concussion)				
1/17	at Carolina	4	54	13.5	22	0
TOTALS (1/1)		**4**	**54**	**13.5**	**22**	**0**

		----------Receiving----------				
2016	**Opponent**	**No**	**Yds**	**Avg**	**LG**	**TD**
9/11	Miami	2	26	13.0	19	0
9/18	at L.A.	1	6	6.0	6	0
9/25	San Francisco	2	9	4.5	7	0
10/2	at N.Y. Jets	0	0	0.0	0	0
10/16	Atlanta	1	9	9.0	9	0
Games 6-9		Inactive (Knee)				
11/20	Philadelphia	1	12	12.0	12	0
11/27	at Tampa Bay	1	11	11.0	11	0
12/4	Carolina	Inactive (Knee)				
12/11	at Green Bay	1	11	11.0	11	0
TOTALS (8/5)		**9**	**84**	**9.3**	**19**	**0**



3 RUSSELL WILSON
QUARTERBACK

Height	5-11
Weight	215
College	Wisconsin
Seasons	NFL 5th, Seahawks 5th
Born	November 29, 1988
Hometown	Richmond, Va.

WILSON'S NFL RECORD

PASSING

Year	Club	G/S	Att	Comp	Yds	Pct	TD	Int	LG	Sacked	Rate
2012	Seattle	16/16	393	252	3,118	64.1	26	10	67	33/203	100.0
2013	Seattle	16/16	407	257	3,357	63.1	26	9	80t	44/272	101.2
2014	Seattle	16/16	452	285	3,475	63.1	20	7	80t	42/242	95.0
2015	Seattle	16/16	483	329	4,024	68.1	34	8	80t	45/265	110.1
2016	Seattle	13/13	443	286	3,382	64.6	13	10	59	32/248	88.1
NFL TOTALS		**77/77**	**2,178**	**1,409**	**17,356**	**64.7**	**119**	**44**	**80t**	**196/1,230**	**99.0**

RUSHING

Year	Club	G/S	Att	Yds	Avg	LG	TD
2012	Seattle	16/16	94	489	5.2	25t	4
2013	Seattle	16/16	96	539	5.6	27	1
2014	Seattle	16/16	118	849	7.2	55	6
2015	Seattle	16/16	103	553	5.4	24	1
2016	Seattle	13/13	54	207	3.8	18	1
NFL TOTALS		**77/77**	**465**	**2,637**	**5.7**	**55**	**13**

POSTSEASON

PASSING

Year	Club	G/S	Att	Comp	Yds	Pct	TD	Int	LG	Sacked	Rate
2012	Seattle	2/2	62	39	572	62.9	3	1	34	7/48	101.0
2013	Seattle	3/3	68	43	524	63.2	3	0	51	7/22	101.6
2014	Seattle	3/3	72	41	724	56.9	6	5	63t	10/58	81.9
2015	Seattle	2/2	74	44	508	59.5	4	3	35	7/54	81.4
NFL TOTALS		**10/10**	**276**	**167**	**2,328**	**60.5**	**16**	**9**	**63t**	**31/182**	**93.4**

RUSHING

Year	Club	G/S	Att	Yds	Avg	LG	TD
2012	Seattle	2/2	15	127	8.5	17	1
2013	Seattle	3/3	11	42	3.8	16	0
2014	Seattle	3/3	17	86	5.1	17	1
2015	Seattle	2/2	8	53	6.6	14	0
NFL TOTALS		**10/10**	**51**	**308**	**6.0**	**28**	**2**

WILSON'S 2016 SEASON

Mia (9/11): Led team to 19th-career win when trailing or tied in the fourth quarter or OT, this after injuring his right ankle in the third quarter. Connected with Baldwin on a 2-yard TD with :31 remaining to give Seattle a 12-10 lead. Attempted a career-high 43 passes. **at LA (9/18):** Returned to start despite suffering an ankle sprain the previous week. **SF (9/25):** Passed for 233 yards in the first half, second-highest total of career for the half. Left the game mid-way through the third quarter with a knee sprain. **at NYJ (10/2):** Passed for season-best 309 yards to go along with three TDs and no INTs. **at NE (11/13):** Passed for a career-high 348 yards and three TDs with no INTs. Was the 12th time of career to pass for three or more TDs and no INTs. Was the fourth time of career to pass for 300 yards with three or more TDs and no INTs. Led the team on scoring drives seven of nine possessions, not counting the final two-play drive that ran out the clock. **Phi (11/20):** Hauled in a 15-yard TD reception on a end-around pass from Doug Baldwin. Was the first TD reception by a QB in club history. **at GB (12/11):** Threw a career-high five interceptions.

WILSON'S GAME-BY-GAME

2016 PASSING

Date	Opponent	P/S	Att	Com	Yds	Pct	TD	Int	LG	Sacked	W/L	Rating
09/11	Miami	(S)	43	27	258	62.8	1	1	24	3/18	W	77.5
09/18	at L.A.	(S)	35	22	254	62.9	0	0	53	2/15	L	84.7
09/25	San Francisco	(S)	23	15	243	65.2	1	0	59	2/17	W	114.9
10/02	at N.Y. Jets	(S)	32	23	309	71.9	3	0	42t	2/21	W	133.5
10/16	Atlanta	(S)	37	25	270	67.6	0	0	25	1/9	W	88.8
10/23	at Arizona	(S)	37	24	225	64.9	0	0	31	1/20	T	81.5
10/30	at New Orleans	(S)	34	22	253	64.7	0	1	27	1/11	L	74.8
11/07	Buffalo	(S)	26	20	282	76.9	2	0	50	4/37	W	137.0
11/13	at New England	(S)	37	25	348	67.6	3	0	39	3/24	W	124.6
11/20	Philadelphia	(S)	31	18	272	58.1	1	0	44	1/0	W	97.8
11/27	at Tampa Bay	(S)	33	17	151	51.5	0	2	21	6/33	L	38.8
12/4	Carolina	(S)	36	26	277	72.2	1	1	40	3/21	W	92.0
12/11	at Green Bay	(S)	39	22	240	56.4	1	5	31	3/22	L	43.7
TOTALS		**(13/13)**	**443**	**286**	**3,382**	**64.6**	**13**	**10**	**59**	**32/248**	**8-4-1**	**88.1**

W/L record reflects games started only

2016 RUSHING

Date	Opponent	P/S	Att	Yds	Avg	LG	TD
09/11	Miami	1/1	4	16	4.0	9	0
09/18	at L.A.	1/1	5	14	2.8	8	0
09/25	San Francisco	1/1	1	3	3.0	3	0
10/02	at N.Y. Jets	1/1	5	-5	-1.0	2	0
10/16	Atlanta	1/1	6	7	1.2	6	0
10/23	at Arizona	1/1	1	-2	-2.0	-2	0
10/30	at New Orleans	1/1	3	11	3.7	5	0
11/07	Buffalo	1/1	3	10	3.3	8	1
11/13	at New England	1/1	3	6	2.0	6	0
11/20	Philadelphia	1/1	8	19	2.4	7	0
11/27	at Tampa Bay	1/1	8	80	10.0	17	0
12/4	Carolina	1/1	3	29	9.7	18	0
12/11	at Green Bay	1/1	4	19	4.8	8	0
TOTALS		**(13/13)**	**54**	**207**	**3.8**	**18**	**1**

SINGLE-GAME HIGHS

Attempts:	43 vs. Miami	(9/11/16)
Completions:	32 at St. Louis	(9/13/15)
Completion %:*	82.8 vs. San Francisco (24/29)	(11/22/15)
Yards:	348 at New England	(11/13/16)
Longest, No TD:	67 vs. Arizona	(12/9/12) to Anthony McCoy
Longest TD:	80t, 3 Times, Last vs. Pittsburgh	(11/29/15) to Doug Baldwin
Most TDs:	5, 2 Times, Last at Baltimore	(12/13/15)
Highest Pass Rating (Home):	151.4 vs. Minnesota	(11/17/13)
Highest Pass Rating (Away):	146.0 at Minnesota	(12/6/15)
Interceptions:	5 at Green Bay	(12/11/16)
Rushes:	14 vs. N.Y. Giants	(10/6/13)
Rushing Yds.:	122** at Washington	(10/6/13)
Longest Rush:	55**, at Arizona	(12/21/14)
Rushing TD:	3 at Buffalo	(12/16/12)

*Min. 20 attempts **Club record by QB

R. WILSON'S ADDITIONAL STATS

Receiving: 2014: (1 for 17 yards); 2016: (2 for 14 yards, 7.0 avg., 15 long (TD), 1 TD); **Career:** (3 for 31 yards, 10.3 avg., 17 long, 1 TD)

WINNING WAYS

MOST REGULAR SEASON WINS AMONG QBS - FIRST FOUR SEASONS

Player	Team	No.
Russell Wilson	***Seattle***	***46***
Joe Flacco	Baltimore	44
Matt Ryan	Atlanta	43
Dan Marino	Miami	41
Andy Dalton	Cincinnati	40

MOST TD PASSES THROUGH FIRST FOUR SEASONS

Player	Team	No.
Dan Marino	Miami	142
Peyton Manning	Indianapolis	111
Russell Wilson	***Seattle***	***106***
Andrew Luck	Indianapolis	101
Andy Dalton	Cincinnati	99
Kurt Warner	St. Louis	98

4TH-QUARTER WINS - 21 (BEHIND OR TIED IN 4TH QUARTER)

Date	Opp	Situation		Result		Play/Drive & Time Remaining
09/24/12	GB	Behind	12-7	Won	14-12	24 yd TD pass as time expired
10/14/12	NE	Behind	23-17	Won	24-23	46 yd TD pass @1:18
12/02/12	at Chi	Behind	14-10			14 yd TD pass @ :24
		Tied	17-17	Won	23-17 (ot)	13 yd TD pass @7:33 in OT
12/30/12	StL	Tied	13-13	Won	20-13	1 yd TD run @ 1:39
01/06/13*	at Wash	Behind	14-13	Won	24-14	TD drive @ 7:08
09/08/13	at Car	Behind	7-6	Won	12-7	43 yd TD pass at 10:13
09/29/13	at Hou	Behind	20-6	Won	23-20 (ot)	45 yd FG @ 3:19 in OT
10/13/13	Tenn	Tied	10-10	Won	20-13	Lynch 3-yd TD run @ 7:33
11/03/13	TB	Behind	24-14	Won	27-24 (ot)	27 yd FG @ 8:11 in OT
01/19/14*	SF	Behind	17-13	Won	23-17	35-yd TD pass @ 13:44
09/21/14	Den	Tied	20-20	Won	26-20 (ot)	TD drive @ 9:14 in OT
10/26/14	at Car	Behind	9-6	Won	13-9	23-yd TD pass @0:47
11/09/14	NYG	Tied	17-17	Won	38-17	TD drive @ 12:47
12/28/14	StL	Tied	6-6	Won	20-6	TD drive @ 12:07
01/18/15*	GB	Tied	22-22	Won	28-22	35-yd TD pass @ 11:41 in OT
11/01/15	at Dal	Behind	12-10	Won	13-12	24-yard FG drive @ 1:04
11/29/15	Pitt	Behind	27-26	Won	39-30	30-yd TD pass @ 8:12
01/10/16*	at Minn	Behind	9-0	Won	10-9	46-yd FG drive @ 8:04
09/11/16	Miami	Behind	10-6	Won	12-10	2-yd TD pass @ :31
10/16/16	Atlanta	Behind	24-17	Won	26-24	44-yd FG @ 1:57
11/13/16	at NE	Behind	24-22	Won	31-24	23-yd FG @ 8:56 (25-24 lead)

*Playoffs

WILSON'S GAME-BY-GAME

2012 PASSING

Date	Opponent	P/S	Att	Com	Yds	Pct	TD	Int	LG	Sacked	W/L	Rating
09/09	at Arizona	(S)	34	18	153	52.9	1	1	27	3/14	L	62.5
09/16	Dallas	(S)	20	15	151	75.0	1	0	22t	2/18	W	112.7
09/24	Green Bay	(S)	21	10	130	47.6	2	0	41t	1/19	W	99.3
09/30	at St. Louis	(S)	25	17	160	68.0	0	3	17	2/20	L	45.8
10/07	at Carolina	(S)	25	19	221	76.0	1	2	30	2/9	W	82.3
10/14	New England	(S)	27	16	293	59.3	3	0	51	2/10	W	133.7
10/18	at San Francisco	(S)	23	9	122	39.1	0	1	36	2/7	L	38.7
10/28	at Detroit	(S)	35	25	236	71.4	2	1	19	0/0	L	96.8
11/04	Minnesota	(S)	24	16	173	66.7	3	0	23	1/8	W	127.3
11/11	N.Y. Jets	(S)	19	12	188	63.2	2	0	38t	4/22	W	131.0
11/25	at Miami	(S)	27	21	224	77.8	2	0	32	2/8	L	125.9
12/02	at Chicago	(S)	37	23	293	62.2	2	0	49	2/0	W	104.9
12/09	Arizona	(S)	13	7	148	53.8	1	1	67	1/7	W	88.0
12/16	at Buffalo	(S)	23	14	205	60.9	1	0	44	2/9	W	104.4
12/23	San Francisco	(S)	21	15	171	71.4	4	1	43	1/1	W	115.3
12/30	St. Louis	(S)	19	15	250	78.9	1	0	49	6/41	W	136.3
TOTALS		**(16/16)**	**393**	**252**	**3,118**	**64.1**	**26**	**10**	**67**	**33/203**	**11-5**	**100.0**
01/06/13	at Washington	(S)	26	15	187	57.7	1	0	33	5/31	W	92.9
01/13/13	at Atlanta	(S)	36	24	385	66.7	2	1	34	2/17	L	109.1
PLAYOFF TOTALS		**(2/2)**	**62**	**39**	**572**	**62.9**	**3**	**1**	**34**	**7/48**	**1-1**	**101.0**

W/L record reflects games started only



2012 RUSHING

Date	Opponent	P/S	Att	Yds	Avg	LG	TD
09/09	at Arizona	(S)	8	20	2.5	5	0
09/16	Dallas	(S)	4	28	7.0	14	0
09/24	Green Bay	(S)	3	18	6.0	12	0
09/30	at St. Louis	(S)	7	14	2.0	8	0
10/07	at Carolina	(S)	5	12	2.4	9	0
10/14	New England	(S)	5	17	3.4	9	0
10/18	at San Francisco	(S)	3	10	3.3	9	0
10/28	at Detroit	(S)	1	9	9.0	9	0
11/04	Minnesota	(S)	9	27	3.0	13	0
11/11	N.Y. Jets	(S)	7	34	4.9	18	0
11/25	at Miami	(S)	5	38	7.6	20	0
12/02	at Chicago	(S)	9	71	7.9	13	0
12/09	Arizona	(S)	3	12	4.0	6	0
12/16	at Buffalo	(S)	9	92	10.2	25t	3
12/23	San Francisco	(S)	6	29	4.8	9	0
12/30	St. Louis	(S)	10	58	5.8	15	1
TOTALS		**(16/16)**	**94**	**489**	**5.2**	**25t**	**4**
01/06/13	at Washington	(S)	8	67	8.4	28	0
01/13/13	at Atlanta	(S)	7	60	8.6	17	1
PLAYOFF TOTALS		**(2/2)**	**15**	**127**	**8.5**	**28**	**1**

WILSON'S GAME-BY-GAME

2013 PASSING

Date	Opponent	P/S	Att	Com	Yds	Pct	TD	Int	LG	Sacked	W/L	Rating
09/8	at Carolina	(S)	33	25	320	75.8	1	0	43t	2/20	W	115.7
09/15	San Francisco	(S)	19	8	142	42.1	1	1	51	4/24	W	63.9
09/22	Jacksonville	(S)	21	14	202	66.7	4	1	30	2/8	W	117.5
09/29	at Houston	(S)	23	12	123	52.2	0	1	24	5/32	W	49.7
10/06	at Indianapolis	(S)	31	15	210	48.4	2	1	28t	2/5	L	78.7
10/13	Tennessee	(S)	31	23	257	74.2	0	0	55	2/4	W	98.5
10/17	at Arizona	(S)	29	18	235	62.1	3	0	32	3/26	W	122.1
10/28	at St. Louis	(S)	18	10	139	55.6	2	0	80t	7/48	W	117.6
11/03	Tampa Bay	(S)	26	19	217	73.1	2	2	28	0/0	W	91.3
11/10	at Atlanta	(S)	26	19	287	73.1	2	0	46	1/8	W	134.6
11/17	Minnesota	(S)	18	13	230	72.2	2	0	44	1/6	W	151.4
12/02	New Orleans	(S)	30	22	310	73.3	3	0	60	1/8	W	139.6
12/08	at San Francisco	(S)	25	15	199	60.0	1	1	39t	2/21	L	81.9
12/15	at NY Giants	(S)	27	18	206	66.7	1	1	30	4/29	W	86.3
12/22	Arizona	(S)	27	11	108	40.7	1	1	28	4/19	L	49.6
12/29	St. Louis	(S)	23	15	172	65.2	1	0	47t	4/14	W	102.1
TOTALS		**(16/16)**	**407**	**257**	**3,357**	**63.1**	**26**	**9**	**80t**	**44/272**	**13-3**	**101.2**
01/11	New Orleans	(S)	18	9	103	50.0	0	0	25	3/0	W	67.6
01/19	San Francisco	(S)	25	16	215	64.0	1	0	51	4/22	W	104.6
02/02	Denver	(S)	25	18	206	72.0	2	0	37	0/0	W	123.1
PLAYOFF TOTALS		**(3/3)**	**68**	**43**	**524**	**63.2**	**3**	**0**	**51**	**7/22**	**3-0**	**101.6**

W/L record reflects games started only

2013 RUSHING

Date	Opponent	P/S	Att	Yds	Avg	LG	TD
09/08	at Carolina	(S)	5	7	1.4	7	0
09/15	San Francisco	(S)	10	33	3.3	11	0
09/22	Jacksonville	(S)	2	14	7.0	10	0
09/29	at Houston	(S)	10	77	7.7	25	0
10/06	at Indianapolis	(S)	13	102	7.8	22	0
10/13	Tennessee	(S)	10	61	6.1	23	0
10/17	at Arizona	(S)	8	29	3.6	11	0
10/28	at St. Louis	(S)	3	16	5.3	17	0
11/03	Tampa Bay	(S)	6	36	6.0	16	1
11/10	at Atlanta	(S)	3	20	6.7	10	0
11/17	Minnesota	(S)	2	14	7.0	12	0
12/02	New Orleans	(S)	8	47	5.9	15	0
12/08	at San Francisco	(S)	1	2	2.0	2	0
12/15	at NY Giants	(S)	8	50	6.3	16	0
12/22	Arizona	(S)	2	32	16.0	27	0
12/29	St. Louis	(S)	5	-1	-0.2	8	0
TOTALS		**(16/16)**	**96**	**539**	**5.6**	**27**	**1**
01/11	New Orleans	(S)	3	16	5.3	8	0
01/19	San Francisco	(S)	5	0	0.0	3	0
02/02	Denver	(S)	3	26	8.7	16	0
PLAYOFF TOTALS		**(3/3)**	**11**	**42**	**3.8**	**16**	**0**

WILSON'S GAME-BY-GAME

2014 PASSING

Date	Opponent	P/S	Att	Com	Yds	Pct	TD	Int	LG	Sacked	W/L	Rating
09/04	Green Bay	(S)	28	19	191	67.9	2	0	33t	1/0	W	110.9
09/14	at San Diego	(S)	25	17	202	68.0	2	0	32	2/22	L	119.1
09/21	Denver	(S)	34	24	258	70.6	2	1	39t	3/20	W	99.9
10/06	at Washington	(S)	24	18	201	75.0	2	0	36	3/23	W	127.3
10/12	Dallas	(S)	28	14	126	50.0	0	1	53	2/0	L	47.6
10/19	at St. Louis	(S)	36	23	313	63.9	2	0	49	3/21	L	110.1
10/26	at Carolina	(S)	32	20	199	62.5	1	1	23t	1/8	W	77.5
11/02	Oakland	(S)	35	17	179	48.6	0	0	39	1/2	W	63.9
11/09	NY Giants	(S)	17	10	172	58.8	0	2	60	2/12	W	53.7
11/16	at Kansas City	(S)	32	20	178	62.5	2	0	27	2/10	L	98.2
11/23	Arizona	(S)	22	17	211	77.3	1	0	48	7/42	W	121.6
11/27	at San Francisco	(S)	22	15	236	68.2	1	0	63	4/14	W	118.8
12/07	at Philadelphia	(S)	37	22	263	59.5	2	0	25	2/11	W	99.3
12/14	San Francisco	(S)	24	12	168	50.0	1	1	47	5/30	W	69.4
12/21	at Arizona	(S)	31	20	339	64.5	2	0	80t	1/10	W	122.9
12/28	St. Louis	(S)	25	17	239	68.0	0	1	38	3/17	W	81.9
TOTALS		**(16/16)**	**452**	**285**	**3,475**	**63.1**	**20**	**7**	**80t**	**42/242**	**12-4**	**95.0**
01/10	Carolina	(S)	22	15	268	68.2	3	0	63t	2/20	W	149.2
01/18	Green Bay	(S)	29	14	209	48.3	1	4	35t	5/25	W	44.3
02/01	New England	(S)	21	12	247	57.1	2	1	45	3/13	L	110.6
TOTALS		**(3/3)**	**72**	**41**	**724**	**56.9**	**6**	**5**	**63t**	**10/58**	**2-1**	**81.9**

W/L record reflects games started only

2014 RUSHING

Date	Opponent	P/S	Att	Yds	Avg	LG	TD
09/04	Green Bay	(S)	7	29	4.1	13	0
09/14	at San Diego	(S)	2	18	9.0	13	0
09/21	Denver	(S)	9	40	4.4	9	0
10/06	at Washington	(S)	11	122*	11.1	29	1
10/12	Dallas	(S)	2	12	6.0	9t	1
10/19	at St. Louis	(S)	7	106	15.1	52	1
10/26	at Carolina	(S)	6	35	5.8	15	0
11/02	Oakland	(S)	8	31	3.9	19	0
11/09	NY Giants	(S)	14	107	7.6	26	1
11/16	at Kansas City	(S)	8	71	8.9	14	0
11/23	Arizona	(S)	10	73	7.3	40	0
11/27	at San Francisco	(S)	7	35	5.0	12	0
12/07	at Philadelphia	(S)	10	48	4.8	26t	1
12/14	San Francisco	(S)	5	27	5.4	19	0
12/21	at Arizona	(S)	6	88	14.7	55*	1
12/29	St. Louis	(S)	6	7	1.2	6	0
TOTALS		**(16/16)**	**118**	**849**	**7.2**	**55**	**6**
01/10	Carolina	(S)	7	22	3.1	14	0
01/18	Green Bay	(S)	7	25	3.6	15	1
02/01	New England	(S)	3	39	13.0	17	0
TOTALS		**(3/3)**	**17**	**86**	**5.1**	**17**	**1**

**Club record by QB*

WILSON'S GAME-BY-GAME

2015 PASSING

Date	Opponent	P/S	Att	Com	Yds	Pct	TD	Int	LG	Sacked	W/L	Rating
09/13	at St. Louis	(S)	41	32	251	78.0	1	1	23	6/32	L	90.1
09/20	at Green Bay	(S)	30	19	206	63.3	2	1	32	2/1	L	91.8
09/27	Chicago	(S)	30	20	235	66.7	1	0	30t	4/23	W	101.4
10/05	Detroit	(S)	26	20	287	76.9	1	0	50	6/52	W	125.0
10/11	at Cincinnati	(S)	23	15	213	65.2	1	1	46	4/16	L	91.4
10/18	Carolina	(S)	30	18	241	60.0	1	0	45	4/22	L	96.7
10/22	at San Francisco	(S)	24	18	235	75.0	1	2	43t	5/23	W	84.5
11/01	at Dallas	(S)	30	19	210	63.3	1	1	22t	0/0	W	81.3
11/15	Arizona	(S)	32	14	240	43.8	1	1	40	2/12	L	67.2
11/22	San Francisco	(S)	29	24	260	82.8	3	0	31t	2/7	W	138.6
11/29	Pittsburgh	(S)	30	21	345	70.0	5	0	80t	2/9	W	147.9
12/06	at Minnesota	(S)	27	21	274	77.8	3	0	53t	1/8	W	146.0
12/13	at Baltimore	(S)	32	23	292	71.9	5	0	49t	0/0	W	139.6
12/20	Cleveland	(S)	30	21	249	70.0	3	0	39	2/8	W	128.3
12/27	St. Louis	(S)	41	25	289	61.0	2	1	28	4/36	L	88.4
01/03	at Arizona	(S)	28	19	197	67.9	3	0	36	1/16	W	123.7
TOTALS		**(16/16)**	**483**	**329**	**4,024**	**68.1**	**34**	**8**	**80t**	**45/265**	**10-6**	**110.1**
01/10	at Minnesota	(S)	26	13	142	50.0	1	1	35	2/13	W	63.3
01/17	at Carolina	(S)	48	31	366	64.6	3	2	33t	5/41	L	91.1
PLAYOFF TOTALS		**(2/2)**	**74**	**44**	**508**	**59.5**	**4**	**3**	**35**	**7/54**	**1-1**	**81.4**

W/L record reflects games started only

2015 RUSHING

Date	Opponent	P/S	Att	Yds	Avg	LG	TD
09/13	at St. Louis	(S)	8	31	3.9	10	0
09/20	at Green Bay	(S)	10	78	7.,8	17	0
09/27	Chicago	(S)	6	28	4.7	13	0
10/05	Detroit	(S)	10	40	4.0	15	0
10/11	at Cincinnati	(S)	3	21	7.0	9	0
10/18	Carolina	(S)	8	53	6.6	24	0
10/22	at San Francisco	(S)	7	20	2.9	9	0
11/01	at Dallas	(S)	6	32	5.3	10	0
11/15	Arizona	(S)	6	52	8.7	20	0
11/22	San Francisco	(S)	9	30	3.3	8	0
11/29	Pittsburgh	(S)	4	14	3.5	10	0
12/06	at Minnesota	(S)	9	51	5.7	14	1
12/13	at Baltimore	(S)	1	6	6.0	6	0
12/20	Cleveland	(S)	5	46	9.2	16	0
12/27	St. Louis	(S)	6	38	6.5	21	0
01/03	at Arizona	(S)	5	13	2.6	9	0
TOTALS		**(16/16)**	**103**	**553**	**5.4**	**24**	**1**
01/10	at Minnesota	(S)	5	21	4.2	11	0
01/17	at Carolina	(S)	3	32	10.7	14	0
PLAYOFF TOTALS		**(2/2)**	**8**	**53**	**6.6**	**14**	**0**

**Club record by QB*

50 K.J. WRIGHT
LINEBACKER

Height	6-4
Weight	246
College	Mississippi State
Seasons	NFL 6th, Seahawks 6th
Born	July 23, 1989
Hometown	Olive Branch, Miss.

WRIGHT'S NFL RECORD

			Tackles			Sacks		Interceptions								
Club		G/S	Tkl	So	Ast	QB	Yds	No	Yds	Avg	LG	TD	PD	FF	FR	Yds
2011	Seattle	16/12	61	46	15	2.0	9.0	0	0	0.0	0	0	2	1	1	30
2012	Seattle	15/15	96	66	30	1.0	13.0	1	24	24.0	24	0	5	1	0	0
2013	Seattle	13/13	80	46	34	1.5	4.5	0	0	0.0	0	0	4	0	1	0
2014	Seattle	16/16	107	74	33	2.0	8.0	0	0	0	0	0	4	2	1	0
2015	Seattle	16/16	116	71	45	1.0	11.0	0	0	0	0	0	3	4	2	4
2016	Seattle	13/13	103	62	41	3.0	7.0	0	0	0	0	0	4	1	0	0
NFL TOTALS		**89/85**	**563**	**365**	**198**	**10.5**	**52.5**	**1**	**24**	**24.0**	**24**	**0**	**22**	**9**	**5**	**34**

POSTSEASON

			Tackles			Sacks		Interceptions								
Club		G/S	Tkl	So	Ast	QB	Yds	No	Yds	Avg	LG	TD	PD	FF	FR	Yds
2012	Seattle	2/2	16	8	8	0.0	0.0	0	0	0.0	0	0	2	0	0	0
2013	Seattle	2/1	8	5	3	0.0	0.0	0	0	0.0	0	0	0	0	0	0
2014	Seattle	3/3	23	16	7	0.0	0.0	0	0	0.0	0	0	1	0	0	0
2015	Seattle	2/2	21	11	10	0.5	3.0	0	0	0.0	0	0	0	0	0	0
NFL TOTALS		**9/8**	**68**	**40**	**28**	**0.5**	**3.0**	**0**	**0**	**0.0**	**0**	**0**	**3**	**0**	**0**	**0**

WRIGHT'S SINGLE-GAME HIGHS

Tackles: 13, vs. Oakland (11/2/14)
Interceptions: 1, at Buffalo (12/16/12)
Sacks: 1.0, 10 Times, Last vs. Buffalo (11/7/16)
Forced Fumbles: 1, 9 Times, Last vs. Car (12/4/16)
Fumble Recoveries: 1, 5 Times, Last vs. Arizona (11/15/15)
Touchdowns: 1, FR at Dallas (11/1/15)

ADDITIONAL STATS

Special Teams Tackles: 2011 (4), 2012 (3); **Career:** (7). **Postseason:** 2013 (1), 2014 (1); **Career:** (2).

WRIGHT'S 2016 SEASON

Mia (9/11): Led team with 11 tackles, including a sack. **at LA (9/18):** Led team for second-straight week with nine tackles (7 solo).

WRIGHT'S 2016 GAME-BY-GAME

Game	G/S	T	S	A	QB	Yds.	QH	Int.	Yds.	PD	FF	FR	Yds.
Miami (9/11)	1/1	11	3	8	1.0	2.0	1	0	0	0	0	0	0
at L.A. (9/18)	1/1	9	7	2	0.0	0.0	0	0	0	0	0	0	0
SF (9/25)	1/1	7	3	4	0.0	0.0	0	0	0	0	0	0	0
at NYJ (10/2)	1/1	8	4	4	1.0	4.0	1	0	0	0	0	0	0
Atl (10/16)	1/1	7	1	6	0.0	0.0	1	0	0	0	0	0	0
at Ariz (10/23)	1/1	10	10	0	0.0	0.0	0	0	0	1	0	0	0
at NO (10/30)	1/1	6	4	2	0.0	0.0	0	0	0	0	0	0	0
Buf (11/7)	1/1	11	7	4	1.0	1.0	2	0	0	0	0	0	0
at NE (11/13)	1/1	8	5	3	0.0	0.0	0	0	0	0	0	0	0
Phi (11/20)	1/1	10	6	4	0.0	0.0	0	0	0	1	0	0	0
at TB (11/27)	1/1	8	6	2	0.0	0.0	0	0	0	1	0	0	0
Car (12/4)	1/1	3	2	1	0.0	0.0	0	0	0	1	1	0	0
at GB (12/11)	1/1	5	4	1	0.0	0.0	0	0	0	0	0	0	0
Totals	**13/13**	**103**	**62**	**41**	**3.0**	**7.0**	**5**	**0**	**0**	**4**	**1**	**0**	**0**

National Football League Game Summary

NFL Copyright © 2016 by The National Football League. All rights reserved. This summary and play-by-play is for the express purpose of assisting media in their coverage of the game; any other use of this material is prohibited without the written permission of the National Football League. Updated: 12/12/2016

Date: Sunday, 12/11/2016

Seattle Seahawks at Green Bay Packers

at Lambeau Field, Green Bay, WI

Start Time: 3:25 PM CST

Game Day Weather

Temp: 26° F (-3.3° C) Humidity: 85%, Wind: W 5 mph

Played Outdoor on Turf: DD GrassMaster

Wind Chill: 20

Officials

Referee: Coleman, Walt (65)
Umpire: Rice, Jeff (44)
Head Linesman: Bowers, Derick (74)
Line Judge: Codey, Kevin (16)
Side Judge: Eck, Alan (76)
Field Judge: Brown, Terry (43)
Back Judge: Miles, Terrence (111)
Replay Official: Nazzaro, Louis ()

Lineups

Seattle Seahawks

Offense			Defense		
WR	89	D.Baldwin	LDE	72	M.Bennett
WR	16	T.Lockett	LDT	77	A.Rubin
LT	74	G.Fant	RDT	93	T.McDaniel
LG	63	M.Glowinski	RDE	56	C.Avril
C	68	J.Britt	MLB	54	B.Wagner
RG	76	G.Ifedi	OLB	50	K.Wright
RT	78	B.Sowell	LCB	25	R.Sherman
TE	88	J.Graham	RCB	35	D.Shead
WR	15	J.Kearse	SS	31	K.Chancellor
QB	3	R.Wilson	FS	23	S.Terrell
RB	34	T.Rawls	CB	20	J.Lane

Green Bay Packers

Offense			Defense		
WR	87	J.Nelson	NT	98	L.Guion
LT	69	D.Bakhtiari	DT	76	M.Daniels
LG	65	L.Taylor	LOLB	95	D.Jones
C	63	C.Linsley	ILB	48	J.Thomas
RG	70	T.Lang	ROLB	56	J.Peppers
RT	75	B.Bulaga	LCB	23	D.Randall
TE	89	J.Cook	RCB	36	L.Gunter
WR	17	D.Adams	CB	24	Q.Rollins
QB	12	A.Rodgers	SS	42	M.Burnett
RB	88	T.Montgomery	FS	21	H.Clinton-Dix
FB	22	A.Ripkowski	S	33	M.Hyde

Substitutions

QB 2 T.Boykin, K 4 S.Hauschka, P 9 J.Ryan, WR 10 P.Richardson, WR 19 T.McEvoy, CB 21 D.Elliott, CB 27 N.Thorpe, SS 32 J.Johnson, SS 33 K.McCray, RB 36 A.Collins, LB 41 D.McDonald, RB 43 T.Pope, FB 44 M.Reece, LS 48 N.Frese, C 53 J.Hunt, DE 55 F.Clark, LB 57 M.Morgan, LB 58 K.Pierre-Louis, G 70 R.Odhiambo, TE 81 N.Vannett, TE 82 L.Willson, TE 86 B.Williams, DT 90 J.Reed, DE 91 C.Marsh

Substitutions

K 2 M.Crosby, QB 7 B.Hundley, P 10 J.Schum, WR 18 R.Cobb, CB 20 M.Dorleant, S 25 M.Evans, CB 28 J.Hawkins, S 29 K.Brice, RB 32 C.Michael, FB 40 J.Kerridge, RB 44 J.Starks, LB 47 J.Ryan, LB 52 C.Matthews, LB 54 C.Bradford, LS 61 B.Goode, T/G 67 D.Barclay, T 78 J.Spriggs, WR 81 G.Allison, TE 82 R.Rodgers, WR 83 J.Janis, LB 91 J.Elliott, DE 94 D.Lowry, DT 97 K.Clark, DT 99 C.Ringo

Did Not Play

Did Not Play

Not Active

RB 22 C.Prosise, SS 40 T.Powell, FB 46 W.Tukuafu, LB 52 B.Coyle, T 79 G.Gilliam, DT 92 J.Jenkins, DE 97 D.Moore

Not Active

WR 11 T.Davis, LB 50 B.Martinez, LB 51 K.Fackrell, LB 53 N.Perry, T 68 K.Murphy, C/G 73 J.Tretter

Field Goals (made ( ) & missed)

S.Hauschka (28)

M.Crosby 51WR (38)

		1	2	3	4	OT	Total
VISITOR:	Seattle Seahawks	3	0	0	7	0	10
HOME:	Green Bay Packers	7	14	7	10	0	38

Scoring Plays

Team	Qtr	Time	Play Description (Extra Point) (Drive Info)	Visitor	Home
Packers	1	13:30	D.Adams 66 yd. pass from A.Rodgers (M.Crosby kick) (3-75, 1:30)	0	7
Seahawks	1	6:16	S.Hauschka 28 yd. Field Goal (13-64, 7:14)	3	7
Packers	2	9:36	T.Montgomery 1 yd. run (M.Crosby kick) (4-26, 2:17)	3	14
Packers	2	5:15	J.Nelson 9 yd. pass from A.Rodgers (M.Crosby kick) (5-48, 2:44)	3	21
Packers	3	4:24	J.Nelson 3 yd. pass from A.Rodgers (M.Crosby kick) (7-32, 3:16)	3	28
Packers	4	10:31	M.Crosby 38 yd. Field Goal (5-19, 1:15)	3	31
Seahawks	4	8:21	T.McEvoy 21 yd. pass from R.Wilson (S.Hauschka kick) (7-75, 2:10)	10	31
Packers	4	5:43	J.Janis 19 yd. run (M.Crosby kick) (1-19, 0:07)	10	38

Paid Attendance: 78,057

Time: 3:11

Seattle Seahawks vs Green Bay Packers

12/11/2016 at Lambeau Field

Final Individual Statistics

Seattle Seahawks

RUSHING	ATT	YDS	AVG	LG	TD
T.Rawls	12	67	5.6	15	0
A.Collins	7	23	3.3	8	0
R.Wilson	4	19	4.8	8	0
T.Lockett	2	15	7.5	13	0
T.Pope	1	12	12.0	12	0
Total	26	136	5.2	15	0

PASSING	ATT	CMP	YDS	SK/YD	TD	LG	IN	RT
R.Wilson	39	22	240	3/22	1	31	5	43.7
Total	39	22	240	3/22	1	31	5	43.7

PASS RECEIVING	TAR	REC	YDS	AVG	LG	TD
D.Baldwin	11	6	46	7.7	10	0
T.Lockett	6	4	41	10.3	15	0
T.McEvoy	3	3	41	13.7	**21**	1
A.Collins	3	3	33	11.0	14	0
M.Reece	2	2	38	19.0	31	0
J.Graham	4	1	16	16.0	16	0
L.Willson	1	1	11	11.0	11	0
J.Kearse	6	1	7	7.0	7	0
T.Rawls	2	1	7	7.0	7	0
T.Pope	1	0	0	0.0	0	0
Total	39	22	240	10.9	31	1

INTERCEPTIONS	NO	YDS	AVG	LG	TD
Total	0	0	0	0	0

PUNTING	NO	YDS	AVG	NET	TB	IN20	LG
J.Ryan	4	136	34.0	34.0	0	2	42
Total	4	136	34.0	34.0	0	2	42

PUNT RETURNS	NO	YDS	AVG	FC	LG	TD
T.Lockett	0	0	0.0	2	0	0
[DOWNED]	1	0	0.0	0	0	0
[OUT OF BOUNDS]	1	0	0.0	0	0	0
Total	0	0	0.0	2	0	0

KICKOFF RETURNS	NO	YDS	AVG	FC	LG	TD
T.Lockett	5	136	27.2	0	32	0
[TOUCHBACK]	2	0	0.0	0	0	0
Total	5	136	27.2	0	32	0

Green Bay Packers

RUSHING	ATT	YDS	AVG	LG	TD
T.Montgomery	9	41	4.6	17	1
C.Michael	10	36	3.6	10	0
J.Janis	1	19	19.0	**19**	1
J.Starks	2	3	1.5	2	0
A.Ripkowski	3	2	0.7	2	0
B.Hundley	2	-2	-1.0	-1	0
A.Rodgers	3	-6	-2.0	-1	0
Total	30	93	3.1	19	2

PASSING	ATT	CMP	YDS	SK/YD	TD	LG	IN	RT
A.Rodgers	23	18	246	1/9	3	**66**	0	150.8
B.Hundley	2	0	0	0/0	0	0	0	39.6
Total	25	18	246	1/9	3	66	0	142.7

PASS RECEIVING	TAR	REC	YDS	AVG	LG	TD
J.Nelson	7	6	41	6.8	11	2
D.Adams	6	4	104	26.0	**66**	1
T.Montgomery	4	3	45	15.0	24	0
R.Cobb	3	3	33	11.0	25	0
J.Cook	2	1	15	15.0	15	0
R.Rodgers	2	1	8	8.0	8	0
A.Ripkowski	1	0	0	0.0	0	0
Total	25	18	246	13.7	66	3

INTERCEPTIONS	NO	YDS	AVG	LG	TD
D.Randall	2	47	23.5	26	0
M.Burnett	1	19	19.0	19	0
M.Hyde	1	11	11.0	11	0
Q.Rollins	1	0	0.0	0	0
Total	5	77	15.4	26	0

PUNTING	NO	YDS	AVG	NET	TB	IN20	LG
J.Schum	4	154	38.5	38.5	0	3	49
Total	4	154	38.5	38.5	0	3	49

PUNT RETURNS	NO	YDS	AVG	FC	LG	TD
M.Hyde	1	0	0.0	0	0	0
R.Cobb	0	0	0.0	2	0	0
[OUT OF BOUNDS]	1	0	0.0	0	0	0
Total	1	0	0.0	2	0	0

KICKOFF RETURNS	NO	YDS	AVG	FC	LG	TD
T.Montgomery	2	36	18.0	0	20	0
Total	2	36	18.0	0	20	0

Seattle Seahawks

FUMBLES	FUM	LOST	OWN-REC	YDS	TD	FORCED	OPP-REC	YDS	TD	OUT-BDS
A.Collins	1	1	0	0	0	0	0	0	0	0
Total	1	1	0	0	0	0	0	0	0	0

Green Bay Packers

FUMBLES	FUM	LOST	OWN-REC	YDS	TD	FORCED	OPP-REC	YDS	TD	OUT-BDS
C.Ringo	0	0	0	0	0	1	0	0	0	0
K.Brice	0	0	0	0	0	0	1	0	0	0

Seattle Seahawks vs Green Bay Packers

12/11/2016 at Lambeau Field

Final Individual Statistics

Total	0	0	0	0	0	1	1	0	0	0

Seattle Seahawks vs Green Bay Packers
12/11/2016 at Lambeau Field

Final Team Statistics

	Visitor Seahawks	Home Packers
TOTAL FIRST DOWNS	22	18
By Rushing	7	5
By Passing	14	10
By Penalty	1	3
THIRD DOWN EFFICIENCY	6-12-50%	4-11-36%
FOURTH DOWN EFFICIENCY	0-1-0%	0-1-0%
TOTAL NET YARDS	354	330
Total Offensive Plays (inc. times thrown passing)	68	56
Average gain per offensive play	5.2	5.9
NET YARDS RUSHING	136	93
Total Rushing Plays	26	30
Average gain per rushing play	5.2	3.1
Tackles for a loss-number and yards	2-2	5-11
NET YARDS PASSING	218	237
Times thrown - yards lost attempting to pass	3-22	1-9
Gross yards passing	240	246
PASS ATTEMPTS-COMPLETIONS-HAD INTERCEPTED	39-22-5	25-18-0
Avg gain per pass play (inc.# thrown passing)	5.2	9.1
KICKOFFS Number-In End Zone-Touchbacks	3-0-0	7-3-2
PUNTS Number and Average	4-34.0	4-38.5
Had Blocked	0	0
FGs - PATs Had Blocked	0-0	0-0
Net Punting Average	34.0	38.5
TOTAL RETURN YARDAGE (Not Including Kickoffs)	0	77
No. and Yards Punt Returns	0-0	1-0
No. and Yards Kickoff Returns	5-136	2-36
No. and Yards Interception Returns	0-0	5-77
PENALTIES Number and Yards	7-63	5-50
FUMBLES Number and Lost	1-1	0-0
TOUCHDOWNS	1	5
Rushing	0	2
Passing	1	3
EXTRA POINTS Made-Attempts	1-1	5-5
Kicking Made-Attempts	1-1	5-5
FIELD GOALS Made-Attempts	1-1	1-2
RED ZONE EFFICIENCY	0-1-0%	4-4-100%
GOAL TO GO EFFICIENCY	0-0-0%	3-3-100%
SAFETIES	0	0
FINAL SCORE	10	38
TIME OF POSSESSION	31:50	28:10

Seattle Seahawks vs Green Bay Packers
12/11/2016 at Lambeau Field

Ball Possession And Drive Chart

Seattle Seahawks

#	Time Recd	Time Lost	Time Poss	How Ball Obtained	Drive Began	# Play	Yds Gain	Yds Pen	Net Yds	1st Down	Last Scrm	How Given Up
1	13:30	6:16	7:14	Kickoff	SEA 26	13	64	0	64	4	* GB 10	Field Goal
2	2:05	0:27	1:38	Missed FG	SEA 42	3	9	0	9	0	GB 49	Punt
3	13:08	11:53	1:15	Punt	SEA 16	2	3	15	18	1	SEA 34	Interception
4	9:36	7:59	1:37	Kickoff	SEA 26	3	-9	0	-9	0	SEA 17	Punt
5	5:15	2:27	2:48	Kickoff	SEA 25	7	31	0	31	2	GB 44	Punt
6	1:14	0:22	0:52	Punt	SEA 10	4	45	5	50	2	GB 40	Interception
7	15:00	11:04	3:56	Kickoff	SEA 34	8	46	0	46	3	GB 20	Interception
8	8:53	7:40	1:13	Punt	SEA 33	2	2	5	7	0	SEA 40	Interception
9	4:24	2:25	1:59	Kickoff	SEA 31	3	8	-5	3	0	SEA 34	Punt
10	14:04	11:46	2:18	Punt	SEA 18	7	21	0	21	1	SEA 39	Downs
11	10:31	8:21	2:10	Kickoff	SEA 25	7	75	0	75	5	GB 21	Touchdown
12	6:00	5:50	0:10	Downs	SEA 37	1	0	0	0	0	SEA 37	Interception
13	5:43	1:03	4:40	Kickoff	SEA 18	9	59	-10	49	4	GB 37	Fumble

(341) Average SEA 26

Green Bay Packers

#	Time Recd	Time Lost	Time Poss	How Ball Obtained	Drive Began	# Play	Yds Gain	Yds Pen	Net Yds	1st Down	Last Scrm	How Given Up
1	15:00	13:30	1:30	Kickoff	GB 25	3	75	0	75	1	GB 34	Touchdown
2	6:16	2:05	4:11	Kickoff	GB 26	8	35	5	40	2	SEA 34	Missed FG
3	0:27	13:08	2:19	Punt	GB 14	5	37	0	37	1	SEA 49	Punt
4	11:53	9:36	2:17	Interception	SEA 26	4	26	0	26	2	* SEA 1	Touchdown
5	7:59	5:15	2:44	Punt	SEA 48	5	48	0	48	3	* SEA 9	Touchdown
6	2:27	1:14	1:13	Punt	GB 16	5	34	0	34	1	50	Punt
7	0:22	0:00	0:22	Interception	GB 21	1	-1	0	-1	0	GB 21	End of Half
8	11:04	8:53	2:11	Interception	GB 20	3	0	15	15	1	GB 35	Punt
9	7:40	4:24	3:16	Interception	SEA 32	7	29	3	32	4	* SEA 3	Touchdown
10	2:25	14:04	3:21	Punt	GB 14	5	19	0	19	1	GB 33	Punt
11	11:46	10:31	1:15	Downs	SEA 39	5	4	15	19	1	SEA 20	Field Goal
12	8:21	6:00	2:21	Kickoff	SEA 44	4	7	0	7	0	SEA 35	Downs
13	5:50	5:43	0:07	Interception	SEA 19	1	19	0	19	1	* SEA 19	Touchdown
14	1:03	0:00	1:03	Fumble	GB 27	2	-2	0	-2	0	GB 26	End of Game

(555) Average GB 40

*** inside opponent's 20**

Time of Possession by Quarter		**1st**	**2nd**	**3rd**	**4th**	**OT**	**Total**
Visitor	Seattle Seahawks	8:52	6:32	7:08	9:18		31:50
Home	Green Bay Packers	6:08	8:28	7:52	5:42		28:10

Kickoff Drive No.-Start Average Seahawks: 7 - SEA 26 Packers: 2 - GB 26

Seattle Seahawks vs Green Bay Packers
12/11/2016 at Lambeau Field

Final Defensive Statistics

Seattle Seahawks	Regular Defensive Plays											Special Teams					Misc			
	TKL	AST	COMB	SK	/ YDS	TFL	Q	IN	PD	FF	FR	TKL	AST	FF	FR	BL	TKL	AST	FF	FR
B.Wagner	7	5	12	0	0	0	0	0	0	0	0	0	0	0	0	0	0	0	0	0
T.McDaniel	4	2	6	0	0	1	0	0	0	0	0	0	0	0	0	0	0	0	0	0
D.Shead	4	1	5	0	0	0	0	0	2	0	0	0	0	0	0	0	0	0	0	0
K.Wright	4	1	5	0	0	0	0	0	0	0	0	0	0	0	0	0	0	0	0	0
K.Chancellor	3	2	5	0	0	1	0	0	0	0	0	2	0	0	0	0	0	0	0	0
J.Reed	2	2	4	0	0	1	0	0	0	0	0	0	0	0	0	0	0	0	0	0
S.Terrell	3	0	3	0	0	0	0	0	0	0	0	0	0	0	0	0	0	0	0	0
M.Bennett	2	1	3	0	0	1	0	0	0	0	0	0	0	0	0	0	0	0	0	0
A.Rubin	2	0	2	1	9	2	1	0	0	0	0	0	0	0	0	0	0	0	0	0
R.Sherman	2	0	2	0	0	0	0	0	0	0	0	0	0	0	0	0	0	0	0	0
C.Avril	1	1	2	0	0	0	2	0	0	0	0	0	0	0	0	0	0	0	0	0
J.Lane	1	1	2	0	0	0	0	0	0	0	0	0	0	0	0	0	0	0	0	0
C.Marsh	0	1	1	0	0	0	0	0	0	0	0	0	0	0	0	0	0	0	0	0
D.McDonald	0	0	0	0	0	0	0	0	0	0	0	2	0	0	0	0	0	0	0	0
M.Reece	0	0	0	0	0	0	0	0	0	0	0	0	0	0	0	0	1	0	0	0
P.Richardson	0	0	0	0	0	0	0	0	0	0	0	0	0	0	0	0	1	0	0	0
T.Rawls	0	0	0	0	0	0	0	0	0	0	0	0	0	0	0	0	1	0	0	0
G.Fant	0	0	0	0	0	0	0	0	0	0	0	0	0	0	0	0	1	0	0	0
A.Collins	0	0	0	0	0	0	0	0	0	0	0	0	0	0	0	0	1	0	0	0
Total	**35**	**17**	**52**	**1**	**9**	**6**	**3**	**0**	**2**	**0**	**0**	**4**	**0**	**0**	**0**	**0**	**5**	**0**	**0**	**0**

TKL = Tackle AST = Assist COMB = Combined QH=QB Hit IN = Interception PD = Pass Defense FF = Forced Fumble FR = Fumble Recovery

Green Bay Packers	Regular Defensive Plays											Special Teams					Misc			
	TKL	AST	COMB	SK	/ YDS	TFL	QH	IN	PD	FF	FR	TKL	AST	FF	FR	BL	TKL	AST	FF	FR
J.Thomas	8	2	10	0	0	0	0	0	0	0	0	0	0	0	0	0	0	0	0	0
Q.Rollins	6	1	7	0	0	0	0	1	2	0	0	0	0	0	0	0	0	0	0	0
M.Burnett	4	3	7	0	0	0	0	1	1	0	0	1	0	0	0	0	0	0	0	0
M.Hyde	5	1	6	0	0	0	0	1	1	0	0	0	0	0	0	0	0	0	0	0
J.Elliott	3	2	5	1	8	1	1	0	0	0	0	0	0	0	0	0	0	0	0	0
M.Daniels	3	2	5	0	0	0	1	0	0	0	0	0	0	0	0	0	0	0	0	0
D.Randall	3	2	5	0	0	0	0	2	2	0	0	0	0	0	0	0	0	0	0	0
H.Clinton-Dix	3	1	4	0	0	0	0	0	0	0	0	0	0	0	0	0	0	0	0	0
K.Clark	1	3	4	0	0	0	0	0	0	0	0	0	0	0	0	0	0	0	0	0
D.Jones	2	0	2	1	3	1	5	0	0	0	0	0	0	0	0	0	0	0	0	0
D.Lowry	2	0	2	1	11	1	1	0	0	0	0	0	0	0	0	0	0	0	0	0
C.Matthews	1	1	2	0	0	1	1	0	0	0	0	0	0	0	0	0	0	0	0	0
L.Guion	1	1	2	0	0	0	0	0	0	0	0	0	0	0	0	0	0	0	0	0
L.Gunter	1	0	1	0	0	0	0	0	1	0	0	0	0	0	0	0	0	0	0	0
C.Ringo	1	0	1	0	0	0	0	0	0	1	0	0	0	0	0	0	0	0	0	0
J.Ryan	0	1	1	0	0	0	0	0	0	0	0	0	0	0	0	0	0	0	0	0
J.Peppers	0	1	1	0	0	0	0	0	0	0	0	0	0	0	0	0	0	0	0	0
K.Brice	0	0	0	0	0	0	0	0	0	0	1	1	0	0	0	0	0	0	0	0
J.Hawkins	0	0	0	0	0	0	0	0	0	0	0	2	0	0	0	0	0	0	0	0
M.Crosby	0	0	0	0	0	0	0	0	0	0	0	1	0	0	0	0	0	0	0	0
Total	**44**	**21**	**65**	**3**	**22**	**4**	**9**	**5**	**7**	**1**	**1**	**5**	**0**	**0**	**0**	**0**	**0**	**0**	**0**	**0**

Seattle Seahawks vs Green Bay Packers
12/11/2016 at Lambeau Field

First Half Summary

	PERIOD SCORES		TIME OF POSSESSION
Seahawks	3 0 = 3	Seahawks	15:24
Packers	7 14 = 21	Packers	14:36

Scoring Plays

Team	Qtr	Time	Play Description (Extra Point) (Drive Info)	Visitor	Home
Packers	1	13:30	D.Adams 66 yd. pass from A.Rodgers (M.Crosby kick) (3-75, 1:30)	0	7
Seahawks	1	6:16	S.Hauschka 28 yd. Field Goal (13-64, 7:14)	3	7
Packers	2	9:36	T.Montgomery 1 yd. run (M.Crosby kick) (4-26, 2:17)	3	14
Packers	2	5:15	J.Nelson 9 yd. pass from A.Rodgers (M.Crosby kick) (5-48, 2:44)	3	21

	Seattle Seahawks	Green Bay Packers
TOTAL FIRST DOWNS	9	10
First Downs Rushing-Passing-by Penalty	2 - 6 - 1	3 - 7 - 0
THIRD DOWN EFFICIENCY	3-7-43%	2-5-40%
TOTAL NET YARDS	143	254
Total Offensive Plays	31	30
NET YARDS RUSHING	64	52
NET YARDS PASSING	79	202
Gross Yards Passing	90	202
Times thrown-yards lost attempting to pass	1-11	0-0
Pass Attempts-Completions-Had Intercepted	16 - 8 - 2	15 - 12 - 0
Punts-Number and Average	3 - 31.3	2 - 36.5
Penalties-Number and Yards	1 - 5	2 - 20
Fumbles-Number and Lost	0 - 0	0 - 0
Red Zone Efficiency	0-1-0%	2-2-100%
Average Drive Start	SEA 24	GB 33

Seattle Seahawks

RUSHING	ATT	YDS	AVG	LG	TD
T.Rawls	9	40	4.4	13	0
R.Wilson	3	17	5.7	8	0
A.Collins	1	5	5.0	5	0
T.Lockett	1	2	2.0	2	0
Total	14	64	4.6	13	0

PASSING	ATT	CMP	YDS	SK/YD	TD	LG	IN	RT
R.Wilson	16	8	90	1/11	0	31	2	27.6
Total	16	8	90	1/11	0	31	2	27.6

PASS RECEIVING	TAR	REC	YDS	AVG	LG	TD
D.Baldwin	7	4	33	8.3	10	0
M.Reece	1	1	31	31.0	31	0
T.Lockett	2	1	14	14.0	14	0
J.Kearse	2	1	7	7.0	7	0
T.McEvoy	1	1	5	5.0	5	0
J.Graham	2	0	0	0.0	0	0
T.Rawls	1	0	0	0.0	0	0
Total	16	8	90	11.3	31	0

Green Bay Packers

RUSHING	ATT	YDS	AVG	LG	TD
T.Montgomery	7	38	5.4	17	1
C.Michael	3	13	4.3	10	0
J.Starks	2	3	1.5	2	0
A.Ripkowski	1	2	2.0	2	0
A.Rodgers	2	-4	-2.0	-1	0
Total	15	52	3.5	17	1

PASSING	ATT	CMP	YDS	SK/YD	TD	LG	IN	RT
A.Rodgers	15	12	202	0/0	2	**66**	0	158.3
Total	15	12	202	0/0	2	66	0	158.3

PASS RECEIVING	TAR	REC	YDS	AVG	LG	TD
J.Nelson	5	5	38	7.6	11	1
R.Cobb	3	3	33	11.0	25	0
D.Adams	3	2	92	46.0	**66**	1
T.Montgomery	1	1	24	24.0	24	0
J.Cook	2	1	15	15.0	15	0
R.Rodgers	1	0	0	0.0	0	0
Total	15	12	202	16.8	66	2

Seattle Seahawks

	Regular Defensive Plays											Special Teams					Misc			
	TKL	AST	COMB	SK	/ YDS	TFL	Q	IN	PD	FF	FR	TKL	AST	FF	FR	BL	TKL	AST	FF	FR
B.Wagner	3	4	7	0	0	0	0	0	0	0	0	0	0	0	0	0	0	0	0	0
S.Terrell	3	0	3	0	0	0	0	0	0	0	0	0	0	0	0	0	0	0	0	0
K.Wright	3	0	3	0	0	0	0	0	0	0	0	0	0	0	0	0	0	0	0	0
D.Shead	2	1	3	0	0	0	0	0	1	0	0	0	0	0	0	0	0	0	0	0
Total	**11**	**5**	**16**	**0**	**0**	**0**	**0**	**0**	**1**	**0**	**0**	**0**	**0**	**0**	**0**	**0**	**0**	**0**	**0**	**0**

Seattle Seahawks vs Green Bay Packers

12/11/2016 at Lambeau Field

First Half Summary

Green Bay Packers	Regular Defensive Plays											Special Teams					Misc			
	TKL	AST	COMB	SK	/ YDS	TFL	QH	IN	PD	FF	FR	TKL	AST	FF	FR	BL	TKL	AST	FF	FR
D.Randall	3	1	4	0	0	0	0	1	1	0	0	0	0	0	0	0	0	0	0	0
M.Burnett	2	2	4	0	0	0	0	1	1	0	0	0	0	0	0	0	0	0	0	0
J.Thomas	2	2	4	0	0	0	0	0	0	0	0	0	0	0	0	0	0	0	0	0
M.Hyde	3	0	3	0	0	0	0	0	0	0	0	0	0	0	0	0	0	0	0	0
Total	**10**	**5**	**15**	**0**	**0**	**0**	**0**	**2**	**2**	**0**	**0**	**0**	**0**	**0**	**0**	**0**	**0**	**0**	**0**	**0**

Play By Play

First Quarter

12/11/2016

SEA wins the coin toss and elects to defer. GB elects to Receive, and SEA elects to defend the north goal.

S.Hauschka kicks 56 yards from SEA 35 to GB 9. T.Montgomery to GB 25 for 16 yards (D.McDonald).

Green Bay Packers at 15:00, (1st play from scrimmage 14:54)

1-10-GB 25	(14:54) (Shotgun) A.Rodgers pass short right to J.Nelson pushed ob at GB 34 for 9 yards (J.Lane) [C.Avril].	
2-1-GB 34	(14:24) T.Montgomery up the middle to GB 34 for no gain (M.Bennett, B.Wagner).	
3-1-GB 34	**(13:41) (Shotgun) A.Rodgers pass deep right to D.Adams for 66 yards, TOUCHDOWN.**	P1
	M.Crosby extra point is GOOD, Center-B.Goode, Holder-J.Schum.	

SEA 0 GB 7, 3 plays, 75 yards, 1:30 drive, 1:30 elapsed

M.Crosby kicks 64 yards from GB 35 to SEA 1. T.Lockett to SEA 26 for 25 yards (J.Hawkins).

Seattle Seahawks at 13:30, (1st play from scrimmage 13:25)

1-10-SEA 26	(13:25) (Shotgun) R.Wilson pass short right to D.Baldwin to SEA 34 for 8 yards (D.Randall; M.Burnett).	
2-2-SEA 34	(12:54) T.Rawls left guard to SEA 35 for 1 yard (M.Daniels).	
3-1-SEA 35	(12:15) T.Rawls up the middle to SEA 48 for 13 yards (M.Hyde, J.Thomas).	R1
1-10-SEA 48	(11:33) R.Wilson scrambles up the middle to GB 48 for 4 yards (M.Burnett).	
2-6-GB 48	(10:50) (Shotgun) R.Odhiambo reported in as eligible. R.Wilson pass short right to J.Kearse to GB 41 for 7 yards (Q.Rollins).	P2
1-10-GB 41	(10:11) (Shotgun) T.Rawls up the middle to GB 33 for 8 yards (L.Guion).	
2-2-GB 33	(9:36) R.Wilson pass incomplete deep left to D.Baldwin.	
3-2-GB 33	(9:31) (Shotgun) R.Wilson scrambles up the middle to GB 28 for 5 yards (J.Thomas).	R3
1-10-GB 28	(8:55) (Shotgun) R.Wilson pass short right to D.Baldwin pushed ob at GB 18 for 10 yards (D.Randall).	P4
1-10-GB 18	(8:30) T.Rawls left tackle to GB 11 for 7 yards (M.Burnett).	
2-3-GB 11	(7:50) T.Lockett left end pushed ob at GB 9 for 2 yards (H.Clinton-Dix).	
3-1-GB 9	(7:03) (Shotgun) R.Odhiambo reported in as eligible. T.Rawls up the middle to GB 10 for -1 yards (J.Elliott; J.Ryan).	
4-2-GB 10	**(6:19) S.Hauschka 28 yard field goal is GOOD, Center-N.Frese, Holder-J.Ryan.**	

SEA 3 GB 7, 13 plays, 64 yards, 7:14 drive, 8:44 elapsed

S.Hauschka kicks 59 yards from SEA 35 to GB 6. T.Montgomery to GB 26 for 20 yards (K.Chancellor).

Green Bay Packers at 6:16, (1st play from scrimmage 6:09)

1-10-GB 26	(6:09) (Shotgun) T.Montgomery left end to GB 33 for 7 yards (K.Chancellor; C.Avril).	
2-3-GB 33	(5:31) (No Huddle, Shotgun) T.Montgomery right end pushed ob at 50 for 17 yards (S.Terrell).	R2
1-10-50	(5:00) (No Huddle, Shotgun) J.Starks left guard to SEA 49 for 1 yard (T.McDaniel; B.Wagner).	
2-9-SEA 49	(4:24) (No Huddle, Shotgun) C.Michael right end pushed ob at SEA 39 for 10 yards (S.Terrell).	R3
1-10-SEA 39	(4:10) (No Huddle) A.Rodgers pass incomplete deep right to J.Nelson.	
	PENALTY on SEA-T.McDaniel, Defensive Offside, 5 yards, enforced at SEA 39 - No Play.	
1-5-SEA 34	(4:07) (Shotgun) C.Michael right end to SEA 35 for -1 yards (J.Reed).	
2-6-SEA 35	(3:33) (No Huddle, Shotgun) C.Michael left tackle to SEA 31 for 4 yards (B.Wagner).	
3-2-SEA 31	(2:49) (Shotgun) A.Rodgers left guard to SEA 34 for -3 yards (A.Rubin).	
4-5-SEA 34	(2:10) M.Crosby 51 yard field goal is No Good, Wide Right, Center-B.Goode, Holder-J.Schum.	

Seattle Seahawks at 2:05

1-10-SEA 42	(2:05) YARD MARKER CHANGED DUE TO CHANGE IN POSSESSION R.Wilson pass incomplete deep left to J.Graham.	
2-10-SEA 42	(1:58) (Shotgun) T.Rawls up the middle to SEA 45 for 3 yards (D.Jones, M.Burnett).	
3-7-SEA 45	(1:13) (Shotgun) R.Wilson pass short middle to D.Baldwin to GB 49 for 6 yards (D.Randall).	
4-1-GB 49	(:34) J.Ryan punts 35 yards to GB 14, Center-N.Frese, fair catch by R.Cobb.	

Green Bay Packers at 0:27

1-10-GB 14	(:27) (Shotgun) A.Rodgers pass short left to R.Cobb to GB 18 for 4 yards (K.Wright, B.Wagner).	

END OF QUARTER		**Time**	**First Downs**				**Efficiencies**	
	Score	**Poss**	**R**	**P**	**X**	**T**	**3 Down**	**4 Down**
Seattle Seahawks	**3**	**8:52**	**2**	**2**	**0**	**4**	**2/4**	**0/0**
Green Bay Packers	**7**	**6:08**	**2**	**1**	**0**	**3**	**1/2**	**0/0**

Play By Play

Second Quarter

12/11/2016

Green Bay Packers continued.

2-6-GB 18	(15:00) (Shotgun) A.Rodgers pass short left to R.Cobb pushed ob at GB 43 for 25 yards (K.Wright).	P4
1-10-GB 43	(14:38) (No Huddle, Shotgun) T.Montgomery right end to GB 47 for 4 yards (T.McDaniel).	
2-6-GB 47	(14:06) (No Huddle, Shotgun) A.Rodgers pass short left to R.Cobb to SEA 49 for 4 yards (D.Shead, J.Lane).	
3-2-SEA 49	(13:22) (No Huddle, Shotgun) A.Rodgers pass incomplete short right to R.Rodgers [C.Avril].	
4-2-SEA 49	(13:16) J.Schum punts 33 yards to SEA 16, Center-B.Goode, fair catch by T.Lockett.	

Seattle Seahawks at 13:08

1-10-SEA 16	(13:08) (Shotgun) T.Rawls up the middle to SEA 19 for 3 yards (M.Daniels; J.Thomas).	
2-7-SEA 19	*(12:27) (Pass formation) Penalty on SEA-G.Ifedi, False Start, superseded.* *PENALTY on GB-D.Jones, Unnecessary Roughness, 15 yards, enforced at SEA 19 - No Play.*	X5
1-10-SEA 34	(12:02) (Shotgun) R.Wilson pass short middle intended for J.Graham INTERCEPTED by M.Burnett at SEA 45. M.Burnett ran ob at SEA 26 for 19 yards (M.Reece).	

Green Bay Packers at 11:53

1-10-SEA 26	(11:53) (Shotgun) T.Montgomery left guard to SEA 23 for 3 yards (M.Bennett; J.Reed).	
2-7-SEA 23	(11:09) (Shotgun) A.Rodgers pass short middle to J.Cook to SEA 8 for 15 yards (D.Shead; B.Wagner).	P5
1-8-SEA 8	(10:23) (Shotgun) A.Rodgers pass short right to J.Nelson to SEA 1 for 7 yards (K.Wright).	
2-1-SEA 1	**(9:41) (Shotgun) T.Montgomery left tackle for 1 yard, TOUCHDOWN.**	R6
	M.Crosby extra point is GOOD, Center-B.Goode, Holder-J.Schum.	

SEA 3 GB 14, 4 plays, 26 yards, 2:17 drive, 5:24 elapsed

M.Crosby kicks 69 yards from GB 35 to SEA -4. T.Lockett pushed ob at SEA 26 for 30 yards (J.Hawkins).

Seattle Seahawks at 9:36, (1st play from scrimmage 9:31)

1-10-SEA 26	(9:31) (Shotgun) T.Rawls up the middle to SEA 28 for 2 yards (M.Daniels).	
2-8-SEA 28	(8:50) (Shotgun) R.Wilson pass incomplete short left to T.Rawls.	
3-8-SEA 28	(8:47) (Shotgun) R.Wilson sacked at SEA 17 for -11 yards (D.Lowry).	
4-19-SEA 17	(8:05) J.Ryan punts 31 yards to SEA 48, Center-N.Frese, out of bounds.	

Green Bay Packers at 7:59

1-10-SEA 48	(7:59) (Shotgun) A.Rodgers pass short right to J.Nelson to SEA 37 for 11 yards (R.Sherman).	P7
1-10-SEA 37	(7:20) (Shotgun) A.Ripkowski right tackle to SEA 35 for 2 yards (C.Marsh; T.McDaniel).	
2-8-SEA 35	(6:38) (Shotgun) A.Rodgers pass short left to J.Nelson pushed ob at SEA 33 for 2 yards (R.Sherman).	
3-6-SEA 33	(5:53) (Shotgun) A.Rodgers pass short left to T.Montgomery pushed ob at SEA 9 for 24 yards (S.Terrell).	P8
1-9-SEA 9	**(5:21) (Shotgun) A.Rodgers pass short left to J.Nelson for 9 yards, TOUCHDOWN.**	P9
	M.Crosby extra point is GOOD, Center-B.Goode, Holder-J.Schum.	

SEA 3 GB 21, 5 plays, 48 yards, 2:44 drive, 9:45 elapsed

M.Crosby kicks 65 yards from GB 35 to end zone, Touchback.

Seattle Seahawks at 5:15

1-10-SEA 25	(5:15) R.Wilson pass short middle to T.Lockett to SEA 39 for 14 yards (Q.Rollins). SEA-T.Lockett was injured during the play.	P6
1-10-SEA 39	(4:43) (Shotgun) R.Wilson scrambles left end pushed ob at SEA 47 for 8 yards (J.Thomas).	
2-2-SEA 47	(4:12) (Shotgun) R.Wilson pass incomplete short right to J.Kearse [D.Jones].	
3-2-SEA 47	(4:03) (Shotgun) R.Wilson pass short middle to T.McEvoy to GB 48 for 5 yards (D.Randall).	P7
1-10-GB 48	(3:20) R.Odhiambo reported in as eligible. T.Rawls up the middle to GB 44 for 4 yards (M.Hyde, K.Clark).	
2-6-GB 44	(2:43) R.Wilson pass incomplete short right to T.Lockett.	
3-6-GB 44	(2:37) (Shotgun) R.Wilson pass incomplete short left to D.Baldwin.	
4-6-GB 44	(2:34) J.Ryan punts 28 yards to GB 16, Center-N.Frese, fair catch by R.Cobb.	

Green Bay Packers at 2:27

1-10-GB 16	(2:27) (Shotgun) T.Montgomery right end pushed ob at GB 22 for 6 yards (B.Wagner).	

Two-Minute Warning

2-4-GB 22	(2:00) (Shotgun) A.Rodgers pass deep left to D.Adams ran ob at GB 48 for 26 yards (D.Shead).	P10
1-10-GB 48	(1:55) (Shotgun) A.Rodgers pass incomplete deep left to J.Cook (D.Shead).	
2-10-GB 48	(1:49) (Shotgun) J.Starks up the middle to 50 for 2 yards (B.Wagner).	
3-8-50	(1:33) (No Huddle) A.Rodgers pass short left to J.Nelson to SEA 40 for 10 yards (D.Shead).	
	Penalty on GB, Illegal Shift, offsetting, enforced at 50 - No Play. *Penalty on SEA, Defensive 12 On-field, offsetting.*	

3-8-50	(1:26) (Shotgun) A.Rodgers pass incomplete deep left to D.Adams.	
4-8-50	(1:21) J.Schum punts 40 yards to SEA 10, Center-B.Goode, fair catch by T.Lockett.	

Seattle Seahawks at 1:14

1-10-SEA 10	(1:14) (Shotgun) A.Collins up the middle to SEA 15 for 5 yards (D.Lowry).	
2-5-SEA 15	(:53) (No Huddle, Shotgun) R.Wilson pass short right to D.Baldwin ran ob at SEA 24 for 9 yards (Q.Rollins).	P8
1-10-SEA 24	(:48) (Shotgun) R.Wilson pass deep right to M.Reece pushed ob at GB 45 for 31 yards (M.Hyde).	P9
	Timeout #1 by GB at 00:40.	
1-10-GB 45	(:40) (Shotgun) R.Wilson pass incomplete deep left to T.Lockett.	
	PENALTY on GB-D.Lowry, Defensive Offside, 5 yards, enforced at GB 45 - No Play.	
1-5-GB 40	(:34) (Shotgun) R.Wilson pass deep middle intended for D.Baldwin INTERCEPTED by D.Randall at GB 0. D.Randall to GB 21 for 21 yards (P.Richardson).	

Green Bay Packers at 0:22

1-10-GB 21	(:22) A.Rodgers kneels to GB 20 for -1 yards.

END OF QUARTER

	Score	Time Poss	First Downs				Efficiencies	
			R	P	X	T	3 Down	4 Down
Seattle Seahawks	**3**	**6:32**	**0**	**4**	**1**	**5**	**1/3**	**0/0**
Green Bay Packers	**21**	**8:28**	**1**	**6**	**0**	**7**	**1/3**	**0/0**

Play By Play

Third Quarter

12/11/2016

SEA elects to Receive, and GB elects to defend the goal.

M.Crosby kicks 63 yards from GB 35 to SEA 2. T.Lockett to SEA 34 for 32 yards (M.Burnett).

Seattle Seahawks at 15:00, (1st play from scrimmage 14:52)

1-10-SEA 34	(14:52) R.Wilson pass short middle to T.Rawls to SEA 41 for 7 yards (J.Thomas) [D.Jones].	
2-3-SEA 41	(14:14) (Shotgun) R.Odhiambo reported in as eligible. R.Wilson pass short right to D.Baldwin pushed ob at SEA 46 for 5 yards (H.Clinton-Dix) [D.Jones].	P10
1-10-SEA 46	(13:46) T.Rawls up the middle to GB 44 for 10 yards (L.Gunter).	R11
1-10-GB 44	(13:07) R.Odhiambo reported in as eligible. T.Rawls up the middle to GB 42 for 2 yards (M.Daniels; L.Guion).	
2-8-GB 42	(12:30) R.Wilson pass short right to M.Reece to GB 35 for 7 yards (J.Thomas).	
3-1-GB 35	(11:55) T.Rawls right end to GB 20 for 15 yards (J.Elliott, H.Clinton-Dix).	R12
1-10-GB 20	(11:14) R.Wilson pass incomplete deep right to J.Graham.	
2-10-GB 20	(11:09) (Shotgun) R.Wilson pass deep left intended for J.Kearse INTERCEPTED by Q.Rollins (L.Gunter) at GB -3. Touchback.	

Green Bay Packers at 11:04

1-10-GB 20	(11:04) (Shotgun) R.Cobb right end to GB 20 for no gain (T.McDaniel).	
	PENALTY on SEA-M.Morgan, Face Mask (15 Yards), 15 yards, enforced at GB 20 - No Play.	X11
1-10-GB 35	(10:32) (Shotgun) A.Rodgers up the middle to GB 33 for -2 yards (M.Bennett).	
2-12-GB 33	(9:49) (Shotgun) T.Montgomery left guard to GB 30 for -3 yards (T.McDaniel).	
3-15-GB 30	(9:09) (Shotgun) A.Rodgers pass short left to T.Montgomery pushed ob at GB 35 for 5 yards (D.Shead).	
4-10-GB 35	(9:01) J.Schum punts 32 yards to SEA 33, Center-B.Goode, downed by GB-M.Hyde.	

Seattle Seahawks at 8:53

1-10-SEA 33	(8:53) (Shotgun) T.Rawls left tackle to SEA 34 for 1 yard (K.Clark).	
	PENALTY on GB-K.Clark, Defensive Offside, 5 yards, enforced at SEA 33 - No Play.	
1-5-SEA 38	(8:36) R.Wilson scrambles right end to SEA 40 for 2 yards (M.Daniels).	
2-3-SEA 40	(7:52) (Shotgun) R.Wilson pass deep left intended for D.Baldwin INTERCEPTED by D.Randall at GB 42. D.Randall to SEA 32 for 26 yards (T.Rawls).	

Green Bay Packers at 7:40

1-10-SEA 32	(7:40) (Shotgun) A.Rodgers pass incomplete deep left to J.Nelson (D.Shead). SEA-C.Avril was injured during the play. Green Bay challenged the incomplete pass ruling, and the play was Upheld. The ruling on the field was confirmed. (Timeout #1.)	
2-10-SEA 32	(7:18) (Shotgun) A.Rodgers pass short left to D.Adams to SEA 28 for 4 yards (K.Chancellor).	
3-6-SEA 28	(6:32) (Shotgun) A.Rodgers pass short left to D.Adams to SEA 20 for 8 yards (D.Shead).	P12
1-10-SEA 20	(5:45) (Shotgun) T.Montgomery left tackle to SEA 14 for 6 yards (B.Wagner).	
2-4-SEA 14	(5:05) (Shotgun) A.Rodgers pass incomplete short left to T.Montgomery.	
3-4-SEA 14	(4:59) (Shotgun) A.Rodgers pass short middle to R.Rodgers to SEA 6 for 8 yards (K.Wright).	P13
	PENALTY on SEA-K.Wright, Unnecessary Roughness, 3 yards, enforced at SEA 6.	X14
1-3-SEA 3	**(4:31) (Shotgun) A.Rodgers pass short left to J.Nelson for 3 yards, TOUCHDOWN.**	P15
	M.Crosby extra point is GOOD, Center-B.Goode, Holder-J.Schum.	

SEA 3 GB 28, 7 plays, 32 yards, 1 penalty, 3:16 drive, 10:36 elapsed

M.Crosby kicks 57 yards from GB 35 to SEA 8. T.Lockett pushed ob at SEA 31 for 23 yards (K.Brice).

Seattle Seahawks at 4:24, (1st play from scrimmage 4:20)

1-10-SEA 31	(4:20) (Shotgun) R.Wilson sacked at SEA 28 for -3 yards (D.Jones).	
2-13-SEA 28	*(3:18) (Shotgun) PENALTY on SEA-R.Wilson, Delay of Game, 5 yards, enforced at SEA 28 - No Play.*	
2-18-SEA 23	(3:18) (Shotgun) R.Wilson pass short right to L.Willson to SEA 34 for 11 yards (Q.Rollins) [D.Jones].	
3-7-SEA 34	(2:38) (Shotgun) R.Wilson pass incomplete short left to T.Lockett.	
4-7-SEA 34	(2:34) J.Ryan punts 42 yards to GB 24, Center-N.Frese. M.Hyde ran ob at GB 34 for 10 yards (D.McDonald).	
	PENALTY on GB-J.Hawkins, Offensive Holding, 10 yards, enforced at GB 24.	

Green Bay Packers at 2:25

1-10-GB 14	(2:25) (Shotgun) C.Michael left tackle to GB 22 for 8 yards (B.Wagner, K.Wright).	
2-2-GB 22	(1:42) (Shotgun) C.Michael right end to GB 24 for 2 yards (J.Reed).	R16
1-10-GB 24	(:57) (Shotgun) C.Michael left end to GB 26 for 2 yards (C.Avril).	
2-8-GB 26	(:16) (Shotgun) A.Rodgers sacked at GB 17 for -9 yards (A.Rubin).	

Seattle Seahawks vs Green Bay Packers at Lambeau Field

END OF QUARTER	Score	Time Poss	First Downs				Efficiencies	
			R	P	X	T	3 Down	4 Down
Seattle Seahawks	3	7:08	2	1	0	3	1/2	0/0
Green Bay Packers	28	7:52	1	3	2	6	2/3	0/0

Play By Play

Fourth Quarter

12/11/2016

Green Bay Packers continued.

3-17-GB 17	(15:00) (Shotgun) A.Rodgers pass short middle to T.Montgomery to GB 33 for 16 yards (K.Chancellor, B.Wagner).	
	Timeout #1 by SEA at 14:11.	
4-1-GB 33	(14:11) J.Schum punts 49 yards to SEA 18, Center-B.Goode, out of bounds.	

Seattle Seahawks at 14:04

1-10-SEA 18	(14:04) R.Wilson pass short middle to D.Baldwin to SEA 26 for 8 yards (J.Thomas) [M.Daniels].	
2-2-SEA 26	(13:36) (No Huddle, Shotgun) R.Wilson pass incomplete short middle to D.Baldwin (Q.Rollins).	
3-2-SEA 26	(13:32) R.Wilson pass short left to A.Collins to SEA 32 for 6 yards (M.Burnett, J.Peppers).	P13
1-10-SEA 32	(13:05) (No Huddle, Shotgun) R.Wilson pass incomplete short left to J.Kearse.	
2-10-SEA 32	(13:00) (Shotgun) R.Wilson sacked at SEA 24 for -8 yards (J.Elliott).	
3-18-SEA 24	(12:19) (Shotgun) R.Wilson pass short middle to T.Lockett to SEA 39 for 15 yards (Q.Rollins; D.Randall).	
4-3-SEA 39	(11:51) (No Huddle, Shotgun) R.Wilson pass incomplete deep right to J.Kearse [C.Matthews].	

Green Bay Packers at 11:46

1-10-SEA 39	(11:46) (Shotgun) C.Michael right end to SEA 37 for 2 yards (T.McDaniel).	
	PENALTY on SEA-C.Avril, Unnecessary Roughness, 15 yards, enforced at SEA 37.	X17
1-10-SEA 22	(11:29) (Shotgun) C.Michael left end to SEA 20 for 2 yards (T.McDaniel).	
2-8-SEA 20	(10:46) B.Hundley pass incomplete short right to A.Ripkowski.	
3-8-SEA 20	(10:40) (Shotgun) B.Hundley pass incomplete deep left to D.Adams.	
4-8-SEA 20	**(10:35) M.Crosby 38 yard field goal is GOOD, Center-B.Goode, Holder-J.Schum.**	

SEA 3 GB 31, 5 plays, 19 yards, 1 penalty, 1:15 drive, 4:29 elapsed

M.Crosby kicks 65 yards from GB 35 to end zone, Touchback.

Seattle Seahawks at 10:31

1-10-SEA 25	(10:31) T.Lockett right end to SEA 38 for 13 yards (M.Burnett). GB-D.Randall was injured during the play.	R14
1-10-SEA 38	(10:15) (No Huddle, Shotgun) R.Wilson pass deep middle to J.Graham to GB 46 for 16 yards (Q.Rollins).	P15
1-10-GB 46	(9:52) (No Huddle, Shotgun) R.Wilson pass short left to T.Lockett ran ob at GB 41 for 5 yards (H.Clinton-Dix).	
2-5-GB 41	(9:27) (Shotgun) R.Wilson pass short right to T.Lockett to GB 34 for 7 yards (M.Hyde).	P16
1-10-GB 34	(9:02) (No Huddle, Shotgun) R.Wilson pass incomplete deep left to J.Kearse.	
2-10-GB 34	(8:56) (Shotgun) R.Wilson pass short left to A.Collins to GB 21 for 13 yards (J.Elliott).	P17
1-10-GB 21	**(8:26) (No Huddle, Shotgun) R.Wilson pass deep left to T.McEvoy for 21 yards, TOUCHDOWN.**	P18
	S.Hauschka extra point is GOOD, Center-N.Frese, Holder-J.Ryan.	

SEA 10 GB 31, 7 plays, 75 yards, 2:10 drive, 6:39 elapsed

S.Hauschka kicks onside 9 yards from SEA 35 to SEA 44. R.Rodgers (didn't try to advance) to SEA 44 for no gain (K.Chancellor).

Green Bay Packers at 8:21, (1st play from scrimmage 8:19)

1-10-SEA 44	(8:19) J.Spriggs reported in as eligible. C.Michael left tackle to SEA 35 for 9 yards (B.Wagner).	
2-1-SEA 35	(7:32) A.Ripkowski up the middle to SEA 35 for no gain (K.Chancellor; J.Reed).	
3-1-SEA 35	(6:46) A.Ripkowski right guard to SEA 35 for no gain (B.Wagner).	
4-1-SEA 35	(6:04) C.Michael right end to SEA 37 for -2 yards (K.Chancellor).	

Seattle Seahawks at 6:00

1-10-SEA 37	(6:00) (Shotgun) R.Wilson pass short right intended for T.Pope INTERCEPTED by M.Hyde at SEA 30. M.Hyde to SEA 19 for 11 yards (G.Fant).	

Green Bay Packers at 5:50

1-10-SEA 19	**(5:50) J.Janis left end for 19 yards, TOUCHDOWN. SEA-M.Bennett was injured during the play.**	R18
	PENALTY on GB-H.Clinton-Dix, Unsportsmanlike Conduct, 15 yards, enforced between downs.	
	M.Crosby extra point is GOOD, Center-B.Goode, Holder-J.Schum.	

SEA 10 GB 38, 1 plays, 19 yards, 0:07 drive, 9:17 elapsed

M.Crosby kicks 78 yards from GB 20 to SEA 2. T.Lockett to SEA 40 for 38 yards (M.Crosby).

PENALTY on SEA-D.McDonald, Offensive Holding, 10 yards, enforced at SEA 28.

Seattle Seahawks at 5:43, (1st play from scrimmage 5:36)

1-10-SEA 18	(5:36) T.Pope left tackle to SEA 30 for 12 yards (J.Thomas). SEA-T.Pope was injured during the play.	R19
1-10-SEA 30	(5:13) (Shotgun) A.Collins left guard to SEA 33 for 3 yards (J.Thomas, K.Clark).	
2-7-SEA 33	(4:32) A.Collins up the middle to SEA 41 for 8 yards (M.Hyde, C.Matthews).	R20

Seattle Seahawks vs Green Bay Packers at Lambeau Field

1-10-SEA 41	(4:00) A.Collins up the middle to SEA 43 for 2 yards (K.Clark).	
2-8-SEA 43	(3:23) R.Odhiambo reported in as eligible. A.Collins right end to SEA 42 for -1 yards (C.Matthews).	
3-9-SEA 42	(2:42) (Shotgun) R.Wilson pass short left to T.McEvoy to GB 43 for 15 yards (Q.Rollins, M.Hyde).	P21
1-10-GB 43	(2:05) R.Wilson pass short middle to A.Collins to GB 29 for 14 yards (J.Thomas, M.Burnett).	P22

Two-Minute Warning

1-10-GB 29	(1:57) (Shotgun) A.Collins up the middle to GB 27 for 2 yards (J.Elliott; K.Clark).	
2-8-GB 27	(1:15) (Shotgun) T.Boykin pass short left to T.Lockett pushed ob at GB 19 for 8 yards (Q.Rollins).	
	PENALTY on SEA-P.Richardson, Offensive Pass Interference, 10 yards, enforced at GB 27 - No Play.	
2-18-GB 37	(1:08) (Shotgun) A.Collins up the middle to GB 33 for 4 yards (C.Ringo). FUMBLES (C.Ringo), RECOVERED by GB-K.Brice at GB 27. K.Brice to GB 27 for no gain (A.Collins).	

Green Bay Packers at 1:03

1-10-GB 27	(1:03) B.Hundley kneels to GB 26 for -1 yards.	
2-11-GB 26	(:23) B.Hundley kneels to GB 25 for -1 yards.	

END OF QUARTER

	Score	Time Poss	First Downs				Efficiencies	
			R	P	X	T	3 Down	4 Down
Seattle Seahawks	**10**	**9:18**	**3**	**7**	**0**	**10**	**2/3**	**0/1**
Green Bay Packers	**38**	**5:42**	**1**	**0**	**1**	**2**	**0/3**	**0/1**

Miscellaneous Statistics Report

Seattle Seahawks vs Green Bay Packers
12/11/2016 at Lambeau Field

Ten Longest Plays for Seattle Seahawks

Yards	Qtr	Play Start	Play Description
31	2	1-10-SEA 24	(:48) (Shotgun) R.Wilson pass deep right to M.Reece pushed ob at GB 45 for 31 yards (M.Hyde).
21	4	1-10-GB 21	(8:26) (No Huddle, Shotgun) R.Wilson pass deep left to T.McEvoy for 21 yards, TOUCHDOWN.
16	4	1-10-SEA 38	(10:15) (No Huddle, Shotgun) R.Wilson pass deep middle to J.Graham to GB 46 for 16 yards (Q.Rollins).
15	3	3-1-GB 35	(11:55) T.Rawls right end to GB 20 for 15 yards (J.Elliott, H.Clinton-Dix).
15	4	3-18-SEA 24	(12:19) (Shotgun) R.Wilson pass short middle to T.Lockett to SEA 39 for 15 yards (Q.Rollins; D.Randall).
15	4	3-9-SEA 42	(2:42) (Shotgun) R.Wilson pass short left to T.McEvoy to GB 43 for 15 yards (Q.Rollins, M.Hyde).
14	2	1-10-SEA 25	(5:15) R.Wilson pass short middle to T.Lockett to SEA 39 for 14 yards (Q.Rollins). SEA-T.Lockett was injured during the play.
14	4	1-10-GB 43	(2:05) R.Wilson pass short middle to A.Collins to GB 29 for 14 yards (J.Thomas, M.Burnett).
13	1	3-1-SEA 35	(12:15) T.Rawls up the middle to SEA 48 for 13 yards (M.Hyde, J.Thomas).
13	4	1-10-SEA 25	(10:31) T.Lockett right end to SEA 38 for 13 yards (M.Burnett). GB-D.Randall was injured during the play.

Ten Longest Plays for Green Bay Packers

Yards	Qtr	Play Start	Play Description
66	1	3-1-GB 34	(13:41) (Shotgun) A.Rodgers pass deep right to D.Adams for 66 yards, TOUCHDOWN.
26	2	2-4-GB 22	(2:00) (Shotgun) A.Rodgers pass deep left to D.Adams ran ob at GB 48 for 26 yards (D.Shead).
25	2	2-6-GB 18	(15:00) (Shotgun) A.Rodgers pass short left to R.Cobb pushed ob at GB 43 for 25 yards (K.Wright).
24	2	3-6-SEA 33	(5:53) (Shotgun) A.Rodgers pass short left to T.Montgomery pushed ob at SEA 9 for 24 yards (S.Terrell).
19	4	1-10-SEA 19	(5:50) J.Janis left end for 19 yards, TOUCHDOWN. SEA-M.Bennett was injured during the play.
17	1	2-3-GB 33	(5:31) (No Huddle, Shotgun) T.Montgomery right end pushed ob at 50 for 17 yards (S.Terrell).
17	4	1-10-SEA 39	(11:46) (Shotgun) C.Michael right end to SEA 37 for 2 yards (T.McDaniel).
16	4	3-17-GB 17	(15:00) (Shotgun) A.Rodgers pass short middle to T.Montgomery to GB 33 for 16 yards (K.Chancellor, B.Wagner).
15	2	2-7-SEA 23	(11:09) (Shotgun) A.Rodgers pass short middle to J.Cook to SEA 8 for 15 yards (D.Shead; B.Wagner).
11	2	1-10-SEA 48	(7:59) (Shotgun) A.Rodgers pass short right to J.Nelson to SEA 37 for 11 yards (R.Sherman).

Touchdown Scoring Information		Offense	Defense	Special Teams
VISITOR	Seattle Seahawks	1	0	0
HOME	Green Bay Packers	5	0	0

Player Scoring Information

Club	Player	TD	Rush TD	Rec TD	KO TD	Punt TD	Int TD	Fum TD	Misc TD	FG	XP	2Pt Rush	2Pt Rec	Sfty	Points
SEA	T.McEvoy	0	0	1	0	0	0	0	0	0	0	0	0	0	6
SEA	S.Hauschka	0	0	0	0	0	0	0	0	1	1	0	0	0	4
GB	J.Nelson	0	0	2	0	0	0	0	0	0	0	0	0	0	12
GB	M.Crosby	0	0	0	0	0	0	0	0	1	5	0	0	0	8
GB	J.Janis	0	1	0	0	0	0	0	0	0	0	0	0	0	6
GB	T.Montgomery	0	1	0	0	0	0	0	0	0	0	0	0	0	6
GB	D.Adams	0	0	1	0	0	0	0	0	0	0	0	0	0	6

Possession Detail	First Half		Second Half		Game	
	Visitor	Home	Visitor	Home	Visitor	Home
Largest Lead	0	18	0	28	0	28
Drives Leading	0	6	0	7	0	13
Time of Possession Leading	0:00	13:06	0:00	13:34	0:00	26:40
Largest Deficit	-18	0	-28	0	-28	0
Drives Trailing	6	0	7	0	13	0
Time of Possession Trailing	15:24	0:00	16:26	0:00	31:50	0:00
Times Score Tied Up		0		0		0
Lead Changes		1		0		1

Playtime Percentage

Percent of playtime per player on offense, defense and special teams

Seattle Seahawks

		Offense		Defense		Special Teams	
M Glowinski	G	71	100%			9	33%
G Ifedi	G	71	100%			2	7%
J Britt	C	71	100%			2	7%
G Fant	T	71	100%			2	7%
B Sowell	T	71	100%			2	7%
R Wilson	QB	68	96%				
D Baldwin	WR	60	85%			4	15%
J Kearse	WR	53	75%			3	11%
T Lockett	WR	43	61%			11	41%
J Graham	TE	41	58%				
T Rawls	RB	37	52%				
A Collins	RB	28	39%				
L Willson	TE	26	37%			2	7%
T McEvoy	WR	16	23%				
M Reece	FB	12	17%				
P Richardson	WR	12	17%				
B Williams	TE	11	15%			20	74%
N Vannett	TE	7	10%			4	15%
R Odhiambo	G	6	8%			2	7%
T Boykin	QB	3	4%				
T Pope	RB	3	4%				
K Chancellor	SS			59	100%	10	37%
B Wagner	LB			59	100%	7	26%
D Shead	CB			59	100%	4	15%
S Terrell	FS			59	100%		
R Sherman	CB			59	100%		
K Wright	LB			58	98%	7	26%
A Rubin	DT			49	83%	7	26%
M Bennett	DE			49	83%		
C Avril	DE			45	76%		
J Lane	CB			42	71%	7	26%
F Clark	DE			35	59%		
T McDaniel	DT			26	44%	7	26%
J Reed	DT			21	36%	7	26%
M Morgan	LB			17	29%	4	15%
C Marsh	DE			11	19%	25	93%
N Thorpe	CB			1	2%	18	67%
D McDonald	LB					25	93%
K McCray	SS					25	93%
D Elliott	CB					25	93%
K Pierre-Louis	LB					18	67%
J Johnson	SS					14	52%
J Hunt	C					7	26%
J Ryan	P					6	22%
N Frese	LS					6	22%

Green Bay Packers

		Offense		Defense		Special Teams	
B Bulaga	T	59	100%			7	26%
L Taylor	G	59	100%			7	26%
D Bakhtiari	T	59	100%			7	26%
C Linsley	C	59	100%				
T Lang	G	57	97%				
J Nelson	WR	55	93%				
D Adams	WR	53	90%			1	4%
A Rodgers	QB	48	81%				
R Rodgers	TE	34	58%			3	11%
R Cobb	WR	33	56%			2	7%
T Montgomery	WR	30	51%			8	30%
A Ripkowski	FB	24	41%			14	52%
C Michael	RB	17	29%				
J Cook	TE	16	27%				
G Allison	WR	13	22%				
B Hundley	QB	11	19%				
J Starks	RB	7	12%			3	11%
J Spriggs	T	6	10%			7	26%
J Kerridge	FB	4	7%			6	22%
J Janis	WR	3	5%			16	59%
D Barclay	T	2	3%			7	26%
M Burnett	SS			71	100%	9	33%
H Clinton-Dix	FS			71	100%	8	30%
J Thomas	LB			71	100%	7	26%
Q Rollins	CB			71	100%	3	11%
M Hyde	SS			65	92%	15	56%
D Randall	CB			61	86%	2	7%
L Gunter	CB			56	79%	2	7%
J Peppers	LB			53	75%	9	33%
M Daniels	DT			49	69%	2	7%
D Jones	LB			45	63%	16	59%
D Lowry	DE			34	48%	1	4%
L Guion	NT			29	41%	7	26%
K Clark	DT			25	35%	2	7%
C Matthews	LB			24	34%		
J Elliott	LB			20	28%	20	74%
K Brice	FS			17	24%	16	59%
C Ringo	NT			11	15%		
J Ryan	LB			8	11%	2	7%
C Bradford	LB					19	70%
M Crosby	K					14	52%
J Hawkins	CB					14	52%
M Evans	SS					14	52%
B Goode	LS					11	41%

S Hauschka	K	5	19%	J Schum	P	11	41%
				M Dorleant	CB	5	19%