



2016 TAMPA BAY BUCCANEERS

MEDIA INFORMATION




VS.



GAME 13

VS. NEW ORLEANS

DEC. 11TH - 4:25 PM ET






TAMPA BAY BUCCANEERS
2016 WEEKLY PRESS RELEASE
PUBLIC RELATIONS

ONE BUCCANEER PLACE, TAMPA FLORIDA
TEL (813) 554-1311
FAX (813) 387-6317

TAMPA BAY BUCCANEERS vs. SAINTS

TAMPA BAY BUCCANEERS (7-5) VS. NEW ORLEANS SAINTS (5-7)
SUNDAY, DECEMBER 11, 4:25 P.M. ET
RAYMOND JAMES STADIUM (65,618)
NETWORK TELEVISION: FOX
PLAY-BY-PLAY: THOM BRENNAMAN ANALYSTS: CHARLES DAVIS, CHRIS SPIELMAN SIDELINE: PETER SCHRAGER
BUCS RADIO: US 103.5, FLAGSHIP STATION (103.5 FM, 620 AM & 95.3 FM)
PLAY-BY-PLAY: GENE DECKERHOFF ANALYST: DAVE MOORE SIDELINE: T.J. RIVES
LAST GAME: TAMPA BAY WON AT SAN DIEGO, 28-21; NEW ORLEANS LOST VS. DETROIT, 28-13



ALL-TIME SERIES

The teams split the series 2015, with the Buccaneers earning a 26-19 victory in New Orleans and the Saints winning 24-17 in Tampa. Prior to that, the Saints had won the last seven games in the series. New Orleans leads the all-time series, 30-18, and the Saints lead the series, 17-11, as NFC South rivals. The Saints swept the Buccaneers from 2012-14, but the Buccaneers swept both contests in 2005 and 2007 before splitting each series from 2008-11, including a 10-3 victory in 2005 in a road contest played in Baton Rouge and a 27-13 win in the 2005 regular season home finale, a victory that clinched the NFC South title for the Buccaneers. Prior to joining the NFC South, Tampa Bay had claimed three of the previous four meetings, including wins in both 1999 and 2001. The Bucs won the first game between the two clubs, a 33-14 triumph at the Superdome in 1977. Tampa Bay tied an NFL record, which has since been broken, by returning three interceptions for touchdowns. The victory marked the Bucs' first regular season win after 26 consecutive losses. More than 8,000 fans greeted the team upon its return to One Buccaneer Place. Tampa Bay and New Orleans split the next four meetings, each winning two straight on the other team's turf before the Saints assembled a six-game winning streak.

REGULAR SEASON SERIES BY THE NUMBERS

Overall Regular Season Series	New Orleans leads 30-18
Home Record vs. New Orleans Saints	7-14
Road Record vs. New Orleans Saints	11-16
Current Streak	Saints, one game (2016)
Buccaneers Longest Streak	Two games, six times, (last in 2011)
Saints Longest Streak	Seven games, (2011-14)
Regular Season Point Total	Buccaneers 884 – Saints 1,052
Most Points, Buccaneers	48, Buccaneers 48-21 (2001)
Most Points, Saints	44, Saints 44-34 (1987)
Most Points, both teams	78, Saints 44-34 (1987)
Fewest Points, Buccaneers	0, Saints 41-0 (2012)
Fewest Points, Saints	3, Buccaneers 10-3 (2005)
Fewest Points, both teams	12, Saints 9-3 (1998)
Largest Win, Buccaneers	27 points, Buccaneers 48-21 (2001)
Largest Win, Saints	41 points, Saints 41-0 (2012)

2016 Schedule and Results (7-5)

DATE	OPPONENT (TV)	TIME
9/11	at Atlanta (FOX)	W, 31-24
9/18	at Arizona (FOX)	L, 40-7
9/25	LOS ANGELES (FOX)	L, 37-32
10/2	DENVER (CBS)	L, 27-7
10/10	at Carolina (ESPN)	W, 17-14
	Bye Week	
10/23	at San Francisco (FOX)	W, 34-17
10/30	OAKLAND (CBS)	L, 30-24 (OT)
11/3	ATLANTA (NFLN)	L, 43-28
11/13	CHICAGO (FOX)	W, 36-10
11/20	at Kansas City (FOX)	W, 19-17
11/27	SEATTLE (FOX)	W, 14-5
12/4	at San Diego (FOX)	W, 28-21
12/11	NEW ORLEANS (FOX)	4:25 p.m.
12/18	at Dallas (FOX)	8:30 p.m.
12/24	at New Orleans^ (FOX)	1:00 p.m.
1/1/17	CAROLINA^ (FOX)	1:00 p.m.

HOME GAMES IN ALL CAPS – All Times Eastern
 ^ Subject to Flexible Scheduling

BUCCANEERS PR TWITTER AND MEDIA SITE

The Tampa Bay Buccaneers Public Relations staff is on Twitter: **@BuccaneersPR**, the department's official Twitter account, which provides media members with the latest updates on schedules and transactions, as well as notes and facts about the team and its activities.

For all of the team's publicity material, visit media.buccaneers.com. There, users will find updated statistics, game notes, bios, rosters, the 2015 Buccaneers Media Guide and more, plus the latest releases from the team.

Nelson Luis
Senior Director of Communications
 nluis@buccaneers.nfl.com

Michael Pehanich
Sr. Public Relations Manager
 mpehanich@buccaneers.nfl.com

Allen Barrett
Public Relations Manager
 abarrett@buccaneers.nfl.com

Chris King
Public Relations Coordinator
 cking@buccaneers.nfl.com

Brooke Skelley
Public Relations Assistant
 bskelley@buccaneers.nfl.com

STATISTICAL COMPARISON

A look at how the teams match up in the 2016 season rankings:

Category	Tampa Bay	New Orleans
Total Offense	12th (362.3 ypg)	1st (428.7 ypg)
Rushing Offense	17th (104.9 ypg)	12th (109.3 ypg)
Passing Offense	13th (257.3 ypg)	1st (319.4 ypg)
Total Defense	22nd (366.0 ypg)	26th (374.8 ypg)
Rushing Defense	25th (116.1 ypg)	t11th (97.9 ypg)
Passing Defense	15th (249.9 ypg)	31st (276.8 ypg)
Points Scored	16th (23.1 ppg)	2nd (28.9 ppg)
Points Allowed	19th (23.8 ppg)	30th (27.9 ppg)
Sacks	11th (29.0)	21st (24.0)
Sacks Allowed	t13th (24.0)	7th (19.0)
Turnover Margin	t11th (+3)	21st (-2)

Team Leaders	Tampa Bay	New Orleans
Rushing Yards	Jacquizz Rodgers (422)	Mark Ingram (758)
Rushing Touchdowns	Doug Martin (2)	John Kuhn (4)
Passer Rating	Jameis Winston (90.0)	Drew Brees (105.0)
Passing Yards	Jameis Winston (3,180)	Drew Brees (3,913 - 1st, NFL)
Passing Touchdowns	Jameis Winston (23 - t8th, NFL)	Drew Brees (30 + 1st, NFL)
Receptions	Mike Evans (76 - 3rd, NFL)	Michael Thomas (69 - t9th, NFL)
Receiving Yards	Mike Evans (1,058 - 2nd, NFL)	Michael Thomas (831)
Receiving Touchdowns	Mike Evans (10 - t2nd, NFL)	Michael Thomas (7 - t6th, NFL)
Tackles	Kwon Alexander (97)	Craig Robertson (99 - 10th, NFL)
Sacks	Gerald McCoy (7.0 - 1st, DTs)	Cameron Jordan (5.0)
Interceptions	Three tied with 2	S. Moore, K. Vaccaro (2)

WEEKLY MEDIA SCHEDULE

WEDNESDAY, DECEMBER 7

- 12:30 p.m. - OC Todd Monken Media Availability
- 12:40 p.m. - Open Locker Room
- 12:45 p.m. - QB Jameis Winston Media Availability
- 1:25 p.m. - Practice (Open first 30 minutes)
- 3:30 p.m. - NO HC Sean Payton Conference Call
- 3:35 p.m. - HC Dirk Koetter Media Availability
- 4:30 p.m. - NO QB Drew Brees Conference Call

THURSDAY, DECEMBER 8

- 11:25 a.m. - DC Mike Smith Media Availability
- 11:35 a.m. - Open Locker Room (45 minutes)
- 12:50 p.m. - Practice (Open first 30 minutes)
- 3:00 p.m. - HC Dirk Koetter Media Availability

FRIDAY, DECEMBER 9

- 10:20 a.m. - Practice (Open first 30 minutes)
- 11:40 a.m. - Player Availability Immediately followed by HC Dirk Koetter Media Availability (On-field)

SATURDAY, DECEMBER 10

No Media Availability

SUNDAY, DECEMBER 11

4:25 p.m. - Tampa Bay Buccaneers vs. New Orleans Saints at Raymond James Stadium

- ALL TIMES EASTERN -

LAST GAME

- On San Diego's second possession, with the Chargers facing third-and-five, DT **Gerald McCoy** sacked QB **Philip Rivers** for a seven-yard loss, forcing San Diego to attempt a 53-yard field goal that was no good. McCoy now has 7.0 sacks this season and 42.5 in his career.

- On the possession following San Diego's missed field goal, Tampa Bay drove 56 yards in eight plays, taking up 4:26, scoring the team's first points of the game on a two-yard rushing touchdown from RB **Doug Martin**. Martin now has two rushing touchdowns this season and 22 in his career.

- Martin's 22 career rushing touchdowns are the fourth-most in team history.

BUCCANEERS CAREER RUSHING TOUCHDOWNS

Rank	Player, Year	Rush TD
1.	Mike Alstott, 1996-2007	58
2.	James Wilder, 1981-89	37
3.	Errict Rhett, 1994-97	24
4.	Doug Martin, 2012-Present	22
5.	Reggie Cobb, 1990-93	21
6.	Carnell Williams, 2005-10	20
7.	Warrick Dunn, 1997-01, 2008	19
8.	Ricky Bell, 1977-81	16
9.	Earnest Graham, 2004-11	15
9.	Lars Tate, 1988-89	15

- On the opening possession of the second half, the Buccaneers drove 66 yards in 13 plays, taking up 6:22. The drive ended with a 27-yard field goal from K **Roberto Aguayo**.

- After P **Bryan Anger** pinned San Diego inside the Chargers' 10-yard line with a 54-yard punt, the Buccaneers defense recorded their first takeaway of the day. CB **Vernon Hargreaves** deflected a pass that was intercepted by LB **Lavonte David** and returned 15 yards for a touchdown.

- It marked the first interception of the season for David and the 10th of his career. He now has two career interceptions returned for touchdowns (also at Philadelphia, 11/22/15).

- David's 10 career interceptions are tied for the second-most by a linebacker in team history.

MOST INTERCEPTIONS BY A LB - Team History

Rank	Player	INT
1.	Derrick Brooks, 1995-2008	25
2.	Lavonte David, 2012-Pres.	10
2.	Dave Lewis, 1977-81	10
4.	Cecil Johnson, 1977-85	9
4.	Richard Wood, 1976-84	9

- In the fourth quarter, with the Buccaneers trailing 21-20, QB **Jameis Winston** helped drive the team 54 yards in four plays in 2:14, finishing the drive with a 12-yard touchdown pass to TE **Cameron Brate** and a two-point conversion pass to WR **Mike Evans**.

- Brate now has six receiving touchdowns on the season, tied for the third-most by a tight end in a single season in team history and tied for the most among tight ends this season.

MOST TOUCHDOWN RECEPTIONS - SINGLE SEASON (Tight Ends, Team History)

Rank	Player	Year	TD
1.	Jimmie Giles	1985	8
2.	Jimmie Giles	1979	7
3.	Cam Brate	2016	6
3.	Jimmie Giles	1981	6
5.	Calvin Magee	1986	5
5.	Dave Moore	1999	5
5.	Kellen Winslow	2009	5
5.	Kellen Winslow	2010	5

- Evans now has two two-point conversions this season, tied for the most in a single season in team history.

- Winston finished the game going 20-of-30 for 280 yards with one touchdown and one interception, for a passer rating of 93.8. Winston has recorded five straight games with a passer rating of at least 90, the longest streak for Tampa Bay since 2012 (Josh Freeman, five games: 10/14/12 vs. Kansas City-11/11/12 vs. San Diego).

- With today's totals, Winston now has 7,222 career passing yards, the seventh-most for a quarterback through their first two seasons in NFL history.

MOST PASSING YARDS BY A PLAYER IN HIS FIRST TWO SEASONS

Rank	Player	Yards
1.	Andrew Luck (IND, 2012-13)	8,196
2.	Cam Newton (CAR, 2011-12)	7,920
3.	Peyton Manning (IND, 1998-99)	7,874
4.	Blake Bortles (JAC, 2014-15)	7,336
5.	Dan Marino (MIA, 1983-84)	7,294
6.	Derek Carr (OAK, 2014-15)	7,257
7.	Jameis Winston (TB, 2015-16)	7,222
8.	Ryan Tannehill (MIA, 2012-13)	7,207
9.	Andy Dalton (CIN, 2011-12)	7,067
10.	Drew Bledsoe (NE, 1993-94)	7,049

- On San Diego's final drive of the game, with the Chargers trailing by seven, QB Philip Rivers threw his second interception of the game, with Buccaneers S **Keith Tandy** intercepting the pass at the Tampa Bay two-yard line. The interception was the first of the season for Tandy and the fifth of his career.

LAST GAME

- Tampa Bay finished the game with two interceptions, after having recorded two interceptions against Seattle last week. This marks the first time that the Buccaneers have registered consecutive games with two or more interceptions since 2014 (two games: 11/2/14 at Cleveland-11/9/14 vs. Atlanta).

- The Buccaneers have recorded at least two takeaways in four straight games, the longest streak for the team since 2013 (four games: 11/17/13 vs. Atlanta-12/8/13 vs. Buffalo).

- Tampa Bay has won four consecutive games for the first time since 2012. This is the first time the team has been 7-5 or better since 2010 and the first time they have been tied for the division lead through 13 weeks since 2008.

LAST GAME RECAP

SAN DIEGO – In Week 13, The Tampa Bay Buccaneers traveled to face the San Diego Chargers where the Buccaneers earned their fourth straight win in a 28-21 victory, which included a dominating second half, scoring 21 points to the Chargers' seven. The Chargers won the coin toss, elected to receive, and opened the game by putting together a 75-yard drive topped with a 35-yard touchdown pass from Philip Rivers to wide receiver Dontrelle Inman. On the Buccaneers first possession, Jameis Winston's pass intended for receiver Mike Evans was intercepted by San Diego cornerback Casey Hayward at the TB 43. Hoping to take advantage of the turnover, the Chargers set up kicker Josh Lambo for a 53-yard field goal, which he missed wide left. The Buccaneers managed a touchdown on their next possession with a 56-yard drive that ended with a two-yard rush by running back Doug Martin to tie the game with 1:08 left in the first quarter. On the ensuing drive, the Chargers traveled 75 yards in 11 plays, taking up 6:04. The drive culminated in a two-yard rush by running back Melvin Gordon to widen the margin to 14-7, which San Diego would carry into the locker room at halftime. On the opening drive of the second half, the Buccaneers quickly cut the Chargers' lead to just four points with a

27-yard field goal by Roberto Aguayo. Both teams exchanged punts before Buccaneers linebacker Lavonte David put the Buccaneers in the lead for the first time with a pick-six on a pass deflected by cornerback Vernon Hargreaves, taking the score to 17-14. The Chargers responded quickly with a 40-yard touchdown pass to Tyrell Williams, putting the Chargers back in the lead at 21-17 headed into the fourth and final quarter. Aguayo made a 35-yard field goal on the Buccaneers' first possession of the quarter, cutting the Chargers lead to just one point. After forcing the Chargers to punt, Winston delivered with a 12-yard touchdown pass to tight end Cameron Brate and a two-point conversion to Mike Evans with just over nine minutes remaining in the game to put the Buccaneers in front at 28-21. On the next drive, the Chargers drove the ball down to the TB 31 before the Tampa defense sealed the 28-21 win when safety Keith Tandy intercepted a deep pass in the end zone intended for Inman with just less than three minutes remaining. The Buccaneers were able to run out the clock and left San Diego with another victory, giving them a 7-5 record and a share of the NFC South lead alongside Atlanta.

NEW & NOTABLE

EVANS EXCELLING

Since entering the league in 2014, Mike Evans has established himself as one of the top receivers in the NFL and this season has further cemented that claim.

Over the past three seasons, he has the eighth-most receiving yards in the NFL and tied for the fourth-most touchdown receptions.

2014-16 NFL LEADERS IN RECEIVING YARDS

Rank	Player (Current Team)	Rec.	Yards
1.	WR Julio Jones (ATL)	312	4,717
2.	WR Antonio Brown (PIT)	353	4,584
3.	WR Odell Beckham Jr. (NYG)	262	3,770
4.	WR Demaryius Thomas (DEN)	282	3,722
5.	WR T.Y. Hilton (IND)	220	3,557
6.	WR DeAndre Hopkins (HOU)	245	3,399
7.	WR Emmanuel Sanders (DEN)	241	3,397
8.	WR Mike Evans (TB)	218	3,315
9.	WR A.J. Green (CIN)	221	3,302
10.	TE Greg Olsen (CAR)	222	2,932

2014-16 NFL LEADERS IN RECEIVING TOUCHDOWNS

Rank	Player (Team)	Rec. TD
1.	WR Antonio Brown (PIT)	34
2.	WR Odell Beckham (NYG)	33
3.	TE Rob Gronkowski (NE)	26
4.	WR Mike Evans (TB)	25
4.	WR Dez Bryant (DAL)	25
4.	WR Brandon Marshall (NYJ)	25

This season, Evans ranks in the top five in the NFL in receptions, receiving yards and receiving touchdowns.

2016 NFL RECEPTION LEADERS

Rank	Player (Team)	Rec.
1.	WR Antonio Brown (PIT)	88
2.	WR Larry Fitzgerald (ARI)	88
3.	WR Mike Evans (TB)	76
4.	WR Odell Beckham Jr. (NYG)	75
4.	WR Stefon Diggs (MIN)	75
4.	WR Jarvis Landry (MIA)	75

2016 NFL RECEIVING YARDS LEADERS

Rank	Player (Team)	Rec. Yards
1.	WR Julio Jones (ATL)	1,253
2.	WR T.Y. Hilton (IND)	1,088
3.	WR Mike Evans (TB)	1,058
4.	WR Antonio Brown (PIT)	1,052
5.	WR Odell Beckham Jr. (NYG)	1,015

2016 NFL RECEIVING TOUCHDOWN LEADERS

Rank	Player (Team)	Rec. TD
1.	WR Antonio Brown (PIT)	11
2.	WR Mike Evans (TB)	10
2.	WR Jordy Nelson (GB)	10
4.	WR Davante Adams (GB)	8
4	WR Odell Beckham Jr. (NYG)	8

JAMEIS SINCE THE BYE

Since returning from Tampa Bay's Week 6 Bye, Jameis Winston has posted numbers that rank among the best in the NFL, tying for the fourth-most touchdowns in the league, ranking fifth in passing yards and ninth in passer rating during that time.

2016 NFL PASSER RATING LEADERS - Weeks 7-13 (Min. 140 Att.)

Player	Att.	Cmp.	Yds	TD	INT	Rtg.
1. Marcus Mariota (TEN)	189	126	1,626	15	2	115.5
2. Dak Prescott (DAL)	176	118	1,488	12	1	113.5
3. Kirk Cousins (WAS)	248	173	2,116	12	2	108.5
4. Matt Ryan (ATL)	204	141	1,738	12	4	106.6
5. Drew Brees (NO)	275	207	2,179	16	7	106.6
6. Tom Brady (NE)	227	151	1,688	13	1	105.8
7. Aaron Rodgers (GB)	298	200	2,113	19	3	104.6
8. Andrew Luck (IND)	166	106	1,384	12	4	104.1
9. Jameis Winston (TB)	229	148	1,853	14	4	102.8
10. Derek Carr (OAK)	231	149	1,767	12	2	101.4

On the season, Winston has thrown for 23 touchdowns, tied for the eighth-most in the league.

2016 NFL PASSING TOUCHDOWN LEADERS

Rank	Player (Team)	Pass TD
1.	Drew Brees (NO)	30
2.	Aaron Rodgers (GB)	29
3.	Matt Ryan (ATL)	27
4.	Marcus Mariota (TEN)	25
4.	Philip Rivers (SD)	25
4.	Ben Roethlisberger (PIT)	25
7.	Derek Carr (OAK)	24
8.	Jameis Winston (TB)	23
8.	Andrew Luck (IND)	23
10.	Eli Manning (NYG)	22

NEW & NOTABLE

TAKE THE BALL AWAY

Since the start of Week 5, Tampa Bay has seen a marked improvement on the defensive side of the ball, leading the league in takeaways during that span, including the most fumble recoveries and tied for the second-most interceptions in that time.

2016 NFL TAKEAWAY LEADERS (Week 5-Pres.)

Rank	Team	INT	FR	Takeaways
1.	Tampa Bay Buccaneers	10	10	20
2.	Baltimore Ravens	9	7	16
2.	San Diego Chargers	9	7	16
4.	Denver Broncos	7	8	15
4.	Kansas City Chiefs	6	9	15
4.	New York Giants	11	4	15
4.	Oakland Raiders	8	7	15

Part of Tampa Bay's success with turnovers has come from both forcing fumbles and recovering them. This season, the Buccaneers have forced 18 fumbles, tied for the eighth-most in the NFL. The team has recovered 11 of their opponents' fumbles, tied for the best mark in the league.

2016 NFL FUMBLE RECOVERY LEADERS

Rank	Team	FF	FR
1.	Tampa Bay Buccaneers	18	11
1.	Denver Broncos	14	11
1.	Kansas City Chiefs	21	11
4.	Minnesota Vikings	18	10
4.	New Orleans	15	10
4.	Oakland Raiders	21	10

On the season, Tampa Bay is tied for the fourth-most takeaways, and they have made those takeaways count, with the fifth-most takeaway points in the NFL.

2016 NFL TAKEAWAY POINTS SCORED

Rank	Team	TA	TA Points
1.	Denver Broncos	23	103
2.	Kansas City Chiefs	25	79
3.	Arizona Cardinals	20	78
4.	Carolina Panthers	17	75
5.	Tampa Bay Buccaneers	22	71

GOAL AND GOOD TO GO

Part of the Buccaneers success on both sides of the ball this season has come from their ability to score when they have the ball near the goal line and stop the opponent in the same situation.

Tampa Bay's offense owns the best goal-to-go touchdown efficiency in the NFL, while the team's defense is tied for the seventh-lowest mark in the league.

2016 NFL GOAL-TO-GO SCORING

Rank	Team	G-to-G Drives	G-to-G TD	Pct.
1.	Tampa Bay Buccaneers	16	14	87.5
2.	Pittsburgh Steelers	15	13	86.7
3.	New Orleans Saints	29	25	86.2
4.	Baltimore Ravens	13	11	84.6
5.	Philadelphia Eagles	19	16	84.2

2016 NFL OPPONENT GOAL-TO-GO SCORING

Rank	Team	G-to-G Drives	G-to-G TD	Pct.
1.	New York Giants	18	9	50.0
2.	Pittsburgh Steelers	17	10	58.8
3.	Chicago Bears	25	15	60.0
3.	Seattle Seahawks	20	12	60.0
5.	New England Patriots	18	11	61.1
6.	New York Jets	24	15	62.5
7.	Tampa Bay Buccaneers	25	16	64.0
7.	New Orleans Saints	25	16	64.0
9.	Carolina Panthers	17	11	64.7
10.	Indianapolis Colts	20	13	65.0

The Buccaneers also have three goal-to-go takeaways, the second-highest mark in the NFL. They are one of only four teams in the league to have more than one goal-to-go takeaways. The Buccaneers have also posted zero turnovers in goal-to-go situations.

2016 NFL GOAL-TO-GO TAKEAWAY LEADERS (2 or More)

Rank	Team	INT	FR	Takeaways
1.	Kansas City Chiefs	3	1	4
2.	Tampa Bay Buccaneers*	2	1	3
4.	Dallas Cowboys	1	1	2
4.	Philadelphia Eagles*	2	0	2

*Has not posted a goal-to-go turnover

NEW & NOTABLE

THIRD DOWN SUCCESS

This season, Tampa Bay has been one of the best in the league on third downs, both offensively and defensively. The Buccaneers defense currently has the third-lowest opponent third-down conversion rate allowed in the league, while the team's offense is seventh in the NFL in third-down conversions.

2016 NFL OPPONENT THIRD-DOWN CONVERSION RATES

Rank	Team	Att	Conv.	Pct.
1.	Baltimore Ravens	165	55	33.3
2.	Miami Dolphins	155	53	34.2
3.	Tampa Bay Buccaneers	142	49	34.5
4.	Denver Broncos	175	64	36.5
5.	Houston Texans	157	58	36.9

2016 NFL THIRD-DOWN CONVERSION RATES

Rank	Team	Att	Conv.	Pct.
1.	New Orleans Saints	165	82	49.7
2.	Green Bay Packers	163	78	47.9
3.	Washington Redskins	155	74	47.7
4.	Tennessee Titans	158	74	46.8
5.	Dallas Cowboys	141	65	46.1
6.	New England Patriots	164	73	44.5
7.	Tampa Bay Buccaneers	165	73	44.2
8.	San Diego Chargers	147	64	43.5
9.	Arizona Cardinals	168	73	43.5
10.	Indianapolis Colts	159	69	43.4

Against Seattle, Tampa Bay held the Seahawks offense to just 1-of-11 on third down (9.1 pct.), tied for the sixth-lowest mark in any game this season. On the year, Tampa Bay has two of the 10 lowest opponent single game third-down rates.

2016 NFL LOWEST OPPONENT THIRD DOWN CONVERSION RATE (Single Game)

Team	Opp. Date	Opp Conv.	Opp. Att.	Opp. Rate
1. Jacksonville	at KC (11/6)	1	14	7.1
2. Jacksonville	vs. DEN (12/4)	1	13	7.7
2. Minnesota	vs. HOU (10/9)	1	13	7.7
4. Buffalo	at NE (10/2)	1	12	8.3
4. New England	vs. LA (12/4)	1	12	8.3
6. Tampa Bay	vs. SEA (11/27)	1	11	9.1
6. Los Angeles	vs. MIA (11/20)	1	11	9.1
8. Dallas	at CLE (11/6)	1	9	11.1
8. Minnesota	vs. DAL (12/1)	1	9	11.1
10. Tampa Bay	at CAR (10/10)	1	8	12.5

RUSHING THE PASSER

Following the Buccaneers' Week 6 bye, the team has shown a renewed pass rush, recording 20 sacks in the seven games since. Their 20 sacks are the third-most in the NFL during that time.

2016 NFL TEAM SACK LEADERS (Weeks 7-13)

Rank	Team	Sacks
1.	Carolina Panthers	22
2.	New York Giants	21
3.	Tampa Bay Buccaneers	20
4.	Kansas City Chiefs	19
5.	Pittsburgh Steelers	18

During that six-game span, DT Gerald McCoy (5.0 sacks) and DE Noah Spence (4.5 sacks) have keyed the pass rush. On the year, McCoy has 7.0 sacks, most by a defensive tackle, while Spence's 5.5 sacks this season are tied for the third-most among rookies.

2016 NFL SACK LEADERS - DEFENSIVE TACKLES

Rank	Player (Team)	Sacks
1.	Gerald McCoy (TB)	7.0
2.	Aaron Donald (LA)	6.0
3.	Timmy Jernigan (BAL)	5.0
3.	Ndamukong Suh (MIA)	5.0
5.	Geno Atkins (CIN)	4.5
5.	Nick Fairley (NO)	4.5
5.	Malik Jackson (JAC)	4.5

2016 NFL SACK LEADERS - Rookies

Rank	Player	Sacks
1.	LB Leonard Floyd (CHI)	7.0
2.	DE Yannick Ngakoue (JAC)	6.0
3.	DE Noah Spence (TB)	5.5
3.	DE Joey Bosa (SD)	5.5
5.	LB Matt Judon (BAL)	4.0

MAKING BRATE PLAYS

This season, Buccaneers TE Cameron Brate has been one of the best tight ends in the NFL when it comes to scoring touchdowns, tying for the league lead at his position.

2016 NFL RECEIVING TOUCHDOWN LEADERS - TIGHT ENDS

Rank	Player (Team)	Rec TD
1.	Cam Brate (TB)	6
1.	Delanie Walker (TEN)	6
3.	Dwayne Allen (IND)	5
3.	Antonio Gates (SD)	5
3.	Kyle Rudolph (MIN)	5
3.	Hunter Henry (SD)	5
3.	Jordan Reed (WAS)	5
3.	Kyle Rudolph (MIN)	5

WHAT TO WATCH FOR

Team

- Tampa Bay has won each of the past four games. With a win against New Orleans, the team will have its first winning streak of at least five games since 2002 (five games: 9/15/02 at BAL-10/13/02 vs. CLE)
- Tampa Bay has recorded at least one takeaway in eight consecutive contests. With a takeaway against New Orleans, the team would have nine straight games with a takeaway.
- Tampa Bay has recorded at least two takeaways in the past four games. With two or more takeaways against New Orleans, it would mark the first time that the team has recorded two or more takeaways in five consecutive games since 2009-10 (five games: 1/3/10 vs. ATL-10/10/10 at CIN) and the first time in the same season since 2008 (five games: 11/16/08 vs. MIN-12/14/08 at ATL).
- Tampa Bay has recorded two interceptions in each of the last two games. With two or more interceptions against New Orleans, it would mark the first time the team has recorded multiple interceptions in at least three consecutive games since 2013 (four games: 11/17/14 vs. ATL-12/8/14 vs. BUF).
- Tampa Bay has held each of the past four opponents to 21 or fewer points. If the team holds New Orleans to 21 or fewer points, it will mark the first time since 2009-10 that the Buccaneers have held four consecutive opponents to 21 or fewer points (five games: 12/20/09 at SEA-9/19/10 at CAR) and the first time in the same season since 2008 (five games: 9/28/08 vs. GB-10/26/08 at DAL).
- Tampa Bay has held each of the past four opponents to 350 or fewer yards. If the team holds New Orleans to 350 or fewer yards, it will mark the first time since 2014 that the Buccaneers have held four consecutive opponents to 350 or fewer yards (six games: 10/26/14 vs. MIN-11/30/14 vs. CIN).

TE Cameron Brate

- Brate has six receiving touchdowns this season. He needs one more to tie Jimmie Giles (seven in 1979) for second-most and two more to tie Giles (eight in 1985) for the most touchdown receptions by a tight end in a single season in team history.
- Brate has 528 receiving yards this season. He needs 37 more to pass Calvin Magee (564 in 1986) for 10th-most, 44 more to pass Tim Wright (571 in 2013) for ninth-most, 52 more to pass Jimmie Giles (579 in 1979) for eighth-most, 75 more to pass Giles (602 in 1980) for seventh-most, 146 more to pass Giles (673 in 1985) for the sixth-most, 203 more to pass Kellen Winslow (730 in 2010) for fifth-most, 224 more to pass Jackie Harris (751 in 1995) for fourth-most, 236 more to pass Winslow (763 in 2011) for third-most, 259 more to pass Giles (786 in 1981) for second-most and 357 more to pass Winslow (884 in 2009) for the most receiving yards by a tight end in a season in team history.

LB Lavonte David

- David has 14.0 career sacks, and needs 4.0 more to pass Chris Washington (17.5 from 1984-88) for the second-most and 13 more to pass Broderick Thomas (26.5 from 1989-93) for the most sacks by a linebacker in franchise history.
- David has 10 career interceptions, and needs one more to pass Dave Lewis (10 from 1977-81) for second-most, and 15 more to tie Derrick Brooks (25 from 1995-2008) for the most interceptions by a linebacker in franchise history.
- David has two career defensive touchdowns and needs one more to tie for the fifth-most in franchise history (Donnie Abraham, Cedric Brown, Wayne Haddix, Ricky Reynolds, Aqib Talib and Richard Wood).

WR Mike Evans

- Evans has 1,058 receiving yards this season and needs 57 more to pass Joey Galloway (1,114 in 2005) for third-most, 88 more to pass Vincent Jackson (1,145 in 2012) for second-most and 139 more to pass Keyshawn Johnson (1,196 in 2001) for the most receiving yards through the first 13 games of the season in team history.
- Evans has 10 receiving touchdowns this season. He needs one more to pass Joey Galloway (10 in 2005) for third-most and tie Mike Williams (11 in 2010) for second-most and he needs two more to tie his own franchise record for the most touchdown receptions in a single season in team history.
- Evans has 1,058 receiving yards this season. He needs 117 more to pass Keenan McCardell (1,174 in 2003) for 10th-most, 119 more to pass Kevin House (1,176 in 1981) for ninth-most, 119 more to pass Michael Clayton (1,193 in 2004) for eighth-most, 149 more to pass his own mark from 2015 (1,206) for seventh-most, 167 more to pass Vincent Jackson (1,224 in 2013) for the sixth-most, 191 more to pass Antonio Bryant (1,248 in 2008) for fifth-most, 209 more to pass Keyshawn Johnson (1,266 in 2001) for fourth-most, 230 more to pass Joey Galloway (1,287 in 2005) for third-most, 327 more to pass Vincent Jackson (1,384 in 2012) for second-most and 364 more to pass Mark Carrier (1,422 in 1989) for the most receiving yards in a season in team history.
- Evans has 3,277 receiving yards in his first three seasons and needs five more to pass Sterling Sharpe (3,319 from 1988-90) for the 10th-most, 77 more to pass Issac Bruce (3,391 from 1994-96) for ninth-most, 88 more to pass Anquan Boldin (3,402 from 2003-05) for seventh-most and 117 more to pass John Jefferson (3,431 from 1978-80) for the sixth-most receiving yards in a players' first three seasons since the 1970 NFL/AFL merger.



WHAT TO WATCH FOR

WR Mike Evans (Cont.)

- Evans has 25 receiving touchdowns in his first three seasons and needs one more this season to tie Issac Curtis (26 from 1973-75) for 10th-most, two more to tie Dez Bryant (27 from 2010-12) for the ninth-most, three more to tie Sammy White (28 from 1976-78) for seventh-most, four more to tie A.J. Green (29 from 2011-13) for seventh-most and five more to tie Daryl Turner (30 from 1984-86) for the sixth most receiving touchdowns in a players' first three seasons since the 1970 NFL/AFL merger.
- Evans has 25 career receiving touchdowns and needs two more to tie Mark Carrier (27 from 1987-92) for fourth-most, three more to tie Joey Galloway for third-most (28 from 2004-08), six more to tie Kevin House (31 from 1980-86) for second-most and nine more to tie Jimmie Giles (34 from 1978-86) for the most receiving touchdowns in franchise history.

RB Doug Martin

- Martin has 11 100-yard rushing games as a Buccaneer and needs one more to pass Warrick Dunn (11 from 1997-2001, 2008) for second-most and four more to pass James Wilder (14 from 1981-89) for the most 100-yard rushing games in franchise history.
- Martin has 4,119 yards rushing yards as a Buccaneer and needs 851 more to pass Warrick Dunn (4,969 from 1997-2001, 2008) for third-most, 937 more to pass Mike Alstott (5,088 from 1996-2006) for second-most and 1,838 more to pass James Wilder (5,957 from 1981-89) for the most rushing yards in team history.
- Martin has 22 rushing touchdowns as a Buccaneer and needs two more to tie Errict Rhett (24 from 1994-97) for the third-most rushing touchdowns in franchise history.
- Martin has 5,107 yards from scrimmage as a Buccaneer and needs 617 more to pass Michael Pittman (5,723 from 2002-07) for the fourth-most scrimmage yards in team history.

DT Gerald McCoy

- McCoy has five career multi-sack games and needs one more to tie David Logan (six from 1979-1986) for the fifth-most in franchise history and the third-most by a defensive tackle in team history.

QB Jameis Winston

- Winston has thrown at least one touchdown pass in each of the past eight contests. With one or more passing touchdowns against New Orleans, he will have nine consecutive games with at least one touchdown pass, extending the longest streak of his career and the longest streak in consecutive games for Tampa Bay since 2011-12 (Josh Freeman, 13 games, 12/17/11 vs. DAL-11/18/12 at CAR).
- Winston has recorded a passer rating over 90 in each of the past five games. With a passer rating over 90 against New Orleans, he will have six consecutive games with a passer rating over 90, the second-longest streak in team history (Brian Griese, seven games, 10/10/04 at NO-11/28/04 at CAR).

QB Jameis Winston

- Winston has 23 touchdown passes through the first 12 games of the season. He needs two touchdown passes against New Orleans to tie Josh Freeman (25 in 2012) for the most touchdown passes through 13 games in team history.
- Winston has 3,180 passing yards through the first 12 games of the season. He needs 13 more to pass Josh Freeman (3,192 in 2012) and for the most passing yards through 13 games in team history.
- Winston has 23 touchdown passes this season. He needs two more to tie Josh Freeman (25 in 2010) for third-most, four more to tie Brad Johnson (26 in 2003) for the second-most and five more to tie Josh Freeman (27 in 2012) for the most passing touchdowns in a single season in franchise history.
- Winston has 3,180 passing yards this season. He needs 61 more to pass Vinny Testaverde (3,240 in 1988) for 10th-most, 217 more to pass Doug Williams (3,396 in 1980) for ninth-most, 227 more to pass Brad Johnson (3,406 in 2001) for eighth-most, 272 more to pass Josh Freeman (3,451 in 2010) for seventh-most, 375 more to pass Steve DeBerg (3,554 in 1984) for sixth-most, 384 more to pass Williams (3,563 in 1981) for fifth-most, 413 more to pass Josh Freeman (3,592 in 2011) for fourth-most, 632 more to pass Johnson (3,811 in 2003) for third-most, 863 more to pass his own mark (4,042 in 2015) for the second-most and 886 more to pass Josh Freeman (4,065 in 2012) for the most passing yards in a single season in franchise history.
- Winston has 45 touchdown passes through his first two seasons and needs two more to tie Blake Bortles (46 from 2014-15) and Andrew Luck (46 from 2012-13) for seventh-most, three more to tie Andy Dalton (47 from 2011-12) for fifth-most, eight more to tie Peyton Manning (52 from 1998-99) and Russell Wilson (52 from 2012-13) for third-most, nine more to tie Derek Carr (53 from 2014-15) for second-most and 24 more to tie Dan Marino (68 from 1983-84) for the most passing touchdowns by a player in their rookie and second seasons combined.
- Winston threw for 4,042 yards in 2015. With 4,000 or more passing yards in 2016, he will be the first player in franchise history to have consecutive seasons with at least 4,000 passing yards.
- Winston has 7,222 passing yards through his first two seasons. He needs 35 more to pass Derek Carr (7,257 from 2014-15) for sixth-most, 73 more to pass Dan Marino (7,294 from 1983-84) for fifth-most, 115 more to pass Blake Bortles (7,336 from 2014-15) for fourth-most, 653 more to pass Peyton Manning (7,874 from 1998-99) for third-most, 698 more to pass Cam Newton (7,920 from 2011-12) for second-most and 974 more to pass Andrew Luck (8,196 from 2012-13) for the most passing yards by a player in their rookie and second seasons combined.

New Orleans leads 30-18 (Regular Season)

Season	Result	Site
1977	W, 33-14	New Orleans
1978	L, 17-10	Tampa
1979	L, 42-14	Tampa
1981	W, 31-14	New Orleans
1982	W, 13-10	New Orleans
1983	L, 24-21	Tampa
1984	L, 17-13	New Orleans
1985	L, 20-13	New Orleans
1986	L, 38-7	New Orleans
1987	L, 44-34	New Orleans
1988	L, 13-9	New Orleans
1989	W, 20-10	Tampa
1990	L, 35-7	New Orleans
1991	L, 23-7	New Orleans
1992	L, 23-21	New Orleans
1994	L, 9-7	Tampa
1996	W, 13-7	Tampa
1998	L, 9-3	New Orleans
1999	W, 31-16	New Orleans
2001	W, 48-21	Tampa
2002	L, 26-20*	Tampa
	L, 23-20	New Orleans
2003	L, 17-14	Tampa
	W, 14-7	New Orleans
2004	W, 20-17	New Orleans
	L, 21-17	Tampa
2005	W, 10-3	Baton Rouge
	W, 27-13	Tampa
2006	L, 24-21	New Orleans
	L, 31-14	Tampa
2007	W, 31-14	Tampa
	W, 27-23	New Orleans
2008	L, 24-20	New Orleans
	W, 23-20	Tampa
2009	L, 38-7	Tampa
	W, 20-17*	New Orleans
2010	L, 31-6	Tampa
	W, 23-13	New Orleans
2011	W, 26-20	Tampa
	L, 27-16	New Orleans
2012	L, 35-28	Tampa
	L, 41-0	New Orleans
2013	L, 16-14	Tampa
	L, 42-17	New Orleans
2014	L, 37-31*	New Orleans
	L, 23-20	Tampa
2015	W, 26-19	New Orleans
	L, 24-17	Tampa

*Overtime

New Orleans 24, Tampa Bay 17 (December 13, 2015)

TAMPA – Facing the New Orleans Saints at home, the Tampa Bay Buccaneers fell behind early and were unable to make up the lost ground despite a late comeback attempt, falling 24-17. The Saints were the first on the board, moving efficiently down the field and scoring with a three-yard touchdown pass from quarterback Drew Brees to wide receiver Marques Colston. The Buccaneers found it difficult to get into a rhythm, and were unable to sustain a drive during the first quarter. Opening the second quarter, New Orleans converted on third-and-21 with a 41-yard pass, setting up a second Brees-to-Colston touchdown four plays later and giving the Saints a 14-0 advantage over the Buccaneers. Tampa Bay narrowed the lead to 14-7 after an 80-yard drive that was sparked by an 18-yard rush by quarterback Jameis Winston on third-and-10 and was topped off with a 14-yard touchdown rush by running back Doug Martin. New Orleans tacked on an additional three points before halftime with a 23-yard field goal by kicker Kai Forbath. With just over one minute left in the first half, Tampa Bay drove to the New Orleans 26, where kicker Connor Barth made the score 17-10 with a 39-yard field goal. Opening the third quarter, the Saints were forced to punt and the Buccaneers then moved into position for a 47-yard field goal, but this time Barth's attempt went left, leaving Tampa Bay down seven points. On the ensuing drive, a third-down sack of Brees was negated by penalty, giving the New Orleans drive new life that culminated in a three-yard touchdown rush by running back Tim Hightower for the 24-10 lead late in the third quarter. After trading punts, the Buccaneers put together a big drive, converting a fourth-and-4 situation as Winston hit tight end Austin Seferian-Jenkins, and moving down the field where Winston tossed a six-yard touchdown pass to wide receiver Adam Humphries. On the following drive, the Saints faced fourth-and-1 and opted to punt, giving the Buccaneers the ball, but a crucial dropped pass on third-and-10 led to a matching punt by Tampa Bay. The Saints were then held to three-and-out, appearing to give the Buccaneers another chance to tie the game. However, a defensive holding penalty brought a fresh set of downs to New Orleans heading into the two-minute warning before the end of the game and the Saints were able to run out the remaining time to preserve their 24-17 win.



REGULAR SEASON HIGHLIGHTS

CB **Mike Washington** (45 yards), LB **Richard Wood** (10) and DE **Greg Johnson** (0) returned interceptions for scores in 33-14 Bucs win (12/11/77), the first in franchise history... Saints scored 42 unanswered points – all in the second half – en route to 42-14 win at Tampa Stadium (10/14/79)... New Orleans scored five of its six TDs on the ground, rushing for 234 yards on 48 carries... QB **Doug Williams** threw for 218 yards and two TDs in 31-14 road win (11/29/81)... Teams combined for 600 passing yards in 44-34 Saints win at the Superdome (12/6/87)... WR **Mark Carrier** caught five passes for 120 yards, helping the Bucs snap six-game series skid with a 20-10 win (9/24/89)... K **Morten Andersen** booted a 50-yard FG to lift New Orleans to a 23-21 victory (11/1/92)... Rookie FB **Mike Alstott** caught seven passes for 91 yards, including a 17-yard TD in 13-7 Bucs victory (11/24/96)... The Bucs snapped a nine-game road losing streak in the series with a 31-16 victory at New Orleans (11/7/99)... Tampa Bay tied the club's single-game record for points scored in a 48-21 victory over New Orleans at Raymond James Stadium (12/23/01)... CB **Ronde Barber** set a club record (later tied) with three interceptions, including a 36-yard return for a touchdown on his final interception, as the Bucs picked off Saints QB **Aaron Brooks** four times... New Orleans LB **James Allen** intercepted a desperation pass from P **Tom Tupa** in the end zone on a botched punt to lead the Saints to a 26-20 overtime win in head coach **Jon Gruden's** debut (9/8/02)... Trailing late in the fourth quarter, Tampa Bay posted a frantic 10-point comeback to send the game into overtime... WR **Joe Jurevicius** made a one-handed grab for an 11-yard TD with 2:41 on the clock and Gramatica nailed a 40-yard field goal as time expired to force the extra period... TE **Ken Dilger** and DT **Warren Sapp**, who was playing tight end at the time, both caught touchdowns as the Bucs won 14-7 at New Orleans (12/7/03)... QB **Chris Simms** made his first career start in the NFL at New Orleans (10/10/04) and completed 5-of-8 pass attempts for 68 yards before leaving the game because of injury late in the first quarter... Backup QB **Brian Griese** relieved Simms and led the Buccaneers to a 20-17 win by completing 16-of-19 pass attempts for 194 yards and one touchdown... CB **Ronde Barber** recorded his second three-interception game of his career against the Saints in Baton Rouge (12/4/05)... Tampa Bay clinched the NFC South title with a 27-13 win vs. New Orleans (1/1/06)... WR **Joey Galloway** caught a pair of touchdown passes, his ninth and 10th of the season to set a new team record... Saints RB **Reggie Bush** scored his first career touchdown on a 65-yard punt return late in the fourth quarter to give New Orleans (10/8/06) a 24-21 win in New Orleans... After losing its first game of the season on the road, Tampa Bay was able to defeat New Orleans (9/16/07) 31-14 at home for their first of nine wins on the season en route to the 2007 NFC South division title... The Buccaneers all but sealed up the 2007 NFC South Championship after they were able to leave New Orleans (12/2/07) with 27-23 come from behind victory... Trailing 23-20 with 3:36 remaining in the fourth quarter, DT **Jovan Haye** was able to recover a RB **Reggie Bush** fumble on New Orleans 37-yard line... After marching down the field, QB **Luke McCown** found TE **Jerramy**

Stevens in the end zone with just 14 seconds remaining in the game to give Tampa the win... The Buccaneers defense intercepted Saints QB **Drew Brees** three times in 23-20 defeat of the Saints to give Gruden his 100th career victory (11/30/08)... PR **Micheal Spurlock** return a punt 77 yards for a touchdown, as the Buccaneers erased a 17-3 halftime deficit to knock off the Saints 20-17 at Superdome ... RB **Carnell Williams** rushed 24 times for 129 yards and a touchdown as K **Connor Barth** hit the game-winning 47-yard field goal in overtime (12/27/09)... WR **Micheal Spurlock** caught a two yard touchdown pass in the second half during a 31-6 loss to the Saints (10/17/10)... QB **Josh Freeman** went 21-of-26 for 255 yards and two touchdowns as the Buccaneers defeated the Saints at New Orleans, finishing the season 10-6 (1/2/11)...The Buccaneers forced four turnovers, including intercepting QB **Drew Brees** three times, en route to a 26-20 victory over the Saints at Raymond James Stadium (10/16/11)... QB **Josh Freeman** threw for 303 yards, two touchdowns and zero interceptions, while RB **Earnest Graham** picked up 109 yards on the ground for Tampa Bay... The Saints never trailed in a 27-16 victory over the Buccaneers in New Orleans (11/6/11)...Saints QB **Drew Brees** led the way for New Orleans, completing 27-of-37 passes for 281 yards, two touchdowns and one interception...In a high-scoring affair, the Saints held on to beat the Buccaneers 35-28 in Tampa (10/21/12) on the strength of 337 passing yards and four touchdowns from QB **Drew Brees**... The Buccaneers staged a late comeback but fell short as WR **Mike Williams** apparent game-tying touchdown catch was nullified by a penalty as time expired...The Buccaneers fell to the Saints road 41-0 on the road (12/16/12)...Tampa Bay's defense allowed 447 yards of total offense, while QB **Josh Freeman** threw four interceptions (12/16/12)... RB **Doug Martin** rushed for 144 yards on 29 attempts, but the Buccaneers lost in the final seconds, 16-14, on a Saints field goal (9/15/13)... LB **Mason Foster** returned an interception 85 yards for a touchdown in the fourth quarter of the loss... The Saints topped the Buccaneers 42-17 in the 2013 season finale between the two teams (12/29/13)... Both teams traded scores in a back-and-forth contest in the Superdome, with the Saints prevailing 37-31 in overtime (10/5/14)... WR **Vincent Jackson** caught eight passes for 144 yards... The Buccaneers intercepted Saints QB **Drew Brees** three times, including a 33-yard pick-six by LB **Danny Lansanah**... The Saints managed to overcome a 20-7 deficit, scoring 16 fourth-quarter points to win 23-20 (12/28/14)... Tampa Bay rushed for 183 yards, including 108 from RB **Doug Martin**... WR **Mike Evans** caught his 12th touchdown of the season, establishing a new franchise record... The defense intercepted Drew Brees three times (CB **Leonard Johnson**, S **Bradley McDougald** and S **Keith Tandy** each with one)... Tampa Bay's defense forced three turnovers and QB **Jameis Winston** accounted for two touchdowns (one rushing, one passing) as the Buccaneers recorded a 26-19 victory in New Orleans (9/20/15)... DE **Jacques Smith** notched 3.0 sacks and two forced fumbles... New Orleans QB **Drew Brees** threw for 312 yards and two touchdowns, both to WR **Marques Colston**, in a 24-17 Saints victory (12/13/15).

AGAINST THE OPPOSITION

Below are highlights of how selected Buccaneers have performed during their careers against the New Orleans Saints.

P Bryan Anger: Punted three times for 150 yards (50.0 avg.), with two downed inside the 20 and a net average of 49.7 (12/27/15).

S Chris Conte: Totaled four tackles, one tackle for loss, one forced fumble and an interception in a Buccaneers win (9/20/15).

LB Lavonte David: Combined for 68 tackles, eight for loss, eight passes defended, 1.5 sacks and one forced fumble in eight games against the Saints in his career... Registered 1.5 sacks to go along with six tackles and two passes defended (9/15/13)... In an overtime loss (10/5/14), led all players with 14 tackles... Notched 13 tackles and two passes defended (12/13/15).

WR Mike Evans: Caught his 12th touchdown pass of the season, establishing a new franchise record (12/28/14)...

CB Brent Grimes: As a member of the Atlanta Falcons, grabbed an interception and had two passes defended (11/2/09)... Had five tackles and one interception in a Falcons win at New Orleans (9/26/10).

WR Adam Humphries: Caught first career touchdown against New Orleans (12/13/15).

QB Mike Glennon: In his in two career games against New Orleans, has completed 41-of-73 passes (56.2 pct.) for 468 yards with four touchdowns and two interceptions, for an 82.4 passer rating.

RB Doug Martin: In seven career games against New Orleans, has rushed 119 times for 557 yards (4.7 avg.) and two touchdowns, adding 110 yards receiving on 12 catches... Totaled 122 yards from scrimmage (85 rushing, 37 receiving) and one rushing touchdown... Recorded 144 rushing yards on 29 attempts (5.0 avg.) (9/15/13)... Notched 108 rushing yards on 19 carries (5.7 avg.) (12/28/14)... Had 11 carries for 81 yards (7.4 avg.) and one rushing touchdown (12/13/15).

DT Gerald McCoy: Has played nine career games against New Orleans (2010-15), totaling 20 tackles, five tackles for loss, three passes defended and 2.5 sacks.

DT Clinton McDonald: Brought down Saints QB Drew Brees for an eight-yard loss, while adding four tackles and a pass defended (12/28/14).

S Bradley McDougald: Registered his first career interception against New Orleans, to go along with three passes defended and four tackles (12/28/14).

TE Brandon Myers: Caught six passes for 55 yards and a touchdown as a member of the Oakland Raiders (11/18/12).

RB Charles Sims: In three career games against New Orleans, has rushed 31 times for 117 yards and one touchdown, with 10 receptions for 84 yards... Recorded his first career rushing touchdown against New Orleans (12/28/14)... Caught six passes for a team-leading 64 yards (12/13/15).

LB Daryl Smith: As a member of the Jacksonville Jaguars, totaled eight tackles, one sack and one interception (10/2/11).

DT Akeem Spence: Recorded three tackles and one sack (12/28/14).

S Keith Tandy: Rushed 18 yards on a fake punt (12/16/12)... Intercepted Saints QB Drew Brees (12/28/14).

CB Alterraun Verner: Registered first interception as a Buccaneer against New Orleans in the Superdome (10/5/14), picking off Drew Brees on the Saints' last possession of regulation, forcing overtime, while also tying a career high with three passes defended.

QB Jameis Winston: In two career games against New Orleans, has completed 32-of-53 passes (60.4 pct.) for 389 yards and two touchdowns, for a 95.6 passer rating, while rushing nine times for 47 yards and one touchdown... Completed 14-of-21 passes for 207 yards, with one touchdown, for a 114.6 passer rating, while adding six rushes for 23 yards and a touchdown (9/20/15).

REGULAR SEASON SUPERLATIVES VS. NEW ORLEANS

INDIVIDUAL SINGLE-GAME HIGHS VS. NEW ORLEANS

TEAM SINGLE-GAME HIGHS VS. NEW ORLEANS

RUSHING YARDS

Yards	Player	Game
144	D. Martin	vs. 9/15/13
131	M. Pittman	vs. 12/19/04
129	C. Williams	@ 12/27/09
117	M. Alstott	@ 11/7/99
114	J. Wilder	@ 9/22/85

RUSHING TOUCHDOWNS

Number	Player	Game
2	2 times, last C. Williams	vs. 9/16/07
1	19 times, last B. Rainey	@ 12/13/15

PASSING YARDS

Yards	Player	Game
420	J. Freeman	vs. 10/21/12
369	V. Testaverde	@ 12/6/87
323	B. Johnson	vs. 11/2/03
313	L. McCown	@ 12/2/07
303	J. Freeman	vs. 10/16/11

PASSING TOUCHDOWNS

Number	Player	Game
3	3 times, last J. Freeman	vs. 10/21/12
2	15 times, last M. Glennon	@ 10/5/14
1	24 times, last J. Winston	vs. 12/13/15

RECEPTIONS

Number	Player	Game
11	K. McCardell	@ 12/1/02
10	K. Johnson	vs. 11/2/03
9	J. Wilder	vs. 10/23/83
8	4 times, last V. Jackson	@ 10/5/14
7	6 times, last V. Jackson	vs. 10/21/12

RECEIVING YARDS

Yards	Player	Game
216	V. Jackson	vs. 10/21/12
212	M. Carrier	@ 12/6/87
159	J. Galloway	@ 12/2/07
144	V. Jackson	@ 10/5/14
135	J. Galloway	vs. 9/16/07

RECEIVING TOUCHDOWNS

Number	Player	Game
2	3 times, last J. Galloway	vs. 9/16/07
1	57 times, A. Humphries	vs. 12/13/15

FIRST DOWNS

Number	Game
27	@ 12/6/87
26	vs. 10/21/12
24	2 times, last @ 12/27/09
23	vs. 12/23/01
22	@ 11/29/81

TOTAL NET YARDS

Yards	Game
513	vs. 10/21/12
466	@ 12/2/07
449	@ 12/6/87
439	@ 12/27/09
420	vs. 10/16/11

NET YARDS RUSHING

Yards	Game
187	@ 10/8/06
176	@ 12/27/09
172	@ 12/2/07
169	vs. 12/19/04
161	vs. 10/14/79

NET YARDS PASSING

Yards	Game
411	vs. 10/21/12
352	@ 12/6/87
319	@ 12/16/12
303	vs. 10/16/11
296	vs. 11/2/03

RUSHING TOUCHDOWNS

Number	Game
2	4 times, last vs. 9/16/07
1	15 times, last vs. 12/13/15

PASSING TOUCHDOWNS

Number	Game
3	3 times, last vs. 11/22/09
2	16 times, last @ 10/5/14
1	22 times, last vs. 12/13/15

CONNECTIONS

FORMER SAINTS

- Buccaneers QB **Ryan Griffin** played two seasons with the Saints (2013-14).
- Buccaneers Assistant Defensive Line Coach **Paul Spicer** became a Super Bowl champion with the Saints in 2009.

FORMER BUCCANEERS

- Saints QB **Luke McCown** played for the Buccaneers from 2005-08.
- Saints Director of Player Development **Fred McAfee** played for the Buccaneers in 1999.
- Saints CB **Sterling Moore** played for the Buccaneers in 2015.
- Saints Assistant Special Teams Coach **Kevin O'Dea** worked as the Buccaneers' special teams coordinator from 2014-15 and as an offensive/defensive assistant from 1996-2001.

COACHING CONNECTIONS

- New Orleans Secondary Coach **Aaron Glenn** played for the Jacksonville Jaguars in 2007 while Tampa Bay Head Coach **Dirk Koetter** was the offensive coordinator there and Buccaneers Defensive Coordinator **Mike Smith** held the same role for Jacksonville.
- Buccaneers Assistant Defensive Line Coach **Paul Spicer** played with **Glenn** with the Jacksonville Jaguars in 2007.

FORMER COLLEGE TEAMMATES

- Buccaneers WR **Adam Humphries** and Saints LB **Stephone Anthony** were teammates at Clemson from 2011-14.
- Buccaneers S **Chris Conte** and Saints DE **Cameron Jordan** were teammates at California from 2007-10.
- Buccaneers RB **Doug Martin** and Saints CB **Kyle Wilson** (Reserved/Injured) were teammates at Boise State from 2007-09.
- Buccaneers DE **Noah Spence**, Saints S **Von Bell** and WR **Michael Thomas** were teammates at Ohio State.
- Buccaneers CB **Brent Grimes** and Saints FB **John Kuhn** were teammates at Shippensburg.

LOUISIANA TIES

- Buccaneers T **Demar Dotson** is a native of Alexandria.
- Buccaneers WR **Russell Shepard** and LB **Kwon Alexander** played collegiately at Louisiana State University (2009-13)
- Buccaneers College Scout **Tony Kinkela** worked as the director of football operations for Tulane University for three seasons (2006-08).
- Buccaneers QB **Ryan Griffin** played collegiately at Tulane.
- Buccaneers Special Teams Coordinator **Nate Kaczor** worked as the tight ends coach (2006) and then the co-offensive coordinator (2007) for the University of Louisiana at Monroe.
- Buccaneers Offensive Coordinator/Wide Receivers Coach **Todd Monken** worked as the running backs and wide receivers coach (2000) at Louisiana Tech and the passing game coordinator and wide receivers coach (2005-2006) for Louisiana State.
- Buccaneers OL **Josh Allen** played collegiately at Louisiana-Monroe from 2010-2012.

FLORIDA TIES

- Saints Offensive Assistant/Assistant Player Programs Coach **Carter Sheridan** played collegiately at Florida A&M University.
- Saints Quarterbacks Coach **Mike Neu** played quarterback for the Orlando Predators of the Arena Football League (1996).
- Saints Secondary Coach **Wesley McGriff** coached at the University of Miami for four seasons (2007-10).
- Saints Defensive Line Coach **Bill Johnson** coached for one season (1987) for the University of Miami.
- Saints Senior Vice President of Ticket and Suite Sales **Michael Stanfield** is a graduate of St. Leo University.
- Saints CB **P.J. Williams** (Reserved/Injured) played collegiately at Florida State.
- Saints LB **Sam Barrington** played collegiately at South Florida and is a native of Orlando.



Dirk Koetter was named the 11th head coach in franchise history on January 15, 2016. He is in his second season with the team, after serving as offensive coordinator in 2015.

In his first season with Tampa Bay (2015), Koetter helped pilot one of the most successful offenses in the NFL and one of the best in team history. The team set the franchise record for total yards (6,014 – 357.0 per game), while posting the second-most rushing yards

(2,162 – 135.1 per game) and second-most passing yards (3,852 – 240.8 per game), along with the fifth-most total points (342 – 21.4 per game). Tampa Bay ranked fifth in the NFL in yards per game (375.9), fifth in rushing yards per game (135.1) and second in the league in rush average (4.75). It marked the first time in franchise history that the Buccaneers have finished in the Top five in total offense.

Much of Tampa Bay's offensive success in 2015 came at the hands of rookie quarterback Jameis Winston, who accounted for 28 total touchdowns (22 passing, six rushing). Koetter also helped guide Winston to 4,042 passing yards, which were the second-most in a single season in team history and the third-most by a rookie in NFL history. Winston's 22 passing touchdowns were tied for the fourth-most in a single season in team history and the fourth-most by a rookie in NFL history. His six rushing touchdowns and 28 combined touchdowns were the most in a single season by a Buccaneers quarterback, while his 28 total touchdowns were tied for the third-most by a rookie in NFL history.

Prior to Koetter's arrival, the Buccaneers ranked 29th in rushing and tied for 29th in sacks allowed in 2014. This past season, under Koetter's guidance, the unit completed an impressive turnaround. Despite starting two rookies on the offensive line, Tampa Bay still managed to block for the NFL's second-leading rusher (Doug Martin – 1,402 yards) and tied for the fourth-fewest sacks in the league. While Martin was a large part of the team's success running the ball, he was aided by running back Charles Sims, who totaled 1,090 scrimmage yards (107 rushes for 529 yards, 51 catches for 561 yards). Sims averaged 6.9 yards per touch, the most by any player in the NFL with at least 150 touches since 2011 (Darren Sproles in 2011, 7.6 avg.). Martin and Sims' combined 2,566 yards from scrimmage were the most by a running back duo in the NFL in 2015 and set a franchise record for backfield teammates.

Koetter also played a key role in revamping the Buccaneers' passing game. Part of the team's success passing the ball came from targeting top wide receiver Mike Evans, who caught 74 passes for 1,206 yards. His 1,206 yards are the seventh-most in a single season in team history and stood as the 11th-most in the league last season. Sims' 561 receiving yards were the fourth-most by a running back in the NFL in 2015, while his four receiving touchdowns set a franchise record and tied for the second-most in the league by a running back.

Koetter joined the Buccaneers after three seasons working as the offensive coordinator for the Atlanta Falcons (2012-14). During his three seasons with Atlanta, the team cumulatively ranked second in the NFL in completion percentage (67.4), third in third-down conversion percentage (44.1), fourth in passing yards (277.2 per game), ninth in passing touchdowns (86), ninth in passer rating (93.9), 10th in points (24.0 per game) and 10th in total yardage (363.5 per game), while posting the second-fewest penalties (243) and penalty yards (2,043), seventh-fewest turnovers (69) and the ninth-lowest interception percentage (2.4) in the league. Koetter was part of the Falcons staff that went 13-3 in 2012 and played in the NFC Championship Game.

Under Koetter, Falcons quarterback Matt Ryan posted the three of the four highest passing yardage seasons in franchise history, as well as three of the five highest completion percentage seasons. In 2012, Ryan set franchise records and personal bests in passing yards (4,719), completion percentage (68.6) and passing touchdowns (32), while recording the second-highest passer rating mark in Falcons history (99.1). Atlanta wide receivers also flourished under Koetter, with Julio Jones setting a franchise record and ranking third in the NFL in receiving yards in 2014 with 1,593 yards. In those three seasons, the Falcons had a different player lead the team in receiving yards each season (Roddy White, 2012; Harry Douglas, 2013; Jones, 2014).

While Koetter was in charge of the Falcons' offense, he coached three players to Pro Bowl appearances (Julio Jones, 2012, 2014; Tony Gonzalez, 2012-13; Matt Ryan, 2012), with Gonzalez earning first-team All-Pro honors in 2012. In his first season with Koetter in 2012, Gonzalez set a franchise record for receiving yards by a tight end, recording 93 catches for 930 yards – the most he had recorded in either category since 2008. That same season, Jones and White combined for 2,549 receiving yards, the most by a duo in the NFL.

Prior to joining the Falcons, Koetter spent five seasons as the offensive coordinator of the Jacksonville Jaguars (2007-11). In his five years with the Jaguars, the team cumulatively ranked third in the NFL in rushing yards (132.0 per game) and sixth in rushing average (4.41). Koetter's Jacksonville offenses also showed a penchant for taking care of the football, tallying the seventh-fewest turnovers in the league during that time.

DIRK KOETTER

Koetter had immediate success in Jacksonville, with his 2007 team setting franchise records in points (25.7 per game, sixth in the NFL) and total offense (357 yards per game, seventh in the NFL). In his first season as the starter, quarterback David Garrard ranked third in the NFL and set a franchise record in passer rating (102.2), throwing a league-low three interceptions, while leading the team to a Wild Card playoff berth and a win over the Pittsburgh Steelers. In 2008, Garrard threw for a career-best 3,620 yards and in 2010 he tossed 23 touchdowns, a career high and a franchise record.

While with the Jaguars, Koetter coached four different players to six Pro Bowl selections, including running back Maurice Jones-Drew, who earned three trips to the Pro Bowl and led the NFL in rushing in 2010 en route to earning an All-Pro selection. Koetter also helped tight end Mercedes Lewis earn a Pro Bowl berth following the 2010 season, when Lewis caught 10 touchdown passes, then tied for the most in a season in Jaguars history.

Before joining the Jaguars, Koetter spent 22 years at the collegiate level, the final six as the head coach at Arizona State (2001-06). In his six seasons with the Sun Devils, Koetter led the team to four bowl games, posting a 40-34 record. Working as both the head coach and offensive coordinator, he helped Arizona State average nearly 30 points per game over six seasons, while ranking in the top 20 in the nation in passing offense in five of his six years. In addition, five of the six Sun Devil teams during Koetter's tenure produced a 1,000-yard receiver and quarterbacks that threw for 20 or more touchdowns in five of six seasons.

Koetter's first head coaching opportunity came at Boise State, where he spent three seasons (1998-2000), finishing with a 26-10 record and two consecutive bowl wins. He was a two-time Big West Coach of the Year and two-time conference champion.

A native of Pocatello, Idaho, Koetter played collegiately at Idaho State (1978-81), helping his team to a Division I-AA national championship as a senior. He graduated with a bachelor's degree in physical education and earned a master's in athletic administration a year later. After getting his master's, he became the head coach at Highland (Idaho) High School, where he worked from 1983-84, going 19-4 and winning the 1984 state championship.

In 1985, Koetter worked as the offensive coordinator at San Francisco State and from 1986-88 was the offensive coordinator and quarterbacks coach at the University of Texas El-Paso. He then served as offensive coordinator/quarterbacks coach at Missouri from 1989-93 and offensive coordinator at Boston College (1994-95) and Oregon (1996-97).

Koetter, 57, and his wife, Kim, have two daughters, Kaylee and Kendra, and two sons, Derek and Davis.

DIRK KOETTER COACHING CAPSULE

Coaching Years in NFL: 10th year (1st as Head Coach)

Buccaneers Head Coach: 1st year

Regular Season Record: 7-5 (.583)

Postseason Record: 0-0 (N/A)

ASSISTANT COACHES

OFFENSE



Offensive Coordinator/Wide Receivers Coach **Todd Monken**

- **Experience:** 5th Year NFL, 1st Year Buccaneers
- **Notes:** Tampa Bay totaled 442 yards of offense in a win at Kansas City (11/20), the team's third game with at least 400 yards this season.
- **Gameday Location:** Field



Quarterbacks Coach **Mike Bajakian**

- **Experience:** 5th Year NFL, 2nd Year Buccaneers
- **Notes:** QB Jameis Winston has thrown 23 touchdown passes this season, the eighth-most in the NFL and tied for the fourth-most in team history.
- **Gameday Location:** Field



Assistant Offensive Line **Butch Barry**

- **Experience:** 2nd Year NFL, 2nd Year Buccaneers
- **Notes:** Helps coach a unit that has allowed only two sacks in the last three games.
- **Gameday Location:** Coaching Booth



Tight Ends Coach **Jon Embree**

- **Experience:** 8th Year NFL, 3rd Year Buccaneers
- **Notes:** TE Cameron Brate has six touchdown receptions this season, tied for the most in the NFL by a tight end and tied for the third-most ever by a Buccaneers tight end.
- **Gameday Location:** Field



Running Backs Coach **Tim Spencer**

- **Experience:** 12th Year NFL, 3rd Year Buccaneers
- **Notes:** At San Diego, RB Doug Martin scored his 22nd career rushing touchdown, passing Reggie Cobb for the fourth-most rushing touchdowns in team history.
- **Gameday Location:** Field



Offensive Quality Control **Ben Steele**


- **Experience:** 4th Year NFL, 3rd Year Buccaneers
- **Notes:** Helps coach an offense that is averaging 381.1 yards per game since the start of Week 7, the eighth-most in the NFL during that time.
- **Gameday Location:** Coaching Booth

OFFENSE (CONT.)



Run Game Coordinator/Offensive Line Coach **George Warhop**

- **Experience:** 21st Year NFL, 3rd Year Buccaneers
- **Notes:** Coached a unit that did not allow a sack against Seattle, who entered the game with the league lead.
- **Gameday Location:** Field



Asst. Wide Receivers Coach/Game Management **Andrew Weidinger**


- **Experience:** 10th Year NFL, 2nd Year Buccaneers
- **Notes:** WR Mike Evans ranks in the top five in the NFL in receptions (76), receiving yards (1,058) and receiving touchdowns (10).
- **Gameday Location:** Coaching Booth

DEFENSE



Defensive Coordinator **Mike Smith**

- **Experience:** 17th Year NFL, 1st Year Buccaneers
- **Notes:** Since the start of Week 5, Tampa Bay has the most takeaways in the NFL, with 20, including 10 fumble recoveries, the most in the league.
- **Gameday Location:** Coaching Booth



Defensive Quality Control **Dave Borgonzi**

- **Experience:** 6th Year NFL, 3rd Year Buccaneers
- **Notes:** Assists a Buccaneers' defense that is holding opponents to a 34.5 percent third-down conversion rate, the third-lowest in the NFL
- **Gameday Location:** Coaching Booth



Linebackers Coach **Mark Duffner**

- **Experience:** 20th Year NFL, 1st Year Buccaneers
- **Notes:** LB Lavonte David recorded his second career interception for a touchdown in a win over San Diego.
- **Gameday Location:** Field



Defensive Line Coach **Jay Hayes**

- **Experience:** 18th Year NFL, 1st Year Buccaneers
- **Notes:** Tampa Bay notched six sacks against Seattle, a season-high, with five sacks coming from the defensive line.
- **Gameday Location:** Field

ASSISTANT COACHES (CONT.)

DEFENSE (CONT.)



Secondary Coach **Jon Hoke**

- **Experience:** 14th Year NFL, 1st Year Buccaneers
- **Notes:** Tampa Bay held Seattle to 118 net yards passing, including one net passing yard in the first half.
- **Gameday Location:** Field



Defensive Backs Coach **Brett Maxie**

- **Experience:** 16th Year NFL, 1st Year Buccaneers
- **Notes:** S Keith Tandy recorded an interception on San Diego's final drive of the game, helping clinching the win for Tampa Bay.
- **Gameday Location:** Coaching Booth



Assistant Defensive Line Coach **Paul Spicer**

- **Experience:** 4th Year NFL, 2nd Year Buccaneers
- **Notes:** DT Gerald McCoy has 7.0 sacks this season, the most among defensive tackles.
- **Gameday Location:** Coaches Booth

SPECIAL TEAMS



Special Teams Coordinator **Nate Kaczor**

- **Experience:** 9th Year NFL, 1st Year Buccaneers
- **Notes:** P Bryan Anger had four punts against Seattle, with all four pinning the Seahawks inside their own 15-yard line.
- **Gameday Location:** Field



Assistant Special Teams Coach **Carlos Polk**

- **Experience:** 7th Year NFL, 3rd Year Buccaneers
- **Notes:** P Bryan Anger has the sixth-most punts inside the 20 (26) and has the sixth-best net punting average (42.1) in the NFL this season.
- **Gameday Location:** Field

ACTIVE ROSTER BREAKDOWN

Oldest Buccaneer: LB Daryl Smith, 34, born 3/14/1982
Youngest Buccaneer: CB Vernon Hargreaves III, 21, born 1/6/1994
Tallest Buccaneer: T Demar Dotson, 6-9
Shortest Buccaneers: RB Jacquizz Rodgers, 5-6
Heaviest Buccaneer: DT Sealver Siliga, 345
Lightest Buccaneer: CB Javien Elliot, 176
Most Seasons as a Buccaneer: T Demar Dotson, 8, joined in 2009
Most NFL Seasons: 13: LB Daryl Smith

Former First-Round Picks: 7, R. Ayers (18th) G. Cherilus (17th), M. Evans (7th), V. Hargreaves III (11th), D. Martin (31st), G. McCoy (3rd), J. Winston (1st)

Former Pro Bowlers: 6: B. Grimes, L. David, D. Martin, G. McCoy, A. Verner, J. Winston

Buccaneers with SB Exp.: 4:
 R. Ayers (XLIX w/DEN); C. McDonald (XLVIII w/SEA); S. Siliga (XLIX w/NE); E. Smith (XLV w/GB)

College With Most Buccaneers: Florida State
 K Roberto Aguayo, CB Javien Elliott & QB Jameis Winston

Conference With Most Buccaneers: SEC, nine:
 RB Peyton Barber & DL DaVonte Lambert (Auburn)
 CB Vernon Hargreaves III & S Major Wright (Florida)
 LB Kwon Alexander & WR Russell Shepard (LSU)
 DE Robert Ayers Jr. & TE Luke Stocker (Tennessee)
 WR Mike Evans (Texas A&M)

Buccaneers not from Division I: 5
 CB Brent Grimes (Shippensburg); G Ali Marpet (Hobart); WR Freddie Martino (North Greenville); WR Cecil Shorts III (Mount Union); T Leonard Wester (Missouri Western)

State that produced most Buccaneers: Florida, 9
 K Roberto Aguayo (Mascotte), LB Lavonte David (Miami), CB Javien Elliott (Panama City), LB Adarius Glanton (Bartow), CB Vernon Hargreaves III (Tampa), G Kevin Pamphile (Miami), CB Josh Robinson (Sunrise), DT Akeem Spence (Fort Walton Beach), S Major Wright (Miramar)

TEAM CAPTAINS

Offense

Jameis Winston (1st year)
 Vincent Jackson (5th year)

Defense

Lavonte David (3rd year)
 Gerald McCoy (5th year)

Special Teams

Russell Shepard (2nd year)

SEAN PAYTON



Since he was hired as head coach of the New Orleans Saints in 2006, Sean Payton has established himself as one of the most successful coaches in the NFL. Since coming to New Orleans, Payton has led the Saints to five playoff berths, three NFC South division titles and the franchise's first World Championship with a 31-17 win over the Indianapolis Colts in Super Bowl XLIV.

Following the 1993 season, Payton moved to Miami (Ohio) (1994-95) where he was quarterbacks coach. He spent 1996 as quarterbacks coach at Illinois before entering the NFL with Philadelphia.

Payton earned a bachelor's degree in communications at Eastern Illinois, where as a quarterback he had 10,665 passing yards, then the third-highest total in NCAA Division I-AA history. The three-time AP All-American selection had professional stints with Chicago of the Arena Football League, Ottawa of the Canadian Football League and the Chicago Bears in 1987. Payton was inducted into the Eastern Illinois Hall of Fame in September of 2000 and had his jersey retired in a ceremony in September of 2010. He received an honorary doctorate from his alma mater in 2013.

Entering 2016, Payton had a 93-61 overall record (.604), including a 6-4 postseason mark (.600) after the franchise had won only one playoff game prior to his arrival. Throughout his tenure, Payton holds the franchise's top winning percentage (.604) for a head coach and ranks seventh among current NFL head coaches (min. 50 games).

Payton was born Dec. 29, 1963 in San Mateo, Calif., and raised in Naperville, Ill., Payton has a daughter, Meghan and a son, Connor.

Payton is one of just seven active coaches to lead a team to a Super Bowl victory. The others are New England's Bill Belichick, Seattle's Pete Carroll, Baltimore's John Harbaugh, Denver's Gary Kubiak, Green Bay's Mike McCarthy and Pittsburgh's Mike Tomlin.

SEAN PAYTON COACHING CAPSULE

Coaching Years in NFL: 19th year (10th as Head Coach)
 Saints Head Coach: 10th year
 Regular Season Record: 92-64 (.590)
 Postseason Record: 6-4 (.600)

Payton has presided over the NFL's most prolific offense since his arrival, leading the league in net yards per game in 2006, 2008, 2009, 2011 and 2014 and finishing first in scoring in 2008 and 2009.

NEW ORLEANS ASSISTANT COACHES

Offensive Coordinator	Pete Carmichael
Asst. Head Coach/Tight Ends	Dan Campbell
Offensive Assistant.....	Ronald Curry
Quarterbacks	Joe Lombardi
Wide Receivers	John Morton
Offensive Assistant.....	Brendan Nugent
Offensive Line.....	Dan Roushar
Running Backs	Joel Thomas
Defensive Coordinator	Dennis Allen
Senior Defensive Assistant	Peter Giunta
Secondary	Aaron Glenn
Defensive Line.....	Bill Johnson
Defensive Assistant.....	Marcus Ungaro
Asst. Head Coach/Linebackers	Joe Vitt
Defensive Assistant/Linebackers.....	James Willis
Pass Rush Specialist.....	Brian Young
Special Teams Coordinator	Greg McMahon
Asst. Special Teams	Stan Kwan
Head Strength & Conditioning	Dan Dalrymple
Asst. Strength & Conditioning.....	Charley Byrd
Asst. Strength & Conditioning.....	Rob Wenning
Director of Coaching Administration.....	Jason Mitchell

Payton was hired as the 14th head coach in Saints history on Jan. 18, 2006 after serving as a member of the Dallas Cowboys coaching staff from 2003-05 under 2013 Pro Football Hall of Fame inductee Bill Parcells. Prior to his final season with the Cowboys, Payton was promoted to assistant head coach/passing game coordinator and was responsible for the team's play-calling after serving as assistant head coach/quarterbacks from 2003-04.

Payton went to Dallas following four years with the New York Giants (1999-2002), the last three as offensive coordinator after spending his first season as quarterbacks coach.

Payton wrapped two coaching stints at San Diego State University (1988-89 and 1992-93) around a stop at Indiana State (1990-91). During his second stretch with the Aztecs, Payton was running backs coach, working with Heisman Trophy runner-up Marshall Faulk before becoming quarterbacks coach.

KOETTER/PAYTON MATCH-UP

- Head Coach **Dirk Koetter** is facing the New Orleans Saints and Head Coach **Sean Payton** for the first time.

- Payton is 11-7 all-time against the Buccaneers.

JASON LIGHT

Jason Licht was named the fifth general manager of the Tampa Bay Buccaneers on January 21, 2014. Now in his 20th NFL season, including one as a coach, Licht has had a proven track record of success. Since joining the Miami Dolphins front office in 1995, teams that Licht has been a part of have won over 53 percent of their games, including eight seasons with double-digit victories, while making nine playoff appearances and winning eight division titles, four conference championships and one Super Bowl title. Below is a breakdown of Licht's Year-by-Year record as a personnel member/coach.

JASON LIGHT - YEAR-BY-YEAR RECORD AS PERSONNEL MEMBER/COACH

Year	Team	W	Pct.	Playoffs	Pct.	Result
1995	Miami	9-7	.563	0-1	0.00	3rd in AFC East, Reached Wild Card Playoffs
1996*	Miami	8-8	.500	0-0	-	4th in AFC East
1998	Carolina	4-12	.250	0-0	-	4th in NFC West
1999	New England	8-8	.500	0-0	-	5th in AFC East
2000	New England	5-11	.313	0-0	-	5th in AFC East
2001	New England	11-5	.688	3-0	1.000	1st in AFC East, Won SB XXXVI
2002	New England	9-7	.563	0-0	-	2nd in AFC East
2003	Philadelphia	12-4	.750	1-1	.500	1st in NFC East, Reached Conference Championship
2004	Philadelphia	13-3	.813	2-1	.666	1st in NFC East, Reached Super Bowl XXIX
2005	Philadelphia	6-10	.375	0-0	-	4th in NFC East
2006	Philadelphia	10-6	.625	1-1	.500	1st in NFC East, Reached Divisional Playoffs
2007	Philadelphia	8-8	.500	0-0	-	4th NFC East
2008	Arizona	9-7	.563	3-1	.750	1st in NFC West, Reached Super Bowl XLIII
2009	New England	10-6	.625	0-1	.000	2nd in AFC East, Reached Wild Card Playoffs
2010	New England	14-2	.875	0-1	.000	1st in AFC East, Reached Divisional Playoffs
2011	New England	13-3	.813	2-1	.666	1st in AFC East, Reached Super Bowl XLVI
2012	Arizona	5-11	.313	0-0	-	4th in NFC West
2013	Arizona	10-6	.625	0-0	-	3rd in NFC West
2014	Tampa Bay	2-14	.125	0-0	-	4th NFC South
2015	Tampa Bay	6-10	.400	0-0	-	4th NFC South
2016	Tampa Bay	7-5	.545	0-0	-	
TOTALS		179-153	.539	12-8	.600	9 playoff appearances, 7 Division Championships 4 Conference Championships, 1 Super Bowl Championship

*Licht worked as an offensive assistant/quality control coach for Miami this season.


NOTABLE PLAYERS DRAFTED WITH LIGHT

Below is a list of players who have earned postseason honors after being drafted by a team that Licht worked for:


Name, Pos.	Drafted	Team	Notes
Damien Woody, OL	1999 (1st Rd., 17th overall)	New England Patriots	2002 Pro Bowl, 2x SB Champion (XXXVI, XXXVIII)
Kevin Faulk, RB	1999 (2nd Rd., 46th overall)	New England Patriots	Patriots All-2000s Team, 50th Anniversary Team
Tom Brady, QB	2000 (6th Rd., 199th overall)	New England Patriots	2x NFL MVP, 3x Super Bowl MVP
Richard Seymour, DE	2001 (1st Rd., sixth overall)	New England Patriots	NFL 2000s All-Decade Team, 7x Pro Bowl, 5x All-Pro
Matt Light, T	2001 (2nd Rd., 48th overall)	New England Patriots	3x Pro Bowl, All-Pro (2001)
Deion Branch, WR	2002 (2nd Rd., 65th overall)	New England Patriots	Super Bowl XXXIX MVP
Shawn Andrews, G	2004 (1st Rd., 16th overall)	Philadelphia Eagles	Eagles 75th Anniversary Team, 3x Pro Bowl, 2x All-Pro
Trent Cole, DE	2005 (5th Rd., 146th overall)	Philadelphia Eagles	2x Pro Bowl, All-Pro (2009), 2x Top 100 Player Choice
Stewart Bradley, LB	2007 (3rd Rd., 87th overall)	Philadelphia Eagles	SI All-Pro, (2008)
DeSean Jackson, WR	2008 (2nd Rd., 49th overall)	Philadelphia Eagles	3x Pro Bowl, PFWA All-NFC & 2nd-Team All-Pro (2009)
Julian Edelman, WR	2009 (7th Rd., 232nd overall)	New England Patriots	SB Champion (XLIX), #91 on Top 100 Players (2015)
Devin McCourty, DB	2010 (1st Rd., 27th overall)	New England Patriots	SB Champion (XLIX), 2x All-Pro, Pro Bowl (2010)
Rob Gronkowski, TE	2010 (2nd Rd., 42nd overall)	New England Patriots	SB Champion (XLIX), 4x Pro Bowl, 4x All-Pro
Nate Solder, T	2011 (1st Rd., 17th overall)	New England Patriots	SB Champion (XLIX), 2011 All-Rookie Selection
Chandler Jones, DE	2012 (1st Rd., 21st overall)	New England Patriots	SB Champion (XLIX), Pro Bowl (2015)
Tyrann Mathieu, DB	2013 (3rd Rd., 69th overall)	Arizona Cardinals	All-Pro & Pro Bowl (2015), PFWA All-Rookie Selection
Mike Evans, WR	2014 (1st Rd., seventh overall)	Tampa Bay Buccaneers	PFWA All-Rookie Selection, NFC POW
Jameis Winston, QB	2015 (1st Rd., first overall)	Tampa Bay Buccaneers	Pro Bowl (2016), PFWA All-Rookie Selection
Donovan Smith, T	2015 (2nd Rd., 34th overall)	Tampa Bay Buccaneers	PFWA All-Rookie Selection
Ali Marpet, G	2015 (2nd Rd., 61st overall)	Tampa Bay Buccaneers	PFWA All-Rookie Selection
Kwon Alexander, LB	2015 (4th Rd., 124th overall)	Tampa Bay Buccaneers	PFWA All-Rookie Selection

NEW FREE AGENTS ON THE 2016 TAMPA BAY BUCCANEERS


2016 NOTABLE FREE AGENTS



DE **Robert Ayers Jr.** comes to Tampa Bay after spending the previous two seasons with the New York Giants (2014-15). In 2015, Ayers set career highs in sacks (9.5), tackles for loss (11) and forced fumbles (2). His team-leading 9.5 sacks in 2015 are the most by any player that entered free agency this offseason and his 22 quarterback hits were the 12th-most in the league last season. Ayers recorded at least one sack in each of the final five games, with his 7.5 sacks in Weeks 13-17 standing as the second-most in the league during that time. He has been one of Pro Football Focus' top six 4-3 defensive ends each of the past two seasons. Originally a first-round selection by the Denver Broncos in 2009, he spent his first five seasons with Denver (2009-13). In his seven-year career, Ayers has played in 96 regular season games, with 39 starts, totaling 204 tackles, 41 tackles for loss, 26.5 sacks, 11 passes defended, six forced fumbles and three fumble recoveries. He has also played in six career postseason contests, with one start, notching nine tackles, three tackles for loss and 3.0 sacks.



CB **Brent Grimes** joins the Buccaneers after three seasons with the Miami Dolphins (2013-15). Prior to his time with Miami, Grimes spent six seasons with Atlanta (2007-12) where current Buccaneers defensive coordinator Mike Smith served as the Falcon's head coach from 2008-12. In his nine-year career, Grimes has 90-of-106 regular season games he has played in, totaling 401 tackles, 99 passes defended, 26 interceptions (357 return yards, two touchdowns), two forced fumbles and one fumble recovery. A four-time Pro Bowl selection (2010, 2013-15) and a 2014 Second-Team Associated Press All-Pro, Grimes' 26 interceptions are tied for the seventh-most among active players. Since joining Miami in 2013, Grimes has totaled 13 interceptions, tied for the fourth-most in the league during that time. A two-time Defensive Player of the Week (NFC Week 15, 2010; AFC Week 9, 2014), Grimes was named the NFL Alumni Defensive Back of the Year following the 2011 season.



LB **Daryl Smith** comes to Tampa Bay after three seasons with the Baltimore Ravens (2013-15). He originally entered the league as a second-round selection (39th overall) of the Jacksonville Jaguars in the 2004 NFL Draft, spending his first nine seasons with Jacksonville (2004-12). In his 12-year career, Smith has started 172-of-174 regular season games played, totaling 1,046 tackles, 68 passes defended, 30.5 sacks, 13 forced fumbles, 11 interceptions (87 return yards, one touchdown) and six fumble recoveries (82 return yards, one touchdown). He has also started all five postseason contests he has appeared in, notching 43 tackles, two forced fumbles, one pass defended, one sack and one interception. Since joining Baltimore in 2013, Smith ranks fifth in the NFL in total tackles (371) and his 29 passes defended are tied for the most by a linebacker during that span. Smith and Buccaneers linebacker Lavonte David are the only two players to total at least 5.0 sacks, five interceptions, four forced fumbles and 25 passes defended over the past three seasons. Smith ranks fourth among active players in total tackles and is one of only four active players to record at least 30 sacks and 10 interceptions (Karlos Dansby, Julius Peppers, Lawrence Timmons). His 68 passes defended are the fourth-most by a linebacker since entering the league in 2004 and are the second-most by an active linebacker.

2016 TAMPA BAY BUCCANEERS DRAFT CLASS


2016 DRAFT PICKS



CB **Vernon Hargreaves III** was chosen 11th overall out of the University of Florida, where he started 35-of-37 career games, totaling 121 tackles, three tackles for loss, 28 passes defensed, nine interceptions (returned 191 yards), two fumble recoveries and one forced fumble. He was named a unanimous All-American after his junior season, while earning first-team All-SEC all three seasons he played, including unanimous selections following both his junior and sophomore campaigns. The Tampa native was one of three finalists for the Jim Thorpe Award in 2015, given annually to the best defensive back in college football, and was a semifinalist for the Chuck Bednarik Award in both 2014 and 2015, presented annually to the best defensive player in the country.



DE **Noah Spence** was chosen 39th overall out of Eastern Kentucky, where he spent his redshirt junior season (2015), totaling 63 tackles, 22.5 tackles for loss, 11.5 sacks, three forced fumbles and two fumble recoveries. In his one season at Eastern Kentucky, the Harrisburg, Pennsylvania native was named an FCS All-American by the Associated Press, STATA, Walter Camp Foundation and College Sporting News, while being chosen as the FCS National Defensive Performer of the Year by the College Football Performance Awards. Prior to his time at Eastern Kentucky, Spence played two seasons at Ohio State (2012-13), earning first-team All-Big Ten honors from the league's media and second-team honors from the league's coaches as a sophomore, when he posted 14.5 tackles for loss and 8.0 sacks.



K **Roberto Aguayo** was selected 59th overall out of Florida State, where he finished his career as the most accurate kicker in NCAA history, connecting on 267-of-276 kicks attempted (.9673 conversion rate), surpassing the previous record of .9667, set by former Nebraska kicker Alex Henery. Aguayo earned first-team All-American honors all three seasons he played, joining Deion Sanders as the only two players in school history to do so. The Mascotte, Florida native won the Lou Groza Award as a redshirt freshman in 2013, was a finalist in 2014 and a semifinalist in 2015.



DB **Ryan Smith** was chosen in the fourth round (108th overall) out of North Carolina Central, where he started 42-of-45 career games, totaling 263 tackles, seven tackles for loss, 31 passes defensed, eight fumble recoveries, seven interceptions, one forced fumble and one blocked kick. He also returned 14 kickoffs for 394 yards and one touchdown. A native of Upper Marlboro, Maryland, Smith set North Carolina Central records in both solo tackles (168) and kickoff return average (28.1).



OL **Caleb Benenoch** was selected in the fifth round (148th overall) from UCLA, where he started the final 35 games of his collegiate career, spending time at both tackle and guard. In 2015, the Katy, Texas native was part of an offensive line that surrendered just 14 sacks, the second-lowest total in school history. He earned honorable mention All-Pac-12 status as a sophomore (2014), after helping block for running back Paul Perkins, who led the league in rushing and recorded the second-highest single-season rushing total in school history.



LB **Devante Bond** was chosen 183rd overall out of the University of Oklahoma, where he played two seasons (2015-15), appearing in 21 games, with eight starts, notching 72 tackles, 11 tackles for loss, 3.0 sacks, two passes defensed, one forced fumble and one fumble recovery, to go along with two blocked kicks. Prior to his time at Oklahoma, the Sacramento, California native played at Sierra Community College for two seasons, tallying 77 tackles, 27.0 tackles for loss, four passes defensed and three fumble recoveries.

2015 NFL DRAFT SELECTIONS (7)

RD.	NO.	PLAYER	POS.	HT.	WT.	COLLEGE
1	11	Vernon Hargreaves III	CB	5-10	204	Florida
2	39	Noah Spence	DE	6-2	251	Eastern Ky.
2	59	Roberto Aguayo	K	6-0	207	Florida State
4	108	Ryan Smith	DB	5-11	189	N.C. Central
5	148	Caleb Benenoch	OL	6-5	305	UCLA
6	183	Devante Bond*	LB	6-1	236	Oklahoma

* Injured Reserve

HONOR ROLL

Below is a look at awards and honors Buccaneers players received for the 2015 & 2016 seasons.

K ROBERTO AGUAYO

- **Castrol EDGE Clutch Performer Of The Week (Week 5 at CAR, 2016)** - Kicked a game-winning 38-yard field goal at Carolina on Monday Night Football.
- **NFC Special Teams Player of the Week (Week 11 at KC, 2016)** - Connected on all four of his field goal attempts and his lone extra point attempt in the Buccaneers' 19-17 victory at Kansas City, snapping a 10-game home winning streak for the Chiefs. Aguayo's 13 points and four made field goals were the most of any kicker in Week 11.

LB KWON ALEXANDER

- **2015 ESPN.com & PFWA All-Rookie Team** - Started 12 games, totaling 93 tackles (six tackles for loss), with nine passes defended, 3.0 sacks, two interceptions, two forced fumbles and one fumble recovery.
- **NFC Defensive Player of the Week (Week 8 at ATL, 2015)** - Had a game-high 11 tackles, one interception, a forced fumble and a fumble recovery. His two takeaways helped set up 10 points for Tampa Bay. He is the first Buccaneers player to record an interception, forced fumble and fumble recovery in the same game since former S John Lynch (1996). He is the first rookie linebacker to do so since DeMeco Ryans (2006).
- **Pepsi Rookie Of The Week (Week 8 at ATL, 2015)**
- **Pepsi Rookie Of The Week (Week 3 at HOU, 2015)** - Totaled 10 tackles, with one for loss, two passes defended and one interception.

LB LAVONTE DAVID

- **2015 Pro Bowl Selection; PFWA All-NFC Team** - Started 16 games, totaling 147 tackles (10 tackles for loss), with 13 passes defended, 3.0 sacks, three interceptions (19 yards, one touchdown), two forced fumbles and two fumble recoveries.
- **NFC Defensive Player of the Week (Week 11 at PHI, 2015)** - Had two interceptions - including a 20-yard touchdowns - and six tackles. His two interceptions are tied for the most by a Buccaneers linebacker in a game.

WR MIKE EVANS

- **Pro Football Focus Team of the Week (Week 7 at WAS, 2015)** - Caught a career-high eight passes for 164 yards, including a 40-yard touchdown.

G ALI MARPET

- **2015 ESPN.com & PFWA All-Rookie Team**
- **Pro Football Focus Team of the Week (Week 7 at WAS, 2015)** - Blocked for Tampa Bay's 117 rushing yards and was given a grade of +6.5, the highest single-game mark given to a guard in 2015.

RB DOUG MARTIN

- **2015 AP All-Pro Selection; Pro Bowl Selection; PFWA All-NFL; All-NFC Team; PFF All-Pro Team** - Rushed 288 times for 1,402 yards (4.87 avg.) with six touchdowns, while catching 33 passes for 271 yards and one touchdown.

RB DOUG MARTIN (CONT.)

- **FedEx Ground Player of the Week (Week 5 vs. JAC, 2015)** - Rushed 24 times for 123 yards (5.1 avg.) with two touchdowns, while catching three passes for 35 yards and one touchdown. Joined RB Bobby Rainey as the only players in franchise history with at least two rushing touchdowns and one receiving touchdown in the same game.
- **Pro Football Focus Team of the Week (Week 5 vs. JAC, 2015)**
- **FedEx Ground Player of the Week (Week 11 at PHI, 2015)** - Rushed 27 times for 235 yards (8.7 avg.). His 235 rushing yards are the most in the NFL this season. 235 yards stand as the 20th-most in a single game. Notched an 84-yard run, the longest in team history.

DT GERALD MCCOY

- **2015 Pro Bowl Selection** - Started 15 games, totaling 34 tackles (eight tackles for loss), 8.5 sacks and one pass defended.

T DONOVAN SMITH

- **2015 ESPN.com, NFL.com & PFWA All-Rookie Team**

DE NOAH SPENCE

- **NFL Defensive Rookie of the Month (November 2016)** - Recorded 11 tackles, 2.5 sacks and two forced fumbles in November. Two forced fumbles were tied for second-most in NFL, while 2.5 were most among rookies.
- **Pepsi Rookie Of The Week (Week 12 vs. SEA, 2016)** - Totaled five tackles, 1.5 sacks and one forced fumble.

QB JAMEIS WINSTON

- **NFC Offensive Player of the Week & FedEx Air Player of the Week (Week 1, 2016)** - Completed 23-of-32 passes (71.9 pct.) for 281 yards and four touchdowns, for a passer rating of 125.1. Ranked third in the league in Week 1 in passer rating, fifth in completion percentage and tied for the NFL lead in passing touchdowns.
- **2015 Pro Bowl Selection** - Completed 312-of-535 passes for 4,042 yards and 22 touchdowns, with six rushing touchdowns.
- **2015 Pepsi Rookie of the Year**
- **2015 ESPN.com, NFL.com & PFWA All-Rookie Team**
- **NFL Offensive Rookie of the Month (November 2015)** - Completed 95-of-169 passes for 1,179 yards with seven touchdowns, while adding 78 rushing yards and three rushing touchdowns. His 10 total touchdowns tied for the seventh-most in the NFL for the month.
- **Pepsi Rookie Of The Week (Week 2 at NO, 2015)** - Completed 14-of-21 passes for 207 yards with one touchdown for a 114.6 passer rating, while also adding a rushing touchdown. His 114.6 passer rating is the fifth-highest by a rookie in franchise history.
- **Pepsi Rookie Of The Week (Week 5 vs. JAC, 2015)** - Completed 13-of-19 passes for 209 yards and one touchdown for a passer rating of 122.5. His 122.5 passer rating is the fourth-highest by a rookie in team history.
- **FedEx Air Player of the Week & Pepsi Rookie Of The Week (Week 11 at PHI, 2015)** - Completed 19-of-29 passes (65.5 pct.) for 246 yards and five touchdowns for a passer rating of 131.6. Became the first rookie since 1937 to throw five touchdowns and zero interceptions in a game and his five touchdowns tie a rookie NFL record, as well as a franchise record.
- **Castrol EDGE Clutch Performer of the Week (Week 13 vs. ATL, 2015)** - Led a 12-play, 80-yard drive to win the game, including a 20-yard run on third-and-19.

OFFENSIVE FIREPOWER

Despite having a rookie quarterback and two rookie offensive linemen, the Buccaneers had one of the top offenses in the NFL last season, ranking fifth in the league in yards gained.

2015 NFL YARDS PER GAME LEADERS

Rank	Team	GP	Yds.	Yds./Gm.
1.	Arizona Cardinals	16	6,533	408.3
2.	New Orleans Saints	16	6,461	403.8
3.	Pittsburgh Steelers	16	6,327	395.4
4.	Seattle Seahawks	16	6,058	378.6
5.	Tampa Bay Buccaneers	16	6,014	375.9

Tampa Bay's fifth-placed finish is the highest that the team has ever ranked in total offense.

The Buccaneers had two games of 500+ yards this season, making them one of five NFL teams to eclipse the 500-yard mark in multiple games (also Pittsburgh, three times; Denver, New Orleans and N.Y. Giants twice).

GROUND AND POUND

RBs Doug Martin and Charles Sims combined to help the Buccaneers be one of the premier rushing teams in the NFL last year, with Tampa Bay ranking fifth in rushing yards per game, and second in the NFL in rushing average.

2015 NFL RUSHING YARDS PER GAME LEADERS

Rank	Team	GP	Rush Yds.	Yds./Gm.
1.	Buffalo Bills	16	2,432	152.0
2.	Carolina Panthers	16	2,282	142.6
3.	Seattle Seahawks	16	2,268	141.8
4.	Minnesota Vikings	16	2,211	138.2
5.	Tampa Bay Buccaneers	16	2,162	135.1

2015 NFL RUSHING AVERAGE LEADERS

Rank	Team	Att.	Rush Yds.	Avg.
1.	Buffalo Bills	509	2,432	4.78
2.	Tampa Bay Buccaneers	455	2,162	4.75
3.	Kansas City Chiefs	436	2,044	4.69
4.	Minnesota Vikings	474	2,211	4.66
5.	Dallas Cowboys	408	1,890	4.63

MARTIN & SIMS

Martin and Sims combined for the most scrimmage yards by a Buccaneers running back duo in a single season in team history. They are only the second duo to each eclipse 1,000 yards from scrimmage in the same season in team history (Mike Alstott & Warrick Dunn, 1999).

MOST SCRIMMAGE YARDS BY A BUCCANEERS RB DUO

Year	Name	Yards	Name	Yards	Total
2015	D. Martin	1,673	C. Sims	1,090	2,763
1979	R. Bell	1,511	J. Eckwood	958	2,469
1999	W. Dunn	1,205	M. Alstott	1,188	2,393
1998	W. Dunn	1,370	M. Alstott	998	2,368
1997	W. Dunn	1,440	M. Alstott	843	2,283

CREATING BIG PLAYS

Part of Tampa Bay's success on offense in 2015 came from creating big plays. The Buccaneers had 77 plays of 20 or more yards, the fourth-most in the NFL. Their 20 runs of 20+ yards were the most in the NFL.

2015 NFL PLAYS OF 20+ YARDS

Team	Big Runs	Big Passes	Big Plays
1. Jacksonville Jaguars	8	72	80
2. Arizona Cardinals	12	66	78
3. New Orleans Saints	6	72	78
4. Tampa Bay Buccaneers	20	57	77
5. Pittsburgh Steelers	15	61	76

Tampa Bay's propensity for making big plays led to the Buccaneers ranking third in yards per play.

2015 NFL YARDS PER PLAY

Team	Plays	Yards	Yards/Play
1. Arizona Cardinals	1,041	6,533	6.28
2. Pittsburgh Steelers	1,011	6,327	6.26
3. Tampa Bay Buccaneers	1,017	6,014	5.91
4. New Orleans Saints	1,096	6,461	5.90
5. Seattle Seahawks	1,035	6,058	5.85

OFFENSE/DEFENSE

KEEP THE DRIVE ALIVE

In 2015, the Buccaneers went three-and-out on only 26 of their 176 drives, the third-lowest mark in the NFL.

2015 NFL FEWEST THREE-AND-OUT DRIVES

Team	Off. Poss.	3 & Out Drives	3 & Out Pct.
1. Arizona Cardinals	186	27	14.5
2. Minnesota Vikings	172	25	14.5
3. Tampa Bay Buccaneers	176	26	14.8
4. Pittsburgh Steelers	190	31	16.3
5. Atlanta Falcons	174	29	16.7

CONVERSION MACHINE

In the first three weeks of the season, the Tampa Bay Buccaneers struggled to convert third downs, going 9-for-40 on third down attempts (22.5 pct.), the second-lowest mark in the NFL.

After that game, the Buccaneers flipped the script, ranking as the fourth-best team in the league in converting third downs since Week 4, going 75-of-162 (46.3 pct.) on third down attempts.

2015 NFL THIRD DOWN CONVERSIONS - SINCE WEEK 4

Team	3rd. Conv.	3rd Att.	3rd Pct.
1. Seattle Seahawks	83	169	49.1
2. New Orleans Saints	83	174	47.7
3. Arizona Cardinals	77	166	46.4
4. Tampa Bay Buccaneers	75	162	46.3
5. Atlanta Falcons	83	182	45.6

MOVING THE CHAINS

In 2015, Vincent Jackson and Mike Evans were two of the most productive receivers in the NFL in moving the chains, ranking second and third in first down percentage, respectively.

2015 NFL LEADERS IN FIRST DOWN CATCH PERCENTAGE - Min. 32 Rec.

Player	1st Dn.	Rec	1st%
1. WR Dorial Green-Beckham (TEN)	30	32	93.8
2. WR Mike Evans (TB)	63	74	85.1
3. WR Vincent Jackson (TB)	28	33	84.8
4. WR Ted Ginn Jr. (CAR)	36	44	81.8
5. WR Kenny Britt (STL)	29	36	80.6

LIMITING BIG PLAYS

On the opposite end of the spectrum, one of the strengths of Tampa Bay's defense was limiting opposing big plays. The Buccaneers allowed only 49 plays of 20 or more yards, the second-fewest in the NFL. Their four 20+-yard runs allowed tied for fewest allowed in the league.

2015 NFL OPPONENT PLAYS OF 20+ YARDS

Team	Big Runs	Big Passes	Big Plays
1. Denver Broncos	5	41	46
2. Tampa Bay Buccaneers	4	45	49
3. Cincinnati Bengals	11	39	50
4. Seattle Seahawks	4	49	53
5. Minnesota Vikings	7	47	54

STOP THE RUSH

In 2015, Tampa Bay allowed second-lowest rushing average in the NFL and the third-lowest in team history.

2015 NFL OPPONENT RUSHING AVERAGE

Rank	Team	Opp. Rush	Opp. Rush Yds.	Avg.
1.	Denver Broncos	408	1,337	3.28
2.	Tampa Bay Buccaneers	466	1,606	3.45
3.	New York Jets	373	1,335	3.58
4.	Seattle Seahawks	362	1,304	3.60
5.	Jacksonville Jaguars	464	1,709	3.68

BUCCANEERS ALL-TIME OPPONENT RUSHING AVERAGE (Single Season)

Rank	Year	Opp. Rush	Opp. Rush Yds.	Avg.
1.	1988	478	1,551	3.24
2.	1978	595	2,049	3.44
2.	2015	466	1,606	3.45
4.	2005	438	1,515	3.46
5.	1979	539	1,873	3.47

FAMOUS JAMEIS

QB Jameis Winston was taken first overall by the Tampa Bay Buccaneers and played every offensive snap for the team in 2015. He distinguished himself as a standout, particularly when compared to other rookie quarterbacks in recent history.

JAMEIS VS. ROOKIE QBS

In 2015, Winston had a passer rating of 84.2, which stands as the ninth-highest mark by a rookie quarterback since the 1970 NFL/AFL Merger.

HIGHEST PASSER RATING BY A ROOKIE - (Since 1970, Min. 200 Att.)

Player	Att.	Cmp.	Yds	TD	INT	Rtg.
1. Robert Griffin III (WAS)	393	258	3,200	20	5	102.4
2. Russell Wilson (SEA)	393	252	3,118	26	10	101.5
3. Ben Roethlisberger (PIT)	295	196	2,621	17	11	98.1
4. Dan Marino (MIA)	296	173	2,210	20	6	96.0
5. Marcus Mariota (TEN)	370	230	2,818	19	10	91.5
6. Matt Ryan (ATL)	434	265	3,440	16	11	87.7
7. Teddy Bridgewater (MIN)	402	259	2,919	14	12	85.2
8. Cam Newton (CAR)	517	310	4,051	21	17	84.5
9. Jameis Winston (TB)	535	312	4,042	22	15	84.2
10. Mike Glennon (TB)	416	247	2,608	19	9	83.9

Winston's totals this past year placed him among the all-time NFL rookie leaders in both passing yards and passing touchdowns

NFL ROOKIE PASSING YARD LEADERS - (Since 1970)

Rank	Player (Team)	Year	Passing Yards
1.	Andrew Luck (IND)	2012	4,374
2.	Cam Newton (CAR)	2011	4,051
3.	Jameis Winston (TB)	2015	4,042
4.	Peyton Manning (IND)	1998	3,739
5.	Sam Bradford (STL)	2010	3,512
6.	Matt Ryan (ATL)	2008	3,440
7.	Andy Dalton (CIN)	2011	3,398
8.	Brandon Weeden (CLE)	2012	3,385
9.	Ryan Tannehill (MIA)	2012	3,294
10.	Derek Carr (OAK)	2014	3,270

NFL ROOKIE PASSING TOUCHDOWN LEADERS - (Since 1970)

Rank	Player (Team)	Year	Passing TD
1.	Peyton Manning (IND)	1998	26
1.	Russell Wilson (SEA)	2012	26
3.	Andrew Luck (IND)	2012	23
4.	Jameis Winston (TB)	2015	22
5.	Cam Newton (CAR)	2011	21
5.	Derek Carr (OAK)	2014	21
7.	Andy Dalton (CIN)	2011	20
7.	Robert Griffin III (WAS)	2012	20
7.	Dan Marino (MIA)	1983	20
10.	Marcus Mariota (TEN)	2015	19
10.	Mike Glennon (TB)	2013	19
10.	Jim Plunkett (NE)	1971	19

FAMOUS JAMEIS

JAMEIS IN BUCCANEERS HISTORY

Winston has distinguished himself as not only one of the top rookie quarterbacks in Buccaneers history, but among the best seasons in team history. His 4,042 passing yards are second-most in a single season and his 22 touchdown passes are tied for the fourth-most in a single season. Both are rookie franchise records.

MOST TOUCHDOWN PASSES BY BUCCANEERS ROOKIES

Player	Year	Att.	Cmp.	Yds	TD	INT	Rtg.
1. Jameis Winston	2015	535	312	4,042	22	15	84.2
2. Mike Glennon	2013	416	247	2,608	19	9	83.9
3. Josh Freeman	2009	290	158	1,855	10	18	59.8
4. Bruce Gradkowski	2006	328	177	1,661	9	9	65.9
5. Shaun King	1999	146	89	875	7	4	82.4
5. Doug Williams	1978	194	73	1,170	7	8	53.4

BUCCANEERS SINGLE SEASON PASSING YARD LEADERS

Rank	Player	Year	Passing Yards
1.	Josh Freeman	2012	4,065
2.	Jameis Winston	2015	4,042
3.	Brad Johnson	2003	3,811
4.	Josh Freeman	2011	3,592
5.	Doug Williams	1981	3,563
6.	Steve DeBerg	1984	3,554
7.	Josh Freeman	2010	3,451
8.	Brad Johnson	2001	3,406
9.	Doug Williams	1980	3,396
10.	Vinny Testaverde	1988	3,240

BUCCANEERS SINGLE SEASON PASSING TOUCHDOWN LEADERS

Rank	Player	Year	Passing TD
1.	Josh Freeman	2012	27
2.	Brad Johnson	2003	26
3.	Josh Freeman	2010	25
4.	Jameis Winston	2015	23
5.	Brad Johnson	2002	22
5.	Jameis Winston	2015	22
7.	Trent Dilfer	1997	21
7.	Trent Dilfer	1998	21
9.	Brian Griese	2004	20
9.	Vinny Testaverde	1989	20
9.	Doug Williams	1980	20

At St. Louis, Winston threw for a career-high 363 yards, the second-most by a rookie in team history and the most by a Buccaneers quarterback since 2012 (Josh Freeman, 372 yards vs. St. Louis, 12/23/12).

MOST SINGLE-GAME PASSING YARDS – (Rookies)

Player	Opponent-Date	Pass Yds
1. Vinny Testaverde	at NO-12/6/87	369
2. Jameis Winston	at STL-12/17/15	363
3. Jameis Winston	at CAR-1/3/16	325
4. Josh Freeman	at CAR-12/6/09	321
5. Doug Williams	vs. MIN-10/1/78	311

Part of Winston's 363 yards were 238 yards in the fourth quarter, the most in any quarter in franchise history and the most by an NFL quarterback in the fourth quarter since 2012 (Eli Manning, 243 passing yards vs. Tampa Bay, 9/16/12). His 238 passing yards were the most in any quarter since Aaron Rodgers in 2014 (242, second quarter vs. Chicago, 11/9)

FAMOUS JAMEIS

DUAL THREAT

Winston also rushed for six touchdowns, the most ever by a Buccaneers quarterback in a single season and tied for the second-most career rushing touchdowns by a quarterback in team history.

MOST RUSHING TOUCHDOWNS BY A QB, SINGLE SEASON (Team History)

Rank	Player	Rush TD
1.	Jameis Winston, 2015	6
2.	Shaun King, 2000	5
2.	Steve Young, 1986	5
4.	Josh Freeman, 2011	4
4.	Doug Williams, 1980	4
4.	Doug Williams, 1981	4

MOST RUSHING TOUCHDOWNS BY A QB (Team History)

Rank	Player	Rush TD
1.	Doug Williams, 1978-82	13
2.	Jameis Winston, 2015-Pres.	7
2.	Steve Young, 1985-86	6
4.	Trent Dilfer, 1994-99	5
4.	Shaun King, 1999-2003	5
4.	Vinny Testaverde, 1987-92	5

2015 NFL MOST RUSHING TOUCHDOWNS BY A QB

Rank	Player (Team)	Rush TD
1.	Cam Newton (CAR)	10
2.	Jameis Winston (TB)	6
3.	Kirk Cousins (WAS)	5
4.	Tyrod Taylor (BUF)	4
4.	Tom Brady (NE)	3
4.	Teddy Bridgewater (MIN)	3
4.	Andy Dalton (CIN)	3
4.	Joe Flacco (BAL)	3

RECORD SETTER

At Philadelphia (11/22), Winston threw five touchdown passes, tied for the most by a rookie since the 1970 NFL Merger (DET QB Matthew Stafford, 11/22/09 vs. CLE). His five touchdown passes also matched the franchise record.

MOST SINGLE-GAME PASSING TOUCHDOWNS (Team History)

Player	Opponent-Date	Pass TD
1. QB Steve DeBerg	vs. ATL-9/13/87	5
1. QB Josh Freeman	vs. SEA-12/26/10	5
1. QB Brad Johnson	vs. MIN-11/3/02	5
1. QB Jameis Winston	at PHI-11/22/15	5

JAMEIS GOING DEEP

One of Winston's strengths is a willingness to throw the ball down the field, which helped open up the Buccaneers' passing attack. Winston ranked second in the league in pass yards per completion

2015 NFL HIGHEST YARDS PER COMPLETION

Player (Team)	Cmp.	Yds	Yds/Cmp.
1. Carson Palmer (ARI)	342	4,671	13.66
2. Cam Newton (CAR)	296	3,837	12.96
3. Jameis Winston (TB)	312	4,042	12.96
4. Andy Dalton (CIN)	255	3,250	12.75
5. Tyrod Taylor (BUF)	342	3,035	12.54

Winston made big plays for the Buccaneers, with his 57 completions of 20 or more yards tying for the sixth-most in the NFL.

2015 NFL COMPLETIONS OF 20+ YARDS

Rank	Player (Team)	20+ Yd. Comp.
1.	Blake Bortles (JAC)	72
2.	Drew Brees (NO)	68
3.	Carson Palmer (ARI)	65
4.	Russell Wilson (SEA)	60
5.	Tom Brady (NE)	58
6.	Jameis Winston (TB)	57
6.	Ryan Tannehill (MIA)	57
8.	Aaron Rodgers (GB)	55
9.	Derek Carr (OAK)	53
9.	Jay Cutler (CHI)	53
9.	Ryan Fitzpatrick (NYJ)	53
9.	Philip Rivers (SD)	53

HOW TO DOUGIE

RB Doug Martin was one of the top runners in the NFL in 2015, totaling 1,402 rushing yards, the second-most in the league, while his 4.87 rushing average ranked as the most among running backs with at least 150 carries.

2015 NFL RUSHING YARDS LEADERS

Rank	Player (Team)	Rushing Yards
1.	Adrian Peterson (MIN)	1,485
2.	Doug Martin (TB)	1,402
3.	Todd Gurley (STL)	1,106
4.	Darren McFadden (DAL)	1,089
5.	Chris Ivory (NYJ)	1,070

2015 NFL HIGHEST RUSHING AVERAGE (Min. 150 Carries)

Name	Att.	Yds.	Avg.
1. Doug Martin (TB)	288	1,402	4.87
2. Todd Gurley (STL)	229	1,106	4.83
3. Giovani Bernard (CIN)	154	730	4.74
4. C.J. Anderson (DEN)	152	720	4.74
4. Mark Ingram (NO)	166	769	4.63

Martin's 4.87 average was the highest by any running back with at least 275 carries since 2013 (LeSean McCoy, 314 carries, 5.12 avg.).

Much of Martin's success came from creating big runs. Martin had 33 rushes of 10 or more yards, the second-most in the NFL and 14 rushes of 20+ yards, the most in the league. He was one of only five players in the league with multiple 50+ yards runs.

2015 NFL RUSHES OF 10+ YARDS

Rank	Player (Team)	10+ Yd. Rushes
1.	Adrian Peterson (MIN)	43
2.	Doug Martin (TB)	33
3.	Devonta Freeman (ATL)	32
4.	Chris Ivory (NYJ)	29
4.	LeSean McCoy (BUF)	28

2015 NFL RUSHES OF 20+ YARDS

Rank	Player (Team)	20+ Yd. Rushes
1.	Doug Martin (TB)	14
2.	Todd Gurley (STL)	11
3.	Adrian Peterson (MIN)	10
4.	Chris Ivory (NYJ)	9
4.	Darren McFadden (DAL)	9
4.	Latavius Murray (OAK)	9

2015 NFL RUSHES OF 50+ YARDS

Rank	Player (Team)	50+ Yd. Rushes
1.	Doug Martin (TB)	3
1.	Todd Gurley (STL)	3
2.	Isaiah Crowell (CLE)	2
2.	Mike Gillislee (BUF)	2
2.	Chris Ivory (NYJ)	2
2.	Adrian Peterson (MIN)	2
2.	DeAngelo Williams (PIT)	2

At Philadelphia, Martin rushed for 235 yards, the most rushing yards in a game in 2015.

2015 NFL MOST RUSHING YARDS IN A GAME

Name	Yds.	Date	Opp.
1. Doug Martin (TB)	235	11/22/15	PHI
2. Thomas Rawls (SEA)	209	11/22/15	SF
3. Adrian Peterson (MIN)	203	11/15/15	OAK
4. David Johnson (ARI)	187	12/20/15	PHI
5. Lamar Miller (MIA)	175	10/25/15	HOU

Martin was able to break off so many big runs due to his ability to break tackles and make yards after contact. Per Stats, Inc., he was tied for the fourth-most broken tackles and had the most rushing yards after contact.

2015 NFL BROKEN TACKLES

Rank	Player (Team)	Broken Tackles
1.	Chris Ivory (NYJ)	14
2.	LeGarrette Blount (NE)	11
2.	Adrian Peterson (MIN)	11
4.	Doug Martin (TB)	10
4.	Carlos Hyde (SF)	10

2015 NFL YARDS AFTER CONTACT

Rank	Player (Team)	Yards After Contact
1.	Doug Martin (TB)	650
2.	Adrian Peterson (MIN)	641
3.	Chris Ivory (NYJ)	551
4.	Todd Gurley (STL)	524
5.	Jonathan Stewart (CAR)	498

Martin rushed for 100+ yards in three consecutive contests (10/4 vs. CAR-10/25 at WAS), only the third time in franchise history a player has reached at least 100 rushing yards in three straight games (also: James Wilder, six consecutive, 12/9/84 vs. ATL-9/29/85 at DET; Carnell Williams, three consecutive, 9/11/05 at MIN-9/25/05 at GB).

RECORD-SETTER

With their second first-round pick in 2012, the Tampa Bay Buccaneers selected RB **Doug Martin**, who proved to be a sensation in his rookie season, shattering Buccaneers records, while setting NFL marks along the way. In 2015, Martin had another one of the best years in team history, ranking in the top five in rushing yards and scrimmage yards

MOST RUSHING YARDS - SINGLE SEASON (Team History)

Rank	Player	Year	Yards
1.	RB James Wilder	1984	1,544
2.	RB Doug Martin	2012	1,454
3.	RB Doug Martin	2015	1,402
4.	RB James Wilder	1985	1,300
5.	RB Ricky Bell	1979	1,263
6.	RB Errict Rhett	1995	1,207
7.	RB Carnell Williams	2005	1,178
8.	RB Reggie Cobb	1992	1,171
9.	RB Warrick Dunn	2000	1,133
10.	RB Warrick Dunn	1998	1,026

MOST YARDS FROM SCRIMMAGE - SINGLE SEASON (Team History)

Rank	Player	Year	Yards
1.	RB James Wilder	1984	2,229
2.	RB Doug Martin	2012	1,926
3.	RB Doug Martin	2015	1,673
4.	RB James Wilder	1985	1,641
5.	RB Warrick Dunn	2000	1,555
6.	RB Ricky Bell	1979	1,511
7.	RB Warrick Dunn	1997	1,440
8.	WR Mark Carrier	1989	1,422
9.	RB Warrick Dunn	1998	1,370
10.	RB Michael Pittman	2003	1,348

After setting the franchise record in his rookie season with 251 rushing yards at Oakland (11/4/12), Martin notched another banner day in 2015, with 235 rushing yards at Philadelphia (11/22/15), the second-highest mark in team history.

MOST SINGLE-GAME RUSHING YARDS (Team History)

Player	Opponent-Date	Rush Yds
1. RB Doug Martin	at OAK-11/4/12	251
2. RB Doug Martin	at PHI-11/22/15	235
3. RB James Wilder	at MIN-11/6/83	219
4. RB Warrick Dunn	vs. DAL-12/3/00	210
5. RB Errict Rhett	vs. WAS-12/4/94	192
6. RB James Wilder	vs. GB-9/30/84	172
7. RB Ricky Bell	vs. GB-10/21/79	167
8. RB James Wilder	at CHI-9/8/85	166
9. RB LeGarrette Blount	at SEA-12/26/10	164
10. RB Bobby Rainey	vs. ATL-11/17/13	163

Part of Martin's Philadelphia totals included an 84-yard run, the longest in franchise history and the third-longest rush in the league in 2015.

LONGEST RUSHING PLAYS IN TEAM HISTORY

Player	Yards	Opponent-Date
1. Doug Martin	84	@PHI-11/22/15
2. Bobby Rainey	80t	BUF-12/8/13
3. Michael Pittman	78t	KC-11/11/04
4. Warrick Dunn	76	CHI-12/21/97
5. Jerry Ellison	75	DET-12/23/95
5. James Wilder	75t	@MIN-11/6/83

2015 NFL LONGEST RUSHING PLAYS

Player	Yards	Opponent-Date
1. Marcus Mariota	87t	JAC-12/6/15
2. Lamar Miller (MIA)	85t	HOU-10/25/15
3. Doug Martin (TB)	84	@PHI-11/22/15
4. Adrian Peterson (MIN)	80t	@OAK-11/15/15
5. Adrian Peterson (MIN)	75	@DET-10/25/15

ROOKIE TOUCHDOWN MACHINE

In his first NFL season, Martin made his mark scoring touchdowns, with 11 rushing scores, the second-most in team history and 12 touchdowns from scrimmage, tied for the second-most in a season.

MOST RUSHING TDs - SINGLE SEASON (Team History)

Rank	Player	Year	TDs
1.	RB James Wilder	1984	13
2.	RB Doug Martin	2012	11
3.	RB Errict Rhett	1995	11
4.	RB Earnest Graham	2007	10
4.	FB Mike Alstott	2001	10
4.	RB James Wilder	1985	10

MOST TOUCHDOWNS - SINGLE SEASON (Team History)

Rank	Player	Year	TDs
1.	RB James Wilder	1984	13 (13 rush)
2.	RB Mike Evans*	2014	12 (12 rec.)
2.	RB Doug Martin*	2012	12 (11 rush, 1 rec.)
4.	WR Mike Williams*	2010	11 (11 rec.)
4.	FB Mike Alstott	2001	11 (10 rush, 1 rec.)
4.	RB Errict Rhett	1995	11 (11 rush)

*-Rookie



MARTIN IN TAMPA BAY HISTORY

Martin has continued his climb in the Buccaneers record books, with 21 career rushing touchdowns (tied for fourth in team history), 4,074 career rushing yards (fourth in team history), and 5,039 career scrimmage yards (fifth in team history) and 11 career 100-yard rushing games (tied for second in team history).

MOST RUSHING YARDS - (Team History)

Rank	Player	Yards
1.	RB James Wilder, 1981-89	5,957
2.	FB Mike Alstott, 1996-2006	5,088
3.	RB Warrick Dunn, 1997-2008	4,986
4.	RB Doug Martin, 2012-Pres.	4,119
5.	RB Carnell Williams, 2005-10	3,677

MOST RUSHING TOUCHDOWNS - (Team History)

Rank	Player	TDs
1.	FB Mike Alstott, 1996-2006	58
2.	RB James Wilder, 1981-89	37
3.	RB Errict Rhett, 1994-97	24
4.	RB Doug Martin, 2012-Pres.	22
5.	RB Reggie Cobb, 1990-93	21
6.	RB Carnell Williams, 2005-10	20
7.	RB Warrick Dunn, 1997-2008	19
8.	RB Ricky Bell, 1977-1981	16
9.	FB/RB Earnest Graham, 2004-11	15
9.	RB Lars Tate, 1988-89	15

MOST SCRIMMAGE YARDS - (Team History)

Rank	Player	Yards
1.	RB James Wilder, 1981-89	9,449
2.	RB Warrick Dunn, 1997-2008	7,690
3.	FB Mike Alstott, 1996-2006	7,372
4.	RB Michael Pittman, 2002-07	5,723
5.	RB Doug Martin, 2012-Pres.	5,107
6.	WR Mark Carrier, 1987-92	5,018
7.	WR Kevin House, 1980-86	4,969
8.	RB Carnell Williams, 2005-10	4,586
9.	WR Vincent Jackson, 2012-Pres.	4,326
10.	TE Jimmie Giles, 1978-86	4,307

MOST 100-YARD RUSHING GAMES – Team History

Rank	Player	100-Yd. Games
1.	RB James Wilder, 1981-89	14
2.	RB Warrick Dunn, 1997-2001, 2008	11
2.	RB Doug Martin, 2012-Pres.	11
4.	RB Carnell Williams, 2005-10	9
5.	RB Ricky Bell, 1977-81	8*
5.	RB Michael Pittman, 2002-07	8**
5.	RB Errict Rhett, 1994-97	8

*Includes one playoff game
**Includes Super Bowl XXXVII

NFL RECORDS

Martin recorded 1,926 yards from scrimmage as a rookie, the third-highest total in NFL history, trailing only Eric Dickerson (2,212 in 1984) and Edgerrin James (2,139 in 1999). His banner day came at Oakland (11/4/12), when he rushed for 251 yards and four touchdowns, the most in Buccaneers history and tied for the 10th-most in NFL history.

MOST RUSHING YARDS IN A GAME - (NFL History)

Name	Yds	Date	Opp.
1. Adrian Peterson (MIN)*	296	11/4/07	SD
2. Jamal Lewis (BAL)	295	9/14/03	CLE
3. Jerome Harrison (CLE)	286	12/20/09	KC
4. Corey Dillon (CIN)	278	11/4/07	DEN
5. Walter Payton (CHI)	275	11/20/77	MIN
6. O.J. Simpson (BUF)	273	11/25/76	DET
7. Shaun Alexander (CIN)	266	11/11/01	OAK
8. Jamaal Charles (KC)	259	1/3/10	DEN
9. Demarco Murray (DAL)*	253	10/23/11	STL
10. Doug Martin (TB)*	251	11/4/12	OAK
10. Mike Anderson (DEN)*	251	12/3/00	NO

*-Rookie

Martin's 251 rushing yards at Oakland came on only 25 carries, a 10.0 avg., the third highest in NFL history with a minimum of 25 rush attempts.

MOST YARDS-PER-CARRY - SINGLE GAME - (Min. 25 carries)

Name	Att	Yds/Rush	Date (Opp.)
1. Jamaal Charles (KC)	25	10.4	01/03/12 (DEN)
2. Demarco Murray (DAL)	25	10.1	10/23/11 (STL)
3. Doug Martin (TB)	25	10.0	11/4/12 (OAK)

MOST RUSHING YARDS IN A HALF - (Since 1991)

Name	Half, Yds	Date (Opp.)
1. Adrian Peterson (MIN)	2nd, 253	11/04/07 (SD)
2. Doug Martin (TB)	2nd, 220	11/4/12 (OAK)
3. Jerome Harrison (CLE)	2nd, 213	12/20/09 (KC)
4. Corey Dillon (CIN)	2nd, 201	10/22/00 (DEN)
5. Barry Sanders (DET)	2nd, 200	11/13/94 (TB)

MOST RUSHING YARDS IN A QUARTER - (Since 1991)

Name	Qtr	Yds	Date (Opp.)
1. Jamaal Charles (KC)	3rd	165	12/23/12 (IND)
2. Jamaal Charles (KC)	3rd	162	9/23/12 (NO)
3. LeSean McCoy (PHI)	4th	148	12/8/13 (DET)
4. Adrian Peterson (MIN)	4th	146	11/4/07 (SD)
4. Kenneth Davis (BUF)	2nd	146	11/22/92 (ATL)
6. Doug Martin (TB)	3rd	143	11/4/12 (OAK)
6. Marshall Faulk (STL)	1st	143	11/11/01 (CAR)
6. Thomas Jones (NYJ)	2nd	143	10/18/09 (BUF)
9. Terrell Davis (DEN)	1st	138	9/13/98 (DAL)
10. Adrian Peterson (MIN)	4th	137	11/15/15 (OAK)
10. Jamal Lewis (BAL)	3rd	137	12/21/03 (CLE)

EVANS AT THE TOP

The 2014 rookie receiver class was lauded as one of the best in NFL history with 12 rookies recording at least 500 receiving yards, including three with 1,000+ receiving yards. One of those three was Buccaneers wide receiver Mike Evans, whose 1,051 receiving yards and 12 touchdowns announced his presence as a standout wide receiver in the NFL.

Evans has continued his success since then and is proving to be one of the best in a historic class, ranking second in receiving yards and receiving touchdowns, while posting the third-most receptions.

2014 DRAFT CLASS RECEIVING LEADERS (Career)

Player	GP	Rec.	TD	Yards
1. Odell Beckham (NYG)	39	262	33	3,770
2. Mike Evans (TB)	42	218	25	3,315
3. Jarvis Landry (MIA)	44	269	11	2,735
4. Allen Robinson (JAC)	38	184	22	2,570
5. Jordan Matthews (PHI)	43	209	19	2,555
6. Brandin Cooks (NO)	38	195	18	2,497
7. Sammy Watkins (BUF)	33	137	15	2,210
8. Allen Hurns (JAC)	42	150	19	2,185
9. John Brown (ARI)	42	144	13	2,098
10. Kelvin Benjamin (CAR)	28	123	14	1,762

Evans has posted 12 100-yard receiving games, the second-most from the draft class

2014 NFL DRAFT CLASS MOST 100-YARD RECEIVING GAMES

Rank	Player (Team)	100-Yd. Games
1.	WR Odell Beckham Jr. (NYG)	18
2.	WR Mike Evans (TB)	12
2.	WR Sammy Watkins (BUF)	9
4.	WR Jordan Matthews (PHI)	8
5.	WR Allen Hurns (JAC)	7
5.	WR Allen Robinson (JAC)	7

ROOKIE ROCKSTAR

Evans managed to measure up to his rookie counterparts, tying for the most receiving touchdowns (12), while having the second-most receiving yards (1,051), and the fourth-most receptions (68) by a rookie in 2014.

2014 ROOKIE RECEIVING YARD LEADERS

Player	GP	Rec.	TD	Yards
1. Odell Beckham (NYG)	12	91	12	1,305
2. Mike Evans (TB)	15	68	12	1,051
3. Kelvin Benjamin (CAR)	16	73	9	1,008
4. Sammy Watkins (BUF)	16	65	6	982
5. Jordan Matthews (PHI)	16	67	8	872

SINGLE-GAME ROOKIE RECEIVING YARD LEADERS SINCE 1960

Player	Date (Opp.)	Rec.	TD	Yards
1. Jerry Butler (BUF)	9/23/79 (vs. NYJ)	10	4	255
2. Jerry Rice (SF)^	12/9/85 (vs. RAM)	10	1	241
3. Justin Blackmon (JAC)	11/18/12 (at HOU)*	7	1	236
4. Eddie Kennison (STL)	12/15/96 (at ATL)	5	3	226
5. Anquan Boldin (ARI)	9/7/03 (at DET)	10	2	217
6. Mark Carrier (TB)	12/6/87 (at NO)	8	1	212
7. Jackie Smith (STL)^	10/13/63 (vs. PIT)	9	2	212
8. Sammy White (MIN)	11/7/76 (vs. DET)	7	2	210
9. Mike Evans (TB)	11/16/14 (at WAS)	7	2	209
10. Rod Gardner (WAS)	10/21/01 (vs. CAR)*	6	1	208

* Overtime game

^ Inducted into the Pro Football Hall of Fame

Evans had 12 receiving touchdowns on the season, tied for the third-most in a single season by a rookie since the merger.

NFL MOST RECEIVING TOUCHDOWNS IN A SINGLE SEASON (Rookies Since 1970)

Rank	Player	TDs
1.	WR Randy Moss, MIN, 1998	17
2.	WR John Jefferson, SD, 1978	13
3.	WR Mike Evans, TB 2014	12
3.	WR Odell Beckham, NYG 2014	12
5.	WR Mike Williams, TB, 2010	11

Evans' three multi-touchdown games were the most in a single season in franchise history and tied for the fourth-most by a rookie since the merger.

Evans had 1,051 receiving yards as a rookie, the 10th-most in a single season by a rookie since the merger.

NFL MOST RECEIVING YARDS IN A SINGLE SEASON (Rookies Since 1970)

Rank	Player	Yards
1.	WR Anquan Boldin, ARI, 2003	1,377
2.	WR Randy Moss, MIN, 1998	1,313
3.	WR Odell Beckham, NYG 2014	1,305
4.	WR Michael Clayton, TB, 2004	1,193
5.	WR Terry Glenn, NE, 1996	1,132
6.	WR Bill Brooks, IND, 1986	1,131
7.	WR Ernest Givins, HOU, 1986	1,131
8.	WR Amari Cooper, OAK, 2015	1,070
9.	WR A.J. Green, CIN, 2011	1,057
10.	WR Mike Evans, TB 2014	1,051

EXCELLENT EVANS

IN BUCCANEERS HISTORY

Evans had a record-setting rookie season, setting a new franchise record for receiving touchdowns, tying for the most touchdowns from scrimmage by a rookie, while finishing with the second-most receiving yards and receptions by a Buccaneers rookie.

MOST RECEIVING TOUCHDOWNS BY A ROOKIE - (Team History)

Rank	Player, Year	TDs
1.	WR Mike Evans, 2014	12
2.	WR Mike Williams, 2010	11
3.	WR Michael Clayton, 2004	7
4.	WR Kevin House, 1980	5
4.	TE Tim Wright, 2013	5

MOST SCRIMMAGE TOUCHDOWNS BY A ROOKIE - (Team History)

Player, Year	Rec. TD	Rush TD	Total TD
1. WR Mike Evans, 2014	12	0	12
1. RB Doug Martin, 2012	1	11	12
3. WR Mike Williams, 2010	11	0	11
4. RB Lars Tate, 1988	1	7	8
5. WR Michael Clayton, 2004	7	0	7
5. WR Warrick Dunn, 1997	3	4	7
5. RB Errict Rhett, 1994	0	7	7

MOST RECEIVING YARDS BY A ROOKIE - (Team History)

Rank	Player, Year	Yards
1.	WR Michael Clayton, 2004	1,193
2.	WR Mike Evans, 2014	1,051
3.	WR Mike Williams, 2010	964
4.	WR Lawrence Dawsey, 1991	818
5.	WR Horace Copeland, 1993	633

MOST RECEPTIONS BY A ROOKIE - (Team History)

Rank	Player, Year	Rec.
1.	WR Michael Clayton, 2004	80
2.	WR Mike Evans, 2014	68
3.	FB Mike Alstott, 1996	65
3.	WR Mike Williams, 2010	65
5.	WR Lawrence Dawsey, 1991	55

At Cleveland (11/2), Evans recorded seven catches for 124 yards and two touchdowns, becoming only the second Buccaneers rookie with 100 or more yards and two or more touchdowns in a single game (Horace Copeland, 104 yards & two touchdowns at Atlanta, 10/31/93).

Also, at only 21 years and 73 days old, Evans became the youngest player in NFL history with 100 or more yards and two or more touchdowns in a single game.

Against Atlanta (11/9), Evans posted 125 receiving yards, the fifth-most by a rookie in franchise history and became the first Bucs rookie with consecutive 100-yard games.

At Washington (11/16), Evans recorded 206 receiving yards, the third-most in franchise history. He became the youngest player in NFL history to record 200 or more receiving yards. His 206 yards the most by a rookie since Justin Blackmon in 2012 (236 yards, 11/18/12 at Houston - OT game).

Evans caught two passes for 50+ yards at Washington (11/6), becoming the sixth player in team history with multiple receptions of 50+ yards in the same game.

He also had two touchdowns at Washington, becoming the second player in franchise history to record 200 yards and two or more touchdowns in the same game. Evans and Bryant are also the only players in team history with three consecutive 100-yard games with a touchdown and Evans is the first rookie in team history with three consecutive games with a touchdown since WR Mike Evans in 2010 (12/19/10 vs. DET-1/2/11 at NO).

He is the first rookie in the NFL with 200 or more yards and two touchdowns since Anquan Boldin (217 yards, two touchdowns at Detroit, 9/7/03)

MOST RECEIVING YARDS IN A SINGLE GAME (Team History)

Player	Opponent-Date	Receiving Yards
1. Vincent Jackson	vs. NO-10/21/12	216
2. Mark Carrier*	at NO-12/6/87	212
3. Mike Evans*	at WAS-11/16/14	209
4. Antonio Bryant	at CAR-12/8/08	200
5. Kevin House	at OAK-10/18/81	178

*Rookie

EXCELLENT EVANS

Evans had his fourth consecutive game with a receiving touchdown at Chicago (11/23), matching a franchise record, done five times previously, most recently by Mike Williams (12/19/10 vs. DET-9/11/11 vs. DET).

At Detroit (12/7), Evans had his third game of the season with multiple receiving touchdowns, the most in a single season in team history.

Evans had 12 receiving touchdowns in 2014, the most receiving touchdowns in franchise history and tied for the second-most total touchdowns.

MOST RECEIVING TOUCHDOWNS IN A SINGLE SEASON – Team History

Rank	Player	TDs
1.	WR Mike Evans, 2014*	12
2.	WR Mike Williams, 2010*	11
3.	WR Mike Evans, 2016	10
3.	WR Joey Galloway 2005	10
5.	WR Mark Carrier, 1989	9
5.	WR Bruce Hill, 1988	9
5.	WR Kevin House, 1981	9
5.	WR Mike Williams, 2012	9
9.	TE Jimmie Giles, 1985	8
9.	WR Vincent Jackson, 2012	8
9.	WR Keyshawn Johnson, 2000	8
9.	WR Keenan McCardell, 2003	8

*Rookie

MOST TOUCHDOWNS - SINGLE SEASON (Team History)

Rank	Player	Year	TDs
1.	RB James Wilder	1984	13 (13 rush)
2.	WR Mike Evans*	2014	12 (12 rec.)
2.	RB Doug Martin*	2012	12 (11 rush, 1 rec.)
4.	WR Mike Williams*	2010	11 (11 rec.)
4.	FB Mike Alstott	2001	11 (10 rush, 1 rec.)
4.	RB Errict Rhett	1995	11 (11 rush)
6.	WR Mike Evans	2016	10 (10 rec.)
6.	WR Joey Galloway	2005	10 (10 rec.)
6.	RB Michael Pittman	2004	10 (7 rush, 3 rec.)
6.	FB Mike Alstott	1997	10 (7 rush, 3 rec.)
6.	RB James Wilder	1985	10 (10 rush)

*Rookie

BUCCANEERS ALL-TIME SINGLE GAME ROOKIE RECEIVING YARD LEADERS

Player	Date (Opp.)	Rec.	TD	Yards
1. Mark Carrier	12/6/87 (at NO)	8	1	212
2. Mike Evans	11/16/14 (at WAS)	7	2	209
3. Michael Clayton	12/12/04 (at SD)	9	1	145
4. Michael Clayton	10/18/04 (at STL)	8	0	142
5. Kevin House	12/20/80 (vs. CHI)	3	0	138
6. Mike Evans	11/9/14 (vs. ATL)	7	1	125
7. Mike Evans	11/2/14 (at CLE)	7	2	124
8. Arrelious Benn	12/12/10 (at WAS)	4	0	122
9. Steve Holloway	10/18/1987 (vs. MIN)	8	0	107
10. Warrick Dunn	9/21/97 (vs. MIA)	6	1	106

DEEP THREAT

Evans proved his ability to make plays down the field as a rookie. His 13 receptions of 25+ yards were the sixth-most in the NFL in 2014 and his 15.5 yards per catch were the fifth-highest among receivers with at least 60 receptions.

2014 NFL MOST RECEPTIONS OF 25+ YARDS

Rank	Player, Team	25+ Yd. Rec.
1.	WR T.Y. Hilton, Indianapolis	17
2.	WR Emmanuel Sanders, Denver	16
3.	WR DeSean Jackson, Washington	15
3.	WR Demaryius Thomas, Denver	15
5.	WR Antonio Brown, Pittsburgh	14
6.	WR Mike Evans, Tampa Bay	13

2014 NFL HIGHEST RECEIVING AVG. (Min. 60 Rec.)

Rank	Player, Team	Rec. Avg.
1.	WR T.Y. Hilton, Indianapolis	16.4
2.	WR DeAndre Hopkins, Houston	15.9
3.	WR Jeremy Maclin, Philadelphia	15.5
4.	WR Jordy Nelson, Green Bay	15.5
5.	WR Mike Evans, Tampa Bay	15.5



DOMINANT DAVID

Since entering the NFL in 2012, Lavonte David has shown himself to be one of the top linebackers in the league, earning All-Rookie honors from nearly every publication his first season, then following up with an All-Pro year in 2013 and a Pro Bowl selection in 2015.

In his fifth season, David has already set some impressive marks around the NFL.

DAVID SINCE ENTERING THE LEAGUE

In each of his first four seasons, David has increased his tackle total, going from 139 as a rookie, 144 in his second year, 146 in his third season and 147 in 2015.

Over the past five seasons, he has made the second-most tackles in the NFL, while tallying the second-most solo tackles during that span.

2012-16 NFL TACKLE LEADERS

Rank	Player (Current Team)	Tackles
1.	LB Luke Kuechly (CAR)	693
2.	LB Lavonte David (TB)	636
3.	LB D'Qwell Jackson (IND)	626
4.	LB Bobby Wagner (SEA)	603
5.	LB Paul Posluszny (JAC)	600

2012-16 NFL SOLO TACKLE LEADERS

Rank	Player (Current Team)	Solo Tackles
1.	LB Paul Posluszny (JAC)	452
2.	LB Lavonte David (TB)	450
3.	LB Luke Kuechly (CAR)	442
4.	LB Lawrence Timmons (PIT)	385
5.	LB Derrick Johnson (KC)	372

Since 2012, David has the second-most run stuffs of any player in football.

2012-16 STUFFS LEADERS

Rank	Player (Current Team)	Stuffs
1.	DE J.J. Watt (HOU)	67.5
2.	LB Lavonte David (TB)	53.0
3.	DE Michael Bennett (SEA)	40.5
4.	DE Calais Campbell (ARI)	39.0
5.	DT Ndamukong Suh (MIA)	38.0

David has also been one of the leaders in tackles for loss over the last five seasons. His 79 TFLs during that stretch rank him second in the NFL, and he is one of only two players in the league to post three consecutive seasons (2012-14) with at least 15 tackles for loss (also J.J. Watt, 2012-15).

2012-16 NFL TACKLE FOR LOSS LEADERS

Rank	Player (Current Team)	TFL
1.	DE J.J. Watt (HOU)	120
2.	LB Lavonte David (TB)	79
3.	LB Von Miller (DEN)	74
3.	DT Ndamukong Suh (MIA)	71
5.	LB Ryan Kerrigan (WAS)	69
6.	DE Calais Campbell (ARI)	67
7.	DE Michael Bennett (SEA)	66
8.	LB Justin Houston (KC)	62
9.	LB Clay Matthews (GB)	58
9.	DE Olivier Vernon (NYG)	58

David has shown his ability to help not only stop the run, but to defend the pass. Since entering the NFL in 2012, David is tied for second in the league in interceptions by a linebacker and has the third-most passes defended during that span.

2012-16 NFL INTERCEPTIONS - (Linebackers)

Rank	Player (Team)	INT
1.	Luke Kuechly (CAR)	12
2.	Lavonte David (TB)	10
2.	Thomas Davis (CAR)	10
3.	Paul Posluszny (JAC)	9
5.	Karlos Dansby (CIN)	8
5.	DeAndre Levy (DET)	8

2012-16 NFL PASSES DEFENSED - (Linebackers)

Rank	Player (Team)	PD
1.	Luke Kuechly (CAR)	42
2.	Karlos Dansby (CIN)	40
3.	Lavonte David (TB)	35
4.	Mark Barron (LA)	33
5.	Daryl Smith (TB)	30
5.	Alec Ogletree (LA)	30

DOMINANT DAVID

HISTORICAL PERFORMANCE

In his first four seasons, David has totaled 534 tackles, 12.0 sacks and nine interceptions. He is the only player in the NFL during the last four years to total at least 500 tackles, 10.0 sacks and five interceptions. The start to his career compares with several of his most notable peers, as well as Hall of Famers.

NOTABLE LINEBACKERS - FIRST FOUR SEASONS

Player	Years	Tkls	Sacks	INT	FF
Patrick Willis	2007-10	692	17.0	5	12
Luke Kuechly*	2012-15	591	7.0	11	3
Ray Lewis*	1996-99	582	13.0	7	2
Lavonte David	2012-15	576	13.0	9	8
Zach Thomas	1996-99	552	5.5	8	7
Derrick Brooks*^	1995-98	515	2.5	4	6
Brian Urlacher	2000-03	507	21.0	6	4
Junior Seau^	1990-92	445	12.5	4	2
Lance Briggs	2003-05	445	3.5	6	7

*Won NFL Defensive Player of the Year in span.

^Selected to Pro Football Hall of Fame.

In 2013, David put together a historical season, one that ranked alongside some of the best linebackers in NFL history.

NOTABLE LINEBACKER SEASONS SINCE 1982

Player	Year	Tkls	Sacks	INT
Ray Lewis*^	2003	163	1.5	6
Luke Kuechly^*	2013	156	2.0	4
Lavonte David^	2013	144	7.0	5
Junior Seau^	1996	138	7.0	2
Ray Lewis*^	2000	136	3.0	2
Brian Urlacher*^	2005	122	6.0	0
Hardy Nickerson^	1996	120	3.0	2
Derrick Brooks*^	2002	118	1.0	5
Patrick Willis^	2009	114	4.0	3
Mike Singletary*^	1985	113	3.0	1
Lance Briggs^	2005	107	2.0	2
Thomas Davis^	2015	105	5.5	4

*Won NFL Defensive Player of the Year.

^Named to an All-Pro team following the season.

David joined former All-Pro S Dave Duerson (1986) as the only two players since 1982 to record at least 7.0 sacks and five interceptions in the same season. David is the only linebacker to ever do so.

IN COVERAGE

David finished 2013 with five interceptions, tied for the most ever by a Buccaneers linebacker in a single season.

MOST INTERCEPTIONS IN A SINGLE SEASON (Linebackers - Team History)

Player	Year	INT
1. Derrick Brooks	2002	5
1. Lavonte David	2013	5
1. Cecil Johnson	1981	5
4. Derrick Brooks	1999	4
4. Jamie Duncan	1977	4
4. Richard Wood	1984	4

Against Buffalo (12/8/13), David recorded two interceptions, becoming the first Buccaneer to record multiple interceptions in the same game since CB Aqib Talib in 2010 (2 at ARI, 10/31/10) and the first Buccaneers linebacker to record multiple interceptions in the same game since Derrick Brooks (2 vs. CHI, 10/24/99). David is one of only six Buccaneers linebackers ever to record multiple interceptions in the same game. He did so again against Philadelphia (11/22/15), becoming the first linebacker in team history with more than one multi-interception game.

MULTIPLE INTERCEPTIONS IN A SINGLE GAME (Linebackers - Team History)

Player	Opponent-Date	INT
Derrick Brooks	vs. CHI-10/24/99	2
Lavonte David	vs. BUF-12/8/13	2
Lavonte David	at PHI-11/22/15	2
Cecil Johnson	vs. DET-10/4/81	2
Dave Lewis	vs. CHI-10/22/78	2
Broderick Thomas	at NO-11/1/92	2
Richard Wood	at NO-12/11/77	2

David has 10 career interceptions, tied for the second-most by a linebacker in team history.

MOST INTERCEPTIONS BY A LB - Team History

Rank	Player	INT
1.	Derrick Brooks, 1995-2008	25
2.	Lavonte David, 2012-Pres.	10
2.	Dave Lewis, 1977-81	10
4.	Cecil Johnson, 1977-85	9
4.	Richard Wood, 1976-84	9

DOMINANT DAVID

PASS RUSH SPECIALIST

In 2013, Lavonte David showed off a pass-rushing ability not usually seen from linebackers in a 4-3 defense, finishing the season with 7.0 sacks, tied for the third-most

David's 7.0 sacks in 2013 are tied for the third-most by a linebacker in team history

MOST SACKS BY A LINEBACKER - SINGLE SEASON (Team History)

Player	Year	Sacks
1. Broderick Thomas	1991	11
2. Broderick Thomas	1990	7.5
3. Lavonte David	2013	7.0
3. Lonnie Marts	1996	7.0
5. Chris Washington	1987	6.5

For his career, David has totaled 14.0 sacks, the third-most by a linebacker in team history.

MOST SACKS BY A LB - Team History

Rank	Player	Sacks
1.	Broderick Thomas, 1989-93	26.5
2.	Chris Washington, 1984-88	17.5
3.	Lavonte David, 2012-Pres.	14.0
4.	Derrick Brooks, 1995-2008	13.5
5.	Shelton Quarles, 1997-2006	13.0

DAVID & BROOKS

David has drawn comparisons to former Buccaneers' great LB Derrick Brooks. An 11-time Pro Bowler and nine-time All-Pro, Brooks is one of the most decorated players in Tampa Bay history, even earning NFL Defensive Player of the Year in 2002. Through their first 74 games played, David compares favorably to the Hall of Famer.

D. BROOKS & L. DAVID (First 74 Games Played)

Player	Tackles	Sacks	Stuffs	INT	PD	FF	FR
David	636	14.0	53.0	10	35	12	5
Brooks	609	3.5	32.5	7	42	7	2

In 2013 David earned a first-team All-Pro selection, joining Brooks and Hardy Nickerson as the only linebackers in franchise history to earn that distinction.

MOST FIRST-TEAM ALL-PRO SELECTIONS - LINEBACKERS (Team History)

Player	Selections	Years
Derrick Brooks	5	1999-2000, 2002, 2004-05
Hardy Nickerson	2	1993, 1997
Lavonte David	1	2013

MCCOY IN 2015

This season, Gerald McCoy is leading all defensive tackles with 7.0 sacks.

2016 NFL SACK LEADERS - DEFENSIVE TACKLES

Rank	Player (Team)	Sacks
1.	Gerald McCoy (TB)	7.0
2.	Aaron Donald (LA)	6.0
3.	Timmy Jernigan (BAL)	5.0
3.	Ndamukong Suh (MIA)	5.0
5.	Geno Atkins (CIN)	4.5
5.	Nick Fairley (NO)	4.5
5.	Malik Jackson (JAC)	4.5

MCCOY IN 2015

McCoy had 8.5 sacks in 2015, tied for the 16th-most in the league and the fourth-most by a defensive tackle in the NFL.

2015 NFL SACK LEADERS - DEFENSIVE TACKLES

Rank	Player (Team)	Sacks
1.	DT Geno Atkins (CIN)	11.0
1.	DT Aaron Donald (LA)	11.0
1.	DT Kawann Short (CAR)	11.0
4.	DT Gerald McCoy (TB)	8.5
5.	DT Jurrell Casey (TEN)	7.0

MCCOY SINCE 2013

Since 2013, McCoy has the most sacks by any defensive tackle in the NFL.

NFL SACK LEADERS - DEFENSIVE TACKLES (2013-16)

Rank	Player (Team)	Sacks
1.	Gerald McCoy (TB)	33.5
2.	Aaron Donald (LA)	26.0
3.	Jurrell Casey (TEN)	25.5
3.	Ndamukong Suh (MIA)	25.0
5.	Geno Atkins (CIN)	24.5

More than just a pass-rusher, McCoy has shown his ability at stopping the run. His 49 tackles for loss are the fourth-most by a defensive tackle since 2012.

NFL TFL LEADERS - DEFENSIVE TACKLES (2012-16)

Rank	Player (Team)	TFL
1.	Ndamukong Suh (MIA)	71
2.	Geno Atkins (CIN)	56
3.	Aaron Donald (LA)	55
4.	Gerald McCoy (TB)	49
5.	Jurrell Casey (TEN)	45
5.	Corey Liuget (SD)	45

MCCOY IN TEAM HISTORY

McCoy's 9.5 sacks in 2013 are tied for the fifth-most in a single season by a defensive tackle. He is only the third defensive tackle in Buccaneers history to top 9.0 sacks in a single season (Warren Sapp, Santana Dotson)

MOST SACKS, SINGLE SEASON - DEFENSIVE TACKLES (Team History)

Rank	Player	Year	Sacks
1.	Warren Sapp	2000	16.5
2.	Warren Sapp	1999	12.5
3.	Warren Sapp	1997	10.5
4.	Santana Dotson	1992	10.0
5.	David Logan	1983	9.5
5.	Gerald McCoy	2013	9.5

For his career, McCoy has 42.5 sacks, the second-most by a defensive tackle in team history and tied for the fifth-most in franchise history.

MOST SACKS - DEFENSIVE TACKLE (Team History)

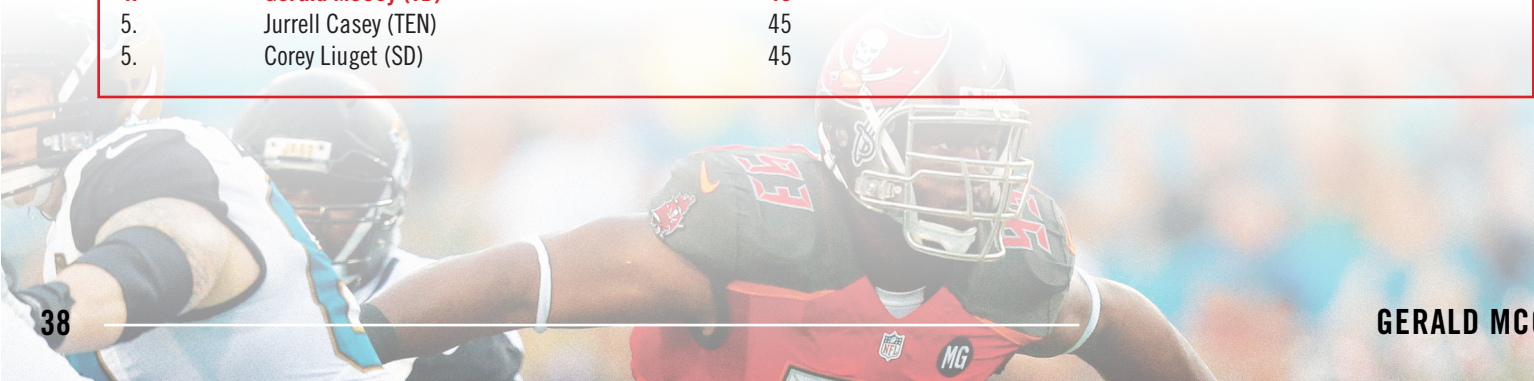
Rank	Player	Sacks
1.	Warren Sapp, 1995-2003	77.0
2.	Gerald McCoy, 2010-Pres.	42.5
3.	David Logan, 1979-86*	39.0
4.	Brad Culpepper, 1994-99	33.0
5.	Santana Dotson, 1992-95	23.0

* Sacks were not an official stat until 1982. Logan is credited with 28.5 by Stats, Inc.

MOST SACKS - TEAM HISTORY

Rank	Player	Sacks
1.	Lee Roy Selmon, 1976-84*	78.5
2.	Warren Sapp, 1995-2003	77.0
3.	Simeon Rice, 2001-06	69.5
4.	Gerald McCoy, 2010-Pres.	42.5
5.	David Logan, 1979-86*	39.0
6.	Chidi Ahanotu, 1993-00, 2004	34.5
7.	Brad Culpepper, 1994-99	33.0
8.	Ronde Barber, 1997-2012	28.0
9.	Broderick Thomas, 1989-93	26.5
10.	Greg Spiers, 2002-07	26.0

* Sacks were not an official stat until 1982. Selmon is credited with 23.0 & Logan is credited with 28.5 by Stats, Inc.



ALEXANDER THE GREAT

Buccaneers General Manager Jason Licht spent 12 of his first 13 draft picks with Tampa Bay on offense. But in a case of quality over quantity, Licht's first (and only) selection on the defensive side of the ball came in the fourth round of the 2015 NFL Draft, with the Buccaneers selecting LB Kwon Alexander out of LSU. Alexander immediately took over as the starter at middle linebacker and has made his presence known and earned PFWA All-Rookie honors.

ALEXANDER VS. 2015 DRAFT CLASS DEFENDERS

In his first two seasons, Alexander has started all 24 games he has played, totaling 190 tackles, 14 for loss, 13 passes defended, 6.0 sacks, three interceptions (one returned for touchdown), two forced fumbles and two fumble recoveries. Below is a chart that shows where he stands among defenders from his draft class.

2015 NFL DRAFT CLASS NOTABLE DEFENDERS (Sorted by Total Tackles)

Player	Tkl.	Sacks	PD	INT	FF	FR
1. S Landon Collins (NYG)	202	3.0	22	6	1	0
2. LB Kwon Alexander (TB)	190	6.0	13	3	2	2
3. LB Benardrick McKinney (HOU)	164	5.0	1	0	1	0
4. LB Eric Kendricks (MIN)	163	4.0	9	1	1	1
5. S Ricardo Allen (ATL)	137	1.0	6	4	0	1
6. CB Byron Jones (DAL)	123	0.0	15	0	1	0
7. LB Stephone Anthony (NO)	118	1.0	5	1	2	1
7. CB Ronald Darby (BUF)	118	0.0	31	2	0	0
7. LB Denzel Perryman (SD)	118	3.0	2	1	1	0
10. S Adrian Amos (CHI)	117	1.0	6	0	1	1
11. LB Jordan Hicks (PHI)	114	2.0	11	4	1	4*
11. DE Leonard Williams (NYJ)	114	9.5	0	0	2	0
13. LB Jake Ryan (GB)	108	0.0	3	0	0	1
14. CB Marcus Peters (KC)	97	0.0	42*	13*	2	3
15. LB Vic Beasley (ATL)	57	14.5*	5	1	7*	0

*Leads among members of the 2015 NFL Draft Class

Since the start of the 2015 season, Alexander is the only player in the NFL to record 190+ tackles, 6+ sacks and 3+ interceptions.

ALEXANDER IN BUCCANEERS HISTORY

While Alexander has proven himself an adept tackler, ranking second on the team, he has made his biggest contributions to the team by forcing turnovers. Despite playing only 12 games as a rookie, he created three takeaways (two interceptions, one fumble recovery).

Alexander's two interceptions are tied for the eighth-most by a rookie in team history and are tied for the most ever by a Buccaneers rookie linebacker (also Hugh Green and Dave Lewis).

MOST INTERCEPTIONS, ROOKIES – Team History

Rank	Player, Years	INTs
1.	CB Donnie Abraham, 1996	5
2.	DB David Greenwood, 1985	5
3.	CB Johnthan Banks, 2013	3
3.	S Tony Covington, 1991	3
3.	CB Leonard Johnson, 2012	3
3.	DB Vito McKeever, 1986	3
3.	DB Paul Tripoli, 1987	3
8.	LB Kwon Alexander, 2015	2
8.	LB Hugh Green, 1981	2
8.	S Cody Grimm, 2010	2
8.	S Odie Harris, 1988	2
8.	DB Ray Isom, 1987	2
8.	S Tanard Jackson, 2007	2
8.	S Curtis Jordan, 1976	2
8.	LB Dave Lewis, 1977-78	2

Alexander tied with former linebackers Keith Browner (2.0 in 1984) and Mason Foster (2.0 in 2011) for the second-most sacks by a rookie linebacker in team history. Alexander joins former S David Greenwood as the only rookies in team history to have at least 2.0 sacks and two interceptions in their first season.

STRENGTH OF THE SOUTH

Over the previous 14 seasons, one could argue that the toughest division in the NFL is the NFC South. Since realignment in 2002, the NFC South is one of only four divisions in the NFL to have every team earn a division championship, and is the only division to have each of its teams make a conference championship appearance. The NFC East, NFC West and AFC West are the only other divisions to have all four teams earn a division championship since realignment.

The NFC South has also been represented eight times in a conference championship game, tied for the best in the NFC and tied for the second-most in the NFL. The NFC South is also tied for the second-most appearances in the Super Bowl (4), the second-most by any NFC division. It is also tied for the most different teams to the Super Bowl of any division, sending three different teams (Tampa Bay, Carolina, New Orleans), a feat that only the NFC West has matched (Arizona, San Francisco and Seattle).

SUPER BOWL APPEARANCES & WINS SINCE 2002

Division	Appearances	Wins
AFC East	5	3
NFC West	5	1
AFC North	4	3
NFC South	4	2
NFC East	3	2
AFC South	2	1
NFC North	2	1
AFC West	3	1

CONFERENCE CHAMPIONSHIP GAME APPEARANCES SINCE 2002

Division	Number
AFC East	11
NFC South	8
NFC West	8
AFC North	7
NFC East	6
NFC North	6
AFC South	5
AFC West	5

The NFC South is also the only division to have more than one team win a Super Bowl (Tampa Bay, New Orleans), since 2002. The NFC South has had a very even split of division champions, with three of the four teams winning three times each and the Panthers having captured five division titles.

NFC SOUTH DIVISION TITLES SINCE 2002

Team	Number
Carolina	5
Tampa Bay	3
Atlanta	3
New Orleans	3

In 2010, the NFC South recorded another impressive feat, as they were the only division to have three teams finish with a winning record, with three of the four teams finish with a double-digit win total (Atlanta – 13-3; New Orleans – 11-5; Tampa Bay – 10-6). It marked just the second time, dating back to realignment in 2002, that a division has had three teams with double-digit wins in the same season (also the AFC South in 2007). The feat was matched by the NFC North in 2012, the NFC West in 2013 and the AFC North in 2014.

In 2008, the NFC South again showed its overall strength, as it finished as one of only three divisions in the League to have three of its four teams with a record of 9-7 or better (also AFC East and NFC East) and is one of two divisions to have all of its teams at 8-8 or better (also NFC East). The NFC South also finished with a remarkable 27-5 overall home record in 2008, the best combined home winning percentage by a division in NFL history (.844), with the next best division last season, the NFC East, holding an 23-9 record at home. The South was also a near-perfect 11-1 at home when facing other South division opponents in 2008. The Bucs contributed significantly to that mark, as they finished 6-2 at home, winning their first six games at Raymond James Stadium in 2008.

BEST COMBINED HOME RECORD BY A DIVISION IN NFL HISTORY

Year	Division	Record	Pct.
2008	NFC South	27-5	.844
2003	NFC West	26-6	.813
1988	AFC Central	25-7	.781
1971	AFC West	20-6-2	.769*
1988	AFC East	30-9-1	.763
1976	AFC Central	21-7	.750
1995	NFC Central	30-10	.750
2013	NFC West	24-8	.750

*Prior to 1972, tie games were not counted in winning percentage.

RAYMOND JAMES STADIUM RENOVATIONS

BUCCANEERS DEBUT VIDEO BOARDS & HALL OF FAME CLUBS



On Friday, August 26, the Tampa Bay Buccaneers played their first home game of the 2016 preseason against the Cleveland Browns, offering Buccaneers fans their first opportunity to see the team's all-new video boards and sound system, as well as the team's premium seating Hall of Fame Club. These upgrades are just part one of the comprehensive renovations scheduled for Raymond James Stadium.

Two new main video displays, one towering over each end zone, measure 60 feet high by 160 feet wide for 9,600 square feet each. Four tower displays have also been installed, one in each corner of the stadium, and measure approximately 61 feet high by 43 feet wide for 2,304 square feet each. The total display area of 28,416 square feet is third largest in the NFL.

FACTS & FIGURES

- End zone displays: **60 feet high by 160 feet wide** - a total of **9,600 square feet**
- Tower displays: **61 high by 43 feet wide** - a total of **2,304 square feet**
- Total display size: **28,416 square feet-third-largest in NFL**
- Sound system: **distributed audio throughout the stadium**

These displays' excellent image clarity and contrast, sun-cutting brightness, and industry-leading environmental protection will keep them operating as expected in the harsh coastal elements. They are capable of variable content zoning which allows them each to show one large image or to show multiple windows with any variety of live video, instant replays, up-to-the-minute statistics, game information, graphics, animations and sponsorship messages.

This installation also features four additional scoreboard displays – two above each main display – measuring approximately 7 feet high by 45 feet wide. Two ribbon displays, one on each sideline's seating fascia, each measure 6 feet high by 680 feet long. All six displays feature 15HD pixel layouts and provide the ability to supplement content on the main displays as well as highlight sponsors throughout events.

The team also debuted the Hall of Fame Clubs – an all-new, premium seating concept featuring all-inclusive food and drink options, air-conditioned comfort and one of the best views of the action on the field. The new clubs – which are located on the suite level of Raymond James Stadium – will be limited to 240 seats and feature expansive, 9,500 square-foot, open-floor designs, including prime food and drink options as well as a full liquor bar for purchase.

Membership in the Hall of Fame Clubs provide VIP access to all Raymond James Stadium events including all Buccaneers home games, USF home football games, the Outback Bowl, Monster Jam, concerts and other special events included in one price. Members will also have the option to purchase their seats for the 2017 College Football National Championship Game.



TREASURE CHESTS 5K RUN/WALK & CORPORATE CHALLENGE



On Saturday, October 29, the Tampa Bay Buccaneers hosted the fourth annual Treasure Chests 5K Run/Walk & Corporate Challenge around the grounds of Raymond James Stadium, kicking off the Buccaneers' involvement in the NFL-wide Breast Cancer Awareness activities. With over 4,000 registered for the race, this year's Male Overall Winner, Steven Wilcox, finished with a time of 17:21, and the event's Female Overall Winner, Jacki Wachtel, completed the race in 18:04.

Including today's donation, the Buccaneers have distributed more than \$140,000 over the past four years towards breast cancer awareness and patient services, benefitting the American Cancer Society, Florida Cancer Specialists Foundation, the Florida Hospital Foundation, and Moffitt Cancer Center.



Below are the results of the top overall finishers in each major category of Saturday morning's race:

Name	Time	Category
Steven Wilcox	17:21	Male
Jacki Wachtel	18:04	Female
Jens Ellermann	18:32	Masters Male
Debra Donald	22:27	Masters Female
Roger Scott	19:09	Grand Masters Male
Jennifer Hopkins-Flory	23:12	Grand Masters Female

The Treasure Chests 5K Run/Walk and Corporate Challenge began and ended on Tom McEwen Boulevard just south of Raymond James Stadium. The top overall finishers in the Male, Female, Masters Male, Masters Female, Grand Masters Male and Grand Masters Female categories will serve as the Buccaneers' honorary Guests of the Game before kickoff versus the Oakland Raiders on Sunday. First, second, and third place male and female winners for each age category also received medals.

Participation in the event also included a ticket to Sunday's game between the Buccaneers and the Raiders, an athletic t-shirt, chipped race bib, and donation to breast cancer research and patient services. In addition, the first 500 to register were invited to be part of Sunday's halftime experience on the field, alongside the Buccaneers Cheerleaders.

The morning began with special welcoming remarks from Glazer Family Foundation Co-President Darcie Glazer Kassewitz in front of the thousands of runners who woke up early to take part in the event.

"Breast cancer is the most commonly-diagnosed cancer in women – almost 250,000 women this year alone will be diagnosed," said Glazer Kassewitz. "The Buccaneers and my family are dedicated to bringing attention to this cause, and you can see how important it is to the Tampa Bay community. This morning is yet another example of our fans' commitment to making a difference."

To help kick off the race, Buccaneers wide receiver Louis Murphy served as the honorary starter. Murphy, a native of St. Petersburg, lost his mother, Filomena Murphy, to Metastatic Breast Cancer in 2008. He honors her legacy with his own charitable efforts, and is passionate about supporting the fight against breast cancer and bringing awareness to the cause.

"I know my mom is here, smiling down today," said Murphy. "She would be trying to win the race. To see the women who are out here fighting it – everyone is encouraging each other – this is an awesome spectacle. Sometimes you don't realize how many people this disease affects, and to see our community out here spreading awareness, it's great to be a part of."

Tervis and Coca-Cola were treasurechests5k.



SALUTE TO SERVICE

On Sunday, Nov. 13, throughout a day that culminated in a Buccaneers' 36-10 victory over the Chicago Bears, fans joined together in an annual tradition at Raymond James Stadium to honor those who have sacrificed and served our nation: the Buccaneers' Salute to Service Game. Prior to kickoff, Glazer Family Foundation Co-President Darcie Glazer Kassewitz presented USO Central Florida with a \$25,000 donation to support its programs and services. USO Central Florida serves as the team's primary charitable conduit to the local military community, working closely with the Buccaneers on a wide variety of military appreciation initiatives. Since 2013, the Bucs Care Foundation has donated a total of \$100,000 to USO Central Florida, one of more than 160 USO centers worldwide that deliver high-quality programs and services to men and women in uniform.

Leading up to kickoff, the Buccaneers hosted a variety of pre-game military appreciation events, presented by USAA, including: For team introductions, Staff Sergeant Chelsea Olms, an aerial gunner from the 5th Special Operations Squadron in the U.S. Air Force Reserve, led the team out of the tunnel. Sergeant Olms, recently returned from deployment in Southwest Asia, logged over 98 combat flying hours and destroyed multiple defensive fighting positions and armored vehicles used by our enemies, saving the lives of countless U.S. military personnel and coalition partners on the ground... The Buccaneers were welcomed to the field by a flag team comprised of 50 representatives from USAA... US Special Operations Command Joint Service Color Guard presented the colors, and the national anthem was performed by the 82nd Airborne Division's "All-American" Chorus... A pre-game flyover was carried out by two T-38 jets from the 325th Fighter Wing of Tyndall Air Force Base, FL.



Additional military appreciation efforts throughout gameday included: Lieutenant General Maryanne Miller – Chief, United States Air Force Reserve – serving as the Buccaneers' honorary Guest of the Game; honoring Ret. U.S. Marines Master Sergeant O'Neil Ducharme, who served in the 6th Marine Division during World War II, as the Hero of the Game; recognizing this year's General H Norman Schwarzkopf Military Family of the Year Award recipients as honorees for the game's Salute to Service Suite; and hosting a Military Enlistment Ceremony for 180 inductees of all service branches, conducted by General Joseph Votel – Commander, U.S. Central Command, during halftime.

2016 USAA Salute to Service Award Nominee – Clinton McDonald:



Buccaneers defensive tackle Clinton McDonald is the team's nominee for the 2016 Salute to Service Award, presented by USAA. With a deep family history of military service, including his grandfather who served in the Korean War; his father, a former Air Force engineer and Vietnam War veteran; his uncle, also a Vietnam veteran; and his brother, currently active duty Air Force, it is no surprise that a passion for supporting military families is at the heart of McDonald's community outreach.

In May, 2016, McDonald served as the honorary guest speaker at the Buccaneers' second annual General H Norman Schwarzkopf Military Family of the Year Awards at One Buccaneer Place. The event honored the families of active duty military members from each branch of service and recognized their integrity, courage, commitment, and service before self.

This past offseason, McDonald also honored wounded warriors at the 2016 Invictus Games, hosted in Orlando. The games were created in 2014 as an international sporting event for wounded, injured and sick servicemen and servicewomen, both active duty and veterans. Prior to the start of the 2016 Games, McDonald visited with members of Team USA, thanking them for their sacrifices and sharing how their stories of resilience and dedication are inspiring to him. McDonald's outreach has also included participating in events at James A. Haley Veterans' Hospital and visiting troops at MacDill Air Force Base, amongst other outreach efforts.

As the Buccaneers wore helmet decals, gloves, camouflage equipment, New Era caps, and more, their game-worn Salute to Service merchandise and footballs will be auctioned at NFL.com/Auction. Special camouflage merchandise will be available at NFLShop.com and in select stadium retail stores, with 100 percent of the NFL's proceeds donated to the league's military non-profit partners. The NFL does not profit from the sale or auction of Salute to Service merchandise. For more information, visit nfl.com/salute.

JAMEIS WINSTON: "QUARTERBACK" OF BUCCANEERS ACADEMIES

As part of the Glazer family's long-standing commitment to education for underserved students, the Buccaneers have worked closely with the Hillsborough County school system to create a comprehensive curriculum-based program that engages students and encourages learning. The program, known as Buccaneers Academy, is composed of 24 schools and serves more than 14,000 students that are located in mostly economically distressed areas of Hillsborough County. Each of the schools in the Buccaneers Academy program has also received a court-sized shade cover that provides a safe environment where students can participate in physical health and wellness activities.



Buccaneers quarterback Jameis Winston is committed to the education of youth, especially in underserved communities. It's fitting, then, that Winston is the new "Quarterback" of Buccaneers Academies, and on Tuesday, November 15, Winston made his Buccaneers Academy "Quarterback" debut at Mort Elementary School where he surprised students with a classroom visit, pep rally, and participation in Play 60 drills during a Player Experience activity.

Mort Elementary is located in a developing Tampa neighborhood where nearly 97% of students receive free and reduced lunch. Students at Mort Elementary, however, are academically rising above their circumstances through additional educational resources and opportunities from Buccaneers Academy programming. Since participating in the Buccaneers Academy Reading Challenge from 2015 to 2016, students at Mort increased their time spent reading by 411%, which according to the U.S. Department of Education, can help students become better readers and achieve higher reading scores.

Mort Elementary's phenomenal reading effort made them this year's Reading Challenge Champions, with the school's top reader being the only second grader to win the top reading spot across all 24 Academies. To celebrate these remarkable accomplishments, Winston surprised Mort's top reader in her classroom with a trophy and personal message to the class about the importance of literacy and determination.



"It is so important to inspire them to read more," said Winston. "Some children don't have people motivating them to do things such as reading, persevering, and being determined so anytime that I get a chance to talk to these kids I try."



The experience didn't stop there, as fifth graders participated in the Buccaneers Academy Player Experience with Winston, including Play 60 drills and Quarterback Challenge stations. It was a day of celebration as Winston praised students' accomplishments and delivered his unique and inspirational message of determination and hope. The Buccaneers, and Winston's dedication to helping youth reach their full academic potential makes him the perfect fit as the new "Quarterback" of Buccaneers Academies. To learn more, visit Buccaneers.com/community.

2016 TAMPA BAY BUCCANEERS UNOFFICIAL DEPTH CHART

(Based off of last game - Subject to change)

OFFENSE

WR	10 Cecil Shorts III	11 Adam Humphries	16 Freddie Martino
TE	84 Cameron Brate	<u>45 Alan Cross</u>	
LT	76 Donovan Smith	<u>66 Leonard Wester</u>	
LG	64 Kevin Pamphile	62 Evan Smith	
C	68 Joe Hawley	62 Evan Smith	61 Josh Allen
RG	74 Ali Marpet	<u>77 Caleb Benenoch</u>	
RT	69 Demar Dotson	78 Gosder Cherilus	
WR	13 Mike Evans	89 Russell Shepard	
TE	88 Luke Stocker	82 Brandon Myers	
QB	3 Jameis Winston	8 Mike Glennon	4 Ryan Griffin
RB	22 Doug Martin	32 Jacquizz Rodgers	<u>43 Peyton Barber</u>

DEFENSE

DE	91 Robert Ayers Jr.	<u>57 Noah Spence</u>	96 Ryan Russell
DT	93 Gerald McCoy	70 Sealver Siliga	
DT	98 Clinton McDonald	97 Akeem Spence	67 John Hughes III
DE	92 William Gholston	<u>75 DaVonte Lambert</u>	
SLB	51 Daryl Smith	52 Cameron Lynch	
MLB	58 Kwon Alexander		
WLB	54 Lavonte David	53 Adarius Glanton	
CB	<u>28 Vernon Hargreaves III</u>	21 Alterraun Verner	<u>35 Javien Elliott</u>
CB	24 Brent Grimes	26 Josh Robinson	
S	23 Chris Conte	37 Keith Tandy	31 Major Wright
S	30 Bradley McDougald	<u>29 Ryan Smith</u>	

SPECIALISTS

P	9 Bryan Anger		
PK	<u>19 Roberto Aguayo</u>		
KO	<u>19 Roberto Aguayo</u>	9 Bryan Anger	
H	9 Bryan Anger	8 Mike Glennon	
LS	48 Andrew DePaola		
PR	11 Adam Humphries		
KR	<u>29 Ryan Smith</u>	11 Adam Humphries	10 Cecil Shorts III

Rookies Underlined

() Denotes Injury

2016 TAMPA BAY BUCCANEERS PRONUNCIATION GUIDE

PLAYERS

Roberto Aguayo	uh-GWHY-oh	Kevin Pamphile	PAM-feel
Caleb Benenoch	ben-en-KNOCK	Jacquizz Rodgers	JAH-quiz
Gosder Cherilus	GOZ-der SHARE-uh-luss	Sealver Siliga	silver suh-LING-uh
Chris Conte	con-tee	Alterraun Verner	AL-ter-on
Lavonte David	luh-VON-tay	COACHES	
Andrew DePaola	duh-paw-luh	Mike Bajakian	buh-JAKE-ian
Javien Elliott	jay-vee-un	Dave Borgonzi	bore-GON-zee
William Gholston	GOAL-ston	Nate Kaczor	Kat-sir
Adarius Glanton	Uh-Dare-E-Us	Dirk Koetter	Cutter
Ali Marpet	Alley Mar-PET	Todd Monken	Munk-in
Bradley McDougald	Mc-DOO-guld	Andrew Weidinger	why-ding-er

2016 TAMPA BAY BUCCANEERS NUMERICAL ROSTER

(as of 11/29/16)

No.	Name	Pos.	Ht.	Wt.	Age	NFL Exp.	College	Hometown	How Acq.
3	Jameis Winston	QB	6-4	231	22	2	Florida State	Bessemer, AL	D1-'15
4	Ryan Griffin	QB	6-5	210	27	3	Tulane	Westlake Village, CA	W (NO)-'15
8	Mike Glennon	QB	6-6	225	26	4	North Carolina State	Centreville, VA	D3-'13
9	Bryan Anger	P	6-3	205	28	5	California	Camarillo, CA	UFA (JAC)-'16
10	Cecil Shorts III	WR	6-0	202	28	6	Mount Union	Cleveland, OH	FA-'16
11	Adam Humphries	WR	5-11	195	23	2	Clemson	Spartanburg, SC	FA-'15
13	Mike Evans	WR	6-5	231	23	3	Texas A&M	Galveston, TX	D1-'14
16	Freddie Martino	WR	6-0	195	25	1	North Greenville	North, SC	FA-'16
19	Roberto Aguayo	K	6-0	207	22	R	Florida State	Mascotte, FL	D2b-'16
21	Alterraun Verner	CB	5-10	187	27	7	UCLA	Lakewood, CA	UFA (TEN)-'14
22	Doug Martin	RB	5-9	223	27	5	Boise State	Oakland, CA	D1b-'12
23	Chris Conte	S	6-2	203	27	6	California	Los Angeles, CA	UFA (CHI)-'15
24	Brent Grimes	CB	5-10	185	33	10	Shippensburg	Philadelphia, PA	FA-'16
26	Josh Robinson	CB	5-10	200	25	5	UCF	Sunrise, FL	UFA (MIN)-'16
28	Vernon Hargreaves III	CB	5-10	204	21	R	Florida	Tampa, FL	D1-'16
29	Ryan Smith	S	5-11	189	23	R	North Carolina Central	Upper Marlboro, MD	D4-'16
30	Bradley McDougald	S	6-1	209	26	4	Kansas	Dublin, OH	W (KC)-'13
31	Major Wright	S	5-11	204	28	7	Florida	Miramar, FL	FA-'16
32	Jacquizz Rodgers	RB	5-6	205	26	6	Oregon State	Richmond, TX	FA-'16
35	Javien Elliott	CB	5-11	176	23	R	Florida State	Panama City, FL	FA-'16
37	Keith Tandy	S	5-10	205	27	5	West Virginia	Hopkinsville, KY	D6-'12
43	Peyton Barber	RB	5-11	225	22	R	Auburn	Alpharetta, GA	FA-'16
45	Alan Cross	TE	6-1	235	23	R	Memphis	Millington, TN	FA-'16
48	Andrew DePaola	LS	6-2	230	29	3	Rutgers	Parkton, MD	FA-'14
51	Daryl Smith	LB	6-2	250	34	13	Georgia Tech	Albany, GA	FA-'16
52	Cameron Lynch	LB	6-0	229	23	2	Syracuse	Lawrenceville, GA	FA-'16
53	Adarius Glanton	LB	6-1	230	26	3	Florida Atlantic	Lakeland, FL	FA-'15
54	Lavonte David	LB	6-1	233	26	5	Nebraska	Miami, FL	D2-'12
57	Noah Spence	DE	6-2	251	22	R	Eastern Kentucky	Harrisburg, PA	D2a-'16
58	Kwon Alexander	LB	6-1	227	22	2	LSU	Oxford, AL	D4-'15
61	Josh Allen	OL	6-3	315	24	1	Louisiana-Monroe	Cedar Hill, TX	FA-'15
62	Evan Smith	OL	6-2	308	30	7	Idaho State	Salinas, CA	UFA (GB)-'14
64	Kevin Pamphile	G	6-5	315	26	3	Purdue	Miami, FL	D5b-'14
66	Leonard Wester	T	6-6	305	23	R	Missouri Western	Mt. Union, IA	FA-'16
67	John Hughes III	DT	6-2	320	27	5	Cincinnati	Gahanna, OH	FA-'16
68	Joe Hawley	C	6-3	302	28	7	UNLV	Bakersfield, CA	FA-'15
69	Demar Dotson	T	6-9	315	31	8	Southern Miss	Alexandria, LA	FA-'09
70	Sealver Siliga	DT	6-2	345	26	4	Utah	West Jordan, UT	W (SEA)-'16
74	Ali Marpet	G	6-4	307	23	2	Hobart	Hastings-on-Hudson, NY	D2b-'15
75	DaVonte Lambert	DL	6-2	282	22	R	Auburn	Keyville, GA	FA-'16
76	Donovan Smith	T	6-6	338	23	2	Penn State	Owings Mills, MD	D2a-'15
77	Caleb Benenoch	OL	6-5	305	22	R	UCLA	Katy, TX	D5-'16
78	Gosder Cherilus	T	6-7	316	32	9	Boston College	Somerville, MA	FA-'15
82	Brandon Myers	TE	6-3	256	31	8	Iowa	Prairie City, IA	UFA (NYG)-'14
84	Cameron Brate	TE	6-5	245	25	2	Harvard	Naperville, IL	FA-'15
88	Luke Stocker	TE	6-5	253	28	6	Tennessee	Berea, KY	D4-'11
89	Russell Shepard	WR	6-1	195	26	4	LSU	Houston, TX	W (PHI)-'13
91	Robert Ayers Jr.	DE	6-3	275	31	8	Tennessee	Jersey City, NJ	UFA (NYG)-'16
92	William Gholston	DL	6-6	281	25	4	Michigan State	Detroit, MI	D4b-'13
93	Gerald McCoy	DT	6-4	300	28	7	Oklahoma	Oklahoma City, OK	D1-'10
96	Ryan Russell	DE	6-5	275	24	2	Purdue	Carrollton, TX	FA-'16
97	Akeem Spence	DT	6-1	307	25	4	Illinois	Fort Walton Beach, FL	D4a-'13
98	Clinton McDonald	DT	6-2	297	29	8	Memphis	Jacksonville, AR	UFA (SEA)-'14

PRACTICE SQUAD

No.	Name	Pos.	Ht.	Wt.	Age	NFL Exp.	College	HS Hometown	How Acq.
15	Josh Huff	WR	5-11	206	25	3	Oregon	Houston, TX	FA-'16
17	Dontee Dye Jr.	WR	5-10	195	23	2	Heidelberg	Fairfield, OH	FA-'15
27	Cody Riggs	CB	5-9	187	24	2	Notre Dame	Fort Lauderdale, FL	FA-'16
39	Isaiah Johnson	S	6-0	209	24	R	South Carolina	Cary, NC	FA-'16
60	Kyler Kerbyson	T	6-4	318	23	R	Tennessee	Knoxville, TN	FA-'16
65	Mike Liedtke	OL	6-3	305	24	1	Illinois State	Woodstock, IL	FA-'16
71	Channing Ward	DE	6-4	279	24	R	Mississippi	Aberdeen, MS	FA-'16
80	Myles White	WR	6-0	190	26	3	Louisiana Tech	Livonia, MI	FA-'16
81	Tevin Westbrook	TE	6-5	257	23	1	Florida	Coconut Creek, FL	FA-'15
90	Rodney Coe	DT	6-3	305	23	R	Akron	Fulton, MS	FA-'16

RESERVE/SUSPENDED

No.	Name	Pos.	Ht.	Wt.	Age	NFL Exp.	College	HS Hometown	How Acq.
38	Jude Adjei-Barimah	CB	5-11	200	24	2	Bowling Green	Columbus, OH	FA-'15

RESERVE/PHYSICALLY UNABLE TO PERFORM

No.	Name	Pos.	Ht.	Wt.	Age	NFL Exp.	College	HS Hometown	How Acq.
73	J.R. Sweezy	G	6-5	298	27	5	North Carolina State	Mooreville, NC	UFA (SEA)-'16

INJURED RESERVE

No.	Name	Pos.	Ht.	Wt.	Age	NFL Exp.	College	HS Hometown	How Acq.
34	Charles Sims III	RB	6-0	211	26	3	West Virginia	Houston, TX	D3-'14
36	Antone Smith	RB	5-9	192	31	7	Florida State	Pahokee, FL	FA-'16
56	Jacques Smith	DE	6-2	260	26	3	Missouri	Dallas, TX	W(BUF)-'14
59	Devante Bond	LB	6-1	236	23	R	Oklahoma	Sacramento, CA	D6a-'16
72	Ben Gottschalk	C	6-5	293	24	1	SMU	Sherman Oaks, CA	FA-'15
83	Vincent Jackson	WR	6-5	230	33	12	Northern Colorado	Colorado Springs, CO	UFA (SD)-'12
94	George Johnson	DE	6-4	265	28	5	Rutgers	Glassboro, NJ	T (DET)-'15
95	Howard Jones	DE	6-4	238	26	2	Shepherd	Woodbridge, VA	FA-'15

Head Coach: Dirk Koetter

Assistant Coaches: Nate Kaczor (special teams coordinator); Todd Monken (offensive coordinator/wide receivers); Mike Smith (defensive coordinator); Mike Bajakian (quarterbacks); Butch Barry (assistant offensive line); Dave Borbonzi (defensive quality control); Mark Duffner (linebackers); Jon Embree (tight ends); Jay Hayes (defensive line); Jon Hoke (secondary); Dave Kennedy (head strength and conditioning); Brett Maxie (defensive backs); Carlos Polk (assistant special teams); Tim Spencer (running backs); Paul Spicer (assistant defensive line); Ben Steele (offensive quality control); Joe Vaughn (assistant strength and conditioning); Chad Wade (assistant strength and conditioning); George Warhop (run game coordinator/offensive line); Andrew Weidinger (assistant wide receivers/game management)

2016 TAMPA BAY BUCCANEERS ALPHABETICAL ROSTER

(as of 12/4/16)

No.	Name	Pos.	Ht.	Wt.	Birthdate	NFL Exp.	College	Hometown	16 GP/GS
19	Aguayo, Roberto	K	6-0	207	5/17/1994	R	Florida State	Mascotte, FL	12/0
58	Alexander, Kwon	LB	6-1	227	8/3/1994	2	LSU	Oxford, AL	12/12
61	Allen, Josh	OL	6-3	315	12/30/1991	1	Louisiana-Monroe	Cedar Hill, TX	0/0
9	Anger, Bryan	P	6-3	205	10/6/1988	5	California	Camarillo, CA	12/0
91	Ayers Jr., Robert	DE	6-3	275	9/6/1985	8	Tennessee	Jersey City, NJ	8/7
43	Barber, Peyton	RB	5-11	225	2/27/1994	R	Auburn	Alpharetta, GA	11/1
77	Benenoch, Caleb	OL	6-5	305	8/8/1994	R	UCLA	Katy, TX	4/1
84	Brate, Cameron	TE	6-5	245	7/3/1991	2	Harvard	Naperville, IL	12/7
78	Cherilus, Gosder	T	6-7	316	6/28/1984	9	Boston College	Somerville, MA	12/1
23	Conte, Chris	S	6-2	203	2/23/1989	6	California	Los Angeles, CA	11/11
45	Cross, Alan	TE	6-1	235	5/2/1993	R	Memphis	Millington, TN	10/0
54	David, Lavonte	LB	6-1	233	1/23/1990	5	Nebraska	Miami, FL	12/12
48	DePaola, Andrew	LS	6-2	230	7/28/1987	3	Rutgers	Parkton, MD	12/0
69	Dotson, Demar	T	6-9	315	10/11/1985	8	Southern Miss	Alexandria, LA	12/12
35	Elliott, Javien	CB	5-11	176	7/18/1993	R	Florida State	Panama City, FL	2/0
13	Evans, Mike	WR	6-5	231	8/21/1993	3	Texas A&M	Galveston, TX	12/12
92	Gholston, William	DL	6-6	281	7/31/1991	4	Michigan State	Detroit, MI	12/12
53	Glanton, Adarius	LB	6-1	230	9/21/1990	3	Florida Atlantic	Lakeland, FL	12/0
8	Glennon, Mike	QB	6-6	225	12/12/1989	4	North Carolina State	Centreville, VA	2/0
4	Griffin, Ryan	QB	6-5	210	11/17/1989	3	Tulane	Westlake Village, CA	0/0
24	Grimes, Brent	CB	5-10	185	7/19/1983	10	Shippensburg	Philadelphia, PA	12/12
28	Hargreaves III, Vernon	CB	5-10	204	6/3/1995	R	Florida	Tampa, FL	12/12
68	Hawley, Joe	C	6-3	302	10/22/1988	7	UNLV	Bakersfield, CA	11/11
67	Hughes III, John	DT	6-2	320	4/27/1989	5	Cincinnati	Gahanna, OH	5/0*
11	Humphries, Adam	WR	5-11	195	6/24/1993	2	Clemson	Spartanburg, SC	12/4
75	Lambert, DaVonte	DL	6-2	282	6/23/1994	R	Auburn	Keyesville, GA	9/3
52	Lynch, Cameron	LB	6-0	229	8/4/1993	2	Syracuse	Lawrenceville, GA	8/0
74	Marpet, Ali	G	6-4	307	4/17/1993	2	Hobart	Hastings-on-Hudson, NY	12/12
22	Martin, Doug	RB	5-9	223	1/13/1989	5	Boise State	Oakland, CA	6/6
16	Martino, Freddie	WR	6-0	195	9/7/1991	1	North Greenville	North, SC	9/0
93	McCoy, Gerald	DT	6-4	300	2/25/1988	7	Oklahoma	Oklahoma City, OK	11/11
98	McDonald, Clinton	DT	6-2	297	1/6/1987	8	Memphis	Jacksonville, AR	8/8
30	McDougald, Bradley	S	6-1	209	11/15/1990	4	Kansas	Dublin, OH	12/12
82	Myers, Brandon	TE	6-3	256	9/4/1985	8	Iowa	Prairie City, IA	12/7
64	Pamphile, Kevin	G	6-5	310	11/27/1990	3	Purdue	Miami, FL	10/0
26	Robinson, Josh	CB	5-10	200	1/8/1991	5	UCF	Sunrise, FL	12/1
32	Rodgers, Jacquizz	RB	5-6	205	2/6/1990	6	Oregon State	Richmond, TX	7/3
96	Russell, Ryan	DE	6-5	275	1/17/1992	2	Purdue	Carrollton, TX	4/0
89	Shepard, Russell	WR	6-1	195	9/17/1990	4	LSU	Houston, TX	10/0
10	Shorts III, Cecil	WR	6-0	202	12/22/1987	6	Mount Union	Cleveland, OH	9/5
70	Siliga, Sealver	DT	6-2	345	4/26/1990	4	Utah	West Jordan, UT	6/0*
51	Smith, Daryl	LB	6-2	250	3/14/1982	13	Georgia Tech	Albany, GA	12/8
76	Smith, Donovan	T	6-6	338	6/23/1993	2	Penn State	Owings Mills, MD	12/2
62	Smith, Evan	OL	6-2	308	7/19/1986	7	Idaho State	Salinas, CA	8/1
29	Smith, Ryan	S	5-11	189	9/7/1993	R	North Carolina Central	Upper Marlboro, MD	10/0
97	Spence, Akeem	DT	6-1	307	11/29/1991	4	Illinois	Fort Walton Beach, FL	12/4
57	Spence, Noah	DE	6-2	251	1/8/1994	R	Eastern Kentucky	Harrisburg, PA	12/2
88	Stocker, Luke	TE	6-5	253	7/17/1988	6	Tennessee	Berea, KY	9/7
37	Tandy, Keith	S	5-10	205	2/12/1989	5	West Virginia	Hopkinsville, KY	12/1
21	Verner, Alterraun	CB	5-10	187	12/13/1988	7	UCLA	Lakewood, CA	12/3
66	Wester, Leonard	T	6-6	305	1/3/1993	R	Missouri Western	Mt. Union, IA	0/0
3	Winston, Jameis	QB	6-4	231	1/6/1994	2	Florida State	Bessemer, AL	12/12
31	Wright, Major	S	5-11	204	7/1/1988	7	Florida	Miramar, FL	1/0

PRACTICE SQUAD

No.	Name	Pos.	Ht.	Wt.	Birthdate	NFL Exp.	College	HS Hometown	16 GP/GS
90	Coe, Rodney	DT	6-3	305	5/18/1993	R	Akron	Fulton, MS	0/0
17	Dye Jr., Donteea	WR	5-10	195	8/20/1993	2	Heidelberg	Fairfield, OH	0/0
15	Huff, Josh	WR	5-11	206	10/14/1991	3	Oregon	Houston, TX	7/2*
39	Johnson, Isaiah	S	6-0	209	10/14/1992	R	South Carolina	Cary, NC	0/0
60	Kerbyson, Kyle	T	6-4	318	7/7/1993	R	Tennessee	Knoxville, TN	0/0
65	Liedtke, Mike	OL	6-3	305	1/15/1992	1	Illinois State	Woodstock, IL	0/0
27	Riggs, Cody	CB	5-9	187	12/30/1991	2	Notre Dame	Fort Lauderdale, FL	3/0*
71	Ward, Channing	DE	6-4	279	9/17/1992	R	Mississippi	Aberdeen, MS	5/1
81	Westbrook, Tevin	TE	6-5	237	2/17/1993	1	Florida	Coconut Creek, FL	0/0
80	White, Myles	WR	6-0	190	3/30/1990	3	Louisiana Tech	Livonia, MI	0/0

RESERVE/SUSPENDED

No.	Name	Pos.	Ht.	Wt.	Birthdate	NFL Exp.	College	HS Hometown	16 GP/GS
38	Adjei-Barimah, Jude	CB	5-11	200	7/21/1992	2	Bowling Green	Columbus, OH	10/1

RESERVE/PHYSICALLY UNABLE TO PERFORM

No.	Name	Pos.	Ht.	Wt.	Birthdate	NFL Exp.	College	HS Hometown	16 GP/GS
73	Sweezy, J.R.	G	6-5	298	4/8/1989	5	North Carolina State	Mooresville, NC	0/0

INJURED RESERVE

No.	Name	Pos.	Ht.	Wt.	Birthdate	NFL Exp.	College	HS Hometown	16 GP/GS
59	Bond, Devante	LB	6-1	236	7/3/1993	R	Oklahoma	Sacramento, CA	0/0
72	Gottschalk, Ben	C	6-5	293	2/15/1992	1	SMU	Sherman Oaks, CA	2/1
83	Jackson, Vincent	WR	6-5	230	1/14/1983	12	Northern Colorado	Colorado Springs, CO	5/5
94	Johnson, George	DE	6-4	265	12/11/1987	5	Rutgers	Glassboro, NJ	0/0
95	Jones, Howard	DE	6-4	238	2/10/1990	2	Shepherd	Woodbridge, VA	8/0
34	Sims III, Charles	RB	6-0	211	9/19/1990	3	West Virginia	Houston, TX	4/2
36	Smith, Antone	RB	5-9	192	9/17/1985	7	Florida State	Pahokee, FL	3/0
56	Smith, Jacquies	DE	6-2	260	3/18/1990	3	Missouri	Dallas, TX	1/0

* Huff played 7 games with Philadelphia; Hughes played 1 game with Cleveland; Riggs played 3 games with Tennessee; Siliga played 4 games with Seattle

Head Coach: Dirk Koetter

Assistant Coaches: Nate Kaczor (special teams coordinator); Todd Monken (offensive coordinator/wide receivers); Mike Smith (defensive coordinator); Mike Bajakian (quarterbacks); Butch Barry (assistant offensive line); Dave Borgonzi (defensive quality control); Mark Duffner (linebackers); Jon Embree (tight ends); Jay Hayes (defensive line); Jon Hoke (secondary); Dave Kennedy (head strength and conditioning); Brett Maxie (defensive backs); Carlos Polk (assistant special teams); Tim Spencer (running backs); Paul Spicer (assistant defensive line); Ben Steele (offensive quality control); Joe Vaughn (assistant strength and conditioning); Chad Wade (assistant strength and conditioning); George Warhop (run game coordinator/offensive line); Andrew Weidinger (assistant wide receivers/game management)

2016 TAMPA BAY BUCCANEERS ROSTER BY POSITION

(as of 11/29/16)

No.	Name	Pos.	College	Ht.	Wt.	Age	NFL Exp.
<u>Defensive Linemen (10)</u>							
91	Robert Ayers Jr.	DE	Tennessee	6-3	275	31	8
92	William Gholston	DL	Michigan State	6-6	281	25	4
67	John Hughes III	DT	Cincinnati	6-2	320	27	5
75	DaVonte Lambert	DL	Auburn	6-2	282	22	R
93	Gerald McCoy	DT	Oklahoma	6-4	300	28	7
98	Clinton McDonald	DT	Memphis	6-2	297	29	8
96	Ryan Russell	DE	Purdue	6-5	275	24	2
70	Sealver Siliga	DT	Utah	6-2	345	26	4
97	Akeem Spence	DT	Illinois	6-1	307	25	4
57	Noah Spence	DE	Eastern Kentucky	6-2	251	22	R
<u>Linebacker (5)</u>							
58	Kwon Alexander	LB	LSU	6-1	227	22	2
54	Lavonte David	LB	Nebraska	6-1	233	26	5
53	Adarius Glanton	LB	Florida Atlantic	6-1	230	26	3
52	Cameron Lynch	LB	Syracuse	6-0	229	23	2
51	Daryl Smith	LB	Georgia Tech	6-2	250	34	13
<u>Cornerback (5)</u>							
35	Javien Elliott	CB	Florida State	5-11	176	23	R
24	Brent Grimes	CB	Shippensburg	5-10	185	33	10
28	Vernon Hargreaves III	CB	Florida	5-10	204	21	R
26	Josh Robinson	CB	UCF	5-10	200	25	5
21	Alterraun Verner	CB	UCLA	5-10	187	27	7
<u>Safety (5)</u>							
23	Chris Conte	S	California	6-2	203	27	6
30	Bradley McDougald	S	Kansas	6-1	209	26	4
29	Ryan Smith	S	North Carolina Central	5-11	189	23	R
37	Keith Tandy	S	West Virginia	5-10	205	27	5
31	Major Wright	S	Florida	5-11	204	28	7
<u>Long Snapper (1)</u>							
48	Andrew DePaola	LS	Rutgers	6-2	230	29	3
<u>Punter (1)</u>							
9	Bryan Anger	P	California	6-3	205	28	5
<u>Kicker (1)</u>							
19	Roberto Aguayo	K	Florida State	6-0	207	22	R
<u>Offensive Line (10)</u>							
61	Josh Allen	C	Louisiana-Monroe	6-3	315	24	1
77	Caleb Benenoch	OL	UCLA	6-5	305	22	R
78	Gosder Cherilus	T	Boston College	6-7	316	32	9
69	Demar Dotson	T	Southern Miss	6-9	315	31	8
68	Joe Hawley	C	UNLV	6-3	302	28	7
74	Ali Marpet	G	Hobart	6-4	307	23	2
64	Kevin Pamphile	G	Purdue	6-5	310	26	3
76	Donovan Smith	T	Penn State	6-6	338	23	2
62	Evan Smith	OL	Idaho State	6-2	308	30	7
66	Leonard Wester	T	Missouri Western	6-6	305	23	R
<u>Tight End (4)</u>							
84	Cameron Brate	TE	Harvard	6-5	245	25	2
45	Alan Cross	FB	Memphis	6-1	235	23	R
82	Brandon Myers	TE	Iowa	6-3	256	31	8
88	Luke Stocker	TE	Tennessee	6-5	253	28	6
<u>Running Back (3)</u>							
43	Peyton Barber	RB	Auburn	5-11	225	22	R
22	Doug Martin	RB	Boise State	5-9	223	27	5
32	Jacquizz Rodgers	RB	Oregon State	5-6	205	26	6
<u>Wide Receiver (5)</u>							
13	Mike Evans	WR	Texas A&M	6-5	231	23	3
11	Adam Humphries	WR	Clemson	5-11	195	23	2
16	Freddie Martino	WR	North Greenville	6-0	195	25	1
89	Russell Shepard	WR	LSU	6-1	195	26	4
10	Cecil Shorts III	WR	Mount Union	6-0	202	28	6
<u>Quarterback (3)</u>							
8	Mike Glennon	QB	North Carolina State	6-6	225	26	4
4	Ryan Griffin	QB	Tulane	6-5	210	27	3
3	Jameis Winston	QB	Florida State	6-4	231	22	2

2016 TAMPA BAY BUCCANEERS BY EXPERIENCE

(as of 11/29/16)

No.	Name	Pos.	Ht.	Wt.	Age	NFL Exp.	College	Hometown	How Acq.
13th Year (1)									
51	Smith, Daryl	LB	6-2	250	34	13	Georgia Tech	Albany, GA	FA-'16
10th Year (1)									
24	Grimes, Brent	CB	5-10	185	33	10	Shippensburg	Philadelphia, PA	FA-'16
9th Year (1)									
78	Cherilus, Gosder	T	6-7	316	32	9	Boston College	Somerville, MA	FA-'15
8th Year (4)									
91	Ayers Jr., Robert	DE	6-3	275	31	8	Tennessee	Jersey City, NJ	UFA (NYG)-'16
69	Dotson, Demar	T	6-9	315	31	8	Southern Miss	Alexandria, LA	FA-'09
98	McDonald, Clinton	DT	6-2	297	29	8	Memphis	Jacksonville, AR	UFA (SEA)-'14
82	Myers, Brandon	TE	6-3	256	31	8	Iowa	Prairie City, IA	UFA (NYG)-'14
7th Year (5)									
68	Hawley, Joe	C	6-3	302	28	7	UNLV	Bakersfield, CA	FA-'15
93	McCoy, Gerald	DT	6-4	300	28	7	Oklahoma	Oklahoma City, OK	D1-'10
62	Smith, Evan	OL	6-2	308	30	7	Idaho State	Salinas, CA	UFA (GB)-'14
21	Verner, Alterraun	CB	5-10	187	27	7	UCLA	Lakewood, CA	UFA (TEN)-'14
31	Wright, Major	S	5-11	204	28	7	Florida	Miramar, FL	FA-'16
6th Year (4)									
23	Conte, Chris	S	6-2	203	27	6	California	Los Angeles, CA	UFA (CHI)-'15
32	Rodgers, Jacquizz	RB	5-6	205	26	6	Oregon State	Richmond, TX	FA-'16
10	Shorts III, Cecil	WR	6-0	202	28	6	Mount Union	Cleveland, OH	FA-'16
88	Stocker, Luke	TE	6-5	253	28	6	Tennessee	Berea, KY	D4-'11
5th Year (6)									
9	Anger, Bryan	P	6-3	205	28	5	California	Camarillo, CA	UFA (JAC)-'16
54	David, Lavonte	LB	6-1	233	26	5	Nebraska	Miami, FL	D2-'12
67	Hughes III, John	DT	6-2	320	27	5	Cincinnati	Gahanna, OH	FA-'16
22	Martin, Doug	RB	5-9	223	27	5	Boise State	Oakland, CA	D1b-'12
26	Robinson, Josh	CB	5-10	200	25	5	UCF	Sunrise, FL	UFA (MIN)-'16
37	Tandy, Keith	S	5-10	205	27	5	West Virginia	Hopkinsville, KY	D6-'12
4th Year (7)									
92	Gholston, William	DL	6-6	281	25	4	Michigan State	Detroit, MI	D4b-'13
8	Glennon, Mike	QB	6-6	225	26	4	North Carolina State	Centreville, VA	D3-'13
25	James, Mike	RB	5-10	223	25	4	Miami (FL)	Haines City, FL	FA-'16
30	McDougald, Bradley	S	6-1	209	26	4	Kansas	Dublin, OH	W (KC)-'13
89	Shepard, Russell	WR	6-1	195	26	4	LSU	Houston, TX	W (PHI)-'13
70	Siliga, Sealver	DT	6-2	345	26	4	Utah	West Jordan, UT	W (SEA)-'16
97	Spence, Akeem	DT	6-1	307	25	4	Illinois	Fort Walton Beach, FL	D4a-'13
3rd Year (5)									
48	DePaola, Andrew	LS	6-2	230	29	3	Rutgers	Parkton, MD	FA-'14
13	Evans, Mike	WR	6-5	231	23	3	Texas A&M	Galveston, TX	D1-'14
53	Glanton, Adarius	LB	6-1	230	26	3	Florida Atlantic	Lakeland, FL	FA-'15
4	Griffin, Ryan	QB	6-5	210	27	3	Tulane	Westlake Village, CA	W (NO)-'15
64	Pamphile, Kevin	G	6-5	310	26	3	Purdue	Miami, FL	D5b-'14
2nd Year (8)									
58	Alexander, Kwon	LB	6-1	227	22	2	LSU	Oxford, AL	D4-'15
17	Dye Jr., Donteea	WR	5-10	195	23	2	Heidelberg	Fairfield, OH	FA-'15
11	Humphries, Adam	WR	5-11	195	23	2	Clemson	Spartanburg, SC	FA-'15
52	Lynch, Cameron	LB	6-0	229	23	2	Syracuse	Lawrenceville, GA	FA-'16
74	Marpet, Ali	G	6-4	307	23	2	Hobart	Hastings-on-Hudson, NY	D2b-'15
96	Russell, Ryan	DE	6-5	275	24	2	Purdue	Carrollton, TX	FA-'16
76	Smith, Donovan	T	6-6	338	23	2	Penn State	Owings Mills, MD	D2a-'15
3	Winston, Jameis	QB	6-4	231	22	2	Florida State	Bessemer, AL	D1-'15
Rookies/1st Year (12)									
19	Aguayo, Roberto	K	6-0	207	22	R	Florida State	Mascotte, FL	D2b-'16
61	Allen, Josh	OL	6-3	315	24	1	Louisiana-Monroe	Dallas, TX	FA-'14
43	Barber, Peyton	RB	5-11	225	22	R	Auburn	Alpharetta, GA	FA-'16
77	Benenoch, Caleb	OL	6-5	305	22	R	UCLA	Katy, TX	D5-'16
45	Cross, Alan	TE	6-1	235	23	R	Memphis	Millington, TN	FA-'16
35	Elliott, Javien	CB	5-11	176	23	R	Florida State	Panama City, FL	FA-'16
28	Hargreaves III, Vernon	CB	5-10	204	21	R	Florida	Tampa, FL	D1-'16
75	Lambert, DaVonte	DL	6-2	282	22	R	Auburn	Keysville, GA	FA-'16
16	Martino, Freddie	WR	6-0	195	25	1	North Greenville	North, SC	FA-'16
29	Smith, Ryan	S	5-11	189	23	R	North Carolina Central	Upper Marlboro, MD	D4-'16
57	Spence, Noah	DE	6-2	251	22	R	Eastern Kentucky	Harrisburg, PA	D2a-'16
66	Wester, Leonard	T	6-6	305	23	R	Missouri Western	Mt. Union, IA	FA-'16

2016 TAMPA BAY BUCCANEERS - HOW THEY WERE BUILT

	<u>DRAFT</u>	<u>TRADES</u>	<u>WAIVERS</u>	<u>FREE AGENTS</u>
2009				Demar Dotson (R)
2010	Gerald McCoy (1)			
2011	Luke Stocker (4)			
2012	Doug Martin (1b) Lavonte David (2) Keith Tandy (6)			Vincent Jackson (SD)^
2013	Mike Glennon (3) Akeem Spence (4a) William Gholston (4b)		Bradley McDougald (KC) Russell Shepard (PHI)	
2014	Mike Evans (1) Charles Sims III (3)^ Kevin Pamphile (5b)		Jacquies Smith (BUF)^	Andrew DePaola Clinton McDonald Brandon Myers (NYG) Evan Smith (GB) Alterraun Verner (TEN)
2015	Jameis Winston (1) Donovan Smith (2a) Ali Marpet (2b) Kwon Alexander (4)	George Johnson (DET)^	Ryan Griffin (NO)	Jude Adjei-Barimah (R)~ Josh Allen Cameron Brate Gosder Cherilus Chris Conte (CHI) Ben Gottschalk Adarius Glanton Joe Hawley Adam Humphries (R) Howard Jones^
2016	Vernon Hargreaves III (1) Noah Spence (2a) Roberto Aguayo (2b) Ryan Smith (4) Caleb Benenoch (5) Devante Bond (6a)^			Bryan Anger (JAC) Robert Ayers Jr. (NYG) Peyton Barber (R) Alan Cross (R) Javien Elliott (R) Brent Grimes John Hughes III Davonte Lambert (R) Cameron Lynch Freddie Martino Jacquizz Rodgers Josh Robinson (MIN) Ryan Russell Cecil Shorts III Sealver Siliga Antone Smith^ Daryl Smith J.R. Sweezy (SEA) Leonard Wester (R) Major Wright

^Denotes Injured Reserve

*Denotes Reserve/PUP

~Denotes Reserve/Suspended

2016 GAME-BY-GAME STARTERS

OFFENSE

OPP	WR	LT	LG	C	RG	RT	TE	WR	TE	RB	QB	OTHER
@ATL	V. Jackson	D. Smith	K. Pamphile	J. Hawley	A. Marpet	D. Dotson	L. Stocker	M. Evans	---	D. Martin	J. Winston	A. Humphries (WR)
@ARI	V. Jackson	D. Smith	K. Pamphile	J. Hawley	A. Marpet	D. Dotson	L. Stocker	M. Evans	---	D. Martin	J. Winston	A. Humphries (WR)
LA	V. Jackson	D. Smith	K. Pamphile	J. Hawley	A. Marpet	D. Dotson	B. Myers	M. Evans	C. Brate	C. Sims	J. Winston	---
DEN	V. Jackson	D. Smith	K. Pamphile	J. Hawley	A. Marpet	D. Dotson	B. Myers	M. Evans	C. Brate	C. Sims	J. Winston	---
@CAR	V. Jackson	D. Smith	K. Pamphile	J. Hawley	A. Marpet	D. Dotson	B. Myers	M. Evans	C. Brate	J. Rodgers	J. Winston	---
@SF	C. Shorts	D. Smith	K. Pamphile	J. Hawley	A. Marpet	D. Dotson	L. Stocker	M. Evans	C. Brate	J. Rodgers	J. Winston	---
OAK	A. Humphries	D. Smith	K. Pamphile	J. Hawley	A. Marpet	D. Dotson	L. Stocker	M. Evans	B. Myers	J. Rodgers	J. Winston	---
ATL	C. Shorts	D. Smith	K. Pamphile	J. Hawley	A. Marpet	D. Dotson	L. Stocker	M. Evans	---	P. Barber	J. Winston	A. Humphries (WR)
CHI	C. Shorts	D. Smith	C. Benenoch	E. Smith	A. Marpet	D. Dotson	B. Myers	M. Evans	G. Cherilus	D. Martin	J. Winston	---
@KC	C. Shorts	D. Smith	B. Gottschalk	J. Hawley	A. Marpet	D. Dotson	B. Myers	M. Evans	C. Brate	D. Martin	J. Winston	---
SEA	---	D. Smith	K. Pamphile	J. Hawley	A. Marpet	D. Dotson	L. Stocker	M. Evans	B. Myers	D. Martin	J. Winston	C. Brate (TE)
@SD	C. Shorts	D. Smith	K. Pamphile	J. Hawley	A. Marpet	D. Dotson	L. Stocker	M. Evans	C. Brate	D. Martin	J. Winston	---
NO												

@DAL
@NO
CAR

DEFENSE

OPP	DE	DT	DT	DE	SLB	MLB	WLB	CB	CB	S	S	OTHER
@ATL	R. Ayers	G. McCoy	C. McDonald	W. Gholston	---	K. Alexander	L. David	B. Grimes	V. Hargreaves	C. Conte	B. McDougald	A. Verner (CB)
@ARI	R. Ayers	G. McCoy	C. McDonald	W. Gholston	---	K. Alexander	L. David	B. Grimes	V. Hargreaves	C. Conte	B. McDougald	A. Verner (CB)
LA	D. Lambert	G. McCoy	C. McDonald	W. Gholston	Da. Smith	K. Alexander	L. David	B. Grimes	V. Hargreaves	C. Conte	B. McDougald	---
DEN	N. Spence	G. McCoy	C. McDonald	W. Gholston	---	K. Alexander	L. David	B. Grimes	V. Hargreaves	C. Conte	B. McDougald	J. Adjei-Barimah (CB)
@CAR	D. Lambert	C. Ward	A. Spence	W. Gholston	Da. Smith	K. Alexander	L. David	B. Grimes	V. Hargreaves	C. Conte	B. McDougald	---
@SF	D. Lambert	G. McCoy	A. Spence	W. Gholston	Da. Smith	K. Alexander	L. David	B. Grimes	V. Hargreaves	C. Conte	B. McDougald	---
OAK	R. Ayers	G. McCoy	A. Spence	W. Gholston	Da. Smith	K. Alexander	L. David	B. Grimes	V. Hargreaves	C. Conte	B. McDougald	---
ATL	R. Ayers	G. McCoy	A. Spence	W. Gholston	Da. Smith	K. Alexander	L. David	B. Grimes	V. Hargreaves	C. Conte	B. McDougald	---
CHI	R. Ayers	G. McCoy	C. McDonald	W. Gholston	Da. Smith	K. Alexander	L. David	B. Grimes	V. Hargreaves	C. Conte	B. McDougald	---
@KC	R. Ayers	G. McCoy	C. McDonald	W. Gholston	Da. Smith	K. Alexander	L. David	B. Grimes	V. Hargreaves	C. Conte	B. McDougald	---
SEA	R. Ayers	G. McCoy	C. McDonald	W. Gholston	Da. Smith	K. Alexander	L. David	B. Grimes	V. Hargreaves	C. Conte	B. McDougald	---
@SD	R. Ayers	G. McCoy	C. McDonald	W. Gholston	---	K. Alexander	L. David	B. Grimes	V. Hargreaves	K. Tandy	B. McDougald	A. Verner (CB)
NO												

@DAL
@NO
CAR

2016 PLAYTIME PERCENTAGES - OFFENSE

OFFENSE	@ATL	@ARI	LA	DEN	@CAR	@SF	OAK	ATL	CHI	@KC	SEA	NO	@DAL	@NO	CAR	PLAYS	PCT
TOTAL PLAYS	64	79	90	71	73	75	70	80	75	77	67	65	@DAL	@NO		886	

QUARTERBACKS

Winston	64	79	90	71	73	75	70	68	72	77	67	65	DNP	DNP		871	98%
Glennon	DNP	DNP	DNP	DNP	DNP	DNP	DNP	12	3	DNP	DNP	DNP	DNP	DNP		15	5%

RUNNING BACKS

Rodgers	N/A	17	21	30	68	51	45	IA	IA	IA	IA	22	IA	IA		254	49%
Martin	44	13	IA	IA	IA	IA	IA	IA	31	60	53	36	IR	IR		237	56%
Sims III	20	49	68	41	IR	IR	IR	IR	IR	IR	IR	9	IR	IR		178	59%
Barber	0	IA	0	0	5	17	3	36	21	10	14	9	IR	IR		115	14%
A. Smith	N/A	N/A	N/A	N/A	N/A	8	22	24	IR	IR	IR	IR	IR	IR		54	24%
James	N/A	N/A	N/A	W/DET	W/DET	W/DET	N/A	20	23	6	0	N/A	N/A	N/A		49	16%
Hansbrough	PS	N/A	N/A	N/A	0	N/A	N/A	N/A	N/A	N/A	N/A	N/A	N/A	N/A		0	0%

TIGHT ENDS

Brate	25	33	70	62	54	45	38	53	48	59	41	40	IR	IR		568	64%
Myers	13	22	43	21	48	28	16	14	12	22	15	39	IR	IR		293	33%
Stocker	37	9	IA	IA	IA	41	39	23	38	21	38	1	IR	IR		247	38%
Cross	PS	PS	11	20	11	0	4	1	6	10	10	16	IR	IR		89	12%
Seferian-Jenkins	18	34	N/A	W/NYJ	W/NYJ	W/NYJ	W/NYJ	W/NYJ	W/NYJ	W/NYJ	W/NYJ	W/NYJ	W/NYJ	W/NYJ		52	36%

WIDE RECEIVERS

Evans	55	69	78	62	64	57	62	50	64	64	55	56	IR	IR		736	83%
Humphries	49	58	58	39	31	38	48	73	49	42	39	14	IR	IR		538	61%
Jackson	51	68	77	64	53	IR	IR	IR	IR	IR	IR	IR	IR	IR		313	83%
Shorts III	2	9	IA	IA	IA	31	33	62	52	41	19	3	IR	IR		252	39%
Shepard	6	14	11	8	14	27	26	IA	IA	34	32	50	IR	IR		222	30%
Martino	PS	PS	3	6	N/A	17	7	38	17	12	6	29	IR	IR		135	20%

OFFENSIVE LINE

Marpet	64	79	90	71	73	75	70	80	75	77	67	65	IR	IR		886	100%
D. Smith	64	79	90	71	73	75	70	80	75	77	67	65	IR	IR		886	100%
Dotson	64	79	90	71	73	70	70	80	75	77	67	65	IR	IR		881	99%
Hawley	64	75	89	70	60	66	70	31	IA	77	67	65	IR	IR		734	91%
Pamphile	64	79	76	71	73	75	70	80	IA	IA	67	65	IR	IR		720	98%
Bennoch	IA	IA	IA	IA	IA	IA	IA	IA	75	58	0	0	IR	IR		133	47%
E. Smith	DNP	4	17	1	12	9	1	49	6	IA	IA	IA	IR	IR		99	16%
Cherilus	0	0	8	2	17	20	6	5	11	4	13	10	IR	IR		96	11%
Gottschalk	PS	PS	PS	PS	PS	PS	PS	PS	75	19	IA	IR	IR	IR		69	45%
Wester	IA	IA	IA	IA	DNP	IA	IA	IA	IA	IA	IA	IA	IA	IA		0	N/A

MISC.

G. McCoy	0	0	0	0	0	0	0	0	3	0	0	0	0	0		3	0%
----------	---	---	---	---	---	---	---	---	---	---	---	---	---	---	--	---	----

KEY

- DNP= Did Not Play
- IA= Inactive
- IR/DR= Injured Reserve/Designated to Return
- N/A= Not With Team
- PS= Practice Squad
- PUP= Reserve/Physically Unable to Perform
- R/S= Reserve/Suspended List
- W/_=With Other Team

2016 PLAYTIME PERCENTAGES - DEFENSE

DEFENSE	@ATL	@ARI	LA	DEN	@CAR	@SF	OAK	ATL	CHI	@KC	SEA	@SD	NO	@DAL	@NO	CAR	PLAYS	PCT
TOTAL PLAYS	65	66	65	72	54	70	94	73	56	53	63	55	55	63	53	786		

DEFENSIVE LINE

McCoy	59	57	58	12	IA	64	81	59	38	47	50	43	43	50	43	568	78%
Gholston	40	41	45	54	53	65	54	54	27	32	21	29	29	21	29	515	66%
N. Spence	35	24	12	16	21	42	64	30	31	37	51	45	45	51	408	52%	
Ayers Jr.	58	28	IA	IA	IA	IA	71	56	27	34	54	34	34	54	362	69%	
A. Spence	9	17	12	48	36	39	56	43	24	10	7	12	12	7	313	40%	
McDonald	54	54	58	58	IA	IA	IA	IA	24	29	23	39	39	23	339	68%	
Lambert	IA	29	51	49	52	31	22	25	17	4	IA	IA	IA	4	280	46%	
Ward	IA	IA	14	28	31	9	IA	4	IA	PS	PS	PS	PS	PS	86	26%	
H. Jones	2	12	11	20	7	9	16	7	IR	IR	IR	IR	IR	IR	84	15%	
Russell	N/A	N/A	PS	PS	PS	PS	PS	PS	24	17	35	13	13	35	89	39%	
Hughes III	W/CLE	N/A	N/A	N/A	N/A	6	10	17	12	IA	IA	IA	IA	IA	45	13%	
Siliiga	N/A	N/A	N/A	N/A	N/A	W/SEA	W/SEA	W/SEA	W/SEA	IA	11	5	5	11	16	14%	
J. Smith	1	IR	IR	IR	IR	IR	IR	IR	IR	IR	IR	IR	IR	IR	1	2%	

LINEBACKERS

David	65	66	65	70	54	69	91	73	48	53	57	55	55	57	55	766	97%
Alexander	65	65	65	72	54	70	94	43	48	53	63	55	55	63	55	747	95%
D. Smith	27	26	30	40	33	44	36	60	15	19	18	10	10	18	10	358	46%
Glanton	0	0	0	0	0	0	1	14	8	0	0	0	0	0	23	3%	
Lynch	N/A	PS	PS	PS	0	0	0	0	8	0	0	0	0	0	8	1%	
Keyes	0	0	0	0	PS	N/A	N/A	W/ATL	W/ATL	W/ATL	W/ATL	W/ATL	W/ATL	W/ATL	0	0%	
Bond	IA	IA	IR	IR	IR	IR	IR	IR	IR	IR	IR	IR	IR	IR	0	0%	

DEFENSIVE BACKS

McDougald	65	63	63	72	54	68	92	70	53	53	63	55	55	63	55	771	98%
Hargrave III	65	62	63	70	50	70	93	70	56	53	63	54	54	63	54	769	98%
Conte	55	66	57	70	54	69	80	69	49	51	59	IA	IA	59	59	679	93%
Grimes	65	66	63	72	52	70	93	70	48	5	63	55	55	63	55	722	92%
Adjer-Barimah	13	4	0	41	21	42	63	29	42	35	R/S	R/S	R/S	35	290	43%	
Verner	27	43	36	0	1	0	0	0	8	46	51	23	23	51	235	30%	
Tandy	10	3	12	0	4	3	17	10	9	2	4	55	55	4	129	16%	
Robinson	0	0	0	0	0	0	0	0	0	2	0	0	0	2	2	0%	
Banks	0	0	0	0	0	IA	IA	W/DET	W/DET	W/DET	W/DET	W/DET	W/DET	W/DET	0	0%	
R. Smith	IA	IA	0	0	0	0	0	0	0	0	0	0	0	0	0	0%	
Elliott	N/A	N/A	N/A	N/A	N/A	N/A	N/A	N/A	N/A	N/A	0	23	23	0	23	19%	
Wright	N/A	N/A	N/A	N/A	N/A	N/A	N/A	N/A	N/A	N/A	N/A	0	0	0	0	0%	

MISC.

Evans	0	0	0	0	0	0	0	0	0	1	0	0	0	0	0	1	0%
-------	---	---	---	---	---	---	---	---	---	---	---	---	---	---	---	---	----

KEY

- DNP= Did Not Play
- IA= Inactive
- IR/DR= Injured Reserve/Designated to Return
- N/A= Not With Team
- PS= Practice Squad
- PUP= Reserve/Physically Unable to Perform
- R/S= Reserve/Suspended List
- W/_ =With Other Team

2016 TAMPA BAY BUCCANEERS STATISTICS

2016 RECORD --				WON: 7	LOST: 5
Aug 11	L	9-17		at Philadelphia	69,596
Aug 20	W	27-21		at Jacksonville	59,782
Aug 26	W	30-13		CLEVELAND	46,848
Sept 1	L	13-20		WASHINGTON	42,996
<hr/>					
Sept 11	W	31-24		at Atlanta	69,382
Sept 18	L	7-40		at Arizona	64,230
Sept 25	L	32-37		LOS ANGELES	55,009
Oct 2	L	7-27		DENVER	60,375
Oct 10	W	17-14		at Carolina	73,425
<hr/>					
Oct 23	W	34-17		at San Francisco	70,178
Oct 30	L	24-30 (OT)		OAKLAND	61,068
Nov 3	L	28-43		ATLANTA	57,797
Nov 13	W	36-10		CHICAGO	62,898
Nov 20	W	19-17		at Kansas City	72,277
Nov 27	W	14-5		SEATTLE	63,674
Dec 4	W	28-21		at San Diego	53,832
Dec 11				NEW ORLEANS	
Dec 18				at Dallas	
Dec 24				at New Orleans	
Jan 1				CAROLINA	

	BUCCANEERS	OPPONENTS
TOTAL FIRST DOWNS	262	245
Rushing	60	75
Passing	171	152
Penalty	31	18
3rd Down: Made/Att.	73/165 44.2%	49/142 34.5%
4th Down: Made/Att.	4/8 50.0%	5/6 83.3%
POSSESSION AVG.	31:16	28:44
TOTAL NET YARDS	4347	4392
Avg. Per Game	362.3	366.0
Total Plays	823	750
Avg. Per Play	5.3	5.9
NET YARDS RUSHING	1259	1393
Avg. Per Game	104.9	116.1
Total Rushes	352	316
NET YARDS PASSING	3088	2999
Avg. Per Game	257.3	249.9
Sacked/Yards Lost	24/167	29/175
Gross Yards	3255	3174
Att./Completions	447/279	405/249
Completion Pct.	62.4	61.5
Had Intercepted	12	11
PUNTS/AVERAGE	54/45.9	57/44.5
NET PUNTING AVERAGE	42.1	40.2
PENALTIES/YARDS	87/733	89/672
FUMBLES/FUMBLES LOST	16/7	18/11
TOUCHDOWNS	33	34
Rushing	6	10
Passing	24	22
Returns	3	2

SCORE BY QUARTERS	1	2	3	4	OT	TOTAL
BUCCANEERS	57	81	64	75	0	277
OPPONENTS	64	83	75	57	6	285

SCORING	TD	R	P	Rt	PAT	2P	FG	S	PTS
Evans	10	0	10	0	0-0	2	0-0	0	64
Aguiayo	0	0	0	0	24-26	0	15-22	0	69
Brate	6	0	6	0	0-0	0	0-0	0	36
Shepard	2	0	2	0	0-0	0	0-0	0	12
Sims	2	1	1	0	0-0	0	0-0	0	12
Humphries	1	0	1	0	0-0	1	0-0	0	8
Myers	1	0	1	0	0-0	1	0-0	0	8
Alexander	1	0	0	1	0-0	0	0-0	0	6
Barber	1	1	0	0	0-0	0	0-0	0	6
Cross	1	0	1	0	0-0	1	0-0	0	6
Conte	1	0	0	1	0-0	0	0-0	0	6
David	1	0	0	1	0-0	0	0-0	0	6
Martin	2	2	0	0	0-0	0	0-0	0	12
Martino	1	0	1	0	0-0	1	0-0	0	6
Rodgers	1	1	0	0	0-0	0	0-0	0	6
Seferian-Jenkins	1	0	1	0	0-0	0	0-0	0	6
Winston	1	1	0	0	0-0	0	0-0	0	6
team	0	0	0	0	0-0	0	0-0	1	2
BUCCANEERS	33	6	24	3	24-26	4-7	15-22	1	277
OPPONENTS	34	10	22	2	29-30	1-3	16-20	1	285

SACKS: McCoy 7.0, N. Spence 5.5, Ayers 4.5, Alexander 3.0, McDonald 2.5, Adjei-Barimah 2.0, Gholston 2.0, David 1.0, Russell 1.0, A. Spence 0.5. Buccaneers 29.0. Opponents 24.0.

FUM/LOST: Winston 7/4, Humphries 3/0, A. Smith 2/1, Brate 1/0, Martin 1/0, Sims 1/0, Hawley 1/0.

PASSING	Att	Comp	Yds	Cmp%	Yds/Att	TD	TD%	INT	INT%	Lg	Sack/Lost	Rating
Winston	436	269	3180	61.7	7.29	23	5.3	12	2.8	45t	24/167	90.0
Glennon	11	10	75	90.9	6.82	1	9.1	0	0.0	13	0/0	125.4
BUCCANEERS	447	279	3255	62.4	7.28	24	5.4	12	2.7	45t	24/167	91.1
OPPONENTS	405	249	3174	61.5	7.84	22	5.4	11	2.7	68	29/175	92.8

RUSHING	No	Yds	Avg	Lg	TD
Rodgers	95	422	4.4	45	1
Martin	105	313	3.0	17	2
Barber	50	204	4.1	44t	1
Sims	41	116	2.8	23	1
Winston	41	111	2.7	14	1
Smith, A.	10	47	4.7	8	0
James	4	19	4.8	9	0
Humphries	5	18	3.6	8	0
Shepard	1	9	9.0	9	0
BUCCANEERS	352	1259	3.6	45	6
OPPONENTS	316	1393	4.4	28	10

RECEIVING	No	Yds	Avg	Lg	TD
Evans	76	1058	13.9	45t	10
Brate	47	528	11.2	38	6
Humphries	42	467	11.1	42	1
Shepard	16	215	13.4	20	2
Jackson	15	173	11.5	18	0
Sims	14	112	8.0	33	1
Martin	12	115	9.6	27	0
Shorts	11	152	13.8	22	0
Rodgers	10	79	7.9	21	0
Martino	6	108	18.0	43t	1
Smith, A.	6	77	12.8	30	0
Barber	5	28	5.6	11	0
Myers	4	29	7.3	12	1
Cross	4	26	6.5	10	1
James	4	22	5.5	6	0
Stocker	4	22	5.5	11	0
Seferian-Jenkins	3	44	14.7	30t	1
BUCCANEERS	279	3255	11.7	45t	24
OPPONENTS	249	3174	12.7	68	22

INTERCEPTIONS	No	Yds	Avg	Lg	TD
Conte	2	73	36.5	53	1
McDougald	2	32	16.0	32	0
Grimes	2	1	0.5	1	0
Alexander	1	38	38.0	38t	1
Verner	1	16	16.0	16	0
David	1	15	15.0	15t	1
Tandy	1	-2	-2.0	-2	0
Smith, Da.	1	-5	-5.0	-5	0
BUCCANEERS	11	168	15.3	53	3
OPPONENTS	12	187	15.6	60t	1

PUNTING	No	Yds	Avg	Net	TB	In20	Lg	Bk
Anger	54	2477	45.9	42.1	4	26	59	0
BUCS	54	2477	45.9	42.1	4	26	59	0
OPPONENTS	57	2534	44.5	40.2	1	26	67	0

PUNT RETURNS	Ret	FC	Yds	Avg	Lg	TD
Humphries	20	18	206	10.3	25	0
Hargreaves	2	0	14	7.0	9	0
BUCCANEERS	22	18	220	10.0	25	0
OPPONENTS	21	21	122	5.8	20	0

KICKOFF RETURNS	Ret	Yds	Avg	Lg	TD
R. Smith	10	169	16.9	24	0
Humphries	4	47	11.8	17	0
Shorts	1	19	19.0	19	0
BUCCANEERS	15	235	15.7	24	0
OPPONENTS	19	426	22.4	44	0

FIELD GOALS	1-19	20-29	30-39	40-49	50+	Lg
Aguiayo	0-0	3-3	9-11	3-7	0-1	43
BUCCANEERS	0-0	3-3	9-11	3-7	0-1	43
OPPONENTS	0-0	6-6	4-4	3-4	3-6	54

Aguiayo: (43G) (45WR) (41WL) () (35G, 33RU, 35G, 46WL, 38G) (38G, 37G, 50WR) (41G) () (30G, 27G) (31G, 22G, 41G, 36G) (48WR) (31WR, 27G, 35G)
 OPPONENTS: (34G, 34G, 29G) (22G, 40G) (53G) (38G, 24G) (43WL) (28G) (31G, 50WL, 52WR) (29G, 41G, 50G) (54G) (22G) (43G) (53WL)

2016 BUCCANEERS DEFENSIVE STATISTICS

Player	Tackles			TFL	Sacks			Interceptions				Fumbles			
	Solo	Assist	Total		Sack	Yds	QBP	INT	Yds	TD	PD	FF	FR	Yds	TD
Kwon Alexander	80	17	97	8	3.0	8.0	7	1	38	1	4	-	1	4	0
Bradley McDougald	61	7	68	3	-	-	-	2	32	0	9	-	1	6	0
Chris Conte	53	10	63	-	-	-	-	2	73	1	4	-	1	10	0
Lavonte David	46	14	60	11	1.0	7.0	4	1	15	1	4	4	1	53	0
Vernon Hargreaves	52	7	59	3	-	-	-	-	-	-	6	-	-	-	-
William Gholston	35	9	44	8	2.0	18.0	6	-	-	-	-	1	1	0	0
Brent Grimes	32	4	36	-	-	-	-	2	1	0	16	1	-	-	-
Clinton McDonald	21	6	27	5	2.5	13.5	4	-	-	-	-	-	-	-	-
Daryl Smith	20	5	25	3	-	-	-	1	-5	0	1	-	1	0	0
Gerald McCoy	18	6	24	5	7.0	51.0	11	-	-	-	4	2	2	0	0
Jude Adjei-Barimah	22	0	22	1	2.0	16.0	2	-	-	-	2	1	-	-	-
Robert Ayers	13	6	19	4	4.5	21.5	11	-	-	-	-	1	-	-	-
Akeem Spence	10	8	18	2	0.5	0.5	3	-	-	-	-	-	-	-	-
Noah Spence	13	4	17	2	5.5	33.5	10	-	-	-	1	3	-	-	-
Keith Tandy	11	1	12	-	-	-	-	1	0	0	3	-	-	-	-
Alterraun Verner	10	1	11	-	-	-	-	1	16	0	7	-	-	-	-
DaVonte Lambert	7	3	10	-	-	-	-	-	-	-	-	1	-	-	-
Adarius Glanton	8	1	9	-	-	-	-	-	-	-	-	-	-	-	-
John Hughes	5	1	6	-	-	-	-	-	-	-	-	-	-	-	-
Channing Ward	1	4	5	-	-	-	-	-	-	-	-	-	-	-	-
Ryan Russell	2	0	2	1	1.0	6.0	3	-	-	-	-	-	-	-	-
Howard Jones	1	0	1	-	-	-	1	-	-	-	-	-	1	0	0
Cameron Lynch	0	1	1	-	-	-	-	-	-	-	-	-	-	-	-
Sealver Siliga	0	1	1	-	-	-	-	-	-	-	-	-	-	-	-
Totals	521	116	637	56	29.0	175.0	62	11	170	3	61	14	9	73	0

2016 SPECIAL TEAMS STATISTICS

Player	Tackles			Fumbles		
	Solo	Assist	Total	FF	FR	TD
Josh Robinson	9	0	9	-	-	-
Keith Tandy	6	0	6	-	1	0
Josh Keyes	3	0	3	-	-	-
Adarius Glanton	3	0	3	-	-	-
Alterraun Verner	3	0	3	-	-	-
Chris Conte	2	0	2	-	-	-
Alan Cross	2	0	2	-	-	-
Howard Jones	2	0	2	-	-	-
Cameron Lynch	2	0	2	-	-	-
Russell Shepard	2	0	2	-	1	0
Roberto Aguayo	1	0	1	-	-	-
Bryan Anger	1	0	1	-	-	-
Peyton Barber	1	0	1	-	-	-
Brandon Myers	1	0	1	-	-	-
Jacquizz Rodgers	1	0	1	-	-	-
Ryan Smith	1	0	1	-	-	-
Cameron Brate	0	1	1	-	-	-
Totals	40	1	41	0	2	0

Return Touchdowns

38-yard interception return by Kwon Alexander, vs. L.A., 9/25/16
 20-yard interception return by Chris Conte, vs. Chicago, 11/13/16
 15-yard interception return by Lavonte David, at San Diego, 12/4/16

Safeties

Ayers (forced fumble out of end zone), vs. Chicago, 11/13/16

Key	
TFL - Tackles for Loss	FF - Forced Fumbles
Yds - Yards	FR - Fumble Recoveries
QBP - Quarterback Pressures	OR - Own Recovered
PD - Passes Defensed	OOB - Out of Bounds

Blocked Kicks			
	FG	PAT	Punt
Totals	0	0	0

Own Fumbles				
	Total	Lost	OR	OOB
Cameron Brate	1	0	0	1
Joe Hawley	1	0	1	0
Adam Humphries	3	0	2	1
Doug Martin	1	1	0	0
Charles Sims	1	1	0	0
Antone Smith	2	1	1	0
Jameis Winston	7	4	3	0
Totals	16	7	7	2

Miscellaneous Tackles/Fumbles			
	Tackles	FF	FR
Peyton Barber	1	0	0
Cameron Brate	1	0	0
Mike Evans	1	0	0
Joe Hawley	3	0	0
Doug Martin	0	0	1
Ali Marpet	3	0	0
Kevin Pamphile	1	0	0
Cecil Shorts	1	0	0
Charles Sims	3	0	0
Antone Smith	0	0	1
Jameis Winston	0	0	3
Totals	14	0	5

TAMPA BAY BUCCANEERS' 2016 PERSONNEL LOG

(By Date)

January 1 – Placed S **Chris Conte** on Injured Reserve. Promoted LB **Devin Eubanks** to the active roster from the practice squad.

January 5 – Signed C **Josh Allen**, WR **Andre Davis**, G **Antoine Everett**, C **Ben Gottschalk**, S **Gerod Holliman**, DE **Martin Ifedi**, DT **Derrick Lott**, CB **C.J. Roberts**, CB **Joel Ross**.

January 6 – Relieved Head Coach **Lovie Smith** of duties.

January 11 – Contract expired for cornerbacks coach **Gill Byrd**, defensive line coach **Joe Cullen**, defensive coordinator **Leslie Frazier**, wide receivers coach **Andrew Hayes-Stoker**, senior defensive assistant **Larry Marmie**, linebackers coach **Hardy Nickerson**, special teams coordinator **Kevin O'Dea**, safeties coach **Mikal Smith** and defensive quality control **Miles Smith**.

January 15 – Named **Dirk Koetter** as head coach. Named **Mike Smith** as defensive coordinator.

January 19 – Named **Mark Duffner** as linebackers coach, **Jay Hayes** as defensive line coach, **Jon Hoke** as secondary coach and **Nate Kaczor** as special teams coordinator.

January 24 – Named **Todd Monken** as offensive coordinator/wide receivers coach.

January 25 – Named **Zack Grossi** as assistant to the head coach, **Brett Maxie** as defensive backs coach and **Andrew Weidinger** as assistant wide receivers/game management

February 5 – Signed DT **Davon Coleman**, DT **Cliff Matthews**, DE **Jermauria Rasco** and WR **Bernard Reedy**. Promoted **Brian McLaughlin** from team operations assistant to scouting assistant.

February 16 – Named **John Spytek** director of player personnel.

March 7 – G **Logan Mankins** announced retirement.

March 8 – Re-signed S **Keith Tandy**. Released LB **Bruce Carter**.

March 9 – Extended qualifying offers to S **Bradley McDougald** and WR **Russell Shepard**. Tendered LS **Andrew DePaola**, LB **Jeremiah George** and DE **Jacques Smith**.

March 11 – Signed G **J.R. Sweezy**.

March 14 – Signed DE **Robert Ayers Jr.**, CB **Brent Grimes** and CB **Josh Robinson**. Re-signed S **Chris Conte**.

March 18 – Signed LB **Daryl Smith**.

March 23 – Signed P **Bryan Anger**.

April 5 – LS **Andrew DePaola** signed exclusive rights contract. S **Bradley McDougald** signed restricted free agent tender.

April 6 – LB **Jeremiah George** signed exclusive rights contract.

April 11 – DE **Jacques Smith** signed exclusive rights contract. WR **Russell Shepard** signed restricted free agent tender.

April 19 – Signed QB **Dan LeFevour**.

April 25 – Signed RB **Storm Johnson**.

April 29 – Waived WR **Andre Davis**, LB **Darius Eubanks**, G **Antoine Everett**, S **Gerod Holliman**, DT **Derrick Lott**, S **Kimario McFadden**, LB **Jermauria Rasco** and CB **C.J. Roberts**.

May 2 – Released K **Connor Barth**. Waived DE **Martin Ifedi**. Signed RB **Peyton Barber**, FB **Tim Brown**, TE **Kivon Cartwright**, LB **Tyson Coleman**, FB **Alan Cross**, T **Taylor Fallin**, RB **Russell Hansbrough**, S **Traveon Henry**, S **Isaiah Johnson**, DT **DaVonte Lambert**, LB **Cassanova McKinzy**, DT **Jontavious Morris**, LB **Luke Rhodes**, OL **Dominique Robertson**, S **Elijah Shumate**, WR **Dez Stewart**, DL **Channing Ward** and T **Leonard Wester**.

May 5 – Signed OL **Caleb Benenoch** and DB **Ryan Smith**.

May 6 – Signed LB **Devonte Bond** and CB **Vernon Hargreaves III**.

May 7 – Signed TE **Danny Vitale**.

May 9 – Signed LB **Micah Awe**, DT **Travis Britz**, WR **Andre Davis** and T **Kelby Johnson**. Waived TE **Tim Brown**, LB **Tyson Coleman** and DT **Jontavious Morris**.

May 12 – Awarded S **John Lowdermilk** off of waivers from Minnesota. Signed WR **Freddie Martino** and DE **Noah Spence**. Waived S **Traveon Henry** and WR **Dez Stewart**.

May 17 – Signed DT **A.J. Francis**. Waived DT **Davon Coleman**.

May 19 – Waived K **Patrick Murray**.

May 24 – Placed S **John Lowdermilk** on the Reserve/Retired list.

May 26 – Signed CB **Javien Elliott** and S **Kimario McFadden**.

June 7 – Signed K **Roberto Aguayo**.

July 21 – Waived S **John Lowdermilk** from the Reserve/Retired list

July 23 – Awarded WR **Jonathan Krause** off of waivers from the Philadelphia Eagles. Waived (non-football injury) OL **Dominique Robertson**.

July 26 – Signed OL **Joel Hale**. Placed WR **Louis Murphy** and G **J.R. Sweezy** on Active/Physically Unable to Perform list. Placed S **Elijah Shumate** on Active/Non-Football Injury list. Waived OL **Garrett Gilkey** with a failed physical.

July 28 – Awarded CB **Daniel Davie** off of waivers from the Indianapolis Colts. Waived CB **Joel Ross**.

August 3 – Signed OL **Caylin Hauptmann**. Waived QB **Dan LeFevour**.

August 4 – Activated S **Elijah Shumate** from the Active/Non-Football Injury list.

August 5 – Signed DE **Martin Ifedi**. Placed DE **George Johnson** on Injured Reserve

August 6 – Waived OL **Caylin Hauptmann**.

August 8 – Signed OL **Kelvin Palmer**.

August 15 – Signed DT **Ishmaa'ily Kitchen**. Waived (injured) S **Elijah Shumate**.

August 20 – Released S **Elijah Shumate** with injury settlement.

August 22 – Signed T **Kyler Kerbyson**. Waived LB **Cassanova McKinzy**. Waived (injured) **Kelby Johnson**.

August 28 – Waived DT **Travis Britz**, CB **Daniel Davie**, WR **Andre Davis**, OL **Taylor Fallin**, LB **Jeremiah George**, DE **Martin Ifedi**, RB **Storm Johnson**, DT **Ishmaa'ily Kitchen**, S **Kimario McFadden**, P **Jacob Schum** and TE **Tevin Westbrook**. Released S **Major Wright**.

August 30 – Signed LB **Jeremiah George** and S **Kimario McFadden**. Placed WR **Louis Murphy** and G **J.R. Sweezy** on Reserve/Physically Unable to Perform list. Waived (injured) WR **Donteea Dye**. Waived OL **Joel Hale**.

September 3 – Waived C **Josh Allen**, LB **Micah Awe**, RB **Peyton Barber**, DE **Kourtnei Brown**, CB **Javien Elliot**, DT **A.J. Francis**, LB **Jeremiah George**, C **Ben Gottschalk**, RB **Russell Hansbrough**, S **Isaiah Johnson**, T **Kyler Kerbyson**, LB **Josh Keyes**, WR **Jonathan Krause**, WR **Freddie Martino**, S **Kimario McFadden**, OL **Kelvin Palmer**, LB **Luke Rhodes** and TE **Danny Vitale**. Released DT **Cliff Matthews**. Waived (injured) WR **Kenny Bell**, TE **Kivon Cartwright** and WR **Bernard Reedy**.

September 4 – Signed OL **Josh Allen**, LB **Micah Awe**, RB **Peyton Barber**, WR **Jeremy Butler**, CB **Javien Elliot**, C **Ben Gottschalk**, RB **Russell Hansbrough**, S **Isaiah Johnson**, LB **Josh Keyes** and WR **Freddie Martino** to practice squad.

September 6 – Signed WR **Cecil Shorts III**. Waived WR **Evan Spencer**.

September 7 – Waived (injured) RB **Mike James**.

September 8 – Promoted RB **Peyton Barber** from the practice squad to the active roster. Signed WR **Evan Spencer** to the practice squad.

September 9 – Released WR **Evan Spencer** from the practice squad.

September 10 – Promoted LB **Josh Keyes** from the practice squad to the active roster. Waived TE **Alan Cross**. Signed TE **Danny Vitale** to the practice squad. Released LB **Micah Awe** from the practice squad.

September 12 – Placed DE **Jacquies Smith** on Injured Reserve.

September 13 – Signed RB **Jacquizz Rodgers**. Signed TE **Alan Cross** and LB **Cameron Lynch** to practice squad.

September 14 – Signed DT **Rodney Coe** to the practice squad. Released RB **Russell Hansbrough** from the practice squad.

September 21 – Promoted WR **Freddie Martino** from the practice squad to the active roster. Waived LB **Josh Keyes**. Signed DE **Ryan Russell** to the practice squad.

September 23 – Signed LB **Josh Keyes**. Promoted TE **Alan Cross** from the practice squad to the active roster. Waived TE **Austin Seferian-Jenkins**. Placed LB **Devante Bond** on Injured Reserve.

September 23 – Signed WR **Jonathan Krause** to the practice squad.

October 3 – Signed DT **John Hughes III**. Waived LB **Josh Keyes** and WR **Freddie Martino**.

October 4 – Promoted WR **Jeremy Butler** from the practice squad to the active roster.

October 5 – Signed RB **Russell Hansbrough** and LB **Josh Keyes** to the practice squad. Released WR **Jonathan Krause** from the practice squad.

October 9 – Promoted LB **Cameron Lynch** from the practice squad to the active roster. Waived WR **Jeremy Butler**.

October 10 – Promoted RB **Russell Hansbrough** from the practice squad to the active roster. Placed RB **Charles Sims III** on Injured Reserve.

October 11 – Released LB **Josh Keyes** from the practice squad.

October 17 – Signed RB **Antone Smith**. Waived RB **Russell Hansbrough**. Signed WR **Donteea Dye**, S **Trae Elston**, WR **Freddie Martino** and TE **Tevin Westbrook** to the practice squad.

October 10 – Promoted WR **Donteea Dye** from the practice squad to the active roster. Placed WR **Vincent Jackson** on Injured Reserve. Signed RB **Russell Hansbrough** to the practice squad.

October 22 – Promoted WR **Freddie Martino** from the practice squad to the active roster. Waived WR **Donteea Dye**.

October 25 – Signed WR **Donteea Dye** to the practice squad.

November 1 – Signed RB **Mike James**. Waived CB **Johntan Banks**.

November 7 – Promoted RB **Russell Hansbrough** from the practice squad to the active roster. Placed DE **Howard Jones** and RB **Antone Smith** on Injured Reserve.

November 12 – Promoted C **Ben Gottschalk** and DE **Ryan Russell** from the practice squad to the active roster. Waived RB **Russell Hansbrough**.

November 15 – Signed DE **Kourtnei Brown**, RB **Russell Hansbrough** and OL **Kyler Kerbyson** to the practice squad. Released S **Trae Elston** from the practice squad.

November 16 – Awarded DT **Sealver Siliga** off of waivers from Seattle. Waived DL **Channing Ward**.

November 18 – Signed DL **Channing Ward** to the practice squad. Released DT **Rodney Coe** from practice squad.

November 22 – Promoted OL **Josh Allen** and CB **Javien Elliott** from the practice squad. Placed OL **Ben Gottschalk** on Injured Reserve. Signed OL **Mike Liedtke**, CB **Cody Riggs** and WR **Myles White** to the practice squad. Released RB **Russell Hansbrough** from practice squad.

November 28 – Released DE **Kourtnei Brown** from the practice squad.

November 29 – Waived RB **Mike James** and waived WR **Louis Murphy** from Reserve/Physically Unable to Perform list. Signed DT **Rodney Coe** from the practice squad.

November 30 – Signed S **Major Wright** from the practice squad.

TAMPA BAY BUCCANEERS' 2016 PERSONNEL LOG

(By Player and Coach)

Aguayo, Roberto **K**
June 7 Signed contract

Anger, Bryan **P**
March 23 Signed contract

Allen, Josh **C**
January 5 Signed contract
September 3 Waived
September 4 Signed to practice squad
November 22 Promoted to active roster

Awe, Micah **LB**
May 9 Signed contract
September 3 Waived
September 4 Signed to practice squad
September 10 Released from practice squad

Ayers Jr., Robert **DE**
March 14 Signed contract

Banks, Johnthan **CB**
November 1 Waived

Barber, Peyton **RB**
May 2 Signed contract
September 3 Waived
September 4 Signed to practice squad
September 8 Promoted to active roster

Barth, Connor **K**
May 2 Released

Bell, Kenny **WR**
September 3 Waived (injured)

Benenoch, Caleb **OL**
May 5 Signed contract

Bond, Devonte **LB**
May 6 Signed contract
September 23 Placed on Injured Reserve

Brown, Kourtnei **DE**
September 3 Waived
November 15 Signed to practice squad
November 28 Released from practice squad

Brown, Tim **FB**
May 2 Signed contract
May 9 Waived

Britz, Travis **DT**
May 9 Signed contract
August 28 Waived

Butler, Jeremy **WR**
September 4 Signed to practice squad
October 4 Promoted to the active roster
October 9 Waived

Byrd, Gill **Cornerbacks Coach**
January 11 Contract Expired

Carter, Bruce **LB**
March 8 Released

Cartwright, Kivon **TE**
May 2 Signed contract
September 3 Waived (injured)

Coe, Rodney **DT**
September 14 Signed to practice squad
November 18 Released from practice squad
November 29 Signed to practice squad

Coleman, Davon..... **DT**
February 5 Signed contract
May 17 Waived

Coleman, Tyson **LB**
May 2 Signed contract
May 9 Waived

Conte, Chris..... **S**
January 1 Placed on Injured Reserve
March 14 Signed contract

Cross, Alan **FB**
May 2 Signed contract
September 10 Waived
September 13 Signed to practice squad
September 23 Promoted to active roster

Cullen, Joe..... **Defensive Line Coach**
January 11 Contract Expired

Davie, Daniel..... **CB**
July 28 Awarded off of waivers (IND)
August 28 Waived

Davis, Andre **WR**
January 5 Signed contract
April 29 Waived
May 9 Signed contract
August 28 Waived

DePaola, Andrew..... **LS**
March 9 Tendered
April 5 Signed Exclusive Rights Contract

Duffner, Mark..... **Linebackers Coach**
January 19 Named linebackers coach

Dye, Donteea **WR**
August 30 Waived (Injured)
October 17 Signed to practice squad
October 19 Promoted to active roster
October 25 Signed to practice squad

Elliott, Javien..... **CB**
May 26 Signed contract
September 3 Waived
September 4 Signed to practice squad
November 22 Promoted to active roster

Elston, Trae **S**
October 17 Signed to practice squad
November 15 Released from practice squad

Eubanks, Devin **LB**
January 1 Promoted to active roster
April 29 Waived

Everett, Antoine **G**
January 5 Signed contract
April 29 Waived

Fallin, Taylor..... **T**
May 2 Signed contract
August 28 Waived

Francis, A.J...... **DT**
May 17 Signed contract
September 3 Waived

Frazier, Leslie **Defensive Coordinator**
January 11 Contract Expired

George, Jeremiah..... **LB**
March 9 Tendered
April 5 Signed Exclusive Rights Contract
August 28 Waived
August 30 Signed contract
September 3 Waived

Gilkey, Garrett **OL**
July 26 Waived (failed physical)

Gottschalk, Ben..... **C**
January 5 Signed contract
September 3 Waived
September 4 Signed to practice squad
November 12 Promoted to active roster
November 22 Placed on Injured Reserve

Grimes, Brent **CB**
March 14 Signed contract

Grossi, Zack **Assistant to the Head Coach**
January 19 Named assistant to the head coach

Hale, Joel **OL**
July 26 Signed contract
August 30 Waived

Hansbrough, Russell **RB**
May 2 Signed contract
September 3 Waived
September 4 Signed to practice squad
September 14 Released from practice squad
October 5 Signed to practice squad
October 10 Promoted to active roster
October 17 Waived
October 19 Signed to practice squad
November 7 Promoted to active roster
November 12 Waived
November 15 Signed to practice squad
November 22 Released from practice squad

Hargreaves III, Vernon **CB**
May 6 Signed contract

Hauptmann, Caylin **OL**
August 3 Signed contract
August 6 Waived

Hayes, Jay **Defensive Line Coach**
January 19 Named defensive line coach

Hayes-Stoker, Andrew **Wide Receivers Coach**
January 11 Contract Expired

Henry, Traveon..... **S**
May 2 Signed contract
May 12 Waived

Hoke, Jon..... **Secondary Coach**
January 19 Named secondary coach

Holliman, Gerod **S**
January 5 Signed contract
April 29 Waived

Hughes III, John **DT**
October 3 Signed contract

Ifedi, Martin..... **DE**
January 5 Signed contract
May 2 Waived
August 5 Signed contract
August 28 Waived

Jackson, Vincent..... **WR**
October 19 Placed on Injured Reserve

James, Mike..... **RB**
September 7 Waived (injured)
November 1 Signed contract
November 29 Waived

Johnson, George **DE**
August 5 Placed on Injured Reserve

Johnson, Isaiah **S**
 May 2 Signed contract
 September 3 Waived
 September 4 Signed to practice squad

Johnson, Kelby **T**
 May 9 Signed contract
 August 22 Waived (injured)

Johnson, Storm..... **RB**
 April 25 Signed contract
 August 28 Waived

Jones, Howard **DE**
 November 7 Placed on Injured Reserve

Kaczor, Nate **Special Teams Coordinator**
 January 19 Named special teams coordinator

Kerbyson, Kyler **OL**
 August 22 Signed contract
 September 3 Waived
 November 15 Signed to practice squad

Keyes, Josh **LB**
 September 3 Waived
 September 4 Signed to practice squad
 September 10 Promoted to active roster
 September 21 Waived
 September 23 Signed contract
 October 3 Waived
 October 5 Signed to practice squad
 October 11 Release from practice squad

Kitchen, Ishmaa'ily **DT**
 August 15 Signed contract
 August 28 Waived

Koetter, Dirk **Head Coach**
 January 15 Named head coach

Krause, Jonathan..... **WR**
 July 23 Awarded off of waivers (PHI)
 September 3 Waived
 September 28 Signed to practice squad
 October 5 Released from practice squad

Lambert, DaVonte **DT**
 May 2 Signed contract

LeFevour, Dan **QB**
 April 19 Signed contract
 August 3 Waived

Liedtke, Mike **S**
 November 22 Signed to practice squad

Lott, Derrick..... **DT**
 January 5 Signed contract
 April 29 Waived

Lowdermilk, John **S**
 May 12 Awarded off of waivers (MIN)
 May 24 Placed on Reserve/Retired list
 July 21 Waived from Reserve/Retired list

Lynch, Cameron..... **LB**
 September 13 Signed to practice squad
 October 9 Promoted to active roster

Mankins, Logan **G**
 March 7 Announced retirement

Marmie, Larry **Senior Defensive Assistant**
 January 11 Contract Expired

Martino, Freddie **WR**
 May 12 Signed contract
 September 3 Waived
 September 4 Signed to practice squad
 September 21 Promoted to active roster
 October 3 Waived
 October 17 Signed to practice squad

Matthews, Cliff..... **DT**
 February 5 Signed contract
 September 3 Released

Maxie, Brett..... **Defensive Backs Coach**
 January 19 Named defensive backs coach

McDougald, Bradley **S**
 March 9 Qualifying offer extended
 April 5 Signed RFA Tender

McFadden, Kimario **S**
 April 29 Waived
 May 26 Signed contract
 August 28 Waived
 August 30 Signed contract
 September 3 Waived

McKinzy, Cassanova **LB**
 May 2 Signed contract
 August 22 Waived

McLaughlin, Brian..... **Scouting Assistant**
 February 5 Promoted from Team Operations Assistant

Monken, Todd..... **Offensive Coordinator/Wide Receivers Coach**
 January 19 Named linebackers coach

Morris, Jontavius **DT**
 May 2 Signed contract
 May 9 Waived

Murphy, Louis **WR**
 July 26 Placed on Active/PUP list
 August 30 Placed on Reserve/PUP list
 November 29 Waived from Reserve/PUP list

Murray, Patrick..... **K**
 May 19 Waived

Nickerson, Hardy **Linebackers Coach**
 January 11 Contract Expired

O'Dea, Kevin..... **Special Teams Coordinator**
 January 11 Contract Expired

Palmer, Kelvin **OL**
 August 8 Signed contract
 September 3 Waived

Rasco, Jermauria **DE**
 February 5 Signed contract
 April 29 Waived

Reedy, Bernard **WR**
 February 5 Signed contract
 September 3 Waived (injured)

Rhodes, Luke **RB**
 May 2 Signed contract
 September 3 Waived

Riggs, Cody **CB**
 November 22 Signed to practice squad

Roberts, C.J...... **CB**
 January 5 Signed contract
 April 29 Waived

Robertson, Dominique **OL**
 May 2 Signed contract
 July 23 Waived (non-football injury)

Robinson, Josh **CB**
 March 14 Signed contract

Rodgers, Jacquizz **RB**
 September 13 Signed contract

Ross, Joel **CB**
 January 5 Signed contract
 July 28 Waived

Russell, Ryan **DE**
 September 21 Signed to practice squad
 November 12 Promoted to active roster

Schum, Jacob **P**
 August 28 Waived

Seferian-Jenkins, Austin **TE**
 September 23 Waived

Shepard, Russell **WR**
 March 9 Qualifying offer extended
 April 11 Signed RFA Tender

Shorts III, Cecil **WR**
 September 6 Signed contract

Shumate, Elijah **S**
 May 2 Signed contract
 July 26 Placed on Active/NFI list
 August 4 Activated from Active/NFI list
 August 15 Waived (Injured)
 August 20 Released with injury settlement

Siliga, Sealver **DT**
 November 16 Awarded off of waivers (SEA)

Sims III, Charles **RB**
 October 10 Placed on Injured Reserve

Smith, Antone **RB**
 October 17 Signed contract
 November 7 Placed on Injured Reserve

Smith, Daryl **LB**
 March 18 Signed contract

Smith, Jacquies **DE**
 March 9 Tendered
 April 5 Signed Exclusive Rights Contract
 September 12 Placed on Injured Reserve

Smith, Lovie **Head Coach**
 January 6 Relieved of duties

Smith, Mikal **Safeties Coach**
 January 11 Contract Expired

Smith, Mike **Defensive Coordinator**
 January 15 Named defensive coordinator

Smith, Miles **Defensive Quality Control**
 January 11 Contract Expired

Smith, Ryan **DB**
 May 5 Signed contract

Spence, Noah **DE**
 May 12 Signed contract

Spencer, Evan **WR**
 September 6 Waived
 September 4 Signed to practice squad
 September 9 Released from practice squad

Spytek, John **Director of Player Personnel**
 February 16 Named director of player personnel

Stewart, Dez **WR**
 May 2 Signed contract
 May 12 Waived

Sweezy, J.R. **G**
 March 10 Signed contract
 July 26 Placed on Active/PUP list
 August 30 Placed on Reserve/PUP list

Tandy, Keith **S**
 March 8 Signed contract

Vitale, Danny **TE**
 May 7 Signed contract
 September 3 Waived
 September 10 Signed to practice squad

Ward, Channing **DE**
 May 2 Signed contract
 November 16 Waived
 November 18 Signed to practice squad

Weidinger, Andrew **Assistant Wide Receivers/Game Management**
 January 19 Named assistant wide receivers/game management

Westbrook, Tevin **TE**
 August 28 Waived
 October 17 Signed to practice squad

Wester, Leonard **T**
 May 2 Signed contract

White, Myles **RB**
 November 22 Signed to practice squad

Wright, Major **S**
 August 28 Released
 November 30 Signed contract