



NEWS RELEASE

December 6, 2016

Seahawks Look for their First Win at Lambeau Field Since 1999



Seahawks at Packers
Sunday, December 11
1:25 p.m. (PT), FOX
Lambeau Field



2016 Schedule

Preseason (3-1)

Day	Date	Opponent	Time (PT)	TV
Sat.	8/13	at Kansas City	W	17-16
Thu.	8/18	Minnesota	L	18-11
Thu.	8/25	Dallas	W	27-17
Thu.	9/1	at Oakland	W	23-21

Regular Season (8-3-1)

Day	Date	Opponent	Time (PT)	TV
Sun.	9/11	Miami	W	12-10
Sun.	9/18	at Los Angeles	L	9-3
Sun.	9/25	San Francisco	W	37-18
Sun.	10/2	at N.Y. Jets	W	27-17
Sun.	10/9	Bye Week		
Sun.	10/16	Atlanta	W	26-24
Sun.	10/23	at Arizona	T (ot)	6-6
Sun.	10/30	at New Orleans	L	25-20
Mon.	11/7	Buffalo	W	31-25
Sun.	11/13	at New England	W	31-24
Sun.	11/20	Philadelphia	W	26-15
Sun.	11/27	at Tampa Bay	L	14-5
Sun.	12/4	Carolina	W	40-7
Sun.	12/11	at Green Bay	1:25 p.m.	FOX
Thu.	12/15	Los Angeles	5:25 p.m.	NBC/NFL
Sat.	12/24	Arizona	1:25 p.m.	FOX
Sun.	1/1/17	at San Francisco*	1:25 p.m.	FOX

*Game time subject to NFL Flexible Scheduling

Table of Contents

Page	Note
2	What to Look for vs. Green Bay
3	Series vs. Green Bay
4-6	Team Notes
7	Seahawks in Prime Time
8-9	Team Notes
10-12	Russell Wilson
13-16	Player Notes (by jersey number)
16	Special Teams Notes
11-12	Seahawks in prime time, Team Notes
17	Pete Carroll
18	Paul Allen's 20th Season as Chairman
19	Kenny Easley for Pro Football Hall of Fame
20-21	Statistics
22-25	Transactions, Participation Chart, How Built
26-28	Rosters, Depth Chart, Pronunciation Guide

Winners of 27, with one tie, of their last 38 games, 50, with one tie, of their last 68, and 59, with one tie, of their last 84 dating back to the final half of the 2011 season, Seattle **leads the NFL with a 32-7 record** in regular season games during the months of November - January.

The **Seahawks have averaged 173.0 rushing yards per game** in the last three weeks and posted a season-high 240 rushing yards last week vs. Carolina's second-ranked rush defense.

Seattle is also **18-11-1 in its last 30 road games** dating back to 2013.

Broadcast Information

Television	FOX	Joe Buck (play-by-play)
	(channel 13 in Seattle)	Troy Aikman (analyst)
		Erin Andrews (sidelines)
National Radio	Sports USA Radio	Wayne Randazzo (play-by-play)
		Hank Bauer (analyst)
Local Radio	710 ESPN Seattle	Steve Raible (play-by-play)
	KIRO Radio 97.3	Warren Moon (analyst)
		Jen Mueller (sidelines)

This Week's Schedule

Wednesday, December 7

11:45 a.m.	Packers Head Coach Mike McCarthy conference call
Noon	Packers QB Aaron Rodgers conference call
12:25 p.m.	Head Coach Pete Carroll press conference
12:40 p.m.	CB Richard Sherman available
1:45 p.m.	Practice*
	Darrell Bevell, coaches available after practice

Thursday, December 8

12:30 p.m.	QB Russell Wilson available
12:45 p.m.	Open locker room
1:45 p.m.	Practice*
	Kris Richard, coaches available after practice

Friday, December 9

12:30 p.m.	Practice* & Travel Day
1:55 p.m.	Coach Carroll available; no player availability

Saturday, December 10

No media availability

Sunday, December 11

1:25 p.m.	Seahawks at Packers
-----------	---------------------

Monday, December 12

TBD	Head Coach Pete Carroll press conference
-----	--

*Local TV cameras may shoot the first 5-10 minutes of practice

What to Look for



Team

- * Seattle's 10 giveaways are the seventh-fewest in the NFL.
- * Seattle's 79.9 opponent passer rating ranks fourth in the NFC (5th NFL).
- * Seattle has not lost by more than 10 points in its last 85 regular season games (95 games including playoffs), an NFL record.
- * Seattle's NFL-record streak of 88 regular season games (98 games including playoffs) where it has led or been within one score in the fourth quarter came to an end at Tampa Bay (11/27).

The previous time the Seahawks had not been in the lead or within a score in the fourth quarter was at Pittsburgh (9/18/11), a 24-0 loss.

- * Seattle has led the NFL in points allowed during a span of unprecedented combined scoring numbers in league history. Last season's 11,680 combined points scored in games was the second-most in NFL history, while the Seahawks led the league in scoring defense for the fourth-consecutive season... **this season Seattle ranks first in scoring defense, allowing 194 points (16.2 ppg).**

Pete Carroll

- * With the win vs. Philadelphia (11/20), became the 39th head coach in NFL history to reach 100 regular season wins.

Cliff Avril - Houses for Haiti

- * With every sack recorded, he is donating money to New Story Charity to build a house in Haiti for the communities that were affected by Hurricane Matthew.
- * Needs one more sack to tie his career-high of 11.0.
- * Needs 6.5 more sacks to tie the franchise-record for most sacks in a single-season (16.5, Michael Sinclair in 1998).

Doug Baldwin

- * Needs 168 yards to become the fifth-player in club history to record back-to-back 1,000-yard seasons.

Back-to-Back 1,000-Yard Seasons, Club History

Darrell Jackson	2003-04
Joey Galloway	1997-98
Brian Blades	1994-95
Steve Largent	1978-81, 1983-86

- * Needs 202 yards to move in to fourth-place on Seattle's all-time receiving yards list with 4,860.
- * At Los Angeles (9/18), passed Joey Galloway for sixth-place on Seattle's all-time receptions list (currently has 342).
- * Needs one touchdown to move in to fifth-place on Seattle's all-time receiving touchdowns list with 35.
- * Needs one touchdown to move in to tenth-place on Seattle's all-time total touchdowns list with 35.
- * Needs three more receiving touchdowns to tie for third-place on Seattle's all-time receiving touchdowns list with 37 (Joey Galloway) and four more to rank third with 38.

Michael Bennett

- * Needs 1.0 sack to move in to tenth-place on Seattle's all-time sacks list with 29.5.

Steven Hauschka

- * With a field goal this Sunday, he will have made at least one field goal in 16 straight games, extending his franchise-record.
- * His 168 field goals made for Seattle are a franchise-record.
- * With his points vs. Carolina (12/4), he has scored in 90 consecutive games, a franchise-record.

Jon Ryan

- * Has played in 139 consecutive games for Seattle, a club-record.

Richard Sherman

- * Tied for third in the NFC (T4th NFL) with four interceptions.
- * Needs two interceptions to tie Kenny Easley for fourth-place on Seattle's all-time interceptions list with 32.

Bobby Wagner

- * Needs 27 tackles to set the franchise single-season mark with 154 tackles.
- * With 15 tackles vs. Philadelphia (11/20), became the the first player in Seattle history to record 100-tackles in five consecutive seasons.
- * Leads the NFL with 127 tackles (68 solo).

Russell Wilson

- * Since becoming a Day 1 starter his rookie season, and not missing a start, Wilson became the fastest quarterback to win 50 games in NFL history.
- * With a win this weekend, Wilson will move in to second-place for most wins by a quarterback in his first five seasons with 55 wins (playing in only his 77th game).

Most Wins in a QB's First Five Seasons

Matt Ryan, Atl	56
Russell Wilson, Sea	54
Joe Flacco, Bal	54
Ben Roethlisberger, Pit	51
Andy Dalton, Cin	50
Tom Brady, NE	48
Dan Marino, Mia	48

- * With a start this Sunday, he will have started every game played with 87 (77 regular season, 10 postseason).
- * Facing San Francisco (9/24), passed Jim Zorn for third-place on Seattle's all-time touchdown passes list (currently has 118).
- * Ranks eighth on Seattle's all-time rushing yards list with 2,618 yards.
- * At New England (11/13), threw for 348 yards with three touchdowns and no interceptions, giving him 27 games with multiple touchdown passes and no interceptions, the most by a player in his first five seasons in NFL history.

Series vs. Green Bay



Regular Season: Packers lead 9-7

October 10, 1976	L	@	27-20	54,983
October 15, 1978	L	@	45-28	52,712
November 1, 1981	L	@	34-24	49,467
October 21, 1984	W	@	30-24	52,286
November 15, 1987	W		24-13	60,963
December 9, 1990	W	@	20-14	52,015
September 29, 1996	L		31-10	59,973
November 1, 1999	W	@	27-7	59,869
October 5, 2003	L	@	35-13	70,365
January 1, 2006	L	@	23-17	69,928
November 27, 2006	W		34-24	68,256
October 12, 2008	L		27-17	68,302
December 27, 2009	L	@	48-10	70,429
September 24, 2012	W		14-12	68,218
September 4, 2014	W		36-16	68,424
September 20, 2015	L	@	27-17	78,433

Record in Seattle

Kingdome	1-1
CenturyLink Field	3-1

Record at Green Bay

Milwaukee County Stadium	2-2
Lambeau Field	1-5

Current Streaks

Green Bay won the last meeting

Longest Win Streaks

Seahawks	3, 1984-90
Packers	3, 1976-81

Last Game Played in...

Seattle	Seahawks 36, Packers 16 (9/4/14)
Green Bay	Packers 27, Seahawks 17 (9/20/15)

Total Points in Series

Seahawks	341 (21.3)
Packers	407 (25.4)

Largest Margin of Victory

Seahawks	20 points twice, last: 36-16 (9/4/14)
Packers	38 points, 48-10 (12/27/09)

Combined Points

Highest	73 (Green Bay win 45-28 on 10/15/78)
Lowest	26 (Seattle win 14-12 on 9/24/12)

Shutouts

Seahawks	None
Packers	None

Pete Carroll vs. Packers (Regular Season)

With Seattle	2-1
With New England	0-1
With N.Y. Jets	0-1
Playoffs	1-0

Mike McCarthy vs. Seahawks (Regular Season)

With Green Bay	3-3
Playoffs	1-1

Head-to-Head Comparison

2016 Regular Season	Seahawks	Packers
Record	8-3-1	6-6
Total Yards Gained	4,295	4,323
Total Offense (NFL Rank)	357.9 (15)	360.3 (13)
Rush Offense	101.5 (20)	99.1 (24)
Pass Offense	256.4 (14)	261.2 (10)
Points Per Game	22.0 (20)	24.6 (11)
Total Yards Allowed	3,963	4,166
Total Defense	330.3 (8)	347.2 (13)
Rush Defense	99.3 (14)	92.9 (9)
Pass Defense	231.0 (T9)	254.3 (17)
Points Allowed/Game	16.2 (1)	25.2 (23)
Possession Avg.	28:50	31:18
Sacked/Yds. Lost	29/226	25/166
Sacks Made/Yds. Lost	31/200	30/221
Interceptions By	11	8
Penalties/Yds.	88/747	74/617
Punts/Avg.	57/44.8	37/44.7
Turnover Differential	+6 (T5)	-5 (T24)

2016 Stat Leaders

	Seahawks	Packers
Rushing	Thomas Rawls 226 (60-3.8-2)	Christine Michael 492 (127-3.9-6)
Passing	Russell Wilson 3,142 (404-264-12-5-93.7)	Aaron Rodgers 3,283 (479-309-29-7-98.5)
Receiving	Doug Baldwin 832 (68-12.2-5)	Jordy Nelson 872 (69-12.6-10)
Scoring (Non kicker)	Baldwin & Graham 30	Jordy Nelson 60
Sacks	Cliff Avril 10.0	Nick Perry 8.0
Int.	Richard Sherman 4	Ha Ha Clinton-Dix 3
Punting	Jon Ryan 45.6/40.3 net (20 In20)	Jacob Schum 44.7/40.0 net (11 In20)
Kicking	Steven Hauschka 100 (26/29 FG, 22/26 PAT)	Mason Crosby 89 (20/23 FG, 29/31 PAT)

Top Single-Game Performances

	Seahawks	Packers
Rushing Yards	Shaun Alexander 40-201-5.0-0 11/27/06	Gerry Ellis 38-219-5.8-3 11/1/81
Passing Yards	Dave Krieg 35-22-310-2-2 10/21/84	Lynn Dickey 38-24-364-3-3 10/21/84
Receiving Yards	Steve Largent 7-129-18.4-1 10/21/84	James Lofton 5-162-32.4-2 10/21/84



119 Consecutive Sell Outs

Since the Seahawks trip to Super Bowl XL, NFC West crowns from 2004-07, 2010 and 2013-14, a Super Bowl XLVIII championship and Super Bowl XLIX appearance, Seattle's fans do not want to miss out on seeing their team in action. Since 2003, all but one game has sold out, giving the team 119 consecutive sell outs following Week 14 of the 2016 season, including playoffs.

Fans set the CenturyLink Field attendance record (69,190) in Week 11 vs. Philadelphia (11/20).

For the third-consecutive year, Seattle posted at least a 99.5% season ticket renewal rate while selling all 61,000 available season tickets.

Training Camp presented by Safeway practices open to the public also sold out. In all, more than 34,000 fans attended the team's 12 open camp sessions.

153 False Starts at Home

Armed with the loudest fans in the NFL, CenturyLink Field and the 12s lead the NFL with 153 false start penalties since the 2005 season.

Opponent False Start Penalties at Home (2005-current)

	Games	Penalties	Average
Seattle Seahawks	94	153	1.63
Arizona Cardinals	87	146	1.68
Philadelphia Eagles	93	141	1.52
Detroit Lions	94	135	1.44
Houston Texans	94	135	1.44

84-34 NFC Home Record Since 2002

One thing that has been a constant from the early days of the Kingdom through the championship years of CenturyLink Field is that the 12s have given that extra edge to the Seahawks when playing in the Puget Sound.

Seattle has the NFC's best home winning percentage since moving to the NFC in 2002 with an 84-34 record, and is one of two teams with 80-plus wins during that span.

NFC Best Home Record Since 2002

Team	Record	Pct.
Seattle	84-34	.712
Green Bay	83-34-1	.708
Minnesota	75-43	.636
Atlanta	70-48	.593
Philadelphia	69-48	.590
Dallas	67-51	.568

1,546 Roster Transactions Since 2010; 27 Undrafted Players on 53-Man Roster

Since forming their relationship in 2010, General Manager John Schneider and Pete Carroll have put together the NFL's most competitive, deep and talented roster over the last seven seasons. Always competing to uncover players that fit the team's mindset, Seattle has made roughly 1,546 roster moves since 2010.

As a result of the numerous transactions, **Seattle has had 176 players play at least one NFL game, and 109 play at least 10 games** after being released, traded or un-signed after their time with Seattle since 2010.

Of the 53 players on Seattle's roster, 27 originally entered the league as undrafted free agents (16 with Seattle) and the remaining 26 were drafted (one in the first-round, five in the second-round, nine in the third-round, four in the fourth-round, four in the fifth-round, and three in the sixth-round), including 21 drafted by Seattle (exceptions: Avril, Graham, Jenkins, Moore, Rubin).

Teams with the Most Undrafted Players

Seattle	27
Carolina	21
San Diego	21
Indianapolis	20
Chicago	19
Oakland	19
Miami	19
New Orleans	19
Tampa Bay	19
Houston	18

8th-Youngest NFL Roster

The Seahawks have the eighth-youngest NFL roster after finishing last season as the 18th-youngest (26 years, 340 days).

Youngest NFL Rosters

Team	Years	Days
Cleveland	25	245
Los Angeles	25	263
Jacksonville	25	340
Green Bay	26	38
Chicago	26	41
Kansas City	26	90
Denver	26	138
Seattle	26	156
Tampa Bay	26	161
San Diego	26	189



NFL-Record 95 Straight Games of Not Losing by More than 10 Points

Seattle has not lost by more than 10 points in its last 85 regular season games (95 games including playoffs), an NFL record.

The Seahawks largest defeat since Week 9 (11/6/11) of 2011 was a 10-point loss at Green Bay (9/20/15), **a span of 57 games (65 including playoffs)**.

Largest Defeats Since Week 9 of 2011

Deficit	Score	Opponent	Date
10	27-17	at Green Bay	9/20/15
9	14-5	at Tampa Bay	11/27/16
9	30-21	at San Diego	9/14/14
7*	31-24	at Carolina	1/17/16
7	39-32	vs. Arizona	11/15/15
7	30-23	vs. Dallas	10/12/14
7	17-10	vs. Arizona	12/22/13
7	13-6	at San Francisco	10/18/12

* NFC Divisional Playoff

59-24-1 Record in Last 84 Games

Seattle has compiled a 59-24-1 record since the final half of the 2011 regular season and in those 24 losses, the average margin of victory for the opponent has been 5.2 points (125 points).

NFL-Record 98 Straight Games Within One Score in the 4th Quarter Ends

Seattle's NFL-record streak of 88 regular season games (98 games including playoffs) where it has led or been within one score in the fourth quarter came to an end at Tampa Bay (11/27).

The previous time the Seahawks were not in the lead or within a score in the fourth quarter was at Pittsburgh (9/18/11), a 24-0 loss.

Seattle's NFL-record of holding a lead at some point in **62 straight games** was snapped vs. St. Louis (12/27/15) last season.

4-Time Defending Leaders in Scoring Defense

Seattle has **led the NFL in scoring defense for four consecutive seasons** (2012-15), becoming the first defense in the Super Bowl era to accomplish that feat.

Cleveland led the league in scoring defense for a record five-straight seasons from 1953-57 in 12-game seasons.

Leading the NFL in Fewest Points Allowed for Four Straight Seasons, NFL History

Years	Team	PPG Avgs.
1953-57*	Cleveland Browns	13.5, 13.5, 18.2, 14.8, 14.3
2012-15	Seattle Seahawks	15.3, 14.4, 15.9, 17.3

* 12-game season

4 Years of Defensive Consistency; Top-5 Offense in 2015

Seattle has led the NFL in points allowed during a span of unprecedented combined scoring numbers in league history. Last season's 11,680 combined points scored in games was the second-most in NFL history.

On the offensive side of the ball, Seattle's **fourth-ranked offense set the franchise-record with 6,058 yards last season** (378.6 per game), breaking 2014's mark of 6,012 yards. It was the fourth-time in franchise history, first since 2005, with a top-5 offense and Seattle's 26.4 points per game tied for fourth in the NFL, marking the fourth time in franchise history with a top-5 scoring offense, first since 2005. Seattle's 423 points last season were the **second-most in franchise history** (2005).

Seahawks	2012	2013	2014	2015
Record	11-5	13-3	12-4	10-6
Total Yards Gained	5,610	5,424	6,012	6,058
Total Offense (NFL Rank)	350.6 (17)	339.0 (17)	375.8 (9)	378.6 (4)
Rush Offense	161.2 (3)	136.8 (4)	172.6 (1)	141.8 (3)
Pass Offense	189.4 (27)	202.3 (26)	203.1 (27)	236.9 (20)
Points Per Game	25.8 (9)	26.1 (T8)	24.6 (10)	26.4 (T4)
Total Yards Allowed	4,899	4,378	4,274	4,668
Total Defense	306.2 (4)	273.6 (1)	267.1 (1)	291.8 (2)
Rush Defense	103.1 (10)	101.6 (T7)	81.5 (3)	81.5 (1)
Pass Defense	203.1 (6)	172.0 (1)	185.6 (1)	210.3 (2)
Points Allowed/Game	15.3 (1)	14.4 (1)	15.9 (1)	17.3 (1)
Possession Avg.	31:36	29:57	32:11	31:40
Sacked/Yds. Lost	33/203	44/272	42/242	46/271
Sacks Made/Yds. Lost	36/247	44/298	37/234	37/255
Interceptions By	18	28	13	14
Penalties/Yds.	110/890	128/1,183	130/1,009	117/1,007
Punts/Avg.	65/45.6	76/41.6	62/43.4	68/45.7
Turnover Differential	+13 (T5)	+20 (1)	+10 (4)	+7 (T5)



6 TDs Allowed When Down 7+ Points

Seattle's dominant defense rises to the occasion when trailing by seven-plus points to give the offense the opportunity to win ball games by creating turnovers, goal-line stands and forcing field goals by the opposition.

Fewest Total TDs Allowed Since 2012

When Trailing by 7+ Points

Seattle	6
New England	14
Denver	25

Fewest Rushing & Passing TDs Allowed Since 2012

When Trailing by 7+ Points

Seattle	5
New England	11
Cincinnati	19

12,771 Team Rushing Yards Since '11

Seattle leads the NFL with 12,771 team rushing yards since 2011 and has rushed for 100 or more team rushing yards in 67 of its last 85 games.

Seattle's franchise-record 25-game streak of 100-plus rushing yards was snapped vs. St. Louis (12/27/15).

Most Team Rushing Yards Since 2011, NFL

Team	Yards
Seattle	12,771
Buffalo	12,302
Carolina	12,133
San Francisco	11,988
Minnesota	11,917

31 Team Sacks (2nd NFC, T4th NFL)

Seattle has two of the top sack leaders in the NFL in Cliff Avril (10.0, 2nd NFC, T3rd NFL) and Frank Clark (7.5, T18th NFL). Their sacks have helped Seattle rank fourth in the NFL with 31.0 sacks this year.

Most Team Sacks, NFL

Team	Sacks
Denver	36.0
Carolina	34.0
Buffalo	33.0
Seattle	31.0
Minnesota	31.0

32-7 Nov. - Jan. Record Since 2012

Seattle's 32-7 regular season record in the months of November, December and January since 2012 is the best in the NFL.

Best Nov. - Jan. Regular Season Record Since 2012

Team	W	L	Pct.
Seattle	32	7	.821
New England	27	10	.730
Carolina	29	11	.725
Denver	29	11	.725

43-10 When Winning the T.O. Battle

Since 2010, Seattle is 43-10 when winning the turnover battle. It led the NFL in 2013 with 39 takeaways and a +20 differential, ranked fourth in the league in 2014 at +10 and finished last season tied for fifth at +7.

Seattle Record when Winning the Turnover Battle

Year	Record
2010	4-0
2011	6-2
2012	7-1
2013	10-1
2014	6-2
2015	4-4
2016	6-0
Totals	43-10

Turnover Differential Since 2011, NFL

Team	Take-aways			Give-aways			Diff
	Int	Fum	Total	Int	Fum	Total	
New England	95	68	163	49	39	88	+75
Seattle	106	58	164	54	46	100	+64
San Francisco	94	56	150	52	51	103	+47
Green Bay	102	42	144	54	48	102	+42
Carolina	95	64	159	77	52	129	+30

18-11-1 Road Record Since 2013

Seattle is 18-11-1 in its last 30 road games dating back to 2013 and posted an 8-6 record in its last 14 10 a.m. (PT) kickoff starts.

The Seahawks posted a franchise-best 6-2 road record in 2013 and 5-3 records in each of the last two seasons.

Best Road Records in Franchise History

Record	Year
6-2	2013
5-3	2015
5-3	2014
5-3	2005
5-3	1984
4-4	12 times



23-8 on Monday Night Football

Seattle is 23-8 all-time in Monday night play and currently has an 11-game winning streak on Mondays. Its .742 winning percentage to start the work week ranks first all-time in the NFL.

The Seahawks are 17-5 at home and have outscored opponents 279-117 in their last 11 appearances, including three shutouts.

Best All-Time Winning %, Monday Night Football

Seattle	23-8	.742
San Francisco	48-25	.658
Pittsburgh	44-24	.647
Indianapolis	23-16	.590
Oakland	38-27-1	.583

Seahawks on Monday Night Football (23-8)

Oct. 29, 1979	W	31-28	at Atlanta
Nov. 26, 1979	W	30-7	N.Y. Jets
Nov. 17, 1980	L	19-17	Oakland
Nov. 16, 1981	W	44-23	San Diego
Oct. 29, 1984	W	24-0	at San Diego
Nov. 12, 1984	W	17-14	L.A. Raiders
Sept. 23, 1985	L	35-24	L.A. Rams
Nov. 25, 1985	L	19-6	at San Francisco
Oct. 6, 1986	W	33-7	San Diego
Dec. 8, 1986	W	37-0	L.A. Raiders
Nov. 9, 1987	L	30-14	at N.Y. Jets
Nov. 30, 1987	L	37-14	L.A. Raiders
Nov. 28, 1988	W	35-27	L.A. Raiders
Dec. 4, 1989	W	17-16	Buffalo
Oct. 1, 1990	W	31-16	Cincinnati
Nov. 30, 1992	W (ot)	16-13	Denver
Nov. 1, 1999	W	27-7	at Green Bay
Oct. 2, 2000	L	24-17	at Kansas City
Oct. 14, 2002	L	28-21	San Francisco
Dec. 6, 2004	L	43-39	Dallas
Dec. 5, 2005	W	42-0	at Philadelphia
Nov. 6, 2006	W	16-0	Oakland
Nov. 27, 2006	W	34-24	Green Bay
Nov. 12, 2007	W	24-0	San Francisco
Dec. 12, 2011	W	30-13	St. Louis
Sept. 24, 2012	W	14-12	Green Bay
Oct. 28, 2013	W	14-9	at St. Louis
Dec. 2, 2013	W	34-7	New Orleans
Oct. 6, 2014	W	27-17	at Washington
Oct. 5, 2015	W	13-10	Detroit
Nov. 7, 2016	W	31-25	Buffalo

11 Straight Wins on Monday Night Football

Seattle defeated Buffalo, 31-25, on Monday Night Football (11/7), its 11th-consecutive win on Mondays. Its 11-game winning streak on MNF ranks as the second-longest streak since 1970 (Raiders, 14).

Most consecutive Monday Night Football wins since 1970

Dates	Team	Wins
9/22/75 - 12/7/81	Oakland	14
12/5/05 - present	Seattle	11
11/24/08 - 9/30/13	New Orleans	9
12/2/96 - 9/27/99	San Francisco	9

18-3-1 in Prime Time Games Since 2010

Since Pete Carroll took over in 2010, the Seahawks have turned in prime time performances in prime time games, posting an 18-3-1 combined record in Sunday, Monday and Thursday night games, and **outscored opponents 557-295**.

The Seahawks are 6-2-1 on Sunday Night Football, 7-0 on Monday Night Football and 5-1 on Thursday Night Football under Carroll, and are **11-1 at home in prime time games** dating back to 2010.

Seattle's Prime Time Games Under Pete Carroll (18-3-1)

Date	Opponent	W/L	Score
Sun, Jan. 2, 2011	vs. St. Louis	W	16-6
Thu, Dec. 1, 2011	vs. Philadelphia	W	31-14
Mon, Dec. 12, 2011	vs. St. Louis	W	30-13
Mon, Sept. 24, 2012	vs. Green Bay	W	14-12
Thu, Oct. 18, 2012	at San Francisco	L	13-6
Sun, Dec. 23, 2012	vs. San Francisco	W	42-13
Sun, Sept. 15, 2013	vs. San Francisco	W	29-3
Thu, Oct. 17, 2013	at Arizona	W	34-22
Mon, Oct. 28, 2013	at St. Louis	W	14-9
Mon, Dec. 2, 2013	vs. New Orleans	W	34-7
Thu, Sept. 4, 2014	vs. Green Bay	W	36-16
Mon, Oct. 6, 2014	at Washington	W	27-17
Thu, Nov. 27, 2014	at San Francisco	W	19-3
Sun, Dec. 21, 2014	at Arizona	W	35-6
Sun, Sept. 20, 2015	at Green Bay	L	27-17
Mon, Oct. 5, 2015	vs. Detroit	W	13-10
Thu, Oct. 22, 2015	at San Francisco	W	20-3
Su, Nov. 15, 2015	vs. Arizona	L	39-32
Sun, Oct. 23, 2016	at Arizona	T	6-6 (ot)
Mon, Nov. 7, 2016	vs. Buffalo	W	31-25
Sun, Nov. 13, 2016	at New England	W	31-24
Sun, Dec. 4, 2016	vs. Carolina	W	40-7



.841 Winning % in Prime Time

Seattle has played its best football in prime time, as its 18-3-1 record and .841 winning percentage rank first in the NFL since Pete Carroll took over in 2010.

Best Record in Prime Time Games Since 2010

Team	W	L	T	Pct.
Seattle Seahawks	18	3	1	.841
New England Patriots	24	6	0	.800
Baltimore Ravens	16	7	0	.696
New Orleans Saints	19	9	0	.679

Largest Comebacks & Overtime Record

* Seattle's overtime record is 12-20-1 and 4-3-1 under Carroll.

Largest Comebacks in Franchise History

Points	Opponent	Score	Result
21	vs. Tampa Bay (11/3/13)	Trail 21-0	Won 27-24 (ot)
20	at Denver (12/10/95)	Trail 20-0	Won 31-27
18	at Oakland (12/14/97)	Trail 21-3	Won 22-21

Miscellaneous Notes

* The Seahawks have won 50 of their last 68 regular season games with one tie, and 59 of their last 84 with one tie dating back to the final half of the 2011 season. In that 50-17-1 run, Seattle is outscoring opponents 1,770 - 1,065 (26.0 ppg to 15.7 ppg).

* Since the beginning of 2012 (including playoffs), Seattle is 61-24-1. In the 24 losses, Seattle had a fourth-quarter lead in 16 of them, and were within one score and had a chance to win in the fourth quarter in seven of the eight games.

* Seattle's NFL-record streak of 98 games (including playoffs) where it has led or been within one score in the fourth quarter was snapped at Tampa Bay (11/27), a 14-5 loss. The previous time the Seahawks were not in the lead or within a score in the fourth quarter was at Pittsburgh (9/18/11), a 24-0 loss.

* Seattle's NFL record of holding a lead at some point in 62 straight games was snapped vs. St. Louis (12/27/15) last season.

* With the win over Green Bay (9/4/14), Seattle broke the NFL record for most consecutive games without losing by more than seven points. It was a streak of 46 games (including playoffs) that Seattle did not lose by more than a touchdown, breaking the Packers record of 45 games (including playoffs) from 2009-11. The Seahawks largest defeat since Week 9 (11/6/11) of 2011 was a 10-point loss at Green Bay (9/20/15) last season.

33-5 at Home Since 2012

The Seahawks have won 13 of their last 14 home openers since 2003. Since a 2008 loss, Seattle has won eight straight home openers by a combined score of 202-52 and during the 13-1 run, the Seahawks have outscored opponents 355-129.

Since 2012, Seattle is one of the best teams at home in four major categories.

Seattle's NFL Ranking for Last 38 Home Games

Wins

33	Seattle
32	Denver
32	New England
28	Green Bay
27	Minnesota

Point Differential

+484	Seattle
+465	New England
+438	Denver
+338	Green Bay
+286	Cincinnati

Takeaways

77	Carolina
74	Seattle
72	Arizona
72	Cincinnati
69	New England

Turnover Margin

+38	New England
+37	Seattle
+17	Green Bay
+17	Arizona
+16	Cincinnati

Longest Home Winning Streak

Franchise History

14	2012-13
12	2004-06
10	2002-04

Most Consecutive Games Won

Franchise History

11	2005
9	2012-13
8	1984



12 Flag Raisers at the Toyota Fan Deck

Just before every kickoff at CenturyLink Field, fans turn their attention to the Toyota Fan Deck in the south endzone with anticipation to see who is going to raise the team's signature 12 flag and turn CenturyLink Field in to a frenzy. From former Seahawks greats, to local celebrities and sports personalities, the flag has become a love affair for Seahawks supporters all over the Northwest and the spirit of community that the organization and fans share. Who will raise it next?

2016 Flag Raisers

Minnesota - Fire Fighter Daniel Lyon	Buffalo - Veteran Nate Boyer
Dallas - UFC Fighter Miesha Tate	Philadelphia - Mariners 2B Robinson Cano
Miami - Former Head Coach Jack Patera	Carolina - Former WR Ricardo Lockette
San Francisco - NBA Guard Jamal Crawford	Los Angeles -
Atlanta - Musician Duff McKagan	Arizona -

27,766 Estimated Miles Flown During 2016 Season

The team strives to offer first-class amenities and that has not changed this season as Seattle has signed on with Delta Airlines as its 2016 official charter.

The Boeing 767 aircraft will carry the Seahawks "around the world" (a trip around the world is 25,000 miles) as they travel the third-most miles, 27,766.

2016 Total Miles Traveled (regular season)

- | | |
|-------------------|---------------|
| 1. Los Angeles | 35,952 |
| 2. Oakland | 31,622 |
| 3. Seattle | 27,766 |
| 4. San Francisco | 25,668 |
| 5. Miami | 25,548 |

Flight Times

Seattle is among the league leaders in miles traveled each season, and this year is no different. Tucked away in the Northwest, Seattle takes a while to reach via air travel, especially traveling east to west.

2016 Flight Times

Seattle to Kansas City - 2:55	Seattle to New Orleans - 4:04
Kansas City to Seattle - 3:22	New Orleans to Seattle - 4:31
Seattle to Oakland - 1:39	Seattle to New England - 4:52
Oakland to Seattle - 1:31	New England to Seattle - 5:31
Seattle to Los Angeles - 1:59	Seattle to Tampa Bay - 4:34
Los Angeles to Seattle - 2:18	Tampa Bay to Seattle - 5:39
Seattle to N.Y. Jets - 4:38	Seattle to Green Bay -
N.Y. Jets to Seattle - 5:11	Green Bay to Seattle -
Seattle to Arizona - 2:24	Seattle to San Francisco -
Arizona to Seattle - 2:27	San Francisco to Seattle -

69,190 Largest Home Attendance Record

With the addition of the Toyota Fan Deck in the south end zone, adding 1,000 new seats, Seattle's home attendance record has been broken and will add to the record books as the season unfolds.

Week 11's game with 69,190 fans vs. Philadelphia (11/20) broke the Seahawks old record of 69,084, established vs. Buffalo (11/7).

Largest Home Attendance, Franchise History

Att.	Opponent	Stadium	Date	W/L	Score
69,190	Philadelphia	CenturyLink Field	11/20/16	W	26-15
69,104	Carolina	CenturyLink Field	12/4/16	W	40-7
69,084	Buffalo	CenturyLink Field	11/7/16	W	31-25
69,080	St. Louis	CenturyLink Field	12/27/15	L	23-17
69,071	Atlanta	CenturyLink Field	10/16/16	W	26-24
69,055	Pittsburgh	CenturyLink Field	11/29/15	W	39-30
69,020	Carolina	CenturyLink Field	10/18/15	L	27-23
69,012	Miami	CenturyLink Field	9/11/16	W	12-10
69,010	San Francisco	CenturyLink Field	9/25/16	W	37-18
69,005	Detroit	CenturyLink Field	10/5/15	W	13-10
69,005	Arizona	CenturyLink Field	11/15/15	L	39-32

#3 Russell Wilson



100.3 Career Passer Rating

Wilson is just one of three players with a passer rating over 100.0 since 2012 with a club-record **100.3 career rating (2nd in NFL history)**.

He has 36-career 100-plus passer rating games in 76 starts, with the last coming at New England (11/13) with a 124.6 rating.

Russell Wilson Career Passing

Year	Att	Comp	Pct	Yards	TD	Int	Rating
2012	393	252	64.1	3,118	26	10	100.0
2013	407	257	63.1	3,357	26	9	101.2
2014	452	285	63.1	3,475	20	7	95.0
2015	483	329	68.1	4,024	34	8	110.1
2016	404	264	65.3	3,142	12	5	93.7
TOTAL	2,139	1,387	64.8	17,116	118	39	100.3

NFL Highest Passer Rating Since 2012

Player	Rating
Aaron Rodgers, GB	103.0
Drew Brees, NO	100.6
Russell Wilson, Sea	100.3
Tom Brady, NE	98.2
Tony Romo, Dal	97.3

118 Career Touchdown Passes

In the first 76 games of his career, Wilson has thrown 118 touchdown passes (third-most in club history) and the fifth-most in NFL history in a quarterback's first 76 games since being a Day 1 starter.

Most Passing TDs in a QB's First 76 Games, NFL History

161	Dan Marino, Mia
129	Peyton Manning, Ind
124	Andy Dalton, Cin
124	Andrew Luck, Ind
118	Russell Wilson, Sea
117	Matt Ryan, Atl

33 Home Wins to Begin Career

Wilson is 33-5 at home during his career, ranking first in NFL history in home wins to begin a career.

In those games, he carries a 103.1 passer rating (2nd NFL history) completing 655 of 1,016 passes (64.5%) for 8,434 yards with 60 touchdowns and 17 interceptions.

Most QB Home Wins to Begin a Career

Player	Record
Russell Wilson, Sea	33-5
Joe Flacco, Bal	32-6
Matt Ryan, Atl	32-4
John Elway, Den	27-6
Ben Roethlisberger, Pit	26-8
Dan Marino, Mia	24-8

54: Most Wins to Begin a Career

Wilson's 54 regular season wins in his first 76 games to begin a career are an NFL record, and already rank second in NFL history for most wins in a quarterback's first five seasons.

Most Regular Season Wins in a QBs First Five Seasons

Player	Years	Wins
Matt Ryan, Atl	2008-12	56
Russell Wilson, Sea	2012-16	54
Joe Flacco, Bal	2008-12	54
Ben Roethlisberger, Pit	2004-08	51
Andy Dalton, Cin	2011-14	50
Tom Brady, NE	2000-04	48
Dan Marino, Mia	1983-86	48

9 Combined 300-Yard Passing Games

Wilson has thrown for nine combined 300-yard passing games, with a career-high 385 yards at Atlanta (1/13/13).

Wilson's 300-Yard Passing Games

- 385* at Atlanta (1/13/13)
- 366* at Carolina (1/17/16)
- 348 at New England (11/13/16)**
- 345 vs. Pittsburgh (11/29/15)
- 339 at Arizona (12/21/14)
- 320 at Carolina (9/8/13)
- 313 at St. Louis (10/19/14)
- 310 vs. New Orleans (12/2/13)
- 309 at N.Y. Jets (10/2/16)**

* NFC Divisional Playoff Game

Top-12 Holder of QB Rushing Yards

Wilson holds the top-12 marks for rushing yards by a quarterback in franchise history.

His career-high 122 yards at Washington (10/6/14) also marked the most yards by a quarterback in Monday Night Football history.

At St. Louis (10/19/14), Wilson also became the **first player to record a 300-yard passing game and 100-yard rushing game in a single-game in NFL history**. He threw for 313 yards and rushed for 106.

He has four-career 100-yard rushing games.

Single-Game, Most Quarterback Rushing Yards, Club History

Player	Opponent	Att.	Yds.	Avg.	TD
Russell Wilson	at Was (10/6/14)	11	122	11.1	1
Russell Wilson	NYG (11/9/14)	14	107	7.6	1
Russell Wilson	at StL (10/19/14)	7	106	15.1	1
Russell Wilson	at Ind (10/6/13)	13	102	7.8	0
Russell Wilson	at Buf (12/16/12)	9	92	10.2	3
Russell Wilson	at Ari (12/21/14)	6	88	14.7	1
Russell Wilson	at TB (11/27/16)	8	80	10.0	0
Russell Wilson	at GB (9/20/15)	10	78	7.8	0
Russell Wilson	at Hou (9/29/13)	10	77	7.7	0

#3 Russell Wilson



2nd All-Time in Passer Rating

Russell Wilson's franchise-record 100.3 passer rating ranks second all-time in NFL history.

Highest Passer Rating, NFL History (min. 1,500 att.)

Player	Rating
Aaron Rodgers, GB	103.5
Russell Wilson, Sea	100.3
Tony Romo, Dal	97.1
Tom Brady, NE	97.0
Steve Young	96.8

2nd All-Time TD/INT Ratio

Russell Wilson's 3.03 TD/INT ratio ranks second all-time in NFL history.

Highest TD/INT Ratio, NFL History (min. 1,500 att.)

Player	TDs	INTs	Ratio
Aaron Rodgers, GB	286	72	3.97
Russell Wilson, Sea	118	39	3.03
Tom Brady, NE	447	151	2.96
Derek Carr, Oak	77	30	2.57
Colin Kaepernick, SF	66	29	2.28

2nd All-Time in Home Passer Rating

Russell Wilson's 103.1 passer rating at home ranks second all-time in NFL history.

Highest Passer Rating at Home, NFL History (min. 670 att.)

Player	Rating
Aaron Rodgers, GB	108.4
Russell Wilson, Sea	103.1
Drew Brees, NO	101.4
Steve Young	100.3
Peyton Manning	99.8

3rd All-Time in Home TD/INT Ratio

Russell Wilson's 3.53 TD/INT ratio at home ranks third all-time in NFL history.

Highest TD/INT Ratio at Home, NFL History (min. 670 att.)

Player	TDs	INTs	Ratio
Aaron Rodgers, GB	154	30	5.13
Tom Brady, NE	214	58	3.69
Russell Wilson, Sea	60	17	3.53
Drew Brees, NO	269	106	2.54
Peyton Manning	277	109	2.54

.717 Winning Percentage

Best Winning Percentage of Current Notable NFL Quarterbacks

Player	Record	Winning Pct.
Tom Brady, NE	179-52	.775
Russell Wilson, Sea	54-21-1	.717
Ben Roethlisberger, Pit	120-60	.667
Aaron Rodgers, GB	86-45	.656
Andrew Luck, Ind	41-25	.621
Andy Dalton, Cin	54-33-2	.618
Tony Romo, Dal	78-49	.614
Joe Flacco, Bal	82-52	.612
Matt Ryan, Atl	81-57	.587
Alex Smith, KC	76-55-1	.580
Drew Brees, NO	129-99	.566

Player	Record	Winning Pct.
Philip Rivers, SD	97-75	.564
Cam Newton, Car	49-39-1	.556
Eli Manning, NYG	105-90	.538
Carson Palmer, Ari	88-82-1	.518
Colin Kaepernick, SF	27-27	.500
Jay Cutler, Chi	68-71	.489
Matthew Stafford, Det	50-55	.476
Ryan Tannehill, Mia	36-40	.474
Kirk Cousins, Was	17-19-1	.473
Jameis Winston, TB	13-15	.464
Derek Carr, Oak	20-24	.455
Case Keenum, LA	9-15	.375
Blake Bortles, Jac	10-31	.244

3, 31, 9 & 35 Team Captains

In a vote by teammates, Russell Wilson will be the offensive captain for the fourth time in his five seasons, Kam Chancellor will be the defensive captain for the second time, while Jon Ryan (third time) shares special teams captain duties with first-timer DeShawn Shead.

118 Seattle Touchdown Passes

Russell Wilson ranks third in Seahawks history with 118 touchdown passes in his Seattle career.

Most Passing Touchdowns, Club History

- 195 Dave Krieg 1980-91
- 174 Matt Hasselbeck 2001-10
- 118 Russell Wilson 2012-**
- 107 Jim Zorn 1976-84
- 49 Jon Kitna 1997-00

#3 Russell Wilson



21 Fourth-Quarter/Overtime Comebacks in 86 Games

Wilson has 21 fourth-quarter or overtime comeback victories in 86 career games (regular and postseason).

He has three game-winning drives this season, had three game-winning drives last season, and directed come-from-behind victories in the 2013 and 2014 NFC Championship Games to advance Seattle to the Super Bowl.

In 2012, Wilson threw a game-winning touchdown pass in the final two minutes of regulation or overtime three times (vs. Green Bay, vs. New England, at Chicago), the most ever by a rookie since at least the 1970 merger, and won another (vs. St. Louis) with a 1-yard touchdown run.

His **21 fourth-quarter comebacks rank first in the NFL** since the beginning of 2012.

Russell Wilson 4th Quarter/OT Comebacks

Game	Score	Final	Play
vs. Green Bay (9/24/12)	trail 12-7	Won 14-12	24-yd. pass to Golden Tate at 0:00
vs. New England (10/14/12)	trail 23-17	Won 24-23	46-yd. pass to Sidney Rice at 1:18
at Chicago (12/2/12)	trail 14-10		14-yd. pass to Golden Tate at :24
	tied 17-17	Won 23-17 (ot)	13-yd. pass to Sidney Rice with 7:33 left in OT
vs. St. Louis (12/30/12)	tied 13-13	Won 20-13	1-yd. touchdown run at 1:39
at Washington (1/6/13)*	trail 14-13	Won 24-14	touchdown drive at 7:08
at Carolina (9/8/13)	trail 7-6	Won 12-7	43-yd. TD pass to Jermaine Kearse at 10:13
at Houston (9/29/13)	trail 20-6	Won 23-20 (ot)	45-yd. field goal drive with 3:19 left in overtime
vs. Tennessee (10/13/13)	tied 10-10	Won 20-13	29-yd. field goal drive at 11:23
vs. Tampa Bay (11/3/13)	trail 24-14	Won 27-24 (ot)	27-yd. field goal drive with 8:11 left in overtime
vs. San Francisco (1/19/14)^	trail 17-13	Won 23-17	35-yd. pass to Jermaine Kearse at 13:44
vs. Denver (9/21/14)	tied 20-20	Won 26-20	touchdown drive with 9:14 left in overtime
at Carolina (10/26/14)	trail 9-6	Won 13-9	23-yd. pass to Luke Willson at 0:47
vs. N.Y. Giants (11/9/14)	tied 17-17	Won 38-17	touchdown drive at 12:47
vs. St. Louis (12/28/14)	tied 6-6	Won 20-6	touchdown drive at 12:07
vs. Green Bay (1/18/15)^	tied 22-22	Won 28-22 (ot)	35-yd. pass to Jermaine Kearse with 11:41 left in OT
at Dallas (11/1/15)	trail 12-10	Won 13-12	24-yd. field goal drive at 1:04
vs. Pittsburgh (11/29/15)	trail 27-26	Won 39-30	30-yd. pass to Doug Baldwin at 8:12
at Minnesota (1/10/16)*	trail 9-0	Won 10-9	46-yd. field goal drive at 8:04
vs. Miami (9/11/16)	trail 10-6	Won 12-10	2-yd. pass to Doug Baldwin at 0:31
vs. Atlanta (10/16/16)	trail 24-23	Won 26-24	44-yd. field goal drive at 1:57
at New England (11/13/16)	trail 24-22	Won 31-24	23-yd. field goal drive at 8:56

* NFC Wild Card Game

^ NFC Championship Game

Most Game-Winning Drives in 4th Qtr./OT Since 2012 (Regular Season & Postseason)

Russell Wilson, Sea	21
Matthew Stafford, Det	20
Matt Ryan, Atl	17
Andrew Luck, Ind	16
Tony Romo, Dal	16
Joe Flacco, Bal	15

6-0 on Monday Night Football

Russell Wilson has won his first six starts on Monday Night Football, joining Neil O'Donnell (7-0) and Bob Griese (6-0) as the only quarterbacks to win their first six-plus starts in Monday Night Football history. Seattle defeated Buffalo, 31-25, in Week 9.

Quarterbacks to Win their First Six-Plus Starts on MNF

Neil O'Donnell	7-0
Russell Wilson	6-0
Bob Griese	6-0

Most Wins as a Starting QB on MNF Without a Loss

7	Neil O'Donnell
6	Russell Wilson

Player Notes (by number)



#4

Steven Hauschka

3rd Highest FG % in NFL History

Steven Hauschka's 87.2% career field goal percentage ranks third in NFL history and since 2011, he ranks fourth in the NFL in field goal percentage under 50 yards (91.6).

Highest Field Goal %, NFL History (min. 100 made)

Player	Pct.	FGM	FGA	Long
Dan Bailey, Dal	90.7	165	182	56
Justin Tucker, Bal	89.8	158	176	61
Steven Hauschka, Sea	87.2	184	211	58
Stephen Gostkowski, NE	87.1	296	340	57
Mike Vanderjagt	86.5	230	266	54

Highest Field Goal % Under 50 Yards Since 2011 (min. 75 att.)

Player	FGM	FGA	Pct.
Justin Tucker, Bal	132	138	95.7
Dan Bailey, Dal	141	150	94.0
Matt Bryant, Atl	135	147	91.8
Steven Hauschka, Sea	153	167	91.6
Dan Carpenter, Buf	138	151	91.4
Adam Vinatieri, Ind	138	151	91.4

15 Straight Games with a Made FG

Given the nickname Hausch-money, kicker Steven Hauschka has become one of the most consistent kickers in the NFL.

He has posted three straight seasons with 29-plus field goals made and 127-plus points. He set a career-high with a .943 conversion percentage in 2013 and tied the club-record with a 58-yard field goal made at Carolina (10/26/14). **He was a perfect six-for-six from 50+ last season.**

Most Consecutive Field Goals Made, Club History

30	Olindo Mare	2009-10
22	Steven Hauschka	2013
19	Steven Hauschka	2014-15
19	Steven Hauschka	2012-13

Most Consecutive Games Scoring a FG, Club History

15	Steven Hauschka	2015-16
14	Steven Hauschka	2011-12
12	Todd Peterson	1997-98
11	Steven Hauschka	2014-15

Longest Field Goal Made, Club History

58	Steven Hauschka	at Car	10/26/14
	Josh Brown	at GB	10/5/03
55	Josh Brown	vs. Dal	10/23/05

90 Consecutive Games Scoring

With his points vs. Carolina (12/4), kicker Steven Hauschka has scored in 90 consecutive games, a franchise-record.

Most Consecutive Games Scoring, Club History

90	Steven Hauschka	2011-
84	Josh Brown	2003-07
80	Todd Peterson	1995-99

168 Field Goals Made for Seattle

Steven Hauschka set the franchise-record for career field goals made in Week 10 at New England (11/13).

Most Field Goals Made, Club History

168	Steven Hauschka	2011-
159	Norm Johnson	1982-90
126	Todd Peterson	1995-99

47 Touchbacks

Steven Hauschka ranks third in the NFC (4th NFL) with 47 touchbacks this season.

Most Touchbacks, NFL

59	Josh Lambo	San Diego
53	Dustin Hopkins	Washington
48	Matt Boshier	Atlanta
47	Steven Hauschka	Seattle
46	Dan Bailey	Dallas
45	Graham Gano	Carolina
45	Ryan Succop	Tennessee

#9

Jon Ryan

139 Consecutive Games Played

In his ninth season in Seattle, punter Jon Ryan holds franchise records for most punts (663), punt yards (29,779), punts inside the 20 (241) and longest punt (77).

Ryan has also played in a franchise-record 139 consecutive games.

Most Consecutive Games Played, Club History

139	Jon Ryan	2008-
135	Chris Gray	1998-2006
125	Joe Nash	1988-95

Player Notes (by number)



#25

Richard Sherman

30 Interceptions Since 2011

Richard Sherman had 24 interceptions in his first four seasons, tying for third-place in NFL history with Seahawks Ring of Honor safety Kenny Easley.

With a career-high eight interceptions in 2012 and 2013, he became the first player since Champ Bailey (2005-06) to record back-to-back seasons of at least eight interceptions.

Most Interceptions Since 2011

Player	No.
Richard Sherman, Sea	30
Reggie Nelson, Oak	24
Patrick Peterson, Ari	20
Earl Thomas, Sea	18
Aqib Talib, Den	18

93 Passes Defensed Since 2011

Despite quarterbacks avoiding Richard Sherman's side of the field in recent years, he still ranks first in the NFL with 93 passes defensed since 2011.

Most Passes Defensed Since 2011

Player	No.
Richard Sherman, Sea	93
Johnathan Joseph, Hou	83
Joe Haden, Cle	82
Aqib Talib, Den	76
Tramon Williams, Cle	75

Most Interceptions in Club History

Richard Sherman and Earl Thomas rank fifth and sixth on Seattle's all-time interceptions list, respectively.

Most Career Interceptions, Club History

Dave Brown, 1976-86	50
Eugene Robinson, 1985-95	42
John Harris, 1978-85	41
Kenny Easley, 1981-87	32
Richard Sherman, 2011-	30
Earl Thomas, 2010-	23
Marcus Trufant, 2003-12	21
Darryl Williams, 1996-99	20
Shawn Springs, 1997-2003	20
Keith Simpson, 1978-85	19

#29

Earl Thomas

118 Straight Games Started Streak Ends

Five-time Pro Bowler and three-time first-team AP All-Pro Earl Thomas ranks first in Seattle history with 106 consecutive games started for a defensive player, and second to guard Chris Gray's streak of 121.

Thomas' 118 consecutive games started streak (106 regular season, 12 postseason) ended at Tampa Bay (11/27, hamstring).

Most Consecutive Games Started, Club History

121	Chris Gray
106	Earl Thomas
100	Cortez Kennedy
92	Jacob Green
92	Eugene Robinson

#33

Kelcie McCray

108 Snaps Played

In the overtime tie at Arizona (10/23), McCray played an NFL season-high 108 snaps (95 defense, 13 special teams), subbing for an injured Kam Chancellor.

#54

Bobby Wagner

NFL Leading Tackler

With his 15-tackle performance in Week 11 vs. Philadelphia (11/20), he **became the first player in franchise history to record five-consecutive 100-tackle seasons.**

This season, he is on pace to eclipse the franchise single-season tackles mark and leads the league with 127 stops.

Leading Tacklers, NFL

Player	Total	Solo	Ast.
Bobby Wagner, Sea	127	68	59
Zach Brown, Buf	116	75	41
Sean Lee, Dal	112	72	40
Christian Kirksey, Cle	111	68	43
Alec Ogletree, L.A.	111	80	31

Most Tackles, Club History

Player	Year	Total	Solo	Ast.
1. Terry Beeson	1978	153	n/a	n/a
2. Chad Brown	1998	150	119	31
3. Anthony Simmons	2000	147	119	28
...				
6. Bobby Wagner	2016	127	68	59

Player Notes (by number)



#55 Frank Clark
#56 Cliff Avril

10.0 Sacks (2nd NFC, T3rd NFL)

Cliff Avril leads Seattle with 10.0 sacks, just one off his career-high of 11.0 set in 2011 with Detroit while fellow linemate Frank Clark ranks second on the team (T18th NFL) with a career-high 7.5 sacks.

As a team, Seattle ranks fourth in the NFL with 31.0 sacks.

Most Sacks, NFL

- 12.5 Von Miller, Den
- 10.5 Vic Beasley, Atl
- 10.0 Cliff Avril, Sea**
10.0 Lorenzo Alexander, Buf
10.0 Dee Ford, KC
10.0 Ryan Kerrigan, Was
10.0 Khalil Mack, Oak
- 9.5 Danielle Hunter, Min
- 9.0 Brian Orakpo, Ten
- 8.5 Cameron Wake, Mia
- 8.0 seven players tied
- 7.5 Frank Clark, Sea**

25 Sack/Fumbles First in the NFL

Cliff Avril's 25 sack/fumbles since 2008 rank first in the NFL.

Most Sack/Fumbles Since 2008

25	Cliff Avril	Seattle
24	Robert Mathis	Indianapolis
23	Tamba Hali	Kansas City
20	DeMarcus Ware	Denver

#72
Michael Bennett

Top-10 Seahawks Sack Leaders

Michael Bennett is 1.0 sack away from moving in to tenth-place on the Seahawks all-time sacks leaders list.

Most Sacks, Franchise History

- 116.0 Jacob Green, 1980-91
- 73.5 Michael Sinclair, 1991-01
- 63.0 Jeff Bryant, 1982-93
- 58.0 Cortez Kennedy, 1990-2000
- 48.0 Chad Brown, 1997-2004
- 47.5 Joe Nash, 1982-96
- 38.0 Chris Clemons, 2010-13
- 37.5 Rufus Porter, 1988-94
- 32.0 Cliff Avril, 2013-**
- 29.0 Rocky Bernard, 2002-08
- 28.5 Michael Bennett, 2013-**

#74
George Fant

From Power Forward to Tackle

Rookie George Fant started as an injury replacement and has now taken over left tackle duties.

He was a four-year starter on Western Kentucky's basketball team and used his fifth-year of eligibility to play tight end and defensive line for the Hilltoppers, his first football action since the eighth grade. He recorded one catch for seven yards and two assisted tackles.

He ranked 13th in scoring and eighth in rebounding at the time of his departure and was a three-time all-conference selection as a basketball player.

George Fant's Western Kentucky Basketball Career

Year	GP/GS	FG%	FT%	Reb.	Avg.	Pts.	Avg.
2011-12	31/24	.476	.664	188	6.1	321	10.4
2012-13	35/35	.482	.605	232	6.6	447	12.8
2013-14	31/31	.530	.548	206	6.6	412	13.3
2014-15	32/32	.530	.620	268	8.4	441	13.8
Totals	129/122	.506	.604	894	6.9	1,621	12.6

#88
Jimmy Graham

100 Yard Games Back-to-Back

Jimmy Graham became the first tight end in franchise history to record back-to-back 100 yard games in Weeks 3-4, and holds four of the top-nine 100-yard games in franchise history.

100-yard Games by a TE, Franchise History

Player	Att.	Yards	Avg.	LG	TD
Jimmy Graham vs. Car (10/18/15)	8	140	17.5	45	0
Charle Young at SD (10/9/83)	7	140	20.0	43	0
Luke Willson at Ari (12/21/14)	3	139	46.3	80t	2
Itula Mili at SD (12/29/02)	7	119	17.0	49	0
Jimmy Graham at NYJ (10/2/16)	6	113	18.8	27	0
John Carlson at Dal (11/27/08)	6	105	17.5	33	0
Anthony McCoy vs. Ari (12/9/12)	3	105	35.0	67	0
Jimmy Graham vs. Buf (11/7/16)	8	103	12.9	18t	2
Jimmy Graham vs. SF (9/25/16)	6	100	16.7	40	1

5 100-Yard Games Since 2014

Jimmy Graham has three 100-yard games this season, and since 2014, his five 100-yard games ranks third in the NFL.

100-yard Games by a TE Since 2014, NFL

Rob Gronkowski, NE	11
Greg Olsen, Car	8
Jimmy Graham, Sea	5
Martellus Bennett, NE	5

Player Notes (by number)



#89 Doug Baldwin

342 Seahawks Receptions

In Week 2 at Los Angeles (9/18), Doug Baldwin passed Joey Galloway for sixth-place on Seattle's all-time receptions list.

Most Receptions, Club History

1. 819 Steve Largent 1976-89
2. 581 Brian Blades 1988-98
3. 471 John L. Williams 1986-93
4. 441 Darrell Jackson 2000-06
5. 399 Bobby Engram 2001-08
- 6. 342 Doug Baldwin 2011-**
7. 283 Joey Galloway 1995-99
8. 244 Koren Robinson 2001-04, '08

34 Seahawks Receiving Touchdowns

In Week 10 at New England (11/13), Doug Baldwin tied Brian Blades on Seattle's all-time receiving touchdowns list.

Most Receiving Touchdowns, Club History

1. 100 Steve Largent 1976-89
2. 47 Darrell Jackson 2000-06
3. 37 Joey Galloway 1995-99
4. 36 Daryl Turner 1984-87
- 5. 34 Doug Baldwin 2011-**
- 34 Brian Blades 1988-98
7. 21 Sam McCullum 1976-81
8. 18 Bobby Engram 2001-08

4,658 Seahawks Receiving Yards

Doug Baldwin ranks fifth in Seahawks history with 4,658 receiving yards.

Most Receiving Yards, Club History

1. 13,089 Steve Largent 1976-89
2. 7,620 Brian Blades 1988-98
3. 6,445 Darrell Jackson 2000-06
4. 4,859 Bobby Engram 2001-08
- 5. 4,658 Doug Baldwin 2011-**
6. 4,457 Joey Galloway 1995-99
7. 4,151 John L. Williams 1986-93
8. 3,567 Koren Robinson 2001-04, '08
9. 3,409 Sam McCullum 1976-81
10. 2,347 Deion Branch 2006-10

Seattle All-Time Total Touchdowns List

In Week 10 at New England (11/13), Doug Baldwin tied Brian Blades on Seattle's all-time total touchdowns list.

Most Total Touchdowns, Club History

1. 112 Shaun Alexander 2000-07
2. 101 Steve Largent 1976-89
3. 65 Marshawn Lynch 2010-15
4. 62 Curt Warner 1983-89
5. 48 Chris Warren 1990-97
6. 47 Darrell Jackson 2000-06
7. 42 Joey Galloway 1995-99
8. 38 Sherman Smith 1976-82
9. 36 Daryl Turner 1984-87
- 10. 34 Doug Baldwin 2011-**
- 34 Brian Blades 1988-98

13 Special Teams Scores Since 2010

It takes all three phases to win in the NFL and special teams coach Brian Schneider has put together one of the best special teams units in the NFL over the last seven seasons.

Seattle Special Teams Scores Since 2010

Play	Game	Date	Play	Game	Date
101-yd. KOR by Leon Washington	vs. SD	9/26/10	Muffed punt in endzone TD, Malcolm Smith	vs. Ari	12/9/12
99-yd. KOR by Leon Washington	vs. SD	9/26/10	90-yd. blocked field goal TD, Richard Sherman	vs. SF	12/23/12
10-yd. blocked punt TD, Earl Thomas	vs. KC	11/28/10	blocked punt out of endzone, Jermaine Kearse	at Ind	10/6/13
92-yd. KOR by Leon Washington	vs. SF	12/12/10	25-yd. blocked punt TD, Mike Morgan	vs. Dal	10/12/14
17-yd. blocked punt TD, Mike Robinson	vs. StL	11/12/11	57-yd. punt return by Tyler Lockett	at StL	9/13/15
3-yd. blocked punt TD, Jeron Johnson	vs. Dal	9/16/12	105-yd. kickoff return by Tyler Lockett	vs. Chi	9/27/15
98-yd. KOR by Leon Washington	at Mia	11/25/12			

Most Blocks Since 2010

- 21 Oakland
- 18 Seattle**
- 17 Arizona
- 16 Miami
- 13 Chicago

Most TDs/Safeties Since 2010

- 15 Minnesota
- 14 Philadelphia
- 14 Baltimore
- 13 Seattle**
- 10 Denver

Most Takeaways on Punt/KOR Since 2010

- 20 Oakland
- 16 N.Y. Giants
- 15 Kansas City
- 15 New England
- 14 Seattle**



100 Combined Career Wins Club

Pete Carroll ranks 38th in NFL history with 110 combined wins and became the 39th coach in NFL history with 100 wins in the regular season.

Most Combined Wins in NFL History

Coach	Regular Season				Postseason			Combined			
	W	L	T	Pct.	W	L	Pct.	W	L	T	Pct.
31. George Allen	116	47	5	.712	2	7	.222	118	54	5	.686
Norv Turner	114	122	1	.483	4	4	.500	118	126	1	.484
Mike McCarthy, GB	110	61	1	.642	8	7	.533	118	68	1	.634
34. Dennis Green	113	94	0	.546	4	8	.333	117	102	0	.534
35. Marvin Lewis, Cin	116	101	3	.534	0	7	.000	116	108	3	.518
36. Don Coryell	111	83	1	.572	3	6	.333	114	89	1	.561
37. John Madden	103	32	7	.759	9	7	.563	112	39	7	.739
38. Pete Carroll, Sea	101	70	1	.590	9	6	.600	110	76	1	.591
39. Ray (Buddy) Parker	104	75	9	.581	3	1	.750	107	76	9	.585
40. Vince Lombardi	96	34	6	.739	9	1	.900	105	35	6	.750
Tom Flores	97	87	0	.527	8	3	.727	105	90	0	.538
42. Bill Walsh	92	59	1	.609	10	4	.714	102	63	1	.617
43. Jon Gruden	95	81	0	.540	5	4	.556	100	85	0	.541

110 Career Wins for Pete Carroll (Regular + Postseason)

Pete Carroll is the seventh active coach and 43rd coach in NFL history with 100 combined wins.

Year	Team	W	L	T	Pct.	Finish
1994	N.Y. Jets	6	10	0	.375	5th, AFC East
1997	New England	10	6	0	.625	1st, AFC East
						<i>Wild Card victory vs. Miami, 17-3</i>
						<i>Divisional Playoff loss at Pittsburgh, 7-6</i>
1998	New England	9	7	0	.563	4th, AFC East
						<i>Wild Card loss at Jacksonville, 25-10</i>
1999	New England	8	8	0	.500	T4th, AFC East
2010	Seattle	7	9	0	.438	1st, NFC West
						<i>Wild Card victory vs. New Orleans, 41-36</i>
						<i>Divisional Playoff loss at Chicago, 35-24</i>
2011	Seattle	7	9	0	.438	3rd, NFC West
2012	Seattle	11	5	0	.688	2nd, NFC West
						<i>Wild Card victory at Washington, 24-14</i>
						<i>Divisional Playoff loss at Atlanta, 30-28</i>
2013	Seattle	13	3	0	.813	1st, NFC West
						<i>Divisional Playoff victory vs. New Orleans, 23-15</i>
						<i>Championship Game victory vs. San Francisco, 23-17</i>
						<i>Super Bowl XLVIII victory vs. Denver, 43-8</i>
2014	Seattle	12	4	0	.750	
						<i>Divisional Playoff victory vs. Carolina, 31-17</i>
						<i>Championship Game victory vs. Green Bay, 28-22</i>
						<i>Super Bowl XLIX loss vs. New England, 28-24</i>
2015	Seattle	10	6	0	.600	2nd, NFC West
						<i>Wild Card victory at Minnesota, 10-9</i>
						<i>Divisional Playoff loss at Carolina, 31-24</i>
2016	Seattle	8	3	1	.708	
Reg. Season (11 Yrs.)		101	70	1	.590	
Postseason (7 Yrs.)		9	6	0	.600	
Combined Record		110	76	1	.591	17



20th Season as Seahawks Chairman

Paul Allen enters his 20th season as Seahawks chairman after purchasing the franchise on June 30, 1997, after a public-private partnership was crafted and approved by Washington state voters to build a new stadium, CenturyLink Field.

In his championship vision, he has witnessed the most successful stretch in Seahawks history, including the franchise's first Super Bowl title after the 2013 season, a 43-8 victory over the Denver Broncos in Super Bowl XLVIII.

"As an owner who was born and raised here, it's a very special moment and the fulfillment of a dream, not just for me, but for everyone on the team," Mr. Allen said postgame.

Seattle ranks in the top-10 in wins and top-five in multiple postseason categories since the 1997 season.

Most Regular Season Wins Since 1997

Most Regular Season Wins Since 1997

Team	W	L	T	Pct.
1. New England Patriots	224	92	0	.709
2. Green Bay Packers	199	116	1	.631
3. Denver Broncos	195	121	0	.617
Pittsburgh Steelers	195	120	1	.619
5. Indianapolis Colts	193	123	0	.611
6. Baltimore Ravens	176	139	1	.559
7. Seattle Seahawks	175	140	1	.555
8. Philadelphia Eagles	171	143	2	.544
9. N.Y. Giants	168	147	1	.533
10. Minnesota Vikings	166	149	1	.527

Most Combined Wins Since 1997

Team	W	L	T	Pct.
1. New England Patriots	247	103	0	.706
2. Green Bay Packers	211	129	1	.620
3. Denver Broncos	209	129	0	.618
4. Pittsburgh Steelers	209	129	1	.618
5. Indianapolis Colts	205	136	0	.601
6. Baltimore Ravens	191	147	1	.565
7. Seattle Seahawks	187	150	1	.555
8. Philadelphia Eagles	181	153	2	.542
9. N.Y. Giants	178	153	1	.538
10. Minnesota Vikings	172	158	1	.521

Most Postseason Wins Since 1997

Team	W	L	T	Pct.
1. New England Patriots	23	11	0	.676
2. Baltimore Ravens	15	8	0	.652
3. Denver Broncos	14	8	0	.636
Pittsburgh Steelers	14	9	0	.609
5. Seattle Seahawks	12	10	0	.545
Green Bay Packers	12	13	0	.480
Indianapolis Colts	12	13	0	.480
8. N.Y. Giants	10	6	0	.625
Philadelphia Eagles	10	10	0	.500
10. San Francisco 49ers	8	7	0	.533

Most Playoff Appearances Since 1997

- 15 New England Patriots
- 14 Green Bay Packers
- 14 Indianapolis Colts
- 11 Seattle Seahawks**
- 11 Denver Broncos
- 11 Pittsburgh Steelers

Most Division Titles Since 1997

- 14 New England Patriots
- 10 Indianapolis Colts
- 9 Green Bay Packers
- 8 Seattle Seahawks**
- 8 Pittsburgh Steelers

Most Super Bowl Appearances Since 1997

- 6 New England Patriots
- 4 Denver Broncos
- 3 Seattle Seahawks**
- 3 N.Y. Giants
- 3 Pittsburgh Steelers



THE ENFORCER IS UP FOR THE PRO FOOTBALL HALL OF FAME'S CLASS OF 2017

On August 15, safety Kenny Easley was selected as the Senior Finalist for the Pro Football Hall of Fame's Class of 2017. Easley was picked by the Hall of Fame's Seniors Committee that met in Canton that day.

Easley was selected out of UCLA by the Seattle Seahawks as the fourth player overall in the 1981 NFL Draft. He embarked on a spectacular seven-year career during which he recorded multiple interceptions each season. In all, he amassed 32 interceptions which he returned for 538 yards and three touchdowns. He was also noted as a dominant tackler and added 8.0 career sacks. His finest season came in 1984 when he was named the NFL's Defensive Player of the Year when he registered a league-leading 10 interceptions and two pick-sixes. Easley was named first-team All-Pro four straight years (1982-85) and voted to five Pro Bowls. He is also a member of the NFL's All-Decade Team of the 1980s.

The Seniors Committee is comprised of nine members of the overall selection committee. Through mail vote, the 2017 senior nominees were reduced to a final list of candidates. Then, on a rotating basis, five of the nine members met at the Pro Football Hall of Fame in Canton to discuss each of the senior candidates and select the finalist. A senior nominee is a player whose career ended at least 25 years ago.

Easley must receive the same 80 percent voting support that is required of all finalists. The Hall's Selection Committee, at its annual meeting to be held on Saturday, February 4, 2017 in Houston, Texas, will consider 18 finalists, including one Senior (Easley), two Contributors (Jerry Jones, Paul Tagliabue), and 15 Modern-Era finalists (to be determined from a preliminary list announced in mid-September). Current bylaws call for a class no smaller than four or larger than eight. The Senior Finalist will be voted on for election independent of the other finalists.

The Class of 2017 will be formally enshrined during the Pro Football Hall of Fame Enshrinement Week in Canton next August.



KENNY EASLEY

Safety 6-3 198
 UCLA
 7 Seahawks Seasons
 1st Round 1981
 Seattle Games/Starts: 89/87
 Career Games/Starts: 89/87
 Birthdate: January 15, 1959
 Chesapeake, Virginia
 Ring of Honor: October 14, 2002 **45**

Kenny Easley was inducted into the Ring of Honor on October 14, 2002, with a sellout crowd and millions watching the Monday Night Football halftime ceremony at home. Easley redefined the strong safety position in seven years from 1981-87. Voted by the Associated Press as the NFL Defensive Player of the Year in 1984, Easley had 32 interceptions in his storied career. This fierce hitter registered 107 tackles, three interceptions and returned an interception 82 yards vs. Cleveland in his rookie campaign, earning him AFC Rookie of the Year by the NFL Players' Association. The following season, Easley would earn the first of five Pro Bowl appearances, including

being named a starter from 1983-85, and again in 1987. The crowning jewel of Easley's career came in 1984 where he spearheaded the NFL's sixth-rated defense that culminated into a Seahawks record 12 wins in the regular season and a Wild Card victory over the rival Los Angeles Raiders. He tied a Seahawks team record by intercepting 10 passes, including three against San Diego on October 29. Easley would be named first-team All-NFL by the Associated Press for the second year in a row and was bestowed that honor again in 1985. Easley finished his career with 498 tackles, seven sacks, 10 forced fumbles, nine fumble recoveries, and 32 interceptions.

EASLEY'S SINGLE-GAME HIGHS

Interceptions: 3* vs. San Diego (10/29/84)
 Longest Interception Return: 82 vs. Cleveland (12/20/81)
 Most Yards Returned: 125 vs. Cleveland (12/20/81)
 Most Touchdowns: 1, 3 times, last vs. Kansas City (11/4/84)
 * Team Record

EASLEY'S NFL RECORD

Club	G/S	Tkl.	QB	Int.	Yds.	Avg.	LG	TD	FF	FR
1981 Seattle	14/14	107	0.0	3	155	51.7	82t	1	0	4
1982 Seattle	8/8	55	2.0	4	48	12.0	44	0	1	1
1983 Seattle	16/15	82	3.0	7	106	13.2	38	0	1	3
1984 Seattle	16/16	75	0.0	10*	126	12.6	58	2	3	1
1985 Seattle	13/13	79	2.0	2	22	11.0	16	0	3	1
1986 Seattle	10/10	59	1.0	2	34	17.0	24	0	2	0
1987 Seattle	12/11	41	0.0	4	47	11.8	22	0	0	1
Career Totals	89/87	498	8.0	32	538	15.8	82t	3	10	11
Seahawks Totals	89/87	498	8.0	32	538	15.8	82t	3	10	11

* Team Record

Playoff Games Played/Started: 1983: 3/3, 1984: 2/2. Career: 5/5

SEATTLE SEAHAWKS / WEEK 13 / THROUGH MONDAY, DECEMBER 5, 2016

WON 8, LOST 3, TIED 1				* RUSHING		No.	Yds	Avg	Long	TD						
09/11	W 12-10	Miami	69,012	Michael	TM	117	469	4.0	41t	6						
09/18	L 3- 9	at Los Angeles	91,046	Rawls		60	226	3.8	45t	2						
09/25	W 37-18	San Francisco	69,010	Wilson		50	188	3.8	18	1						
10/02	W 27-17	at New York Jets	78,160	Prosise		30	172	5.7	72t	1						
10/16	W 26-24	Atlanta	69,071	Lockett		4	99	24.8	75t	1						
10/23	T 6- 6 OT	at Arizona	65,089	Pope	LG	11	32	2.9	18	0						
10/30	L 20-25	at New Orleans	73,188	Pope	TM	10	31	3.1	18	0						
11/07	W 31-25	Buffalo	69,084	Collins		10	19	1.9	4	1						
11/13	W 31-24	at New England	66,829	Magee	TM	3	12	4.0	5	0						
11/20	W 26-15	Philadelphia	69,190	Spiller	TM	3	9	3.0	13	0						
11/27	L 5-14	at Tampa Bay	63,674	Johnson	LG	1	2	2.0	2	0						
12/04	W 40- 7	Carolina	69,104	Tukuafu		2	2	1.0	2	0						
12/11		at Green Bay		Farmer		1	1	1.0	1	0						
12/15		Los Angeles		Baldwin		1	-4	-4.0	-4	0						
12/24		Arizona		Boykin		4	-6	-1.5	1	0						
01/01		at San Francisco		TEAM		295	1218	4.1	75t	12						
		Sea.	Opp.	TEAM		334	1191	3.6	34	9						
				OPPONENTS												
TOTAL FIRST DOWNS		230	241	* RECEIVING		No.	Yds	Avg	Long	TD						
Rushing		62	70	Baldwin		68	832	12.2	59	5						
Passing		151	146	Graham		57	769	13.5	40	5						
Penalty		17	25	Kearse		34	422	12.4	31	0						
3rd Down: Made/Att		55/151	72/169	Lockett		28	388	13.9	53	0						
3rd Down Pct.		36.4	42.6	Michael	TM	20	96	4.8	13	1						
4th Down: Made/Att		3/6	4/12	Prosise		17	208	12.2	43	0						
4th Down Pct.		50.0	33.3	Richardson		13	206	15.8	39	0						
POSSESSION AVG.		28:50	31:10	Rawls		10	84	8.4	20	0						
TOTAL NET YARDS		4295	3963	Willson		8	73	9.1	19	0						
Avg. Per Game		357.9	330.3	Johnson	LG	5	44	8.8	21	0						
Total Plays		743	793	Spiller	TM	5	43	8.6	24	1						
Avg. Per Play		5.8	5.0	McEvoy		4	83	20.8	42t	1						
NET YARDS RUSHING		1218	1191	Vannett		3	32	10.7	21	0						
Avg. Per Game		101.5	99.3	Collins		3	28	9.3	10	0						
Total Rushes		295	334	Wilson		2	14	7.0	15t	1						
NET YARDS PASSING		3077	2772	B. Williams		1	16	16.0	16	0						
Avg. Per Game		256.4	231.0	Pope	LG	1	5	5.0	5	0						
Sacked/Yards Lost		29/226	31/200	Pope	TM	1	5	5.0	5	0						
Gross Yards		3303	2972	Farmer		1	4	4.0	4	0						
Att./Completions		419/275	428/262	TEAM		275	3303	12.0	59	14						
Completion Pct.		65.6	61.2	OPPONENTS		262	2972	11.3	55t	11						
Had Intercepted		6	11	* INTERCEPTIONS		No.	Yds	Avg	Long	TD						
PUNTS/AVERAGE		57/44.8	60/42.0	Sherman		4	37	9.3	31	0						
NET PUNTING AVG.		57/40.3	60/36.3	Chancellor		2	5	2.5	5	0						
PENALTIES/YARDS		88/747	79/689	Thomas		2	5	2.5	5	0						
FUMBLES/BALL LOST		16/4	14/5	Morgan		1	14	14.0	14	0						
TOUCHDOWNS		27	21	Wagner		1	9	9.0	9	0						
Rushing		12	9	Shead		1	2	2.0	2	0						
Passing		14	11	TEAM		11	72	6.5	31	0						
Returns		1	1	OPPONENTS		6	68	11.3	32	0						
* SCORE BY PERIODS	Q1	Q2	Q3	Q4	OT	PTS	* PUNTING	No.	Yds	Avg	Net	TB	In	Lg	B	
TEAM	60	109	29	63	3	264	Ryan	56	2554	45.6	40.3	3	20	62	1	
OPPONENTS	41	59	31	60	3	194	TEAM	57	2554	44.8	40.3	3	20	62	1	
* SCORING	TD-Ru-Pa-Rt	K-PAT	FG	S	PTS	OPPONENTS	60	2519	42.0	36.3	6	27	61	1		
Hauschka	0	0	0	0	22/26	26/29	0	100	* PUNT RETURNS	Ret	FC	Yds	Avg	Long	TD	
Michael	7	6	1	0	0	42	Lockett	25	16	220	8.8	62	0			
Baldwin	5	0	5	0	0	30	Sherman	0	2	0	---	---	0			
Graham	5	0	5	0	0	30	TEAM	25	18	220	8.8	62	0			
Rawls	2	2	0	0	0	12	OPPONENTS	24	15	195	8.1	24	0			
Wilson	2	1	1	0	0	12	* KICKOFF RETURNS	No.	Yds	Avg	Long	TD				
Collins	1	1	0	0	0	6	Lockett	15	394	26.3	46	0				
Lockett	1	1	0	0	0	6	Marsh	2	17	8.5	10	0				
McEvoy	1	0	1	0	0	6	Richardson	2	39	19.5	20	0				
Prosise	1	1	0	0	0	6	Spiller	2	46	23.0	24	0				
Spiller	1	0	1	0	0	6	Howsare	1	15	15.0	15	0				
Thomas	1	0	0	1	0	6	B. Williams	1	12	12.0	12	0				
TEAM	27	12	14	1	22/26	26/29	1	264	Willson	1	0	0.0	0	0		
OPPONENTS	21	9	11	1	17/17	15/21	0	194	TEAM	23	508	22.1	46	0		
2-Pt Conv: TM 0-1, OPP 3-4							OPPONENTS	18	399	22.2	45	0				
SACKS: Avril 10, Clark 7.5, Bennett 3, Wright 3, Wagner 2.5, Marsh 2, Reed 1.5, Coyle 1, Moore 0.5, TM 31, OPP 29							* FIELD GOALS	1-19	20-29	30-39	40-49	50+				
FUM/LOST: Wilson 6/1, Graham 2/2, Michael(TM) 2/1, Ryan 2/0, Baldwin 1/0, Britt 1/0, Collins 1/0, Johnson(LG) 1/1, Spiller(TM) 1/0							Hauschka:	(39G,38G)	(23G)	(33G,33G,22G)	(33G,53G)					
								(42G,29N,44G)	(40G,36G,28N)	(44G,21G)	(49G)	(27G,				
								47G)	(22G,53N)	(34G)	(33G)	(39B,46G,45G,24N)	(22G,53G,21G,41G)	(31G,54N)	(30G)	(48N)
* PASSING	Att	Cmp	Yds	Cmp%	Yds/Att	TD	TD%	Int	Int%	Long	Sack/Lost	Rating				
Wilson	404	264	3142	65.3	7.78	12	3.0	5	1.2	59	29/ 226	93.7				
Boykin	12	9	103	75.0	8.58	1	8.3	1	8.3	31	0/ 0	93.4				
Baldwin	1	1	15	100.0	15.00	1	100.0	0	0.0	15t	0/ 0	158.3				
McEvoy	1	1	43	100.0	43.00	0	0.0	0	0.0	43	0/ 0	118.8				
Ryan	1	0	0	0.0	0.00	0	0.0	0	0.0	---	0/ 0	39.6				
TEAM	419	275	3303	65.6	7.88	14	3.3	6	1.4	59	29/ 226	94.8				
OPPONENTS	428	262	2972	61.2	6.94	11	2.6	11	2.6	55t	31/ 200	79.9				

Defensive Statistics



	Total	Solo	Assist	Sacks	Yards	QH	Int	PD	FF	FR
Wagner, B.	127	68	59	2.5	20.0	14	1	2	0	0
Wright, K.	98	58	40	3.0	7.0	5	0	4	1	0
Shead, D.	60	44	16	0	0	0	1	11	1	0
Chancellor, K.	56	32	24	0	0	0	2	7	1	0
Sherman, R.	47	28	19	0	0	0	4	10	0	1
Thomas, E.	46	24	22	0	0	0	2	10	0	1
Clark, F.	36	18	18	7.5	48.0	16	0	1	1	0
Lane, J.	36	27	9	0	0	0	0	2	0	0
McCray, K.	35	20	15	0	0	0	0	1	0	0
McDaniel, T.	33	12	21	0	0	1	0	2	0	1
Avril, C.	32	17	15	10.0	73.0	22	0	3	4	0
Rubin, A.	26	15	11	0	0	1	0	1	2	0
Bennett, M.	25	16	9	3.0	22.0	13	0	0	0	0
Reed, J.	25	8	17	1.5	3.5	4	0	3	0	0
Coyle, B.	15	7	8	1.0	1.0	1	0	0	0	0
Marsh, C.	11	9	2	2.0	22.0	5	0	0	1	1
Terrell, S.	11	6	5	0	0	0	0	1	0	1
Thorpe, N.	9	6	3	0	0	0	0	0	0	0
Moore, D.	7	3	4	0.5	3.5	1	0	0	0	0
Morgan, M.	7	3	4	0	0	0	1	1	0	0
Pierre-Louis, K.	6	3	3	0	0	0	0	0	0	0
Siliga, S.	5	3	2	0	0	0	0	0	0	0
Smith, G.	5	1	4	0	0	0	0	0	0	0
Jenkins, J.	3	0	3	0	0	0	0	0	0	0
Elliott, D.	1	1	0	0	0	0	0	0	0	0
Jefferson, Q.	1	0	1	0	0	0	0	0	0	0
Tripp, J.	1	1	0	0	0	0	0	0	0	0

Special Teams Tackles

	Total	Solo	Assist	FF	FR	Blocks
Thorpe, N.	8	6	2	0	0	0
Elliott, D.	6	4	3	0	0	0
McDonald, D.	4	3	1	0	0	0
Pierre-Louis, K.	4	3	1	0	0	0
McCray, K.	3	3	0	0	0	0
Marsh, C.	3	2	1	0	0	1
Powell, T.	3	2	1	0	0	0
Terrell, S.	3	2	1	0	0	0
Freese, N.	3	1	2	1	0	0
Hauschka, S.	2	2	0	1	0	0
Lane, J.	2	2	0	0	0	0
Morgan, M.	2	1	1	0	0	0
Richardson, P.	2	2	0	0	0	0
Thomas, E.	2	0	2	0	0	0
Williams, B.	2	0	2	0	0	0
Chancellor, K.	1	0	1	0	0	0
Coyle, B.	1	0	1	0	0	0
Shead, D.	1	1	0	0	0	0
Tukuafu, W.	1	0	1	0	0	0
McEvoy, T.	0	0	0	0	0	1
Wagner, B.	0	0	0	0	0	1

Fumbles

	Fum	Lost	Own-Rec	O.B.
Wilson, R.	6	1	3	1
Graham, J.	2	2	0	0
Michael, C.	2	1	1	0
Ryan, J.	2	0	2	0
Baldwin, D.	1	0	0	1
Britt, J.	1	0	0	0
Spiller, C.	1	0	1	0
Glowinski, M.	0	0	2	0

Transactions



2/8	Signed to future contracts	TE Brandon Cottom LS Andrew East CB George Farmer WR Deshon Foxx WR Antwan Goodley DT Justin Hamilton CB Stanley Jean-Baptiste WR Douglas McNeil III C Drew Nowak G Will Pericak T Terry Poole CB Trovon Reed TE Ronnie Shields DE Josh Shirley QB Phillip Sims WR Tyler Slavin S Robert Smith DE DeAngelo Tyson WR Jeff Fuller RB Cameron Marshall	Signed	DT Jarran Reed TE Nick Vannett QB Trevone Boykin DT Brandin Bryant DB DeAndre Elliott T George Fant DE Christian French DT Lars Koht LB Steve Longa RB Tre Madden T Lene Maiava S Tanner McEvoy DE Montese Overton DE David Perkins SS Tyvis Powell DT A.J. Francis DT Lars Koht SS Robert Smith WR Jeff Fuller CB Mohammed Seisay CB Jamal Marshall LB Pete Robertson FB Taniela Tupou TE Ronnie Shields WR Tyler Slavin RB Zac Brooks LB Christian French LB Khairi Fortt CB Jamal Marshall LB Kyle Coleman LB Khairi Fortt LS Nolan Frese WR Doug Baldwin T Lene Maiava WR Montario Hunter WR Tyler Slavin TE Clayton Echard DE Chris Clemons LS Drew Ferris SS Keenan Lambert RB Cameron Marshall TE Brandon Cottom TE Cooper Helfet RB Tre Madden DE David Perkins G Kona Schwenke TE Ronnie Shields FB Jonathan Amosa G Jahri Evans WR E.Z. Nwachukwu LB Kache Palacio RB Troymaine Pope TE Joe Sommers G Jahri Evans WR E.Z. Nwachukwu LB Kache Palacio RB Troymaine Pope TE Joe Sommers DE Tavaris Barnes DE Josh Shirley	5/6 cont. 5/9 Released Waived/injured Signed 5/16 Waived/injured Signed 6/2 Released Signed 6/28 Released Signed Signed to extension 7/29 Released Signed 7/31 Waived/injured Signed 8/4 Placed on res./retired list Released Signed 8/6 Waived/injured 8/8 Signed 8/9 Waived/injured Signed	8/11 Released Signed 8/15 Released Signed 8/16 Waived/injured Signed 8/21 Released Signed 8/29 Released Terminated veteran contract Waived/injured Placed in injured reserve 8/30 Released Waived/injured 9/3 Released Terminated veteran contract Waived/injured 9/4 Released Claimed 9/5 Signed Signed to practice squad	DE Montese Overton DE Tylor Harris RB Cameron Marshall LB Quayshawn Nealy CB Stanley Jean-Baptiste DT Tony McDaniel FB Jonathan Amosa FB Will Tukuafu FB Kyle Coleman WR Montario Hunter DE DeAngelo Tyson CB Brandon Browner WR Deshon Foxx DT Sealver Siliga RB Zac Brooks C Patrick Lewis LB Quayshawn Nealy LB Pete Robertson G Kristjan Sokoli RB George Farmer CB Trovon Reed DE Josh Shirley WR Kevin Smith DT Brandin Bryant TE Clayton Echard WR Antwan Goodley DE Tylor Harris QB Jake Heaps S Keenan Lambert WR Kenny Lawler LB Steve Longa WR Douglas McNeil III WR E.Z. Nwachukwu LB Kache Palacio G Will Pericak RB Troymaine Pope DE Ryan Robinson CB Tye Smith DT/FB Tani Tupou WR Kasen Williams G Jahri Evans FB Will Tukuafu CB Marcus Burley DT Jordan Hill LB Eric Pinkins T Terry Poole TE Joe Sommers Cond. 2017 draft pick S Dewey McDonald DT Justin Hamilton DT Garrison Smith FB Tani Tupou DE Tylor Harris WR Kenny Lawler
-----	----------------------------	---	--------	--	---	--	--

Transactions



9/5 cont.	WR Marcus Lucas	11/4 Released from practice sq.	RB George Farmer
	LB Kache Palacio	Signed to practice squad	RB Troymaine Pope
	G Will Pericak	11/8 Released from practice sq.	WR Kenny Lawler
	WR Rodney Smith	11/9 Signed to practice squad	RB George Farmer
	LB Jordan Tripp	11/15 Released	RB Christine Michael
	WR Kasen Williams		DT Sealver Siliga
9/6 Signed to practice squad	T Takoby Cofield	Signed	DT John Jenkins
	DT Justin Hamilton	Signed from practice squad	RB Troymaine Pope
9/8 Released from practice sq.	DE Tylor Harris	11/16 Signed to the practice sq.	WR Kenny Lawler
Signed to practice squad	CB Tye Smith	11/22 Released	T/G J' Marcus Webb
9/10 Released from practice sq.	T Takoby Cofield	Placed on PS/IR	DT Tylor Harris
Signed to practice squad	WR Antwan Goodley	Signed to practice squad	RB Zac Brooks
9/13 Released	CB Tharold Simon	11/23 Signed from practice squad	RB George Farmer
	FB Tani Tupou	Signed to practice squad	FB Malcolm Johnson
Signed	CB Neiko Thorpe	11/29 Released from practice sq.	RB Zac Brooks
	FB Will Tukuafu		FB Malcolm Johnson
Released from practice sq.	DT Justin Hamilton	Signed to practice squad	WR Kevin Smith
	WR Rodney Smith	11/30 Signed to practice squad	RB Kelvin Taylor
	WR Kasen Williams	12/3 Placed on injured reserve	LB Jordan Tripp
Signed to practice squad	DE Tylor Harris	Activated from IR	LB Mike Morgan
	QB Jake Heaps	12/6 Placed on injured reserve	S Earl Thomas
	T Michael Ola	Released	RB George Farmer
9/20 Released from practice sq.	T Michael Ola	Signed	FB Marcel Reece
	CB Tye Smith		S Jeron Johnson
Signed to practice squad	WR Kasen Williams	Released from practice sq.	WR Kevin Smith
9/21 Released	FB Will Tukuafu	Signed to practice squad	DT Shaneil Jenkins
Signed to practice squad	RB Terrence Magee		
9/24 Signed	RB Terrence Magee		
9/25 Signed to practice squad	G Robert Myers		
9/27 Released from practice sq.	WR Antwan Goodley		
Signed to practice squad	RB Zac Brooks		
9/28 Released	RB Terrence Magee		
Signed	RB C.J. Spiller		
10/3 Released from IR	T Terry Poole		
Placed on injured reserve	LB Mike Morgan		
Released from practice sq.	QB Jake Heaps		
10/4 Signed	LB Jordan Tripp		
Signed to practice squad	DE Sterling Bailey		
10/11 Signed to practice squad	FB Julian Howsare		
10/18 Placed on injured reserve	DT Garrison Smith		
Signed	DT Sealver Siliga		
10/20 Released from practice sq.	DE Sterling Bailey		
Signed to practice squad	DT Justin Hamilton		
10/25 Placed on injured reserve	DT Quinton Jefferson		
Signed	DE Malliciah Goodman		
Released from practice sq.	RB Zac Brooks		
10/26 Released	RB C.J. Spiller		
Signed	FB Will Tukuafu		
Signed to practice squad	QB Joel Stave		
11/1 Released	DE Malliciah Goodman		
Signed	DE Damontre Moore		
Released from practice sq.	FB Julian Howsare		
	QB Joel Stave		
Signed to practice squad	RB George Farmer		
11/2 Signed to practice squad	FS Pierre Desir		

(1,546th transaction since 2010)

Participation Chart



Game	2016																G	S	IN	DNP
	1	2	3	4	5	6	7	8	9	10	11	12	13	14	15	16				
Date	9/11	9/18	9/25	10/2	10/16	10/23	10/30	11/7	11/13	11/20	11/27	12/4	12/11	12/15	12/24	1/1				
Game	Mia	@LA	SF	@NYJ	Atl	@Ari	@NO	Buf	@NE	Phi	@TB	Car	@GB	LA	Ari	@SF				
Avril, C.	RDE	RDE	RDE	RDE	RDE	RDE	RDE	RDE	RDE	RDE	RDE	RDE					12	12	0	0
Baldwin, D.	WR	wr	WR	WR	WR	WR	WR	WR	WR	WR	WR	WR					12	11	0	0
Bennett, M.	LDE	LDE	LDE	LDE	LDE	LDE	in	in	in	in	in	LDE					7	7	5	0
Boykin, T.	dnp	dnp	qb	dnp	dnp	dnp	dnp	dnp	dnp	rb	dnp	qb					3	0	0	9
Britt, J.	C	C	C	C	C	C	C	C	C	C	dnp	C					11	11	0	1
Chancellor, K.	SS	SS	SS	SS	in	in	in	in	SS	SS	SS	SS					8	8	4	0
Clark, F.	de	de	de	de	in	de	LDE	LDE	LDE	LDE	LDE	de					12	5	1	0
Collins, A.	in	rb	rb	rb	rb	rb	dnp	rb	rb	in	rb	in					8	0	3	1
Coyle, B.	sub	sub	sub	sub	sub	lb	OLB	OLB	lb	OLB	in	in					10	3	2	0
Elliott, D.	sub	in	sub	sub	sub	sub	in	in	sub	cb	cb	cb					9	0	3	0
Fant, G.	sub	sub	t	in	in	t	LT	LT	LT	LT	LT	LT					10	6	2	0
Farmer, G.												rb	rb				2	0	0	0
Frese, N.	sub	sub	sub	sub	sub	sub	sub	sub	sub	sub	sub	sub					12	0	0	0
Gilliam, G.	RT	RT	RT	RT	RT	RT	RT	RT	RT	RT	RT	in					11	11	1	0
Glowinski, M.	LG	LG	LG	LG	LG	LG	LG	LG	LG	LG	LG	LG					12	12	0	0
Goodman, M.								de									1	0	0	0
Graham, J.	te	TE	TE	TE	TE	TE	TE	TE	TE	TE	TE	TE					12	11	0	0
Hauschka, S.	k	k	k	k	k	k	k	k	k	k	k	k					12	0	0	0
Hunt, J.	dnp	dnp	dnp	dnp	fb	sub	c	dnp	dnp	sub	C	dnp					5	1	0	7
Ifedi, G.	in	in	in	RG	RG	RG	RG	RG	RG	RG	RG	RG					9	9	3	0
Jefferson, Q.	de	de	in	de	in	in	ir	ir	ir	ir	ir	ir					3	0	3	0
Jenkins, J.										dt	dt	in					2	0	1	0
Kearse, J.	WR	wr	WR	WR	WR	WR	WR	WR	WR	WR	WR	WR					12	11	0	0
Lane, J.	CB	cb	CB	CB	CB	cb	cb	cb	CB	cb	RCB	cb					12	6	0	0
Lockett, T.	WR	WR	wr	wr	WR	WR	WR	WR	wr	wr	wr	wr					12	6	0	0
McCray, K.	sub	sub	sub	sub	SS	SS	SS	SS	sub	s	sub	s					12	4	0	0
McDaniel, T.	dt	dt	dt	RDT	RDT	RDT	RDT	RDT	RDT	RDT	RDT	RDT					12	9	0	0
McDonald, D.	in	in	sub	sub	sub	sub	sub	sub	sub	sub	sub	sub					10	0	2	0
McEvoy, T.	wr	in	wr	wr	wr	wr	wr	wr	in	wr	wr	wr					10	0	2	0
Magee, T.			rb														1	0	0	0
Marsh, C.	lb	lb	lb	lb	lb	OLB	lb	lb	lb	lb	lb	lb					12	1	0	0
Michael, C.	RB	rb	RB	RB	RB	RB	RB	RB	rb								9	7	0	0
Moore, D.								de	de	de	in	de					4	0	1	0
Morgan, M.	lb	OLB	lb	lb	ir	ir	ir	ir	ir	ir	ir	OLB					5	2	0	0
Odhiambo, R.	in	sub	in	in	in	in	dnp	in	in	t	sub	t					4	0	7	1
Pierre-Louis, K.	lb	sub	sub	sub	lb	in	in	sub	sub	in	lb	lb					9	0	3	0
Pope, T.								ps	ps	rb	in	rb					2	0	1	0
Powell, T.	sub	sub	in	in	sub	sub	sub	sub	in	in	sub	sub					8	0	4	0
Prosis, C.	rb	in	in	in	in	rb	rb	rb	RB	RB	in	in					6	2	6	0
Rawls, T.	rb	RB	in	in	in	in	in	in	in	rb	RB	RB					5	3	7	0
Reed, J.	RDT	RDT	RDT	in	dt	dt	dt	dt	dt	dt	dt	dt					11	3	1	0
Richardson, P.	wr	wr	wr	wr	wr	wr	wr	wr	wr	wr	wr	in					11	0	1	0
Rubin, A.	LDT	LDT	LDT	LDT	LDT	LDT	LDT	LDT	LDT	LDT	LDT	LDT					12	12	0	0
Ryan, J.	p	p	p	p	p	p	p	p	p	p	p	p					12	0	0	0
Shead, D.	RCB	RCB	RCB	RCB	RCB	RCB	RCB	RCB	RCB	RCB	in	RCB					11	11	1	0
Sherman, R.	LCB	LCB	LCB	LCB	LCB	LCB	LCB	LCB	LCB	LCB	LCB	LCB					12	12	0	0
Siliga, S.						dt	dt	dt	dt								4	0	0	0
Simon, T.	in																0	0	1	0
Smith, G.	in	in	dt	dt	dt	ir	ir	ir	ir	ir	ir	ir					3	0	2	0
Sowell, B.	LT	LT	LT	LT	LT	LT	in	in	in	in	t	RT					8	7	4	0
Spiller, C.			rb	rb	in												2	0	1	0
Terrell, S.	sub	sub	sub	s	sub	sub	sub	s	s	s	SS	s					12	1	0	0
Thomas, E.	FS	FS	FS	FS	FS	FS	FS	FS	FS	FS	in	FS					11	11	1	0
Thorpe, N.		sub	sub	sub	sub	sub	sub	sub	sub	cb	cb	cb					11	0	0	0
Tripp, J.					sub	lb	sub	sub	sub	sub	sub	OLB	ir				7	1	0	0
Tukuafu, W.		fb					fb	fb	fb	fb	fb/dt	fb					7	0	0	0
Tupou, T.	fb																1	0	0	0
Vannett, N.	in	in	in	in	te	te	te	te	TE	in	te	TE					7	2	5	0
Wagner, B.	MLB	MLB	MLB	MLB	MLB	MLB	MLB	MLB	MLB	MLB	MLB	MLB					12	12	0	0
Webb, J.	RG	RG	RG	sub	t	sub	sub	t	t	in							9	3	1	0
Williams, B.	te	TE	te	te	te	te	te	te	te	te	te	te					12	1	0	0
Willson, L.	TE	TE	TE	TE	te	in	in	in	in	TE	te	in					7	5	5	0
Wilson, R.	QB	QB	QB	QB	QB	QB	QB	QB	QB	QB	QB	QB					12	12	0	0
Wright, K.	OLB	OLB	OLB	OLB	OLB	OLB	OLB	OLB	OLB	OLB	OLB	OLB					12	12	0	0

CAPS - starter; lower case - substitute at position; sub - special teams only; dnp - did not play; in - inactive; ps - practice squad; ir - injured reserve; nfi - non-football injury; sus - suspended, pup - physically unable to perform, exp - exempt



Year By Draft

2016 G/T Germain Ifedi (1)
 DT Jarran Reed (2)
 RB C.J. Prosise (3a)
 TE Nick Vannett (3b)
 G Rees Odhiambo (3c)
 RB Alex Collins (5b)
 C Joey Hunt (6)

2015 DE Frank Clark (2)
 WR Tyler Lockett (3)
 G Mark Glowinski (4b)

2014 WR Paul Richardson (2a)
 T Justin Britt (2b)
 DE Cassius Marsh (4a)
 LB Kevin Pierre-Louis (4c)

2013 TE Luke Willson (5c)

2012 LB Bobby Wagner (2)
 QB Russell Wilson (3)
 CB Jeremy Lane (6a)

2011 LB K.J. Wright (4a)
 CB Richard Sherman (5a)

2010 S Kam Chancellor (5)

Trade/Waivers/Practice Squad

LB Dewey McDonald (T)

TE Jimmy Graham (T)
 S Kelcie McCray (T)

K Steven Hauschka (W)

Free Agents

2016
 QB Trevone Boykin
 CB DeAndre Elliott
 T George Fant
 LS Nolan Frese
 DT John Jenkins
 S Jeron Johnson
 DT Tony McDaniel
 WR Tanner McEvoy
 DE Damontre Moore
 RB Troymaine Pope
 SS Tyvis Powell
 FB Marcel Reece
 T Bradley Sowell (UFA)
 CB Neiko Thorpe
 FB Will Tukuafu
 TE Brandon Williams

2015
 RB Thomas Rawls
 DT Ahtyba Rubin

2014
 LB Brock Coyle
 T Garry Gilliam
 FS Steven Terrell

2013
 DE Cliff Avril (UFA)
 DE Michael Bennett (UFA)

2012
 WR Jermaine Kearse
 S DeShawn Shead

2011
 WR Doug Baldwin
 LB Mike Morgan

2008
 P Jon Ryan

2016 Seattle Seahawks Alphabetical Roster

No.	Name	Pos.	Ht.	Wt.	Birthdate	Age	Exp.	College	Hometown	Acquired
56	Avril, Cliff	DE	6-3	260	4/8/1986	30	9	Purdue	Green Cove Springs, Fla.	UFA(Det)-'13
89	Baldwin, Doug	WR	5-10	192	9/21/1988	28	6	Stanford	Gulf Breeze, Fla.	FA-'11
72	Bennett, Michael	DE	6-4	274	11/13/1985	31	8	Texas A&M	Alief, Texas	UFA(TB)-'13
2	Boykin, Trevone	QB	6-0	213	8/22/1993	23	R	TCU	Dallas, Texas	FA-'16
68	Britt, Justin	C	6-6	315	5/29/1991	25	3	Missouri	Lebanon, Mo.	D2(b)-'14
31	Chancellor, Kam	SS	6-3	225	4/3/1988	28	7	Virginia Tech	Norfolk, Va.	D5-'10
55	Clark, Frank	DE	6-3	260	6/14/1993	23	2	Michigan	Cleveland, Ohio	D2-'15
36	Collins, Alex	RB	5-10	217	8/26/1994	22	R	Arkansas	Fort Lauderdale, Fla.	D5(b)-'16
52	Coyle, Brock	LB	6-1	245	10/12/1990	26	3	Montana	Bozeman, Mont.	FA-'14
21	Elliott, DeAndre	CB	6-1	189	11/21/1992	24	R	Colorado State	Dallas, Texas	FA-'16
74	Fant, George	T	6-5	296	7/19/1992	24	R	Western Kentucky	Bowling Green, Ky.	FA-'16
48	Frese, Nolan	LS	6-2	233	7/29/1992	24	R	Houston	Roanoke, Texas	FA-'16
79	Gilliam, Garry	T	6-5	315	11/26/1990	26	3	Penn State	Carlisle, Pa.	FA-'14
63	Glowinski, Mark	G	6-4	310	5/3/1992	24	2	West Virginia	Wilkes-Barre, Pa.	D4(b)-'15
88	Graham, Jimmy	TE	6-7	265	11/24/1986	30	7	Miami	Goldsboro, N.C.	T(NO)-'15
4	Hauschka, Steven	K	6-4	210	6/29/1985	31	9	North Carolina State	Needham, Mass.	W(Den)-'11
53	Hunt, Joey	C	6-2	299	2/22/1994	22	R	TCU	El Campo, Texas	D6-'16
76	Ifedi, Germain	G/T	6-5	325	6/2/1994	22	R	Texas A&M	Houston, Texas	D1-'16
92	Jenkins, John	DT	6-4	343	7/11/1989	27	4	Georgia	Meriden, Conn.	FA-'16
	Johnson, Jeron	SS	5-10	212	6/12/1988	28	6	Boise State	Compton, Calif.	FA-'16
15	Kearse, Jermaine	WR	6-1	209	2/6/1990	26	5	Washington	Lakewood, Wash.	FA-'12
20	Lane, Jeremy	CB	6-0	190	7/14/1990	26	5	Northwestern St. (La.)	Tyler, Texas	D6(a)-'12
16	Lockett, Tyler	WR	5-10	182	9/28/1992	24	2	Kansas State	Tulsa, Okla.	D3-'15
33	McCray, Kelcie	SS	6-2	202	9/21/1988	28	5	Arkansas State	Columbus, Ga.	T(KC)-'15
93	McDaniel, Tony	DT	6-7	305	1/20/1985	31	11	Tennessee	Columbia, S.C.	FA-'16
41	McDonald, Dewey	LB	6-0	220	6/10/1990	26	3	California Univ. (Pa.)	Ranson, W. Va.	T(Oak)-'16
19	McEvoy, Tanner	WR	6-6	230	1/26/1993	23	R	Wisconsin	Hillsdale, N.J.	FA-'16
91	Marsh, Cassius	DE	6-4	245	7/7/1992	24	3	UCLA	Simi Valley, Calif.	D4(a)-'14
97	Moore, Damontre	DE	6-4	260	9/11/1992	24	4	Texas A&M	DeSoto, Texas	FA-'16
70	Odhambo, Rees	G	6-4	315	9/23/1992	24	R	Boise State	Mansfield, Ohio	D3(c)-'16
58	Pierre-Louis, Kevin	LB	6-0	230	10/7/1991	25	3	Boston College	Norwalk, Conn.	D4(c)-'14
43	Pope, Troymaine	RB	5-8	205	11/26/1993	22	R	Jacksonville State	Anniston, Ala.	FA-'16
40	Powell, Tyvis	SS	6-3	211	2/16/1994	22	R	Ohio State	Bedford, Ohio	FA-'16
22	Prosise, C.J.	RB	6-1	220	5/20/1994	22	R	Notre Dame	Petersburg, Va.	D3(a)-'16
34	Rawls, Thomas	RB	5-9	215	8/3/1993	23	2	Central Michigan	Flint, Mich.	FA-'15
44	Reece, Marcel	FB	6-1	235	6/23/1985	31	9	Washington	Los Angeles, Calif.	FA-'16
90	Reed, Jarran	DT	6-3	311	12/16/1992	23	R	Alabama	Goldsboro, N.C.	D2-'16
10	Richardson, Paul	WR	6-0	183	4/13/1992	24	3	Colorado	Los Angeles, Calif.	D2(a)-'14
77	Rubin, Ahtyba	DT	6-2	310	7/25/1986	30	9	Iowa State	Pensacola, Fla.	UFA(Cle)-'15
9	Ryan, Jon	P	6-0	217	11/26/1981	35	11	Regina	Regina, Saskatchewan	FA-'08
35	Shead, DeShawn	DB	6-2	212	6/28/1988	28	5	Portland State	Palmdale, Calif.	FA-'12
25	Sherman, Richard	CB	6-3	195	3/30/1988	28	6	Stanford	Compton, Calif.	D5(a)-'11
78	Sowell, Bradley	T	6-7	309	6/6/1989	27	5	Mississippi	Hernando, Miss.	UFA(Ari)-'16
23	Terrell, Steven	FS	5-10	197	9/21/1990	26	4	Texas A&M	Allen, Texas	FA-'14
27	Thorpe, Neiko	CB	6-2	198	2/11/1990	26	4	Auburn	Tucker, Ga.	FA-'16
59	Tripp, Jordan	LB	6-3	237	4/3/1991	25	3	Montana	Missoula, Mont.	FA-'16
46	Tukuafu, Will	FB	6-2	280	1/3/1984	32	7	Oregon	Salt Lake City, Utah	FA-'14
81	Vannett, Nick	TE	6-6	257	3/6/1993	23	R	Ohio State	Westerville, Ohio	D3(b)-'16
54	Wagner, Bobby	LB	6-0	245	6/27/1990	26	5	Utah State	Ontario, Calif.	D2-'12
86	Williams, Brandon	TE	6-3	247	10/13/1987	29	4	Oregon	Merrionette, Ill.	FA-'16
82	Willson, Luke	TE	6-5	252	1/15/1990	26	4	Rice	Lasalle, Ontario	D5(c)-'13
3	Wilson, Russell	QB	5-11	215	11/29/1988	28	5	Wisconsin	Richmond, Va.	D3-'12
50	Wright, K.J.	LB	6-4	246	7/23/1989	27	6	Mississippi State	Olive Branch, Miss.	D4(a)-'11

Head Coach: Pete Carroll, Darrell Bevell (Offensive Coordinator), Kris Richard, (Defensive Coordinator), Michael Barrow (Linebackers), Dwaine Board (Asst. Defensive Line), Tom Cable (Asst. Head Coach/Offensive Line), Dave Canales (Wide Receivers), Chris Carlisle (Head Strength & Conditioning), Brennan Carroll (Asst. Offensive Line), Nate Carroll (Asst. Wide Receivers), Andre Curtis (Defensive Backs), Heath Farwell (Coaching Asst.), Mondray Gee (Asst. Strength & Conditioning), John Glenn (Defensive Asst.), Will Harriger (Asst. Quarterbacks), Travis Jones (Defensive Line), Pat McPherson (Tight Ends), Ricky Manning, Jr. (Asst. Defensive Backs), Chad Morton (Asst. Running Backs/Asst. Special Teams), Pat Ruel (Asst. Offensive Line), Brian Schneider (Special Teams Coordinator), Rocky Seto (Assistant Head Coach/Defense), Carl Smith (Quarterbacks), Sherman Smith (Running Backs), Nick Sorensen (Asst. Defensive Backs/Asst. Special Teams), Lofa Tatupu (Asst. Linebackers), Jamie Yanchar (Assistant Strength & Conditioning).

2016 Seattle Seahawks Numerical Roster

No.	Name	Pos.	Ht.	Wt.	Birthdate	Age	Exp.	College	Hometown	Acquired
2	Trevone Boykin	QB	6-0	213	8/22/1993	23	R	TCU	Dallas, Texas	FA-'16
3	Russell Wilson	QB	5-11	215	11/29/1988	28	5	Wisconsin	Richmond, Va.	D3-'12
4	Steven Hauschka	K	6-4	210	6/29/1985	31	9	North Carolina State	Needham, Mass.	W(Den)-'11
9	Jon Ryan	P	6-0	217	11/26/1981	35	11	Regina	Regina, Saskatchewan	FA-'08
10	Paul Richardson	WR	6-0	183	4/13/1992	24	3	Colorado	Los Angeles, Calif.	D2(a)-'14
15	Jermaine Kearse	WR	6-1	209	2/6/1990	26	5	Washington	Lakewood, Wash.	FA-'12
16	Tyler Lockett	WR	5-10	182	9/28/1992	24	2	Kansas State	Tulsa, Okla.	D3-'15
19	Tanner McEvoy	WR	6-6	230	1/26/1993	23	R	Wisconsin	Hillsdale, N.J.	FA-'16
20	Jeremy Lane	CB	6-0	190	7/14/1990	26	5	Northwestern St. (La.)	Tyler, Texas	D6(a)-'12
21	DeAndre Elliott	CB	6-1	189	11/21/1992	24	R	Colorado State	Dallas, Texas	FA-'16
22	C.J. Prosise	RB	6-1	220	5/20/1994	22	R	Notre Dame	Petersburg, Va.	D3(a)-'16
23	Steven Terrell	FS	5-10	197	9/21/1990	26	4	Texas A&M	Allen, Texas	FA-'14
25	Richard Sherman	CB	6-3	195	3/30/1988	28	6	Stanford	Compton, Calif.	D5(a)-'11
27	Neiko Thorpe	CB	6-2	198	2/11/1990	26	4	Auburn	Tucker, Ga.	FA-'16
31	Kam Chancellor	SS	6-3	225	4/3/1988	28	7	Virginia Tech	Norfolk, Va.	D5-'10
33	Kelcie McCray	SS	6-2	202	9/21/1988	28	5	Arkansas State	Columbus, Ga.	T(KC)-'15
34	Thomas Rawls	RB	5-9	215	8/3/1993	23	2	Central Michigan	Flint, Mich.	FA-'15
35	DeShawn Shead	DB	6-2	212	6/28/1988	28	5	Portland State	Palmdale, Calif.	FA-'12
36	Alex Collins	RB	5-10	217	8/26/1994	22	R	Arkansas	Fort Lauderdale, Fla.	D5(b)-'16
	Jeron Johnson	SS	5-10	212	6/12/1988	28	6	Boise State	Compton, Calif.	FA-'16
40	Tyvis Powell	SS	6-3	211	2/16/1994	22	R	Ohio State	Bedford, Ohio	FA-'16
41	Dewey McDonald	LB	6-0	220	6/10/1990	26	3	California Univ. (Pa.)	Ranson, W. Va.	T(Oak)-'16
43	Troymaine Pope	RB	5-8	205	11/26/1993	22	R	Jacksonville State	Anniston, Ala.	FA-'16
44	Marcel Reece	FB	6-1	235	6/23/1985	31	9	Washington	Los Angeles, Calif.	FA-'16
46	Will Tukuafu	FB	6-2	280	1/3/1984	32	7	Oregon	Salt Lake City, Utah	FA-'14
48	Nolan Fresse	LS	6-2	233	7/29/1992	24	R	Houston	Roanoke, Texas	FA-'16
50	K.J. Wright	LB	6-4	246	7/23/1989	27	6	Mississippi State	Olive Branch, Miss.	D4(a)-'11
52	Brock Coyle	LB	6-1	245	10/12/1990	26	3	Montana	Bozeman, Mont.	FA-'14
53	Joey Hunt	C	6-2	299	2/22/1994	22	R	TCU	El Campo, Texas	D6-'16
54	Bobby Wagner	LB	6-0	245	6/27/1990	26	5	Utah State	Ontario, Calif.	D2-'12
55	Frank Clark	DE	6-3	260	6/14/1993	23	2	Michigan	Cleveland, Ohio	D2-'15
56	Cliff Avril	DE	6-3	260	4/8/1986	30	9	Purdue	Green Cove Springs, Fla.	UFA(Det)-'13
58	Kevin Pierre-Louis	LB	6-0	230	10/7/1991	25	3	Boston College	Norwalk, Conn.	D4(c)-'14
59	Jordan Tripp	LB	6-3	237	4/3/1991	25	3	Montana	Missoula, Mont.	FA-'16
63	Mark Glowinski	G	6-4	310	5/3/1992	24	2	West Virginia	Wilkes-Barre, Pa.	D4(b)-'15
68	Justin Britt	C	6-6	315	5/29/1991	25	3	Missouri	Lebanon, Mo.	D2(b)-'14
70	Rees Odhiambo	G	6-4	315	9/23/1992	24	R	Boise State	Mansfield, Texas	D3(c)-'16
72	Michael Bennett	DE	6-4	274	11/13/1985	31	8	Texas A&M	Aliief, Texas	UFA(TB)-'13
74	George Fant	T	6-5	296	7/19/1992	24	R	Western Kentucky	Bowling Green, Ky.	FA-'16
76	Germain Ifedi	G/T	6-5	325	6/2/1994	22	R	Texas A&M	Houston, Texas	D1-'16
77	Ahtyba Rubin	DT	6-2	310	7/25/1986	30	9	Iowa State	Pensacola, Fla.	UFA(Cle)-'15
78	Bradley Sowell	T	6-7	309	6/6/1989	27	5	Mississippi	Hernando, Miss.	UFA(Ari)-'16
79	Garry Gilliam	T	6-5	315	11/26/1990	26	3	Penn State	Carlisle, Pa.	FA-'14
81	Nick Vannett	TE	6-6	257	3/6/1993	23	R	Ohio State	Westerville, Ohio	D3(b)-'16
82	Luke Willson	TE	6-5	252	1/15/1990	26	4	Rice	Lasalle, Ontario	D5(c)-'13
86	Brandon Williams	TE	6-3	247	10/13/1987	29	4	Oregon	Merrionette, Ill.	FA-'16
88	Jimmy Graham	TE	6-7	265	11/24/1986	30	7	Miami	Goldsboro, N.C.	T(NO)-'15
89	Doug Baldwin	WR	5-10	192	9/21/1988	28	6	Stanford	Gulf Breeze, Fla.	FA-'11
90	Jarran Reed	DT	6-3	311	12/16/1992	23	R	Alabama	Goldsboro, N.C.	D2-'16
91	Cassius Marsh	DE	6-4	245	7/7/1992	24	3	UCLA	Simi Valley, Calif.	D4(a)-'14
92	John Jenkins	DT	6-4	343	7/11/1989	27	4	Georgia	Meriden, Conn.	FA-'16
93	Tony McDaniel	DT	6-7	305	1/20/1985	31	11	Tennessee	Columbia, S.C.	FA-'16
97	Damontre Moore	DE	6-4	260	9/11/1992	24	4	Texas A&M	DeSoto, Texas	FA-'16
Practice Squad										
11	Kenny Lawler	WR	6-2	203	6/25/1994	22	R	California	Pomona, Calif.	D7(a)-'16
18	Kasen Williams	WR	6-1	219	12/5/1992	24	2	Washington	Sammamish, Wash.	FA-'15
28	Pierre Desir	FS	6-1	198	9/8/1990	26	4	Lindenwood	St. Peters, Mo.	FA-'16
32	Kelvin Taylor	RB	5-10	212	9/28/1993	23	R	Florida	Belle Glade, Fla.	FA-'16
49	Kache Palacio	LB	6-1	237	1/30/1994	22	R	Washington State	Gardena, Calif.	FA-'16
62	Robert Myers	T	6-5	329	12/26/1991	24	2	Tennessee State	La Vergne, Tenn.	FA-'16
75	Will Pericak	G/C	6-3	300	12/30/1989	26	2	Colorado	Boulder, Colo.	FA-'15
85	Marcus Lucas	TE	6-4	218	3/1/1992	24	3	Missouri	Liberty, Mo.	FA-'16
	Shaneil Jenkins	DT	6-3	284	2/7/1994	22	R	Shepherd	District Heights, Md.	FA-'16
94	Justin Hamilton	DT	6-2	315	7/27/1993	23	2	Louisiana-Lafayette	Natchez, Miss.	FA-'15
Injured Reserve										
13	Tyler Slavin	WR	6-1	210	1/29/1992	24	1	New Mexico Highlands	Corona, Calif.	FA-'16
26	Mohammed Seisay	CB	6-2	202	5/22/1990	26	3	Nebraska	West Springfield, Va.	T(Det)-'15
29	Earl Thomas	FS	5-10	202	5/7/1989	27	7	Texas	Orange, Texas	D1(b)-'10
30	Stanley Jean-Baptiste	CB	6-3	215	4/12/1990	26	3	Nebraska	Miami, Fla.	FA-'15
38	Tre Madden	RB	6-0	223	8/16/1993	23	R	USC	Alisa Viejo, Calif.	FA-'16
40	Joe Sommers	TE	6-2	241	3/3/1993	23	R	Wisconsin-Oshkosh	Hortonville, Wis.	FA-'16
42	Brandon Cottom	TE	6-2	262	12/21/1992	23	2	Purdue	Newtown, Pa.	FA-'15
57	Mike Morgan	LB	6-3	235	1/16/1988	28	6	USC	Dallas, Texas	FA-'11
64	Tyler Harris (PS)	DE	6-3	306	2/2/1994	22	R	Wake Forest	Baton Rouge, LA	FA-'16
87	Ronnie Shields	TE	6-4	245	12/15/1991	24	1	Kentucky	Stone Mountain, Ga.	FA-'16
95	Tavaris Barnes	DE	6-4	284	11/2/1991	25	2	Clemson	Jacksonville, Fla.	FA-'16
98	Garrison Smith	DT	6-1	310	10/9/1991	25	3	Georgia	Atlanta, Ga.	W(SF)-'16
99	Quinton Jefferson	DT	6-4	291	3/31/1993	23	R	Maryland	Pittsburgh, Pa.	D5(a)-'16

Unofficial Depth Chart Pronunciation Guide



Offense

WR	89 Doug Baldwin	16 Tyler Lockett	
LT	74 <u>George Fant</u>	70 <u>Rees Odhiambo</u>	
LG	63 Mark Glowinski	70 <u>Rees Odhiambo</u>	
C	68 Justin Britt	53 <u>Joey Hunt</u>	
RG	76 <u>Germain Ifedi</u>	70 <u>Rees Odhiambo</u>	
RT	78 Bradley Sowell	79 Garry Gilliam	
TE	88 Jimmy Graham	82 Luke Willson	86 Brandon Williams
			81 <u>Nick Vannett</u>
WR	15 Jermaine Kearse	10 Paul Richardson	19 <u>Tanner McEvoy</u>
QB	3 Russell Wilson	2 <u>Trevone Boykin</u>	
FB	46 Will Tukuafu	44 Marcel Reece	
RB	34 Thomas Rawls	36 <u>Alex Collins</u>	43 <u>Troymaine Pope</u>
			22 <u>(C.J. Prosisie)</u>

Defense

LDE	72 Michael Bennett	55 Frank Clark	97 Damontre Moore
LDT	77 Ahtyba Rubin	92 John Jenkins	
RDT	93 Tony McDaniel	90 <u>Jarran Reed</u>	
RDE	56 Cliff Avril	55 Frank Clark	
OLB	57 Mike Morgan	91 Cassius Marsh	58 Kevin Pierre-Louis
MLB	54 Bobby Wagner	52 Brock Coyle	
OLB	50 K.J. Wright	41 Dewey McDonald	
LCB	25 Richard Sherman	27 Neiko Thorpe	
RCB	35 DeShawn Shead	20 Jeremy Lane	21 <u>DeAndre Elliott</u>
SS	31 Kam Chancellor	33 Kelcie McCray	
FS	23 Steven Terrell	40 <u>Tyvis Powell</u>	Jeron Johnson

Specialists

K	4 Steven Hauschka	
P	9 Jon Ryan	
H	9 Jon Ryan	
PR	16 Tyler Lockett	25 Richard Sherman
KR	16 Tyler Lockett	10 Paul Richardson
LS	48 <u>Nolan Frese</u>	78 Bradley Sowell

() injured; Underline Rookie or 1st Year

Pronunciation Guide

Trevone Boykin... truh-VON	Rees Odhiambo... reese oh-dee-AHM-bo	Steven Terrell... TAIR-ull
George Fant... f-ANT	Kevin Pierre-Louis... PEE-air lewis	Nick Vannett... VAN-NET
Nolan Frese... rhymes with crease	Jarran Reed... JAIR-in	
Steven Hauschka... HOWSH-kuh	Ahtyba Rubin... ah-TAH-bah	
Germain Ifedi... jermaine ih-FEH-dee	DeShawn Shead... SHED	
Cassius Marsh... CASH-iss	Bradley Sowell... rhymes with vowel	

1



SEATTLE SEAHAWKS 12, MIAMI DOLPHINS 10

SUNDAY, SEPTEMBER 11, 2016

CENTURYLINK FIELD



The Seattle Seahawks won their eighth-consecutive home opener dating back to 2009, as Russell Wilson led a game-winning touchdown drive scoring with 31 seconds remaining in the game and defeating the Miami Dolphins by a score of 12-10. Seattle's defense gave up just 214 yards on the day. The Seahawks scored first with a Steven Hauschka field goal during the first quarter. The Dolphins scored after a Wilson interception led to field position on the Seattle 42-yard line, and Seattle's defense held Miami to a 39-yard field goal. Seattle added a Hauschka field goal as time expired in the first half, giving the team a 6-3 lead at the half. Ryan Tannehill led the Dolphins on an 86-yard drive late in the fourth quarter and ran it in from two yards out, giving Miami the 10-6 lead with just over four minutes remaining. Wilson and the Seahawks offense drove 75 yards, converting two fourth down attempts, before Wilson connected with Doug Baldwin on a two-yard touchdown pass with 31 seconds remaining. A blocked extra point gave Seattle the 12-10 lead, and Seattle's defense closed the victory with a pair of sacks of Tannehill.

Miami	0	3	0	7	10
Seattle	3	3	0	6	12

					Miami	Seattle
SEA	1	5:11	Hauschka 39 FG (12-46, 6:08)		0	3
MIA	2	8:45	Franks 41 FG (6-19, 2:06)		3	3
SEA	2	0:00	Hauschka 38 FG (10-72, 1:52)		3	6
MIA	4	4:08	Tannehill 2 run (Franks kick) (7-86, 3:01)		10	6
SEA	4	0:31	Baldwin 2 pass Wilson (kick blocked) (14-75, 3:37)		10	12
Att. 69,012						

STATISTICS

RUSHING

Miami	Att	Yds	Avg	LG	TD	Seattle	Att	Yds	Avg	LG	TD
A. Foster	13	38	2.9	9	0	C. Michael	15	66	4.4	12	0
R. Tannehill	5	17	3.4	11	1	T. Rawls	12	32	2.7	8	0
D. Williams	2	9	4.5	5	0	R. Wilson	4	16	4.0	9	0
						C. Prorise	1	-2	-2.0	-2	0
TOTAL	20	64	3.2	11	1	TOTAL	32	112	3.5	12	0

PASSING

Miami	A	C	Yds	SK/YD	TD	LG	INT	RT	Seattle	A	C	Yds	SK/YD	TD	LG	INT	RT
R. Tannehill	29	16	186	5/36	0	50	0	74.8	R. Wilson	43	27	258	3/18	1	24	1	77.5
TOTAL	29	16	186	5/36	0	50	0	74.8	TOTAL	43	27	258	3/18	1	24	1	77.5

RECEIVING

Miami	No	Yds	Avg	LG	TD	Seattle	No	Yds	Avg	LG	TD
J. Landry	7	59	8.4	28	0	D. Baldwin	9	92	10.2	22	1
A. Foster	3	62	20.7	50	0	J. Kearse	5	57	11.4	24	0
L. Carroo	2	14	7.0	12	0	T. Rawls	3	26	8.7	11	0
J. Cameron	2	6	3.0	5	0	T. Lockett	3	17	5.7	6	0
D. Williams	1	29	29.0	29	0	L. Willson	2	26	13.0	19	0
K. Stills	1	16	16.0	16	0	C. Michael	2	5	2.5	5	0
						C. Prorise	1	13	13.0	13	0
						P. Richardson	1	11	11.0	11	0
						J. Graham	1	11	11.0	11	0
TOTAL	16	186	11.6	50	0	TOTAL	27	258	9.6	24	1

TEAM STATISTICS

	Miami	Seattle
Total First Downs	11	21
Third Down Eff.	3-14-21%	5-16-31%
Total Net Yards	214	352
Total Off. Plays	54	78
Avg. per Play	4.0	4.5
Net Yards Rushing	64	112
Total Rushing Plays	20	32
Net Yards Passing	150	240
Times Sacked/Yards Lost	5/36	3/18
Pass Atts-Comps-Ints	29-16-0	43-27-1
Punts-No. and Avg.	7-46.7	6-42.2
Penalties-No. and Yards	4-40	8-69
Fumbles-No. and Lost	2-0	1-1
Touchdowns	1	1
Field Goals Made-Att	1-2	2-2
Time of Possession	25:28	34:32

DEFENSE

Miami	T	S	A	QB	Yds.	Int.	Yds.	PD	FF	FR
R. Jones	12	6	6	0.0	0.0	0	0	1	0	0
X. Howard	11	6	5	0.0	0.0	0	0	0	0	0
K. Alonso	11	3	8	0.0	0.0	0	0	0	0	1
K. Misi	10	5	5	0.0	0.0	0	0	0	0	0
I. Abdul-Quddus	8	3	5	0.0	0.0	1	9	2	0	0
Additional Stats: Sacks: N. Suh 1.0, M. Williams 1.0, J. Phillips 0.5, J. Jones 0.5.										
Seattle	T	S	A	QB	Yds.	Int.	Yds.	PD	FF	FR
K. Wright	11	3	8	1.0	2.0	0	0	0	0	0
K. Chancellor	7	3	4	0.0	0.0	0	0	0	0	0
B. Wagner	6	6	0	0.0	0.0	0	0	0	0	0
M. Bennett	6	2	4	1.0	9.0	0	0	0	0	0
E. Thomas	4	2	2	0.0	0.0	0	0	0	0	0
Additional Stats: Sacks: C. Avril 1.0, F. Clark 1.0, C. Marsh 1.0.										
FF: C. Marsh 1.										

2



L.A. RAMS 9, SEATTLE SEAHAWKS 3 SUNDAY, SEPTEMBER 18, 2016 L.A. MEMORIAL COLISEUM



The Seattle Seahawks offense struggled to sustain drives and fumbled on their final drive of the game, losing the ball and losing to the Los Angeles Rams by a score of 9-3 in what was the Rams' first home game in Los Angeles since 1994. The Rams opened the game with a scoring drive, as Greg Zuerlein connected on a 39-yard field goal. After trading punts, Seattle evened the score as Steven Hauschka made a 23-yard field goal. The Rams added a 28-yard field goal late in the first half, giving L.A. the 6-3 lead at halftime. Zuerlein made his third field goal of the game on the Rams' second possession of the second half, pushing their lead to 9-3. After four straight second half drives ending in a punt, the Seahawks got the ball on their 12-yard line with 1:53 remaining. Russell Wilson hit Tyler Lockett for 53 yards on the first play from scrimmage. On third down, Wilson found Christine Michael out of the backfield but Rams linebacker Alex Ogletree hit Michael, forcing a fumble which Ogletree recovered for the Rams, securing the L.A. victory. With a crowd of 91,046, it was the second-largest crowd the Seahawks have played in front of in team history.

		Seattle	0	3	0	0	3	
		Los Angeles	3	3	0	3	9	
LA	1	10:38	Zuerlein 39 FG (9-54, 4:22)				0	3
SEA	2	14:45	Hauschka 23 FG (14-76, 7:08)				3	3
LA	2	1:04	Zuerlein 28 FG (9-70, 3:15)				3	6
LA	4	14:10	Zuerlein 47 FG (9-58, 4:28)				3	9
Att.		91,046						

STATISTICS

RUSHING

Seattle	Att	Yds	Avg	LG	TD	Los Angeles	Att	Yds	Avg	LG	TD
C. Michael	10	60	6.0	16	0	T. Gurley	19	51	2.7	11	0
R. Wilson	5	14	2.8	8	0	T. Austin	2	6	3.0	8	0
A. Collins	2	0	0.0	0	0	C. Keenum	3	5	1.7	7	0
T. Rawls	7	-7	-1.0	4	0	B. Cunningham	1	2	2.0	2	0
TOTAL	24	67	2.8	16	0	TOTAL	25	64	2.6	11	0

PASSING

Seattle	A	C	Yds	SK/YD	TD	LG	INT	RT	Los Angeles	A	C	Yds	SK/YD	TD	LG	INT	RT
R. Wilson	35	22	254	2/15	0	53	0	84.7	C. Keenum	30	18	239	3/20	0	44	0	85.3
TOTAL	35	22	254	2/15	0	53	0	84.7	TOTAL	30	18	239	3/20	0	44	0	85.3

RECEIVING

Seattle	No	Yds	Avg	LG	TD	Los Angeles	No	Yds	Avg	LG	TD
T. Lockett	4	99	24.8	53	0	K. Britt	6	94	15.7	36	0
J. Graham	3	42	14.0	17	0	T. Austin	5	50	10.0	27	0
P. Richardson	3	35	11.7	14	0	L. Kendrick	4	61	15.3	44	0
C. Michael	3	26	8.7	13	0	T. Gurley	1	19	19.0	19	0
D. Baldwin	3	20	6.7	8	0	B. Quick	1	8	8.0	8	0
T. Rawls	3	15	5.0	11	0	B. Cunningham	1	7	7.0	7	0
J. Kearse	2	11	5.5	9	0						
L. Willson	1	6	6.0	6	0						
TOTAL	22	254	11.5	53	0	TOTAL	18	239	13.3	44	0

TEAM STATISTICS

	Seattle	Los Angeles
Total First Downs	17	17
Third Down Eff.	4-13-31%	3-12-25%
Total Net Yards	306	283
Total Off. Plays	61	58
Avg. per Play	5.0	4.9
Net Yards Rushing	67	64
Total Rushing Plays	24	25
Net Yards Passing	239	219
Times Sacked/Yards Lost	2/15	3/20
Pass Atts-Comps-Ints	35-22-0	30-18-0
Punts-No. and Avg.	7-44.1	6-39.5
Penalties-No. and Yards	10-114	9-78
Fumbles-No. and Lost	3-1	0-0
Touchdowns	0	0
Field Goals Made-Att	1-1	3-3
Time of Possession	30:03	29:57

DEFENSE

Seattle	T	S	A	QB	Yds.	Int.	Yds.	PD	FF	FR
K. Wright	9	7	2	0.0	0.0	0	0	0	0	0
B. Wagner	8	5	3	0.0	0.0	0	0	0	0	0
K. Chancellor	5	4	1	0.0	0.0	0	0	0	0	0
M. Bennett	4	4	0	1.0	9.0	0	0	0	0	0
D. Shead	4	4	0	0.0	0.0	0	0	0	0	0
F. Clark	4	3	1	2.0	11.0	0	0	0	0	0
Additional Stats: None										
Los Angeles	T	S	A	QB	Yds.	Int.	Yds.	PD	FF	FR
M. Barron	10	9	1	0.0	0.0	0	0	1	0	0
A. Ogletree	9	8	1	0.0	0.0	0	0	1	1	1
T. Johnson	6	5	1	0.0	0.0	0	0	0	0	1
L. Joyner	5	4	1	0.0	0.0	0	0	2	0	0
W. Hayes	5	1	4	1.0	8.0	0	0	0	0	0
Additional Stats: Sacks: R. Quinn 1.0, FF: R. Quinn 1.										

3



SEATTLE SEAHAWKS 37, SAN FRANCISCO 49ERS 18 SUNDAY, SEPTEMBER 25, 2016 CENTURYLINK FIELD



The Seattle Seahawks offense totaled 418 yards while the defense held the San Francisco 49ers to 254 total yards in a 37-18 Seahawks victory at CenturyLink Field. Christine Michael rushed for 106 yards, Doug Baldwin caught 8 passes for 164 yards and Jimmy Graham caught 6 passes for 100 yards as the offense found its rhythm, pushing Seattle's record to 2-1 on the season. Seattle opened the game with a 3-play, 75-yard drive as Michael ran for a 41-yard touchdown. On the Seahawks' second drive, Michael rushed for a 4-yard touchdown, giving Seattle the 14-0 lead. The 49ers scored on a Phil Dawson field goal and Russell Wilson found Graham on an 18-yard TD pass, giving Seattle the 24-3 lead. Three Steven Hauschka field goals pushed the score to 30-3. Trevone Boykin entered the game after Wilson injured his left knee, and Boykin connected with Baldwin on a 16-yard TD pass for the 37-3 lead. Carlos Hyde scored twice late in the fourth quarter for the 49ers on two runs of eight yards each, for a final score of 37-18.

San Francisco	0	3	0	15	18
Seattle	14	10	6	7	37

						San Francisco	Seattle
SEA	1	14:17	Michael 41 run (Hauschka kick) (3-75, 0:43)			0	7
SEA	1	4:08	Michael 4 run (Hauschka kick) (14-62, 8:24)			0	14
SF	2	9:41	Dawson 22 FG (5-26, 1:58)			3	14
SEA	2	7:53	Graham 18 pass Wilson (Hauschka kick) (4-73, 1:48)			3	21
SEA	2	1:13	Hauschka 33 FG (7-42, 2:39)			3	24
SEA	3	6:53	Hauschka 33 FG (6-12, 4:08)			3	27
SEA	3	2:29	Hauschka 22 FG (7-16, 3:34)			3	30
SEA	4	12:53	Baldwin 16 pass Boykin (Hauschka kick) (7-58, 3:37)			3	37
SF	4	7:50	Hyde 8 run (Dawson kick) (11-75, 5:03)			10	37
SF	4	0:56	Hyde 8 run (Hyde run) (8-47, 2:44)			18	37
Att. 69,010							

STATISTICS

RUSHING

San Francisco	Att	Yds	Avg	LG	TD	Seattle	Att	Yds	Avg	LG	TD
C. Hyde	21	103	4.9	34	2	C. Michael	20	106	5.3	41t	2
B. Gabbert	5	22	4.4	10	0	A. Collins	4	12	3.0	4	0
S. Draughn	5	10	2.0	7	0	T. Magee	3	12	4.0	5	0
						R. Wilson	1	3	3.0	3	0
						T. Boykin	2	-2	-1.0	0	0
						D. Baldwin	1	-4	-4.0	-4	0
TOTAL	31	135	4.4	34	2	TOTAL	31	127	4.1	41t	2

PASSING

San Francisco	A	C	Yds	SK/YD	TD	LG	INT	RT	Seattle	A	C	Yds	SK/YD	TD	LG	INT	RT
B. Gabbert	25	14	119	0/0	0	20	1	51.9	R. Wilson	23	15	243	2/17	1	59	0	114.9
									T. Boykin	9	7	65	0/0	1	23	1	94.2
TOTAL	25	14	119	0/0	0	20	1	51.9	TOTAL	32	22	308	2/17	2	59	1	107.3

RECEIVING

San Francisco	No	Yds	Avg	LG	TD	Seattle	No	Yds	Avg	LG	TD
T. Smith	3	35	11.7	13	0	D. Baldwin	8	164	20.5	59	1
G. Celek	3	25	8.3	18	0	J. Graham	6	100	16.7	40	1
J. Kerley	2	24	12.0	20	0	A. Collins	2	19	9.5	10	0
V. McDonald	2	4	2.0	2	0	J. Kearse	2	11	5.5	9	0
R. Streater	1	19	19.0	19	0	L. Willson	2	9	4.5	7	0
Q. Patton	1	8	8.0	8	0	C. Michael	2	5	2.5	5	0
S. Draughn	1	2	2.0	2	0						
C. Hyde	1	2	2.0	2	0						
TOTAL	14	119	8.5	20	0	TOTAL	22	308	14.0	59	2

TEAM STATISTICS

	San Francisco	Seattle
Total First Downs	12	18
Third Down Eff.	4-15-27%	9-14-64%
Total Net Yards	254	418
Total Off. Plays	56	65
Avg. per Play	4.5	6.4
Net Yards Rushing	135	127
Total Rushing Plays	31	31
Net Yards Passing	119	291
Times Sacked/Yards Lost	0/0	2/17
Pass Atts-Comps-Ints	25-14-1	32-22-1
Punts-No. and Avg.	7-45.6	2-51.0
Penalties-No. and Yards	4-35	6-50
Fumbles-No. and Lost	1-0	1-1
Touchdowns	2	4
Field Goals Made-Att	1-2	3-3
Time of Possession	24:03	35:57

DEFENSE

San Francisco	T	S	A	QB	Yds.	Int.	Yds.	PD	FF	FR
E. Reid	12	7	5	0.0	0.0	0	0	1	0	0
D. Buckner	8	1	7	0.0	0.0	0	0	0	0	0
N. Bowman	7	6	1	0.0	0.0	0	0	0	1	0
G. Hodges	6	1	5	0.0	0.0	0	0	0	0	1
M. Purcell	6	0	6	0.0	0.0	0	0	0	0	0
Additional Stats: Sacks: A. Brooks 1.0, G. Dorsey 1.0. INT: N. Bellore 1.										
Seattle	T	S	A	QB	Yds.	Int.	Yds.	PD	FF	FR
K. Chancellor	8	5	3	0.0	0.0	0	0	1	0	0
D. Shead	7	7	0	0.0	0.0	0	0	1	1	0
K. Wright	7	3	4	0.0	0.0	0	0	0	0	0
B. Wagner	6	0	6	0.0	0.0	1	9	2	0	0
A. Rubin	5	1	4	0.0	0.0	0	0	0	0	0
Additional Stats: None										

6



SEATTLE SEAHAWKS 6, ARIZONA CARDINALS 6

SUNDAY, OCTOBER 23, 2016

UNIVERSITY OF PHOENIX STADIUM



The Seattle Seahawks recorded the first tie in franchise history Sunday night against the Arizona Cardinals, as the Seahawks offense could not get going during regulation, but the defense came up with big plays when needed to keep Seattle in the game and force overtime which ended in a 6-6 tie after both teams missed field goals to win the game. Arizona scored on their first drive of the second quarter on a Chandler Catanzaro field goal. Seattle's offense punted on its first nine drives of the game before Tanner McEvoy blocked a Cardinals' punt in the fourth quarter, giving Seattle the ball in field goal range, and Steven Hauschka connected on the 40-yard field goal to tie the score at 3-3. Arizona won the toss entering overtime, elected to receive, and drove 48 yards and Catanzaro made a 45-yard field goal to give the Cardinals a 6-3 lead. Seattle responded with a 57-yard drive, and Hauschka made a 36-yard field goal to tie the game at 6-6. On the Cardinals' ensuing possession, Carson Palmer drove down to the one-yard line, but Seattle's defense forced a field goal attempt, which Catanzaro missed off of the left upright. Russell Wilson drove the Seahawks down the field, setting up a 28-yard field goal attempt by Hauschka to win the game, but missed wide left. The Cardinals did not convert on their last-second attempt, and the game ended in a 6-6 tie.

	Seattle	0	0	0	3	3	6
	Arizona	0	3	0	0	3	6
						Seattle	Arizona
AZ	2	3:11	Catanzaro 46 FG (15-53, 8:24)			0	3
SEA	4	4:00	Hauschka 40 FG (4-0, 0:33)			3	3
AZ	OT	11:23	Catanzaro 45 FG (9-48, 3:37)			3	6
SEA	OT	6:42	Hauschka 36 FG (9-57, 4:41)			6	6
Att. 65,089							

STATISTICS

RUSHING

Seattle	Att	Yds	Avg	LG	TD	Arizona	Att	Yds	Avg	LG	TD
C. Michael	16	52	3.3	10	0	D. Johnson	33	113	3.4	14	0
A. Collins	1	2	2.0	2	0	C. Palmer	1	8	8.0	8	0
C. Prorise	1	0	0.0	0	0	A. Ellington	2	7	3.5	5	0
R. Wilson	1	-2	-2.0	-2	0	J. Nelson	1	4	4.0	4	0
TOTAL	19	52	2.7	10	0	TOTAL	37	132	3.6	14	0

PASSING

Seattle	A	C	Yds	SK/YD	TD	LG	INT	RT	Arizona	A	C	Yds	SK/YD	TD	LG	INT	RT
R. Wilson	37	24	225	1/20	0	31	0	81.5	C. Palmer	49	29	342	4/31	0	40	0	80.5
TOTAL	37	24	225	1/20	0	31	0	81.5	TOTAL	49	29	342	4/31	0	40	0	80.5

RECEIVING

Seattle	No	Yds	Avg	LG	TD	Arizona	No	Yds	Avg	LG	TD
D. Baldwin	6	69	11.5	27	0	L. Fitzgerald	9	70	7.8	19	0
J. Graham	5	53	10.6	14	0	D. Johnson	8	58	7.3	15	0
J. Kearse	3	51	17.0	31	0	M. Floyd	5	65	13.0	18	0
C. Michael	3	3	1.0	6	0	J. Nelson	3	84	28.0	40	0
C. Prorise	2	17	8.5	9	0	I. Momah	2	50	25.0	27	0
T. Lockett	2	13	6.5	8	0	J. Gresham	2	15	7.5	9	0
P. Richardson	1	10	10.0	10	0						
T. McEvoy	1	10	10.0	10	0						
R. Wilson	1	-1	-1.0	-1	0						
TOTAL	24	225	9.4	31	0	TOTAL	29	342	11.8	40	0

TEAM STATISTICS

	Seattle	Arizona
Total First Downs	11	23
Third Down Eff.	3-14-21%	10-21-48%
Total Net Yards	257	443
Total Off. Plays	57	90
Avg. per Play	4.5	4.9
Net Yards Rushing	52	132
Total Rushing Plays	19	37
Net Yards Passing	205	311
Times Sacked/Yards Lost	1/20	4/31
Pass Atts-Comps-Ints	37-24-0	49-29-0
Punts-No. and Avg.	9-46.0	7-32.7
Penalties-No. and Yards	10-90	6-45
Fumbles-No. and Lost	2-0	1-0
Touchdowns	0	0
Field Goals Made-Att	2-3	2-4
Time of Possession	28:39	46:21

DEFENSE

	T	S	A	QB	Yds.	Int.	Yds.	PD	FF	FR
B. Wagner	13	12	1	0.0	0.0	0	0	0	0	0
K. Wright	10	10	0	0.0	0.0	0	0	1	0	0
D. Shead	9	8	1	0.0	0.0	0	0	1	0	0
J. Lane	7	6	1	0.0	0.0	0	0	1	0	0
A. Rubin	6	6	0	0.0	0.0	0	0	0	0	0
K. McCray	6	5	1	0.0	0.0	0	0	0	0	0
Additional Stats: Sacks: C. Avril 2.5, F. Clark 1.5. FF: F. Clark 1. C. Avril 1. Block FG: B. Wagner 1. Block Punt: T. McEvoy 1.										
Arizona	T	S	A	QB	Yds.	Int.	Yds.	PD	FF	FR
D. Bucannon	13	11	2	0.0	0.0	0	0	0	0	0
M. Cooper	8	8	0	0.0	0.0	0	0	0	0	0
K. Minter	7	6	1	0.0	0.0	0	0	0	0	0
Ch. Jones	3	3	0	1.0	20.0	0	0	0	1	0
Additional Stats: FF: M. Golden 1,										

7



NEW ORLEANS SAINTS 25, SEATTLE SEAHAWKS 20

SUNDAY, OCTOBER 30, 2016

MERCEDES-BENZ SUPERDOME



The Seattle Seahawks last-second effort fell short as Jermaine Kearse could only get one foot down in the end zone on a fade route thrown by Russell Wilson and the Seahawks lost to the Saints by a score of 25-20 in New Orleans. Seattle scored mid-way through the first quarter when Earl Thomas recovered a Mark Ingram fumble and returned it 34 yards for a touchdown and the 7-0 lead. Christine Michael scored on a 2-yard run for the Seahawks and Wil Lutz connected on two second-quarter field goals and Drew Brees scored on a QB sneak at the end of the second quarter for a halftime score of 14-13. The teams traded field goals in the third quarter, keeping Seattle's lead at 17-16 heading into the fourth. Brees hit Brandin Cooks on a 2-yard TD to give the Saints a 22-17 lead. Seattle scored on a 21-yard field goal by Steven Hauschka to bring the score to 22-20, and Lutz connected on a 41-yard FG to push the lead to 25-20 with 1:57 remaining. Seattle moved down the field but on fourth down from the 10-yard line with :02 remaining, Wilson hit Kearse in the back corner of the end zone but he could only get one foot down in bounds and the Seahawks lost by a final score of 25-20.

Seattle	7	7	3	3	20
New Orleans	0	13	3	9	25

					Seattle	New Orleans
SEA	1	7:53	Thomas 34 fumble return (Hauschka kick)		7	0
NO	2	11:33	Lutz 22 FG (15-83, 7:00)		7	3
SEA	2	9:53	Michael 2 run (Hauschka kick) (4-75, 1:40)		14	3
NO	2	5:15	Lutz 53 FG (10-40, 4:38)		14	6
NO	2	0:49	Brees 1 run (Lutz kick) (9-37, 4:13)		14	13
SEA	3	8:56	Hauschka 44 FG (11-49, 6:04)		17	13
NO	3	3:14	Lutz 21 FG (11-74, 5:42)		17	16
NO	4	12:24	Cooks 2 pass Brees (pass failed) (9-71, 4:27)		17	22
SEA	4	6:38	Hauschka 21 FG (13-72, 5:46)		20	22
NO	4	1:57	Lutz 41 FG (11-52, 4:41)		20	25
Att. 73,188						

STATISTICS

RUSHING

Seattle	Att	Yds	Avg	LG	TD	New Orleans	Att	Yds	Avg	LG	TD
C. Michael	10	40	4.0	10	1	T. Hightower	26	102	3.9	28	0
C. Proise	4	23	5.8	8	0	D. Lasco	5	15	3.0	5	0
R. Wilson	3	11	3.7	5	0	M. Ingram	3	5	1.7	2	0
						D. Brees	1	1	1.0	1t	1
TOTAL	17	74	4.4	10	1	TOTAL	35	123	3.5	28	1

PASSING

Seattle	A	C	Yds	SK/YD	TD	LG	INT	RT	New Orleans	A	C	Yds	SK/YD	TD	LG	INT	RT
R. Wilson	34	22	253	1/11	0	27	1	74.8	D. Brees	35	27	265	2/13	1	38	0	107.4
T. McEvoy	1	1	43	0/0	0	43	0	118.8									
J. Ryan	1	0	0	0/0	0	0	0	39.6									
TOTAL	36	23	296	1/11	0	43	1	78.0	TOTAL	35	27	265	2/13	1	38	0	107.4

RECEIVING

Seattle	No	Yds	Avg	LG	TD	New Orleans	No	Yds	Avg	LG	TD
C. Proise	4	80	20.0	43	0	M. Thomas	6	63	10.5	17	0
J. Kearse	4	57	14.3	23	0	W. Snead	6	56	9.3	16	0
D. Baldwin	4	51	12.8	27	0	B. Cooks	4	44	11.0	20	1
T. Lockett	4	32	8.0	10	0	C. Fleener	4	36	9.0	13	0
J. Graham	3	34	11.3	15	0	B. Coleman	2	44	22.0	38	0
P. Richardson	2	33	16.5	23	0	J. Kuhn	2	12	6.0	7	0
N. Vannett	1	7	7.0	7	0	T. Cadet	1	7	7.0	7	0
C. Michael	1	2	2.0	2	0	J. Hill	1	3	3.0	3	0
						T. Hightower	1	0	0.0	0	0
TOTAL	23	296	12.9	43	0	TOTAL	27	265	9.8	38	1

TEAM STATISTICS

	Seattle	New Orleans
Total First Downs	15	28
Third Down Eff.	5-11-45%	9-15-60%
Total Net Yards	359	375
Total Off. Plays	54	72
Avg. per Play	6.6	5.2
Net Yards Rushing	74	123
Total Rushing Plays	17	35
Net Yards Passing	285	252
Times Sacked/Yards Lost	1/11	2/13
Pass Atts-Comps-Ints	36-23-1	35-27-0
Punts-No. and Avg.	3-48.7	2-46.0
Penalties-No. and Yards	11-76	2-10
Fumbles-No. and Lost	1-0	1-1
Touchdowns	2	2
Field Goals Made-Att	2-2	4-4
Time of Possession	23:48	36:12

DEFENSE

Seattle	T	S	A	QB	Yds.	Int.	Yds.	PD	FF	FR
B. Wagner	15	11	4	0.0	0.0	0	0	0	0	0
K. McCray	10	6	4	0.0	0.0	0	0	0	0	0
D. Shead	8	6	2	0.0	0.0	0	0	0	0	0
R. Sherman	8	5	3	0.0	0.0	0	0	0	0	0
K. Wright	6	4	2	0.0	0.0	0	0	0	0	0
F. Clark	6	3	3	1.0	5.0	0	0	0	0	0
Additional Stats: Sacks: C. Avril 1.0. FF: C. Avril 1. FR: E. Thomas 1 (TD).										
New Orleans	T	S	A	QB	Yds.	Int.	Yds.	PD	FF	FR
J. Byrd	10	8	2	0.0	0.0	0	0	0	0	0
C. Robertson	8	5	3	0.0	0.0	0	0	0	0	0
K. Crawley	6	6	0	0.0	0.0	0	0	0	0	0
D. Ellerbe	5	4	1	0.0	0.0	0	0	0	0	0
N. Stupar	4	4	0	0.0	0.0	1	0	1	0	0
Additional Stats: Sacks: P. Kruger 1.0.										

9



SEATTLE SEAHAWKS 31, NEW ENGLAND PATRIOTS 24

SUNDAY, NOVEMBER 13

GILLETTE STADIUM



The Seattle Seahawks won in New England on Sunday Night Football in a game that saw seven lead changes as Russell Wilson out-dued Tom Brady, passing for 348 yards and three touchdowns, and the Seahawks defense stopped the Patriots on the one-yard line with 11 seconds remaining to secure the 31-24 victory. LeGarrette Blount scored two first-half touchdowns for New England, and the Patriots defense held Seattle out of the end zone in the first quarter, as Steven Hauschka connected on two field goals. In the second quarter, Wilson hit Doug Baldwin on touchdowns of 6 and 18 yards, giving Seattle the halftime lead of 19-14. Blount scored his third TD of the game in the third quarter on a 13-yard run giving New England a 21-19 lead. Hauschka made a 41-yard field goal to take a 22-21 lead entering the fourth quarter. The Patriots regained the lead on a Stephen Gostkowski field goal but Seattle responded with a 58-yard drive and Hauschka 23-yard field goal to go ahead 25-24 with 8:56 remaining. On the Patriots ensuing possession, Kam Chancellor forced a Julian Edelman fumble which Richard Sherman recovered. Seattle drove 48 yards and Wilson connected with Baldwin on their third TD of the game. The Seahawks went for two, trying to make it a two-score game but the try was unsuccessful and New England took over, down 31-24 with 4:24 remaining. Brady drove the Patriots down to the one-yard line, but Seattle's defense held stout, returned the ball to the offense on downs and secured the 31-24 victory.

Seattle	6	13	3	9	31
New England	7	7	7	3	24

					Seattle	New England
NE	1	10:19	Blount 1 run (Gostkowski kick) (9-75, 4:41)		0	7
SEA	1	7:10	Hauschka 27 FG (8-52, 3:09)		3	7
SEA	1	1:33	Hauschka 31 FG (10-66, 4:13)		6	7
SEA	2	10:52	Baldwin 6 pass Wilson (kick blocked) (10-65, 4:10)		12	7
NE	2	1:05	Blount 1 run (Gostkowski kick) (11-81, 4:59)		12	14
SEA	2	0:06	Baldwin 18 pass Wilson (Hauschka kick) (7-75, 0:59)		19	14
NE	3	7:52	Blount 13 run (Gostkowski kick) (10-91, 5:34)		19	21
SEA	3	2:52	Hauschka 41 FG (9-52, 5:00)		22	21
NE	4	13:00	Gostkowski 30 FG (10-63, 4:52)		22	24
SEA	4	8:56	Hauschka 23 FG (8-58, 4:04)		25	24
SEA	4	4:24	Baldwin 15 pass Wilson (pass failed) (8-48, 4:05)		31	24
Att. 66,829						

STATISTICS

RUSHING

Seattle	Att	Yds	Avg	LG	TD	New England	Att	Yds	Avg	LG	TD
C. Proise	17	66	3.9	10	0	L. Blount	21	69	3.3	13t	3
C. Michael	5	22	4.4	9	0	T. Brady	5	7	1.4	3	0
R. Wilson	3	6	2.0	6	0	J. White	2	5	2.5	3	0
A. Collins	1	2	2.0	2	0						
TOTAL	26	96	3.7	10	0	TOTAL	28	81	2.9	13	3

PASSING

Seattle	A	C	Yds	SK/YD	TD	LG	INT	RT	New England	A	C	Yds	SK/YD	TD	LG	INT	RT
R. Wilson	37	25	348	3/24	3	39	0	124.6	T. Brady	32	23	316	2/12	0	36	1	90.1
TOTAL	37	25	248	3/24	3	39	0	124.6	TOTAL	32	23	316	2/12	0	36	1	90.1

RECEIVING

Seattle	No	Yds	Avg	LG	TD	New England	No	Yds	Avg	LG	TD
C. Proise	7	87	12.4	38	0	M. Bennett	7	102	14.6	36	0
D. Baldwin	6	59	9.8	18t	3	J. Edelman	7	99	14.1	33	0
J. Graham	4	48	12.0	19	0	J. White	4	32	8.0	13	0
T. Lockett	3	72	24.0	36	0	R. Gronkowski	3	56	18.7	26	0
P. Richardson	2	52	26.0	39	0	D. Amendola	1	14	14.0	14	0
J. Kearse	2	26	13.0	20	0	M. Mitchell	1	13	13.0	13	0
C. Michael	1	4	4.0	4	0						
TOTAL	25	348	13.9	39	3	TOTAL	23	316	13.7	36	0

TEAM STATISTICS

	Seattle	New England
Total First Downs	23	25
Third Down Eff.	6-12-50%	6-10-60%
Total Net Yards	420	385
Total Off. Plays	66	62
Avg. per Play	6.4	6.2
Net Yards Rushing	96	81
Total Rushing Plays	26	28
Net Yards Passing	324	304
Times Sacked/Yards Lost	3/24	2/12
Pass Atts-Comps-Ints	37-25-0	32-23-1
Punts-No. and Avg.	2-52.5	2-46.0
Penalties-No. and Yards	8-60	7-61
Fumbles-No. and Lost	1-0	3-1
Touchdowns	3	3
Field Goals Made-Att	4-4	1-1
Time of Possession	30:25	29:35

DEFENSE

Seattle	T	S	A	QB	Yds.	Int.	Yds.	PD	FF	FR
E. Thomas	9	6	3	0.0	0.0	0	0	0	0	0
K. Wright	8	5	3	0.0	0.0	0	0	0	0	0
K. Chancellor	8	4	4	0.0	0.0	0	0	1	1	0
R. Sherman	7	3	4	0.0	0.0	0	0	0	0	1
T. McDaniel	6	1	5	0.0	0.0	0	0	0	0	0
F. Clark	5	3	2	1.0	5.0	0	0	0	0	0
Additional Stats: Sacks: J. Reed 0.5, D. Moore 0.5. INT: D. Shead 1.										
New England	T	S	A	QB	Yds.	Int.	Yds.	PD	FF	FR
D. Hightower	10	6	4	0.0	0.0	0	0	1	0	0
M. Butler	9	7	2	0.0	0.0	0	0	0	0	0
P. Chung	6	5	1	0.0	0.0	0	0	0	0	0
R. Ninkovich	6	3	3	1.0	9.0	0	0	0	0	0
D. McCourty	6	3	3	0.0	0.0	0	0	0	0	0
Additional Stats: Sacks: T. Flowers 2.0. FF: M. Brown 1.										

10



SEATTLE SEAHAWKS 26, PHILADELPHIA EAGLES 15

SUNDAY, NOVEMBER 20, 2016

CENTURYLINK FIELD



The Seattle Seahawks outgained the visiting Philadelphia Eagles, 439 to 308 yards, and won by a score of 26-15. On Seattle's second possession, C.J. Prosise broke off a 72-yard TD run, giving Seattle a 6-0 lead after the extra point attempt was blocked. Philadelphia took the lead, 7-6, in the second quarter when Carson Wentz hit Zach Ertz on a 4-yard TD. The Seahawks responded with a 92-yard drive when Russell Wilson hit Jimmy Graham on a 35-yard TD pass.

Seattle added a Steven Hauschka field goal on its ensuing possession, taking a 16-7 at the half. Seattle scored its first third-quarter touchdown of the season when Wilson caught a TD pass, thrown by Doug Baldwin on an end-around throwback pass. A Hauschka 35-yard field goal in the fourth quarter pushed Seattle's lead to 26-7. Wentz hit Dorial Green-Beckham on a 5-yard TD, and hit Nelson Agholor for the 2-point conversion to bring the score to 26-15. Seattle recovered the onside kick attempt and Seattle's defense prevented any more scores, securing the 26-15 victory. Kam Chancellor and Richard Sherman both recorded interceptions for Seattle's defense.

Philadelphia	0	7	0	8	15
Seattle	6	10	7	3	26

						Philadelphia	Seattle
SEA	1	11:02	Prosise 72 run (kick blocked) (2-80, 0:48)			0	6
PHI	2	14:13	Ertz 4 pass Wentz (Sturgis kick) (13-68, 7:35)			7	6
SEA	2	8:20	Graham 35 pass Wilson (Hauschka kick) (10-92, 5:53)			7	13
SEA	2	3:47	Hauschka 21 FG (6-74, 1:45)			7	16
SEA	3	7:31	Wilson 15 pass Baldwin (Hauschka kick) (6-59, 2:16)			7	23
SEA	4	13:34	Hauschka 35 FG (8-24, 2:42)			7	26
PHI	4	3:42	Green-Beckham 5 pass Wentz (Wentz-Agholor pass) (10-66, 3:33)			15	26
Att. 69,190							

STATISTICS

RUSHING

Philadelphia	Att	Yds	Avg	LG	TD	Seattle	Att	Yds	Avg	LG	TD
W. Smallwood	13	48	3.7	18	0	C. Prosise	4	76	19.0	72t	1
R. Mathews	7	31	4.4	18	0	T. Rawls	14	57	4.1	18	0
K. Barner	3	17	5.7	11	0	R. Wilson	8	19	2.4	7	0
D. Sproles	2	15	7.5	8	0	T. Pope	2	3	1.5	2	0
C. Wentz	1	2	2.0	2	0	W. Tukuafu	1	2	2.0	2	0
						T. Boykin	1	-5	-5.0	-5	0
TOTAL	26	113	4.3	18	0	TOTAL	30	152	5.1	72t	1

PASSING

Philadelphia	A	C	Yds	SK/YD	TD	LG	INT	RT	Seattle	A	C	Yds	SK/YD	TD	LG	INT	RT
C. Wentz	45	23	218	2/23	2	26	2	61.2	R. Wilson	31	18	272	1/0	1	44	0	97.8
									D. Baldwin	1	1	15	0/0	1	15t	0	158.3
TOTAL	45	23	218	2/23	2	26	2	61.2	TOTAL	32	19	287	1/0	2	44	0	109.8

RECEIVING

Philadelphia	No	Yds	Avg	LG	TD	Seattle	No	Yds	Avg	LG	TD
Z. Ertz	6	35	5.8	11	1	D. Baldwin	4	104	26.0	44	0
J. Matthews	5	59	11.8	26	0	J. Graham	3	46	15.3	35t	1
D. Green-Beckham	5	54	10.8	21	1	T. Rawls	3	31	10.3	20	0
W. Smallwood	4	31	7.8	18	0	T. Lockett	2	39	19.5	30	0
B. Celek	1	19	19.0	19	0	J. Kearse	2	29	14.5	17	0
T. Burton	1	14	14.0	14	0	C. Prosise	2	5	2.5	5	0
D. Sproles	1	6	6.0	6	0	R. Wilson	1	15	15.0	15t	1
						L. Willson	1	12	12.0	12	0
TOTAL	23	218	9.5	26	2	P. Richardson	1	6	6.0	6	0
						TOTAL	19	287	15.1	44	2

TEAM STATISTICS

	Philadelphia	Seattle
Total First Downs	20	18
Third Down Eff.	6-16-36%	5-15-33%
Total Net Yards	308	439
Total Off. Plays	73	63
Avg. per Play	4.2	7.0
Net Yards Rushing	113	152
Total Rushing Plays	26	30
Net Yards Passing	195	287
Times Sacked/Yards Lost	2/23	1/0
Pass Atts-Comps-Ints	45-23-2	32-19-0
Punts-No. and Avg.	7-49.1	6-46.5
Penalties-No. and Yards	8-48	7-48
Fumbles-No. and Lost	1-0	1-0
Touchdowns	2	3
Field Goals Made-Att	0-0	2-3
Time of Possession	31:06	28:54

DEFENSE

Philadelphia	T	S	A	QB	Yds.	Int.	Yds.	PD	FF	FR
M. Jenkins	7	4	3	0.0	0.0	0	0	0	0	0
N. Carroll	6	4	2	0.0	0.0	0	0	1	0	0
N. Bradham	6	4	2	0.0	0.0	0	0	1	0	0
J. Hicks	6	4	2	0.0	0.0	0	0	0	0	0
F. Cox	4	2	2	0.0	0.0	0	0	0	0	0
Additional Stats: Sacks: V. Curry 0.5, M. Smith 0.5.										
Seattle	T	S	A	QB	Yds.	Int.	Yds.	PD	FF	FR
B. Wagner	15	5	10	1.0	9.0	0	0	0	0	0
K. Wright	10	6	4	0.0	0.0	0	0	1	0	0
K. Chancellor	8	1	7	0.0	0.0	1	5	2	0	0
J. Lane	6	5	1	0.0	0.0	0	0	0	0	0
R. Sherman	4	2	2	0.0	0.0	1	0	2	0	0
Additional Stats: Sacks: C. Avril 1.0. FF: C. Avril 1.										

11



TAMPA BAY BUCCANEERS 14, SEATTLE SEAHAWKS 5

SUNDAY, NOVEMBER 27

RAYMOND JAMES STADIUM



The Seattle Seahawks offense could not convert on third downs and had trouble moving the ball in addition to turning the ball over three times, as Tampa Bay's 14 first quarter points were enough for the Buccaneers to seal the 14-5 victory in Tampa. The Buccaneers took the opening drive of the game 78 yards in 14 plays and Jameis Winston hit Mike Evans for a 3-yard TD. After a Seattle three-and-out, Winston led the Bucs 62 yards in five plays and again hit Evans, this time for a 23-yard TD, giving Tampa Bay the 14-0 lead. After a Jon Ryan punt pinned Tampa Bay on their four-yard line, a holding penalty in the end zone resulted in a Seahawks safety. Seattle added a Steven Hauschka field goal on the ensuing possession, bringing the score to 14-5. A Seahawks drive late in the first half ended when Russell Wilson was intercepted by Alterraun Verner. The Seahawks punted on their first four drives of the second half, but forced a Buccaneers fumble with 10 minutes left in the fourth quarter, and drove into field goal range but Jimmy Graham was hit and fumbled, returning the ball to Tampa Bay. Kam Chancellor then intercepted Winston in the end zone with four minutes left, but Wilson under pressure threw deep and was intercepted by Bradley McDougald at the 2-yard line. Tampa Bay ran out the clock and secured the 14-5 victory.

		Seattle	0	5	0	0	5		
		Tampa Bay	14	0	0	0	14		
						Seattle	Tampa Bay		
TB	1	7:34	Evans 3 pass Winston (Aguayo kick) (14-78, 7:26)				0	7	
TB	1	2:53	Evans 23 pass Winston (Aguayo kick) (5-62, 3:01)				0	14	
SEA	2	13:23	Penalty on Stocker enforced in end zone for a safety				2	14	
SEA	2	10:39	Hauschka 43 FG (8-47, 2:44)				5	14	
Att.		63,674							

STATISTICS

RUSHING

Seattle	Att	Yds	Avg	LG	TD	Tampa Bay	Att	Yds	Avg	LG	TD
R. Wilson	8	80	10.0	17	0	D. Martin	23	87	3.8	11	0
T. Rawls	12	38	3.2	8	0	P. Barber	5	16	3.2	7	0
T. Lockett	1	9	9.0	9	0	J. Winston	5	12	2.4	8	0
W. Tukuafu	1	0	0.0	0	0	A. Humphries	2	3	1.5	8	0
TOTAL	22	127	5.8	17	0	TOTAL	35	118	3.4	11	0

PASSING

Seattle	A	C	Yds	SK/YD	TD	LG	INT	RT	Tampa Bay	A	C	Yds	SK/YD	TD	LG	INT	RT
R. Wilson	33	17	151	6/33	0	21	2	38.8	J. Winston	28	21	220	0/0	2	27	1	106.3
TOTAL	33	17	151	6/33	0	21	2	38.8	TOTAL	28	21	220	0/0	2	27	1	106.3

RECEIVING

Seattle	No	Yds	Avg	LG	TD	Tampa Bay	No	Yds	Avg	LG	TD
D. Baldwin	7	34	4.9	12	0	M. Evans	8	104	13.0	26	2
J. Graham	6	67	11.2	21	0	C. Brate	4	49	12.3	27	0
J. Kearse	1	18	18.0	18	0	R. Shepard	2	23	11.5	18	0
P. Richardson	1	17	17.0	17	0	D. Martin	2	3	1.5	5	0
L. Willson	1	11	11.0	11	0	A. Humphries	1	18	18.0	18	0
G. Farmer	1	4	4.0	4	0	A. Cross	1	10	10.0	10	0
						C. Shorts	1	6	6.0	6	0
						P. Barber	1	4	4.0	4	0
						L. Stocker	1	3	3.0	3	0
TOTAL	17	151	8.9	21	0	TOTAL	21	220	10.5	27	2

TEAM STATISTICS

	Seattle	Tampa Bay
Total First Downs	16	19
Third Down Eff.	1-11-9%	4-11-36%
Total Net Yards	245	338
Total Off. Plays	61	63
Avg. per Play	4.0	5.4
Net Yards Rushing	127	118
Total Rushing Plays	22	35
Net Yards Passing	118	220
Times Sacked/Yards Lost	6/33	0/0
Pass Atts-Comps-Ints	33-17-2	28-21-1
Punts-No. and Avg.	7-47.1	4-40.0
Penalties-No. and Yards	2-27	7-68
Fumbles-No. and Lost	2-1	2-1
Touchdowns	0	2
Field Goals Made-Att	1-1	0-1
Time of Possession	26:21	33:39

DEFENSE

Seattle	T	S	A	QB	Yds.	Int.	Yds.	PD	FF	FR
B. Wagner	10	6	4	0.0	0.0	0	0	0	0	0
K. Chancellor	8	7	1	0.0	0.0	1	0	1	0	0
K. Wright	8	6	2	0.0	0.0	0	0	1	0	0
N. Thorpe	5	5	0	0.0	0.0	0	0	0	0	0
T. McDaniel	5	4	1	0.0	0.0	0	0	0	0	0
S. Terrell	5	3	2	0.0	0.0	0	0	1	0	1

Additional Stats: FF: A. Rubin 1.

Tampa Bay	T	S	A	QB	Yds.	Int.	Yds.	PD	FF	FR
C. Conte	7	7	0	0.0	0.0	0	0	0	0	0
L. David	7	5	2	0.0	0.0	0	0	0	1	1
K. Alexander	6	4	2	1.0	6.0	0	0	0	0	0
B. McDougald	5	5	0	0.0	0.0	1	32	2	0	0
B. Grimes	5	5	0	0.0	0.0	0	0	1	0	0
V. Hargreaves	5	4	1	0.0	0.0	0	0	0	0	0
N. Spence	5	2	3	1.5	6.5	0	0	0	1	0

Additional Stats: Sacks: G. McCoy 1.5, R. Ayers 1.0, R. Russell 1.0. INT: A. Verner 1.

12



SEATTLE SEAHAWKS 40, CAROLINA PANTHERS 7

SUNDAY, DECEMBER 4, 2016
CENTURYLINK FIELD



The Seattle Seahawks put up season highs of 240 rushing yards, 534 total yards, 29 first downs and 40 points, while holding the Carolina Panthers to seven points and 271 total yards in a Sunday Night Football 40-7 victory at CenturyLink Field. On the first play of the game, Mike Morgan intercepted Derek Anderson, who started in place of Cam Newton on the Panthers' opening drive due to a coach's decision. Steven Hauschka gave Seattle the early lead with a 23-yard field goal. Capping off a 92-yard drive on Seattle's second possession, Thomas Rawls scored for Seattle on an 8-yard run. Following a Russell Wilson interception, the Panthers scored on a 55-yard pass from Newton to Ted Ginn, Jr. Seattle responded as Rawls rushed for his second TD, this time for 40 yards, giving Seattle the 17-7 lead. Hauschka added two field goals before the end of the half, pushing the lead to 23-7. Tyler Lockett scored on a 75-yard run in the third quarter, making the score 30-7. In the fourth, Wilson hit Jimmy Graham on a 1-yard TD and Hauschka connected on his fourth field goal of the day, giving the Seahawks a comfortable 40-7 victory.

Carolina	0	7	0	0	7
Seattle	10	13	7	10	40

					Carolina	Seattle
SEA	1	13:23	Hauschka 23 FG (4-3, 1:23)		0	3
SEA	1	6:42	Rawls 8 run (Hauschka kick) (9-92, 3:55)		0	10
CAR	2	10:32	Ginn 55 pass Newton (Gano kick) (3-48, 1:26)		7	10
SEA	2	9:44	Rawls 45 run (Hauschka kick) (2-57, 0:48)		7	17
SEA	2	1:45	Hauschka 37 FG (11-56, 5:43)		7	20
SEA	2	0:07	Hauschka 31 FG (9-72, 1:12)		7	23
SEA	3	14:48	Lockett 75 run (Hauschka kick) (1-75, 0:12)		7	30
SEA	4	11:09	Graham 1 pass Wilson (Hauschka kick) (10-84, 5:15)		7	37
SEA	4	3:28	Hauschka 28 FG (11-70, 6:00)		7	40
Att. 69,104						

STATISTICS

RUSHING

Carolina	Att	Yds	Avg	LG	TD	Seattle	Att	Yds	Avg	LG	TD
J. Stewart	11	50	4.5	29	0	T. Rawls	15	106	7.1	45t	2
M. Tolbert	4	21	5.3	11	0	T. Lockett	1	75	75.0	75t	1
C. Newton	3	12	4.0	9	0	R. Wilson	3	29	9.7	18	0
T. Ginn	1	6	6.0	6	0	T. Pope	8	28	3.5	18	0
F. Whittaker	1	3	3.0	3	0	T. Boykin	1	1	1.0	1	0
C. Brown	1	-3	-3.0	-3	0	G. Farmer	1	1	1.0	1	0
TOTAL	21	89	4.2	29	0	TOTAL	29	240	8.3	75t	3

PASSING

Carolina	A	C	Yds	SK/YD	TD	LG	INT	RT	Seattle	A	C	Yds	SK/YD	TD	LG	INT	RT
C. Newton	32	14	182	0/0	1	55t	0	72.7	R. Wilson	36	26	277	3/21	1	40	1	92.0
D. Anderson	1	0	0	0/0	0	0	1	0.0	T. Boykin	3	2	38	0/0	0	31	0	109.7
TOTAL	33	14	182	0/0	1	55t	1	57.9	TOTAL	39	28	315	3/21	1	40	1	93.4

RECEIVING

Carolina	No	Yds	Avg	LG	TD	Seattle	No	Yds	Avg	LG	TD
T. Ginn	5	80	16.0	55t	1	D. Baldwin	7	65	9.3	29	0
G. Olsen	3	30	10.0	16	0	J. Graham	6	63	10.5	18	1
D. Funchess	2	44	22.0	24	0	J. Kearse	5	68	13.6	31	0
K. Benjamin	2	18	9.0	11	0	T. Lockett	5	63	12.6	40	0
B. Bersin	1	7	7.0	7	0	N. Vannett	2	25	12.5	21	0
J. Stewart	1	3	3.0	3	0	T. McEvoy	1	14	14.0	14	0
						T. Rawls	1	12	12.0	12	0
						T. Pope	1	5	5.0	5	0
TOTAL	14	182	13.0	55t	1	TOTAL	28	315	11.3	40	1

TEAM STATISTICS

	Carolina	Seattle
Total First Downs	14	29
Third Down Eff.	5-12-42%	7-14-50%
Total Net Yards	271	534
Total Off. Plays	54	71
Avg. per Play	5.0	7.5
Net Yards Rushing	89	240
Total Rushing Plays	21	29
Net Yards Passing	182	294
Times Sacked/Yards Lost	0/0	3/21
Pass Atts-Comps-Ints	33-14-1	39-28-1
Punts-No. and Avg.	6-42.3	1-41.0
Penalties-No. and Yards	6-63	6-37
Fumbles-No. and Lost	1-1	1-0
Touchdowns	1	4
Field Goals Made-Att	0-0	4-4
Time of Possession	25:59	34:01

DEFENSE

Carolina	T	S	A	QB	Yds.	Int.	Yds.	PD	FF	FR
M. Griffin	14	7	7	0.0	0.0	0	0	0	0	0
J. Bradberry	8	7	1	0.0	0.0	0	0	1	0	0
T. Davis	8	4	4	0.5	2.5	0	0	0	0	0
D. Worley	6	4	2	0.0	0.0	0	0	0	0	0
R. McClain	5	3	2	0.0	0.0	0	0	1	0	0
Additional Stats: Sacks: K. Ealy 1.0, C. Johnson 1.0, W. Horton 0.5. Int: T. Boston 1. FF: K. Ealy 1.										
Seattle	T	S	A	QB	Yds.	Int.	Yds.	PD	FF	FR
B. Wagner	10	4	6	0.0	0.0	0	0	0	0	0
K. Chancellor	7	6	1	0.0	0.0	0	0	1	0	0
M. Morgan	5	2	3	0.0	0.0	1	14	1	0	0
K. Wright	3	2	1	0.0	0.0	0	0	1	1	0
D. Shead	3	1	2	0.0	0.0	0	0	1	0	0
Additional Stats: FR: C. Marsh 1.										

The Last Time

OVERTIME GAME

Seattle 6, at Arizona 6 10/23/16

OVERTIME WIN

BY SEAHAWKS: Seattle 26, vs. Denver 20 9/21/14

BY OPPONENTS: at Cincinnati 27, Seattle 24 10/11/15

OVERTIME TIE: Seattle 6, at Arizona 6 10/23/16

500 TOTAL YARDS

BY SEAHAWKS: 534, vs. Carolina 12/4/16

BY OPPONENTS: 538, vs. Pittsburgh 11/29/15

400 TOTAL YARDS

BY SEAHAWKS: 534, vs. Carolina 12/4/16

BY OPPONENTS: 425, vs. Buffalo 11/7/16

300 YARDS RUSHING (TEAM)

BY SEAHAWKS: 350, vs. New York Giants 11/9/14

BY OPPONENTS: 356, vs. LA Raiders 11/30/87

200 YARDS RUSHING (TEAM)

BY SEAHAWKS: 240, vs. Carolina 12/4/16

BY OPPONENTS: 205, vs. Tampa Bay 11/3/13

400 NET YARDS PASSING (TEAM)

BY SEAHAWKS: 428, at San Diego 12/29/02

BY OPPONENTS: 480, vs. Pittsburgh 11/29/15

300 NET YARDS PASSING (TEAM)

BY SEAHAWKS: 324, at New England 11/13/16

BY OPPONENTS: 304, at New England 11/13/16

50 OR MORE POINTS SCORED

BY SEAHAWKS: 50, at Buffalo (in Toronto) 12/16/12

BY OPPONENTS: 51, at Dallas 11/27/80

40 OR MORE POINTS SCORED

BY SEAHAWKS: 40, vs. Carolina 12/4/16

BY OPPONENTS: 40, at San Francisco 12/12/10

30 OR MORE POINTS SCORED

BY SEAHAWKS: 40, vs. Carolina 12/4/16

BY OPPONENTS: 30, vs. Pittsburgh 11/29/15

SHUTOUT

BY SEAHAWKS: 26-0, vs. Chicago 9/27/15

BY OPPONENTS: 24-0, at Pittsburgh 9/18/11

TWO 100-YARD RUSHERS IN SAME GAME

BY SEAHAWKS: vs. New York Giants 11/9/14

M. Lynch 21-140, R. Wilson 14-107

BY OPPONENTS: at Philadelphia 12/12/76

Tom Sullivan 121, Mike Hogan 104

TWO 100-YARD RECEIVERS IN SAME GAME

BY SEAHAWKS: vs. San Francisco 9/25/16

D. Baldwin 8-164, J. Graham 6-100

BY OPPONENTS: vs. Arizona 11/15/15

L. Fitzgerald 10-130, M. Floyd 7-113

200 YARDS RUSHING

BY SEAHAWKS: 209, T. Rawls vs. San Francisco 11/22/15

BY OPPONENTS: 207, F. Gore at San Francisco 9/20/09

100 YARDS RUSHING

BY SEAHAWKS: 106, T. Rawls vs. Carolina 12/4/16

BY OPPONENTS: 102, T. Hightower at N.O. 10/30/16

30+ CARRIES

BY SEAHAWKS: 30, T. Rawls vs. San Francisco 11/22/15

BY OPPONENTS: 33, D. Johnson at Arizona 10/23/16

400 YARDS PASSING

BY SEAHAWKS: 414, M. Hasselbeck vs. Dallas 12/6/04

BY OPPONENTS: 456, B. Roethlisberger vs. Pit 11/29/15

300 YARDS PASSING

BY SEAHAWKS: 348, R. Wilson at New England 11/13/16

BY OPPONENTS: 316, T. Brady at New England 11/13/16

200 YARDS RECEIVING

BY SEAHAWKS: 261, S. Largent at Detroit 10/18/87

BY OPPONENTS: 201, M. Wheaton vs. Pittsburgh 11/29/15

100 YARDS RECEIVING

BY SEAHAWKS: 104, D. Baldwin vs. Philadelphia 11/20/16

BY OPPONENTS: 104, M. Evans at Tampa Bay 11/27/16

10 RECEPTIONS

BY SEAHAWKS: 11-145, M. Williams at Arizona 11/14/10

BY OPPONENTS: 10-162, R. Woods vs. Buffalo 11/7/16

100 YD RUSHER, 300 YD PASSER, 100 YD RECEIVER

BY SEAHAWKS: at Arizona 12/21/14

339 (pass) R. Wilson, 113 (rush) M. Lynch,

113 (rec) D. Baldwin, 139 (rec) L. Willson

BY OPPONENTS: at Houston 9/29/13

355 (pass) M. Schaub, 27-102 (rush) A. Foster,

9-110 (rec) A. Johnson

100 YD RUSHER, 100 YD RECEIVER

BY SEAHAWKS: vs. San Francisco 9/25/16

20-106 (rush) Michael, 8-164 (rec) Baldwin, 6-100 (rec) Graham

BY OPPONENTS: at Houston 9/29/13

27-102 (rush) A. Foster, 9-110 (rec) A. Johnson

TWO 100 YD RECEIVERS, 300 YD PASSER

BY SEAHAWKS: at Arizona 12/21/14

3-139 (rec) Willson, 7-113 (rec) Baldwin, 339 (pass) Wilson

BY OPPONENTS: vs. Arizona 11/15/15

130 (rec) Fitzgerald, 113 (rec) Floyd, 363 (pass) Palmer

100 YD RUSHER, 300 YD PASSER, TWO 100 YD RECEIVERS

BY SEAHAWKS: at Arizona 12/21/14

113 (rush) M. Lynch, 339 (pass) R. Wilson

139 (rec) L. Willson, 113 (rec) D. Baldwin

BY OPPONENTS: at Kansas City 10/29/06

312 (pass) D. Huard, 39-155 (rush) L. Johnson,

6-132 (rec) E. Kennison, 6-116 (rec) T. Gonzalez

FOUR TOUCHDOWNS RUSHING

BY SEAHAWKS: M. Lynch vs. New York Giants 11/9/14

BY OPPONENTS: J. Lewis at Cleveland 11/4/07

THREE TOUCHDOWNS RUSHING

BY SEAHAWKS: M. Lynch (4) vs. New York Giants 11/9/14

BY OPPONENTS: L. Blount at New England 11/13/16

TWO TOUCHDOWNS RUSHING

BY SEAHAWKS: T. Rawls vs. Carolina 12/4/16

BY OPPONENTS: L. Blount (3) at New England 11/13/16

FIVE TOUCHDOWN PASSES

BY SEAHAWKS: R. Wilson at Baltimore 12/13/15

BY OPPONENTS: J. Freeman at Tampa Bay 12/26/10

FOUR TOUCHDOWN PASSES

BY SEAHAWKS: R. Wilson (5) at Baltimore 12/13/15

BY OPPONENTS: J. Freeman (5) at Tampa Bay 12/26/10

THREE TOUCHDOWN PASSES

BY SEAHAWKS: R. Wilson at New England 11/13/16

BY OPPONENTS: M. Ryan vs. Atlanta 10/16/16

FOUR TOUCHDOWN RECEPTIONS

BY SEAHAWKS: Daryl Turner at San Diego 9/15/85

BY OPPONENTS: M. Robinson at Baltimore 11/23/03

The Last Time Continued...

THREE TOUCHDOWN RECEPTIONS

BY SEAHAWKS: D. Baldwin at New England 11/13/16
 BY OPPONENTS: A. Gates at San Diego 9/14/14

TWO TOUCHDOWN RECEPTIONS

BY SEAHAWKS: D. Baldwin (3) at New England 11/13/16
 BY OPPONENTS: M. Evans at Tampa Bay 11/27/16

PLAYER LED IN BOTH RUSHING AND RECEIVING YDS

BY SEAHAWKS: C. Proise at New England 11/13/16
 66 (rushing), 87 (receiving)
 BY OPPONENTS: D. Johnson, Jr. vs. Cleveland 12/20/15
 46 (rushing), 39 (receiving)

FIVE FIELD GOALS

BY SEAHAWKS: S. Hauschka vs. Baltimore 11/13/11
 BY OPPONENTS: J. Carney vs. San Diego 9/21/97

FOUR FIELD GOALS

BY SEAHAWKS: S. Hauschka vs. Carolina 12/4/16
 BY OPPONENTS: W. Lutz at New Orleans 10/30/16

THREE FIELD GOALS

BY SEAHAWKS: S. Hauschka (4) vs. Carolina 12/4/16
 BY OPPONENTS: W. Lutz at New Orleans (4) 10/30/16

TWO 50-YARD FIELD GOALS

BY SEAHAWKS: S. Hauschka at Arizona (52 & 52) 1/3/16
 BY OPPONENTS: G. Zuerlein at StL (58 & 60) 9/30/12

SAFETY

BY SEAHAWKS: Holding pen. in end zone, at TB 11/27/16
 BY OPPONENTS: F. Rucker, tackle, vs. Arizona 11/15/15

KICKOFF RETURN TOUCHDOWN

BY SEAHAWKS: T. Lockett vs. Chicago, 105 yds. 9/27/15
 BY OPPONENTS: C. Patterson at Minn, 101 yds. 12/6/15

PUNT RETURN TOUCHDOWN

BY SEAHAWKS: T. Lockett at St. Louis, 57 yds. 9/13/15
 BY OPPONENTS: T. Austin at St. Louis, 75 yds. 9/13/15

INTERCEPTION RETURN TOUCHDOWN

BY SEAHAWKS: B. Irvin vs. St. Louis, 49 yards 12/28/14
 BY OPPONENTS: C. Munnerlyn at Car, 33 yards 10/7/12

FUMBLE RETURN TOUCHDOWN

BY SEAHAWKS: E. Thomas at New Orleans, 34 yds 10/30/16
 BY OPPONENTS: A. Ayers vs. St. Louis, 45 yards 12/27/15

BLOCKED PUNT RETURN TOUCHDOWN

BY SEAHAWKS: M. Morgan vs. Dallas, 25 yards 10/12/14
 BY OPPONENTS: B. Butler vs. Oakland, 0 yds. 11/2/14

BLOCKED FIELD GOAL RETURN TOUCHDOWN

BY SEAHAWKS: R. Sherman vs. SF, 90 yards 12/23/12
 BY OPPONENTS: D. Howell at IND, 61 yds. 10/6/13

FOUR INTERCEPTIONS

BY SEAHAWKS: None
 BY OPPONENTS: Deron Cherry vs. Kansas City 9/29/85

THREE INTERCEPTIONS

BY SEAHAWKS: M. Trufant vs. Arizona 12/9/07
 BY OPPONENTS: Deron Cherry (4) vs. Kansas City 9/29/85

TWO INTERCEPTIONS

BY SEAHAWKS: R. Sherman at N.Y. Jets 10/2/16
 BY OPPONENTS: A. Bigby at Green Bay 12/27/09

FOUR SACKS

BY SEAHAWKS: C. Clemons vs. Green Bay 9/24/12
 BY OPPONENTS: L. O'Neal vs. San Diego 10/22/95

THREE SACKS

BY SEAHAWKS: M. Bennett (3.5) at San Francisco 10/22/15
 BY OPPONENTS: W. Hayes vs. St. Louis 12/27/15

10+ PUNTS

BY SEAHAWKS: 10, J. Ryan at Chicago 10/17/10
 BY OPPONENTS: 10, P. O'Donnell vs. Chicago 9/27/15

PUNT BLOCKED

BY SEAHAWKS: T. McEvoy at Arizona 10/23/16
 BY OPPONENTS: J. Hughes vs. Buffalo 11/7/16

FIELD GOAL BLOCKED

BY SEAHAWKS: B. Wagner at Arizona 10/23/16
 BY OPPONENTS: D. Irving at Dallas 11/1/15

PAT BLOCKED

BY SEAHAWKS: R. Bryant vs. Washington 11/27/11
 BY OPPONENTS: B. Logan vs. Philadelphia 11/20/16

PAT MISSED

BY SEAHAWKS: S. Hauschka vs. PHI (blocked) 11/20/16
 BY OPPONENTS: C. Catanzaro at Arizona 1/3/16

FAKE PAT KICK

BY SEAHAWKS: Feagles vs. Oakland, no good 12/16/00
 BY OPPONENTS: None

FAKE PUNT

BY SEAHAWKS: at Buffalo (in Toronto), successful 12/16/12
 BY OPPONENTS: at St. Louis, successful 10/19/14

FAKE FIELD GOAL

BY SEAHAWKS: at Washington, successful 10/6/14
 BY OPPONENTS: vs. Pittsburgh, unsuccessful 11/29/15

ON-SIDE KICK

BY SEAHAWKS: vs. St. Louis, unsuccessful 12/27/15
 BY OPPONENTS: vs. Philadelphia, unsuccessful 11/20/16

TWO POINT CONVERSION

BY SEAHAWKS: at New England, unsuccessful 11/13/16
 BY OPPONENTS: vs. Philadelphia, successful 11/20/16

Seahawks Game-by-Game

	9/11	9/18	9/25	10/2	10/16	10/23	10/30	11/7	11/13	11/20	11/27	12/4	12/11	12/15	12/24	1/1
	Mia	at LA	SF	at NYJ	Atl	at Ari	at NO	Buf	at NE	Phi	at TB	Car	at GB	LA	Ari	at SF
Points	12	3	37	27	26	6	20	31	31	26	5	40				
1 Qtr	3	0	14	0	7	0	7	7	6	6	0	10				
2 Qtr	3	3	10	14	10	0	7	21	13	10	5	13				
3 Qtr	0	0	6	3	0	0	3	0	3	7	0	7				
4 Qtr	6	0	7	10	9	3	3	3	9	3	0	10				
OT	-	-	-	-	-	3	-	-	-	-	-	-				
First Down	21	17	18	21	22	11	15	19	23	18	16	29				
Rush	4	4	7	4	6	4	4	4	3	5	6	11				
Pass	16	10	10	15	14	7	11	13	18	12	9	16				
Penalty	1	3	1	2	2	0	0	2	2	1	1	2				
3rd Down Eff	5/16	4/13	9/14	3/10	5/14	3/14	5/11	2/7	6/12	5/15	1/11	7/14				
Percent	31%	31%	64	30%	36%	21%	45%	29%	50%	33%	9%	50%				
4th Down Eff	2/3	0/0	0/0	0/0	0/0	0/0	0/1	0/0	0/0	0/0	1/1	0/1				
Percent	67%	-	-	-	-	-	0%	-	-	-	100%	0%				
Total Net Yds	352	306	418	354	333	257	359	278	420	439	245	534				
Plays	78	61	65	60	65	57	54	42	66	63	61	71				
Avg	4.5	5.0	6.4	5.9	5.1	4.5	6.6	6.6	6.4	7.0	4.0	7.5				
Net Yds Rush	112	67	127	66	72	52	74	33	96	152	127	240				
Plays	32	24	31	26	27	19	17	12	26	30	22	29				
Avg	3.5	2.8	4.1	2.5	2.7	2.7	4.4	2.8	3.7	5.1	5.8	8.3				
Net Yds Pass	240	239	291	288	261	205	285	245	324	287	118	294				
Sack/loss	3/18	2/15	2/17	2/21	1/9	1/20	1/11	4/37	3/24	1/0	6/33	3/21				
Gross Yds	258	254	308	309	270	225	296	282	348	287	151	315				
Att/Comp	43/27	35/22	32/22	32/23	37/25	37/24	36/23	26/20	37/25	32/19	33/17	39/28				
Int	1	0	1	0	0	0	1	0	0	0	2	1				
Avg	5.2	6.5	8.6	8.5	6.9	5.4	7.7	8.2	8.1	8.7	3.0	7.0				
Punts/Avg	6/42.2	7/44.1	2/51.0	5/40.6	5/46.0	9/46.0	3/48.7	4/35.5	2/52.5	6/46.5	7/47.1	1/41.0				
Blocked	0	0	0	0	0	0	0	1	0	0	0	0				
Punt Ret/Yds	3/40	0/0	3/70	2/8	3/21	1/0	2/14	2/20	2/4	3/31	1/0	3/12				
Kickoff Ret/Yds	0/0	1/20	2/19	2/29	5/109	2/51	4/115	3/65	1/32	1/7	1/15	1/46				
Int Ret/Yds	0/0	0/0	1/9	3/6	1/5	0/0	0/0	1/31	1/2	2/5	1/0	1/14				
Penalties/Yds	8/69	10/114	6/50	7/71	3/30	10/90	11/76	10/75	8/60	7/48	2/27	6/37				
Fumbles/Lost	1/1	3/1	1/1	0/0	3/0	2/0	1/0	0/0	1/0	1/0	2/1	1/0				
Touchdowns	1	0	4	3	3	0	2	4	3	3	0	4				
Rush	0	0	2	0	3	0	1	2	0	1	0	3				
Pass	1	0	2	3	0	0	0	2	3	2	0	1				
Returns	0	0	0	0	0	0	0	0	0	0	0	0				
Defense	0	0	0	0	0	0	1	0	0	0	0	0				
Safeties	0	0	0	0	0	0	0	0	0	0	1	0				
1 Pt PAT/Att	0/1	0/0	4/4	3/3	2/3	0/0	2/2	4/4	1/2	2/3	0/0	4/4				
2 Pt PAT/Att	0/0	0/0	0/0	0/0	0/0	0/0	0/0	0/0	0/1	0/0	0/0	0/0				
FG/Att	2/2	1/1	3/3	2/2	2/3	2/3	2/2	1/1	4/4	2/3	1/1	4/4				
Time of Poss	34:32	30:03	35:57	30:45	30:09	28:39	23:48	19:43	30:25	28:54	26:21	34:01				
Take/Give Ratio	0/2	0/1	1/2	3/0	2/0	0/0	1/1	1/0	2/0	2/0	2/3	2/1				
Avg Drive Start	Sea22	Sea17	Sea35	Sea33	Sea37	Sea25	Sea27	Sea31	Sea28	Sea32	Sea21	Sea30				

Opponent Game-by-Game

	9/11	9/18	9/25	10/2	10/16	10/23	10/30	11/7	11/13	11/20	11/27	12/4	12/11	12/15	12/24	1/1
	Mia	at LA	SF	at NYJ	Atl	at Ari	at NO	Buf	at NE	Phi	at TB	Car	at GB	LA	Ari	at SF
Points	10	9	18	17	24	6	25	25	24	15	14	7				
1 Qtr	0	3	0	3	0	0	0	14	7	0	14	0				
2 Qtr	3	3	3	7	3	3	13	3	7	7	0	7				
3 Qtr	0	0	0	0	21	0	3	0	7	0	0	0				
4 Qtr	7	3	15	7	0	0	9	8	3	8	0	0				
OT	-	-	-	-	-	3	-	-	-	-	-	-				
First Down	11	17	12	20	22	23	28	30	25	20	19	14				
Rush	3	3	6	4	4	6	7	11	8	6	7	5				
Pass	7	10	6	13	17	14	17	16	13	13	11	9				
Penalty	1	4	0	3	1	3	4	3	4	1	1	0				
3rd Down Eff	3/14	3/12	4/15	7/15	3/11	10/21	9/15	12/17	6/10	6/16	4/11	5/12				
Percent	21%	25%	27%	47%	27%	48%	60%	71%	60%	38%	36%	42%				
4th Down Eff	0/1	0/0	1/1	1/1	1/2	0/1	0/0	0/1	0/1	1/3	0/0	0/1				
Percent	0%	-	100%	100%	50%	0%	-	0%	0%	33%	-	0%				
Total Net Yds	214	283	254	305	362	443	375	425	385	308	338	271				
Plays	54	58	56	65	64	90	72	82	62	73	63	54				
Avg	4.0	4.9	4.5	4.7	5.7	4.9	5.2	5.2	6.2	4.2	5.4	5.0				
Net Yds Rush	64	64	135	58	52	132	123	162	81	113	118	89				
Plays	20	25	31	20	18	37	35	38	28	26	35	21				
Avg	3.2	2.6	4.4	2.9	2.9	3.6	3.5	4.3	2.9	4.3	3.4	4.2				
Net Yds Pass	150	219	119	247	310	311	252	263	304	195	220	182				
Sack/loss	5/36	3/20	0/0	4/14	4/25	4/31	2/13	5/26	2/12	2/23	0/0	0/0				
Gross Yds	186	239	119	261	335	342	265	289	316	218	220	182				
Att/Comp	29/16	30/18	25/14	41/23	42/27	49/29	35/27	39/27	32/23	45/23	28/21	33/14				
Int	0	0	1	3	1	0	0	1	1	2	1	1				
Avg	4.4	6.6	4.8	5.5	6.7	5.9	6.8	6.0	8.9	4.1	7.9	5.5				
Punts/Avg	7/46.7	6/39.5	7/45.6	5/40.4	4/41.3	7/32.7	2/46.0	3/32.7	2/46.0	7/49.1	4/40.0	6/42.3				
Blocked	0	0	0	0	0	1	0	0	0	0	0	0				
Punt Ret/Yds	4/32	3/15	1/20	0/0	1/11	6/33	0/0	2/13	2/8	2/15	3/48	0/0				
Kickoff Ret/Yds	3/84	0/0	1/26	1/27	2/46	0/0	2/23	1/13	2/49	0/0	2/42	4/89				
Int Ret/Yds	1/9	0/0	1/4	0/0	0/0	0/0	1/0	0/0	0/0	0/0	2/48	1/7				
Penalties/Yds	4/40	9/78	4/35	7/60	8/66	6/45	2/10	11/115	7/61	8/48	7/68	6/63				
Fumbles/Lost	2/0	0/0	1/0	1/0	1/1	1/0	1/1	0/0	3/1	1/0	2/1	1/1				
Touchdowns	1	0	2	2	3	0	2	3	3	2	2	1				
Rush	1	0	2	0	0	0	1	2	3	0	0	0				
Pass	0	0	0	1	3	0	1	1	0	2	2	1				
Returns	0	0	0	1	0	0	0	0	0	0	0	0				
Defense	0	0	0	0	0	0	0	0	0	0	0	0				
Safeties	0	0	0	0	0	0	0	0	0	0	0	0				
1 Pt PAT/Att	1/1	0/0	1/1	2/2	3/3	0/0	1/1	2/2	3/3	1/1	2/2	1/1				
2 Pt PAT/Att	0/0	0/0	1/1	0/0	0/0	0/0	0/1	1/1	0/0	1/1	0/0	0/0				
FG/Att	1/2	3/3	1/2	1/1	1/1	2/4	4/4	1/2	1/1	0/0	0/1	0/0				
Time of Poss	25:28	29:57	24:03	29:15	29:51	46:21	36:12	40:17	29:35	31:06	33:39	25:59				
Take/Give Ratio	2/0	1/0	2/1	0/3	0/2	0/0	1/1	0/1	0/2	0/2	3/1	1/2				
Avg Drive Start	Mia32	LA24	SF34	NYJ20	Atl21	Ari28	NO27	Buf31	NE26	Phi23	TB33	Car30				

Drive Chart

Seahawks Drives Ended By...

Date	Teams	Drives	3/Out	TD	FG	FGA	Pnt	Dwn	Trn	Saf	Clk	Points	Pts/Drv	Eff
9/11	Seattle	12	3	1	2	2	6	1	2	0	0	12	1.0	0.250
	Miami	12	6	1	1	2	7	1	0	0	1	10	0.8	0.167
9/18	Seattle	10	2	0	1	1	7	0	1	0	1	3	0.3	0.100
	at L.A. Rams	10	3	0	3	3	6	0	0	0	1	9	0.9	0.300
9/25	Seattle	13	4	4	3	3	2	0	2	0	2	37	2.8	0.538
	San Francisco	12	6	2	1	2	7	0	1	0	0	18	1.5	0.250
10/2	Seattle	12	5	3	2	2	5	0	0	0	2	27	2.3	0.417
	at N.Y. Jets	11	2	2	1	1	5	0	3	0	0	17	1.5	0.273
10/16	Seattle	12	3	3	2	3	5	0	0	0	1	26	2.2	0.417
	Atlanta	12	4	3	1	1	4	1	2	0	1	24	2.0	0.333
10/23	Seattle	13	6	0	2	3	9	0	0	0	1	6	0.5	0.154
	at Arizona	14	3	0	2	4	7	1	0	0	2	6	0.4	0.143
10/30	Seattle	9	3	1	2	2	3	1	1	0	1	13	1.4	0.333
	at New Orleans	9	1	2	4	4	2	0	1	0	0	25	2.8	0.667
11/7	Seattle	10	3	4	1	1	4	0	0	0	1	31	3.1	0.500
	Buffalo	10	2	3	1	2	3	1	1	0	0	25	2.5	0.400
11/13	Seattle	10	2	3	4	4	2	0	0	0	1	31	3.1	0.700
	at New England	9	3	3	1	1	2	1	2	0	0	24	2.7	0.444
11/20	Seattle	14	6	3	2	3	6	0	0	0	2	26	1.9	0.357
	Philadelphia	13	4	2	0	0	7	2	2	0	0	15	1.2	0.154
11/27	Seattle	11	3	0	1	1	7	0	3	0	0	3	0.3	0.091
	at Tampa Bay	12	3	2	0	1	4	0	2	1	2	14	1.2	0.167
12/4	Seattle	11	2	4	4	4	1	1	1	0	0	40	3.6	0.727
	Carolina	11	2	1	0	0	6	1	2	0	1	7	0.6	0.091
12/11	Seattle													
	at Green Bay													
12/15	Seattle													
	L.A. Rams													
12/24	Seattle													
	Arizona													
1/1	Seattle													
	at San Francisco													
Totals	Seahawks	137	42	26	26	29	57	3	10	0	12	255	1.9	0.380
	Opponents	135	39	21	15	21	60	8	16	1	8	194	1.4	0.267

Drive Breakdown

Seahawks Longest Drives

Most Plays

Date	Opponent	# of Plays	Net Yards	Time	Result
09/18/16	at L.A. Rams	14	76	7:08	Field Goal
09/11/16	vs. Miami	14	75	3:37	Touchdown
09/25/16	vs. San Francisco	14	62	8:24	Touchdown
10/30/16	at New Orleans	13	72	5:46	Field Goal
09/11/16	vs. Miami	12	46	6:08	Field Goal

Most Net Yards

Date	Opponent	Net Yards	# of Plays	Time	Result
11/20/16	vs. Philadelphia	92	10	5:53	Touchdown
12/04/16	vs. Carolina	92	9	3:55	Touchdown
10/02/16	at N.Y. Jets	92	7	3:32	Touchdown
10/02/16	at N.Y. Jets	85	7	3:58	Touchdown
12/04/16	vs. Carolina	84	10	5:15	Touchdown

Longest Time of Possession

Date	Opponent	Time	Net Yards	# of Plays	Result
09/25/16	vs. San Francisco	8:24	62	14	Touchdown
09/18/16	at L.A. Rams	7:08	76	14	Field Goal
09/11/16	vs. Miami	6:08	46	12	Field Goal
10/30/16	at New Orleans	6:04	49	11	Field Goal
12/04/16	vs. Carolina	6:00	70	11	Field Goal

Opponents Longest Drives

Most Plays

Date	Team	# of Plays	Net Yards	Time	Result
11/07/16	vs. Buffalo	17	75	10:00	Touchdown
10/30/16	at New Orleans	15	83	7:00	Field Goal
10/23/16	at Arizona	15	53	8:24	Field Goal
11/27/16	at Tampa Bay	14	78	7:26	Touchdown
10/02/16	at N.Y. Jets	14	62	8:33	Field Goal

Most Net Yards

Date	Team	Net Yards	# of Plays	Time	Result
10/16/16	vs. Atlanta	97	6	3:27	Touchdown
11/13/16	at New England	91	10	5:34	Touchdown
09/11/16	vs. Miami	86	7	3:01	Touchdown
10/30/16	at New Orleans	83	15	7:00	Field Goal
11/07/16	vs. Buffalo	82	13	6:49	Touchdown

Longest Time of Possession

Date	Team	Time	Net Yards	# of Plays	Result
11/07/16	vs. Buffalo	10:00	75	17	Touchdown
10/02/16	at N.Y. Jets	8:33	62	14	Field Goal
10/23/16	at Arizona	8:24	53	15	Field Goal
11/20/16	vs. Philadelphia	7:35	68	13	Touchdown
11/27/16	at Tampa Bay	7:26	78	14	Touchdown

Inside 20

Date	Teams	Scores/ Trips	TD	FG/ Att	Points	Int	Fum	Downs	Clock
9/11	Seattle	2 / 2	1	1 / 1	9	0	0	0	0
	Miami	1 / 3	1	0 / 1	7	0	0	1	0
9/18	Seattle	1 / 1	0	1 / 1	3	0	0	0	0
	at L.A. Rams	1 / 1	0	1 / 1	3	0	0	0	0
9/25	Seattle	6 / 6	3	3 / 3	30	0	0	0	0
	San Francisco	3 / 3	2	1 / 1	18	0	0	0	0
10/2	Seattle	3 / 3	2	1 / 1	17	0	0	0	0
	at N.Y. Jets	2 / 2	1	1 / 1	10	0	0	0	0
10/16	Seattle	3 / 4	3	0 / 1	20	0	0	0	0
	Atlanta	2 / 2	1	1 / 1	10	0	0	0	0
10/23	Seattle	1 / 2	0	1 / 2	3	0	0	0	0
	at Arizona	0 / 2	0	0 / 1	0	0	0	1	0
10/30	Seattle	2 / 3	1	1 / 1	10	0	0	1	0
	at New Orleans	5 / 5	2	3 / 3	22	0	0	0	0
11/7	Seattle	4 / 4	4	0 / 0	28	0	0	0	0
	Buffalo	4 / 5	3	1 / 1	25	0	0	1	0
11/13	Seattle	7 / 7	3	4 / 4	31	0	0	0	0
	at New England	4 / 5	3	1 / 1	24	0	0	1	0
11/20	Seattle	3 / 3	1	2 / 2	13	0	0	0	0
	Philadelphia	2 / 2	2	0 / 0	15	0	0	0	0
11/27	Seattle	0 / 0	0	0 / 0	0	0	0	0	0
	at Tampa Bay	1 / 2	1	0 / 0	7	1	0	0	0
12/4	Seattle	6 / 6	2	4 / 4	26	0	0	0	0
	Carolina	0 / 1	0	0 / 0	0	0	0	1	0
12/11	Seattle								
	at Green Bay								
12/15	Seattle								
	L.A. Rams								
12/24	Seattle								
	Arizona								
1/1	Seattle								
	at San Francisco								
Totals	Seahawks	38 / 41	20	18 / 20	190	0	0	1	0
	Opponents	25 / 33	16	9 / 11	141	1	0	5	0

Third Down Efficiency

Yards to go...

Date	Teams	1	2	3	4	5	6	7	8	9	10+	Total	Pct.
9/11	Seattle	2 / 3	0 / 1	0 / 1	1 / 3	0 / 1	1 / 2	0 / 0	0 / 1	0 / 1	1 / 3	5 / 16	31%
	Miami	0 / 0	0 / 0	0 / 0	0 / 0	1 / 3	1 / 3	0 / 2	0 / 1	0 / 0	1 / 5	3 / 14	21%
9/18	Seattle	1 / 1	1 / 1	0 / 0	0 / 0	1 / 2	0 / 0	0 / 1	0 / 1	0 / 1	1 / 6	4 / 13	31%
	at L.A. Rams	1 / 1	1 / 1	0 / 1	0 / 0	0 / 1	0 / 1	0 / 2	1 / 1	0 / 0	0 / 4	3 / 12	25%
9/25	Seattle	3 / 4	0 / 1	0 / 0	0 / 1	0 / 1	2 / 2	0 / 0	0 / 0	0 / 0	4 / 5	9 / 14	64%
	San Francisco	0 / 0	1 / 1	1 / 2	0 / 5	1 / 1	1 / 2	0 / 1	0 / 1	0 / 0	0 / 2	4 / 15	27%
10/2	Seattle	1 / 1	1 / 1	0 / 1	0 / 1	0 / 1	0 / 0	0 / 0	0 / 0	0 / 0	1 / 5	3 / 10	30%
	at N.Y. Jets	2 / 3	1 / 1	0 / 0	0 / 0	0 / 1	1 / 1	1 / 1	1 / 2	0 / 0	1 / 6	7 / 15	47%
10/16	Seattle	1 / 2	2 / 3	1 / 3	0 / 0	0 / 0	1 / 1	0 / 1	0 / 0	0 / 0	0 / 4	5 / 14	36%
	Atlanta	1 / 2	0 / 0	0 / 0	0 / 0	0 / 2	1 / 1	0 / 0	0 / 0	1 / 1	0 / 5	3 / 11	27%
10/23	Seattle	0 / 1	0 / 0	2 / 3	1 / 3	0 / 0	0 / 1	0 / 0	0 / 0	0 / 0	0 / 6	3 / 14	21%
	at Arizona	2 / 2	2 / 3	1 / 1	2 / 3	0 / 2	0 / 0	1 / 4	0 / 0	0 / 0	2 / 6	10 / 21	48%
10/30	Seattle	1 / 1	1 / 2	0 / 0	1 / 1	0 / 0	1 / 2	0 / 0	1 / 1	0 / 0	0 / 4	5 / 11	45%
	at New Orleans	2 / 3	3 / 3	2 / 2	1 / 2	1 / 1	0 / 1	0 / 1	0 / 1	0 / 1	0 / 0	9 / 15	60%
11/7	Seattle	0 / 0	0 / 0	0 / 1	2 / 2	0 / 0	0 / 1	0 / 0	0 / 2	0 / 0	0 / 1	2 / 7	29%
	Buffalo	5 / 5	2 / 2	0 / 0	0 / 1	2 / 2	1 / 2	0 / 0	0 / 1	0 / 0	2 / 4	12 / 17	71%
11/13	Seattle	0 / 0	0 / 1	1 / 3	1 / 2	0 / 1	2 / 2	1 / 1	0 / 0	1 / 1	0 / 1	6 / 12	50%
	at New England	1 / 2	1 / 1	0 / 0	1 / 1	1 / 1	0 / 0	0 / 2	0 / 0	0 / 0	2 / 3	6 / 10	60%
11/20	Seattle	0 / 0	0 / 0	1 / 2	0 / 1	1 / 2	0 / 1	0 / 0	0 / 0	0 / 0	3 / 9	5 / 15	33%
	Philadelphia	2 / 3	0 / 2	1 / 1	1 / 1	1 / 1	0 / 1	1 / 1	0 / 0	0 / 1	0 / 5	6 / 16	38%
11/27	Seattle	0 / 1	0 / 0	0 / 0	0 / 1	0 / 2	0 / 1	0 / 1	0 / 0	0 / 1	1 / 4	1 / 11	9%
	at Tampa Bay	0 / 1	1 / 2	1 / 1	0 / 0	0 / 0	0 / 1	0 / 0	1 / 1	0 / 0	1 / 5	4 / 11	36%
12/4	Seattle	2 / 2	0 / 0	0 / 0	0 / 0	0 / 2	1 / 2	2 / 2	1 / 1	1 / 1	0 / 4	7 / 14	50%
	Carolina	1 / 1	0 / 0	0 / 0	0 / 0	1 / 1	0 / 0	0 / 1	0 / 0	0 / 1	3 / 8	5 / 12	42%
12/11	Seattle												
	at Green Bay												
12/15	Seattle												
	L.A. Rams												
12/24	Seattle												
	Arizona												
1/1	Seattle												
	at San Francisco												
Totals	Seahawks	11 / 16	5 / 10	5 / 14	6 / 15	2 / 12	8 / 15	3 / 6	2 / 6	2 / 5	11 / 52	55 / 151	36%
	Opponents	17 / 23	12 / 16	6 / 8	5 / 13	8 / 16	5 / 13	3 / 15	3 / 8	1 / 4	12 / 53	72 / 169	43%

Passer Ratings

Date	Teams	Attempts	Completions	Pct.	Yards	TD	INT	Rating
9/11	Seattle	43	27	63%	258	1	1	77.5
	Miami	29	16	55%	186	0	0	74.8
9/18	Seattle	35	22	63%	254	0	0	84.7
	at L.A. Rams	30	18	60%	239	0	0	85.3
9/25	Seattle	32	22	69%	308	2	1	107.3
	San Francisco	25	14	56%	119	0	1	51.9
10/2	Seattle	32	23	72%	309	3	0	133.5
	at N.Y. Jets	41	23	56%	261	1	3	53.0
10/16	Seattle	37	25	68%	270	0	0	88.8
	Atlanta	42	27	64%	335	3	1	102.8
10/23	Seattle	37	24	65%	225	0	0	81.5
	at Arizona	49	29	59%	342	0	0	80.5
10/30	Seattle	36	23	64%	296	0	1	78.0
	at New Orleans	35	27	77%	265	1	0	107.4
11/7	Seattle	26	20	77%	282	2	0	137.0
	Buffalo	39	27	69%	289	1	1	88.5
11/13	Seattle	37	25	68%	348	3	0	124.6
	at New England	32	23	72%	316	0	1	90.1
11/20	Seattle	32	19	59%	287	2	0	109.8
	Philadelphia	45	23	51%	218	2	2	61.2
11/27	Seattle	33	17	52%	151	0	2	38.8
	at Tampa Bay	28	21	75%	220	2	1	106.3
12/4	Seattle	39	28	72%	315	1	1	93.4
	Carolina	33	14	42%	182	1	1	57.9
12/11	Seattle							
	at Green Bay							
12/15	Seattle							
	L.A. Rams							
12/24	Seattle							
	Arizona							
1/1	Seattle							
	at San Francisco							
Totals	Seahawks	419	275	66%	3303	14	6	94.8
	Opponents	428	262	61%	2972	11	11	79.9

Superlatives

Overall	8 - 3 - 1	When Leading at Halftime	8 - 1 - 0
Home	6 - 0 - 0	When Trailing at Halftime	0 - 2 - 1
Road	2 - 3 - 1	When Leading After 3 Quarters	7 - 1 - 0
		When Trailing After 3 Quarters	1 - 2 - 1
By Month		When Tied After 3 Quarters	0 - 0 - 0
September	2 - 1 - 0		
October	2 - 1 - 1	When Scoring...	
November	3 - 1 - 0	First	5 - 1 - 0
December	1 - 0 - 0	Less than 20	1 - 2 - 1
January	0 - 0 - 0	20+	7 - 1 - 0
Turf		When Outrushing Opponents	6 - 2 - 0
Artificial	8 - 1 - 0		
Natural	0 - 2 - 1	When + in Time of Possession	6 - 1 - 0
		When - in Time of Possession	2 - 2 - 1
Indoors	0 - 1 - 1	When = in Time of Possession	0 - 0 - 0
Vs. AFC	4 - 0 - 0	When + in Takeaway/Giveaway	6 - 0 - 0
North	0 - 0 - 0	When - in Takeaway/Giveaway	2 - 2 - 0
West	0 - 0 - 0	When = in Takeaway/Giveaway	0 - 1 - 1
East	4 - 0 - 0		
South	0 - 0 - 0	With a 100-Yard Rusher	2 - 0 - 0
		With a 100-Yard Receiver	4 - 0 - 0
Vs. NFC	4 - 3 - 1	With a 300-Yard Passer	2 - 0 - 0
North	0 - 0 - 0		
West	1 - 1 - 1	Versus a 100-Yard Rusher	1 - 1 - 1
East	1 - 0 - 0	Versus a 100-Yard Receiver	3 - 1 - 0
South	2 - 2 - 0	Versus a 300-Yard Passer	2 - 0 - 1

Weekly Team Rankings

NFL

NFC

Week	OFFENSE			DEFENSE			Week	OFFENSE			DEFENSE		
	Total	Rush	Pass	Total	Rush	Pass		Total	Rush	Pass	Total	Rush	Pass
1	14	13	16	3	5T	3	1	7	6	8	2	3T	2
2	26	18	21	1	3	4	2	11	8	11	1	2	1
3	19	15	13	1	9	2	3	11	6	8	1	5	1
4	16	20T	11	2	6	4	4	10	9T	8	1	3	1
5	16	18	12	1	7	2	5	9	8	7	1	4	1
6	16	25	11	1	3	5	6	9	10	7	1	2	3
7	22	27	14	6	5	9	7	12	12	8	4	3	5
8	23	28	14	6	7	9	8	12	13	8	3	3	5
9	26	30	13	9	12	10	9	13	14	7	6	8	5
10	20	30	11	9	9	10	10	11	14	6	5	5	5
11	16	28	8	9	11	10	11	9	12	4	5	6	5
12	17	27	14	7	14T	10	12	10	12	8	3	8T	4
13	15	20	14	8	14	9T	13	8	11	7	4	8	4T
14							14						
15							15						
16							16						
17							17						

T = Tied for position

Italics = Bye week

Individual Highs

SCORING

(non kicker)

POINTS	Seahawks: 18 D. Baldwin at New England	11/13
	Opponents: 18 L. Blount at New England	11/13

LONGEST TD	Seahawks: 75 T. Lockett vs. Carolina	12/4
	Opponents: 55 T. Ginn vs. Carolina	12/4

RUSHING

ATTEMPTS	Seahawks: 20 C. Michael vs. San Francisco	9/25
	Opponents: 33 D. Johnson at Arizona	10/23

YARDS	Seahawks: 106 2 times (Last: T. Rawls vs. CAR)	12/4
	Opponents: 113 D. Johnson at Arizona	10/23

LONGEST, NO TD	Seahawks: 21 C. Michael vs. Atlanta	10/16
	Opponents: 34 C. Hyde vs. San Francisco	9/25

TOUCHDOWNS	Seahawks: 2 3 times (Last: T. Rawls vs. CAR)	12/4
	Opponents: 3 L. Blount at New England	11/13

LONGEST TD	Seahawks: 75 T. Lockett vs. Carolina	12/4
	Opponents: 13 L. Blount at New England	11/13

PASSING

ATTEMPTS	Seahawks: 43 Wilson vs. Miami	9/11
	Opponents: 49 C. Palmer at Arizona	10/23

COMPLETIONS	Seahawks: 27 R. Wilson vs. Miami	9/11
	Opponents: 29 C. Palmer at Arizona	10/23

YARDS	Seahawks: 348 R. Wilson at New England	11/13
	Opponents: 342 C. Palmer at Arizona	10/23

COMPLETION PCT.	Seahawks: 76.9 R. Wilson vs. Buffalo	11/7
	Opponents: 77.1 D. Brees at New Orleans	10/30

LONGEST, NO TD	Seahawks: 59 R. Wilson vs. San Francisco	9/25
	Opponents: 50 R. Tannehill vs. Miami	9/11

PASSER RATING	Seahawks: 137.0 R. Wilson vs. Buffalo	11/7
	Opponents: 107.4 D. Brees at New Orleans	10/30

TOUCHDOWNS	Seahawks: 3 2 times (Last: R. Wilson at N.E.)	11/13
	Opponents: 3 M. Ryan vs. Atlanta	10/16

LONGEST TD	Seahawks: 42 R. Wilson at N.Y. Jets	10/2
	Opponents: 55 C. Newton vs. Carolina	12/4

INTERCEPTIONS	Seahawks: 2 R. Wilson at Tampa Bay	11/27
	Opponents: 3 R. Fitzpatrick at N.Y. Jets	10/2

RECEIVING

RECEPTIONS	Seahawks: 9 D. Baldwin vs. Miami	9/11
	Opponents: 10 R. Woods vs. Buffalo	11/7

YARDS	Seahawks: 164 D. Baldwin vs. San Francisco	9/25
	Opponents: 162 R. Woods vs. Buffalo	11/7

LONGEST, NO TD	Seahawks: 59 D. Baldwin vs. San Francisco	9/25
	Opponents: 50 A. Foster vs. Miami	9/11

TOUCHDOWNS	Seahawks: 3 D. Baldwin at New England	11/13
	Opponents: 2 M. Evans at Tampa Bay	11/27

LONGEST TD	Seahawks: 42 T. McEvoy at N.Y. Jets	10/2
	Opponents: 55 T. Ginn vs. Carolina	12/4

INTERCEPTIONS

INTERCEPTIONS	Seahawks: 2 R. Sherman at N.Y. Jets	10/2
	Opponents: 1 6 times (Last: T. Boston vs. CAR)	12/4

YARDS	Seahawks: 31 R. Sherman vs. Buffalo	11/7
	Opponents: 32 B. McDougald at Tampa Bay	11/27

LONGEST	Seahawks: 31 R. Sherman vs. Buffalo	11/7
	Opponents: 32 B. McDougald at Tampa Bay	11/27

TOUCHDOWNS	Seahawks: None	
	Opponents: None	

PUNT RETURNS

RETURNS	Seahawks: 3 5 times (Last: T. Lockett vs. CAR)	12/4
	Opponents: 5 B. Golden at Arizona	10/23

FAIR CATCHES	Seahawks: 4 T. Lockett at Los Angeles	9/18
	Opponents: 4 J. Ross at N.Y. Jets	10/2

YARDS	Seahawks: 70 T. Lockett vs. San Francisco	9/25
	Opponents: 20 2 times (Last: B. Golden at Ari)	10/23

LONGEST	Seahawks: 62 T. Lockett vs. San Francisco	9/25
	Opponents: 24 A. Humphries at Tampa Bay	11/27

TOUCHDOWNS	Seahawks: None	
	Opponents: None	

KICKOFF RETURNS

RETURNS	Seahawks: 4 2 times (Last: T. Lockett at N.O.)	10/30
	Opponents: 3 F. Whittaker vs. Carolina	12/4

YARDS	Seahawks: 115 T. Lockett at New Orleans	10/30
	Opponents: 67 J. Grant vs. Miami	9/11

LONGEST	Seahawks: 46 T. Lockett vs. Carolina	12/4
	Opponents: 45 J. Grant vs. Miami	9/11

TOUCHDOWNS	Seahawks: None	
	Opponents: None	

Top Performances

Seattle:

100 Yards Rushing							
Player	Game	Date	Att.	Yds	Avg.	LG	TD
Christine Michael	vs. SF	9/25	20	106	5.3	41t	2
Thomas Rawls	vs. Car	12/4	15	106	7.1	45t	2

300 Yards Passing							
Player	Game	Date	Att.	Comp.	Yds.	TD	Int
Russell Wilson	at NE	11/13	37	25	348	3	0
Russell Wilson	at NYJ	10/2	32	23	309	3	0

100 Yards Receiving							
Player	Game	Date	No.	Yds.	LG	TD	
Doug Baldwin	vs. SF	9/25	8	164	59	1	
Jimmy Graham	at NYJ	10/2	6	113	27	0	
Doug Baldwin	vs. Phi	11/20	4	104	44	0	
Jimmy Graham	vs. Buf	11/7	8	103	18t	2	
Jimmy Graham	vs. SF	9/25	6	100	40	1	

Multi-Sack Games				
Player	Game	Date		No.
Cliff Avril	at ARI	10/23		2.5
Frank Clark	at L.A.	9/18		2.0
Cliff Avril	vs. ATL	10/16		2.0
Frank Clark	at ARI	10/23		1.5
Cliff Avril	vs. Buf	11/7		1.5

Opponents:

100 Yards Rushing							
Player	Game	Date	Att.	Yds	Avg.	LG	TD
David Johnson	at ARI	10/23	33	113	3.4	14	0
Carlos Hyde	vs. SF	9/25	21	103	4.9	34	2
Tim Hightower	at NO	10/30	26	102	3.9	28	0

300 Yards Passing							
Player	Game	Date	Att.	Comp.	Yds.	TD	Int
Carson Palmer	at ARI	10/23	49	29	342	0	0
Matt Ryan	vs. ATL	10/16	42	27	335	3	1
Tom Brady	at NE	11/13	32	23	316	0	1

100 Yards Receiving							
Player	Game	Date	No.	Yds.	LG	TD	
Robert Woods	vs. Buf	11/7	10	162	29	0	
Julio Jones	vs. ATL	10/16	7	139	36t	1	
Mike Evans	at TB	11/27	8	104	26	2	
Martellus Bennett	at NE	11/13	7	102	36	0	

Multi-Sack Games				
Player	Game	Date		No.
Trey Flowers	at NE	11/13		2.0
Gerald McCoy	at TB	11/27		1.5
Noah Spence	at TB	11/27		1.5

Miscellaneous Statistics

DRIVE ENGINEERING

QB	Drives		Drives Ended By...								POINTS	POINTS	DRIVE
	Started	TD	FG	FGA	Punt	Down	Trn	Saf	Gm	Hlf	Yld	Drive	Eff
R. Wilson	132	25	24	27	57	3	9	0	5	6	242	1.8	0.371
T. Boykin	5	1	2	2	0	0	1	0	1	0	13	2.6	0.600
SEATTLE	137	26	26	29	57	3	10	0	6	6	255	1.9	0.380
OPPONENTS	135	21	15	21	60	8	16	1	5	3	194	1.4	0.267

YARDS GAINED BY DOWN

TEAM	1st Down			2nd Down			3rd Down			4th Down			Season		
	Att	Yds	Avg	Att	Yds	Avg	Att	Yds	Avg	Att	Yds	Avg	Att	Yds	Avg
SEATTLE	336	2008	6.0	250	1401	5.6	151	849	5.6	6	37	6.2	743	4295	5.8
OPPONENTS	351	1801	5.1	260	1238	4.8	170	902	5.3	12	22	1.8	793	3963	5.0

FIRST DOWN TENDENCIES

TEAM	Rushing			Passing			Overall			Times Gained...			
	Plays	Yds	Avg	Plays	Yds	Avg	Plays	Yds	Avg	10+	5+	0	Neg
SEATTLE	159	732	4.6	177	1276	7.2	336	2008	6.0	149	149	167	66
OPPONENTS	181	645	3.6	170	1156	6.8	351	1801	5.1	138	146	182	66

THIRD DOWN EFFICIENCY

TEAM	3rd Down Situation										TOTAL	PCT
	1	2	3	4	5	6	7	8	9	10+		
SEATTLE	11 / 16	5 / 10	5 / 14	6 / 15	2 / 12	8 / 15	3 / 6	2 / 6	2 / 5	11 / 52	55 / 151	36.4%
OPPONENTS	17 / 23	12 / 16	6 / 8	5 / 13	8 / 16	5 / 13	3 / 15	3 / 8	1 / 4	12 / 53	72 / 169	42.6%

INSIDE THE 20

	NO	TD	FG	FGA	Int	Fmb	Down	Game	Half	Points
SEATTLE	41	20	18	20	0	0	1	0	0	190
OPPONENTS	33	16	9	11	1	0	5	0	0	141

GOAL-TO-GO

	NO	TD	FG	FGA	Int	Fmb	Down	Game	Half	Points
SEATTLE	22	12	8	10	0	0	0	0	0	105
OPPONENTS	20	12	5	7	0	0	1	0	0	100

TAKEAWAYS / GIVEAWAYS

	NO	Resulting in...	TD	FG	FGA	Saf	Int	Fmb	Punt	Down	Gm	Half	Points
TAKEAWAYS	16		5	4	4	0	2	1	2	0	1	1	46
	NO	Resulting in...	TD	FG	FGA	Saf	Int	Fmb	Punt	Down	Gm	Half	Points
GIVEAWAYS	10		3	2	3	0	1	0	0	0	2	1	28

KICKOFF ANALYSIS

	Total	Return	Touchback	Squib	Onside	Out-of-Bounds	FC	Avg Opp Start
S. Hauschka	65	18	47	1	0	0	0	25.2
TOTAL	65	18	47	1	0	0	0	25.2
OPPONENTS	49	23	23	1	2	1	0	26.2

Takeaways/Giveaways

Date	Opponent	Takeaways		Giveaways		+/-
		Fumbles	Interceptions	Fumbles	Interceptions	
9/11	Miami	0	0	1	1	- 2
9/18	at L.A. Rams	0	0	1	0	- 1
9/25	San Francisco	0	1	1	1	- 1
10/2	at N.Y. Jets	0	3	0	0	3
10/16	Atlanta	1	1	0	0	2
10/23	at Arizona	0	0	0	0	0
10/30	at New Orleans	1	0	0	1	0
11/7	Buffalo	0	1	0	0	1
11/13	at New England	1	1	0	0	2
11/20	Philadelphia	0	2	0	0	2
11/27	at Tampa Bay	1	1	1	2	- 1
12/4	Carolina	1	1	0	1	1
12/11	at Green Bay					
12/15	L.A. Rams					
12/24	Arizona					
1/1	at San Francisco					
Totals		5	11	4	6	6

Longest Plays

Passes 20+ Yards <i>(Top 5 in bold)</i>		TOP 5	Runs 10+ Yards <i>(Top 5 in bold)</i>	
9/11 Miami		Passes	9/11 Miami	
Russell Wilson to Jermaine Kearse	24	59	Christine Michael	12
Russell Wilson to Doug Baldwin	22	53	Christine Michael	11
		50		
9/18 at Los Angeles		44	9/18 at Los Angeles	
Russell Wilson to Tyler Lockett	53	43	Christine Michael	16
Russell Wilson to Tyler Lockett	35		Christine Michael	12
			Christine Michael	11
9/25 San Francisco		Runs	Christine Michael	10
Russell Wilson to Doug Baldwin	59	72t	9/25 San Francisco	
Russell Wilson to Jimmy Graham	40	41t	Christine Michael	41t
Russell Wilson to Doug Baldwin	34	21	Christine Michael	12
Trevone Boykin to Doug Baldwin	23	18		
		16	10/2 at New York Jets	
10/2 at New York Jets			C.J. Spiller	13
Russell Wilson to Tanner McEvoy	42t		Christine Michael	10
Russell Wilson to Doug Baldwin	38			
Russell Wilson to Jimmy Graham	27		10/16 Atlanta	
Russell Wilson to Paul Richardson	27		Christine Michael	21
Russell Wilson to Jimmy Graham	24			
Russell Wilson to Jimmy Graham	20		10/23 at Arizona	
			Christine Michael	10
10/16 Atlanta			10/30 at New Orleans	
Russell Wilson to Jimmy Graham	25		Christine Michael	10
Russell Wilson to C.J. Spiller	24			
			11/7 Buffalo	
10/23 at Arizona			Tyler Lockett	13
Russell Wilson to Jermaine Kearse	31			
Russell Wilson to Doug Baldwin	27		11/13 at New England	
			C.J. Prosise	10
10/30 at New Orleans			11/20 Philadelphia	
Tanner McEvoy to C.J. Prosise	43		C.J. Prosise	72t
Russell Wilson to Doug Baldwin	27		Thomas Rawls	18
Russell Wilson to Paul Richardson	23			
Russell Wilson to Jermaine Kearse	23		11/27 at Tampa Bay	
			Russell Wilson	17
11/7 Buffalo			Russell Wilson	13
Russell Wilson to Doug Baldwin	50		Russell Wilson	13
Russell Wilson to Jermaine Kearse	20		Russell Wilson	11
11/13 at New England			12/4 Carolina	
Russell Wilson to Paul Richardson	39		Tyler Lockett	75t
Russell Wilson to C.J. Prosise	38		Thomas Rawls	45t
Russell Wilson to Tyler Lockett	36		Russell Wilson	18
Russell Wilson to Tyler Lockett	24		Troymaine Pope	18
Russell Wilson to Jermaine Kearse	20		Thomas Rawls	13
			Thomas Rawls	12
11/20 Philadelphia			Thomas Rawls	12
Russell Wilson to Doug Baldwin	44			
Russell Wilson to Jimmy Graham	35t			
Russell Wilson to Doug Baldwin	34			
Russell Wilson to Tyler Lockett	30			
Russell Wilson to Thomas Rawls	20			

Passes 20+ continued...**Runs 10+ continued...****11/27 at Tampa Bay**

Russell Wilson to Jimmy Graham 21

12/4 Carolina

Russell Wilson to Tyler Lockett 40

Trevone Boykin to Jermaine Kearse 31

Russell Wilson to Doug Baldwin 29

Russell Wilson to Nick Vannett 21

Russell Wilson to Doug Baldwin 20



56

CLIFF AVRIL

DEFENSIVE END

Height 6-3
 Weight 260
 College Purdue
 Seasons NFL 9th, Seahawks 4th
 Born April 8, 1986
 Hometown Green Cove Springs, Fla.

AVRIL'S NFL RECORD

Club	G/S	Tackles			Sacks		Interceptions								
		Tkl	So	Ast	QB	Yds	No	Yds	Avg	LG	TD	PD	FF	FR	Yds
2008 Detroit	15/4	22	17	5	5.0	30.0	0	0	0.0	0	0	0	4	1	10
2009 Detroit	13/11	40	26	14	5.5	37.5	0	0	0.0	0	0	3	3	0	0
2010 Detroit	13/13	31	22	9	8.5	61.0	0	0	0.0	0	0	5	1	1	10
2011 Detroit	16/16	36	29	7	11.0	92.0	1	4	4.0	4t	1	4	6	3	24
2012 Detroit	16/16	34	27	7	9.5	67.0	0	0	0.0	0	0	1	2	0	0
2013 Seattle	15/2	20	14	6	8.0	43.5	0	0	0.0	0	0	4	5	1	0
2014 Seattle	16/16	23	16	7	5.0	28.5	0	0	0.0	0	0	1	1	1	0
2015 Seattle	16/16	47	31	16	9.0	64.0	0	0	0.0	0	0	7	2	0	0
2016 Seattle	12/12	32	17	15	10.0	73.0	0	0	0.0	0	0	3	4	0	0
NFL TOTALS	132/106	285	199	86	71.5	499.5	1	4	4.0	4t	1	28	28	7	44

POSTSEASON

Club	G/S	Tackles			Sacks		Interceptions								
		Tkl	So	Ast	QB	Yds	No	Yds	Avg	LG	TD	PD	FF	FR	Yds
2011 Detroit	1/1	2	1	1	0.5	3.0	0	0	0.0	0	0	0	0	0	0
2013 Seattle	3/1	5	4	1	1.5	10.0	0	0	0.0	0	0	3	2	0	0
2014 Seattle	3/3	7	5	2	2.0	15.0	0	0	0.0	0	0	0	0	0	0
2015 Seattle	2/2	8	7	1	1.0	6.0	0	0	0.0	0	0	0	0	0	0
NFL TOTALS	9/7	22	17	5	5.0	34.0	0	0	0.0	0	0	3	2	0	0

AVRIL'S SINGLE-GAME HIGHS

Tackles: 8, vs. Minnesota (12/12/11) **FF:** 2, at Denver (10/30/11)
Sacks: 3.0, vs. Chicago (12/5/10) **FR:** 1, 7 Times, Last at Carolina (10/26/14)
INT: 1, vs. San Diego (12/24/11) **FR TD:** 1, at Denver (10/30/11)
INT TD: 1, vs. San Diego (12/24/11)

ADDITIONAL STATS


Special Teams Tackles: 2008 (1), 2009 (1), 2010 (1); **Career:** (3).

AVRIL'S 2016 SEASON

Earned NFL Defensive Player of the Month for October. **at NYJ (10/2):** Registered a sack and FF late in the fourth quarter. Unfortunately, the fumble was recovered by the Jets and advanced 42 yards for a TD. **Atl (10/16):** Recorded 2.0 sacks, including a forced fumble at the Falcons' 9-yard line that led to a Seahawks TD on the very next play. Had two of the Seahawks 13 total QB hits. **at Ariz (10/23):** Posted 2.5 sacks, six QB hits (matching his season total) and two passes defended. **at NO (10/30):** Had a sack in fourth-straight game and forced a Mark Ingram fumble that Earl Thomas recovered and returned 34 yards for a TD. **Buf (11/7):** Had third multi-sack performance in last four games.

AVRIL'S 2016 GAME-BY-GAME

Game	G/S	T	S	A	QB	Yds.	QH	Int.	Yds.	PD	FF	FR	Yds.
Miami (9/11)	1/1	2	2	0	1.0	8.0	2	0	0	0	0	0	0
at LA (9/18)	1/1	1	0	1	0.0	0.0	0	0	0	0	0	0	0
SF (9/25)	1/1	3	0	3	0.0	0.0	0	0	0	0	0	0	0
at NYJ (10/2)	1/1	4	2	2	1.0	0.0	2	0	0	0	1	0	0
Atl (10/16)	1/1	4	2	2	2.0	12.0	2	0	0	0	1	0	0
at Ariz (10/23)	1/1	4	3	1	2.5	20.5	6	0	0	2	0	0	0
at NO (10/30)	1/1	4	3	1	1.0	8.0	1	0	0	1	1	0	0
Buf (11/7)	1/1	3	1	2	1.5	10.5	3	0	0	0	0	0	0
at NE (11/13)	1/1	1	0	1	0.0	0.0	0	0	0	0	0	0	0
Phil (11/20)	1/1	2	2	0	1.0	14.0	4	0	0	0	1	0	0
at TB (11/27)	1/1	3	2	1	0.0	0.0	2	0	0	0	0	0	0
Car (12/4)	1/1	1	0	1	0.0	0.0	0	0	0	0	0	0	0
Totals	12/12	32	17	15	10.0	73.0	22	0	0	3	4	0	0



89

DOUG BALDWIN

WIDE RECEIVER

Height 5-10
Weight 192
College Stanford
Seasons NFL 6th, Seahawks 6th
Born September 21, 1988
Hometown Gulf Breeze, Fla.

BALDWIN'S NFL RECORD

	Club	G/S	Receiving				Att	Rushing				
			No	Yds	Avg	LG		TD	Yds	Avg	LG	TD
2011	Seattle	16/1	51	788	15.5	55t	4	1	-2	-2.0	-2	0
2012	Seattle	14/4	29	366	12.6	50	3	0	0	0.0	0	0
2013	Seattle	16/9	50	778	15.6	52	5	2	6	3.0	0	0
2014	Seattle	16/16	66	825	12.5	49	3	1	8	8.0	8	0
2015	Seattle	16/16	78	1,069	13.7	80t	14	0	0	0.0	0	0
2016	Seattle	12/11	68	832	12.2	59	5	1	-4	-4.0	-4	0
NFL TOTALS		90/57	342	4,658	13.6	80t	34	5	8	1.6	8	0

POSTSEASON

	Club	G/S	Receiving				Att	Rushing				
			No	Yds	Avg	LG		TD	Yds	Avg	LG	TD
2012	Seattle	2/0	3	45	15.0	33	0	0	0	0.0	0	0
2013	Seattle	3/2	13	202	15.5	51	1	0	0	0.0	0	0
2014	Seattle	3/3	10	147	14.7	35	2	1	0	0.0	0	0
2015	Seattle	2/2	13	124	9.5	22	1	0	0	0.0	0	0
NFL TOTALS		10/7	39	518	13.3	51	4	0	0	0.0	0	0

BALDWIN'S SINGLE-GAME HIGHS

Most Receptions: 9, vs. Miami (9/11/16) **Most Receiving Yards:** 164, vs. San Fran (9/25/16)
Longest Reception: 80t, vs. Pittsburgh (11/29/15) **Most TDs:** 3, 3Times, Last at New England (11/13/16)

ADDITIONAL STATS

Passing: 2016 (1-1, 15 yard TD).
Special Teams: **2011:** Blocked punt (1 vs. St. Louis 12/12/11); Kickoff returns (1 for 37 yards vs. St. Louis 12/12/11). **2012:** Tackles 1. Kickoff returns (1 for 3 yards at Carolina 10/7/12). **2013:** Kickoff returns (2 for 57 yards - long 37 - vs. Arizona 12/22/13). **2014:** Kickoff returns (5 for 81 yards - 16.2 avg. - 24 long); Punt returns (6 for 42 yards - 7.0 avg. - 38 long); Blocked punt (1 vs. Dallas 10/12/14).
Postseason Special Teams: **2014:** Tackles 1. Kickoff returns (3 for 58 yards - 19.3 avg. - 28 long).

BALDWIN'S 2016 SEASON

Mia (9/11): Led Seattle with 92 yards on a career-best nine receptions, including the go-ahead TD with :31 remaining. TD was a 2-yard pass from Russell Wilson. **SF (9/25):** Led team with a career-high 164 receiving yards and also led team with eight receptions. Had a 16-yard TD reception from Trevone Boykin. **at Ariz (10/23):** Led team with six receptions and 69 yards, including two for 33 yards in overtime. **at NE (11/13):** Totaled three TD receptions for the third time of career hauling in six receptions for 59 yards. **Phi (11/20):** Totaled 104 receiving yards and also completed first-career pass attempt for a 15-yard TD to Russell Wilson on an end-around pass.

BALDWIN'S GAME-BY-GAME RECEIVING

2011	Opponent	No	Yds	Avg	LG	TD	2012	Opponent	No	Yds	Avg	LG	TD
9/11	at San Francisco	4	83	20.8	55t	1	9/9	at Arizona	2	5	2.5	4	0
9/18	at Pittsburgh	1	4	4.0	4	0	9/16	Dallas	1	8	8.0	8	0
9/25	Arizona	2	23	11.5	20	0	9/24	GB	Inactive (shoulder)				
10/2	Atlanta	5	84	16.8	30	0	9/30	at St. Louis	1	10	10.0	10	0
10/9	at NY Giants	8	136	17.0	27t	1	10/7	at Carolina	3	37	12.3	19	0
10/23	at Cleveland	0	0	0.0	0	0	10/14	New England	2	74	37.0	50	1
10/20	Cincinnati	5	73	14.6	31	0	10/18	at San Francisco	2	15	7.5	8	0
11/6	at Dallas	3	31	10.3	25	0	10/28	at Detroit	Inactive (ankle)				
11/13	Baltimore	1	50	50.0	50	0	11/4	Minnesota	1	6	6.0	6	0
11/20	at St. Louis	3	60	20.0	35	0	11/11	N.Y. Jets	3	42	14.0	18	0
11/27	Washington	5	60	12.0	24	0	11/25	at Miami	1	14	14.0	14	0
12/1	Philadelphia	1	21	21.0	21	0	12/2	at Chicago	4	46	11.5	20	0
12/12	St. Louis	7	93	13.3	29t	1	12/9	Arizona	2	29	14.5	27	0
12/18	at Chicago	1	13	13.0	13	0	12/16	at Buffalo	1	8	8.0	8	0
12/24	San Francisco	2	17	8.5	13t	1	12/23	San Francisco	4	53	13.3	43	2
1/1/12	at Arizona	3	40	13.3	21	0	12/30	St. Louis	2	19	9.5	12	0
TOTALS (16/1)		51	788	15.5	55t	4	TOTALS (14/4)		29	366	12.6	50	3
							1/6	at Washington	2	39	19.5	33	0
							1/13	at Atlanta	1	6	6.0	6	0
							PLAYOFF TOTALS (2/0)		3	45	15.0	33	0

2013	Opponent	No	Yds	Avg	LG	TD	2014	Opponent	No	Yds	Avg	LG	TD
9/8	at Carolina	7	91	13.0	25	0	9/4	Green Bay	3	14	4.7	6	0
9/15	San Francisco	1	51	51.0	51	0	9/14	at San Diego	3	35	11.7	16	0
9/22	Jacksonville	1	35	35.0	35t	1	9/21	Denver	4	56	14.0	16	0
9/29	at Houston	3	39	13.0	24	0	10/6	at Washington	4	50	12.5	20	0
10/6	at Indianapolis	5	80	16.0	27	0	10/12	Dallas	2	32	16.0	20	0
10/13	Tennessee	4	48	12.0	28	0	10/19	at St. Louis	7	123	17.6	49	1
10/17	at Arizona	1	16	16.0	16	0	10/26	at Carolina	6	61	10.2	18	0
10/28	at St. Louis	1	12	12.0	12	0	11/2	Oakland	5	38	7.6	20	0
11/3	Tampa Bay	6	75	12.5	28	1	11/9	N.Y. Giants	4	31	7.8	14	0
11/10	at Atlanta	5	76	15.2	30	0	11/16	at Kansas City	6	45	7.5	23	1
11/17	Minnesota	2	63	31.5	44	1	11/23	Arizona	2	6	3.0	3	0
12/2	New Orleans	4	77	19.3	52	1	11/27	at San Francisco	2	28	14.0	24	0
12/8	at San Francisco	3	36	12.0	14	0	12/7	at Philadelphia	5	97	19.4	25	1
12/15	at N.Y. Giants	6	71	11.8	25	1	12/14	San Francisco	3	53	17.7	35	0
12/22	Arizona	1	8	8.0	8	0	12/21	at Arizona	7	113	16.1	49	0
12/29	St. Louis	0	0	0.0	0	0	12/28	St. Louis	3	43	14.3	38	0
TOTALS (16/9)		50	778	15.6	52	5	TOTALS (16/16)		66	825	12.5	49	3
1/11	New Orleans	2	30	15.0	24	0	1/10	Carolina	3	38	12.7	16t	1
1/19	San Francisco	6	106	17.7	51	0	1/18	Green Bay	6	106	17.7	35	0
2/2	Denver	5	66	13.2	37	1	2/1	New England	1	3	3.0	3t	1
PLAYOFF TOTALS (3/2)		13	202	15.5	51	1	PLAYOFF TOTALS (3/3)		10	147	14.7	35	2

2015	Opponent	No	Yds	Avg	LG	TD	2016	Opponent	No	Yds	Avg	LG	TD
9/13	at St. Louis	7	35	5.0	8	0	9/11	Miami	9	92	10.2	22	1
9/20	at Green Bay	7	92	13.1	32	1	9/18	at L.A.	3	20	6.7	8	0
9/27	Chicago	3	35	11.7	22	0	9/25	San Francisco	8	164	20.5	59	1
10/5	Detroit	3	36	12.0	24t	1	10/2	at N.Y. Jets	4	54	13.5	38	0
10/11	at Cincinnati	3	70	23.3	46	0	10/16	Atlanta	4	31	7.8	11	0
10/18	Carolina	3	23	7.7	14	0	10/23	at Arizona	6	69	11.5	27	0
10/22	at San Francisco	2	19	9.5	15	0	10/30	at New Orleans	4	51	12.8	27	0
11/1	at Dallas	3	35	11.7	15	0	11/7	Buffalo	6	89	14.8	50	0
11/15	Arizona	7	134	19.1	33	1	11/13	at New England	6	59	9.8	18t	3
11/22	San Francisco	6	60	10.0	21	0	11/20	Philadelphia	4	104	26.0	44	0
11/29	Pittsburgh	6	145	24.2	80t	3	11/27	at Tampa Bay	7	34	4.9	12	0
12/6	at Minnesota	5	94	18.8	53t	2	12/4	Carolina	7	65	9.3	29	0
12/13	at Baltimore	6	82	13.7	22t	3	TOTALS (12/11)		68	832	12.2	59	5
12/20	Cleveland	4	45	11.3	27	2							
12/27	St. Louis	8	118	14.8	28	1							
1/3	at Arizona	5	46	9.2	15	0							
TOTALS (16/16)		78	1,069	13.7	80t	14							
1/10	at Minnesota	5	42	8.4	22	1							
1/17	at Carolina	8	82	10.3	20	0							
PLAYOFF TOTALS (2/2)		13	124	9.5	22	1							



72

MICHAEL BENNETT

DEFENSIVE END

Height 6-4
Weight 274
College Texas A&M
Seasons NFL 8th, Seahawks 4th
Born November 13, 1985
Hometown Alief, Texas

BENNETT'S NFL RECORD

Club	G/S	Tackles			Sacks		Interceptions									
		Tkl	So	Ast	QB	Yds	No	Yds	Avg	LG	TD	PD	FF	FR	Yds	
2009 Tampa Bay	7/0	5	4	1	1.0	5.0	0	0	0.0	0	0	0	0	0	0	0
2010 Tampa Bay	13/2	21	14	7	1.0	2.0	0	0	0.0	0	0	0	0	0	0	0
2011 Tampa Bay	14/10	47	32	15	4.0	25.0	0	0	0.0	0	0	0	1	2	0	0
2012 Tampa Bay	16/16	41	34	7	9.0	57.0	0	0	0.0	0	0	2	3	0	0	0
2013 Seattle	16/3	31	17	14	8.5	59.5	0	0	0.0	0	0	0	1	1	22	0
2014 Seattle	16/16	39	27	12	7.0	38.0	0	0	0.0	0	0	0	1	0	0	0
2015 Seattle	16/16	52	33	19	10.0	61.0	0	0	0.0	0	0	0	2	0	0	0
2016 Seattle	7/7	25	16	9	3.0	22.0	0	0	0.0	0	0	0	0	0	0	0
NFL TOTALS	105/70	261	177	84	43.5	269.5	0	0	0.0	0	0	2	8	3	22	0

POSTSEASON

Club	G/S	Tackles			Sacks		Interceptions									
		Tkl	So	Ast	QB	Yds	No	Yds	Avg	LG	TD	PD	FF	FR	Yds	
2013 Seattle	3/1	11	6	5	1.5	4.0	0	0	0.0	0	0	0	2	2	17	0
2014 Seattle	3/3	9	5	4	0.0	0.0	0	0	0.0	0	0	0	0	0	0	0
2015 Seattle	2/2	10	7	3	0.0	0.0	0	0	0.0	0	0	2	1	0	0	0
NFL TOTALS	8/7	30	18	12	1.5	4.0	0	0	0.0	0	0	2	3	2	17	0

BENNETT'S SINGLE-GAME HIGHS

Tackles: 6, 2 Times, Last vs. Miami (9/11/16) **FF:** 1, 8 Times, Last vs. Cleveland (12/20/15)
Sacks: 3.5, at San Francisco (10/22/15) **FR:** 1, 3 Times, Last vs. New Orleans (12/2/13)
TDs: 1, 22 yd FR vs. New Orleans (12/2/13)

BENNETT'S 2016 SEASON

Mia (9/11): Tied a career high with six tackles, including a sack. **at LA (9/18):** Had four tackles, including a sack in consecutive games. **Atl (10/16):** Posted five tackles (3 solo) and led team with 5 QB hits before leaving in the third quarter with an injured knee. **at NO (10/30):** Inactive (knee). **Buf (11/7):** Inactive (knee). **at NE (11/13):** Inactive (knee). **Phi (11/20):** Inactive (knee). **at TB (11/27):** Inactive (knee). **Car (12/4):** Returned to action for first time following knee surgery and assisted on one tackle.

BENNETT'S 2016 GAME-BY-GAME

Game	G/S	T	S	A	QB	Yds.	QH	Int.	Yds.	PD	FF	FR	Yds.
Miami (9/11)	1/1	6	2	4	1.0	9.0	3	0	0	0	0	0	0
at LA (9/18)	1/1	4	4	0	1.0	9.0	2	0	0	0	0	0	0
SF (9/25)	1/1	3	2	1	0.0	0.0	1	0	0	0	0	0	0
at NYJ (10/2)	1/1	3	3	0	1.0	4.0	2	0	0	0	0	0	0
Atl (10/16)	1/1	5	3	2	0.0	0.0	5	0	0	0	0	0	0
at Ariz (10/23)	1/1	3	2	1	0.0	0.0	0	0	0	0	0	0	0
at NO (10/30)													
Buf (11/7)													
at NE (11/13)													
Phi (11/20)													
at TB (11/27)													
Car (12/4)	1/1	1	0	1	0.0	0.0	0	0	0	0	0	0	0
Totals	7/7	25	16	9	3.0	22.0	13	0	0	0	0	0	0



2

TREVONE BOYKIN

QUARTERBACK

Height	6-0
Weight	213
College	TCU
Seasons	Rookie
Born	August 22, 1993
Hometown	Dallas, Texas

BOYKIN'S 2016 SEASON


Mia (9/11): Active, but did not play. **at LA (9/18):** Active, but did not play. **SF (9/25):** Saw first-career action after Russell Wilson injured his knee mid-third quarter. Also passed first-career TD to Doug Baldwin. **at Ariz (10/23):** Did not play. **at NYJ (10/2):** Did not play. **Atl (10/16):** Did not play. **at NO (10/30):** Did not play. **Buf (11/7):** Did not play. **at NE (11/13):** Did not play. **Phi (11/20):** Saw action at RB for two plays. **at TB (11/27):** Did not play. **Car (12/4):** Saw action in the fourth quarter and completed 2-of-3 passes for 38 yards.

BOYKIN'S GAME-BY-GAME

		PASSING									
Date	Opponent	P/S	Att	Com	Yds	Pct	TD	Int	LG	Sacked	W/L Rating
Games 1-2			Did Not Play								
09/25	San Francisco	1/0	9	7	65	77.8	1	1	23	0/0	94.2
Games 4-9			Did Not Play								
11/20	Philadelphia	1/0	0	0	0	0.0	0	0	0	0/0	
11/27	at Tampa Bay	Did Not Play									
12/4	Carolina	1/0	3	2	38	66.7	0	0	31	0/0	109.7
TOTALS		(3/0)	12	9	65	75.0	1	1	31	0/0	93.4

W/L record reflects games started only

		RUSHING						
Date	Opponent	P/S	Att	Yds	Avg	LG	TD	
Games 1-2			Did Not Play					
09/25	San Francisco	1/0	2	-2	-1.0	0	0	
Games 4-9			Did Not Play					
11/20	Philadelphia	1/0	1	-5	-5.0	-5	0	
11/27	at Tampa Bay	Did Not Play						
12/4	Carolina	1/0	1	1	1.0	1	0	
TOTALS		(3/0)	4	-6	-1.5	1	0	



68

JUSTIN BRITT

CENTER


Height	6-6
Weight	315
College	Missouri
Seasons	NFL 3rd, Seahawks 3rd
Born	May 29, 1991
Hometown	Lebanon, Missouri

BRITT'S 2016 SEASON

Mia (9/11): Made first-career start at center. **at NO (10/30):** Missed two plays on the game's final drive after suffering a shoulder injury, but returned. **Buf (11/7):** Started at center. **at NE (11/13):** Started at center. **Phi (11/20):** Started at center. **at TB (11/27):** Active, but did not play for first time of career due to an injured ankle. **Car (12/4):** Returned to start and helped lead team to season highs with 534 total yards, including a season-best 240 rushing yards.

BRITT'S NFL RECORD

Year	Team	—	GP/GS	Postseason
2014	Seattle	—	16/16	2/2
2015	Seattle	—	16/16	2/2
2016	Seattle	—	11/11	
NFL TOTALS			—	43/43



31

KAM CHANCELLOR

SAFETY

Height 6-3
Weight 225
College Virginia Tech
Seasons NFL 7th, Seahawks 7th
Born April 3, 1988
Hometown Norfolk, Virginia

CHANCELLOR'S NFL RECORD

Club	G/S	Tackles			Sacks		Interceptions								
		Tkl	So	Ast	QB	Yds	No	Yds	Avg	LG	TD	PD	FF	FR	Yds
2010 Seattle	16/0	12	10	2	1.0	3.0	0	0	0.0	0	0	1	0	0	0
2011 Seattle	15/15	94	73	21	1.0	10.0	4	27	6.7	9	0	13	1	1	0
2012 Seattle	16/16	94	71	23	0.0	0.0	0	0	0.0	0	0	5	1	1	0
2013 Seattle	16/16	93	61	32	0.0	0.0	3	78	26.0	32	0	6	1	0	0
2014 Seattle	14/14	76	58	18	0.0	0.0	1	52	52.0	52	0	6	1	0	0
2015 Seattle	11/11	74	44	30	0.0	0.0	2	6	3.0	6	0	4	1	0	0
2016 Seattle	8/8	56	32	24	0.0	0.0	2	5	2.5	5	0	7	1	0	0
NFL TOTALS	96/80	499	349	150	2.0	13.0	12	168	14.0	52	0	42	6	2	0

POSTSEASON

Club	G/S	Tackles			Sacks		Interceptions								
		Tkl	So	Ast	QB	Yds	No	Yds	Avg	LG	TD	PD	FF	FR	Yds
2010 Seattle	2/0	0	0	0	0.0	0.0	0	0	0.0	0	0	0	0	0	0
2012 Seattle	2/2	9	4	5	0.0	0.0	0	0	0.0	0	0	0	0	0	0
2013 Seattle	3/3	34	14	20	0.0	0.0	2	2	1.0	2	0	6	0	0	0
2014 Seattle	3/3	25	19	6	0.0	0.0	1	90	90.0	90t	1	1	0	0	0
2015 Seattle	2/1	8	4	4	0.0	0.0	0	0	0.0	0	0	1	1	0	0
NFL TOTALS	12/9	76	41	35	0.0	0.0	3	92	30.7	90t	1	8	1	0	0

CHANCELLOR'S SINGLE-GAME HIGHS

Tackles: 19* vs. Arizona (11/15/15) **FF:** 1, 6 Times, Last at New England (11/13/16)
Sacks: 1, 2 Times, Last at Cleveland (10/23/11) **FR:** 1, 2 Times, Last vs. San Francisco (12/23/12)
Interceptions: 1, 12 Times, Last at Tampa Bay (11/27/16)

ADDITIONAL STATS

Special Teams Tackles: 2010 (11, FF), 2011 (3, FF), 2012 (6, FR) 2013 (6), 2014 (2), 2015 (2), 2016 (1);
Career: 31, 2 FF, 1 FR.
Postseason: 2010 (1), 2012 (1), 2014 (1), 2015 (1); **Career: (4).**

* Club Record

CHANCELLOR'S 2016 SEASON

Mia (9/11): Had a key fourth-down tackle when the Dolphins decided to go for it instead of taking a field goal attempt. **SF (9/25):** Led team with eight tackles (5 solo). **Atl (10/16):** Inactive (groin) after suffering injury during the practice week. **at Ariz (10/23):** Inactive (groin). **at NO (10/30):** Inactive (groin). **Buf (11/7):** Inactive (groin). **at NE (11/13):** Returned from groin injury and started. Totaled eight tackles, a pass defended and a forced a fumble that was recovered by Sherman that led to a Seahawks TD in the fourth quarter. **Phi (11/20):** Posted first interception of the season. **at TB (11/27):** Registered eight tackles and second interception in as many games when he picked off a Jameis Winston pass in the end zone late in the fourth quarter.

CHANCELLOR'S 2016 GAME-BY-GAME

Game	G/S	T	S	A	QB	Yds.	QH	Int.	Yds.	PD	FF	FR	Yds.
Miami (9/11)	1/1	7	3	4	0.0	0.0	0	0	0	0	0	0	0
at LA (9/18)	1/1	5	4	1	0.0	0.0	0	0	0	0	0	0	0
SF (9/25)	1/1	8	5	3	0.0	0.0	0	0	0	1	0	0	0
at NYJ (10/2)	1/1	5	2	3	0.0	0.0	0	0	0	1	0	0	0
Atl (10/16)													
at Ariz (10/23)													
at NO (10/30)													
Buf (11/7)													
at NE (11/13)	1/1	8	4	4	0.0	0.0	0	0	0	1	1	0	0
Phi (11/20)	1/1	8	1	7	0.0	0.0	0	1	5	2	0	0	0
at TB (11/27)	1/1	8	7	1	0.0	0.0	0	1	0	1	0	0	0
Car (12/4)	1/1	7	6	1	0.0	0.0	0	0	0	1	0	0	0
Totals	8/8	56	32	24	0.0	0.0	0	2	5	7	1	0	0



55

FRANK CLARK

DEFENSIVE END

Height 6-3
 Weight 260
 College Michigan
 Seasons NFL 2nd, Seahawks 2nd
 Born June 14, 1993
 Hometown Cleveland, Ohio



36

ALEX COLLINS

RUNNING BACK

Height 5-10
 Weight 217
 College Arkansas
 NFL Seasons Rookie
 Born August 26, 1994
 Hometown Ft. Lauderdale, Fla.

CLARK'S NFL RECORD

Club	G/S	Tackles			Sacks		Interceptions				FF	FR	Yds		
		Tkl	So	Ast	QB	Yds	No	Yds	Avg	LG				TD	PD
2015 Seattle	15/0	16	15	1	3.0	16.0	0	0	0.0	0	0	2	1	0	0
2016 Seattle	11/5	36	18	18	7.5	48.0	0	0	0.0	0	0	1	1	0	0
NFL TOTALS	26/5	52	33	19	10.5	64.0	0	0	0.0	0	0	3	2	0	0

POSTSEASON

Club	G/S	Tackles			Sacks		Interceptions				FF	FR	Yds		
		Tkl	So	Ast	QB	Yds	No	Yds	Avg	LG				TD	PD
2015 Seattle	2/0	3	2	1	1.0	10.0	0	0	0.0	0	0	1	0	0	0
NFL TOTALS	2/0	3	2	1	1.0	10.0	0	0	0.0	0	0	1	0	0	0

CLARK'S SINGLE-GAME HIGHS

Tackles: 6, at New Orleans (10/30/16) **FF:** 1, 2 Times, at Arizona (10/23/16)
Sacks: 2, 2 Times, Last at L.A. (9/18/16) **FR:** None
Interceptions: None

CLARK'S 2016 SEASON

Mia (9/11): Set a career high with three tackles, including a sack. **at LA (9/18):** Tied a career high with 2.0 sacks. **Atl (10/16):** Inactive (hamstring) after suffering injury during the practice week. **at Ariz (10/23):** Set career high with five tackles (4 solo) and totaled 1.5 sacks and FF. **at NO (10/30):** Made first-career start at DE in place of Michael Bennett (knee) and set career high for tackles a second consecutive week with six. Also tacked on a sack. **at NE (11/13):** Had five tackles (2 solo), including a third-down sack inside the Seahawks 10-yard line that forced the Patriots to settle for a field goal.

CLARK'S 2016 GAME-BY-GAME

Game	G/S	T	S	A	QB	Yds.	QH	Int.	Yds.	PD	FF	FR	Yds.
Miami (9/11)	1/0	3	1	2	1.0	8.0	1	0	0	0	0	0	0
at L.A. (9/18)	1/0	4	3	1	2.0	11.0	2	0	0	0	0	0	0
SF (9/25)	1/0	2	0	2	0.0	0.0	1	0	0	0	0	0	0
at NYJ (10/2)	1/0	1	1	0	0.0	0.0	2	0	0	1	0	0	0
Atl (10/16)													
at Ariz (10/23)	1/0	5	4	1	1.5	10.5	3	0	0	0	1	0	0
at NO (10/30)	1/1	6	3	3	1.0	5.0	1	0	0	0	0	0	0
Buf (11/7)	1/1	3	0	3	1.0	8.5	3	0	0	0	0	0	0
at NE (11/13)	1/1	5	3	2	1.0	5.0	1	0	0	0	0	0	0
Phi (11/20)	1/1	3	1	2	0.0	0.0	0	0	0	0	0	0	0
at TB (11/27)	1/1	3	2	1	0.0	0.0	1	0	0	0	0	0	0
Car (12/4)	1/0	1	0	1	0.0	0.0	1	0	0	0	0	0	0
Totals	11/5	36	18	18	7.5	48.0	16	0	0	1	1	0	0

COLLINS' 2016 SEASON

Mia (9/11): Inactive. **at LA (9/18):** Saw first action of career. **Atl (10/16):** Recorded first TD of career on a 2-yard side-step and plunge. Also had a key fourth-quarter, third-down reception that led to the Seahawks go-ahead field goal. **at NO (10/30):** Active, but did not play. **Buf (11/7):** Active but did not play. **Phi (11/20):** Inactive. **Car (12/4):** Inactive.

2016	Opponent	-----Rushing-----					-----Receiving-----					Total
		Att	Yds	Avg	LG	TD	Rec	Yds	Avg	LG	TD	
09/11	Miami	Inactive										
09/18	at L.A.	2	0	0.0	0	0	0	0	0.0	0	0	0
09/25	San Francisco	4	12	3.0	4	0	2	19	9.5	10	0	31
10/02	at N.Y. Jets	1	1	1.0	1	0	0	0	0.0	0	0	1
10/16	Atlanta	1	2	2.0	2t	1	1	9	9.0	9	0	11
10/23	at Arizona	1	2	2.0	2	0	0	0	0.0	0	0	2
10/30	at New Orleans	Did Not Play										
11/7	Buffalo	Did Not Play										
11/13	at New England	1	2	2.0	2	0	0	0	0.0	0	0	2
11/20	Philadelphia	Inactive										
11/27	at Tampa Bay	0	0	0.0	0	0	0	0	0.0	0	0	0
12/4	Carolina	Inactive										
TOTALS (7/0)		10	19	1.9	4	1	3	28	9.3	10	0	47



52

BROCK COYLE

LINEBACKER

Height	6-1
Weight	245
College	Montana
Seasons	NFL 3rd, Seahawks 3rd
Born	October 12, 1990
Hometown	Bozeman, Montana



21

DEANDRE ELLIOTT

CORNERBACK

Height	6-1
Weight	189
College	Colorado State
Seasons	Rookie
Born	November 21, 1992
Hometown	Dallas, Texas

COYLE'S NFL RECORD

Club	G/S	Tackles			Sacks		Interceptions									
		Tkl	So	Ast	QB	Yds	No	Yds	Avg	LG	TD	PD	FF	FR	Yds	
2014 Seattle	15/2	6	4	2	0.0	0.0	0	0	0.0	0	0	0	0	0	0	0
2015 Seattle	8/0	3	2	1	0.0	0.0	0	0	0.0	0	0	0	0	0	0	
2016 Seattle	10/3	15	7	8	1.0	1.0	0	0	0.0	0	0	0	0	0	0	
NFL TOTALS	33/5	24	13	11	1.0	1.0	0	0	0.0	0	0	0	0	0	0	

POSTSEASON

Club	G/S	Tackles			Sacks		Interceptions								
		Tkl	So	Ast	QB	Yds	No	Yds	Avg	LG	TD	PD	FF	FR	Yds
2014 Seattle	3/0	0	0	0	0.0	0.0	0	0	0.0	0	0	0	0	0	0
2015 Seattle	2/0	0	0	0	0.0	0.0	0	0	0.0	0	0	0	0	0	
NFL TOTALS	5/0	0	0	0	0.0	0.0	0	0	0.0	0	0	0	0	0	

COYLE'S SINGLE-GAME HIGHS

Tackles: 8 vs. Buffalo (11/7/16)
Sacks: 1.0 vs. Buffalo (11/7/16)
FR: None

FF: None
Interceptions: None

ADDITIONAL STATS

Special Teams Tackles: 2014 (5), 2015 (3), 2016 (1); **Career:** 9.
Postseason Special Teams Tackles: 2014 (2), 2015 (1); **Career:** (3).

COYLE'S 2016 SEASON

at Ariz (10/23): Saw first action at LB in goal line package and had one tackle. **at NO (10/30):** Started at OLB and had one solo stop. **Buf (11/7):** Recorded a career-best eight tackles (4 solo) in second-straight start at OLB and also notched first-career sack. **at TB (11/27):** Inactive (foot). **Car (12/4):** Inactive (foot).

COYLE'S 2016 GAME-BY-GAME

Game	G/S	T	S	A	QB	Yds.	QH	Int.	Yds.	PD	FF	FR	Yds.	
Games 1-5	5/0		Special Teams Only											
at Ariz (10/23)	1/0	1	1	0	0.0	0.0	0	0	0	0	0	0	0	
at NO (10/30)	1/1	1	1	0	0.0	0.0	0	0	0	0	0	0	0	
Buf (11/7)	1/1	8	4	4	1.0	1.0	1	0	0	0	0	0	0	
at NE (11/13)	1/0	3	1	2	0.0	0.0	0	0	0	0	0	0	0	
Phi (11/20)	1/1	2	0	2	0.0	0.0	0	0	0	0	0	0	0	
at TB (11/27)			Inactive (foot)											
Car (12/4)			Inactive (foot)											
Totals	10/3	15	7	8	1.0	1.0	1	0	0	0	0	0	0	

ELLIOTT'S 2016 SEASON

Mia (9/11): Saw action in first-career game on special teams. **at LA (9/18):** Inactive. **SF (9/25):** Saw action on special teams. **Atl (10/16):** Had a special teams tackle. **at Ariz (10/23):** Tied for team lead with two special teams tackles. **at NO (10/30):** Inactive (hamstring). **Buf (11/7):** Inactive (hamstring). **at NE (11/13):** Returned from hamstring injury and had a special teams stop. **Phi (11/20):** Saw first action of the season at CB and made first-career tackle. Also had a special teams stop.

ELLIOTT'S 2016 GAME-BY-GAME

Game	G/S	T	S	A	QB	Yds.	QH	Int.	Yds.	PD	FF	FR	Yds.	
Miami (9/11)	1/0		Special Teams Only											
at L.A. (9/18)			Inactive											
Games 3-6	4/0		Special Teams Only											
at NO (10/30)			Inactive (hamstring)											
Buf (11/7)			Inactive (hamstring)											
at NE (11/13)	1/0		Special Teams Only											
Phi (11/20)	1/0	1	1	0	0.0	0.0	0	0	0	0	0	0	0	
at TB (11/27)	1/0	0	0	0	0.0	0.0	0	0	0	0	0	0	0	
Car (12/4)	1/0	0	0	0	0.0	0.0	0	0	0	0	0	0	0	
Totals	9/0	1	1	0	0.0	0.0	0	0	0	0	0	0	0	

ADDITIONAL STATS

Special Teams Tackles: 2016 (6); **Career:** 6.



74 GEORGE FANT
TACKLE

Height 6-5
Weight 296
College Western Kentucky
Seasons Rookie
Born July 19, 1992
Hometown Bowling Green, Ky.

FANT'S NFL RECORD

Year	Team	GP/GS	Postseason
2016	Seattle	10/6	
NFL TOTALS		10/6	

FANT'S 2016 SEASON

Mia (9/11): Saw action on special teams. **at LA (9/18):** Saw action on special teams. **at NYJ (10/2):** Inactive. **Atl (10/16):** Inactive. **at Ariz (10/23):** Saw first action on offense after replacing Brad Sowell (knee) at left tackle mid-fourth quarter. **at NO (10/30):** Made first-career start in place of Bradley Sowell at left tackle. **Buf (11/7):** Started second-straight game at LT. **at NE (11/13):** Started at LT. **Phi (11/20):** Started at LT. **at TB (11/27):** Started at LT. **Car (12/4):** Helped offense total season highs with 534 total yards and 240 rushing yards.



39 GEORGE FARMER
RUNNING BACK

Height 6-1
Weight 220
College Southern California
Seasons NFL 2nd, Seahawks 2nd
Born July 4, 1993
Hometown Los Angeles, Calif.

FARMER'S NFL RECORD

Club	Team	G/S	Rushing					Receiving					
			Att	Yds	Avg	LG	TD	No	Yds	Avg	LG	TD	
2015	Seattle	Practice Squad											
2016	Seattle	2/0	1	1	1.0	1	0	1	4	4.0	4	0	
NFL TOTALS		2/0	1	1	1.0	1	0	1	4	4.0	4	0	


FARMER'S SINGLE-GAME HIGHS

Rushing	Receiving
Rush Attempts: 1 vs. Carolina	Most Rec.: 1 at Tampa Bay (11/27/16)
Rush Yards: 1 vs. Carolina	Most Rec. Yards: 4 at Tampa Bay (11/27/16)
Longest Rush: 1 vs. Carolina	Longest Reception: 4 at Tampa Bay (11/27/16)
Most Rush TDs: None	Most Rec. TDs: None

FARMER'S 2016 SEASON

Signed to the 53-man roster from the practice squad November 23. **at TB (11/27):** Saw action in first-career game and had a 4-yard reception.

2016	Opponent	-----Rushing-----					-----Receiving-----					Total
		Att	Yds	Avg	LG	TD	Rec	Yds	Avg	LG	TD	
11/27	at Tampa Bay	0	0	0.0	0	0	1	4	4.0	4	0	4
12/4	Carolina	1	1	1.0	1	0	0	0	0.0	0	0	1
TOTALS (2/0)		1	1	1.0	1	0	1	4	4.0	4	0	5



48 **NOLAN FRESE**
LONG SNAPPER

Height 6-2
Weight 233
College Houston
Seasons Rookie
Born July 29, 1992
Hometown Roanoke, Texas

FRESE'S NFL RECORD

Year	Team	GP/GS	Postseason
2016	Seattle	12/0	
NFL TOTALS		12/0	

ADDITIONAL STATS

Special Teams Tackles: 2016 (3, FF); Career: 3, FF.

FRESE'S 2016 SEASON

Mia (9/11): Handled snapping duties. **at LA (9/18):** Handled snapping duties. **SF (9/25):** Handled snapping duties. **at NYJ (10/2):** Handled snapping duties. **Atl (10/16):** Handled snapping duties. **at Ariz (10/23):** Handled snapping duties. **at NO (10/30):** Handled snapping duties. **Buf (11/7):** Handled snapping duties. **at NE (11/13):** Handled snapping duties and had a special teams stop. **Phi (11/20):** Handled snapping duties and had a special teams tackle. **at TB (11/27):** Had a special teams stop and a FF. **Car (12/4):** Handled snapping duties.



79 **GARRY GILLIAM**
TACKLE

Height 6-5
Weight 315
College Penn State
Seasons NFL 3rd, Seahawks 3rd
Born November 26, 1990
Hometown Carlisle, Pa.

GILLIAM'S NFL RECORD

Year	Team	GP/GS	Postseason
2014	Seattle	14/1	2/0
2015	Seattle	16/16	2/2
2016	Seattle	11/11	
NFL TOTALS		41/28	4/2

GILLIAMS' 2016 SEASON

Mia (9/11): Started at RT. **at LA (9/18):** Started at RT. **SF (9/25):** Started at RT. **at NYJ (10/2):** Started at RT. **Atl (10/16):** Started at RT. **at Ariz (10/23):** Started at RT. **at NO (10/30):** Started at RT. **Buf (11/7):** Started at RT. **at NE (11/13):** Started at RT. **Phi (11/20):** Started at RT. **at TB (11/27):** Started at RT but was replaced by Bradley Sowell after the first series. **Car (12/4):** Inactive.



63 **MARK GLOWINSKI**
GUARD


Height 6-4
Weight 310
College West Virginia
Seasons NFL 2nd, Seahawks 2nd
Born May 3, 1992
Hometown Wilkes-Barre, Pa.

GLOWINSKI'S RECORD

Year	Team	GP/GS	Postseason
2015	Seattle	9/1	0/0
2016	Seattle	12/12	
NFL TOTALS		21/13	0/0

GLOWINSKI'S 2016 SEASON

Mia (9/11): Started at LG. at LA (9/18): Started at LG. SF (9/25): Started at LG. at NYJ (10/2): Started at LG. Atl (10/16): Started at LG. at Ariz (10/23): Started at LG. at NO (10/30): Started at LG. Buf (11/7): Started at LG. at NE (11/13): Started at LG. Phi (11/20): Started at LG. at TB (11/27): Started at LG. Car (12/4): Started at LG and helped lead team to season highs with 534 total yards and 240 rushing yards.



97 **MALLICIAH GOODMAN**
DEFENSIVE END

Height 6-4
Weight 276
College Clemson
Seasons NFL 4th, Seahawks 1st
Born January 4, 1990
Hometown Florence, S.C.

GOODMAN'S NFL RECORD

Club	G/S	Tackles			Sacks		Interceptions									
		Tkl	So	Ast	QB	Yds	No	Yds	Avg	LG	TD	PD	FF	FR	Yds	
2013 Atlanta	14/1	12	10	2	0.0	0.0	0	0	0.0	0	0	0	0	0	2	13
2014 Atlanta	16/10	17	7	10	0.0	0.0	0	0	0.0	0	0	1	2	0	0	
2015 Seattle	4/0	3	0	3	0.0	0.0	0	0	0.0	0	0	0	0	0	0	
2016 Seattle	1/0	0	0	0	0.0	0.0	0	0	0.0	0	0	0	0	0	0	
NFL TOTALS	35/11	32	17	15	0.0	0.0	0	0	0.0	0	0	1	2	2	13	

GOODMAN'S SINGLE-GAME HIGHS

Tackles: 3, 2 Times, Last vs. Carolina (12/28/14)

Sacks: None

INT: None

FF: 1, 2 Times, Last at Tampa Bay (11/9/14)


FR: 1, 2 Times, Last vs. Washington (12/15/13)

GOODMAN'S 2016 SEASON

Signed with the Seahawks October 25. Released November 1. at NO (10/30): Saw action in first game for the Seahawks.

GOODMAN'S 2016 GAME-BY-GAME

Game	G/S	T	S	A	QB	Yds.	QH	Int.	Yds.	PD	FF	FR	Yds.
at NO (10/30)	1/0	0	0	0	0.0	0.0	0	0	0	0	0	0	0
Totals	1/0	0	0	0	0.0	0.0	0	0	0	0	0	0	0



88

JIMMY GRAHAM

TIGHT END

Height 6-7
Weight 265
College Miami (Fla.)
Seasons NFL 7th, Seahawks 2nd
Born November 24, 1986
Hometown Goldsboro, N.C.

GRAHAM'S NFL RECORD

Club	G/S	Receiving					Rushing				
		No	Yds	Avg	LG	TD	Att	Yds	Avg	LG	TD
2010 New Orleans	15/5	31	356	11.5	52	5	1	3	3.0	3	0
2011 New Orleans	16/11	99	1,310	13.2	59	11	0	0	0.0	0	0
2012 New Orleans	15/9	85	982	11.6	46	9	0	0	0.0	0	0
2013 New Orleans	16/12	86	1,215	14.1	56t	16	0	0	0.0	0	0
2014 New Orleans	16/13	85	889	10.5	29	10	0	0	0.0	0	0
2015 Seattle	11/11	48	605	12.6	45	2	0	0	0.0	0	0
2016 Seattle	12/11	57	769	13.5	40	5	0	0	0.0	0	0
NFL TOTALS	101/72	491	6,126	12.5	59	58	1	3	3.0	0	0

POSTSEASON

Club	G/S	Receiving					Rushing				
		No	Yds	Avg	LG	TD	Att	Yds	Avg	LG	TD
2011 New Orleans	2/2	12	158	13.2	66t	3	0	0	0.0	0	0
2013 New Orleans	2/1	4	52	13.0	21	0	0	0	0.0	0	0
NFL TOTALS	4/3	16	210	13.1	66t	3	0	0	0.0	0	0

GRAHAM'S SINGLE-GAME HIGHS

Most Receptions: 10, 5 Times, Last vs. SF (11/9/14) **Most Receiving Yards:** 179, at Tampa Bay (9/15/13)
Longest Reception: 59, at Jacksonville (10/2/11) **Most TDs:** 2, 13 Times, Last vs. Buffalo (11/7/16)

ADDITIONAL STATS

Special Teams: 2010: Tackles (1). **Career:** Tackles 1.

GRAHAM'S 2016 SEASON

Mia (9/11): Saw action in first game since a knee injury ended his 2015 season and had an 11-yard reception. **at LA (9/18):** Started in 3-TE set. **SF (9/25):** Had six catches for 100 yards and TD. **at NYJ (10/2):** Led team with six receptions and 113 yards. First time since 2013 with consecutive 100-yard games. **at Ariz (10/23):** Had five receptions for 53 yards, including three for 35 yards in overtime. **Buf (11/7):** Led team with eight receptions and 103 yards and a pair of one-handed TD grabs from 17 and 18 yards. **Phi (11/20):** Had three catches, including a 35-yard TD reception.

2016	Opponent	No	Yds	Avg	LG	TD
09/11	Miami	1	11	11.0	11	0
09/18	at L.A.	3	42	14.0	17	0
09/25	San Francisco	6	100	16.7	40	1
10/02	at N.Y. Jets	6	113	18.8	27	0
10/16	Atlanta	6	89	14.8	25	0
10/23	at Arizona	5	53	10.6	14	0
10/30	at New Orleans	3	34	11.3	15	0
11/7	Buffalo	8	103	12.9	18t	2
11/13	at New England	4	48	12.0	19	0
11/20	Philadelphia	3	46	15.3	35t	1
11/27	at Tampa Bay	6	67	11.2	21	0
12/4	Carolina	6	63	10.5	18	1
TOTALS (12/11)		57	769	13.5	40	5

100-YARD RECEIVING GAMES (16)

Yards	Opponent	Date	Rec.	Avg.	LG	TD
179	Tampa Bay	9/15/13	10	17.9	56t	1
146	Atlanta	11/11/12	7	20.9	46	2
140	Carolina	10/18/15	8	17.5	45	0
135	at Chicago	10/6/13	10	13.5	38	0
134	Arizona	9/22/13	9	14.9	29	2
132	at Jacksonville	10/2/11	10	13.2	59	1
129	at Carolina	10/9/11	8	16.1	30	0
124	at Tampa Bay	10/16/11	7	17.7	43	0
118	at Cleveland	9/16/14	10	11.8	23	2
115	Carolina	12/30/12	9	12.8	27	1
115	at N.Y. Jets	11/3/13	9	12.9	51t	2
113	at N.Y. Jets	10/2/16	6	18.8	27	0
103	Buffalo	11/7/16	8	12.9	18t	2
100	Houston	9/25/11	4	25.0	32	1
100	Miami	9/30/13	4	25.0	43t	2
100	at Atlanta	11/21/13	5	20.0	44t	1
100	San Francisco	9/25/16	6	16.7	40	1

TOP RECEIVING TOTALS BY TE SINCE 2011

Player	Team	Rec.	Yds.	Avg.	TD
1. Jimmy Graham	Seattle	460	5,770	12.5	53
2. Jason Witten	Dallas	455	4,801	10.6	26
3. Greg Olsen	Carolina	409	5,131	12.5	32
4. Rob Gronkowski	New England	363	5,549	15.3	58
5. Antonio Gates	San Diego	349	3,966	11.4	40

GRAHAM'S GAME-BY-GAME RECEIVING

2010	Opponent	No	Yds	Avg	LG	TD	2011	Opponent	No	Yds	Avg	LG	TD	
9/9	Minnesota	Did Not Play						9/8	at Green Bay	4	56	14.0	21	1
9/20	at San Francisco	0	0	0.0	0	0	9/18	Chicago	6	79	13.2	31	0	
9/26	Atlanta	0	0	0.0	0	0	9/25	Houston	4	100	25.0	32	1	
10/3	Carolina	0	0	0.0	0	0	10/2	at Jacksonville	10	132	13.2	59	1	
10/10	at Arizona	0	0	0.0	0	0	10/9	at Carolina	8	129	16.1	30	0	
10/17	at Tampa Bay	1	11	11.0	11	0	10/16	at Tampa Bay	7	124	17.7	43	0	
10/24	Cleveland	4	38	9.5	14	0	10/23	Indianapolis	6	54	9.0	16	2	
10/31	Pittsburgh	0	0	0.0	0	0	10/30	at St. Louis	4	39	9.8	13	0	
11/7	at Carolina	3	49	16.3	19t	1	11/6	Tampa Bay	6	78	13.0	23	0	
11/21	Seattle	5	72	14.4	27	0	11/13	at Atlanta	7	82	11.7	29	1	
11/25	at Dallas	3	23	7.7	14	0	11/28	N.Y. Giants	5	84	16.8	29t	2	
12/5	at Cincinnati	3	72	24.0	52	0	12/4	Detroit	8	89	11.1	16	0	
12/12	St. Louis	1	21	21.0	21	0	12/11	at Tennessee	5	55	11.0	33	0	
12/19	at Baltimore	5	29	5.8	18t	2	12/18	at Minnesota	7	70	10.0	18	1	
12/27	at Atlanta	4	26	6.5	10	1	12/26	Atlanta	4	42	10.5	17	1	
1/2/11	Tampa Bay	2	15	7.5	11	1	1/1/12	Carolina	8	97	12.1	29	1	
TOTALS (15/5)		31	356	11.5	52	5	TOTALS (16/11)		99	1310	13.2	59	11	
							1/7	Detroit	7	55	7.9	14	1	
							1/14	at San Francisco	5	103	20.6	66t	2	
							PLAYOFF TOTALS (2/2)		12	158	13.2	66t	3	

GRAHAM'S GAME-BY-GAME RECEIVING CONT.

2012	Opponent	No	Yds	Avg	LG	TD	2013	Opponent	No	Yds	Avg	LG	TD
9/9	Washington	6	85	14.2	23	1	9/8	Atlanta	4	45	11.3	21	1
9/16	at Carolina	7	71	10.1	17	1	9/15	at Tampa Bay	10	179	17.9	56t	1
9/23	Kansas City	4	16	4.0	7	1	9/22	Arizona	9	134	14.9	29	2
9/30	at Green Bay	7	76	10.9	24	0	9/30	Miami	4	100	25.0	43t	2
10/7	San Diego	1	4	4.0	4	0	10/6	at Chicago	10	135	13.5	38	0
10/21	at Tampa Bay	Inactive (ankle)					10/13	at New England	0	0	0.0	0	0
10/28	at Denver	5	63	12.6	20	1	10/27	Buffalo	3	37	12.3	15t	2
11/5	Philadelphia	8	72	9.0	17	1	11/3	at N.Y. Jets	9	116	12.9	51t	2
11/11	Atlanta	7	146	20.9	46	2	11/10	Dallas	5	59	11.8	26	0
11/18	at Oakland	6	29	4.8	10	1	11/17	San Francisco	6	41	6.8	13	0
11/25	San Francisco	4	33	8.3	12	0	11/21	at Atlanta	5	100	20.0	44t	1
11/29	at Atlanta	4	59	14.8	25	0	12/2	at Seattle	3	42	14.0	20	1
12/9	at N.Y. Giants	5	56	11.2	27	0	12/8	Carolina	6	58	9.7	22	2
12/16	Tampa Bay	5	69	13.8	24	0	12/15	at St. Louis	2	25	12.5	13	0
12/23	at Dallas	7	88	12.6	26	0	12/22	at Carolina	5	73	14.6	46	1
12/30	Carolina	9	115	12.8	27	1	12/29	Tampa Bay	5	71	14.2	33	1
TOTALS (15/9)		85	982	11.6	46	9	TOTALS (16/12)		86	1215	14.1	56t	16
							1/4	at Philadelphia	3	44	14.7	21	0
							1/8	at Seattle	1	8	8.0	8	0
							PLAYOFF TOTALS (2/1)		4	52	13.0	21	0

2014	Opponent	No	Yds	Avg	LG	TD	2015	Opponent	No	Yds	Avg	LG	TD
9/7	at Atlanta	8	82	10.3	17	0	9/13	at St. Louis	6	51	8.5	19	1
9/14	at Cleveland	10	118	11.8	23	2	9/20	at Green Bay	1	11	11.0	11	0
9/21	Minnesota	6	54	9.0	15	0	9/27	Chicago	7	83	11.9	30t	1
9/28	at Dallas	8	86	10.8	17	1	10/5	Detroit	4	29	7.3	13	0
10/5	Tampa Bay	2	36	18.0	23	0	10/11	at Cincinnati	3	30	10.0	22	0
10/19	at Detroit	0	0	0.0	0	0	10/18	Carolina	8	140	17.5	45	0
10/26	Green Bay	5	59	11.8	22t	1	10/22	at San Francisco	2	31	15.5	23	0
10/30	at Carolina	7	83	11.9	27	1	11/1	at Dallas	7	75	10.7	19	0
11/9	San Francisco	10	76	7.6	15	2	11/15	Arizona	3	41	13.7	30	0
11/16	Cincinnati	3	29	9.7	13	0	11/22	San Francisco	3	39	13.0	20	0
11/24	Baltimore	6	47	7.8	11	2	11/29	Pittsburgh	4	75	18.8	36	0
11/30	at Pittsburgh	0	0	0.0	0	0	TOTALS (11/11)		48	605	12.6	45	2
12/7	Carolina	3	25	8.3	10	0							
12/15	at Chicago	5	87	17.4	29	0							
12/21	Atlanta	6	53	8.8	15	1							
12/28	at Tampa Bay	6	54	9.0	14	0							
TOTALS (16/13)		85	889	10.5	29	10							



4

STEVEN HAUSCHKA

KICKER

Height 6-4
 Weight 210
 College North Carolina St.
 Seasons NFL 9th, Seahawks 6th
 Born June 29, 1985
 Hometown Needham, Mass.
 Pronunciation howsh-kuh

HAUSCHKA'S NFL RECORD

KICKING												
Club	G	PAT-Att	FG-Att	1-19	20-29	30-39	40-49	50+	FG%	LG	Pts	
2008 Baltimore	8/0	0-0	1-2	0-0	0-0	0-0	0-0	1-2	50.0	54	3	
2009 Baltimore	9/0	27-28	9-13	0-0	1-1	5-7	3-5	0-0	69.2	44	54	
2010 Denver	4/0	10-10	6-7	0-0	1-1	3-3	2-3	0-0	85.7	49	28	
2011 Seattle	16/0	34-34	25-30	2-2	5-6	9-10	7-8	2-4	83.3	52	109	
2012 Seattle	16/0	46-48	24-27	1-1	7-7	10-10	5-5	1-4	88.9	52	118	
2013 Seattle	16/0	44-44	33-35	0-0	10-11	9-9	11-12	3-3	94.3	53	143	
2014 Seattle	16/0	41-41	31-37	0-0	10-10	10-10	9-13	2-4	83.8	58	134	
2015 Seattle	16/0	40-44	29-31	0-0	9-9	7-7	7-9	6-6	93.5	54	127	
2016 Seattle	12/0	22-26	26-29	0-0	8-10	10-10	7-8	1-1	89.7	53	100	
NFL TOTALS	113/0	264-275	184-211	3-3	51-55	63-66	51-63	16-24	87.2	58	816	

POSTSEASON												
Club	G	PAT-Att	FG-Att	1-19	20-29	30-39	40-49	50+	FG%	LG	Pts	
2008 Baltimore	3/0											Kickoffs Only
2012 Seattle	1/0	1-1	3-3	0-0	2-2	1-1	0-0	0-0	100.0	32	10	
2013 Seattle	3/0	9-9	8-8	0-0	1-1	4-4	3-3	0-0	100.0	49	33	
2014 Seattle	3/0	9-9	2-2	0-0	1-1	1-1	0-0	0-0	100.0	37	15	
2015 Seattle	2/0	4-4	2-3	0-0	0-0	1-1	1-1	0-1	66.7	46	10	
PLAYOFFS	12/0	23-23	15-16	0-0	4-4	7-7	4-4	0-1	93.8	49	68	

HAUSCHKA'S SINGLE-GAME HIGHS

Most FGs Att.: 5 vs. Baltimore (11/13/11) **Most PATs Att.:** 7 vs. Arizona (12/9/12)
Most FGs Made: 5 vs. Baltimore (11/13/11) **Most PATs Made:** 7 vs. Arizona (12/9/12)
Longest FG Att.: 61 vs. Atl (10/2/11) and at Det (10/28/12) **Points Scored:** 16, 2 Times, Last vs. Ariz (12/9/12)
Longest FG Made: 58 at Carolina (10/26/14) **Consecutive Games with FG:** 14* (10/9/11 - 9/16/12)
 *Franchise record

ADDITIONAL STATS

Special Team Tackles: 2009 (1), 2011 (1), 2012 (3), 2014 (1), 2015 (1), 2016 (2, FF); **Career:** (9, FF).

HAUSCHKA'S 2016 SEASON

at NYJ (10/2): Connected on both field goals, including a season long 53-yarder. **Atl (10/16):** Connected on two-of-three FGs including the eventual game-winner from 44 yards with 1:57 remaining in the game. **at NE (11/13):** Set the franchise record for most-career FGs made (161) after connecting on a season-high four FGs. Passed Norm Johnson's career mark of 159 made FGs. **at TB (11/27):** Tied his own club record scoring at least one field goal in 14th-straight game. **Car (12/4):** Became the first player in club history to score 100 or more points in six-straight seasons after converting all four PATs and connecting on all four FG attempts. Also set a club record kicking a FG in 15-straight games.

2016	Opp	Pts	PAT-Att	FG-FGA	Made
09/11	Miami	6	0-1	2-2	38,39
09/18	at L.A.	3	0-0	1-1	23
09/25	SF	13	4-4	3-3	22,33,33
10/02	at NYJ	9	3-3	2-2	33, 53
10/16	Atl	8	2-3	2-3	42, 44
10/23	at Ariz	6	0-0	2-3	40, 36
10/30	at NO	8	2-2	2-2	44, 21
11/07	Buf	7	4-4	1-1	49
11/13	at NE	13	1-2	4-4	27,31,41,23
11/20	Phi	8	2-3	2-3	21, 35
11/27	atTB	3	0-0	1-1	43
12/04	Car	16	4-4	4-4	23,37,31,28
TOTALS (12/0)	100	22-26	26-29	Long: 53	

HAUSCHKA'S GAME-BY-GAME KICKING

2008	Opp	Pts	PAT-Att	FG-FGA	Made	2009	Opp	Pts	PAT-Att	FG-FGA	Made
9/7	Cin	0	0-0	0-0		9/13	KC	8	5-5	1-2	44
Games 2-7	Practice Squad					9/20	at SD	7	4-4	1-1	33
11/2	at Cle	Inactive				9/27	Cle	10	4-4	2-2	36,33
11/9	at Hou	3	0-0	1-1	54	10/4	at NE	3	3-3	0-0	
11/16	at NYG	Kickoffs Only				10/11	Cin	2	2-2	0-0	
11/23	Phil	0	0-0	0-1		10/19	at Min	7	4-4	1-2	29
Games 12-14	Kickoffs Only					11/1	Den	12	3-3	3-3	43, 35, 31
12/20	at Dal	Inactive				11/9	at Cin	1	1-1	0-1	
12/28	Jac	Kickoffs Only				11/16	at Cle	4	1-2	1-2	44
TOTALS (8/0)	3	0-0	1-2	Long: 54		1/3/10	atTB	Inactive			
1/4	at Mia	Kickoffs Only				TOTALS (9/0)	54	27-28	9-13	Long: 44	
1/10	at Ten	Kickoffs Only									
1/18	at Pit	Kickoffs Only									

PLAYOFFS (3/0) Kickoffs Only

2010	Opp	Pts	PAT-Att	FG-FGA	Made	2011	Opp	Pts	PAT-Att	FG-FGA	Made
Games 1-12	Not With a Team					9/11	at SF	5	2-2	1-1	39
12/12	at Ari	7	1-1	2-3	32, 30	9/18	at Pit	0	0-0	0-0	
12/19	at Oak	11	2-2	3-3	46, 49, 35	9/25	Ari	7	1-1	2-2	30, 52
12/26	Hou	6	3-3	1-1	27	10/2	Atl	4	4-4	0-1	
1/2/11	SD	4	4-4	0-0		10/9	at NYG	10	4-4	2-2	51, 43
TOTALS (4/0)	28	10-10	6-7	Long: 49		10/23	at Cle	3	0-0	1-1	20
						10/30	Cin	6	0-0	2-2	47, 25
						11/6	at Dal	7	1-1	2-3	45, 32
						11/13	Bal	16	1-1	5-5	22, 38, 39, 35, 30
						11/20	at StL	6	3-3	1-1	19
						11/27	Was	5	2-2	1-2	36
						12/1	Phi	7	4-4	1-1	49
						12/12	StL	12	3-3	3-4	42, 23, 48
						12/18	at Chi	8	5-5	1-1	33
						12/24	SF	5	2-2	1-1	19
						1/1/12	at Ari	8	2-2	2-3	43, 26
						TOTALS (16/0)	109	34-34	25-30	Long: 52	

HAUSCHKA'S GAME-BY-GAME KICKING CONT.

2012	Opp	Pts	PAT-Att	FG-FGA	Made	2013	Opp	Pts	PAT-Att	FG-FGA	Made
9/9	at Ari	10	1-1	3-4	27, 47, 39	9/8	at Car	6	0-0	2-2	27, 40
9/16	Dal	9	3-3	2-2	21, 25	9/15	SF	9	3-3	2-2	30, 37
9/24	GB	2	2-2	0-0		9/22	Jax	9	6-6	1-1	21
9/30	at StL	7	1-1	2-2	31, 30	9/29	at Hou	11	2-2	3-3	48, 39, 45
10/7	at Car	10	1-1	3-3	22, 36, 46	10/6	at Ind	14	2-2	4-5	42, 36, 41, 46
10/14	NE	6	3-3	1-1	34	10/13	Tenn	8	2-2	2-2	31, 29
10/18	at SF	6	0-0	2-3	52, 35	10/17	at Ariz	10	4-4	2-2	51, 42
10/28	at Det	6	3-3	1-2	23	10/28	at StL	2	2-2	0-0	
11/4	Min	6	3-4	1-1	40	11/3	TB	9	3-3	2-2	36, 27
11/11	NYJ	4	4-4	0-0		11/10	at Atl	15	3-3	4-4	39, 43, 44, 53
11/25	at Mia	3	3-3	0-0		11/17	Min	11	5-5	2-2	50, 26
12/2	at Chi	5	2-2	1-1	31	12/2	NO	10	4-4	2-2	26, 20
12/9	Ari	16	7-7	3-3	31, 28, 32	12/8	at SF	5	2-2	1-1	31
12/16	at Buf	14	5-6	3-3	19, 33, 23	12/15	at NYG	11	2-2	3-3	49, 44, 24
12/23	SF	6	6-6	0-0		12/22	Ariz	4	1-1	1-2	27
12/30	StL	8	2-2	2-2	43, 49	12/29	StL	9	3-3	2-2	28, 35
TOTALS (16/0)	118	46-48	24-27	Long: 52		TOTALS (16/0)	143	44-44	33-35	Long: 53	
1/6	at Was	10	1-1	3-3	32, 29, 22	1/11	NO	11	2-2	3-3	38, 49, 26
PLAYOFFS (1/0)	10	1-1	3-3	Long: 32		1/19	SF	11	2-2	3-3	32, 40, 47
						2/2	Den	11	5-5	2-2	31, 33

2014	Opp	Pts	PAT-Att	FG-FGA	Made	2015	Opp	Pts	PAT-Att	FG-FGA	Made
09/04	GB	10	4-4	2-2	20, 35	9/13	at StL	11	2-2	3-3	25, 27, 35
09/14	at SD	3	3-3	0-0		9/20	at GB	5	2-2	1-1	54
09/21	Den	8	2-2	2-3	20, 28	9/27	Chi	14	2-2	4-4	31, 21, 45, 48
10/06	at Wash	9	3-3	2-2	40, 43	10/5	Det	7	1-1	2-2	51, 52
10/12	Dal	11	2-2	3-3	33, 33, 48	10/11	at Cin	6	3-3	1-1	24
10/19	at StL	8	2-2	2-2	24, 35	10/18	Car	11	2-2	3-3	30, 50, 43
10/26	at Car	7	1-1	2-2	58, 29	10/22	at SF	8	2-2	2-2	49, 46
11/02	Oak	12	3-3	3-4	34, 30, 40	11/1	at Dal	7	1-1	2-3	24, 26
11/09	NYG	8	5-5	1-1	28	11/15	Ariz	8	2-2	2-2	31, 46
11/16	at KC	8	2-2	2-2	24, 27	11/22	SF	5	2-4	1-1	33
11/23	AZ	13	1-1	4-5	27, 32, 52, 40	11/29	Pitt	3	3-4	0-0	
11/27	at SF	13	1-1	4-4	21, 36, 35, 46	12/6	at Min	8	5-5	1-1	23
12/07	at Phi	6	3-3	1-1	44	12/13	at Balt	5	5-5	0-0	
12/14	SF	5	2-2	1-1	38	12/20	Clev	12	3-3	3-3	49, 27, 30
12/21	at AZ	5	5-5	0-3		12/27	StL	5	2-2	1-1	26
12/28	StL	8	2-2	2-2	42, 45	1/3	at Ariz	12	3-4	3-4	33, 52, 52
TOTALS (16/0)	134	41-41	31-37	Long: 58		TOTALS (16/0)	127	40-44	29-31	Long: 54	
1/10	Car	7	4-4	1-1	37	1/10	at Min	4	1-1	1-1	46
1/18	GB	2	2-2	0-0		1/17	at Car	6	3-3	1-2	36
2/1	NE	6	3-3	1-1	27	PLAYOFFS (2/0)	10	4-4	2-3	Long: 46	
TOTALS (3/0)	15	9-9	2-2	Long: 37							



53

JOEY HUNT

CENTER

Height	6-2
Weight	299
College	TCU
NFL Seasons	Rookie
Born	February 22, 1994
Hometown	El Campo, Texas

HUNT'S NFL RECORD

Year	Team	GP/GS	Postseason
2016	Seattle	5/1	
NFL TOTALS		5/1	

HUNT'S 2016 SEASON

Mia (9/11): Active, but did not play. **at LA (9/18):** Active, but did not play. **SF (9/25):** Active, but did not play. **at NYJ (10/2):** Active, but did not play. **Atl (10/16):** Saw first-career action as a FB in goal line situations. **at Ariz (10/23):** Saw action on kickoff return. **at NO (10/30):** Saw action on two plays during the game's final drive after Justin Britt left with a shoulder injury. **Buf (11/7):** Did not play. **at NE (11/13):** Active, but did not play. **Phi (11/20):** Saw action on special teams. **at TB (11/27):** Made first-career start in place of Britt (ankle). **Car (12/4):** Did not play.



76 **GERMAIN IFEDI**
GUARD/TACKLE

Height 6-5
Weight 325
College Texas A&M
NFL Seasons Rookie
Born June 2, 1994
Hometown Houston, Texas
Pronunciation Jermaine iff-FED-ee

IFEDI'S NFL RECORD

Year	Team	GP/GS	Postseason
2016	Seattle	9/9	
NFL TOTALS		9/9	

IFEDI'S 2016 SEASON

Mia (9/11): Inactive (ankle). **at LA (9/18):** Inactive (ankle). **SF (9/25):** Inactive (ankle). **at NYJ (10/2):** Returned to action and made first-career start. **Atl (10/16):** Started at RG. **at Ariz (10/23):** Started at RG. **at NO (10/30):** Started at RG. **Buf (11/7):** Started at RG. **at NE (11/13):** Started at RG. **Phi (11/20):** Started at RG. **at TB (11/27):** Started at RG. **Car (12/4):** Started at RG and helped lead team to season highs in total yards - 534, and rushing yards - 240.



99 **QUINTON JEFFERSON**
DEFENSIVE TACKLE

Height 6-4
Weight 291
College Maryland
NFL Seasons Rookie
Born March 31, 1993
Hometown Pittsburgh, Pa.

JEFFERSON'S 2016 SEASON

Placed on injured reserve (knee) October 25. **Mia (9/11):** Saw action in first-career game in D-line rotation. **SF (9/25):** Inactive. **at NYJ (10/2):** Saw limited action at DT. **Atl (10/16):** Inactive (thumb). **at Ariz (10/23):** Inactive after injuring knee during the practice week.

JEFFERSON'S 2016 GAME-BY-GAME

Game	G/S	T	S	A	QB	Yds.	QH	Int.	Yds.	PD	FF	FR	Yds.
Miami (9/11)	1/0	1	0	1	0.0	0.0	0	0	0	0	0	0	0
at L.A. (9/18)	1/0	0	0	0	0.0	0.0	0	0	0	0	0	0	0
SF (9/25)	0/0				Inactive								
at NYJ (10/2)	1/0	0	0	0	0.0	0.0	0	0	0	0	0	0	0
Atl (10/16)	0/0				Inactive (thumb)								
at Ariz (10/23)	0/0				Inactive (knee)								
Totals	3/0	1	0	1	0.0	0.0	0	0	0	0	0	0	0



92

JOHN JENKINS

DEFENSIVE TACKLE

Height	6-4
Weight	343
College	Georgia
Seasons	NFL 4th, Seahawks 1st
Born	July 11, 1989
Hometown	Meriden, Conn.

NFL TRANSACTIONS:

04/26/13: Drafted by New Orleans (3rd round, 82nd)
 12/27/14: Placed on IR (abdomen)
 11/08/16: Waived by New Orleans

NFL CAREER HIGHLIGHTS:

- Started 22 of 49 games with New Orleans from 2013-16.
- Posted a career-high 66 tackles in 2015.
- Totaled a career-best 11 tackles vs. Tennessee on November 8, 2015, which included half of a sack.
- Was placed on injured reserve December 27, 2014, before the season finale with an abdomen injury.

COLLEGE: Started 20 of 37 career games at nose guard in two seasons for the Bulldogs, totaling 78 tackles (36 solo), four sacks and eight stops for loss. Also added one interception, one pass defended, one forced fumble and two fumble recoveries. Started all 13 games played as a senior and finished with 50 tackles,

a sack, fumble recovery and a pass defended. Named team's Defensive Co-MVP and to Phil Steele's All-SEC second team. Received team's Newcomer of the Year Award after appearing in all 14 games at Georgia in 2011. Played two seasons at Mississippi Gulf Coast Community College (2009-10). Also saw some time on offense as a freshman, carrying six times for 41 yards and a TD. As a sophomore, named a four-star player by multiple outlets and the sixth-best junior college player in the nation by Scout.com as he started all 10 games and recorded 41 tackles and 2.0 sacks. Registered 3.0 sacks as a freshman.

PERSONAL: Attended Francis T. Maloney (Meriden, Conn.) High School. Played tackle, defensive end and fullback in short-yardage situations. Named to the All-Central Connecticut South League squad as a senior. Also competed as a forward on the basketball team where, as a junior, helped the Spartans capture the South League title after finishing with a 27-1 record, ranked third in the state's final poll. Majored in child and family development.

JENKINS' SINGLE-GAME HIGHS

Tackles: 11 vs. Tennessee (11/8/15)
Sacks: 1 at Chicago (12/15/14)
INT: None

FF: 1 at Atlanta (1/3/16)
FR: 1 at Atlanta (1/3/16)

JENKINS' 2016 SEASON

Waived by New Orleans November 8. Signed with the Seahawks November 15. **Phi (11/20):** Saw action in first game after signing with Seattle and assisted on three tackles. **Car (12/4):** Inactive.

JENKINS' 2016 GAME-BY-GAME

Game	G/S	T	S	A	QB	Yds.	QH	Int.	Yds.	PD	FF	FR	Yds.
With New Orleans													
Oak (9/11)	1/0	3	2	1	0.0	0.0	0	0	0	0	0	0	0
TB (9/18)	1/0	2	1	1	0.0	0.0	0	0	0	0	0	0	0
Atl (9/26)	1/1	1	0	1	0.0	0.0	0	0	0	0	0	0	0
at SD (10/2)	1/0	0	0	0	0.0	0.0	0	0	0	0	0	0	0
Car (10/16)	1/0	3	2	1	0.0	0.0	0	0	0	0	0	0	0
at KC (10/23)	1/0	2	2	0	0.0	0.0	0	0	0	0	0	0	0
Sea (10/30)	1/0	1	1	0	0.0	0.0	0	0	0	0	0	0	0
at SF (11/6)	Inactive												
With Seattle													
Phi (11/20)	1/0	3	0	3	0.0	0.0	0	0	0	0	0	0	0
at TB (11/27)	1/0	0	0	0	0.0	0.0	0	0	0	0	0	0	0
Car (12/4)	Inactive												
NFL Totals	9/1	15	8	7	0.0	0.0	0	0	0	0	0	0	0
Seattle Totals	2/0	3	0	3	0.0	0.0	0	0	0	0	0	0	0

JENKINS' NFL RECORD

Club	G/S	Tackles			Sacks		Interceptions									
		Tkl	So	Ast	QB	Yds	No	Yds	Avg	LG	TD	PD	FF	FR	Yds	
2013 New Orleans	16/5	29	15	14	0.0	0.0	0	0	0.0	0	0	0	0	0	0	0
2014 New Orleans	12/4	41	24	17	1.0	6.0	0	0	0.0	0	0	0	0	0	0	0
2015 New Orleans	14/12	66	32	34	0.5	2.5	0	0	0.0	0	0	1	1	1	0	0
2016 New Orleans	7/1	0	0	0	0.0	0.0	0	0	0.0	0	0	0	0	0	0	0
Seattle	2/0	3	0	3	0.0	0.0	0	0	0.0	0	0	0	0	0	0	0
NFL TOTALS	51/22	139	71	68	1.5	8.5	0	0	0.0	0	0	1	1	1	1	0

POSTSEASON

Club	G/S	Tackles			Sacks		Interceptions									
		Tkl	So	Ast	QB	Yds	No	Yds	Avg	LG	TD	PD	FF	FR	Yds	
2013 New Orleans	2/0	7	4	3	1.0	0.0	0	0	0.0	0	0	0	0	0	0	0
NFL TOTALS	2/0	7	4	3	1.0	0.0	0	0	0.0	0	0	0	0	0	0	0



15

JERMAINE KEARSE

WIDE RECEIVER

Height 6-1
Weight 209
College Washington
Seasons NFL 5th, Seahawks 5th
Born February 6, 1990
Hometown Lakewood, Wash.

KEARSE'S NFL RECORD

Year	Club	G/S	No	Yds	Avg	LG	TD
2012	Seattle	7/1	3	31	10.3	17	0
2013	Seattle	15/5	22	346	15.7	43t	4
2014	Seattle	15/14	38	537	14.1	60	1
2015	Seattle	16/16	49	685	14.0	50	5
2016	Seattle	12/11	34	422	12.4	31	0
NFL TOTALS		65/47	146	2,021	13.8	60	10

POSTSEASON							
Year	Club	G/S	No	Yds	Avg	LG	TD
2012	Seattle	2/0	0	0	0.0	0	0
2013	Seattle	3/1	7	134	19.1	35t	2
2014	Seattle	3/3	7	209	29.9	63t	2
2015	Seattle	2/2	14	128	9.1	17	2
NFL TOTALS		10/6	28	479	17.1	63t	6

KEARSE'S SINGLE-GAME HIGHS

Most Rec.: 8, at St. Louis (9/13/15) **Most Yards:** 110 vs. Cleveland (12/20/15)
Most TDs: 2 vs. Pittsburgh (11/29/15) **Longest Reception:** 60, vs. N.Y. Giants (11/9/14)

ADDITIONAL STATS

Rushing: 2014 (2 attempts for 15 yards, long of 11); **Career** (2 attempts for 15 yards, long of 11).
Special Teams Tackles: 2012 (3), 2013 (5, blocked punt), 2014 (2, FF), 2015 (3); **Career** (13, FF, blocked punt).
Kickoff Returns: 2013 (13 returns for 283 yards, 21.8 avg., long of 40)
Postseason Special Teams Tackles: 2012 (1); **Career** (1).

KEARSE'S 2016 SEASON

at LA (9/18): Did not start when team opened in 3-TE set. at NO (10/30): Tied for team lead with four receptions and totaled 57 yards.

GAME-BY-GAME RECEIVING

2012	Opponent	No	Yds	Avg	LG	TD	2013	Opponent	No	Yds	Avg	LG	TD
Games 1-8							9/8	at Carolina	2	49	24.5	43t	1
11/4	Min	1	6	6.0	6	0	9/15	San Francisco	0	0	0.0	0	0
11/11	NYJ	0	0	0.0	0	0	9/22	Jacksonville	1	17	17.0	17	0
11/25	at Mia	1	8	8.0	8	0	9/29	at Houston	0	0	0.0	0	0
12/2	at Chi			Inactive			10/6	at Indianapolis	1	28	28.0	28t	1
12/9	Ari	0	0	0.0	0	0	10/13	Tennessee	3	17	5.7	11	0
12/16	at Buf	0	0	0.0	0	0	10/17	at Arizona	1	17	17.0	17	0
12/23	SF	1	17	17.0	17	0	10/28	at St. Louis	0	0	0.0	0	0
12/30	Ari	0	0	0.0	0	0	11/3	Tampa Bay	2	43	21.5	27	1
TOTALS (7/1)		3	31	10.3	17	0	11/10	at Atlanta	3	75	25.0	43t	1
1/6	at Was	0	0	0.0	0	0	11/17	Minnesota	0	0	0.0	0	0
1/13	at Atl	0	0	0.0	0	0	12/2	New Orleans	2	26	13.0	19	0
PLAYOFFS (2/0)		0	0	0	0	0	12/8	at San Francisco	2	15	7.5	9	0
							12/15	at N.Y. Giants	2	21	10.5	13	0
							12/22	Arizona	3	38	12.7	18	0
							12/29	St. Louis			Did Not Play (ankle)		
TOTALS (15/5)		22	346	15.7	43t	4	1/11	New Orleans	1	25	25.0	25	0
1/19	San Francisco	2	44	22.0	35t	1	1/19	San Francisco	2	44	22.0	35t	1
2/2	Denver	4	65	16.3	24	1	2/2	Denver	4	65	16.3	24	1
PLAYOFFS (3/1)		7	134	19.1	35t	2							

2014	Opponent	No	Yds	Avg	LG	TD	2015	Opponent	No	Yds	Avg	LG	TD
9/04	Green Bay	1	8	8.0	8	0	9/13	at St. Louis	8	76	9.5	23	0
9/14	at San Diego	4	61	15.3	30	0	9/20	at Green Bay	0	0	0.0	0	0
9/21	Denver	2	22	11.0	12	0	9/27	Chicago	6	76	12.7	22	0
10/06	at Washington	1	15	15.0	15t	1	10/5	Detroit	2	84	42.0	50	0
10/12	Dallas	3	62	20.7	53	0	10/11	at Cincinnati	2	38	19.0	30t	1
10/19	at St. Louis	3	50	16.7	29	0	10/18	Carolina	0	0	0.0	0	0
10/26	at Carolina	2	15	7.5	12	0	10/22	at San Francisco	3	64	21.3	36	0
11/02	Oakland	1	4	4.0	4	0	11/1	at Dallas	0	0	0.0	0	0
11/09	N.Y. Giants	3	70	23.3	60	0	11/15	Arizona	1	10	10.0	10	0
11/16	at Kansas City	5	54	10.8	24	0	11/22	San Francisco	3	34	11.3	18	0
11/23	Arizona	1	19	19.0	19	0	11/29	Pittsburgh	4	47	11.8	22	2
11/27	at San Francisco	3	34	11.3	17	0	12/6	at Minnesota	0	0	0.0	0	0
12/07	at Philadelphia	3	37	12.3	20	0	12/13	at Baltimore	7	74	10.6	20	0
12/14	San Francisco	5	78	15.6	47	0	12/20	Cleveland	7	110	15.7	39	0
12/21	at Arizona	1	8	8.0	8	0	12/27	St. Louis	3	38	12.7	18t	1
12/28	St. Louis			Inactive (hamstring)			1/3	at Arizona	3	34	11.3	24t	1
TOTALS (15/14)		38	537	14.1	60	1	TOTALS (16/16)		49	685	14.0	50	5
1/10	Carolina	3	129	43.0	63t	1	1/10	at Minnesota	3	18	6.0	8	0
1/18	Green Bay	1	35	35.0	35t	1	1/17	at Carolina	11	110	10.0	17	2
2/1	New England	3	45	15.0	33	0							
PLAYOFFS (3/3)		7	209	29.9	63t	2	PLAYOFF TOTALS (2/2)		14	128	9.1	17	2

2016	Opponent	No	Yds	Avg	LG	TD
9/11	Miami	5	57	11.4	24	0
9/18	at L.A.	2	11	5.5	9	0
9/25	San Francisco	2	11	5.5	9	0
10/2	at N.Y. Jets	3	23	7.7	10	0
10/16	Atlanta	3	35	11.7	16	0
10/23	at Arizona	3	51	17.0	31	0
10/30	at New Orleans	4	57	14.3	23	0
11/7	Buffalo	2	36	18.0	20	0
11/13	at New England	2	26	13.0	20	0
11/20	Philadelphia	2	29	14.5	17	0
11/27	at Tampa Bay	1	18	18.0	18	0
12/4	Carolina	5	68	13.6	31	0
TOTALS (12/11)		34	422	12.4	31	0



20

JEREMY LANE

CORNERBACK

Height 6-0
 Weight 190
 College Northwestern St. (La.)
 Seasons NFL 5th, Seahawks 5th
 Born July 14, 1990
 Hometown Tyler, Texas

LANE'S NFL RECORD

Club	G/S	Tackles			Sacks		Interceptions									
		Tkl	So	Ast	QB	Yds	No	Yds	Avg	LG	TD	PD	FF	FR	Yds	
2012 Seattle	13/3	10	5	5	0.0	0.0	0	0	0.0	0	0	0	0	0	0	0
2013 Seattle	15/0	12	9	3	0.0	0.0	0	0	0.0	0	0	4	0	0	0	
2014 Seattle	7/1	12	8	4	0.0	0.0	0	0	0.0	0	0	3	1	0	0	
2015 Seattle	6/2	11	10	1	0.0	0.0	2	60	30.0	54	0	6	0	0	0	
2016 Seattle	12/6	36	27	9	0.0	0.0	0	0	0.0	0	0	2	0	0	0	
NFL TOTALS	53/12	81	59	22	0.0	0.0	2	60	30.0	54	0	15	1	0	0	

POSTSEASON

Club	G/S	Tackles			Sacks		Interceptions								
		Tkl	So	Ast	QB	Yds	No	Yds	Avg	LG	TD	PD	FF	FR	Yds
2012 Seattle	2/0	Special Teams Only													
2013 Seattle	3/0	1	1	0	0.0	0.0	0	0	0.0	0	0	0	0	0	0
2014 Seattle	3/0	7	5	2	0.0	0.0	1	14	14.0	14	0	1	0	0	0
2015 Seattle	2/1	4	2	2	0.0	0.0	0	0	0.0	0	0	1	0	0	0
NFL TOTALS	10/1	12	8	4	0.0	0.0	1	14	14.0	14	0	2	0	0	0

LANE'S SINGLE-GAME HIGHS

Tackles: 7 at Arizona (10/23/16) **FF:** 1 vs. Arizona (11/23/14)
Sacks: None **FR:** None
Int.: 1, 2 Times, Last at Arizona (1/3/16)

ADDITIONAL STATS

Special Teams Tackles: 2012 (5), 2013 (13), 2014 (1), 2015 (1), 2016 (2); **Career:** (22).
Postseason Special Teams Tackles: 2012 (2), 2013 (3), 2014 (3), 2015 (0); **Career:** (8).

LANE'S 2016 SEASON

at Ariz (10/23): Set a career high with seven tackles (6 solo). **at NE (11/13):** Started when team opened in nickel. **Phi (11/20):** Filled in for DeShawn Shead after he left the game in the first half with a hamstring injury. **at TB (11/27):** Started in place of DeShawn Shead (hamstring).

LANE'S 2016 GAME-BY-GAME

Game	G/S	T	S	A	QB	Yds.	QH	Int.	Yds.	PD	FF	FR	Yds.
Miami (9/11)	1/1	3	2	1	0.0	0.0	0	0	0	1	0	0	0
at L.A. (9/18)	1/0	1	1	0	0.0	0.0	0	0	0	0	0	0	0
SF (9/25)	1/1	4	3	1	0.0	0.0	0	0	0	0	0	0	0
at NYJ (10/2)	1/1	4	3	1	0.0	0.0	0	0	0	0	0	0	0
Atl (10/16)	1/1	2	1	1	0.0	0.0	0	0	0	0	0	0	0
at Ariz (10/23)	1/0	7	6	1	0.0	0.0	0	0	0	1	0	0	0
at NO (10/30)	1/0	2	2	0	0.0	0.0	0	0	0	0	0	0	0
Buf (11/7)	1/0	3	2	1	0.0	0.0	0	0	0	0	0	0	0
at NE (11/13)	1/1	0	0	0	0.0	0.0	0	0	0	0	0	0	0
Phi (11/20)	1/0	6	5	1	0.0	0.0	0	0	0	0	0	0	0
at TB (11/27)	1/1	3	2	1	0.0	0.0	0	0	0	0	0	0	0
Car (12/4)	1/0	1	0	1	0.0	0.0	0	0	0	0	0	0	0
Totals	12/6	36	27	9	0.0	0.0	0	0	0	2	0	0	0



16

TYLER LOCKETT

WIDE RECEIVER

Height 5-10
Weight 182
College Penn State
Seasons NFL 2nd, Seahawks 2nd
Born September 28, 1992
Hometown Tulsa, Okla.

LOCKETT'S NFL RECORD

Year	Club	G/S	No	Yds	Avg	LG	TD
2015	Seattle	16/8	51	664	13.0	49t	6
2016	Seattle	12/6	28	388	13.9	53	0
NFL TOTALS		28/14	79	1,052	13.3	53	6

-----Kickoff Returns-----								-----Punt Returns-----				
Year	Club	G/S	No	Yds	Avg	LG	TD	No	Yds	Avg	LG	TD
2015	Seattle	16/8	33	852	25.8	105t	1	40	379	9.5	66	1
2016	Seattle	12/6	15	394	26.3	46	0	25	220	8.8	62	0
NFL TOTALS		28/14	48	1,246	25.9	105t	1	65	599	9.2	66	1

POSTSEASON

Year	Club	G/S	No	Yds	Avg	LG	TD
2015	Seattle	2/0	4	110	27.5	35	1
NFL TOTALS		2/0	4	110	27.5	35	1

-----Kickoff Returns-----								-----Punt Returns-----				
Year	Club	G/S	No	Yds	Avg	LG	TD	No	Yds	Avg	LG	TD
2015	Seattle	2/0	4	104	26.0	50	0	4	18	4.5	8	0
NFL TOTALS		2/0	4	104	26.0	50	0	4	18	4.5	8	0

LOCKETT'S SINGLE-GAME HIGHS

Most Rec.: 7 at Minnesota (12/6/15) **Most Yards:** 104 at Baltimore (12/13/15)
Most TDs: 2, 2 Times, Last at Baltimore (12/13/15) **Longest Rec.:** 53 at L.A. (9/18/16)

ADDITIONAL STATS

Rushing: 2015: (Rushed 5 times for 20 yards, 4.0 avg., with a long of 8.), 2016: (Rushed 4 times for 99 yards, 24.8 avg, with a long of 75 and 1 TD); Career: (Rushed 9 times for 119 yards, 13.2 avg, with a long of 75 and 1 TD).

LOCKETT'S 2016 SEASON

at LA (9/18): Led team with four receptions and 99 yards. Left the game in the second quarter with a knee injury, but returned in the fourth quarter and had a career-long 53-yard reception.
Car (12/4): Had a career-long 75 yard rush resulting in first-career rushing TD on the first play of the second half. Also had a season-best five receptions for 63 yards with a long of 40. Had a season-long 46-yard kickoff return that set up a Thomas Rawls TD run two plays later.

GAME-BY-GAME RECEIVING

2015	Opponent	No	Yds	Avg	LG	TD	2016	Opponent	No	Yds	Avg	LG	TD
9/13	at St. Louis	4	34	8.5	12	0	9/11	Miami	3	17	5.7	6	0
9/20	at Green Bay	2	17	8.5	17	0	9/18	at L.A.	4	99	24.8	53	0
9/27	Chicago	0	0	0.0	0	0	9/25	San Francisco	0	0	0.0	0	0
10/5	Detroit	4	58	14.5	23	0	10/2	at N.Y. Jets	1	13	13.0	13	0
10/11	at Cincinnati	2	29	14.5	22	0	10/16	Atlanta	3	23	7.7	10	0
10/18	Carolina	0	0	0.0	0	0	10/23	at Arizona	2	13	6.5	8	0
10/22	at San Francisco	5	79	15.8	43t	1	10/30	at New Orleans	4	32	8.0	10	0
11/1	at Dallas	3	36	12.0	16	0	11/7	Buffalo	1	17	17.0	17	0
11/15	Arizona	1	7	7.0	7	0	11/13	at New England	3	72	24.0	36	0
11/22	San Francisco	4	48	12.0	24t	2	11/20	Philadelphia	2	39	19.5	30	0
11/29	Pittsburgh	3	38	12.7	16	0	11/27	at Tampa Bay	0	0	0.0	0	0
12/6	at Minnesota	7	90	12.9	29	0	12/4	Carolina	5	63	12.6	40	0
12/13	at Baltimore	6	104	17.3	49t	2	TOTALS (12/6)						
12/20	Cleveland	5	55	11.0	27t	1	28	388	13.9	53	0		
12/27	St. Louis	3	33	11.0	16	0							
1/3	at Arizona	2	36	18.0	36	0							
TOTALS (16/8)		51	664	13.0	49t	6							
1/10	at Minnesota	1	35	35.0	35	0							
1/17	at Carolina	3	75	25.0	33t	1							
PLAYOFF TOTALS (2/0)		4	110	27.5	35	1							



33

KELCIE McCRAY

SAFETY

Height 6-2
 Weight 202
 College Arkansas State
 Seasons NFL 5th, Seahawks 2nd
 Born September 21, 1988
 Hometown Columbus, Ga.

McCRAY'S NFL RECORD

Club	G/S	Tackles			Sacks		Interceptions									
		Tkl	So	Ast	QB	Yds	No	Yds	Avg	LG	TD	PD	FF	FR	Yds	
2012 Miami							Injured Reserve									
2013 Miami	4/0	0	0	0	0.0	0.0	0	0	0.0	0	0	0	0	0	0	
Tampa Bay	11/0	7	3	4	0.0	0.0	0	0	0.0	0	0	1	0	1	0	
2014 Kansas City	16/0	3	2	1	0.0	0.0	0	0	0.0	0	0	0	0	0	0	
2015 Seattle	16/3	25	16	9	0.0	0.0	0	0	0.0	0	0	2	0	0	0	
2016 Seattle	12/4	32	20	12	0.0	0.0	0	0	0.0	0	0	1	0	0	0	
NFL TOTALS	59/7	67	41	26	0.0	0.0	0	0	0.0	0	0	4	0	1	0	

POSTSEASON

Club	G/S	Tackles			Sacks		Interceptions								
		Tkl	So	Ast	QB	Yds	No	Yds	Avg	LG	TD	PD	FF	FR	Yds
2015 Seattle	2/1	0	0	0	0.0	0.0	0	0	0.0	0	0	0	0	0	0
NFL TOTALS	2/1	0	0	0	0.0	0.0	0	0	0.0	0	0	0	0	0	0

McCRAY'S SINGLE-GAME HIGHS

Tackles: 13 vs. Buffalo (11/7/16) **FF:** None
Sacks: None **FR:** 1 at Detroit (11/24/13)
Int.: None

ADDITIONAL STATS

Special Teams Tackles: 2013 (5); 2014 (8); 2015 (12), 2016 (3); **Career:** (28).
Postseason: 2015 (1); **Career:** (1).

McCRAY'S 2016 SEASON

Atl (10/16): Started at SS in place of Kam Chancellor (groin) and had three tackles. **at Ariz (10/23):** Started at SS and had season high six tackles (5 solo), including a game-saving tackle in OT at the Seahawks 5-yard line. **at NO (10/30):** Started third-straight game and tied a career high with 10 tackles (6 solo). **Buf (11/7):** Set career high with 13 tackles (8 solo). **Phi (11/20):** Saw action for one play at SS and on special teams.

McCRAY'S 2016 GAME-BY-GAME

Game	G/S	T	S	A	QB	Yds.	QH	Int.	Yds.	PD	FF	FR	Yds.
Games 1-4	4/0												
Atl (10/16)	1/1	3	1	2	0.0	0.0	0	0	0	0	0	0	0
at Ariz (10/23)	1/1	6	5	1	0.0	0.0	0	0	0	0	0	0	0
at NO (10/30)	1/1	10	6	4	0.0	0.0	0	0	0	0	0	0	0
Buf (11/7)	1/1	13	8	5	0.0	0.0	0	0	0	1	0	0	0
at NE (11/13)	1/0												
Phi (11/20)	1/0	0	0	0	0.0	0.0	0	0	0	0	0	0	0
at TB (11/27)	1/0												
Car (12/4)	1/0	0	0	0	0.0	0.0	0	0	0	0	0	0	0
Totals	12/4	32	20	12	0.0	0.0	0	0	0	1	0	0	0



93

TONY McDANIEL

DEFENSIVE TACKLE

Height	6-7
Weight	305
College	Tennessee
Seasons	NFL 11th, Seahawks 3rd
Born	January 20, 1985
Hometown	Columbia, S.C.

NFL TRANSACTIONS:

04/30/06: Signed with Jacksonville as undrafted FA
 03/20/09: Traded by Jacksonville to Miami
 04/03/12: Signed with Seattle as UFA
 08/11/15: Signed with Tampa Bay as UFA
 08/16/16: Signed with Seattle as UFA

NFL CAREER HIGHLIGHTS:

- Recorded 31 tackles (16 solo) in 16 games played with 14 starts in 2014.
- In his first season in Seattle, led all defensive linemen with a career-high 52 tackles (23 solo) and added 2.0 sacks and one fumble recovery in 16 games played with 15 starts. Played in all three postseason games with two starts and tallied four tackles (three solo).
- Originally signed by Jacksonville as an undrafted rookie free agent on April 30, 2006, where he spent three seasons. Traded to Miami on March 20, 2009 and played four seasons with the Dolphins.

- Posted a career-high 36 tackles (30 solo) and 2.5 sacks in 2010, playing in 15 games with one start. Tied sacks-high the following year in 2011.

- Recorded a career-high 10 tackles (nine solo) vs. Tennessee (11/5/06).

- Ended 2007 and 2008 seasons on injured reserve (wrist and toe, respectively).

COLLEGE: Three-year letterman as a defensive tackle at Tennessee and left school following his junior season. Collected 33 career tackles, six for a loss, and one sack. Played in nine games as a junior and finished with 13 tackles. Appeared in 13 games with one start as a sophomore and played in 11 games as a true freshman.

PERSONAL: Attended W.J. Keenan High in Columbia, S.C. Earned All-State honors as a senior, recording nearly 100 tackles and 15 sacks as a senior. Majored in arts and sciences. Has two sons, Ataeous and Anthony.

McDANIEL'S NFL RECORD

Club	G/S	Tackles			Sacks		Interceptions									
		Tkl	So	Ast	QB	Yds	No	Yds	Avg	LG	TD	PD	FF	FR	Yds	
2006 Jacksonville	11/0	21	15	6	1.0	7.5	0	0	0.0	0	0	0	0	0	0	0
2007 Jacksonville	4/0	4	4	0	0.0	0.0	0	0	0.0	0	0	0	0	0	0	0
2008 Jacksonville	10/3	22	15	7	0.5	4.0	0	0	0.0	0	0	0	0	0	0	0
2009 Miami	16/0	16	13	3	1.5	16.5	0	0	0.0	0	0	1	0	0	0	0
2010 Miami	15/1	36	30	6	2.5	11.5	0	0	0.0	0	0	3	0	0	0	0
2011 Miami	12/1	19	13	6	2.5	12.5	0	0	0.0	0	0	2	0	0	0	0
2012 Miami	11/0	11	6	5	0.5	3.0	0	0	0.0	0	0	1	0	1	0	0
2013 Seattle	16/15	52	23	29	2.0	16.0	0	0	0.0	0	0	1	0	1	0	0
2014 Seattle	16/14	31	16	15	0.0	0.0	0	0	0.0	0	0	1	0	0	0	0
2015 Tampa Bay	14/3	25	13	12	1.0	6.0	0	0	0.0	0	0	1	0	0	0	0
2016 Seattle	12/9	33	12	21	0.0	0.0	0	0	0.0	0	0	2	0	1	0	0
NFL TOTALS	137/46	270	160	110	11.5	77.0	0	0	0.0	0	0	12	0	3	0	0

POSTSEASON

Club	G/S	Tackles			Sacks		Interceptions									
		Tkl	So	Ast	QB	Yds	No	Yds	Avg	LG	TD	PD	FF	FR	Yds	
2013 Seattle	3/2	4	3	1	0.0	0.0	0	0	0.0	0	0	1	0	0	0	0
2014 Seattle	3/3	10	1	9	0.0	0.0	0	0	0.0	0	0	1	0	1	0	0
NFL TOTALS	6/5	14	4	10	0.0	0.0	0	0	0.0	0	0	2	0	1	0	0

McDANIEL'S SINGLE-GAME HIGHS

Tackles: 10 vs. Tennessee (11/5/06)
Sacks: 1.5 at Buffalo (11/29/09)
Int.: None

FF: None
FR: 1, 3 Times, Last vs. Atlanta (10/16/16)

McDANIEL'S 2016 SEASON

at NYJ (10/2): Started at DT in place of Jarran Reed (hip). **Atl (10/16):** Had a fumble recovery at the Falcons' 9-yard line that set up a Seahawks TD on the following play.

McDANIEL'S 2016 GAME-BY-GAME

Game	G/S	T	S	A	QB	Yds.	QH	Int.	Yds.	PD	FF	FR	Yds.
Miami (9/11)	1/0	2	0	2	0.0	0.0	0	0	0	0	0	0	0
at L.A. (9/18)	1/0	1	1	0	0.0	0.0	0	0	0	1	0	0	0
SF (9/25)	1/0	2	0	2	0.0	0.0	0	0	0	0	0	0	0
at NYJ (10/2)	1/1	4	0	4	0.0	0.0	0	0	0	0	0	0	0
Atl (10/16)	1/1	3	1	2	0.0	0.0	0	0	0	0	0	1	0
at Ariz (10/23)	1/1	3	3	0	0.0	0.0	0	0	0	0	0	0	0
at NO (10/30)	1/1	5	2	3	0.0	0.0	0	0	0	0	0	0	0
Buf (11/7)	1/1	1	0	1	0.0	0.0	0	0	0	0	0	0	0
at NE (11/13)	1/1	6	1	5	0.0	0.0	0	0	0	0	0	0	0
Phi (11/20)	1/1	0	0	0	0.0	0.0	0	0	0	1	0	0	0
at TB (11/27)	1/1	5	4	1	0.0	0.0	0	0	0	0	0	0	0
Car (12/4)	1/1	1	0	1	0.0	0.0	1	0	0	0	0	0	0
Totals	12/9	33	12	21	0.0	0.0	1	0	0	2	0	1	0



41

DEWEY McDONALD

LINEBACKER

Height	6-0
Weight	220
College	California (Pa.)
Seasons	NFL 3rd, Seahawks 1st
Born	June 10, 1990
Hometown	Ranson, West Va.

NFL TRANSACTIONS:

- 05/12/14: Signed with Indianapolis as undrafted FA
- 08/30/14: Waived by Indianapolis
- 09/01/14: Signed to Indianapolis PS
- 09/29/14: Signed to Indianapolis active roster
- 10/27/15: Waived by Indianapolis
- 10/28/15: Claimed by New England
- 11/12/15: Waived by New England
- 12/02/15: Signed to Oakland PS
- 12/29/15: Signed to Oakland active roster
- 09/03/16: Traded by Oakland to Seattle

NFL CAREER HIGHLIGHTS:

- Has seen action in 15 career games between 2014-15 with Indianapolis (13), New England (1) and Oakland (1). Played in three total games with three different teams in 2015.
- Totaled 13 special teams tackles in 15 games played from 2014-15. Ranked second for the Colts in 2014 with 13 special teams tackles.
- Saw action in three postseason contests for

Indianapolis in 2014 and totaled two special teams stops.

COLLEGE: Started at Fairmont State before transferring to California University (Pa.). Tallied a career-best 89 tackles, six tackles for loss, three interceptions (all returned for TDs) and eight passes defended at California. Named a Don Hansen All-American third-team choice, *D2football.com* All-American honorable mention selection, Don Hansen first-team All-Super Region One choice, first-team All-Daktronics Super Region One selection and first-team PSAC West choice.

PERSONAL: Attended Jefferson High School in Shenandoah Junction, West Va., where he was a three-time all-conference and all-area pick. Named the *Martinsburg Journal* Defensive Player of the Year as a junior. Recorded 17 interceptions and more than 1,500 yards and 22 TDs during high school career. Won state championships in the high jump, long jump and as a member of the 4x100 relay.

McDONALD'S NFL RECORD

Club	G/S	Tackles			Sacks		Interceptions										
		Tkl	So	Ast	QB	Yds	No	Yds	Avg	LG	TD	PD	FF	FR	Yds		
2014 Indianapolis	12/0	0	0	0	0.0	0.0	0	0	0.0	0	0	0	0	0	0	0	0
2015 Indianapolis	1/0	1	0	1	0.0	0.0	0	0	0.0	0	0	0	0	0	0	0	0
New England	1/0	0	0	0	0.0	0.0	0	0	0.0	0	0	0	0	0	0	0	0
Oakland	1/0	0	0	0	0.0	0.0	0	0	0.0	0	0	0	0	0	0	0	0
2016 Seattle	10/0	0	0	0	0.0	0.0	0	0	0.0	0	0	0	0	0	0	0	0
NFL TOTALS	25/0	1	0	1	0.0	0.0	0	0	0.0	0	0	0	0	0	0	0	0

POSTSEASON

Club	G/S	Tackles			Sacks		Interceptions										
		Tkl	So	Ast	QB	Yds	No	Yds	Avg	LG	TD	PD	FF	FR	Yds		
2014 Indianapolis	3/0	0	0	0	0.0	0.0	0	0	0.0	0	0	0	0	0	0	0	0
NFL TOTALS	3/0	0	0	0	0.0	0.0	0	0	0.0	0	0	0	0	0	0	0	0

McDONALD'S SINGLE-GAME HIGHS

Tackles: 1 vs. New Orleans (10/25/15) **FF:** None
Sacks: None **FR:** None
Int.: None

ADDITIONAL STATS

Special Teams Tackles: 2014 (13), 2015 (0), 2016 (4); Career: 17.

McDONALD'S 2016 SEASON

Mia (9/11): Inactive. **at LA (9/18):** Inactive. **SF (9/25):** Active for first time of the season and saw action on special teams. **at NYJ (10/2):** Saw action on special teams. **at NO (10/30):** Saw action on special teams. **Buf (11/7):** Saw action on special teams. **at NE (11/13):** Saw action on special teams and had a tackle.

McDONALD'S 2016 GAME-BY-GAME

Game	G/S	T	S	A	QB	Yds.	QH	Int.	Yds.	PD	FF	FR	Yds.
Games 1-2	0/0				Inactive								
Games 3-12	10/0				Special Teams Only								
Totals	10/0	0	0	0	0.0	0.0	0	0	0	0	0	0	0



19

TANNER McEVOY

WIDE RECEIVER

Height	6-6
Weight	230
College	Wisconsin
Seasons	Rookie
Born	January 26, 1993
Hometown	Hillsdale, N.J.

McEVOY'S 2016 SEASON

Mia (9/11): Saw first-career action. **at LA (9/18):** Inactive. **SF (9/25):** Saw action at WR but did not have a reception. **at NYJ (10/2):** Had first-career reception - a 42-yard TD. **at Ariz (10/23):** Created the Seahawks only score in regulation after blocking a punt with 4:44 remaining in the game. Was recovered at the Cardinals 27-yard line and led to a game-tying FG. **at NO (10/30):** Saw action at WR, but the former Wisconsin QB had a 43-yard double pass completion to C.J. Prosise to the Saints' 2-yard line setting up a Christine Michael TD run on the next play.

2016	Opponent	No	Yds	Avg	LG	TD
9/11	Miami	0	0	0.0	0	0
9/18	at L.A.	Inactive				
9/25	San Francisco	0	0	0.0	0	0
10/2	at N.Y. Jets	1	42	42.0	42t	1
10/16	Atlanta	1	17	17.0	17	0
10/23	at Arizona	1	10	10.0	10	0
10/30	at New Orleans	0	0	0.0	0	0
11/7	Buffalo	0	0	0.0	0	0
11/13	at New England	Inactive				
11/20	Philadelphia	0	0	0.0	0	0
11/27	at Tampa Bay	0	0	0.0	0	0
12/4	Carolina	1	14	14.0	14	0
TOTALS (10/0)		4	83	20.8	42t	1

Additional Stats: Special Teams - Blocked punt 1. **Passing** - (1/1 - 43 yards).



91

CASSIUS MARSH

DEFENSIVE END/LINEBACKER

Height	6-4
Weight	245
College	UCLA
Seasons	NFL 3rd, Seahawks 3rd
Born	July 7, 1992
Hometown	Simi Valley, Calif.

MARSH'S NFL RECORD

Club	G/S	Tackles			Sacks		Interceptions									
		Tkl	So	Ast	QB	Yds	No	Yds	Avg	LG	TD	PD	FF	FR	Yds	
2014 Seattle	5/0	5	1	4	0.0	0.0	0	0	0.0	0	0	0	0	0	0	0
2015 Seattle	16/0	18	12	6	0.0	0.0	0	0	0.0	0	0	0	0	0	0	
2016 Seattle	12/1	12	9	3	2.0	22.0	0	0	0.0	0	0	0	1	1	0	
NFL TOTALS	33/1	35	22	13	2.0	22.0	0	0	0.0	0	0	0	1	1	0	

POSTSEASON

Club	G/S	Tackles			Sacks		Interceptions								
		Tkl	So	Ast	QB	Yds	No	Yds	Avg	LG	TD	PD	FF	FR	Yds
2015 Seattle	2/0	1	0	1	0.0	0.0	0	0	0.0	0	0	0	0	0	0
NFL TOTALS	2/0	1	0	1	0.0	0.0	0	0	0.0	0	0	0	0	0	0

MARSH'S SINGLE-GAME HIGHS

Tackles: 4 vs. Denver (9/21/14) **FF:** 1 vs. Miami (9/11/16)
Sacks: 1, 2 Times, Last vs. Atlanta (10/16/16) **FR:** 1 vs. Carolina (12/4/16)
Int.: None

ADDITIONAL STATS

Special Teams Tackles: 2015 (10); 2016 (3, blocked kick) **Career:** (13, blocked kick).
Postseason: 2015 (1); **Career:** (1).

MARSH'S 2016 SEASON

Mia (9/11): Posted first-career sack and FF on the next to the last play of the game. Also posted three special teams tackles and blocked a 27-yard field goal in a 2-point Seahawks win. **Atl (10/16):** Posted second-career sack. **at Ariz (10/23):** Made first-career start at OLB and had one solo stop. **Car (12/4):** Had first-career fumble recovery.

MARSH'S 2016 GAME-BY-GAME

Game	G/S	T	S	A	QB	Yds.	QH	Int.	Yds.	PD	FF	FR	Yds.
Miami (9/11)	1/0	1	1	0	1.0	9.0	1	0	0	0	1	0	0
at L.A. (9/18)	1/0	0	0	0	0.0	0.0	0	0	0	0	0	0	0
SF (9/25)	1/0	1	0	1	0.0	0.0	0	0	0	0	0	0	0
at NYJ (10/2)	1/0	1	1	0	0.0	0.0	1	0	0	0	0	0	0
Atl (10/16)	1/0	2	1	1	1.0	13.0	1	0	0	0	0	0	0
at Ariz (10/23)	1/1	1	1	0	0.0	0.0	0	0	0	0	0	0	0
at NO (10/30)	1/0	0	0	0	0.0	0.0	0	0	0	0	0	0	0
Buf (11/7)	1/0	0	0	0	0.0	0.0	0	0	0	0	0	0	0
at NE (11/13)	1/0	1	1	0	0.0	0.0	1	0	0	0	0	0	0
Phi (11/20)	1/0	1	1	0	0.0	0.0	1	0	0	0	0	0	0
at TB (11/27)	1/0	4	3	1	0.0	0.0	0	0	0	0	0	0	0
Car (12/4)	1/0	0	0	0	0.0	0.0	0	0	0	0	0	1	0
Totals	12/1	12	9	3	2.0	22.0	5	0	0	0	1	1	0



43

TERRENCE MAGEE

RUNNING BACK

Height	5-9
Weight	220
College	LSU
Seasons	NFL 2nd, Seahawks 1st
Born	March 16, 1993
Hometown	Covington, La.

NFL TRANSACTIONS:

05/08/15: Signed with Baltimore as undrafted FA
 09/05/15: Waived by Baltimore
 09/08/15: Signed as a FA by Baltimore
 09/22/15: Waived by Baltimore
 09/24/15: Signed to Baltimore PS
 10/17/15: Signed to Baltimore active roster
 10/28/15: Waived by Baltimore
 11/28/15: Released from Baltimore PS
 12/02/15: Signed to Baltimore PS
 12/15/15: Signed to Baltimore active roster
 05/06/16: Waived by Baltimore
 06/07/16: Signed as a FA by Los Angeles
 09/03/16: Waived by Los Angeles
 09/04/16: Signed to Los Angeles PS
 09/08/16: Released from Los Angeles PS
 09/21/16: Signed to Seattle PS
 09/24/16: Signed to Seattle active roster

NFL CAREER HIGHLIGHTS:

- Saw action in four games with Baltimore in 2015 where he spent time on the active roster and on the practice squad for most of the season.

COLLEGE: Played in 40 games (one start) in four years with the Tigers, rushing for 1,330 yards and 12 touchdowns, netting 24 receptions for 271 yards. As a senior, was given the honor of wearing the coveted No. 18 jersey. The No. 18 tradition started with QB Matt

Mauck in 2003 when he led the Tigers to the National Title. Since then, the player who most represents what it means to be an LSU Tiger – on and off the field – is awarded the No. 18. In 2014, he saw action in 13 games (one start), finishing with 571 rushing yards and three touchdowns on 112 carries (5.1 avg.). Ranked second on the team with 626 rushing yards and eight touchdowns as a junior in 2013, seeing action in all 13 contests. Ran for 100-plus yards in three games, including a career-high 149 yards (including a career-long 65 yarder) against Texas A&M. Played in nine games (no rushing yards) as a sophomore in 2012. As a true freshman in 2011, saw action in five games, rushing seven times. Graduated from LSU with a degree in sports administration.

PERSONAL: Prepped at Franklinton (La.) High School, where as a QB, led team to a 14-1 record and the 2010 Louisiana 4A State Championship. Passed for 2,634 yards and 35 TDs and rushed for 1,370 yards and 19 touchdowns on 161 carries that season. Honored as the Louisiana 4A Most Outstanding Offensive Player of the Year and was named the 2010 Warrick Dunn Award honoree as WAFB's Sportsline Player of the Year. Also earned honorable mention 4A All-State accolades in baseball as a senior when he pitched and played centerfield.

MAGEE'S 2016 SEASON

Signed to the practice squad September 21. Signed to the 53-man roster September 24. Released September 28 after the team signed C.J. Spiller. **SF (9/25):** Saw action in first game for Seattle and carried three times for 12 yards.

2016 Weeks	Opponent	Rushing					Receiving					Total
		Att	Yds	Avg	LG	TD	Rec	Yds	Avg	LG	TD	
1-2	Not on roster											
09/25	San Francisco	3	12	4.0	5	0	0	0	0.0	0	0	12
TOTALS (1/0)		3	12	4.0	5	0	0	0	0.0	0	0	12

MAGEE'S NFL RECORD

	Club	G/S	Rushing					Receiving				
			Att	Yds	Avg	LG	TD	No	Yds	Avg	LG	TD
2015	Baltimore	4/0	2	5	2.5	4	0	1	2	2.0	2	0
2016	Seattle	1/0	3	12	4.0	5	0	0	0	0.0	0	0
NFL TOTALS		5/0	5	17	3.4	5	0	1	2	2.0	2	0

MAGEE'S SINGLE-GAME HIGHS

<p>Rushing Rush Attempts: 3 vs. San Francisco (9/25/16) Rush Yards: 12 vs. San Francisco (9/25/16) Longest Rush: 5, vs. San Francisco (9/25/16) Most Rush TDs: None</p>	<p>Receiving Most Rec.: 1 vs. Kansas City (12/20/15) Most Rec. Yards: 2 vs. Kansas City (12/20/15) Longest Reception: 2 vs. Kansas City (12/20/16) Most Rec. TDs: None</p>
--	---



32

CHRISTINE MICHAEL

RUNNING BACK

Height	5-10
Weight	221
College	Texas A&M
Seasons	NFL 4th, Seahawks 4th
Born	November 9, 1990
Hometown	Beaumont, Texas
Pronunciation	KRIS-tin

MICHAEL'S NFL RECORD

Club	G/S	Rushing					Receiving				
		Att	Yds	Avg	LG	TD	No	Yds	Avg	LG	TD
2013 Seattle	4/0	18	79	4.3	13	0	0	0	0.0	0	0
2014 Seattle	10/0	34	175	5.1	45	0	1	12	12.0	12	0
2015 Dallas	5/0	15	51	3.4	13	0	1	2	2.0	2	0
2015 Seattle	3/2	39	192	4.9	45	0	2	14	7.0	11	0
2016 Seattle	9/7	117	469	4.0	41t	6	20	96	4.8	13	1
NFL TOTALS	31/9	223	966	4.3	45	6	24	124	5.2	13	1

POSTSEASON

Club	G/S	Rushing					Receiving				
		Att	Yds	Avg	LG	TD	No	Yds	Avg.	LG	TD
2013 Seattle											
2014 Seattle	0/0	0	0	0.0	Inactive	0	0	0.0	0	0	
2015 Seattle	2/1	21	70	3.3	13	0	1	14	14.0	14	0
NFL TOTALS	2/1	21	70	3.3	13	0	1	14	14.0	14	0

MICHAEL'S SINGLE-GAME HIGHS

Rushing Rush Attempts: 20 vs. San Francisco (9/25/16) Rush Yards: 106 vs. San Francisco (9/25/16) Longest Rush: 45, 2 Times, Last at Arizona (1/3/16) Most Rush TDs: 2, 2 Times, Last vs. Atl (10/16/16)	Receiving Most Rec.: 5 at NY Jets (10/2/16) Most Rec. Yards: 32 at NY Jets (10/2/16) Longest Reception: 13 at L.A. (9/18/16) Most Rec. TDs: 1 at NY Jets (10/2/16)
---	---

MICHAEL'S 2016 SEASON

Was waived November 15 and claimed by the Green Bay Packers a day later. **at LA (9/18):** Led team in rushing with 60 yards on 10 carries. Also set career highs with three receptions, 26 yards and a long catch of 13 yards. **SF (9/25):** Scored first career TD on a 41-yard run on the game's third play from scrimmage. Also rushed for a career-best 106 yards on a career-high 20 carries. **at NYJ (10/2):** Had a career-best five receptions for a career-best 32 yards and posted first-career receiving TD on a 6-yard pass. **Atl (10/16):** Recorded two rushing TDs for the second time in three games.

2016	Opponent	-----Rushing-----					-----Receiving-----					Total
		Att	Yds	Avg	LG	TD	Rec	Yds	Avg	LG	TD	
09/11	Miami	15	66	4.4	16	0	2	5	2.5	5	0	71
09/18	at L.A.	10	60	6.0	16	0	3	26	8.7	13	0	86
09/25	San Francisco	20	106	5.3	41t	2	2	5	2.5	5	0	111
10/2	at N.Y. Jets	18	58	3.2	10	0	5	32	6.4	9	1	90
10/16	Atlanta	18	64	3.6	21	2	3	19	6.3	9	0	83
10/23	at Arizona	16	52	3.3	10	0	3	3	1.0	6	0	55
10/30	at New Orleans	10	40	4.0	10	1	1	2	2.0	2	0	42
11/7	Buffalo	5	1	0.2	3t	1	0	0	0.0	0	0	1
11/13	at New England	5	22	4.4	9	0	1	4	4.0	4	0	26
TOTALS (9/7)		117	469	4.0	41t	6	20	98	4.8	13	1	564

MICHAEL'S GAME-BY-GAME

2013	Opponent	-----Rushing-----					-----Receiving-----					Total
		Att	Yds	Avg	LG	TD	Rec	Yds	Avg	LG	TD	
9/8	at Carolina	Did Not Play										
9/15	San Francisco	Inactive										
9/22	Jacksonville	9	37	4.1	11	0	0	0	0.0	0	0	0
9/29	at Houston	Did Not Play										
10/6	at Indianapolis	Special Teams Only										
10/13	Tennessee	Did Not Play										
10/17	at Arizona	Did Not Play										
10/28	at St. Louis	Did Not Play										
11/3	Tampa Bay	Inactive										
11/10	at Atlanta	8	33	4.1	13	0	0	0	0.0	0	0	0
11/17	Minnesota	1	9	9.0	9	0	0	0	0.0	0	0	0
12/2	New Orleans	Inactive										
12/8	at San Francisco	Inactive										
12/15	at NY Giants	Inactive										
12/22	Arizona	Did Not Play										
12/29	St. Louis	Inactive										
TOTALS (4/0)		18	79	4.4	13	0	0	0	0.0	0	0	0
1/11	New Orleans	Inactive										
1/19	San Francisco	Inactive										
2/2	Denver	Inactive										
PLAYOFFS (0/0)		0	0	0.0	0	0	0	0	0.0	0	0	0

2014	Opponent	-----Rushing-----					-----Receiving-----					Total
		Att	Yds	Avg	LG	TD	Rec	Yds	Avg	LG	TD	
Games 1-3		Inactive (hamstring)										
Games 4-5		Inactive										
10/19	at St. Louis	2	5	2.5	3	0	0	0	0.0	0	0	5
10/26	at Carolina	4	12	3.0	6	0	0	0	0.0	0	0	12
11/02	Oakland	4	16	4.0	8	0	0	0	0.0	0	0	16
11/09	NY Giants	4	71	17.8	45	0	0	0	0.0	0	0	71
11/16	at Kansas City	1	-2	-2.0	-2	0	0	0	0.0	0	0	-2
11/23	Arizona	Did Not Play										
11/27	at San Francisco	3	10	3.3	8	0	1	12	12.0	12	0	22
12/07	at Philadelphia	6	32	5.3	11	0	0	0	0.0	0	0	32
12/14	San Francisco	1	1	1.0	1	0	0	0	0.0	0	0	1
12/21	at Arizona	8	28	3.5	15	0	0	0	0.0	0	0	28
12/28	St. Louis	1	2	2.0	2	0	0	0	0.0	0	0	2
TOTALS (10/0)		34	175	5.1	45	0	1	12	12.0	12	0	187
1/10	Carolina	Did Not Play										
1/18	Green Bay	Did Not Play										
2/1	New England	Did Not Play										
PLAYOFFS (0/0)		0	0	0.0	0	0	0	0	0.0	0	0	0

2015	Opponent	-----Rushing-----					-----Receiving-----					Total
		Att	Yds	Avg	LG	TD	Rec	Yds	Avg	LG	TD	
<i>With Dallas</i>												
10/4	at New Orleans	1	-1	-1.0	-1	0	0	0	0.0	0	0	-1
10/11	New England	1	6	6.0	6	0	0	0	0.0	0	0	6
10/25	at N.Y. Giants	5	18	3.6	13	0	1	2	2.0	2	0	20
11/1	Seattle	5	20	4.0	9	0	0	0	0.0	0	0	20
11/15	at Tampa Bay	3	8	2.7	4	0	0	0	0.0	0	0	8
<i>With Seattle</i>												
12/20	Cleveland	16	84	5.3	10	0	0	0	0.0	0	0	84
12/27	St. Louis	6	6	1.0	5	0	2	14	7.0	11	0	20
1/3	at Arizona	17	102	6.0	45	0	0	0	0.0	0	0	102
TOTALS (8/2)		54	243	4.5	45	0	3	16	5.3	11	0	259
1/10	at Minnesota	21	70	3.3	13	0	1	14	14.0	14	0	84
1/17	at Carolina	0	0	0.0	0	0	0	0	0.0	0	0	0
PLAYOFF TOTALS (2/1)		21	70	3.3	13	0	1	14	14.0	14	0	84



97

DAMONTRE MOORE

DEFENSIVE END

Height	6-4
Weight	260
College	Texas A&M
Seasons	NFL 4th, Seahawks 1st
Born	September 11, 1992
Hometown	Garland, Texas

NFL TRANSACTIONS:

04/25/13: Drafted by NY Giants (3rd round, 81st)
 12/11/15: Waived by NY Giants
 12/15/15: Claimed off waivers by Miami
 05/02/16: Waived by Miami
 05/09/16: Signed as FA by Oakland
 08/05/16: Waived by Oakland
 11/01/16: Signed as FA by Seattle

NFL CAREER HIGHLIGHTS:

- Career totals entering 2016 include 45 games played 50 tackles (36 solo), 9.5 sacks, one forced fumble, one fumble recovery and five passes defended.
- Made mark on special teams, totaling 16 special teams tackles and two blocked punts over his first three seasons.
- Has posted two career multi-sack games, both with NY Giants.
- Racked up a career-high 24 tackles and 5.5 sacks for the Giants in 2014.

COLLEGE: Played in 38 games with 23 starts in three seasons at Texas A&M. Had 13 starts at defensive end and 10 at right outside linebacker. Career totals include 197 tackles (116 solo). His 26.5 sacks rank sixth in school history. Also had 45 stops for losses of 205 yards. Registered 13 quarterback pressures, blocked two kicks, gained eight yards on an INT return,

recovered a fumble and posted three passes defended. Also forced eight fumbles. In 2012, started all 13 games and was a consensus first-team All-American selection (Walter Camp, American Football Coaches Association, ESPN.com, Max Emfinger CFB, Football Writers Association). Finalist for the Ted Hendricks Defensive End Award and a semi-finalist for the Lombardi and Chuck Bednarik Awards. Also named first-team All-SEC and was a two-time conference Defensive Lineman of the Week choice. Credited with 85 tackles (57). His 12.5 sacks for minus 70 yards placed him third in the league and ninth in the nation. In 2011, played in 12 games with 10 starts. Finished fourth on the team with 72 tackles (41) and second in the league with 8.5 sacks. In 2010, played in 13 games and posted 40 tackles (18), including 5.5 sacks for minus 38 yards. Also contributed an INT and a team-high three forced fumbles. Majored in communications.

PERSONAL: Attended Rowlett (Texas) High School and earned All-State honorable mention from the Associated Press and was a first-team All-Area honoree by The Dallas Morning News after recording 66 tackles and six sacks as a senior. Earned All-America honors from Max Emfinger and was a Super Prep Southwest Team pick that year. Collected 41 tackles as a junior.

MOORE'S NFL RECORD

Club	G/S	Tackles			Sacks		Interceptions								
		Tkl	So	Ast	QB	Yds	No	Yds	Avg	LG	TD	PD	FF	FR	Yds
2013 NY Giants	15/0	5	3	2	0.0	0.0	0	0	0.0	0	0	1	1	0	0
2014 NY Giants	16/0	24	18	6	5.5	35.0	0	0	0.0	0	0	3	0	0	0
2015 NY Giants	11/0	17	12	5	3.0	16.0	0	0	0.0	0	0	0	1	1	0
Miami	3/0	4	3	1	1.0	8.0	0	0	0.0	0	0	1	0	0	0
2016 Seattle	4/0	7	3	4	0.5	3.5	0	0	0.0	0	0	0	0	0	0
NFL TOTALS	49/0	57	39	18	10.0	62.5	0	0	0.0	0	0	5	2	1	0

MOORE'S SINGLE-GAME HIGHS

Tackles: 5, 3 Times, Last vs. NY Jets (12/6/15) **FF:** 1, 2 Times, Last vs. San Francisco (10/11/15)
Sacks: 2.0, 2 Times, Last vs. San Francisco (10/11/15) **FR:** 1, at Philadelphia (10/19/15)
INT: None

ADDITIONAL STATS

Special Teams Tackles: 2013 (8), 2014 (8); **Career:** (16).
Punt Blocks: 2013 (1), 2014 (1); **Career:** (2).

MOORE'S 2016 SEASON

Signed with Seattle November 1. **Buf (11/7):** Saw action in first game of the season and registered three tackles (2 solo), including two for loss. **at NE (11/13):** Partnered with Jarran Reed for a sack, first of the season. **at TB (11/27):** Inactive (foot).

MOORE'S 2016 GAME-BY-GAME

Game	G/S	T	S	A	QB	Yds.	QH	Int.	Yds.	PD	FF	FR	Yds.
Buf (11/7)	1/0	3	2	1	0.0	0.0	0	0	0	0	0	0	0
at NE (11/13)	1/0	1	0	1	0.5	3.5	1	0	0	0	0	0	0
Phi (11/20)	1/0	1	0	1	0.0	0.0	0	0	0	0	0	0	0
at TB (11/27)													
Car (12/4)	1/0	2	1	1	0.0	0.0	0	0	0	0	0	0	0
Totals	4/0	7	3	4	0.5	3.5	1	0	0	0	0	0	0



57

MIKE MORGAN

LINEBACKER

Height	6-3
Weight	235
College	Southern California
Seasons	NFL 6th, Seahawks 6th
Born	January 16, 1988
Hometown	Dallas, Texas



70

REES ODHIAMBO

GUARD

Height	6-4
Weight	315
College	Boise State
NFL Seasons	Rookie
Born	September 23, 1992
Hometown	Mansfield, Texas
Pronunciation	oh-dee-OHM-boh

MORGAN'S NFL RECORD

Club	G/S	Tackles				Sacks		Interceptions								
		Tkl	So	Ast	QB	Yds	No	Yds	Avg	LG	TD	PD	FF	FR	Yds	
2011 Seattle	5/0	0	0	0	0.0	0.0	0	0	0.0	0	0	0	0	0	0	0
2012 Seattle	16/1	12	6	6	0.0	0.0	0	0	0.0	0	0	0	0	0	0	0
2013 Seattle	16/0	5	3	2	0.0	0.0	0	0	0.0	0	0	0	0	0	0	0
2014 Seattle	16/0	4	4	0	0.0	0.0	0	0	0.0	0	0	0	0	0	0	0
2015 Seattle	14/2	11	7	4	1.0	4.0	0	0	0.0	0	0	0	0	0	0	0
2016 Seattle	5/2	7	3	4	0.0	0.0	1	14	14.0	14	0	1	0	0	0	0
NFL TOTALS	72/5	39	23	16	1.0	4.0	1	14	14.0	14	0	1	0	0	0	0

Club	G/S	Tackles				Sacks		Interceptions								
		Tkl	So	Ast	QB	Yds	No	Yds	Avg	LG	TD	PD	FF	FR	Yds	
2012 Seattle	2/0	0	0	0	0.0	0.0	0	0	0.0	0	0	0	0	0	0	0
2013 Seattle	3/0	0	0	0	0.0	0.0	0	0	0.0	0	0	0	0	0	0	0
2014 Seattle	3/0	0	0	0	0.0	0.0	0	0	0.0	0	0	0	0	0	0	0
2015 Seattle	2/0	0	0	0	0.0	0.0	0	0	0.0	0	0	0	0	0	0	0
NFL TOTALS	10/0	0	0	0	0.0	0.0	0	0	0.0	0	0	0	0	0	0	0

ODHIAMBO'S NFL RECORD

Year	Team	GP/GS	Postseason
2016	Seattle	4/0	
NFL TOTALS		4/0	

ODHIAMBO'S 2016 SEASON

Mia (9/11): Inactive. **at LA (9/18):** Saw first-career action on special teams. **SF (9/25):** Inactive. **at NYJ (10/2):** Inactive. **Atl (10/16):** Inactive. **at Ariz (10/23):** Inactive. **at NO (10/30):** Did not play. **Buf (11/7):** Inactive. **at NE (11/13):** Inactive. **Phi (11/20):** Saw first action of career at left tackle in place of George Fant (shoulder). Fant later returned to the game. **at TB (11/27):** Saw action on special teams. **Car (12/4):** Saw action for one series at LT in place of Fant (shoulder).

MORGAN'S SINGLE-GAME HIGHS

Tackles: 6 vs. N.Y. Jets (11/11/12) **FF:** None
Sacks: 1.0 vs. Carolina (10/18/15) **FR:** None
Int.: 1 vs. Carolina

ADDITIONAL STATS

Special Teams Tackles: 2012 (7); 2013 (6), 2015 (6), 2016 (2); **Career:** (21).
Postseason Special Teams Tackles: 2012 (1), 2015 (1); **Career:** (2).

MORGAN'S 2016 SEASON

Placed on injured reserve (core) October 3. Activated to the 53-man roster from injured reserve on December 3. **Mia (9/11):** Didn't start when team opened in nickel. **at LA (9/18):** Started at OLB. **Car (12/4):** Returned to action after missing seven games and recorded first-career interception on the first play of the game.

MORGAN'S 2016 GAME-BY-GAME

Game	G/S	T	S	A	QB	Yds.	QH	Int.	Yds.	PD	FF	FR	Yds.
Miami (9/11)	1/0	0	0	0	0.0	0.0	0	0	0	0	0	0	0
at L.A. (9/18)	1/1	1	1	0	0.0	0.0	0	0	0	0	0	0	0
SF (9/25)	1/0	1	0	1	0.0	0.0	0	0	0	0	0	0	0
at NYJ (10/2)	1/0	0	0	0	0.0	0.0	0	0	0	0	0	0	0
Games 5-11		Injured Reserve (Core)											
Car (12/4)	1/1	5	2	3	0.0	0.0	0	1	14	1	0	0	0
Totals	5/2	7	3	4	0.0	0.0	0	1	14	1	0	0	0




58

KEVIN PIERRE-LOUIS

LINEBACKER

Height	6-0
Weight	230
College	Boston College
Seasons	NFL 3rd, Seahawks 3rd
Born	October 7, 1991
Hometown	Norwalk, Conn.



43

TROYMAINE POPE

RUNNING BACK

Height	5-8
Weight	205
College	Jacksonville St.
NFL Seasons	Rookie
Born	November 29, 1993
Hometown	Anniston, Ala.

PIERRE-LOUIS' NFL RECORD

Club	G/S	Tackles			Sacks		Interceptions					FF	FR	Yds	
		Tkl	So	Ast	QB	Yds	No	Yds	Avg	LG	TD				PD
2014 Seattle	7/0	10	7	3	0.0	0.0	0	0	0.0	0	0	0	0	0	0
2015 Seattle	14/1	12	3	9	0.0	0.0	0	0	0.0	0	0	1	0	0	0
2016 Seattle	9/0	6	3	3	0.0	0.0	0	0	0.0	0	0	0	0	0	0
NFL TOTALS	30/1	28	13	15	0.0	0.0	0	0	0.0	0	0	1	0	0	0

POSTSEASON															
Club	G/S	Tackles			Sacks		Interceptions					FF	FR	Yds	
		Tkl	So	Ast	QB	Yds	No	Yds	Avg	LG	TD				PD
2015 Seattle	1/0	0	0	0	0.0	0.0	0	0	0.0	0	0	0	0	0	0
NFL TOTALS	1/0	0	0	0	0.0	0.0	0	0	0.0	0	0	0	0	0	0

PIERRE-LOUIS' SINGLE-GAME HIGHS

Tackles: 11 vs. Carolina (10/18/15) **FF:** None
Sacks: None **FR:** None
Int.: None

ADDITIONAL STATS

Special Teams Tackles: 2015 (6), 2016 (4); **Career:** (10).
Postseason Special Teams Tackles: 2015 (1); **Career:** (1).

PIERRE-LOUIS' 2016 SEASON

Mia (9/11): Saw limited action at LB when KJ Wright exited the game. Had one special teams tackle. **Atl (10/16):** Didn't start, but took over the role at OLB in place of Mike Morgan (IR). **at Ariz (10/23):** Inactive (ankle). **at NO (10/30):** Inactive (ankle). **Buf (11/7):** Returned from ankle injury and had a special teams tackle. **at NE (11/13):** Saw action on special teams, but left with an injured hamstring. **Phi (11/20):** Inactive (hamstring).


PIERRE-LOUIS' 2016 GAME-BY-GAME

Game	G/S	T	S	A	QB	Yds.	QH	Int.	Yds.	PD	FF	FR	Yds.
Miami (9/11)	1/0	0	0	0	0.0	0.0	0	0	0	0	0	0	0
Games 2-4	3/0	Special Teams Only											
Atl (10/16)	1/0	2	0	2	0.0	0.0	0	0	0	0	0	0	0
at Ariz (10/23)		Inactive (ankle)											
at NO (10/30)		Inactive (ankle)											
Buf (11/7)	1/0	Special Teams Only											
at NE (11/13)	1/0	Special Teams Only											
Phi (11/20)		Inactive (hamstring)											
at TB (11/27)	1/0	3	3	0	0.0	0.0	0	0	0	0	0	0	0
Car (12/4)	1/0	1	0	1	0.0	0.0	0	0	0	0	0	0	0
Totals	9/0	6	3	3	0.0	0.0	0	0	0	0	0	0	0

POPE'S 2016 SEASON

Signed as an undrafted FA by Seattle on August 6. Waived by Seattle on September 3. Claimed by the N.Y. Jets September 4. Waived by the N.Y. Jets November 1. Signed to Seattle's practice squad November 4. Signed to Seattle's active roster November 16. **Phi (11/20):** Saw first action with Seattle and carried twice for three yards before injuring ankle and not returning. **at TB (11/27):** Inactive (ankle).

2016 Opponent	-----Rushing-----					-----Receiving-----					Total
	Att	Yds	Avg	LG	TD	Rec	Yds	Avg	LG	TD	
With N.Y. Jets											
Games 1-3	Inactive										
10/2 Seattle	Did Not Play										
10/9 at Pittsburgh	Did Not Play										
10/17 at Arizona	Did Not Play										
10/23 Baltimore	1	1	1.0	1	0	0	0	0.0	0	0	1
With Seattle											
11/7 Buffalo	Practice Squad										
11/13 at New England	Practice Squad										
11/20 Philadelphia	2	3	1.5	2	0	0	0	0.0	0	0	2
11/27 at Tampa Bay	Inactive (ankle)										
12/4 Carolina	8	28	3.5	18	0	1	5	5.0	5	0	33
SEATTLE TOTALS (2/0)	10	31	3.1	18	0	1	5	5.0	5	0	35
NFL TOTALS (3/0)	11	32	2.9	18	0	1	5	5.0	5	0	36




40

TYVIS POWELL

SAFETY

Height	6-3
Weight	211
College	Ohio State
Seasons	Rookie
Born	February 16, 1994
Hometown	Bedford, Ohio



22

C.J. PROISE

RUNNING BACK

Height	6-1
Weight	220
College	Notre Dame
NFL Seasons	Rookie
Born	May 20, 1994
Hometown	Petersburg, Va.
Pronunciation	PRO-sise

POWELL'S 2016 SEASON

Mia (9/11): Saw action in first-career game on special teams and had a tackle. **at LA (9/18):** Saw action on special teams and had a tackle. **SF (9/25):** Inactive. **at NYJ (10/2):** Inactive. **Atl (10/16):** Saw action on special teams. **at Ariz (10/23):** Saw action on special teams. **at NO (10/30):** Saw action on special teams. **at NE (11/13):** Inactive. **Phi (11/20):** Inactive.

POWELL'S 2016 GAME-BY-GAME

Game	G/S	T	S	A	QB	Yds.	QH	Int.	Yds.	PD	FF	FR	Yds.
Games 1-2	2/0												
Games 3-4													
Atl (10/16)	1/0												
at Ariz (10/23)	1/0												
at NO (10/30)	1/0												
Buf (11/7)	1/0												
at NE (11/13)													
Phi (11/20)													
at TB (11/27)	1/0												
Car (12/4)	1/0												
Totals	8/0	0	0	0	0.0	0.0	0	0	0	0	0	0	0

Additional Stats: Special Teams Tackles (3).

PROISE'S 2016 SEASON

Mia (9/11): Saw action in first-career game. Did not finish the game with an injured wrist. **at LA (9/18):** Inactive (wrist). **SF (9/25):** Inactive (wrist). **at NYJ (10/2):** Inactive (wrist). **Atl (10/16):** Inactive (wrist). **at NO (10/30):** Saw most action of the season and led team with 80 receiving yards. **at NE (11/13):** Made first-career start and became first Seahawks player to lead the team in both rushing (66) and receiving yards (87) since Marshawn Lynch in 2014. **Phi (11/20):** Led team with 76 rushing yards on four carries, including 72-yard TD run, before leaving the game with an injured shoulder. **at TB (11/27):** Inactive (shoulder).

2016	Opponent	-----Rushing-----					-----Receiving-----					
		Att	Yds	Avg	LG	TD	Rec	Yds	Avg	LG	TD	Total
09/11	Miami	1	-2	-2.0	-2	0	1	13	13.0	13	0	11
Games 2-5												
10/23	at Arizona	1	0	0.0	0	0	2	17	8.5	9	0	17
10/30	at New Orleans	4	23	5.8	8	0	4	80	20.0	43	0	103
11/7	Buffalo	3	9	3.0	4	0	1	6	6.0	6	0	15
11/13	at New England	17	66	3.9	10	0	7	87	12.4	38	0	153
11/20	Philadelphia	4	76	19.0	72t	1	2	5	2.5	5	0	81
11/27	at Tampa Bay											
12/4	Carolina											
TOTALS (6/2)		30	172	5.7	72t	1	17	208	12.2	43	0	380



34

THOMAS RAWLS

RUNNING BACK

Height 5-9
Weight 215
College Central Michigan
Seasons NFL 2nd, Seahawks 2nd
Born August 8, 1993
Hometown Flint, Mich.

RAWLS' NFL RECORD

Club	Team	G/S	Rushing					Receiving				
			Att	Yds	Avg	LG	TD	No	Yds	Avg	LG	TD
2015	Seattle	13/7	147	830	5.6	69t	4	9	76	8.4	31t	1
2016	Seattle	5/3	60	226	3.8	45t	2	10	84	8.4	20	0
NFL TOTALS		18/10	207	1,056	5.1	69t	6	19	160	8.4	31t	1

RAWLS' SINGLE-GAME HIGHS

<p>Rushing Rush Attempts: 30 vs. San Francisco (11/22/15) Rush Yards: 209 vs. San Francisco (11/22/15) Longest Rush: 69t at Cincinnati (10/11/15) Most Rush TDs: 2 vs. Carolina (12/4/16)</p>	<p>Receiving Most Rec.: 3, 3 Times, Last at L.A. (9/18/16) Most Rec. Yards: 46 vs. San Francisco (11/22/15) Longest Reception: 31t vs. San Francisco (11/22/15) Most Rec. TDs: 1 vs. San Francisco (11/22/15)</p>
--	--

RAWLS' 2016 SEASON

Mia (9/11): Saw action in first game since injuring his ankle in 2015. **at LA (9/18):** Started but did not play in the second half after injuring his fibula. **SF (9/25):** Inactive (fibula). **Phi (11/20):** Returned to action and totaled 88 yards from scrimmage. **Car (12/4):** Set a career high with two TD runs, including a season-long 45-yard rush. Totaled 106 yards on 15 carries (7.1 avg.).

2016	Opponent	Rushing					Receiving					Total
		Att	Yds	Avg	LG	TD	Rec	Yds	Avg	LG	TD	
9/11	Miami	12	32	2.7	8	0	3	26	8.7	11	0	58
9/18	at L.A.	7	-7	-1.0	-11	0	3	15	5.0	11	0	8
Games 3-9		Inactive (fibula)										
11/20	Philadelphia	14	57	4.1	18	0	3	31	10.3	20	0	88
11/27	at Tampa Bay	12	38	3.2	8	0	0	0	0.0	0	0	38
12/4	Carolina	15	106	7.1	45t	2	1	12	12.0	12	0	118
TOTALS (5/3)		60	226	3.8	45t	2	10	84	8.4	20	0	272

RAWLS' GAME-BY-GAME

2015	Opponent	Rushing					Receiving					Total
		Att	Yds	Avg	LG	TD	Rec	Yds	Avg	LG	TD	
9/13	at St. Louis	2	5	2.5	4	0	0	0	0.0	0	0	5
9/20	at Green Bay	0	0	0.0	0	0	0	0	0.0	0	0	0
9/27	Chicago	16	104	6.5	21	0	0	0	0.0	0	0	104
10/5	Detroit	17	48	2.8	10	0	1	-1	-1.0	-1	0	47
10/11	at Cincinnati	23	169	7.3	69t	1	0	0	0.0	0	0	169
10/18	Carolina	1	8	8.0	8	0	0	0	0.0	0	0	8
10/22	at San Francisco	6	32	5.3	17	0	2	9	4.5	5	0	41
11/1	at Dallas	4	10	2.5	7	0	0	0	0.0	0	0	10
11/15	Arizona	2	19	9.5	13	0	0	0	0.0	0	0	19
11/22	San Francisco	30	209	7.0	30	1	3	46	15.3	31t	1	255
11/29	Pittsburgh	21	81	3.9	17	1	0	0	0.0	0	0	81
12/6	at Minnesota	19	101	5.3	20	1	3	22	7.3	9	0	123
12/13	at Baltimore	6	44	7.3	16	0	0	0	0.0	0	0	44
TOTALS (13/7)		147	830	5.6	69t	4	9	76	8.4	31t	1	906



90

JARRAN REED

DEFENSIVE TACKLE

Height	6-3
Weight	311
College	Alabama
NFL Seasons	Rookie
Born	December 16, 1992
Hometown	Goldsboro, N.C.
Pronunciation	JARE-inn

REED'S 2016 SEASON

Mia (9/11): Started first-career game and had two tackles and two passes defended. **SF (9/25):** Had three assisted tackles. **at NYJ (10/2):** Inactive (hip). **Atl (10/16):** Returned to action and totaled three tackles (1 solo), including first-career sack and two QB hits. **at NE (11/13):** Totaled a season-best five tackles and shared a sack with Damontre Moore.

REED'S 2016 GAME-BY-GAME

Game	G/S	T	S	A	QB	Yds.	QH	Int.	Yds.	PD	FF	FR	Yds.
Miami (9/11)	1/1	2	0	2	0.0	0.0	0	0	0	2	0	0	0
at L.A. (9/18)	1/1	2	1	1	0.0	0.0	0	0	0	0	0	0	0
SF (9/25)	1/1	3	0	3	0.0	0.0	0	0	0	0	0	0	0
at NYJ (10/2)		Inactive (hip)											
Atl (10/16)	1/0	3	1	2	1.0	0.0	2	0	0	0	0	0	0
at Ariz (10/23)	1/0	1	1	0	0.0	0.0	0	0	0	0	0	0	0
at NO (10/30)	1/0	3	1	2	0.0	0.0	0	0	0	0	0	0	0
Buf (11/7)	1/0	2	1	1	0.0	0.0	0	0	0	0	0	0	0
at NE (11/13)	1/0	5	1	4	0.5	3.5	1	0	0	0	0	0	0
Phi (11/20)	1/0	2	1	1	0.0	0.0	1	0	0	1	0	0	0
at TB (11/27)	1/0	2	1	1	0.0	0.0	0	0	0	0	0	0	0
Car (12/4)	1/0	0	0	0	0.0	0.0	0	0	0	0	0	0	0
Totals	11/3	25	8	17	1.5	3.5	4	0	0	3	0	0	0



10

PAUL RICHARDSON

WIDE RECEIVER

Height 6-0
 Weight 183
 College Colorado
 Seasons NFL 3rd, Seahawks 3rd
 Born April 13, 1992
 Hometown Los Angeles, Calif.

RICHARDSON'S NFL RECORD

Year	Club	G/S	No	Yds	Avg	LG	TD
2014	Seattle	15/6	29	271	9.3	32	1
2015	Seattle	1/0	1	40	40.0	40	0
2016	Seattle	11/0	13	206	15.8	39	0
NFL TOTALS		27/6	43	517	12.0	40	1

POSTSEASON							
Year	Club	G/S	No	Yds	Avg	LG	TD
2014	Seattle	1/0	1	21	21.0	21	0
NFL TOTALS		1/0	1	21	21.0	21	0

RICHARDSON'S SINGLE-GAME HIGHS

Most Receptions: 5, 2 Times, Last vs. St. Louis (12/28/14) **Most Yards:** 60 vs. St. Louis (12/28/14)
Most TDs: 1 vs. San Francisco (12/14/14) **Longest Reception:** 40 vs. SF (11/22/15)

ADDITIONAL STATS

Special Teams Tackles: 2016 (2); Career: (2).

RICHARDSON'S 2016 SEASON

2016	Opponent	No	Yds	Avg	LG	TD
9/11	Miami	1	11	11.0	11	0
9/18	at L.A.	3	35	11.7	14	0
9/25	San Francisco	0	0	0.0	0	0
10/2	at N.Y. Jets	1	27	27.0	27	0
10/16	Atlanta	0	0	0.0	0	0
10/23	at Arizona	1	10	10.0	10	0
10/30	at New Orleans	2	33	16.5	23	0
11/7	Buffalo	1	15	17.0	15	0
11/13	at New England	2	52	26.0	39	0
11/20	Philadelphia	1	6	6.0	6	0
11/27	at Tampa Bay	1	17	17.0	17	0
12/4	Carolina	Inactive (hamstring)				
TOTALS (11/0)		13	206	15.8	39	0

RICHARDSON'S GAME-BY-GAME RECEIVING

2014	Opponent	No	Yds	Avg	LG	TD	2015	Opponent	No	Yds	Avg	LG	TD	
09/04	Green Bay	0	0	0.0	0	0	Games 1-8	PUP (Knee)						
09/14	at San Diego	0	0	0.0	0	0	11/15	Arizona	1	40	40.0	40	0	
09/21	Denver	1	7	7.0	7	0	11/22	San Francisco	Inactive (Hamstring)					
10/06	at Washington	0	0	0.0	0	0	11/29	Pittsburgh	Inactive (Hamstring)					
10/12	Dallas	Inactive						TOTALS (1/0)						
10/19	at St. Louis	4	33	8.3	11	0	1	40	40.0	40	0			
10/26	at Carolina	2	20	10.0	11	0								
11/02	Oakland	3	12	4.0	10	0								
11/09	NY Giants	0	0	0.0	0	0								
11/16	at Kansas City	3	24	8.0	10	0								
11/23	Arizona	0	0	0.0	0	0								
11/27	at San Francisco	1	6	6.0	6	0								
12/07	at Philadelphia	2	27	13.5	20	0								
12/14	San Francisco	3	30	10.0	11	1								
12/21	at Arizona	5	52	10.4	22	0								
12/28	St. Louis	5	60	12.0	32	0								
TOTALS (15/6)		29	271	9.3	32	1								
1/10	Carolina	1	21	21.0	21	0								
PLAYOFFS (1/0)		1	21	21.0	21	0								



77

AHTYBA RUBIN

DEFENSIVE TACKLE

Height	6-2
Weight	310
College	Iowa State
Seasons	NFL 9th, Seahawks 2nd
Born	July 25, 1986
Hometown	Pensacola, Fla.
Pronunciation	ah-TAH-buh

RUBIN'S NFL RECORD

Year	Club	G/S	Tackles			Sacks		Interceptions					FF	FR	Yds	
			Tkl	So	Ast	QB	Yds	No	Yds	Avg	LG	TD				PD
2008	Cleveland	12/0	11	7	4	0.0	0.0	0	0	0.0	0	0	0	0	1	0
2009	Cleveland	16/5	38	23	15	0.0	0.0	0	0	0.0	0	0	0	1	0	0
2010	Cleveland	16/16	82	57	25	2.0	17.0	1	1	1.0	1	0	2	0	0	0
2011	Cleveland	16/16	83	56	27	5.0	36.5	0	0	0.0	0	0	0	0	0	0
2012	Cleveland	13/13	44	30	14	2.0	13.0	0	0	0.0	0	0	2	2	0	0
2013	Cleveland	14/14	52	25	27	2.0	9.0	0	0	0.0	0	0	0	0	0	0
2014	Cleveland	13/11	28	14	14	1.0	6.0	0	0	0.0	0	0	1	0	0	0
2015	Seattle	16/16	36	20	16	2.0	9.0	1	2	2.0	2	0	1	0	0	0
2016	Seattle	12/12	26	15	11	0.0	0.0	0	0	0.0	0	0	1	2	0	0
NFL TOTALS		128/103	400	247	153	14.0	90.5	2	3	1.5	2	0	7	5	1	0

POSTSEASON																
Year	Club	G/S	Tackles			Sacks		Interceptions					FF	FR	Yds	
			Tkl	So	Ast	QB	Yds	No	Yds	Avg	LG	TD				PD
2015	Seattle	2/2	10	5	5	1.0	9.0	0	0	0.0	0	0	0	0	1	0
NFL TOTALS		2/2	10	5	5	1.0	9.0	0	0	0.0	0	0	0	0	1	0

RUBIN'S SINGLE-GAME HIGHS

Tackles: 10 at Cincinnati (12/19/10) **FF:** 1, 5 Times, Last at Tampa Bay (11/27/16)
Sacks: 1.5 vs. Miami (9/25/11) **FR:** 1 at Buffalo (11/17/08)
Int.: 1, 2 Times, Last vs. Pittsburgh (11/29/15)

RUBIN'S 2016 SEASON

at NE (11/13): Started 100th-career game of career.

RUBIN'S 2016 GAME-BY-GAME

Game	G/S	T	S	A	QB	Yds.	QH	Int.	Yds.	PD	FF	FR	Yds.
Miami (9/11)	1/1	0	0	0	0.0	0.0	0	0	0	0	1	0	0
at L.A. (9/18)	1/1	2	2	0	0.0	0.0	0	0	0	0	0	0	0
SF (9/25)	1/1	5	1	4	0.0	0.0	0	0	0	0	0	0	0
at NYJ (10/2)	1/1	2	0	2	0.0	0.0	0	0	0	0	0	0	0
Atl (10/16)	1/1	1	0	1	0.0	0.0	0	0	0	0	0	0	0
at Ariz (10/23)	1/1	6	6	0	0.0	0.0	0	0	0	0	0	0	0
at NO (10/30)	1/1	5	3	2	0.0	0.0	0	0	0	0	0	0	0
Buf (11/7)	1/1	1	1	0	0.0	0.0	0	0	0	0	0	0	0
at NE (11/13)	1/1	1	0	1	0.0	0.0	0	0	0	1	0	0	0
Phi (11/20)	1/1	0	0	0	0.0	0.0	0	0	0	0	0	0	0
at TB (11/27)	1/1	2	1	1	0.0	0.0	0	0	0	0	1	0	0
Car (12/4)	1/1	1	1	0	0.0	0.0	1	0	0	0	0	0	0
Totals	12/12	26	15	11	0.0	0.0	1	0	0	1	2	0	0



9

JON RYAN

PUNTER

Height 6-0
 Weight 217
 College Regina
 Seasons NFL 11th, Seahawks 9th
 Born November 26, 1981
 Hometown Regina, Saskatchewan

RYAN'S NFL RECORD

	Club	G/S	No	Yds	Avg	Net Avg	LG	I20	TB	Blk
2006	Green Bay	16/0	84	3,739	44.5	35.7	66	17	12	0
2007	Green Bay	16/0	60	2,664	44.4	37.6	72	18	11	2
2008	Seattle	15/0	78	3,557	45.6	37.9	63	22	12	1
2009	Seattle	16/0	88	4,068	46.2	38.7	70	28	9	0
2010	Seattle	16/0	78	3,254	41.7	37.3	63	27	1	0
2011	Seattle	16/0	95	4,431	46.6*	39.3	77*	34	8	0
2012	Seattle	16/0	65	2,963	45.6	40.8*	73	30	3	0
2013	Seattle	16/0	74	3,159	42.7	39.2	69	28	5	2
2014	Seattle	16/0	61	2,688	44.1	38.3	66	28	6	1
2015	Seattle	16/0	68	3,105	45.7	37.9	73	24	7	0
2016	Seattle	12/0	56	2,554	45.6	40.3	62	20	3	1
NFL TOTALS		171/0	807	36,181	44.8	38.3	77	276	77	7
POSTSEASON										
	Club	G/S	No	Yds	Avg	Net Avg	LG	I20	TB	Blk
2007	Green Bay	2/0	9	298	33.1	28.2	43	3	1	0
2010	Seattle	2/0	13	470	36.2	33.0	52	4	0	0
2012	Seattle	2/0	6	214	35.7	30.3	50	2	1	0
2013	Seattle	3/0	9	356	39.6	28.9	46	2	0	0
2014	Seattle	3/0	15	635	42.3	36.2	61	6	0	0
2015	Seattle	2/0	8	286	35.8	34.9	42	4	0	0
NFL TOTALS		14/0	60	2,259	37.7	30.9	61	21	2	0

* Club Record

RYAN'S SINGLE-GAME HIGHS

Punts: 11 vs. Philadelphia (11/2/08) **Longest:** 77* at San Francisco (9/11/11)
Avg. (3 min.): 61.0 at Dallas (11/6/11) **Inside 20:** 6,3, Times, Last at Miami (11/25/12)
Net (3 min.): 58.3 at Dallas (11/6/11)

ADDITIONAL STATS

Special Teams Tackles: 2006 (1), 2007 (FR), 2009 (3), 2011 (3), 2015 (2); **Career:** (9, FR). **Passing:** 2007: 1-1 for 18 yards, 2009: 1-1 for 42 yards; 2016: 0-1 for 0 yards; **Career:** 2-3 for 60 yards.
Rushing: 2006: One for -11, 2007: Two for 7, 2009: One for 0, 2010: One for -9; 2014: Two for 5 (fake FG and fumble punt snap); **Career:** Seven for -8 yards.
Postseason Special Teams Passing: 2014 (1-1, 19-yard TD on Fake FG). **Rushing:** 2015 (One for 4 yards following a low snap).

RYAN'S 2016 SEASON

at NYJ (10/2): Earned NFC Special Teams Player of the Week honors after placing four of five punts inside the 20. **at NO (10/30):** Tied a season-long with a 58-yard punt. Also credited with a pass attempt on a fumbled field goal snap at the end of the first half.

2016	Opponent	No	Yds	Avg	Net Avg	LG	I20	TB	Blk
9/11	Miami	6	253	42.2	36.8	50	2	0	0
9/18	at L.A.	7	309	44.1	39.1	51	2	1	0
9/25	San Francisco	2	102	51.0	41.0	57	0	0	0
10/2	at N.Y. Jets	5	203	40.6	40.6	56	4	0	0
10/16	Atlanta	5	230	46.0	39.8	58	2	1	0
10/23	at Arizona	9	414	46.0	42.3	58	2	0	0
10/30	at New Orleans	3	146	48.7	42.0	58	1	1	0
11/7	Buffalo	3	142	47.3	32.3	62	1	0	1
11/13	at New England	2	105	52.5	48.5	54	2	0	0
11/20	Philadelphia	6	279	46.5	44.0	58	3	0	0
11/27	at Tampa Bay	7	330	47.1	40.3	55	1	0	0
12/4	Carolina	1	41	41.0	41.0	41	0	0	0
TOTALS		56	2,554	45.6	40.3	62	20	3	1



35

DESHAWN SHEARD

DEFENSIVE BACK

Height	6-2
Weight	212
College	Portland State
Seasons	NFL 5th, Seahawks 5th
Born	June 28, 1988
Hometown	Palmdale, Calif.

SHEAD'S NFL RECORD

Club	G/S	Tackles			Sacks		Interceptions									
		Tkl	So	Ast	QB	Yds	No	Yds	Avg	LG	TD	PD	FF	FR	Yds	
2012 Seattle	0/0	0	0	0	0.0	0.0	0	0.0	0.0	0	0	0	0	0	0	0
2013 Seattle	5/0	0	0	0	0.0	0.0	0	0.0	0.0	0	0	0	0	0	0	0
2014 Seattle	16/1	7	6	1	0.0	0.0	0	0.0	0.0	0	0	2	0	0	0	0
2015 Seattle	16/6	49	38	11	1.0	5.0	1	40	40.0	40	0	8	1	0	0	0
2016 Seattle	11/11	60	44	16	0.0	0.0	1	2	2.0	2	0	11	1	0	0	0
NFL TOTALS	48/18	116	88	28	1.0	5.0	2	42	21.0	40	0	21	2	0	0	0

POSTSEASON

Club	G/S	Tackles			Sacks		Interceptions									
		Tkl	So	Ast	QB	Yds	No	Yds	Avg	LG	TD	PD	FF	FR	Yds	
2012 Seattle	0/0	0	0	0	0.0	0.0	0	0	0.0	0	0	0	0	0	0	0
2013 Seattle	3/0	0	0	0	0.0	0.0	0	0	0.0	0	0	0	0	0	0	0
2014 Seattle	3/0	0	0	0	0.0	0.0	0	0	0.0	0	0	0	0	0	0	0
2015 Seattle	2/1	9	6	3	0.0	0.0	0	0	0.0	0	0	0	0	0	0	0
NFL TOTALS	8/1	9	6	3	0.0	0.0	0	0	0.0	0	0	0	0	0	0	0

SHEAD'S SINGLE-GAME HIGHS

Tackles: 10, vs. Pittsburgh (11/29/15) **FF:** 1, 2 Times, Last vs. San Francisco (9/25/16)
Sacks: 1.0, at Cincinnati (10/11/15) **FR:** None
Int.: 1, 2 Times, Last at New England (11/13/16)

ADDITIONAL STATS

Special Teams Tackles: 2013 (1), 2014 (6, blocked punt), 2015 (4, FF), 2016 (1); **Career:** 12, FF
Postseason Special Teams Tackles: 2013 (2), 2014 (6), 2015 (1); **Career:** 9.

SHEAD'S 2016 SEASON

Mia (9/11): Started at right CB. **at Ariz (10/23):** Posted a season-best nine tackles (8 solo) and had a pass defensed. Set a single-season career high with ninth pass defensed. **at NE (11/13):** Had second-career interception, Tom Brady's first of the season and ended the Patriot's NFL record for most pass attempts to open a season without an interception. **Phi (11/20):** Left game early in the first half with a hamstring injury. **at TB (11/27):** Inactive (hamstring).

SHEAD'S 2016 GAME-BY-GAME

Game	G/S	T	S	A	QB	Yds.	QH	Int.	Yds.	PD	FF	FR	Yds.
Miami (9/11)	1/1	4	1	3	0.0	0.0	0	0	0	2	0	0	0
at L.A. (9/18)	1/1	4	4	0	0.0	0.0	0	0	0	0	0	0	0
SF (9/25)	1/1	7	7	0	0.0	0.0	0	0	0	1	1	0	0
at NYJ (10/2)	1/1	4	3	1	0.0	0.0	0	0	0	2	0	0	0
Atl (10/16)	1/1	8	7	1	0.0	0.0	0	0	0	3	0	0	0
at Ariz (10/23)	1/1	9	8	1	0.0	0.0	0	0	0	1	0	0	0
at NO (10/30)	1/1	8	6	2	0.0	0.0	0	0	0	0	0	0	0
Buf (11/7)	1/1	8	4	4	0.0	0.0	0	0	0	0	0	0	0
at NE (11/13)	1/1	4	3	1	0.0	0.0	0	1	2	1	0	0	0
Phi (11/20)	1/1	1	0	1	0.0	0.0	0	0	0	0	0	0	0
at TB (11/27)							Inactive (hamstring)						
Car (12/4)	1/1	3	1	2	0.0	0.0	0	0	0	1	0	0	0
Totals	11/11	60	44	16	0.0	0.0	0	1	2	11	1	0	0



25

RICHARD SHERMAN

CORNERBACK

Height	6-3
Weight	195
College	Stanford
Seasons	NFL 6th, Seahawks 6th
Born	March 30, 1988
Hometown	Compton, Calif.

SHERMAN'S NFL RECORD

Club	G/S	Tackles			Sacks		Interceptions								
		Tkl	So	Ast	QB	Yds	No	Yds	Avg	LG	TD	PD	FF	FR	Yds
2011 Seattle	16/10	53	46	7	0.0	0.0	4	45	11.3	33	0	17	1	0	0
2012 Seattle	16/16	62	52	10	1.0	16.0	8	57	7.1	29	1	24	3	1	0
2013 Seattle	16/16	49	38	11	0.0	0.0	8	125	15.6	58t	1	19	0	0	0
2014 Seattle	16/16	57	45	12	0.0	0.0	4	81	10.3	53	0	8	1	0	0
2015 Seattle	16/16	50	32	18	0.0	0.0	2	30	15.0	26	0	15	0	0	0
2016 Seattle	12/12	47	28	19	0.0	0.0	4	37	9.3	31	0	10	0	1	14
NFL TOTALS	92/86	318	241	77	1.0	16.0	30	375	12.5	58t	2	93	5	2	14

POSTSEASON

Club	G/S	Tackles			Sacks		Interceptions								
		Tkl	So	Ast	QB	Yds	No	Yds	Avg	LG	TD	PD	FF	FR	Yds
2012 Seattle	2/2	0	0	0	0.0	0.0	0	0	0.0	0	0	3	0	0	0
2013 Seattle	3/3	10	4	6	0.0	0.0	0	0	0.0	0	0	2	0	0	0
2014 Seattle	3/3	10	7	3	0.0	0.0	2	0	0.0	0	0	3	0	0	0
2015 Seattle	2/2	9	8	1	0.0	0.0	0	0	0.0	0	0	2	0	0	0
NFL TOTALS	8/8	20	11	9	0.0	0.0	2	0	0.0	0	0	10	0	0	0

SHERMAN'S SINGLE-GAME HIGHS

Tackles: 8, 5Times, Last at New Orleans (10/30/16) **Forced Fumbles:** 1, 5Times, Last vs. Oakland (12/9/14)
Interceptions: 2, 5Times, Last at NY Jets (10/2/16) **Fumble Recoveries:** 1, 2Times, Last vs. NE (11/13/16)
Sacks: 1.0, vs. N.Y. Jets (11/11/12)

ADDITIONAL STATS

Special Teams Tackles: 2011 (2); **Career:** (2).
Punt Returns: 2013 (1 for -6), 2014 (1 for 0), 2015 (1 for 64); **Career:** (3 for 58, 19.3 avg.).
Touchdowns: 2012 (19 yd. INT return, 90 yd. FG block return); 2013 (58 yd. INT return).

SHERMAN'S 2016 SEASON

at NYJ (10/2): Allowed just four receptions on 12 targets, including picking off two passes...the fifth multi-interception game of his career. **at NO (10/30):** Tied a career high with eight tackles (5 solo). **Buf (11/7):** Had an interception in the end zone and returned it 31 yards to the Seahawks 27 yard line. **at NE (11/13):** Had seven tackles and a fumble recovery that he returned 14 yards to the Patriots 48-yard line that set up Seattle's final score. **Phi (11/20):** Notched 30th-career interception.

SHERMAN'S 2016 GAME-BY-GAME

Game	G/S	T	S	A	QB	Yds.	QH	Int.	Yds.	PD	FF	FR	Yds.
Miami (9/11)	1/1	3	2	1	0.0	0.0	0	0	0	0	0	0	0
at L.A. (9/18)	1/1	3	2	1	0.0	0.0	0	0	0	0	0	0	0
SF (9/25)	1/1	2	2	0	0.0	0.0	0	0	0	1	0	0	0
at NYJ (10/2)	1/1	5	3	2	0.0	0.0	0	2	6	2	0	0	0
Atl (10/16)	1/1	4	2	2	0.0	0.0	0	0	0	2	0	0	0
at Ariz (10/23)	1/1	3	3	0	0.0	0.0	0	0	0	1	0	0	0
at NO (10/30)	1/1	8	5	3	0.0	0.0	0	0	0	0	0	0	0
Buf (11/7)	1/1	5	1	4	0.0	0.0	0	1	31	1	0	0	0
at NE (11/13)	1/1	7	3	4	0.0	0.0	0	0	0	0	0	1	14
Phi (11/20)	1/1	4	2	2	0.0	0.0	0	1	0	2	0	0	0
at TB (11/27)	1/1	2	2	0	0.0	0.0	0	0	0	0	0	0	0
Car (12/4)	1/1	1	1	0	0.0	0.0	0	0	0	1	0	0	0
Totals	12/12	47	28	19	0.0	0.0	0	4	37	10	0	1	14



92

SEALVER SILIGA
DEFENSIVE TACKLE

Height 6-2
Weight 345
College Utah
Seasons NFL 6th, Seahawks 1st
Born April 25, 1990
Hometown West Jordan, Utah

SILIGA'S NFL RECORD

Club	G/S	Tackles			Sacks		Interceptions			LG	TD	PD	FF	FR	Yds
		Tkl	So	Ast	QB	Yds	No	Yds	Avg						
2011 Denver		Practice Squad													
2012 Denver	1/0	1	1	0	0.0	0.0	0	0	0.0	0	0	0	0	0	0
2013 New England	5/4	23	9	14	3.0	26.0	0	0	0.0	0	0	0	1	0	
2014 New England	7/5	32	17	15	2.5	11.5	0	0	0.0	0	0	0	0	0	
2015 New England	13/4	28	11	17	0.0	0.0	0	0	0.0	0	0	0	0	0	
2016 Seattle	4/0	4	2	2	0.0	0.0	0	0	0.0	0	0	0	0	0	
NFL TOTALS	30/13	88	40	48	5.5	375	0	0	0.0	0	0	0	1	0	

POSTSEASON															
Club	G/S	Tackles			Sacks		Interceptions			LG	TD	PD	FF	FR	Yds
		Tkl	So	Ast	QB	Yds	No	Yds	Avg						
2013 New England	2/2	8	6	2	0.0	0.0	0	0	0.0	0	0	0	0	0	
2014 New England	3/3	12	4	8	0.0	0.0	0	0	0.0	0	0	0	0	0	
2015 New England	2/0	1	1	0	0.0	0.0	0	0	0.0	0	0	0	0	0	
NFL TOTALS	7/5	21	11	10	0.0	0.0	0	0	0.0	0	0	0	0	0	

SILIGA'S SINGLE-GAME HIGHS

Tackles: 9 vs. Buffalo (12/29/13) **Forced Fumbles:** 1 vs. Buffalo (12/29/13)
Interceptions: None **Fumble Recoveries:** None
Sacks: 1, 5 Times, Last at NY Jets (12/21/14)

SILIGA'S 2016 SEASON

Originally placed on IR (calf) August 29. Released from IR with injury settlement September 3.
 Re-signed with Seattle October 18. Released November 15.

SILIGA'S 2016 GAME-BY-GAME

Game	G/S	T	S	A	QB	Yds.	QH	Int.	Yds.	PD	FF	FR	Yds.
at Ariz (10/23)	1/0	0	0	0	0.0	0.0	0	0	0	0	0	0	0
at NO (10/30)	1/0	1	0	1	0.0	0.0	0	0	0	0	0	0	0
Buf (11/7)	1/0	1	0	1	0.0	0.0	0	0	0	0	0	0	0
at NE (11/13)	1/0	2	2	0	0.0	0.0	0	0	0	0	0	0	0
Totals	4/0	4	2	2	0.0	0.0	0	0	0	0	0	0	0



27

THAROLD SIMON

CORNERBACK

Height 6-3
 Weight 202
 College LSU
 Seasons NFL 4th, Seahawks 4th
 Born March 6, 1991
 Hometown Eunice, Louisiana

SIMON'S 2016 SEASON

Released September 13. Mia (9/11): Inactive.

SIMON'S 2016 GAME-BY-GAME

Game	G/S	T	S	A	QB	Yds.	QH	Int.	Yds.	PD	FF	FR	Yds.
Miami (9/11)	0/0				Inactive								
Totals	0/0	0	0	0	0.0	0.0	0	0	0	0	0	0	0

SIMON'S NFL RECORD

Club	G/S	Tackles			Sacks		Interceptions			LG	TD	PD	FF	FR	Yds
		Tkl	So	Ast	QB	Yds	No	Yds	Avg						
2013 Seattle	0/0	Injured Reserve													
2014 Seattle	10/5	11	9	2	0.0	0.0	1	0	0.0	0	0	3	0	0	0
2015 Seattle	1/0	0	0	0	0.0	0.0	0	0	0.0	0	0	0	0	0	0
2016 Seattle	0/0	0	0	0	0.0	0.0	0	0	0.0	0	0	0	0	0	0
NFL TOTALS	11/5	11	9	2	0.0	0.0	1	0	0.0	0	0	3	0	0	0

POSTSEASON															
Club	G/S	Tackles			Sacks		Interceptions			LG	TD	PD	FF	FR	Yds
		Tkl	So	Ast	QB	Yds	No	Yds	Avg						
2013 Seattle	0/0	Injured Reserve													
2014 Seattle	3/1	5	5	0	0.0	0.0	0	0	0.0	0	0	1	0	0	0
2015 Seattle		Injured Reserve													
NFL TOTALS	3/1	5	5	0	0.0	0.0	0	0	0.0	0	0	1	0	0	0

SIMON'S SINGLE-GAME HIGHS

Tackles: 3 vs. N.Y. Giants (11/9/14) **Forced Fumbles:** None
Interceptions: 1 at Philadelphia (12/7/14) **Fumble Recoveries:** None
Sacks: None

ADDITIONAL STATS

Special Teams Tackles: 2014 (2); Career: (2).



98

GARRISON SMITH

DEFENSIVE TACKLE

Height	6-1
Weight	310
College	Georgia
Seasons	NFL 3rd, Seahawks 1st
Born	October 9, 1991
Hometown	Atlanta, Ga.

NFL TRANSACTIONS:

05/12/14: Signed with Miami as undrafted FA
 08/30/14: Waived by Miami
 09/01/14: Signed to Miami PS
 09/06/14: Waived by Miami
 11/27/14: Signed to New Orleans PS
 12/16/14: Waived by New Orleans
 12/23/14: Signed to San Francisco PS
 12/30/14: Signed to reserve/future contract with San Francisco
 09/05/15: Waived by San Francisco
 09/06/15: Signed to San Francisco PS
 01/05/16: Signed to reserve/future contract with San Francisco
 09/05/16: Traded by San Francisco to Seattle

NFL CAREER HIGHLIGHTS:

- Originally signed by Miami as an undrafted free agent and spent the start of 2014 on the Dolphins practice squad. Later spent time on the New Orleans practice squad and ended the season on San Francisco's practice squad.
- Spent the entire 2015 season on the 49ers

practice squad.

COLLEGE: Played in 48 games (23 starts) during his four-year career at Georgia and recorded 145 tackles, 16 TFLs, 7 sacks, 2 FFs and 1 FR. Started all 13 games as a senior, recording 63 tackles, 10 TFLs, 6 sacks and 2 FFs. Named to SEC Academic honor roll in 2013. Appearing in 14 games (8 starts), recorded 57 tackles, 2 TFLs and 1 sack as a junior. In 2011, registered 22 tackles and 3 TFLs in 14 appearances (2 starts). As a sophomore, named to SEC Academic Honor Roll for the fall semester. In 2010, saw action in 7 games, recording 3 tackles and 1 TFL as a freshman.

PERSONAL: Graduated with a degree in history. Attended Douglass (Atlanta, Ga.) HS, where he was named Class 5A All-State First-Team and earned an invitation to the U.S. Army All-America Bowl in 2009. During free time, he enjoys listening to music, hunting, fishing and speaking to local youth. Is cousins with Buffalo Bills T Cordy Glenn.

SMITH'S 2016 SEASON

Placed on injured reserve (knee) on October 18. **Mia (9/11):** Inactive. **at LA (9/18):** Inactive. **SF (9/25):** Saw action in first-career game and totaled four tackles.

SMITH'S 2016 GAME-BY-GAME

Game	G/S	T	S	A	QB	Yds.	QH	Int.	Yds.	PD	FF	FR	Yds.
Games 1-2	0/0												
SF (9/25)	1/0	4	1	3	0.0	0.0	0	0	0	0	0	0	0
at NYJ (10/2)	1/0	0	0	0	0.0	0.0	0	0	0	0	0	0	0
Atl (10/16)	1/0	1	0	1	0.0	0.0	0	0	0	0	0	0	0
Totals	3/0	5	1	4	0.0	0.0	0	0	0	0	0	0	0

SMITH'S NFL RECORD

Club	G/S	Tackles			Sacks		Interceptions									
		Tkl	So	Ast	QB	Yds	No	Yds	Avg	LG	TD	PD	FF	FR	Yds	
2014 Miami																
New Orleans																
San Francisco																
2015 San Francisco																
2016 Seattle	3/0	5	1	4	0.0	0.0	0	0	0.0	0	0	0	0	0	0	0
NFL TOTALS	3/0	5	1	4	0.0	0.0	0	0	0.0	0	0	0	0	0	0	0



78 **BRADLEY SOWELL**
TACKLE

Height 6-7
Weight 309
College Mississippi
Seasons NFL 5th, Seahawks 1st
Born June 6, 1989
Hometown Hernando, Miss.
Pronunciation SOW-ull (like 'vowel')



28 **C.J. SPILLER**
RUNNING BACK

Height 5-11
Weight 200
College Clemson
Seasons NFL 7th, Seahawks 1st
Born August 5, 1987
Hometown Lake Butler, Fla.

SOWELL'S NFL RECORD

Year	Team	GP/GS	Postseason
2012	Ind.	10/0	1/0
2013	Arizona	16/12	
2014	Arizona	16/0	1/0
2015	Arizona	16/0	2/0
2016	Seattle	8/7	
NFL TOTALS		66/19	4/0

SOWELL'S 2016 SEASON

Mia (9/11): Started at LT. **at LA (9/18):** Started at LT. **SF (9/25):** Started at LT. **at NYJ (10/2):** Started at LT. **Atl (10/16):** Started at LT. **at Ariz (10/23):** Started at LT, but left in the fourth quarter with an injured knee. **at NO (10/30):** Inactive (knee). **Buf (11/7):** Inactive (knee). **at NE (11/13):** Inactive (knee). **Phi (11/20):** Inactive. **at TB (11/27):** Did not start, but replaced Garry Gilliam at RT on the second drive of the game. **Car (12/4):** Started at RT and helped the team total season highs in yards - 534, and rushing yards - 240.

NFL TRANSACTIONS:

- 04/22/10: Drafted by Buffalo (1st round, 9th)
- 10/21/14: Placed on IR/Designated to return (collarbone) by Buffalo
- 12/19/14: Activated to 53-man roster from IR
- 03/16/15: Signed with New Orleans as UFA
- 12/30/15: Placed on IR by New Orleans
- 09/13/16: Released by New Orleans
- 09/29/16: Signed with Seattle as UFA

NFL CAREER HIGHLIGHTS:

- Originally drafted ninth overall by the Buffalo Bills in the 2010 NFL Draft and played in 70 games with 36 starts for Buffalo.
- Earned a Pro Bowl selection in 2012 after rushing for 1,244 yards and six TDs to go along with 459 receiving yards and two TDs. Posted five of 10 career 100-yard rushing games in 2012.
- Gained 100 or more yards from scrimmage 11 times in 2012. Has totaled 100 or more yards from scrimmage 20 total times during career.
- Totaled a career-best 169 rushing yards vs. the N.Y. Jets in the 2012 season opener on September 9.
- Ranked fifth in the AFC with a 5.2 yard/carry average in 2011.
- Has two career kickoff return TDs, including a long of 102 yards, while averaging 25.8 yards/return on 68 attempts.

COLLEGE: Led the ACC in all-purpose yards with 7,588 during career at Clemson, finishing second in NCAA Division I history. First player in conference history with at least 1,000 yards rushing (1,212), and 500 receiving (503) in

same season (2009). Tied an all-time NCAA record with eight kickoff return TDs. Joined Reggie Bush as the only college football players in history with 3,000 yards rushing (3,547), 1,500 yards on kickoff returns (2,052), 1,000 in receiving yards (1,420), and 500 in punt return yards (569). Set 31 Clemson records, including all-purpose running, returns for TDs and many others. Sixth player in ACC history with 3,000 rushing yards and 1,000 receiving yards in a career. Had 21 TDs of 50 yards or more. As a senior in 2009, was the College Football Performance Awards Kickoff Returner Trophy recipient, the first award at the position in college football history. Unanimous All-American selection, becoming the first player in Clemson history to receive that honor. Finalist for the Doak Walker Award. First-team All-ACC choice and named ACC Player of the Year, becoming the first Tiger since 1987. Finished sixth in the 2009 Heisman Trophy voting. Received a bachelor's degree in sociology.

PERSONAL: Totaled 5,511 career rushing yards on 541 carries during prep career at Union County (Lake Butler, Fla.) High School. Scored 39 career total TDs. A three-time All-State selection, was tabbed as both a first-team All-USA Today and Parade All-American selection and EA Sports second-team All-American. Played in the U.S. Army All-American game and was also selected to play in the California-Florida High School All-Star Game. As a senior, carried the ball 176 times for 1,840 yards (10.5 avg.) along with 30 TDs. One of the top track athletes in Florida and the state champion in the 100m and 200m.

SPILLER'S NFL RECORD

Club	Team	G/S	Rushing					Receiving				
			Att	Yds	Avg	LG	TD	No	Yds	Avg	LG	TD
2010	Buffalo	14/1	74	283	3.8	20	0	24	157	6.5	41	1
2011	Buffalo	16/11	107	561	5.2	38	4	39	269	6.9	19	2
2012	Buffalo	16/9	207	1,244	6.0	62	6	43	459	10.7	66t	2
2013	Buffalo	15/10	202	933	4.6	77	2	33	185	5.6	27	0
2014	Buffalo	9/5	78	300	3.8	53	0	19	125	6.6	25	1
2015	New Orleans	13/2	36	112	3.1	11	0	34	239	7.0	80t	2
2016	Seattle	2/0	3	9	3.0	13	0	5	43	8.6	24	1
NFL TOTALS		85/38	707	3,442	4.9	77	12	197	1,477	7.5	80t	9

Year	Club	G/S	Kickoff Returns					Punt Returns				
			No	Yds	Avg	LG	TD	No	Yds	Avg	LG	TD
2010	Buffalo	14/1	44	1,014	23.0	95t	1	12	175	14.6	34	0
2011	Buffalo	16/11	6	143	23.8	35	0	13	127	9.8	45	0
2012	Buffalo	16/9	0	0	0.0	0	0	0	0	0.0	0	0
2013	Buffalo	15/10	0	0	0.0	0	0	0	0	0.0	0	0
2014	Buffalo	9/5	10	306	30.6	102t	1	0	0	0.0	0	0
2015	New Orleans	13/2	7	149	21.3	26	0	0	0	0.0	0	0
2016	Seattle	1/0	1	22	22.0	22	0	0	0	0.0	0	0
NFL TOTALS		84/38	68	1,634	25.8	102t	2	25	302	12.1	45	0

SPILLER'S SINGLE-GAME HIGHS

Rushing	Receiving
Rush Attempts: 24, 2 Times, Last vs. NYJ (12/30/12)	Most Rec.: 9 vs. Miami (12/18/11)
Rush Yards: 169 vs. NYJ (9/9/12)	Most Rec. Yards: 76 vs. Miami (12/18/11)
Longest Rush: 77 vs. Atlanta (12/1/13)	Longest Reception: 80t vs. Dallas (10/5/15)
Most Rush TDs: 2 vs. Kansas City (9/16/12)	Most Rec. TDs: 1, 9 Times, Last at NYJ (10/2/16)

SPILLER'S 2016 SEASON

Released by New Orleans September 13. Signed by Seattle September 29. Was released by Seattle October 26. **at NYJ (10/2):** Saw action in the game just four days after signing with the team. Rushed twice for 12 yards and had two receptions for 5 yards, including an 8-yard TD. Also served as the primary kick returner. **at Ariz (10/23):** Inactive.

2016	Opponent	Rushing					Receiving					Total
		Att	Yds	Avg	LG	TD	Rec	Yds	Avg	LG	TD	
With New Orleans												
9/11	Oakland	Inactive										
With Seattle												
10/2	at N.Y. Jets	2	12	6.0	13	0	2	5	2.5	8t	1	17
10/16	Atlanta	1	-3	-3.0	-3	0	3	38	12.7	24	0	35
10/23	at Arizona	Inactive										
TOTALS (2/0)		3	9	3.0	13	0	5	43	8.6	24	1	52

SPILLER'S GAME-BY-GAME

2010	Opponent	Rushing					Receiving					Total
		Att	Yds	Avg	LG	TD	Rec	Yds	Avg	LG	TD	
09/12	Miami	7	6	0.9	6	0	4	8	2.0	9	0	14
09/19	at Green Bay	1	3	3.0	3	0	4	23	5.8	7	0	26
09/26	at New England	4	29	7.3	19	0	3	10	3.3	5t	1	39
10/03	N.Y. Jets	2	11	5.5	6	0	1	4	4.0	4	0	15
10/10	Jacksonville	5	31	6.2	19	0	1	3	3.0	3	0	34
10/24	at Baltimore	7	33	4.7	13	0	0	0	0.0	0	0	33
10/31	at Kansas City	6	17	2.8	6	0	4	28	7.0	14	0	45
11/07	Chicago	7	20	2.9	15	0	1	5	5.0	5	0	25
11/14	Detroit	2	14	7.0	16	0	0	0	0.0	0	0	14
11/21	at Cincinnati	Inactive (Hamstring)										
11/28	Pittsburgh	Inactive (Hamstring)										
12/05	at Minnesota	7	35	5.0	20	0	2	1	0.5	4	0	36
12/12	Cleveland	8	33	4.1	8	0	0	0	0.0	0	0	33
12/19	at Miami	9	16	1.8	12	0	2	21	10.5	14	0	37
12/26	New England	6	30	5.0	7	0	2	54	27.0	41	0	84
01/02/11	at N.Y. Jets	3	5	1.7	2	0	0	0	0.0	0	0	5
TOTALS (14/1)		74	283	3.8	20	0	24	157	6.5	41	1	440

2011	Opponent	Rushing					Receiving					Total
		Att	Yds	Avg	LG	TD	Rec	Yds	Avg	LG	TD	
09/11	at Kansas City	5	16	3.2	9t	1	1	5	5.0	5	0	21
09/18	Oakland	4	63	15.8	26	0	1	6	6.0	6	0	69
09/25	New England	1	3	3.0	3	0	1	-7	-7.0	-7	0	-4
10/02	at Cincinnati	3	12	4.0	9	0	1	9	9.0	9	0	21
10/09	Philadelphia	2	13	6.5	8	0	2	3	1.5	5	0	16
10/16	at N.Y. Jets	0	0	0.0	0	0	5	39	7.8	15	0	39
10/30	Washington	0	0	0.0	0	0	2	9	4.5	11	0	9
11/06	N.Y. Jets	2	5	2.5	3	0	0	0	0.0	0	0	5
11/13	at Dallas	1	1	1.0	1	0	0	0	0.0	0	0	1
11/20	at Miami	3	2	0.7	1	0	2	18	9.0	18	0	20
11/27	at N.Y. Jets	19	55	2.9	9	0	3	15	5.0	13	0	70
12/04	Tennessee	14	83	5.9	35t	1	3	19	6.3	12	0	102
12/11	at San Diego	12	46	3.8	16	0	3	10	3.3	6	0	56
12/18	Miami	12	91	7.6	24t	1	9	76	8.4	19	1	167
12/24	Denver	16	111	6.9	38	1	2	27	13.5	16	0	138
01/01/12	at New England	13	60	4.6	12	0	4	40	10.0	15t	1	100
TOTALS (16/11)		107	561	5.2	38	4	39	269	6.9	19	2	830

2012	Opponent	Rushing					Receiving					Total
		Att	Yds	Avg	LG	TD	Rec	Yds	Avg	LG	TD	
09/09	at N.Y. Jets	14	169	12.1	56t	1	2	25	12.5	30	0	194
09/16	Kansas City	15	123	8.2	38	2	3	47	15.7	27	0	170
09/23	at Cleveland	4	16	4.0	8	0	2	42	21.0	32t	1	58
09/30	New England	8	33	4.1	14	0	2	5	2.5	3	0	38
10/07	at San Francisco	7	24	3.4	12	0	0	0	0.0	0	0	24
10/14	at Arizona	12	88	7.3	33	1	4	22	5.5	11	0	110
10/21	Tennessee	12	70	5.8	20	0	6	32	5.3	20	0	102
11/04	at Houston	6	39	6.5	22	0	5	63	12.6	28	0	102
11/11	at New England	9	70	7.8	14	0	4	61	15.3	25	0	131
11/15	Miami	22	91	4.1	20	0	3	39	13.0	24	0	130
11/25	at Indianapolis	14	107	7.6	41	0	1	-4	-4.0	-4	0	103
12/02	Jacksonville	14	77	5.5	44t	1	1	7	7.0	7	0	84
12/09	St. Louis	7	37	5.3	13	0	1	15	15.0	15	0	52
12/16	Seattle	17	103	6.1	18	1	3	-2	-0.7	6	0	101
12/23	at Miami	22	138	6.3	62	0	4	35	8.8	14	0	173
12/30	N.Y. Jets	24	59	2.5	12	0	2	72	36.0	66t	1	131
TOTALS (16/9)		207	1,244	6.0	62	6	43	459	10.7	66t	2	1,703

2013	Opponent	-----Rushing-----					-----Receiving-----					Total
		Att	Yds	Avg	LG	TD	Rec	Yds	Avg	LG	TD	
09/08	New England	17	41	2.4	9	0	5	14	2.8	7	0	55
09/15	Carolina	16	103	6.4	46	0	3	14	4.7	7	0	117
09/22	at N.Y. Jets	10	9	0.9	6	0	1	1	1.0	1	0	10
09/29	Baltimore	23	77	3.3	10	0	0	0	0.0	0	0	77
10/03	at Cleveland	8	66	8.3	54t	1	0	0	0.0	0	0	66
10/13	Cincinnati	10	55	5.5	19	0	2	11	5.5	8	0	66
10/20	at Miami	6	11	1.8	11	0	3	-4	-1.3	1	0	7
11/03	Kansas City	12	116	9.7	61	0	2	39	19.5	27	0	155
11/10	at Pittsburgh	8	23	2.9	7	0	3	11	3.7	7	0	34
11/17	N.Y. Jets	13	6	0.5	3	0	2	10	5.0	8	0	16
12/01	Atlanta	15	149	9.9	77	1	2	8	4.0	8	0	157
12/08	at Tampa Bay	11	22	2.0	7	0	1	26	26.0	26	0	48
12/15	at Jacksonville	13	67	5.2	18	0	1	1	1.0	1	0	68
12/22	Miami	21	83	4.0	23	0	3	26	8.7	12	0	109
12/29	at New England	19	105	5.5	24	0	5	28	5.6	16	0	133
TOTALS (15/10)		202	933	4.6	77	2	33	185	5.6	27	0	1,118

2014	Opponent	-----Rushing-----					-----Receiving-----					Total
		Att	Yds	Avg	LG	TD	Rec	Yds	Avg	LG	TD	
09/07	at Chicago	15	53	3.5	13	0	3	11	3.7	7t	1	64
09/14	Miami	12	69	5.8	47	0	1	9	9.0	9	0	78
09/21	San Diego	10	25	2.5	6	0	3	37	12.3	25	0	62
09/28	at Houston	15	60	4.0	22	0	3	24	8.0	12	0	84
10/05	at Detroit	10	9	0.8	2	0	3	25	8.3	15	0	34
10/12	New England	6	19	3.2	12	0	0	0	0.0	0	0	19
10/19	Minnesota	1	53	53.0	53	0	1	3	3.0	3	0	56
10/26	at N.Y. Jets	Injured Reserve/Designated to Return (Collarbone)										
11/09	Kansas City	Injured Reserve/Designated to Return (Collarbone)										
11/13	at Miami	Injured Reserve/Designated to Return (Collarbone)										
11/24	N.Y. Jets	Injured Reserve/Designated to Return (Collarbone)										
11/30	Cleveland	Injured Reserve/Designated to Return (Collarbone)										
12/07	at Denver	Injured Reserve/Designated to Return (Collarbone)										
12/14	Green Bay	Injured Reserve/Designated to Return (Collarbone)										
12/21	at Oakland	4	-4	-1.0	4	0	4	14	3.5	5	0	10
12/28	at New England	5	17	3.4	7	0	1	2	2.0	2	0	19
TOTALS (9/5)		78	300	3.8	53	0	19	125	6.6	25	1	425

2015	Opponent	-----Rushing-----					-----Receiving-----					Total
		Att	Yds	Avg	LG	TD	Rec	Yds	Avg	LG	TD	
09/13	at Arizona	Inactive (Knee)										
09/20	Tampa Bay	3	7	2.3	7	0	1	19	19.0	19	0	26
09/27	at Carolina	1	4	4.0	4	0	2	22	11.0	19	0	26
10/04	Dallas	2	10	5.0	10	0	5	99	19.8	80t	1	109
10/11	at Philadelphia	3	10	3.3	8	0	3	-8	-2.7	0	0	2
10/15	Atlanta	3	10	3.3	7	0	4	17	4.3	8	0	27
10/25	at Indianapolis	4	16	4.0	9	0	6	32	5.3	17	0	48
11/01	N.Y. Giants	4	21	5.3	11	0	2	15	7.5	9t	1	36
11/08	Tennessee	2	8	4.0	5	0	1	2	2.0	2	0	10
11/15	at Washington	8	24	3.0	7	0	2	10	5.0	7	0	34
11/29	at Houston	1	-2	-2.0	-2	0	2	8	4.0	7	0	6
12/06	Carolina	0	0	0.0	0	0	1	0	0.0	0	0	0
12/13	at Tampa Bay	3	2	0.7	2	0	3	7	2.3	8	0	9
12/20	Detroit	2	2	1.0	2	0	2	16	8.0	14	0	18
12/27	Jacksonville	Inactive										
01/03	at Atlanta	Injured Reserve (Knee)										
TOTALS (13/2)		36	112	3.1	11	0	34	239	7.0	80t	2	351



23

STEVEN TERRELL

CORNERBACK

Height 5-10
 Weight 197
 College Texas A&M
 Seasons NFL 4th, Seahawks 3rd
 Born September 21, 1990
 Hometown Allen, Texas
 Pronunciation TARE-ull

TERRELL'S NFL RECORD

Club	G/S	Tackles			Sacks		Interceptions					LG	TD	PD	FF	FR	Yds
		Tkl	So	Ast	QB	Yds	No	Yds	Avg								
2013 Jax/Hou		Practice Squad															
2014 Seattle	4/0	0	0	0	0.0	0.0	0	0	0.0	0	0	0	0	0	0	0	0
2015 Seattle	12/0	1	1	0	0.0	0.0	0	0	0.0	0	0	0	1	0	0	0	
2016 Seattle	12/1	11	6	5	0.0	0.0	0	0	0.0	0	0	0	1	0	1	0	
NFL TOTALS	28/1	12	7	5	0.0	0.0	0	0	0.0	0	0	0	2	0	1	0	

POSTSEASON																	
Club	G/S	Tackles			Sacks		Interceptions					LG	TD	PD	FF	FR	Yds
		Tkl	So	Ast	QB	Yds	No	Yds	Avg								
2014 Seattle	3/0	0	0	0	0.0	0.0	0	0	0.0	0	0	0	0	0	0	0	0
2015 Seattle	2/0	0	0	0	0.0	0.0	0	0	0.0	0	0	0	0	0	0	0	0
NFL TOTALS	5/0	0	0	0	0.0	0.0	0	0	0.0	0	0	0	0	0	0	0	0

TERRELL'S SINGLE-GAME HIGHS

Tackles: 5 at Tampa Bay (11/27/16)
Interceptions: None
Sacks: None

Forced Fumbles: None
Fumble Recoveries: 1 at Tampa Bay (11/27/16)
Touchdowns: None

ADDITIONAL STATS

Special Teams Tackles: 2014 (1), 2015 (3), 2016 (3); **Career:** (7).
Postseason Special Teams Tackles: 2014 (1), 2015 (1); **Career:** (2).

TERRELL'S 2016 SEASON

Mia (9/11): Saw action on special teams only. **at NYJ (10/2):** Saw action as an extra defensive back on two plays. **Phi (11/20):** Saw most action of the season on defense in place of Earl Thomas (hamstring) and registered a career high with four tackles (2 solo). **at TB (11/27):** Made first-career start in place of Thomas and registered a career-best five tackles, pass defended and a fumble recovery. **Car (12/4):** Replaced Thomas (leg) in the second quarter and finished the game at FS. Had two tackles.

TERRELL'S 2016 GAME-BY-GAME

Game	G/S	T	S	A	QB	Yds.	QH	Int.	Yds.	PD	FF	FR	Yds.
Games 1-3	3/0												
at NYJ (10/2)	1/0	0	0	0	0.0	0.0	0	0	0	0	0	0	0
Atl (10/16)	1/0												
at Ariz (10/23)	1/0	0	0	0	0.0	0.0	0	0	0	0	0	0	0
at NO (10/30)	1/0												
Buf (11/7)	1/0												
at NE (11/13)	1/0	0	0	0	0.0	0.0	0	0	0	0	0	0	0
Phi (11/20)	1/0	4	2	2	0.0	0.0	0	0	0	0	0	0	0
at TB (11/27)	1/1	5	3	2	0.0	0.0	0	0	0	1	0	1	0
Car (12/4)	1/0	2	1	1	0.0	0.0	0	0	0	0	0	0	0
Totals	12/1	11	6	5	0.0	0.0	0	0	0	1	0	1	0



27

NEIKO THORPE CORNERBACK

Height 6-2
Weight 198
College Auburn
Seasons NFL 4th, Seahawks 1st
Born February 11, 1990
Hometown Tucker, Ga.

NFL TRANSACTIONS:

03/30/12: Signed with KC as undrafted FA
08/31/12: Waived by KC
09/01/12: Signed to Kansas City PS
10/06/12: Signed to Kansas City 53-man roster
10/09/12: Waived by Kansas City
10/11/12: Signed to Kansas City PS
11/12/12: Signed to Kansas City 53-man roster
08/25/13: Waived by Kansas City
01/13/14: Signed reserve/future contract with Oakland
04/08/15: Re-signed with Oakland as exclusive rights FA
04/18/16: Re-signed with Oakland as restricted FA
09/03/16: Waived by Oakland
09/04/16: Claimed off waivers by Indianapolis
09/06/16: Waived by Indianapolis
09/13/16: Signed by Seattle as a FA

NFL CAREER HIGHLIGHTS:

- Played in 14 games in 2015, including first two career starts. Totaled a career-best 36 tackles (33 solo) and first-career interception to go along with six passes defended.
- Made first-career start at cornerback at Cleveland (9/27/15) and notched five solo tackles.
- Also played in 14 games in first season with the Raiders in 2014, missing two with a hand injury.
- Spent 2013 with the Toronto Argonauts of the CFL after spending the offseason and training camp with the Kansas City Chiefs. Totaled six tackles and one fumble recovery with Toronto.

- Appeared in nine games as a rookie with Kansas City, primarily on special teams. Spent eight weeks on the Chiefs practice squad.

- Made NFL debut with Kansas City versus Baltimore (10/7/12), playing primarily on special teams.

COLLEGE: Played in 51 games with 40 starts at Auburn, compiling 279 tackles (172 solo), seven interceptions, 35 passes defended, one fumble recovery and one blocked field goal returned for a TD. Started all 13 contests as a senior in 2011, registering 102 tackles (51), six passes defended and a fumble recovery. Appeared in 14 games (13 starts) as a junior in 2010, earning second-team Preseason All-SEC honors and helping the Tigers capture the 2010 BCS National Championship. Ranked third on the team with 64 tackles and finished with a team-best nine passes defended that same year. Started all 13 games as a sophomore in 2009, tying for 20th in the SEC with an average of 6.5 tackles per game and finishing third on team with 84 tackles. Played in 11 games (one start) as a true freshman in 2008, earning a spot on the Coaches' All-SEC Freshman Team. Majored in philosophy.

PERSONAL: Attended Tucker (Ga.) High School. Named an Under Armour All-American as a senior. Had 64 tackles including six tackles for loss, 11 passes defended, three interceptions and forced a fumble as a senior. Registered 18 sacks as a junior and was honorable mention all-county. Rated as 11th best cornerback in nation by Scouts.com and ranked 53rd best player in Georgia by SuperPrep. Also ran track.

THORPE'S NFL RECORD

Club	G/S	Tackles				Sacks		Interceptions								
		Tkl	So	Ast	QB	Yds	No	Yds	Avg	LG	TD	PD	FF	FR	Yds	
2012 Kansas City	9/0	4	4	0	0.0	0.0	0	0	0.0	0	0	0	0	0	0	0
2014 Oakland	14/0	2	1	1	0.0	0.0	0	0	0.0	0	0	3	0	0	0	
2015 Oakland	14/2	36	33	3	0.0	0.0	1	-12	-12.0	-12	0	6	0	0	0	
2016 Seattle	11/0	9	6	3	0.0	0.0	0	0	0.0	0	0	0	0	0	0	
NFL TOTALS	48/2	51	44	7	0.0	0.0	1	-12	-12.0	-12	0	9	0	0	0	

THORPE'S SINGLE-GAME HIGHS

Tackles: 7 vs. N.Y. Jets (11/1/15)
Interceptions: 1 vs. Baltimore (9/20/15)
Sacks: None

Forced Fumbles: None
Fumble Recoveries: None
Touchdowns: None

ADDITIONAL STATS


Special Teams Tackles: 2014 (6), 2015 (4), 2016 (8); **Career:** (18).

THORPE'S 2016 SEASON

Signed with Seattle as a free agent on September 13. **at LA (9/18):** Saw action on special teams. **at Ariz (10/23):** Posted two special teams stops. **Buf (11/7):** Posted two special teams stops. **Phi (11/20):** Saw action as nickel CB after DeShawn Shead left early in the first half with a hamstring injury. **at TB (11/27):** Saw action in nickel package and totaled a season-high five tackles, along with a special teams tackle. **Car (12/4):** Saw action at CB late in the game. Had two special teams stops.

THORPE'S 2016 GAME-BY-GAME

Game	G/S	T	S	A	QB	Yds.	QH	Int.	Yds.	PD	FF	FR	Yds.
Miami (9/11)													
Games 2-9	8/0												
Phil (11/20)	1/0	4	1	3	0.0	0.0	0	0	0	0	0	0	0
at TB (11/27)	1/0	5	5	0	0.0	0.0	0	0	0	0	0	0	0
Car (12/4)	1/0	0	0	0	0.0	0.0	0	0	0	0	0	0	0
Totals	11/0	9	6	3	0.0	0.0	0	0	0	0	0	0	0



44

TANI TUPOU


FULLBACK

Height	6-1
Weight	284
College	Washington
Seasons	Rookie
Born	December 13, 1992
Hometown	Marysville, Wash.

TUPOU'S 2016 SEASON

Was waived on September 13. **Mia (9/11):** Saw first-career action at fullback.

2016	Opponent	-----Rushing-----					-----Receiving-----					Total
		Att	Yds	Avg	LG	TD	Rec	Yds	Avg	LG	TD	
9/11	Miami	0	0	0.0	0	0	0	0	0.0	0	0	0
TOTALS (1/0)		0	0	0.0	0	0	0	0	0.0	0	0	0



81

NICK VANNETT

TIGHT END

Height	6-6
Weight	257
College	Ohio State
NFL Seasons	Rookie
Born	March 6, 1993
Hometown	Westerville, Ohio
Pronunciation	VAN-net

VANNETT'S 2016 SEASON

Mia (9/11): Inactive (ankle). **at LA (9/18):** Inactive (ankle). **SF (9/25):** Inactive (ankle). **at NYJ (10/2):** Inactive (ankle). **Atl (10/16):** Returned from ankle injury and saw first action of career in limited role at TE. **at NO (10/30):** Saw action at TE and had first-career reception. **at NE (11/13):** Made first-career start when team opened in a 2-TE set. **Phi (11/20):** Inactive. **Car (12/4):** Made second-career start in 2-TE set and had two catches for 25 yards, including a long of 21.

2016	Opponent	No	Yds	Avg	LG	TD
Games 1-4		Inactive (Ankle)				
10/16	Atlanta	0	0	0.0	0	0
10/23	at Arizona	0	0	0.0	0	0
10/30	at New Orleans	1	7	7.0	7	0
11/7	Buffalo	0	0	0.0	0	0
11/13	at New England	0	0	0.0	0	0
11/20	Philadelphia	Inactive				
11/27	at Tampa Bay	0	0	0.0	0	0
12/4	Carolina	2	25	12.5	21	0
TOTALS (7/2)		3	32	10.7	21	0



59

JORDAN TRIPP

LINEBACKER

Height	6-3
Weight	237
College	Montana
Seasons	NFL 3rd, Seahawks 1st
Born	April 3, 1991
Hometown	Missoula, Mont.

NFL TRANSACTIONS:

05/10/14: Drafted by Miami (5th round, 171st)
 09/05/15: Waived by Miami
 09/22/15: Signed to Jacksonville PS
 10/10/15: Signed to Jacksonville 53-man roster
 09/03/16: Waived by Jacksonville
 09/05/16: Signed to Seattle PS
 10/03/16: Signed to Seattle 53-man roster

NFL CAREER HIGHLIGHTS:

- Spent rookie season with Miami and second season with Jacksonville totaling 25 games played with one start.
- Played in 13 games as a rookie with Miami, mostly on special teams.
- Played in 12 games with one start at MLB for Jacksonville totaling seven tackles, half a sack and seven special teams tackles.
- Made first-career NFL start versus Indianapolis on December 13, 2015, and had four solo tackles.

COLLEGE: Five-year letterman and two-year starter at Montana. Played in 54 career games with 36 starts and recorded career totals of 335 tackles (115 solo) with 11 sacks, five forced fumbles, 29.5 stops for losses and four quarterback pressures. Added five interceptions for 94 yards and a touchdown and deflected eight other passes. Registered 10 fumble recoveries with three TDs. Consensus All-American and All-Big Sky Conference selection as a senior and voted the recipient of school's Pat Norwood Award for Most Inspirational Player. Chosen to wear school's legacy number 37. Was a third-generation football player at Montana as his father, Bryan, lettered from 1989-90, and grandfather, Gene, Jr., lettered from 1963-64.

PERSONAL: Attended Sky (Missoula, Mt.) High School and recorded 72 tackles with 12 sacks as a senior. Named as a Class AA All-State and All-Conference selection as a senior. Also lettered in track. Majored in business management.

TRIPP'S NFL RECORD

Club	Tackles		Sacks			Interceptions										
	G/S	Tkl	So	Ast	QB	Yds	No	Yds	Avg	LG	TD	PD	FF	FR	Yds	
2014 Miami	13/0	1	1	0	0.0	0.0	0	0	0.0	0	0	0	0	0	0	0
2015 Jacksonville	12/1	7	5	2	0.5	4.5	0	0	0.0	0	0	0	0	0	0	0
2016 Seattle	7/1	1	1	0	0.0	0.0	0	0	0.0	0	0	0	0	0	0	0
NFL TOTALS	32/2	9	7	2	0.5	4.5	0	0	0.0	0	0	0	0	0	0	0

TRIPP'S SINGLE-GAME HIGHS

Tackles: 4 vs. Indianapolis (12/13/15)
Interceptions: None
Sacks: None
Forced Fumbles: None
Fumble Recoveries: None
Touchdowns: None

ADDITIONAL STATS

Special Teams Tackles: 2014 (2), 2015 (7); **Career:** (9).

TRIPP'S 2016 SEASON

Signed to Seattle's practice squad on September 5. Signed to Seattle's 53-man roster October 3. Placed on injured reserve (thigh) December 3. **Atl (10/16)**: Saw action on special teams. **at Ariz (10/23)**: Stepped in at LB in place of KJ Wright (cramps) for two snaps. **at TB (11/27)**: Made first start for the Seahawks at OLB and had a solo stop.

TRIPP'S 2016 GAME-BY-GAME

Game	G/S	T	S	A	QB	Yds.	QH	Int.	Yds.	PD	FF	FR	Yds.
Games 1-4													
Atl (10/16)	1/0												
at Ariz (10/23)	1/0	0	0	0	0.0	0.0	0	0	0	0	0	0	0
Games 7-10	4/0												
atTB (11/27)	1/1	1	1	0	0.0	0.0	0	0	0	0	0	0	0
Totals	7/1	1	1	0	0.0	0.0	0	0	0	0	0	0	0



46

WILL TUKUAFU

FULLBACK

Height	6-2
Weight	280
College	Oregon
Seasons	NFL 7th, Seahawks 3rd
Born	January 3, 1984
Hometown	Salt Lake City, Utah
Pronunciation	too-koo-AH-foo

NFL TRANSACTIONS:

06/09/10: Signed with Seattle as undrafted FA
 06/22/10: Waived by Seattle
 08/13/10: Signed with San Francisco as FA
 09/04/10: Waived by San Francisco
 09/06/10: Signed to San Francisco PS
 12/18/10: Signed to San Francisco 53-man roster
 10/04/11: Placed on IR by San Francisco
 03/08/12: Signed renegotiated contract with SF
 09/11/13: Placed on IR by San Francisco
 09/17/13: Waived with injury settlement by SF
 12/18/13: Signed with San Francisco as a FA
 08/30/14: Placed on IR by San Francisco
 09/08/14: Released from IR with injury settlement by San Francisco
 10/29/14: Signed by Seattle as FA
 04/01/15: Signed with Seattle as UFA
 08/22/16: Re-signed with Seattle as UFA
 09/03/16: Released by Seattle
 09/13/16: Signed with Seattle as UFA

NFL CAREER HIGHLIGHTS:

- Played in 14 games with one start at fullback in 2015, rushing four times for one yard and his first career touchdown vs. Arizona (11/15) and catching one pass for seven yards and his first career receiving TD at Arizona (1/3/16). Saw time at fullback, tight end and defensive tackle.
- Played in nine games with two starts at fullback in 2014, lead-blocking for Marshawn Lynch. Recorded his first-career rush for two yards (vs. St. Louis, 12/28/14), first-career reception (at Phil., 12/7/14) and first-career start (vs. Oakland, 11/2/14). Also spent time at defensive tackle in four regular season games and two postseason games.
- Saw action in 20 career games with San Francisco from 2010-2013, and additionally six

career playoff appearances with two starts. Versatility has allowed him to play fullback, defensive line and on special teams.

- Made NFL debut and recorded his first career FR on his first career play from scrimmage vs. Seattle on September 11, 2011.

COLLEGE: Played in 39 games (37 starts) for the Ducks, registering 131 tackles, 32.5 TFLs, 14.5 sacks, 4 FFs, 5 FRs and 4 PDs. As a senior, named Second-Team All-Pac-10 by the coaches. Also earned Oregon's Schaffeld Award (outstanding defensive lineman) and Gonyea Award (most inspirational player). Started all 13 games and notched 36 tackles, 6.5 TFLs, 2.5 sacks, FF and FR. In 2008, named Honorable Mention All-Pac-10 by the coaches, starting all 13 games and registering 59 tackles, 17.5 TFLs, 7.5 sacks, 1 FF, 1 FR and 2 PDs. As a sophomore, played in 13 games (11 starts) and recorded 36 tackles, 8.5 TFLs, 4.5 sacks, 2 FFs, 3 FRs and 2 PDs en route to earning the team's Casanova Award (top newcomer) and being named Honorable Mention All-Pac-10 by the coaches. Prior to Oregon, starred at Scottsdale Community College, posting 56 tackles, 24 TFL and 2 FRs in 2005. Earned All-Western States Football League honors and ranked among the top two junior college defensive linemen on the SuperPrep JUCO 100, also listed as the nation's 7th-best junior college prospect by Rivals.com.

PERSONAL: Attended East (Salt Lake City, Utah) High School and earned all-region honors as a junior and senior. Also lettered in basketball. Initially signed a letter of intent to BYU before going on a two-year LDS mission. Married to wife, Krystal. One of 16 children, he has 10 brothers and 5 sisters. Majored in political science.

TUKUAFU'S NFL RECORD

Club	G/S	No	Rushing				Att	Receiving			
			Yds	Avg	LG	TD		Yds	Avg	LG	TD
2010 San Francisco	0/0	0	0	0.0	0	0	0	0	0.0	0	0
2011 San Francisco	4/0	0	0	0.0	0	0	0	0	0.0	0	0
2012 San Francisco	14/0	0	0	0.0	0	0	0	0	0.0	0	0
2013 San Francisco	2/0	0	0	0.0	0	0	0	0	0.0	0	0
2014 Seattle	9/2	1	2	2.0	2	1	4	4.0	4	0	0
2015 Seattle	14/1	4	1	0.3	4	1	7	7.0	7t	1	1
2016 Seattle	7/1	2	2	1.0	2	0	0	0.0	0	0	0
NFL TOTALS	50/4	7	6	0.9	4	1	2	11	5.5	7t	1

POSTSEASON

Club	G/S	No	Rushing				Att	Receiving				
			Yds	Avg	LG	TD		Yds	Avg	LG	TD	
2011 San Francisco			Injured Reserve									
2012 San Francisco	3/0	0	0	0.0	0	0	0	0	0.0	0	0	
2013 San Francisco	3/2	0	0	0.0	0	0	1	2	2.0	2	0	
2014 Seattle	3/0	0	0	0.0	0	0	1	8	8.0	8	0	
2015 Seattle	1/1	0	0	0.0	0	0	0	0	0.0	0	0	
NFL TOTALS	10/3	0	0	0.0	0	0	2	10	5.0	9	0	

TUKUAFU'S SINGLE-GAME HIGHS

RUSHING

Rush Attempts: 2 vs. Arizona (11/15/15)
Rushing Yards: 4 at Minnesota (12/6/15)
Longest Rush: 4 at Minnesota (12/6/15)
Rushing Touchdowns: 1 vs. Arizona (11/15/15)

RECEIVING

Receptions: 1, 2 Times, Last at Arizona (1/3/16)
Receiving Yards: 7 at Arizona (1/3/16)
Longest Reception: 7 at Arizona (1/3/16)
Receiving Touchdowns: 1 at Arizona (1/3/16)

TUKUAFU'S ADDITIONAL STATS

Defensive Tackles: 2010 (0), 2011 (2, FR), 2012 (13), 2013 (1), 2014 (1), 2015 (0); **Career** (17, FR).

Special Teams Tackles: 2015 (1); **Career** (1).

Kickoff Returns: 2015 (1 for 16 yards).

Postseason Defensive Tackles: 2014 (1); **Career** (1).

TUKUAFU'S 2016 SEASON


Signed by Seattle on September 13. Was released September 20. Re-signed October 26. **at LA (9/18):** Saw action at FB. **at TB (11/27):** Started first game of the season at FB and also saw limited action at DT. **Car (12/4):** Suffered a concussion and did not return.

2016	Opponent	-----Rushing-----					-----Receiving-----					Total
		Att	Yds	Avg	LG	TD	Rec	Yds	Avg	LG	TD	
9/11	Miami	Not on Roster										
9/18	at L.A.	0	0	0.0	0	0	0	0	0.0	0	0	0
Games 3-6		Not on Roster										
10/30	at New Orleans	0	0	0.0	0	0	0	0	0.0	0	0	0
11/7	Buffalo	0	0	0.0	0	0	0	0	0.0	0	0	0
11/13	at New England	0	0	0.0	0	0	0	0	0.0	0	0	0
11/20	Philadelphia	1	2	2.0	2	0	0	0	0.0	0	0	2
11/27	at Tampa Bay	1	0	0.0	0	0	0	0	0.0	0	0	0
12/4	Carolina	0	0	0.0	0	0	0	0	0.0	0	0	0
TOTALS (7/1)		2	2	1.0	2	0	0	0	0.0	0	0	2

TUKUAFU'S NFL RECORD

2014	Opponent	-----Rushing-----					-----Receiving-----					Total
		Att	Yds	Avg	LG	TD	Rec	Yds	Avg	LG	TD	
11/02	Oakland	0	0	0.0	0	0	0	0	0.0	0	0	0
11/09	NY Giants	0	0	0.0	0	0	0	0	0.0	0	0	0
11/16	at Kansas City	0	0	0.0	0	0	0	0	0.0	0	0	0
11/23	Arizona	0	0	0.0	0	0	0	0	0.0	0	0	0
11/27	at San Francisco	0	0	0.0	0	0	0	0	0.0	0	0	0
12/07	at Philadelphia	0	0	0.0	0	0	1	4	4.0	4	0	4
12/14	San Francisco	0	0	0.0	0	0	0	0	0.0	0	0	0
12/21	at Arizona	0	0	0.0	0	0	0	0	0.0	0	0	0
12/28	St. Louis	1	2	2.0	2	0	0	0	0.0	0	0	0
TOTALS (9/2)		1	2	2.0	2	0	1	4	4.0	4	0	4
1/10	Carolina	0	0	0.0	0	0	0	0	0.0	0	0	0
1/18	Green Bay	0	0	0.0	0	0	1	8	8.0	8	0	8
2/1	New England	0	0	0.0	0	0	0	0	0.0	0	0	0
TOTALS (3/0)		0	0	0.0	0	0	1	8	8.0	8	0	8

2015	Opponent	-----Rushing-----					-----Receiving-----					Total
		Att	Yds	Avg	LG	TD	Rec	Yds	Avg	LG	TD	
Games 1-2		Inactive										
9/27	Chicago	0	0	0.0	0	0	0	0	0.0	0	0	0
10/05	Detroit	0	0	0.0	0	0	0	0	0.0	0	0	0
10/11	at Cincinnati	0	0	0.0	0	0	0	0	0.0	0	0	0
10/18	Carolina	0	0	0.0	0	0	0	0	0.0	0	0	0
10/22	at San Francisco	0	0	0.0	0	0	0	0	0.0	0	0	0
11/01	at Dallas	0	0	0.0	0	0	0	0	0.0	0	0	0
11/15	Arizona	2	2	1.0	1t	1	0	0	0.0	0	0	2
11/22	San Francisco	0	0	0.0	0	0	0	0	0.0	0	0	0
11/29	Pittsburgh	0	0	0.0	0	0	0	0	0.0	0	0	0
12/06	at Minnesota	1	4	4.0	4	0	0	0	0.0	0	0	4
12/13	at Baltimore	0	0	0.0	0	0	0	0	0.0	0	0	0
12/20	Cleveland	0	0	0.0	0	0	0	0	0.0	0	0	0
12/27	St. Louis	1	-5	-5.0	-5	0	0	0	0.0	0	0	-5
1/03	at Arizona	0	0	0.0	0	0	1	7	7.0	7t	1	7
TOTALS (14/1)		4	1	0.3	4	1	1	7	7.0	7t	1	8
1/10	at Minnesota	0	0	0.0	0	0	0	0	0.0	0	0	0
1/17	at Carolina	Inactive (Hamstring)										
TOTALS (1/1)		0	0	0.0	0	0	0	0	0.0	0	0	0



54

BOBBY WAGNER

LINEBACKER

Height 6-0
Weight 245
College Utah State
Seasons NFL 5th, Seahawks 5th
Born June 27, 1990
Hometown Ontario, Calif.

WAGNER'S NFL RECORD

Club	G/S	Tackles			Sacks		Interceptions				LG	TD	PD	FF	FR	Yds
		Tkl	So	Ast	QB	Yds	No	Yds	Avg							
2012 Seattle	16/15	140	86	54	2.0	11.0	3	55	18.3	45	0	4	0	0	0	0
2013 Seattle	14/14	119	71	48	5.0	36.5	2	9	4.5	9	0	6	0	1	0	0
2014 Seattle	11/11	104	67	37	2.0	13.0	0	0	0.0	0	0	3	0	0	0	0
2015 Seattle	15/15	114	67	47	0.5	4.5	0	0	0.0	0	0	7	2	3	55	0
2016 Seattle	12/12	127	68	59	2.5	20.0	1	9	9.0	9	0	2	0	0	0	0
NFL TOTALS	68/67	604	359	245	12.0	85.0	6	73	12.2	45	0	22	2	4	55	0

POSTSEASON																
Club	G/S	Tackles			Sacks		Interceptions				LG	TD	PD	FF	FR	Yds
		Tkl	So	Ast	QB	Yds	No	Yds	Avg							
2012 Seattle	2/2	17	12	5	0.0	0.0	1	4	4.0	4	0	1	0	0	0	0
2013 Seattle	3/3	34	17	17	0.0	0.0	0	0	0.0	0	0	1	0	0	0	0
2014 Seattle	3/3	31	16	15	0.0	0.0	1	0	0.0	0	0	1	0	0	0	0
2015 Seattle	2/2	20	12	8	0.0	0.0	0	0	0.0	0	0	0	0	0	0	0
NFL TOTALS	10/10	102	57	45	0.0	0.0	2	4	4.0	4	0	3	0	0	0	0

WAGNER'S SINGLE-GAME HIGHS

Tackles: 16, Buffalo (11/7/16) **Sacks:** 1.5, 2Times, Last at NY Giants (12/15/13)
Forced Fumbles: 1 vs. Pittsburgh (11/29/15) **Interceptions:** 2, vs. Arizona (12/9/12)
Fumble Recoveries: 1, 4Times, Last at Balt. (12/13/15) **Touchdowns:** 1, 2Times, Last FR vs. Ari. (11/15/15)

ADDITIONAL STATS

Special Teams Tackles: 2016 (Block FG); **Career:** (Block FG).

WAGNER'S 2016 SEASON

Leads the NFL with 108 tackles. **SF (9/25):** Had sixth-career interception and it led to a field goal. **at NYJ (10/2):** Led team with a season-high 11 tackles, including a sack. **Atl (10/16):** Tied a career high with 14 tackles, including two QB hits. **at Ariz (10/23):** Led team with 13 tackles and blocked a FG after leaping over the snapper. **at NO (10/30):** Set career high with 15 tackles (11 solo). **Buf (11/7):** Set career high for second-straight week in tackles with 16 (8 solo). Also recorded half of a sack. **Phi (11/20):** Led team with 15 tackles and posted a QB sack. Became first player in team history to record five-straight 100-tackle seasons. **Car (12/4):** Led team with 10 tackles - seventh double-digit output of the season.

WAGNER'S 2016 GAME-BY-GAME

Game	G/S	T	S	A	QB	Yds.	QH	Int.	Yds.	PD	FF	FR	Yds.
Miami (9/11)	1/1	6	6	0	0.0	0.0	2	0	0	0	0	0	0
at L.A. (9/18)	1/1	8	5	3	0.0	0.0	1	0	0	0	0	0	0
SF (9/25)	1/1	6	0	6	0.0	0.0	0	1	9	2	0	0	0
at NYJ (10/2)	1/1	10	6	4	1.0	6.0	2	0	0	0	0	0	0
Atl (10/16)	1/1	14	3	11	0.0	0.0	2	0	0	0	0	0	0
at Ariz (10/23)	1/1	13	12	1	0.0	0.0	1	0	0	0	0	0	0
at NO (10/30)	1/1	15	11	4	0.0	0.0	1	0	0	0	0	0	0
Buf (11/7)	1/1	16	8	8	0.5	5.0	3	0	0	0	0	0	0
at NE (11/13)	1/1	5	2	3	0.0	0.0	0	0	0	0	0	0	0
Phi (11/20)	1/1	15	5	10	1.0	9.0	1	0	0	0	0	0	0
atTB (11/27)	1/1	9	6	3	0.0	0.0	0	0	0	0	0	0	0
Car (12/4)	1/1	10	4	6	0.0	0.0	1	0	0	0	0	0	0
Totals	12/12	127	68	59	2.5	20.0	14	1	9	2	0	0	0



73

J'MARCUS WEBB

TACKLE

Height	6-7
Weight	331
College	West Texas A&M
Seasons	NFL 7th, Seahawks 1st
Born	August 8, 1988
Hometown	Fort Worth, Texas



86

BRANDON WILLIAMS

TIGHT END

Height	6-3
Weight	247
College	Oregon
Seasons	NFL 4th, Seahawks 1st
Born	October 12, 1987
Hometown	Merriquette, Ill.

WEBB'S NFL RECORD

Year	Team	GP/GS	Postseason
2010	Chicago	14/12	2/2
2011	Chicago	16/16	
2012	Chicago	16/16	
2013	Minn.	8/1	
2014	Minn.	1/0	
2015	Oakland	16/16	
2016	Seattle	9/3	
NFL TOTALS	—	80/64	2/2

WEBB'S 2016 SEASON

Was released on November 22. **Mia (9/11):** Started at RG in place of Germain Ifedi (ankle). **at LA (9/18):** Started at RG. **SF (9/25):** Started at RG. **at NYJ (10/2):** Saw action on special teams. **Atl (10/16):** Saw action as an extra lineman in goal line package. **at Ariz (10/23):** Saw action on special teams. **at NO (10/30):** Saw action on special teams. **at NE (11/13):** Saw action on special teams and in goal-line package. **Phi (11/20):** Inactive.

B. WILLIAMS' NFL RECORD

RECEIVING							
	Club	G/S	No	Yds	Avg	LG	TD
2013	Carolina	9/0	0	0	0.0	0	0
2014	Carolina	14/0	4	44	11.0	16	0
2015	Carolina	2/0	0	0	0.0	0	0
	Miami	4/0	0	0	0.0	0	0
2016	Seattle	12/1	1	16	16.0	16	0
NFL TOTALS	—	41/1	5	60	12.0	16	0
POSTSEASON							
	Club	G/S	No	Yds	Avg	LG	TD
2013	Carolina	1/0	0	0	0.0	0	0
2014	Carolina	2/0	0	0	0.0	0	0
NFL TOTALS	—	3/0	0	0	0.0	0	0

B. WILLIAMS' SINGLE-GAME HIGHS

Receptions: 2 at Green Bay (10/19/14) **Receiving Yards:** 22 at Green Bay (10/19/14)
Touchdowns: None **Longest Reception:** 16, 2 Times, Last vs. Buffalo (11/7/16)

B. WILLIAMS' ADDITIONAL STATS

Kickoff Returns: 2014 (3 for 36 yards, 12.0 avg., 19 long), 2016 (1 for 12 yards, 12.0 avg.); **Career:** (4 for 48, 12.0 avg., 19 long).
Special Teams Tackles: 2013 (1), 2014 (1), 2015 (1), 2016 (2); **Career** (5).
Postseason Special Teams Tackles: 2014 (1); **Career** (1).

B. WILLIAMS' 2016 SEASON

at LA (9/18): Started when team opened in a 3-TE set.

2016	Opponent	No	Yds	Avg	LG	TD
9/11	Miami	0	0	0.0	0	0
9/18	at L.A.	0	0	0.0	0	0
9/25	SF	0	0	0.0	0	0
10/2	at NYJ	0	0	0.0	0	0
10/16	Atlanta	0	0	0.0	0	0
10/23	at Arizona	0	0	0.0	0	0
10/30	at New Orleans	0	0	0.0	0	0
11/7	Buffalo	1	16	16.0	16	0
11/13	at New England	0	0	0.0	0	0
11/20	Philadelphia	0	0	0.0	0	0
11/27	at Tampa Bay	0	0	0.0	0	0
12/4	Carolina	0	0	0.0	0	0
TOTALS (12/1)	—	1	16	16.0	16	0



82

LUKE WILLSON

TIGHT END

Height 6-5
Weight 252
College Rice
Seasons NFL 4th, Seahawks 4th
Born January 15, 1990
Hometown Lasalle, Ontario, Can.

WILLSON'S NFL RECORD

RECEIVING						
Club	G/S	No	Yds	Avg	LG	TD
2013 Seattle	16/7	20	272	13.6	39t	1
2014 Seattle	15/10	22	362	16.5	80t	3
2015 Seattle	14/7	17	213	12.5	24	1
2016 Seattle	7/5	8	73	9.1	19	0
NFL TOTALS	52/29	67	920	13.7	80t	5

POSTSEASON						
Club	G/S	No	Yds	Avg	LG	TD
2013 Seattle	3/0	2	17	8.5	12	0
2014 Seattle	3/3	6	79	13.2	29	1
2015 Seattle	1/1	4	54	13.5	22	0
NFL TOTALS	7/4	12	150	12.5	29	1

WILLSON'S SINGLE-GAME HIGHS

Receptions: 5 vs. Jacksonville (9/22/13)
Touchdowns: 2 at Arizona (12/21/14)

Receiving Yards: 139 at Arizona (12/21/14)
Longest Reception: 80t at Arizona (12/21/14)

WILLSON'S 2016 SEASON

Mia (9/11): Started at TE. **at LA (9/18):** Started when team opened in a 3-TE set. **at NYJ (10/2):** Started in 2-TE set. **Atl (10/16):** Saw action at TE and had a 9-yard reception. Injured knee in fourth quarter during a Michael TD run. **Atl (10/16):** Inactive (knee). **at Ariz (10/23):** Inactive (knee). **at NO (10/30):** Inactive (knee). **Buf (11/7):** Inactive (knee). **at NE (11/13):** Inactive (knee). **Phi (11/20):** Returned from knee injury to start in 2-TE set and had a 12-yard reception and a late onside kick recovery. **at TB (11/27):** Had one reception but left the game with a knee injury. **Car (12/4):** Inactive (knee).

WILLSON'S GAME-BY-GAME

-----Receiving-----							-----Receiving-----						
2013	Opponent	No	Yds	Avg	LG	TD	2014	Opponent	No	Yds	Avg	LG	TD
9/8	at Carolina	0	0	0.0	0	0	9/04	Green Bay	1	1	1.0	1	0
9/15	San Francisco	0	0	0.0	0	0	9/14	at San Diego	0	0	0.0	0	0
9/22	Jacksonville	5	76	15.2	35	0	9/21	Denver	0	0	0.0	0	0
9/29	at Houston	0	0	0.0	0	0	10/06	at Washington	3	28	9.3	19	0
10/6	at Indianapolis	2	28	14.0	17	0	10/12	Dallas	2	11	5.5	10	0
10/13	Tennessee	2	17	8.5	14	0	10/19	at St. Louis	Inactive (groin)				
10/17	at Arizona	1	23	23.0	23	0	10/26	at Carolina	1	23	23.0	23t	1
10/28	at St. Louis	0	0	0.0	0	0	11/02	Oakland	1	16	16.0	16	0
11/3	Tampa Bay	0	0	0.0	0	0	11/09	NY Giants	0	0	0.0	0	0
11/10	at Atlanta	1	19	19.0	19	0	11/16	at Kansas City	3	51	17.0	27	0
11/17	Minnesota	1	7	7.0	7	0	11/23	Arizona	1	21	21.0	21	0
12/2	New Orleans	1	2	2.0	2	0	11/27	at San Francisco	4	39	9.8	15	0
12/8	at San Francisco	3	70	23.3	39t	1	12/07	at Philadelphia	1	1	1.0	1	0
12/15	at NY Giants	2	23	11.5	15	0	12/14	San Francisco	0	0	0.0	0	0
12/22	Arizona	1	3	3.0	3	0	12/21	at Arizona	3	139	46.3	80t	2
12/29	St. Louis	1	4	4.0	4	0	12/28	St. Louis	2	32	16.0	28	0
TOTALS (16/7)		20	272	13.6	39t	1	TOTALS (15/10)		22	362	16.5	80t	3
1/11	New Orleans	0	0	0.0	0	0	1/10	Carolina	4	68	17.0	29	1
1/19	San Francisco	0	0	0.0	0	0	1/18	Green Bay	2	11	5.5	8	0
2/2	Denver	2	17	8.5	12	0	2/1	New England	0	0	0.0	0	0
Playoff Totals (3/0)		2	17	8.5	12	0	TOTALS (3/3)		6	79	13.2	29	1

-----Receiving-----						
2015	Opponent	No	Yds	Avg	LG	TD
9/13	at St. Louis	0	0	0.0	0	0
9/20	at Green Bay	2	36	18.0	24	0
9/27	Chicago	Inactive (Back)				
10/05	Detroit	2	15	7.5	9	0
10/11	at Cincinnati	2	17	8.5	9	0
10/18	Carolina	1	16	16.0	16	0
10/22	at San Francisco	0	0	0.0	0	0
11/01	at Dallas	2	41	20.5	22t	1
11/15	Arizona	0	0	0.0	0	0
11/22	San Francisco	2	15	7.5	10	0
11/29	Pittsburgh	1	12	12.0	12	0
12/06	at Minnesota	2	36	18.0	22	0
12/13	at Baltimore	1	8	8.0	8	0
12/20	Cleveland	2	17	8.5	11	0
12/27	St. Louis	0	0	0.0	0	0
1/03	at Arizona	Inactive (Concussion)				
TOTALS (14/7)		17	213	12.5	24	1
1/10	at Minnesota	Inactive (Concussion)				
1/17	at Carolina	4	54	13.5	22	0
TOTALS (1/1)		4	54	13.5	22	0

2016	Opponent	No	Yds	Avg	LG	TD
9/11	Miami	2	26	13.0	19	0
9/18	at L.A.	1	6	6.0	6	0
9/25	San Francisco	2	9	4.5	7	0
10/2	at N.Y. Jets	0	0	0.0	0	0
10/16	Atlanta	1	9	9.0	9	0
Games 6-9		Inactive (Knee)				
11/20	Philadelphia	1	12	12.0	12	0
11/27	at Tampa Bay	1	11	11.0	11	0
12/4	Carolina	Inactive (Knee)				
TOTALS (7/5)		8	73	9.1	19	0



3

RUSSELL WILSON QUARTERBACK

Height 5-11
Weight 215
College Wisconsin
Seasons NFL 5th, Seahawks 5th
Born November 29, 1988
Hometown Richmond, Va.

WILSON'S NFL RECORD

PASSING

Year	Club	G/S	Att	Comp	Yds	Pct	TD	Int	LG	Sacked	Rate
2012	Seattle	16/16	393	252	3,118	64.1	26	10	67	33/203	100.0
2013	Seattle	16/16	407	257	3,357	63.1	26	9	80t	44/272	101.2
2014	Seattle	16/16	452	285	3,475	63.1	20	7	80t	42/242	95.0
2015	Seattle	16/16	483	329	4,024	68.1	34	8	80t	45/265	110.1
2016	Seattle	12/12	404	264	3,142	65.3	12	5	59	29/226	93.7
NFL TOTALS		76/76	2,139	1,387	17,116	64.8	118	39	80t	193/1,208	100.3

RUSHING

Year	Club	G/S	Att	Yds	Avg	LG	TD
2012	Seattle	16/16	94	489	5.2	25t	4
2013	Seattle	16/16	96	539	5.6	27	1
2014	Seattle	16/16	118	849	7.2	55	6
2015	Seattle	16/16	103	553	5.4	24	1
2016	Seattle	12/12	50	188	3.8	18	1
NFL TOTALS		76/76	461	2,618	5.7	55	13

POSTSEASON

PASSING

Year	Club	G/S	Att	Comp	Yds	Pct	TD	Int	LG	Sacked	Rate
2012	Seattle	2/2	62	39	572	62.9	3	1	34	7/48	101.0
2013	Seattle	3/3	68	43	524	63.2	3	0	51	7/22	101.6
2014	Seattle	3/3	72	41	724	56.9	6	5	63t	10/58	81.9
2015	Seattle	2/2	74	44	508	59.5	4	3	35	7/54	81.4
NFL TOTALS		10/10	276	167	2,328	60.5	16	9	63t	31/182	93.4

RUSHING

Year	Club	G/S	Att	Yds	Avg	LG	TD
2012	Seattle	2/2	15	127	8.5	17	1
2013	Seattle	3/3	11	42	3.8	16	0
2014	Seattle	3/3	17	86	5.1	17	1
2015	Seattle	2/2	8	53	6.6	14	0
NFL TOTALS		10/10	51	308	6.0	28	2

WILSON'S 2016 SEASON

Mia (9/11): Led team to 19th-career win when trailing or tied in the fourth quarter or OT, this after injuring his right ankle in the third quarter. Connected with Baldwin on a 2-yard TD with :31 remaining to give Seattle a 12-10 lead. Attempted a career-high 43 passes. **at LA (9/18):** Returned to start despite suffering an ankle sprain the previous week. **SF (9/25):** Passed for 233 yards in the first half, second-highest total of career for the half. Left the game mid-way through the third quarter with a knee sprain. **at NYJ (10/2):** Passed for season-best 309 yards to go along with three TDs and no INTs. **at NE (11/13):** Passed for a career-high 348 yards and three TDs with no INTs. Was the 12th time of career to pass for three or more TDs and no INTs. Was the fourth time of career to pass for 300 yards with three or more TDs and no INTs. Led the team on scoring drives seven of nine possessions, not counting the final two-play drive that ran out the clock. **Phi (11/20):** Hauled in a 15-yard TD reception on an end-around pass from Doug Baldwin. Was the first TD reception by a QB in club history.

WILSON'S GAME-BY-GAME

2016

PASSING

Date	Opponent	P/S	Att	Com	Yds	Pct	TD	Int	LG	Sacked	W/L Rating
09/11	Miami	(S)	43	27	258	62.8	1	1	24	3/18	W 77.5
09/18	at L.A.	(S)	35	22	254	62.9	0	0	53	2/15	L 84.7
09/25	San Francisco	(S)	23	15	243	65.2	1	0	59	2/17	W 114.9
10/02	at N.Y. Jets	(S)	32	23	309	71.9	3	0	42t	2/21	W 133.5
10/16	Atlanta	(S)	37	25	270	67.6	0	0	25	1/9	W 88.8
10/23	at Arizona	(S)	37	24	225	64.9	0	0	31	1/20	T 81.5
10/30	at New Orleans	(S)	34	22	253	64.7	0	1	27	1/11	L 74.8
11/07	Buffalo	(S)	26	20	282	76.9	2	0	50	4/37	W 137.0
11/13	at New England	(S)	37	25	348	67.6	3	0	39	3/24	W 124.6
11/20	Philadelphia	(S)	31	18	272	58.1	1	0	44	1/0	W 97.8
11/27	at Tampa Bay	(S)	33	17	151	51.5	0	2	21	6/33	L 38.8
12/4	Carolina	(S)	36	26	277	72.2	1	1	40	3/21	W 92.0
TOTALS			(12/12)	404	264	3,142	65.3	12	5	59	29/226 8-3-1 93.7

W/L record reflects games started only

2016

RUSHING

Date	Opponent	P/S	Att	Yds	Avg	LG	TD
09/11	Miami	1/1	4	16	4.0	9	0
09/18	at L.A.	1/1	5	14	2.8	8	0
09/25	San Francisco	1/1	1	3	3.0	3	0
10/02	at N.Y. Jets	1/1	5	-5	-1.0	2	0
10/16	Atlanta	1/1	6	7	1.2	6	0
10/23	at Arizona	1/1	1	-2	-2.0	-2	0
10/30	at New Orleans	1/1	3	11	3.7	5	0
11/07	Buffalo	1/1	3	10	3.3	8	1
11/13	at New England	1/1	3	6	2.0	6	0
11/20	Philadelphia	1/1	8	19	2.4	7	0
11/27	at Tampa Bay	1/1	8	80	10.0	17	0
12/4	Carolina	1/1	3	29	9.7	18	0
TOTALS			(12/12)	50	188	3.8	18 1

SINGLE-GAME HIGHS

Attempts:	43 vs. Miami	(9/11/16)
Completions:	32 at St. Louis	(9/13/15)
Completion %:*	82.8 vs. San Francisco (24/29)	(11/22/15)
Yards:	348 at New England	(11/13/16)
Longest, No TD:	67 vs. Arizona	(12/9/12) to Anthony McCoy
Longest TD:	80t, 3 Times, Last vs. Pittsburgh	(11/29/15) to Doug Baldwin
Most TDs:	5, 2 Times, Last at Baltimore	(12/13/15)
Highest Pass Rating (Home):	151.4 vs. Minnesota	(11/17/13)
Highest Pass Rating (Away):	146.0 at Minnesota	(12/6/15)
Interceptions:	3 at St. Louis	(9/30/12)
Rushes:	14 vs. N.Y. Giants	(10/6/13)
Rushing Yds.:	122** at Washington	(10/6/13)
Longest Rush:	55**, at Arizona	(12/21/14)
Rushing TD:	3 at Buffalo	(12/16/12)

*Min. 20 attempts **Club record by QB

R. WILSON'S ADDITIONAL STATS

Receiving: 2014: (1 for 17 yards); 2016: (2 for 14 yards, 7.0 avg., 15 long (TD), 1 TD); **Career:** (3 for 31 yards, 10.3 avg., 17 long, 1 TD)

WINNING WAYS

MOST REGULAR SEASON WINS AMONG QBS - FIRST FOUR SEASONS

Player	Team	No.
Russell Wilson	Seattle	46
Joe Flacco	Baltimore	44
Matt Ryan	Atlanta	43
Dan Marino	Miami	41
Andy Dalton	Cincinnati	40

MOST TD PASSES THROUGH FIRST FOUR SEASONS

Player	Team	No.
Dan Marino	Miami	142
Peyton Manning	Indianapolis	111
Russell Wilson	Seattle	106
Andrew Luck	Indianapolis	101
Andy Dalton	Cincinnati	99
Kurt Warner	St. Louis	98

4TH-QUARTER WINS - 21 (BEHIND OR TIED IN 4TH QUARTER)

Date	Opp	Situation	Result	Play/Drive & Time Remaining
09/24/12	GB	Behind 12-7	Won 14-12	24 yd TD pass as time expired
10/14/12	NE	Behind 23-17	Won 24-23	46 yd TD pass @ 1:18
12/02/12	at Chi	Behind 14-10		14 yd TD pass @ :24
		Tied 17-17	Won 23-17 (ot)	13 yd TD pass @ 7:33 in OT
12/30/12	StL	Tied 13-13	Won 20-13	1 yd TD run @ 1:39
01/06/13*	at Wash	Behind 14-13	Won 24-14	TD drive @ 7:08
09/08/13	at Car	Behind 7-6	Won 12-7	43 yd TD pass at 10:13
09/29/13	at Hou	Behind 20-6	Won 23-20 (ot)	45 yd FG @ 3:19 in OT
10/13/13	Tenn	Tied 10-10	Won 20-13	Lynch 3-yd TD run @ 7:33
11/03/13	TB	Behind 24-14	Won 27-24 (ot)	27 yd FG @ 8:11 in OT
01/19/14*	SF	Behind 17-13	Won 23-17	35-yd TD pass @ 13:44
09/21/14	Den	Tied 20-20	Won 26-20 (ot)	TD drive @ 9:14 in OT
10/26/14	at Car	Behind 9-6	Won 13-9	23-yd TD pass @ 0:47
11/09/14	NYG	Tied 17-17	Won 38-17	TD drive @ 12:47
12/28/14	StL	Tied 6-6	Won 20-6	TD drive @ 12:07
01/18/15*	GB	Tied 22-22	Won 28-22	35-yd TD pass @ 11:41 in OT
11/01/15	at Dal	Behind 12-10	Won 13-12	24-yard FG drive @ 1:04
11/29/15	Pitt	Behind 27-26	Won 39-30	30-yd TD pass @ 8:12
01/10/16*	at Minn	Behind 9-0	Won 10-9	46-yd FG drive @ 8:04
09/11/16	Miami	Behind 10-6	Won 12-10	2-yd TD pass @ :31
10/16/16	Atlanta	Behind 24-17	Won 26-24	44-yd FG @ 1:57
11/13/16	at NE	Behind 24-22	Won 31-24	23-yd FG @ 8:56 (25-24 lead)

*Playoffs

WILSON'S GAME-BY-GAME

2012

Date	Opponent	P/S	Att	Com	Yds	Pct	TD	Int	LG	Sacked	W/L Rating	
09/09	at Arizona	(S)	34	18	153	52.9	1	1	27	3/14	L 62.5	
09/16	Dallas	(S)	20	15	151	75.0	1	0	22t	2/18	W 112.7	
09/24	Green Bay	(S)	21	10	130	47.6	2	0	41t	1/19	W 99.3	
09/30	at St. Louis	(S)	25	17	160	68.0	0	3	17	2/20	L 45.8	
10/07	at Carolina	(S)	25	19	221	76.0	1	2	30	2/9	W 82.3	
10/14	New England	(S)	27	16	293	59.3	3	0	51	2/10	W 133.7	
10/18	at San Francisco	(S)	23	9	122	39.1	0	1	36	2/7	L 38.7	
10/28	at Detroit	(S)	35	25	236	71.4	2	1	19	0/0	L 96.8	
11/04	Minnesota	(S)	24	16	173	66.7	3	0	23	1/8	W 127.3	
11/11	N.Y. Jets	(S)	19	12	188	63.2	2	0	38t	4/22	W 131.0	
11/25	at Miami	(S)	27	21	224	77.8	2	0	32	2/8	L 125.9	
12/02	at Chicago	(S)	37	23	293	62.2	2	0	49	2/0	W 104.9	
12/09	Arizona	(S)	13	7	148	53.8	1	1	67	1/7	W 88.0	
12/16	at Buffalo	(S)	23	14	205	60.9	1	0	44	2/9	W 104.4	
12/23	San Francisco	(S)	21	15	171	71.4	4	1	43	1/1	W 115.3	
12/30	St. Louis	(S)	19	15	250	78.9	1	0	49	6/41	W 136.3	
TOTALS			(16/16)	393	252	3,118	64.1	26	10	67	33/203	11-5 100.0
01/06/13	at Washington	(S)	26	15	187	57.7	1	0	33	5/31	W 92.9	
01/13/13	at Atlanta	(S)	36	24	385	66.7	2	1	34	2/17	L 109.1	
PLAYOFF TOTALS			(2/2)	62	39	572	62.9	3	1	34	7/48	1-1 101.0

W/L record reflects games started only



2012

RUSHING

Date	Opponent	P/S	Att	Yds	Avg	LG	TD
09/09	at Arizona	(S)	8	20	2.5	5	0
09/16	Dallas	(S)	4	28	7.0	14	0
09/24	Green Bay	(S)	3	18	6.0	12	0
09/30	at St. Louis	(S)	7	14	2.0	8	0
10/07	at Carolina	(S)	5	12	2.4	9	0
10/14	New England	(S)	5	17	3.4	9	0
10/18	at San Francisco	(S)	3	10	3.3	9	0
10/28	at Detroit	(S)	1	9	9.0	9	0
11/04	Minnesota	(S)	9	27	3.0	13	0
11/11	N.Y. Jets	(S)	7	34	4.9	18	0
11/25	at Miami	(S)	5	38	7.6	20	0
12/02	at Chicago	(S)	9	71	7.9	13	0
12/09	Arizona	(S)	3	12	4.0	6	0
12/16	at Buffalo	(S)	9	92	10.2	25t	3
12/23	San Francisco	(S)	6	29	4.8	9	0
12/30	St. Louis	(S)	10	58	5.8	15	1
TOTALS			(16/16)	94	489	5.2	25t 4
01/06/13	at Washington	(S)	8	67	8.4	28	0
01/13/13	at Atlanta	(S)	7	60	8.6	17	1
PLAYOFF TOTALS			(2/2)	15	127	8.5	28 1

WILSON'S GAME-BY-GAME

		PASSING									
Date	Opponent	P/S	Att	Com	Yds	Pct	TD	Int	LG	Sacked	W/L Rating
09/08	at Carolina	(S)	33	25	320	75.8	1	0	43t	2/20	W 115.7
09/15	San Francisco	(S)	19	8	142	42.1	1	1	51	4/24	W 63.9
09/22	Jacksonville	(S)	21	14	202	66.7	4	1	30	2/8	W 117.5
09/29	at Houston	(S)	23	12	123	52.2	0	1	24	5/32	W 49.7
10/06	at Indianapolis	(S)	31	15	210	48.4	2	1	28t	2/5	L 78.7
10/13	Tennessee	(S)	31	23	257	74.2	0	0	55	2/4	W 98.5
10/17	at Arizona	(S)	29	18	235	62.1	3	0	32	3/26	W 122.1
10/28	at St. Louis	(S)	18	10	139	55.6	2	0	80t	7/48	W 117.6
11/03	Tampa Bay	(S)	26	19	217	73.1	2	2	28	0/0	W 91.3
11/10	at Atlanta	(S)	26	19	287	73.1	2	0	46	1/8	W 134.6
11/17	Minnesota	(S)	18	13	230	72.2	2	0	44	1/6	W 151.4
12/02	New Orleans	(S)	30	22	310	73.3	3	0	60	1/8	W 139.6
12/08	at San Francisco	(S)	25	15	199	60.0	1	1	39t	2/21	L 81.9
12/15	at NY Giants	(S)	27	18	206	66.7	1	1	30	4/29	W 86.3
12/22	Arizona	(S)	27	11	108	40.7	1	1	28	4/19	L 49.6
12/29	St. Louis	(S)	23	15	172	65.2	1	0	47t	4/14	W 102.1
TOTALS	(16/16)		407	257	3,357	63.1	26	9	80t	44/272	13-3 101.2
01/11	New Orleans	(S)	18	9	103	50.0	0	0	25	3/0	W 67.6
01/19	San Francisco	(S)	25	16	215	64.0	1	0	51	4/22	W 104.6
02/02	Denver	(S)	25	18	206	72.0	2	0	37	0/0	W 123.1
PLAYOFF TOTALS	(3/3)		68	43	524	63.2	3	0	51	7/22	3-0 101.6

W/L record reflects games started only

2013 RUSHING

Date	Opponent	P/S	Att	Yds	Avg	LG	TD
09/08	at Carolina	(S)	5	7	1.4	7	0
09/15	San Francisco	(S)	10	33	3.3	11	0
09/22	Jacksonville	(S)	2	14	7.0	10	0
09/29	at Houston	(S)	10	77	7.7	25	0
10/06	at Indianapolis	(S)	13	102	7.8	22	0
10/13	Tennessee	(S)	10	61	6.1	23	0
10/17	at Arizona	(S)	8	29	3.6	11	0
10/28	at St. Louis	(S)	3	16	5.3	17	0
11/03	Tampa Bay	(S)	6	36	6.0	16	1
11/10	at Atlanta	(S)	3	20	6.7	10	0
11/17	Minnesota	(S)	2	14	7.0	12	0
12/02	New Orleans	(S)	8	47	5.9	15	0
12/08	at San Francisco	(S)	1	2	2.0	2	0
12/15	at NY Giants	(S)	8	50	6.3	16	0
12/22	Arizona	(S)	2	32	16.0	27	0
12/29	St. Louis	(S)	5	-1	-0.2	8	0
TOTALS	(16/16)		96	539	5.6	27	1
01/11	New Orleans	(S)	3	16	5.3	8	0
01/19	San Francisco	(S)	5	0	0.0	3	0
02/02	Denver	(S)	3	26	8.7	16	0
PLAYOFF TOTALS	(3/3)		11	42	3.8	16	0



WILSON'S GAME-BY-GAME

		PASSING									
Date	Opponent	P/S	Att	Com	Yds	Pct	TD	Int	LG	Sacked	W/L Rating
09/04	Green Bay	(S)	28	19	191	67.9	2	0	33t	1/0	W 110.9
09/14	at San Diego	(S)	25	17	202	68.0	2	0	32	2/22	L 119.1
09/21	Denver	(S)	34	24	258	70.6	2	1	39t	3/20	W 99.9
10/06	at Washington	(S)	24	18	201	75.0	2	0	36	3/23	W 127.3
10/12	Dallas	(S)	28	14	126	50.0	0	1	53	2/0	L 47.6
10/19	at St. Louis	(S)	36	23	313	63.9	2	0	49	3/21	L 110.1
10/26	at Carolina	(S)	32	20	199	62.5	1	1	23t	1/8	W 77.5
11/02	Oakland	(S)	35	17	179	48.6	0	0	39	1/2	W 63.9
11/09	NY Giants	(S)	17	10	172	58.8	0	2	60	2/12	W 53.7
11/16	at Kansas City	(S)	32	20	178	62.5	2	0	27	2/10	L 98.2
11/23	Arizona	(S)	22	17	211	77.3	1	0	48	7/42	W 121.6
11/27	at San Francisco	(S)	22	15	236	68.2	1	0	63	4/14	W 118.8
12/07	at Philadelphia	(S)	37	22	263	59.5	2	0	25	2/11	W 99.3
12/14	San Francisco	(S)	24	12	168	50.0	1	1	47	5/30	W 69.4
12/21	at Arizona	(S)	31	20	339	64.5	2	0	80t	1/10	W 122.9
12/28	St. Louis	(S)	25	17	239	68.0	0	1	38	3/17	W 81.9
TOTALS	(16/16)		452	285	3,475	63.1	20	7	80t	42/242	12-4 95.0
01/10	Carolina	(S)	22	15	268	68.2	3	0	63t	2/20	W 149.2
01/18	Green Bay	(S)	29	14	209	48.3	1	4	35t	5/25	W 44.3
02/01	New England	(S)	21	12	247	57.1	2	1	45	3/13	L 110.6
TOTALS	(3/3)		72	41	724	56.9	6	5	63t	10/58	2-1 81.9

W/L record reflects games started only

2014 RUSHING

Date	Opponent	P/S	Att	Yds	Avg	LG	TD
09/04	Green Bay	(S)	7	29	4.1	13	0
09/14	at San Diego	(S)	2	18	9.0	13	0
09/21	Denver	(S)	9	40	4.4	9	0
10/06	at Washington	(S)	11	122*	11.1	29	1
10/12	Dallas	(S)	2	12	6.0	9t	1
10/19	at St. Louis	(S)	7	106	15.1	52	1
10/26	at Carolina	(S)	6	35	5.8	15	0
11/02	Oakland	(S)	8	31	3.9	19	0
11/09	NY Giants	(S)	14	107	7.6	26	1
11/16	at Kansas City	(S)	8	71	8.9	14	0
11/23	Arizona	(S)	10	73	7.3	40	0
11/27	at San Francisco	(S)	7	35	5.0	12	0
12/07	at Philadelphia	(S)	10	48	4.8	26t	1
12/14	San Francisco	(S)	5	27	5.4	19	0
12/21	at Arizona	(S)	6	88	14.7	55*	1
12/29	St. Louis	(S)	6	7	1.2	6	0
TOTALS	(16/16)		118	849	7.2	55	6
01/10	Carolina	(S)	7	22	3.1	14	0
01/18	Green Bay	(S)	7	25	3.6	15	1
02/01	New England	(S)	3	39	13.0	17	0
TOTALS	(3/3)		17	86	5.1	17	1

*Club record by QB



WILSON'S GAME-BY-GAME

2015

PASSING

Date	Opponent	P/S	Att	Com	Yds	Pct	TD	Int	LG	Sacked	W/L	Rating
09/13	at St. Louis	(S)	41	32	251	78.0	1	1	23	6/32	L	90.1
09/20	at Green Bay	(S)	30	19	206	63.3	2	1	32	2/1	L	91.8
09/27	Chicago	(S)	30	20	235	66.7	1	0	30t	4/23	W	101.4
10/05	Detroit	(S)	26	20	287	76.9	1	0	50	6/52	W	125.0
10/11	at Cincinnati	(S)	23	15	213	65.2	1	1	46	4/16	L	91.4
10/18	Carolina	(S)	30	18	241	60.0	1	0	45	4/22	L	96.7
10/22	at San Francisco	(S)	24	18	235	75.0	1	2	43t	5/23	W	84.5
11/01	at Dallas	(S)	30	19	210	63.3	1	1	22t	0/0	W	81.3
11/15	Arizona	(S)	32	14	240	43.8	1	1	40	2/12	L	67.2
11/22	San Francisco	(S)	29	24	260	82.8	3	0	31t	2/7	W	138.6
11/29	Pittsburgh	(S)	30	21	345	70.0	5	0	80t	2/9	W	147.9
12/06	at Minnesota	(S)	27	21	274	77.8	3	0	53t	1/8	W	146.0
12/13	at Baltimore	(S)	32	23	292	71.9	5	0	49t	0/0	W	139.6
12/20	Cleveland	(S)	30	21	249	70.0	3	0	39	2/8	W	128.3
12/27	St. Louis	(S)	41	25	289	61.0	2	1	28	4/36	L	88.4
01/03	at Arizona	(S)	28	19	197	67.9	3	0	36	1/16	W	123.7
TOTALS		(16/16)	483	329	4,024	68.1	34	8	80t	45/265	10-6	110.1
01/10	at Minnesota	(S)	26	13	142	50.0	1	1	35	2/13	W	63.3
01/17	at Carolina	(S)	48	31	366	64.6	3	2	33t	5/41	L	91.1
PLAYOFF TOTALS		(2/2)	74	44	508	59.5	4	3	35	7/54	1-1	81.4

W/L record reflects games started only

2015

RUSHING

Date	Opponent	P/S	Att	Yds	Avg	LG	TD
09/13	at St. Louis	(S)	8	31	3.9	10	0
09/20	at Green Bay	(S)	10	78	7.8	17	0
09/27	Chicago	(S)	6	28	4.7	13	0
10/05	Detroit	(S)	10	40	4.0	15	0
10/11	at Cincinnati	(S)	3	21	7.0	9	0
10/18	Carolina	(S)	8	53	6.6	24	0
10/22	at San Francisco	(S)	7	20	2.9	9	0
11/01	at Dallas	(S)	6	32	5.3	10	0
11/15	Arizona	(S)	6	52	8.7	20	0
11/22	San Francisco	(S)	9	30	3.3	8	0
11/29	Pittsburgh	(S)	4	14	3.5	10	0
12/06	at Minnesota	(S)	9	51	5.7	14	1
12/13	at Baltimore	(S)	1	6	6.0	6	0
12/20	Cleveland	(S)	5	46	9.2	16	0
12/27	St. Louis	(S)	6	38	6.5	21	0
01/03	at Arizona	(S)	5	13	2.6	9	0
TOTALS		(16/16)	103	553	5.4	24	1
01/10	at Minnesota	(S)	5	21	4.2	11	0
01/17	at Carolina	(S)	3	32	10.7	14	0
PLAYOFF TOTALS		(2/2)	8	53	6.6	14	0

*Club record by QB





50

K.J. WRIGHT

LINEBACKER

Height 6-4
Weight 246
College Mississippi State
Seasons NFL 6th, Seahawks 6th
Born July 23, 1989
Hometown Olive Branch, Miss.

WRIGHT'S NFL RECORD

Club	G/S	Tackles			Sacks		Interceptions								
		Tkl	So	Ast	QB	Yds	No	Yds	Avg	LG	TD	PD	FF	FR	Yds
2011 Seattle	16/12	61	46	15	2.0	9.0	0	0	0.0	0	0	2	1	1	30
2012 Seattle	15/15	96	66	30	1.0	13.0	1	24	24.0	24	0	5	1	0	0
2013 Seattle	13/13	80	46	34	1.5	4.5	0	0	0.0	0	0	4	0	1	0
2014 Seattle	16/16	107	74	33	2.0	8.0	0	0	0	0	0	4	2	1	0
2015 Seattle	16/16	116	71	45	1.0	11.0	0	0	0	0	0	3	4	2	4
2016 Seattle	12/12	98	58	40	3.0	7.0	0	0	0	0	0	4	1	0	0
NFL TOTALS	88/84	558	361	197	10.5	52.5	1	24	24.0	24	0	22	9	5	34

Club	G/S	Tackles			Sacks		Interceptions								
		Tkl	So	Ast	QB	Yds	No	Yds	Avg	LG	TD	PD	FF	FR	Yds
2012 Seattle	2/2	16	8	8	0.0	0.0	0	0	0.0	0	0	2	0	0	0
2013 Seattle	2/1	8	5	3	0.0	0.0	0	0	0.0	0	0	0	0	0	0
2014 Seattle	3/3	23	16	7	0.0	0.0	0	0	0.0	0	0	1	0	0	0
2015 Seattle	2/2	21	11	10	0.5	3.0	0	0	0.0	0	0	0	0	0	0
NFL TOTALS	9/8	68	40	28	0.5	3.0	0	0	0.0	0	0	3	0	0	0

WRIGHT'S SINGLE-GAME HIGHS

Tackles: 13, vs. Oakland (11/2/14) **Forced Fumbles:** 1, 9 Times, Last vs. Car (12/4/16)
Interceptions: 1, at Buffalo (12/16/12) **Fumble Recoveries:** 1, 5 Times, Last vs. Arizona (11/15/15)
Sacks: 1.0, 10 Times, Last vs. Buffalo (11/7/16) **Touchdowns:** 1, FR at Dallas (11/1/15)

ADDITIONAL STATS

Special Teams Tackles: 2011 (4), 2012 (3); **Career:** (7). **Postseason:** 2013 (1), 2014 (1); **Career:** (2).

WRIGHT'S 2016 SEASON

Mia (9/11): Led team with 11 tackles, including a sack. **at LA (9/18):** Led team for second-straight week with nine tackles (7 solo).

WRIGHT'S 2016 GAME-BY-GAME

Game	G/S	T	S	A	QB	Yds.	QH	Int.	Yds.	PD	FF	FR	Yds.
Miami (9/11)	1/1	11	3	8	1.0	2.0	1	0	0	0	0	0	0
at L.A. (9/18)	1/1	9	7	2	0.0	0.0	0	0	0	0	0	0	0
SF (9/25)	1/1	7	3	4	0.0	0.0	0	0	0	0	0	0	0
at NYJ (10/2)	1/1	8	4	4	1.0	4.0	1	0	0	0	0	0	0
Atl (10/16)	1/1	7	1	6	0.0	0.0	1	0	0	0	0	0	0
at Ariz (10/23)	1/1	10	10	0	0.0	0.0	0	0	0	1	0	0	0
at NO (10/30)	1/1	6	4	2	0.0	0.0	0	0	0	0	0	0	0
Buf (11/7)	1/1	11	7	4	1.0	1.0	2	0	0	0	0	0	0
at NE (11/13)	1/1	8	5	3	0.0	0.0	0	0	0	0	0	0	0
Phi (11/20)	1/1	10	6	4	0.0	0.0	0	0	0	1	0	0	0
at TB (11/27)	1/1	8	6	2	0.0	0.0	0	0	0	1	0	0	0
Car (12/4)	1/1	3	2	1	0.0	0.0	0	0	0	1	1	0	0
Totals	12/12	98	58	40	3.0	7.0	5	0	0	4	1	0	0

National Football League Game Summary

NFL Copyright © 2016 by The National Football League. All rights reserved. This summary and play-by-play is for the express purpose of assisting media in their coverage of the game; any other use of this material is prohibited without the written permission of the National Football League. Updated: 12/5/2016

Date: Sunday, 12/4/2016

Carolina Panthers at Seattle Seahawks

Start Time: 5:31 PM PST

at CenturyLink Field, Seattle, WA

Game Day Weather

Game Weather: Partly Cloudy
Played Outdoor on Turf: FieldTurf

Temp: 37° F (2.8° C) Humidity: 71%, Wind: ESE 4 mph
Outdoor Weather: Partly Cloudy, Wind Chill: 34

Officials

Referee: Parry, John (132) Umpire: Pellis, Mark (131) Head Linesman: McGrath, John (5)
Line Judge: Seeman, Jeff (45) Side Judge: Washington, Keith (7) Field Judge: Walker, Jabir (26)
Back Judge: Paganelli, Perry (46) Replay Official: McGrath, Bob ()

Lineups

Carolina Panthers			Seattle Seahawks				
Offense		Defense	Offense		Defense		
WR 17	D.Funchess	LDE 95	C.Johnson	WR 89	D.Baldwin	LDE 72	M.Bennett
LT 74	M.Remmers	LDT 98	S.Lotulelei	LT 74	G.Fant	LDT 77	A.Rubin
LG 68	A.Norwell	RDT 99	K.Short	LG 63	M.Glowinski	RDT 93	T.McDaniel
C 69	T.Larsen	RDE 96	W.Horton	C 68	J.Britt	RDE 56	C.Avril
RG 79	C.Scott	SLB 54	S.Thompson	RG 76	G.Ifedi	OLB 57	M.Morgan
RT 70	T.Turner	MLB 56	A.Klein	RT 78	B.Sowell	MLB 54	B.Wagner
TE 88	G.Olsen	WLB 58	T.Davis	TE 88	J.Graham	OLB 50	K.Wright
TE 84	E.Dickson	LCB 24	J.Bradberry	WR 15	J.Kearse	LCB 25	R.Sherman
QB 3	D.Anderson	RCB 27	R.McClain	QB 3	R.Wilson	RCB 35	D.Shead
FB 35	M.Tolbert	SS 22	M.Griffin	TE 81	N.Vannett	SS 31	K.Chancellor
RB 28	J.Stewart	FS 33	T.Boston	RB 34	T.Rawls	FS 29	E.Thomas

Substitutions

QB 1 C.Newton, P 5 M.Palardy, K 9 G.Gano, WR 10 C.Brown, WR 11 B.Bersin, WR 13 K.Benjamin, QB 14 J.Webb, WR 19 T.Ginn, CB 23 L.Johnson, CB 25 L.Young, CB 26 D.Worley, S 42 C.Jones, RB 43 F.Whittaker, LS 44 J.Jansen, LB 52 J.Norris, LB 55 D.Mayo, LB 57 J.Cash, G 61 D.Yankey, C 62 R.Wendell, DT 77 K.Love, DE 91 R.Delaire, DT 92 V.Butler, DE 94 K.Ealy

Substitutions

QB 2 T.Boykin, K 4 S.Hauschka, P 9 J.Ryan, WR 16 T.Lockett, WR 19 T.McEvoy, CB 20 J.Lane, CB 21 D.Elliott, FS 23 S.Terrell, CB 27 N.Thorpe, SS 33 K.McCray, RB 39 G.Farmer, SS 40 T.Powell, LB 41 D.McDonald, RB 43 T.Pope, FB 46 W.Tukuafu, LS 48 N.Frese, C 53 J.Hunt, DE 55 F.Clark, LB 58 K.Pierre-Louis, G 70 R.Odhiambo, TE 86 B.Williams, DT 90 J.Reed, DE 91 C.Marsh, DE 97 D.Moore

Did Not Play

T 71 D.France

Did Not Play

Not Active

S 20 K.Coleman, RB 34 C.Artis-Payne, LB 59 L.Kuechly, T 60 D.Williams, TE 82 C.Manhertz, DT 90 P.Soliai, DE 97 M.Addison

Not Active

WR 10 P.Richardson, RB 22 C.Prorise, RB 36 A.Collins, LB 52 B.Coyle, T 79 G.Gilliam, TE 82 L.Willson, DT 92 J.Jenkins

Field Goals (made () & missed)

		S.Hauschka		(23) (37) (31) (28)			
		1	2	3	4	OT	Total
VISITOR:	Carolina Panthers	0	7	0	0	0	7
HOME:	Seattle Seahawks	10	13	7	10	0	40

Scoring Plays

Team	Qtr	Time	Play Description (Extra Point) (Drive Info)	Visitor	Home
Seahawks	1	13:23	S.Hauschka 23 yd. Field Goal (4-3, 1:23)	0	3
Seahawks	1	6:42	T.Rawls 8 yd. run (S.Hauschka kick) (9-92, 3:55)	0	10
Panthers	2	10:32	T.Ginn 55 yd. pass from C.Newton (G.Gano kick) (3-48, 1:26)	7	10
Seahawks	2	9:44	T.Rawls 45 yd. run (S.Hauschka kick) (2-57, 0:48)	7	17
Seahawks	2	1:45	S.Hauschka 37 yd. Field Goal (11-56, 5:43)	7	20
Seahawks	2	0:07	S.Hauschka 31 yd. Field Goal (9-72, 1:12)	7	23
Seahawks	3	14:48	T.Lockett 75 yd. run (S.Hauschka kick) (1-75, 0:12)	7	30
Seahawks	4	11:09	J.Graham 1 yd. pass from R.Wilson (S.Hauschka kick) (10-84, 5:15)	7	37
Seahawks	4	3:28	S.Hauschka 28 yd. Field Goal (11-70, 6:00)	7	40

National Football League Game Summary

NFL Copyright © 2016 by The National Football League. All rights reserved. This summary and play-by-play is for the express purpose of assisting media in their coverage of the game; any other use of this material is prohibited without the written permission of the National Football League.

Updated: 12/5/2016

Paid Attendance: 69,104

Time: 3:10

Carolina Panthers vs Seattle Seahawks
12/4/2016 at CenturyLink Field

Final Individual Statistics

Carolina Panthers

Seattle Seahawks

RUSHING	ATT	YDS	AVG	LG	TD	RUSHING	ATT	YDS	AVG	LG	TD
J.Stewart	11	50	4.5	29	0	T.Rawls	15	106	7.1	45	2
M.Tolbert	4	21	5.3	11	0	T.Lockett	1	75	75.0	75	1
C.Newton	3	12	4.0	9	0	R.Wilson	3	29	9.7	18	0
T.Ginn	1	6	6.0	6	0	T.Pope	8	28	3.5	18	0
F.Whittaker	1	3	3.0	3	0	T.Boykin	1	1	1.0	1	0
C.Brown	1	-3	-3.0	-3	0	G.Farmer	1	1	1.0	1	0
Total	21	89	4.2	29	0	Total	29	240	8.3	75	3

PASSING	ATT	CMP	YDS	SK/YD	TD	LG	IN	RT	PASSING	ATT	CMP	YDS	SK/YD	TD	LG	IN	RT
C.Newton	32	14	182	0/0	1	55	0	72.7	R.Wilson	36	26	277	3/21	1	40	1	92.0
D.Anderson	1	0	0	0/0	0	0	1	0.0	T.Boykin	3	2	38	0/0	0	31	0	109.7
Total	33	14	182	0/0	1	55	1	57.9	Total	39	28	315	3/21	1	40	1	93.4

PASS RECEIVING	TAR	REC	YDS	AVG	LG	TD	PASS RECEIVING	TAR	REC	YDS	AVG	LG	TD
T.Ginn	6	5	80	16.0	55	1	D.Baldwin	7	7	65	9.3	29	0
G.Olsen	7	3	30	10.0	16	0	J.Graham	9	6	63	10.5	18	1
D.Funchess	4	2	44	22.0	24	0	J.Kearse	9	5	68	13.6	31	0
K.Benjamin	9	2	18	9.0	11	0	T.Lockett	6	5	63	12.6	40	0
B.Bersin	1	1	7	7.0	7	0	N.Vannett	2	2	25	12.5	21	0
J.Stewart	1	1	3	3.0	3	0	T.McEvoy	2	1	14	14.0	14	0
C.Brown	2	0	0	0.0	0	0	T.Rawls	1	1	12	12.0	12	0
E.Dickson	1	0	0	0.0	0	0	T.Pope	1	1	5	5.0	5	0
M.Tolbert	1	0	0	0.0	0	0	G.Farmer	1	0	0	0.0	0	0
Total	32	14	182	13.0	55	1	Total	38	28	315	11.3	40	1

INTERCEPTIONS	NO	YDS	AVG	LG	TD	INTERCEPTIONS	NO	YDS	AVG	LG	TD
T.Boston	1	7	7.0	7	0	M.Morgan	1	14	14.0	14	0
Total	1	7	7.0	7	0	Total	1	14	14.0	14	0

PUNTING	NO	YDS	AVG	NET	TB	IN20	LG	PUNTING	NO	YDS	AVG	NET	TB	IN20	LG
M.Palardy	6	254	42.3	37.0	1	3	52	J.Ryan	1	41	41.0	41.0	0	0	41
Total	6	254	42.3	37.0	1	3	52	Total	1	41	41.0	41.0	0	0	41

PUNT RETURNS	NO	YDS	AVG	FC	LG	TD	PUNT RETURNS	NO	YDS	AVG	FC	LG	TD
[OUT OF BOUNDS]	1	0	0.0	0	0	0	T.Lockett	3	12	4.0	1	10	0
							[DOWNED]	1	0	0.0	0	0	0
							[TOUCHBACK]	1	0	0.0	0	0	0
Total	0	0	0.0	0	0	0	Total	3	12	4.0	1	10	0

KICKOFF RETURNS	NO	YDS	AVG	FC	LG	TD	KICKOFF RETURNS	NO	YDS	AVG	FC	LG	TD
F.Whittaker	3	64	21.3	0	31	0	T.Lockett	1	46	46.0	0	46	0
T.Ginn	1	25	25.0	0	25	0	[TOUCHBACK]	1	0	0.0	0	0	0
[TOUCHBACK]	5	0	0.0	0	0	0							
Total	4	89	22.3	0	31	0	Total	1	46	46.0	0	46	0

Carolina Panthers

FUMBLES	FUM	LOST	OWN-REC	YDS	TD	FORCED	OPP-REC	YDS	TD	OUT-BDS
J.Stewart	1	1	0	0	0	0	0	0	0	0
K.Ealy	0	0	0	0	0	1	0	0	0	0
Total	1	1	0	0	0	1	0	0	0	0

Seattle Seahawks

FUMBLES	FUM	LOST	OWN-REC	YDS	TD	FORCED	OPP-REC	YDS	TD	OUT-BDS
D.Baldwin	1	0	0	0	0	0	0	0	0	1
K.Wright	0	0	0	0	0	1	0	0	0	0
C.Marsh	0	0	0	0	0	0	1	0	0	0
Total	1	0	0	0	0	1	1	0	0	1

Final Team Statistics

	Visitor Panthers	Home Seahawks
TOTAL FIRST DOWNS	14	29
By Rushing	5	11
By Passing	9	16
By Penalty	0	2
THIRD DOWN EFFICIENCY	5-12-42%	7-14-50%
FOURTH DOWN EFFICIENCY	0-1-0%	0-1-0%
TOTAL NET YARDS	271	534
Total Offensive Plays (inc. times thrown passing)	54	71
Average gain per offensive play	5.0	7.5
NET YARDS RUSHING	89	240
Total Rushing Plays	21	29
Average gain per rushing play	4.2	8.3
Tackles for a loss-number and yards	2-5	4-9
NET YARDS PASSING	182	294
Times thrown - yards lost attempting to pass	0-0	3-21
Gross yards passing	182	315
PASS ATTEMPTS-COMPLETIONS-HAD INTERCEPTED	33-14-1	39-28-1
Avg gain per pass play (inc.# thrown passing)	5.5	7.0
KICKOFFS Number-In End Zone-Touchbacks	2-2-1	9-7-5
PUNTS Number and Average	6-42.3	1-41.0
Had Blocked	0	0
FGs - PATs Had Blocked	0-0	0-0
Net Punting Average	37.0	41.0
TOTAL RETURN YARDAGE (Not Including Kickoffs)	7	26
No. and Yards Punt Returns	0-0	3-12
No. and Yards Kickoff Returns	4-89	1-46
No. and Yards Interception Returns	1-7	1-14
PENALTIES Number and Yards	6-63	6-37
FUMBLES Number and Lost	1-1	1-0
TOUCHDOWNS	1	4
Rushing	0	3
Passing	1	1
EXTRA POINTS Made-Attempts	1-1	4-4
Kicking Made-Attempts	1-1	4-4
FIELD GOALS Made-Attempts	0-0	4-4
RED ZONE EFFICIENCY	0-1-0%	2-6-33%
GOAL TO GO EFFICIENCY	0-0-0%	2-4-50%
SAFETIES	0	0
FINAL SCORE	7	40
TIME OF POSSESSION	25:59	34:01

Ball Possession And Drive Chart

Carolina Panthers

#	Time Recd	Time Lost	Time Poss	How Ball Obtained	Drive Began	# Play	Yds Gain	Yds Pen	Net Yds	1st Down	Last Scrm	How Given Up
1	15:00	14:46	0:14	Kickoff	CAR 18	1	0	0	0	0	CAR 18	Interception
2	13:23	10:37	2:46	Kickoff	CAR 25	5	8	5	13	1	CAR 38	Punt
3	6:42	2:47	3:55	Kickoff	CAR 29	6	34	-5	29	2	SEA 42	Punt
4	13:25	13:16	0:09	Downs	CAR 46	1	4	0	4	0	CAR 46	Fumble
5	11:58	10:32	1:26	Interception	SEA 48	3	58	-10	48	1	CAR 45	Touchdown
6	9:44	7:28	2:16	Kickoff	CAR 25	4	11	0	11	1	CAR 36	Punt
7	1:45	1:19	0:26	Kickoff	CAR 25	3	0	0	0	0	CAR 25	Punt
8	0:07	0:00	0:07	Kickoff		0	0	0	0	0		End of Half
9	14:48	10:08	4:40	Kickoff	CAR 25	9	37	0	37	3	SEA 38	Punt
10	6:15	1:24	4:51	Punt	CAR 35	11	59	-10	49	3	* SEA 16	Downs
11	11:09	9:28	1:41	Kickoff	CAR 25	5	29	0	29	1	SEA 46	Punt
12	3:28	0:00	3:28	Kickoff	CAR 30	6	31	0	31	2	SEA 47	End of Game

(335) Average CAR 30

Seattle Seahawks

#	Time Recd	Time Lost	Time Poss	How Ball Obtained	Drive Began	# Play	Yds Gain	Yds Pen	Net Yds	1st Down	Last Scrm	How Given Up
1	14:46	13:23	1:23	Interception	CAR 8	4	3	0	3	0	* CAR 5	Field Goal
2	10:37	6:42	3:55	Punt	SEA 8	9	92	0	92	5	* CAR 8	Touchdown
3	2:47	13:25	4:22	Punt	SEA 21	9	33	0	33	2	CAR 36	Downs
4	13:16	11:58	1:18	Fumble	50	3	-9	0	-9	0	SEA 41	Interception
5	10:32	9:44	0:48	Kickoff	SEA 43	2	57	0	57	2	CAR 45	Touchdown
6	7:28	1:45	5:43	Punt	SEA 25	11	61	-5	56	4	* CAR 19	Field Goal
7	1:19	0:07	1:12	Punt	SEA 15	9	72	0	72	4	* CAR 13	Field Goal
8	15:00	14:48	0:12	Kickoff	SEA 25	1	75	0	75	1	SEA 25	Touchdown
9	10:08	6:15	3:53	Punt	SEA 10	6	14	0	14	1	SEA 24	Punt
10	1:24	11:09	5:15	Downs	SEA 16	10	74	10	84	6	* CAR 1	Touchdown
11	9:28	3:28	6:00	Punt	SEA 20	11	62	8	70	4	* CAR 10	Field Goal

(325) Average SEA 30

* inside opponent's 20

Time of Possession by Quarter

Visitor	Home	1st	2nd	3rd	4th	OT	Total
Carolina Panthers	Seattle Seahawks	6:55	4:24	9:31	5:09		25:59
		8:05	10:36	5:29	9:51		34:01

Kickoff Drive No.-Start Average

Panthers: 8 - CAR 25

Seahawks: 2 - SEA 34

Carolina Panthers vs Seattle Seahawks
12/4/2016 at CenturyLink Field

Final Defensive Statistics

Carolina Panthers	Regular Defensive Plays											Special Teams					Misc			
	TKL	AST	COMB	SK	/ YDS	TFL	QH	IN	PD	FF	FR	TKL	AST	FF	FR	BL	TKL	AST	FF	FR
M.Griffin	7	7	14	0	0	0	0	0	0	0	0	0	0	0	0	0	0	0	0	0
J.Bradberry	7	1	8	0	0	1	0	0	1	0	0	0	0	0	0	0	0	0	0	0
T.Davis	4	4	8	0.5	2.5	0	1	0	0	0	0	0	0	0	0	0	0	0	0	0
D.Worley	4	2	6	0	0	0	0	0	0	0	0	0	0	0	0	0	0	0	0	0
R.McClain	3	2	5	0	0	1	0	0	1	0	0	0	0	0	0	0	0	0	0	0
K.Short	2	3	5	0	0	1	0	0	0	0	0	0	0	0	0	0	0	0	0	0
A.Klein	2	3	5	0	0	0	0	0	0	0	0	0	0	0	0	0	0	0	0	0
L.Johnson	4	0	4	0	0	0	0	0	0	0	0	0	0	0	0	0	0	0	0	0
T.Boston	0	4	4	0	0	0	0	1	2	0	0	0	0	0	0	0	0	0	0	0
S.Thompson	3	0	3	0	0	0	0	0	0	0	0	0	0	0	0	0	0	0	0	0
K.Ealy	2	1	3	1	6	1	1	0	0	1	0	0	0	0	0	0	0	0	0	0
W.Horton	0	2	2	0.5	2.5	0	2	0	0	0	0	0	0	0	0	0	0	0	0	0
S.Lotulelei	0	2	2	0	0	0	0	0	0	0	0	0	0	0	0	0	0	0	0	0
C.Johnson	1	0	1	1	10	1	1	0	0	0	0	0	0	0	0	0	0	0	0	0
V.Butler	1	0	1	0	0	0	0	0	0	0	0	0	0	0	0	0	0	0	0	0
R.Delaire	0	1	1	0	0	0	0	0	0	0	0	0	0	0	0	0	0	0	0	0
M.Palardy	0	0	0	0	0	0	0	0	0	0	0	1	0	0	0	0	0	0	0	0
G.Gano	0	0	0	0	0	0	0	0	0	0	0	1	0	0	0	0	0	0	0	0
E.Dickson	0	0	0	0	0	0	0	0	0	0	0	1	0	0	0	0	0	0	0	0
J.Webb	0	0	0	0	0	0	0	0	0	0	0	1	0	0	0	0	0	0	0	0
D.Funchess	0	0	0	0	0	0	0	0	0	0	0	0	0	0	0	0	1	0	0	0
T.Larsen	0	0	0	0	0	0	0	0	0	0	0	0	0	0	0	0	1	0	0	0
Total	40	32	72	3	21	5	5	1	4	1	0	4	0	0	0	0	2	0	0	0

TKL = Tackle AST = Assist COMB = Combined QH=QB Hit IN = Interception PD = Pass Defense FF = Forced Fumble FR = Fumble Recovery

Seattle Seahawks	Regular Defensive Plays											Special Teams					Misc			
	TKL	AST	COMB	SK	/ YDS	TFL	QH	IN	PD	FF	FR	TKL	AST	FF	FR	BL	TKL	AST	FF	FR
B.Wagner	4	6	10	0	0	0	1	0	0	0	0	0	0	0	0	0	0	0	0	0
K.Chancellor	6	1	7	0	0	0	0	0	1	0	0	0	0	0	0	0	0	0	0	0
M.Morgan	2	3	5	0	0	0	0	1	1	0	0	0	0	0	0	0	0	0	0	0
K.Wright	2	1	3	0	0	1	0	0	1	1	0	0	0	0	0	0	0	0	0	0
D.Shead	1	2	3	0	0	0	0	0	1	0	0	0	0	0	0	0	0	0	0	0
K.McCray	0	3	3	0	0	0	0	0	0	0	0	0	0	0	0	0	0	0	0	0
E.Thomas	2	0	2	0	0	0	0	0	1	0	0	0	0	0	0	0	0	0	0	0
S.Terrell	1	1	2	0	0	0	0	0	0	0	0	0	0	0	0	0	0	0	0	0
D.Moore	1	1	2	0	0	0	0	0	0	0	0	0	0	0	0	0	0	0	0	0
A.Rubin	1	0	1	0	0	0	1	0	0	0	0	0	0	0	0	0	0	0	0	0
R.Sherman	1	0	1	0	0	1	0	0	1	0	0	0	0	0	0	0	0	0	0	0
F.Clark	0	1	1	0	0	0	1	0	0	0	0	0	0	0	0	0	0	0	0	0
T.McDaniel	0	1	1	0	0	0	1	0	0	0	0	0	0	0	0	0	0	0	0	0
C.Avril	0	1	1	0	0	0	0	0	0	0	0	0	0	0	0	0	0	0	0	0
J.Lane	0	1	1	0	0	0	0	0	0	0	0	0	0	0	0	0	0	0	0	0
M.Bennett	0	1	1	0	0	0	0	0	0	0	0	0	0	0	0	0	0	0	0	0
K.Pierre-Louis	0	1	1	0	0	0	0	0	0	0	0	0	0	0	0	0	0	0	0	0
C.Marsh	0	0	0	0	0	0	0	0	0	0	1	0	0	0	0	0	0	0	0	0
N.Thorpe	0	0	0	0	0	0	0	0	0	0	0	2	0	0	0	0	0	0	0	0
D.McDonald	0	0	0	0	0	0	0	0	0	0	0	1	0	0	0	0	0	0	0	0
T.Powell	0	0	0	0	0	0	0	0	0	0	0	1	0	0	0	0	0	0	0	0
G.Farmer	0	0	0	0	0	0	0	0	0	0	0	0	0	0	0	0	1	0	0	0
Total	21	24	45	0	0	2	4	1	6	1	1	4	0	0	0	0	1	0	0	0

Carolina Panthers vs Seattle Seahawks

12/4/2016 at CenturyLink Field

First Half Summary

PERIOD SCORES

Panthers	0 7 = 7
Seahawks	10 13 = 23

TIME OF POSSESSION

Panthers	11:19
Seahawks	18:41

Scoring Plays

Team	Qtr	Time	Play Description (Extra Point) (Drive Info)	Visitor	Home
Seahawks	1	13:23	S.Hauschka 23 yd. Field Goal (4-3, 1:23)	0	3
Seahawks	1	6:42	T.Rawls 8 yd. run (S.Hauschka kick) (9-92, 3:55)	0	10
Panthers	2	10:32	T.Ginn 55 yd. pass from C.Newton (G.Gano kick) (3-48, 1:26)	7	10
Seahawks	2	9:44	T.Rawls 45 yd. run (S.Hauschka kick) (2-57, 0:48)	7	17
Seahawks	2	1:45	S.Hauschka 37 yd. Field Goal (11-56, 5:43)	7	20
Seahawks	2	0:07	S.Hauschka 31 yd. Field Goal (9-72, 1:12)	7	23

	Carolina Panthers	Seattle Seahawks
TOTAL FIRST DOWNS	5	17
First Downs Rushing-Passing-by Penalty	1 - 4 - 0	8 - 9 - 0
THIRD DOWN EFFICIENCY	1-5-20%	2-7-29%
TOTAL NET YARDS	115	309
Total Offensive Plays	23	44
NET YARDS RUSHING	22	138
NET YARDS PASSING	93	171
Gross Yards Passing	93	187
Times thrown-yards lost attempting to pass	0-0	2-16
Pass Attempts-Completions-Had Intercepted	15 - 6 - 1	25 - 16 - 1
Punts-Number and Average	4 - 45	0 - 0
Penalties-Number and Yards	3 - 30	5 - 32
Fumbles-Number and Lost	1 - 1	1 - 0
Red Zone Efficiency	0-0-0%	1-4-25%
Average Drive Start	CAR 31	SEA 36

Carolina Panthers										Seattle Seahawks							
RUSHING	ATT	YDS	AVG	LG	TD	RUSHING	ATT	YDS	AVG	LG	TD						
J.Stewart	6	11	1.8	6	0	T.Rawls	11	103	9.4	45	2						
T.Ginn	1	6	6.0	6	0	R.Wilson	3	29	9.7	18	0						
C.Newton	1	5	5.0	5	0	T.Pope	3	6	2.0	6	0						
Total	8	22	2.8	6	0	Total	17	138	8.1	45	2						
PASSING	ATT	CMP	YDS	SK/YD	TD	LG	IN	RT	PASSING	ATT	CMP	YDS	SK/YD	TD	LG	IN	RT
C.Newton	14	6	93	0/0	1	55	0	89.3	R.Wilson	25	16	187	2/16	0	40	1	69.9
D.Anderson	1	0	0	0/0	0	0	1	0.0	Total	25	16	187	2/16	0	40	1	69.9
Total	15	6	93	0/0	1	55	1	55.7									
PASS RECEIVING	TAR	REC	YDS	AVG	LG	TD	PASS RECEIVING	TAR	REC	YDS	AVG	LG	TD				
T.Ginn	2	2	56	28.0	55	1	J.Graham	6	4	50	12.5	18	0				
K.Benjamin	6	2	18	9.0	11	0	T.Lockett	4	3	57	19.0	40	0				
G.Olsen	4	1	16	16.0	16	0	J.Kearse	6	3	24	8.0	11	0				
J.Stewart	1	1	3	3.0	3	0	D.Baldwin	3	3	18	6.0	20	0				
C.Brown	1	0	0	0.0	0	0	N.Vannett	1	1	21	21.0	21	0				
M.Tolbert	1	0	0	0.0	0	0	T.Rawls	1	1	12	12.0	12	0				
							T.Pope	1	1	5	5.0	5	0				
							G.Farmer	1	0	0	0.0	0	0				
							T.McEvoy	1	0	0	0.0	0	0				
Total	15	6	93	15.5	55	1	Total	24	16	187	11.7	40	0				

Carolina Panthers	Regular Defensive Plays	Special Teams	Misc
-------------------	-------------------------	---------------	------

Play By Play

First Quarter

SEA wins the coin toss and elects to defer. CAR elects to Receive, and SEA elects to defend the north goal.

S.Hauschka kicks 61 yards from SEA 35 to CAR 4. F.Whittaker to CAR 18 for 14 yards (N.Thorpe).

Carolina Panthers at 15:00, (1st play from scrimmage 14:55)

1-10-CAR 18 (14:55) D.Anderson pass short right intended for M.Tolbert INTERCEPTED by M.Morgan at CAR 22. M.Morgan to CAR 8 for 14 yards (D.Funchess).

Seattle Seahawks at 14:46

- 1-8-CAR 8 (14:46) (Shotgun) T.Rawls left tackle to CAR 6 for 2 yards (W.Horton; K.Short).
- 2-6-CAR 6 (14:11) R.Wilson pass short right to D.Baldwin pushed ob at CAR 5 for 1 yard (J.Bradberry).
- 3-5-CAR 5 (13:32) (Shotgun) R.Wilson pass incomplete short middle to J.Kearse (T.Boston).
- 4-5-CAR 5 (13:26) **S.Hauschka 23 yard field goal is GOOD, Center-N.Frese, Holder-J.Ryan.**

CAR 0 SEA 3, 4 plays, 3 yards, 1:23 drive, 1:37 elapsed

S.Hauschka kicks 65 yards from SEA 35 to end zone, Touchback.

Carolina Panthers at 13:23

- 1-10-CAR 25 (13:23) #1 Newton in at QB. (Shotgun) J.Stewart right guard to CAR 26 for 1 yard (M.Morgan; C.Avril).
- 2-9-CAR 26 (12:46) (Shotgun) C.Newton right end to CAR 29 for 3 yards (J.Lane).
PENALTY on SEA-M.Bennett, Defensive Offside, 5 yards, enforced at CAR 26 - No Play.
- 2-4-CAR 31 (12:15) (Shotgun) J.Stewart up the middle to CAR 37 for 6 yards (J.Lane; K.Chancellor). R1
- 1-10-CAR 37 (11:40) (Shotgun) C.Newton pass incomplete short right to G.Olsen (K.Wright).
- 2-10-CAR 37 (11:36) (Shotgun) C.Newton pass short left to T.Ginn to CAR 38 for 1 yard.
- 3-9-CAR 38 (10:58) (Shotgun) C.Newton pass incomplete short right to C.Brown (K.Chancellor).
- 4-9-CAR 38 (10:53) M.Palardy punts 43 yards to SEA 19, Center-J.Jansen. T.Lockett pushed ob at SEA 37 for 18 yards (M.Palardy).
PENALTY on SEA-K.McCray, Illegal Block Above the Waist, 7 yards, enforced at SEA 15.

Seattle Seahawks at 10:37

- 1-10-SEA 8 (10:37) (Shotgun) R.Wilson pass short right to J.Kearse pushed ob at SEA 14 for 6 yards (J.Bradberry).
- 2-4-SEA 14 (10:11) (Shotgun) R.Wilson pass short left to T.Lockett to CAR 46 for 40 yards (T.Davis). P1
- 1-10-CAR 46 (9:32) (Shotgun) T.Rawls left guard to CAR 44 for 2 yards (K.Short).
- 2-8-CAR 44 (8:59) T.Rawls left tackle to CAR 36 for 8 yards (M.Griffin). R2
- 1-10-CAR 36 (8:19) R.Wilson pass incomplete deep left to T.Lockett (R.McClain).
- 2-10-CAR 36 (8:13) (Shotgun) R.Wilson pass short left to T.Rawls pushed ob at CAR 24 for 12 yards (T.Davis). P3
- 1-10-CAR 24 (7:48) (Shotgun) R.Wilson left end ran ob at CAR 22 for 2 yards (D.Worley).
- 2-8-CAR 22 (7:23) R.Wilson pass short middle to J.Graham to CAR 8 for 14 yards (T.Boston; M.Griffin). P4
- 1-8-CAR 8 (6:47) **T.Rawls left tackle for 8 yards, TOUCHDOWN.** R5
S.Hauschka extra point is GOOD, Center-N.Frese, Holder-J.Ryan.

CAR 0 SEA 10, 9 plays, 92 yards, 3:55 drive, 8:18 elapsed

S.Hauschka kicks 60 yards from SEA 35 to CAR 5. F.Whittaker to CAR 24 for 19 yards (D.McDonald).

PENALTY on SEA-C.Marsh, Offside on Free Kick, 5 yards, enforced at CAR 24.

Carolina Panthers at 6:42, (1st play from scrimmage 6:38)

- 1-10-CAR 29 (6:38) (Shotgun) T.Ginn left end to CAR 35 for 6 yards (K.Chancellor).
- 2-4-CAR 35 (6:05) (Shotgun) C.Newton pass short left to K.Benjamin to CAR 42 for 7 yards (E.Thomas). P2
- 1-10-CAR 42 (5:34) (Shotgun) C.Newton pass deep left to G.Olsen to SEA 42 for 16 yards (B.Wagner). P3
- 1-10-SEA 42 (4:49) (Shotgun) C.Newton up the middle to SEA 37 for 5 yards (E.Thomas).
- 2-5-SEA 37 (4:07) (Shotgun) J.Stewart left guard to SEA 37 for no gain (M.Bennett; M.Morgan).
- 3-5-SEA 37 (3:25) (Shotgun) *PENALTY on CAR-K.Benjamin, False Start, 5 yards, enforced at SEA 37 - No Play.*
- 3-10-SEA 42 (3:01) (Shotgun) C.Newton pass incomplete short middle to K.Benjamin (D.Shead).
- 4-10-SEA 42 (2:57) M.Palardy punts 36 yards to SEA 6, Center-J.Jansen, downed by CAR-J.Cash.
PENALTY on CAR-J.Webb, Unnecessary Roughness, 15 yards, enforced at SEA 6.

Seattle Seahawks at 2:47

- 1-10-SEA 21 (2:47) (Shotgun) R.Wilson pass short left to J.Kearse pushed ob at SEA 28 for 7 yards (D.Worley).
- 2-3-SEA 28 (2:14) T.Rawls left tackle to SEA 30 for 2 yards (K.Short; S.Lotulelei).
- 3-1-SEA 30 (1:38) R.Wilson pass short right to T.Lockett to SEA 39 for 9 yards (J.Bradberry). P6
- 1-10-SEA 39 (:56) (Shotgun) R.Wilson pass short right to T.Lockett to SEA 47 for 8 yards (J.Bradberry).

Carolina Panthers vs Seattle Seahawks at CenturyLink Field

2-2-SEA 47 (:17) T.Rawls left tackle to CAR 41 for 12 yards (D.Worley).

END OF QUARTER

	Score	Time Poss	First Downs				Efficiencies	
			R	P	X	T	3 Down	4 Down
Carolina Panthers	0	6:55	1	2	0	3	0/2	0/0
Seattle Seahawks	10	8:05	3	4	0	7	1/2	0/0

Second Quarter

12/4/2016

Play By Play

Seattle Seahawks continued.

- 1-10-CAR 41 (15:00) T.Rawls right end to CAR 41 for no gain (S.Thompson). SEA-G.Fant was injured during the play.
- 2-10-CAR 41 (14:15) (Shotgun) R.Wilson pass short left to J.Graham pushed ob at CAR 36 for 5 yards (A.Klein).
- 3-5-CAR 36 (13:36) (Shotgun) R.Wilson pass incomplete short right to T.McEvoy.
- 4-5-CAR 36 (13:30) (Shotgun) R.Wilson sacked at CAR 46 for -10 yards (C.Johnson). CAR-C.Johnson was injured during the play. His return is Questionable.

Carolina Panthers at 13:25

- 1-10-CAR 46 (13:25) J.Stewart right end to SEA 49 for 5 yards (K.Wright). FUMBLES (K.Wright), RECOVERED by SEA-C.Marsh at 50. C.Marsh to 50 for no gain (T.Larsen).

Seattle Seahawks at 13:16

- 1-10-50 (13:16) R.Wilson sacked at SEA 44 for -6 yards (K.Ealy).
- 2-16-SEA 44 (12:33) (Shotgun) R.Wilson pass short right to D.Baldwin to SEA 42 for -2 yards (K.Ealy). FUMBLES (K.Ealy), ball out of bounds at SEA 41.
- 3-19-SEA 41 (12:05) (Shotgun) R.Wilson pass short middle intended for J.Kearse INTERCEPTED by T.Boston at CAR 45. T.Boston to SEA 48 for 7 yards (G.Farmer).

Carolina Panthers at 11:58

- 1-10-SEA 48 (11:58) (Shotgun) C.Newton pass short left to J.Stewart to SEA 48 for no gain (B.Wagner).
PENALTY on CAR-M.Remmers, Illegal Block Above the Waist, 10 yards, enforced at SEA 48 - No Play.
- 1-20-CAR 42 (11:30) (Shotgun) C.Newton pass short left to J.Stewart to CAR 45 for 3 yards (M.Morgan).
- 2-17-CAR 45 (10:45) (Shotgun) C.Newton pass incomplete deep middle to G.Olsen (E.Thomas). SEA-E.Thomas was injured during the play. He is Out.
- 3-17-CAR 45 (10:40) (Shotgun) C.Newton pass deep middle to T.Ginn for 55 yards, TOUCHDOWN. P4
G.Gano extra point is GOOD, Center-J.Jansen, Holder-M.Palardy.

CAR 7 SEA 10, 3 plays, 48 yards, 1:26 drive, 4:28 elapsed

G.Gano kicks 68 yards from CAR 35 to SEA -3. T.Lockett to SEA 43 for 46 yards (G.Gano).

Seattle Seahawks at 10:32, (1st play from scrimmage 10:25)

- 1-10-SEA 43 (10:25) (Shotgun) T.Rawls right guard to CAR 45 for 12 yards (D.Worley). R8
- 1-10-CAR 45 (9:53) T.Rawls right tackle for 45 yards, TOUCHDOWN. R9
S.Hauschka extra point is GOOD, Center-N.Frese, Holder-J.Ryan.

CAR 7 SEA 17, 2 plays, 57 yards, 0:48 drive, 5:16 elapsed

S.Hauschka kicks 65 yards from SEA 35 to end zone, Touchback.

Carolina Panthers at 9:44

- 1-10-CAR 25 (9:44) (Shotgun) C.Newton pass short left to K.Benjamin to CAR 36 for 11 yards (B.Wagner; D.Shead). P5
- 1-10-CAR 36 (9:05) J.Stewart left end to CAR 36 for no gain (B.Wagner; M.Morgan).
Timeout #1 by CAR at 08:18.
- 2-10-CAR 36 (8:18) (Shotgun) J.Stewart up the middle to CAR 36 for no gain (K.Chancellor).
- 3-10-CAR 36 (7:42) (Shotgun) C.Newton pass incomplete deep middle to K.Benjamin.
- 4-10-CAR 36 (7:38) M.Palardy punts 49 yards to SEA 15, Center-J.Jansen. T.Lockett to SEA 25 for 10 yards (E.Dickson).

Seattle Seahawks at 7:28

- 1-10-SEA 25 (7:28) (Shotgun) T.Rawls right tackle to SEA 38 for 13 yards (M.Griffin). R10
- 1-10-SEA 38 (6:53) R.Wilson pass short left to J.Graham to CAR 49 for 13 yards (M.Griffin; T.Boston). P11
- 1-10-CAR 49 (6:11) T.Rawls up the middle to 50 for -1 yards (T.Davis; K.Ealy).
- 2-11-50 (5:29) (Shotgun) R.Wilson pass short left to N.Vannett to CAR 29 for 21 yards (D.Worley; M.Griffin). P12
- 1-10-CAR 29 (4:45) PENALTY on SEA-B.Sowell, False Start, 5 yards, enforced at CAR 29 - No Play.
- 1-15-CAR 34 (4:23) T.Pope right end pushed ob at CAR 28 for 6 yards (M.Griffin).
- 2-9-CAR 28 (3:52) (Shotgun) T.Pope up the middle to CAR 26 for 2 yards (V.Butler).
- 3-7-CAR 26 (3:17) (Shotgun) R.Wilson scrambles left tackle to CAR 17 for 9 yards (L.Johnson). R13
- 1-10-CAR 17 (2:36) T.Pope left guard to CAR 19 for -2 yards (R.Delaire; A.Klein).

Two-Minute Warning

- 2-12-CAR 19 (2:00) (Shotgun) R.Wilson pass incomplete deep left to J.Graham.
- 3-12-CAR 19 (1:52) (Shotgun) R.Wilson pass incomplete short left to G.Farmer.
- 4-12-CAR 19 (1:49) S.Hauschka 37 yard field goal is GOOD, Center-N.Frese, Holder-J.Ryan.

CAR 7 SEA 20, 11 plays, 56 yards, 5:43 drive, 13:15 elapsed

S.Hauschka kicks 65 yards from SEA 35 to end zone, Touchback.

Carolina Panthers at 1:45

Carolina Panthers vs Seattle Seahawks at CenturyLink Field

- 1-10-CAR 25 (1:45) (Shotgun) C.Newton pass incomplete deep right to G.Olsen.
- 2-10-CAR 25 (1:40) (Shotgun) C.Newton pass incomplete short middle to K.Benjamin.
- 3-10-CAR 25 (1:35) (Shotgun) C.Newton pass incomplete deep right to K.Benjamin [B.Wagner].
Penalty on CAR-T.Turner, Illegal Formation, declined.
- 4-10-CAR 25 (1:30) M.Palardy punts 52 yards to SEA 23, Center-J.Jansen. T.Lockett to SEA 35 for 12 yards (J.Webb).
PENALTY on SEA-K.Pierre-Louis, Offensive Holding, 10 yards, enforced at SEA 25.

Seattle Seahawks at 1:19

- 1-10-SEA 15 (1:19) (Shotgun) R.Wilson pass short middle to T.Pope to SEA 20 for 5 yards (L.Johnson).
- 2-5-SEA 20 (:59) (No Huddle, Shotgun) R.Wilson pass short left to D.Baldwin pushed ob at SEA 40 for 20 yards (S.Thompson). P14
Timeout #2 by CAR at 00:51. Charged TO due to injury.
- 1-10-SEA 40 (:51) (Shotgun) R.Wilson pass short middle to J.Graham to CAR 42 for 18 yards (M.Griffin). P15
Timeout #1 by SEA at 00:43.
- 1-10-CAR 42 (:43) (Shotgun) R.Wilson scrambles left end to CAR 24 for 18 yards (M.Griffin). R16
Timeout #2 by SEA at 00:35.
- 1-10-CAR 24 (:35) (Shotgun) R.Wilson pass short left to J.Kearse to CAR 13 for 11 yards (D.Worley; T.Boston). P17
Timeout #3 by SEA at 00:26.
- 1-10-CAR 13 (:26) (Shotgun) R.Wilson pass incomplete short left to J.Kearse.
- 2-10-CAR 13 (:21) (Shotgun) R.Wilson pass incomplete short left.
- 3-10-CAR 13 (:16) (Shotgun) R.Wilson pass incomplete short left to J.Graham.
- 4-10-CAR 13 (:10) **S.Hauschka 31 yard field goal is GOOD, Center-N.Frese, Holder-J.Ryan.**

CAR 7 SEA 23, 9 plays, 72 yards, 1:12 drive, 14:53 elapsed

S.Hauschka kicks 73 yards from SEA 35 to CAR -8. T.Ginn to CAR 17 for 25 yards (N.Thorpe).

END OF QUARTER

	Score	Time Poss	First Downs				Efficiencies	
			R	P	X	T	3 Down	4 Down
Carolina Panthers	7	4:24	0	2	0	2	1/3	0/0
Seattle Seahawks	23	10:36	5	5	0	10	1/5	0/1

Third Quarter

12/4/2016

Play By Play

SEA elects to Receive, and CAR elects to defend the North goal.

G.Gano kicks 65 yards from CAR 35 to end zone, Touchback.

Seattle Seahawks at 15:00

1-10-SEA 25 (15:00) T.Lockett right end for 75 yards, TOUCHDOWN. R18

S.Hauschka extra point is GOOD, Center-N.Frese, Holder-J.Ryan.

CAR 7 SEA 30, 1 plays, 75 yards, 0:12 drive, 0:12 elapsed

S.Hauschka kicks 65 yards from SEA 35 to end zone, Touchback.

Carolina Panthers at 14:48

1-10-CAR 25 (14:48) F.Whittaker left end to CAR 28 for 3 yards (B.Wagner).

2-7-CAR 28 (14:10) (Shotgun) C.Newton scrambles left tackle to CAR 37 for 9 yards (M.Morgan). R6

1-10-CAR 37 (13:29) (Shotgun) C.Newton pass short middle to G.Olsen to CAR 49 for 12 yards (D.Shead). P71-10-CAR 49 (12:55) (Shotgun) C.Brown right end to CAR 46 for -3 yards (R.Sherman).

2-13-CAR 46 (12:17) (Shotgun) C.Newton pass short left to G.Olsen pushed ob at CAR 48 for 2 yards (A.Rubin).

3-11-CAR 48 (11:31) (Shotgun) C.Newton pass short right to T.Ginn pushed ob at SEA 41 for 11 yards (K.Chancellor). P8

1-10-SEA 41 (11:06) (Shotgun) J.Stewart up the middle to SEA 38 for 3 yards (F.Clark; B.Wagner).

2-7-SEA 38 (10:27) C.Newton pass incomplete deep left to K.Benjamin [T.McDaniel].

3-7-SEA 38 (10:20) (Shotgun) C.Newton pass incomplete short left to C.Brown.

Timeout #1 by SEA at 10:15.

4-7-SEA 38 (10:15) M.Palardy punts 28 yards to SEA 10, Center-J.Jansen, fair catch by T.Lockett.

Seattle Seahawks at 10:08

1-10-SEA 10 (10:08) T.Rawls left tackle to SEA 7 for -3 yards (R.McClain).

2-13-SEA 7 (9:26) (Shotgun) R.Wilson pass short left to D.Baldwin pushed ob at SEA 11 for 4 yards (R.McClain).

3-9-SEA 11 (8:44) (Shotgun) R.Wilson pass short left to T.McEvoy to SEA 25 for 14 yards (R.McClain). P19

1-10-SEA 25 (8:10) (Shotgun) R.Wilson pass short right to T.Lockett to SEA 24 for -1 yards (J.Bradberry).

2-11-SEA 24 (7:37) (Shotgun) R.Wilson pass short left to D.Baldwin to SEA 29 for 5 yards (L.Johnson).

3-6-SEA 29 (6:58) (Shotgun) R.Wilson sacked at SEA 24 for -5 yards (sack split by T.Davis and W.Horton).

4-11-SEA 24 (6:22) J.Ryan punts 41 yards to CAR 35, Center-N.Frese, out of bounds.

Carolina Panthers at 6:15

1-10-CAR 35 (6:15) (Shotgun) C.Newton pass short left to T.Ginn to CAR 44 for 9 yards (K.Chancellor).

2-1-CAR 44 (6:08) (Shotgun) C.Newton pass incomplete short left to G.Olsen [A.Rubin].

3-1-CAR 44 (6:01) J.Stewart up the middle to CAR 48 for 4 yards (K.Wright; T.McDaniel). R9

1-10-CAR 48 (5:17) C.Newton pass deep left intended for G.Olsen INTERCEPTED by S.Terrell at SEA 15. S.Terrell to CAR 30 for 55 yards (T.Turner).*Penalty on CAR-C.Newton, Low Block, offsetting, enforced at CAR 48 - No Play.**Penalty on SEA-M.Morgan, Defensive Pass Interference, offsetting.*

1-10-CAR 48 (4:55) (Shotgun) C.Newton pass short middle to D.Funchess to SEA 32 for 20 yards (S.Terrell). P10

1-10-SEA 32 (4:19) (Shotgun) C.Newton pass incomplete deep right to E.Dickson.

2-10-SEA 32 (4:13) (Shotgun) C.Newton left tackle to SEA 28 for 4 yards (F.Clark).

PENALTY on CAR-M.Remmers, Offensive Holding, 10 yards, enforced at SEA 32 - No Play.

2-20-SEA 42 (3:45) (Shotgun) C.Newton pass short left to T.Ginn to SEA 38 for 4 yards (K.Chancellor).

3-16-SEA 38 (3:04) (Shotgun) C.Newton pass deep middle to D.Funchess to SEA 14 for 24 yards (K.Chancellor) [F.Clark]. P11

1-10-SEA 14 (2:20) (Shotgun) C.Newton pass incomplete short left to K.Benjamin.

2-10-SEA 14 (2:15) (Shotgun) C.Newton up the middle to SEA 16 for -2 yards (K.Wright).

3-12-SEA 16 (1:33) (Shotgun) C.Newton pass incomplete short middle to D.Funchess.

4-12-SEA 16 (1:29) (Shotgun) C.Newton pass incomplete deep right to K.Benjamin.

Penalty on CAR-K.Benjamin, Offensive Pass Interference, declined.

Seattle Seahawks at 1:24

1-10-SEA 16 (1:24) R.Wilson pass short middle to N.Vannett to SEA 20 for 4 yards (A.Klein).

2-6-SEA 20 (:47) (Shotgun) PENALTY on SEA-B.Sowell, False Start, 5 yards, enforced at SEA 20 - No Play.

2-11-SEA 15 (:24) (Shotgun) R.Wilson pass short left to J.Kearse pushed ob at SEA 28 for 13 yards (R.McClain; A.Klein). P20

PENALTY on CAR-R.McClain, Face Mask (15 Yards), 15 yards, enforced at SEA 28. X21

Carolina Panthers vs Seattle Seahawks at CenturyLink Field

END OF QUARTER

	Score	Time Poss	First Downs				Efficiencies	
			R	P	X	T	3 Down	4 Down
Carolina Panthers	7	9:31	2	4	0	6	3/5	0/1
Seattle Seahawks	30	5:29	1	2	1	4	1/2	0/0

Fourth Quarter

12/4/2016

Play By Play

Seattle Seahawks continued.

- 1-10-SEA 43 (15:00) (Shotgun) T.Rawls left tackle to SEA 47 for 4 yards (T.Davis).
- 2-6-SEA 47 (14:21) (Shotgun) T.Rawls up the middle to SEA 47 for no gain (A.Klein; M.Griffin).
- 3-6-SEA 47 (13:43) (Shotgun) R.Wilson pass short left to D.Baldwin pushed ob at CAR 44 for 9 yards (L.Johnson). P22
- 1-10-CAR 44 (13:09) R.Wilson pass deep left to D.Baldwin pushed ob at CAR 15 for 29 yards (R.McClain; M.Griffin). P23
- Timeout #2 by SEA at 12:28.
- 1-10-CAR 15 (12:28) (Shotgun) R.Odhiambo reported in as eligible. T.Rawls left guard to CAR 13 for 2 yards (M.Griffin).
- 2-8-CAR 13 (12:06) (Shotgun) R.Odhiambo reported in as eligible. R.Wilson pass incomplete short right to J.Graham (J.Bradberry).
- 3-8-CAR 13 (12:00) (Shotgun) R.Wilson pass short right to J.Graham to CAR 1 for 12 yards (M.Griffin; J.Bradberry). P24
- Timeout #3 by SEA at 11:12.
- 1-1-CAR 1 **(11:12) (Shotgun) R.Wilson pass short left to J.Graham for 1 yard, TOUCHDOWN.** P25
- S.Hauschka extra point is GOOD, Center-N.Frese, Holder-J.Ryan.

CAR 7 SEA 37, 10 plays, 84 yards, 1 penalty, 5:15 drive, 3:51 elapsed

S.Hauschka kicks 65 yards from SEA 35 to end zone, Touchback.

Carolina Panthers at 11:09

- 1-10-CAR 25 (11:09) (Shotgun) J.Stewart left guard to CAR 25 for no gain (D.Moore).
- 2-10-CAR 25 (10:36) (Shotgun) J.Stewart up the middle to SEA 46 for 29 yards (D.Shead; S.Terrell). R12
- 1-10-SEA 46 (9:49) (Shotgun) C.Newton pass incomplete short right.
- 2-10-SEA 46 (9:44) (Shotgun) C.Newton pass incomplete short middle to T.Ginn.
- 3-10-SEA 46 (9:40) (Shotgun) C.Newton pass incomplete short right to D.Funchess (R.Sherman).
- 4-10-SEA 46 (9:36) M.Palardy punts 46 yards to end zone, Center-J.Jansen, Touchback.

Seattle Seahawks at 9:28

- 1-10-SEA 20 (9:28) #2 Boykin in at QB. R.Odhiambo reported in as eligible. T.Pope left tackle to SEA 22 for 2 yards (T.Davis).
- 2-8-SEA 22 (8:47) T.Boykin pass short middle to T.Lockett to SEA 29 for 7 yards (J.Bradberry).
- 3-1-SEA 29 (8:09) (Shotgun) R.Odhiambo reported in as eligible. T.Pope up the middle to SEA 32 for 3 yards (M.Griffin; T.Davis). R26
- 1-10-SEA 32 (7:29) (Shotgun) R.Odhiambo reported in as eligible. T.Pope left guard to 50 for 18 yards (T.Boston; T.Davis). R27
- 1-10-50 (6:43) (Shotgun) T.Pope right end ran ob at CAR 48 for 2 yards (M.Griffin).
- 2-8-CAR 48 (6:07) (Shotgun) R.Odhiambo reported in as eligible. T.Boykin right tackle to CAR 47 for 1 yard (S.Thompson).
- 3-7-CAR 47 (5:27) (Shotgun) T.Boykin pass deep right to J.Kearse to CAR 16 for 31 yards (J.Bradberry) [W.Horton]. P28
- PENALTY on CAR-W.Horton, Roughing the Passer, 8 yards, enforced at CAR 16.* X29
- 1-8-CAR 8 (5:01) (Shotgun) R.Odhiambo reported in as eligible. G.Farmer left tackle to CAR 7 for 1 yard (S.Lotulelei; K.Short).
- 2-7-CAR 7 (4:22) (Shotgun) T.Pope up the middle to CAR 10 for -3 yards (K.Short).
- 3-10-CAR 10 (3:38) (Shotgun) T.Boykin pass incomplete short right to J.Kearse.
- 4-10-CAR 10 **(3:32) S.Hauschka 28 yard field goal is GOOD, Center-N.Frese, Holder-J.Ryan.**

CAR 7 SEA 40, 11 plays, 70 yards, 1 penalty, 6:00 drive, 11:32 elapsed

S.Hauschka kicks 66 yards from SEA 35 to CAR -1. F.Whittaker to CAR 30 for 31 yards (T.Powell).

Carolina Panthers at 3:28, (1st play from scrimmage 3:20)

- 1-10-CAR 30 (3:20) (Shotgun) J.Stewart up the middle to CAR 33 for 3 yards (K.Pierre-Louis; K.McCray).
- 2-7-CAR 33 (2:36) (Shotgun) M.Tolbert up the middle to CAR 35 for 2 yards (B.Wagner; D.Moore).

Two-Minute Warning

- 3-5-CAR 35 (2:00) (Shotgun) C.Newton pass short middle to B.Bersin to CAR 42 for 7 yards (B.Wagner; K.McCray). P13
- 1-10-CAR 42 (1:35) (Shotgun) M.Tolbert right tackle to CAR 42 for no gain (B.Wagner).
- 2-10-CAR 42 (:51) (Shotgun) M.Tolbert up the middle to SEA 47 for 11 yards (K.McCray; B.Wagner). R14
- 1-10-SEA 47 (:08) (Shotgun) M.Tolbert right tackle to SEA 39 for 8 yards (B.Wagner).

END OF QUARTER

	Score	Time Poss	First Downs				Efficiencies	
			R	P	X	T	3 Down	4 Down
Carolina Panthers	7	5:09	2	1	0	3	1/2	0/0
Seattle Seahawks	40	9:51	2	5	1	8	4/5	0/0

Miscellaneous Statistics Report

Carolina Panthers vs Seattle Seahawks
12/4/2016 at CenturyLink Field

Ten Longest Plays for Carolina Panthers

Yards	Qtr	Play Start	Play Description
55	2	3-17-CAR 45	(10:40) (Shotgun) C.Newton pass deep middle to T.Ginn for 55 yards, TOUCHDOWN.
29	4	2-10-CAR 25	(10:36) (Shotgun) J.Stewart up the middle to SEA 46 for 29 yards (D.Shead; S.Terrell).
24	3	3-16-SEA 38	(3:04) (Shotgun) C.Newton pass deep middle to D.Funchess to SEA 14 for 24 yards (K.Chancellor) [F.Clark].
20	3	1-10-CAR 48	(4:55) (Shotgun) C.Newton pass short middle to D.Funchess to SEA 32 for 20 yards (S.Terrell).
16	1	1-10-CAR 42	(5:34) (Shotgun) C.Newton pass deep left to G.Olsen to SEA 42 for 16 yards (B.Wagner).
12	3	1-10-CAR 37	(13:29) (Shotgun) C.Newton pass short middle to G.Olsen to CAR 49 for 12 yards (D.Shead).
11	2	1-10-CAR 25	(9:44) (Shotgun) C.Newton pass short left to K.Benjamin to CAR 36 for 11 yards (B.Wagner; D.Shead).
11	3	3-11-CAR 48	(11:31) (Shotgun) C.Newton pass short right to T.Ginn pushed ob at SEA 41 for 11 yards (K.Chancellor).
11	4	2-10-CAR 42	(:51) (Shotgun) M.Tolbert up the middle to SEA 47 for 11 yards (K.McCray; B.Wagner).
9	3	2-7-CAR 28	(14:10) (Shotgun) C.Newton scrambles left tackle to CAR 37 for 9 yards (M.Morgan).

Ten Longest Plays for Seattle Seahawks

Yards	Qtr	Play Start	Play Description
75	3	1-10-SEA 25	(15:00) T.Lockett right end for 75 yards, TOUCHDOWN.
45	2	1-10-CAR 45	(9:53) T.Rawls right tackle for 45 yards, TOUCHDOWN.
40	1	2-4-SEA 14	(10:11) (Shotgun) R.Wilson pass short left to T.Lockett to CAR 46 for 40 yards (T.Davis).
39	4	3-7-CAR 47	(5:27) (Shotgun) T.Boykin pass deep right to J.Kearse to CAR 16 for 31 yards (J.Bradberry) [W.Horton].
29	4	1-10-CAR 44	(13:09) R.Wilson pass deep left to D.Baldwin pushed ob at CAR 15 for 29 yards (R.McClain; M.Griffin).
28	3	2-11-SEA 15	(:24) (Shotgun) R.Wilson pass short left to J.Kearse pushed ob at SEA 28 for 13 yards (R.McClain; A.Klein).
21	2	2-11-50	(5:29) (Shotgun) R.Wilson pass short left to N.Vannett to CAR 29 for 21 yards (D.Worley; M.Griffin).
20	2	2-5-SEA 20	(:59) (No Huddle, Shotgun) R.Wilson pass short left to D.Baldwin pushed ob at SEA 40 for 20 yards (S.Thompson).
18	2	1-10-SEA 40	(:51) (Shotgun) R.Wilson pass short middle to J.Graham to CAR 42 for 18 yards (M.Griffin).
18	2	1-10-CAR 42	(:43) (Shotgun) R.Wilson scrambles left end to CAR 24 for 18 yards (M.Griffin).

Touchdown Scoring Information

	Offense	Defense	Special Teams
VISITOR Carolina Panthers	1	0	0
HOME Seattle Seahawks	4	0	0

Player Scoring Information

Club	Player	TD	Rush TD	Rec TD	KO TD	Punt TD	Int TD	Fum TD	Misc TD	FG	XP	2Pt Rush	2Pt Rec	Sfty	Points
CAR	T.Ginn	0	0	1	0	0	0	0	0	0	0	0	0	0	6
CAR	G.Gano	0	0	0	0	0	0	0	0	0	1	0	0	0	1
SEA	S.Hauschka	0	0	0	0	0	0	0	0	4	4	0	0	0	16
SEA	T.Rawls	0	2	0	0	0	0	0	0	0	0	0	0	0	12
SEA	T.Lockett	0	1	0	0	0	0	0	0	0	0	0	0	0	6
SEA	J.Graham	0	0	1	0	0	0	0	0	0	0	0	0	0	6

Possession Detail

	First Half		Second Half		Game	
	Visitor	Home	Visitor	Home	Visitor	Home
Largest Lead	0	16	0	33	0	33
Drives Leading	0	6	0	4	0	10
Time of Possession Leading	0:00	17:18	0:00	15:20	0:00	32:38
Largest Deficit	-16	0	-33	0	-33	0
Drives Trailing	7	0	4	0	11	0
Time of Possession Trailing	11:05	0:00	14:40	0:00	25:45	0:00
Times Score Tied Up		0		0		0
Lead Changes		1		0		1

Playtime Percentage

Percent of playtime per player on offense, defense and special teams

Carolina Panthers

Seattle Seahawks

		Offense	Defense	Special Teams				Offense	Defense	Special Teams	
T Larsen	G	58	100%	1	4%	M Glowinski	G	71	100%	11	41%
A Norwell	G	58	100%	1	4%	G Ifedi	G	71	100%	8	30%
M Remmers	T	58	100%	1	4%	B Sowell	T	71	100%	8	30%
C Scott	G	58	100%	1	4%	J Britt	C	71	100%	7	26%
G Olsen	TE	58	100%			G Fant	T	68	96%	8	30%
T Turner	G	57	98%	1	4%	J Kearse	WR	64	90%	1	4%
C Newton	QB	57	98%			D Baldwin	WR	61	86%	3	11%
J Stewart	RB	42	72%			R Wilson	QB	61	86%		
T Ginn	WR	40	69%	3	11%	J Graham	TE	53	75%		
C Brown	WR	37	64%	1	4%	T Lockett	WR	44	62%	8	30%
K Benjamin	WR	34	59%			T Rawls	RB	39	55%		
D Funchess	WR	28	48%			N Vannett	TE	27	38%	10	37%
E Dickson	TE	24	41%	14	52%	T Pope	RB	20	28%		
F Whittaker	RB	11	19%	16	59%	T McEvoy	WR	17	24%		
M Tolbert	FB	9	16%	11	41%	R Odhiambo	G	11	15%	8	30%
B Bersin	WR	7	12%	12	44%	B Williams	TE	10	14%	22	81%
D Yankey	G	1	2%	1	4%	T Boykin	QB	10	14%		
D Anderson	QB	1	2%			G Farmer	WR	9	13%		
M Griffin	FS		71 100%	12	44%	W Tukuafu	FB	3	4%	2	7%
J Bradberry	CB		71 100%	9	33%	B Wagner	LB		58 100%	4	15%
T Davis	LB		71 100%	8	30%	K Chancellor	SS		52 90%	8	30%
T Boston	FS		71 100%	8	30%	R Sherman	CB		52 90%	3	11%
A Klein	LB		58 82%	18	67%	D Shead	CB		52 90%	3	11%
W Horton	DE		48 68%			K Wright	LB		48 83%	3	11%
K Short	DT		47 66%	8	30%	S Terrell	FS		41 71%	7	26%
S Lotulelei	DT		46 65%	8	30%	F Clark	DE		40 69%	3	11%
K Ealy	DE		45 63%	8	30%	C Avril	DE		39 67%	3	11%
L Johnson	CB		44 62%			J Lane	CB		38 66%	12	44%
S Thompson	LB		41 58%	17	63%	M Bennett	DE		36 62%	2	7%
D Worley	CB		34 48%	4	15%	A Rubin	DT		32 55%	1	4%
R Delaire	DE		29 41%			C Marsh	DE		26 45%	19	70%
K Love	DT		29 41%			T McDaniel	DT		25 43%	1	4%
R McClain	CB		27 38%	6	22%	J Reed	DT		22 38%	1	4%
V Butler	DT		21 30%	7	26%	M Morgan	LB		17 29%	4	15%
C Johnson	DE		18 25%			E Thomas	FS		17 29%		
L Young	CB		10 14%	17	63%	K Pierre-Louis	LB		13 22%	16	59%
J Cash	LB			18	67%	D Moore	DE		12 21%	1	4%
J Norris	LB			18	67%	K McCray	SS		6 10%	16	59%
J Webb	QB			18	67%	N Thorpe	CB		6 10%	15	56%
C Jones	FS			18	67%	D Elliott	CB		6 10%	14	52%
D Mayo	LB			13	48%	S Hauschka	K			17	63%
M Palardy	P			7	26%	D McDonald	LB			16	59%
J Jansen	LS			7	26%	T Powell	FS			14	52%
G Gano	K			3	11%	N Frese	LS			9	33%
R Wendell	G			1	4%						

