



JETS *VS* **49ERS**



SUNDAY, DECEMBER 11, 2016 | 1:05 PM


Levi's [®] **STADIUM**

49ERS


SAN FRANCISCO 49ERS GAME RELEASE


Presented by





**NEW YORK
JETS**
[3-9]





**SAN FRANCISCO
49ERS**
[1-11]

SUNDAY, DECEMBER 11, 2016 | 1:05 PM | LEVI'S® STADIUM | SANTA CLARA, CA | CBS

JETS VS. 49ERS

The San Francisco 49ers face their final AFC East opponent of the season this week as they return home to take on the New York Jets following back-to-back road games. The 49ers own a 10-2 overall record against the Jets and currently have a two-game winning streak. In their last meeting in 2012, the Niners registered the first shutout of the all-time series, a 34-0 victory.

Last week, San Francisco fell to the Chicago Bears in a snowy game at Soldier Field. The 49ers offense rushed for 141 yards on the day, with RB Carlos Hyde rushing for 92 yards, his second-highest rushing total of the season [103 yards rushing at Seattle (9/25/16)].

On defense, LB Ahmad Brooks took down Bears QB Matt Barkley for an 8-yard loss and his fifth sack of the season. With the sack, Brooks has now registered 50.5 sacks as a member of the 49ers as he became the third player in franchise history to record 50-or-more career sacks [DT Bryant Young - 89.5; LB Charles Haley - 66.5]. Brooks has recorded 5.0-or-more sacks in each of the past eight seasons (2009-16) and is one of four active players to accomplish the feat [DE Cliff Avril (Sea.); DE Cameron Wake (Mia.); LB Julius Peppers (GB)].

San Francisco's special teams saw a productive day with K Phil Dawson tying K Ryan Longwell (1,687 points) for 15th on the NFL's all-time scoring list (two of two field goal attempts). DB Jimmie Ward registered his first career special teams forced fumble and fumble recovery, knocking the ball loose from Bears WR Deonte Thompson on a kickoff return.

BY THE NUMBERS

- 456** The **49ers offense** has registered 456 rushing yds. over the last 3 weeks [122 vs. NE (11/20), 193 at Mia. (11/27) & 141 at Chi. (12/4)], the 3rd-most in the NFL over that timespan (Buf. - 548; Sea. - 519).
- 61** **San Francisco's defense** has registered 61 passes defended on the season, ranking t-8th in the NFL and t-3rd in the NFC (NYG - 78; GB - 62; TB - 61).
- 1** With 1 pt. this week vs. NYJ, K **Phil Dawson** would move past K Ryan Longwell (1,687 pts.) into sole possession of 15th place on the NFL's all-time scoring list.

49ERS ON THE AIR

TELEVISION: CBS

Play-By-Play: Greg Gumbel

Color Analyst: Trent Green

Sideline Reporter: Jamie Erdahl

U.S. BANK 49ERS RADIO NETWORK

KNBR 680 AM & The Bone 107.7 FM

Play-By-Play: Ted Robinson

Color Analyst: Tim Ryan

SPANISH RADIO: ESPN DEPORTES 910 AM

Play-By-Play: Jesus Zarate

Color Analyst: Luis Landero/Gabriel Sotelo

2016 SEASON SCHEDULE

| DATE | OPPONENT | TIME (PT) |
|------------------------------|---------------|-----------|
| REGULAR SEASON (1-11) | | |
| SEPT. 12 | LOS ANGELES | W, 28-0 |
| SEPT. 18 | @ CAROLINA | L, 27-46 |
| SEPT. 25 | @ SEATTLE | L, 18-37 |
| OCT. 2 | DALLAS | L, 17-24 |
| OCT. 6 | ARIZONA | L, 21-33 |
| OCT. 16 | @ BUFFALO | L, 16-45 |
| OCT. 23 | TAMPA BAY | L, 17-34 |
| NOV. 6 | NEW ORLEANS | L, 23-41 |
| NOV. 13 | @ ARIZONA | L, 20-23 |
| NOV. 20 | NEW ENGLAND | L, 17-30 |
| NOV. 27 | @ MIAMI | L, 24-31 |
| DEC. 4 | @ CHICAGO | L, 6-26 |
| DEC. 11 | NEW YORK JETS | 1:05 PM |
| DEC. 18 | @ ATLANTA | 1:05 PM |
| DEC. 24 | @ LOS ANGELES | 1:25 PM |
| JAN. 1 | SEATTLE | 1:25 PM |

MEDIA CENTER

The 49ers media center is updated daily and contains all of the necessary information to cover the team. On the site, you will find a compilation of 49ers game releases, rosters, updated player bios, gamebooks, transcriptions, statistics, audio files and much more.

To access the site, please visit: media.49ers.com

MEDIA GUIDE

The 49ers 2016 media guide is available online at <http://49ers.1stroundmediagroup.com/> and will be updated weekly throughout the season.

WEEKLY BOOK

The electronic version of the 49ers weekly book is available online. To access the book, please visit:

<http://49ers.1stroundmediagroup.com/weeklybooks/>

Bob Lange - Vice President of Communications • **Dan Beckler** - Director of Football Communications
Roger Hacker - Director of Corporate Communications • **Mike Chasanoff** - Senior Manager of Football Communications
Emily Lucas - Coordinator of Corporate Communications • **Peter Volmut** - Football Communications Assistant

THE HEAD COACHES



Chip Kelly was named the 19th head coach of the San Francisco 49ers on January 14, 2016, after spending the previous three seasons as head coach of the Philadelphia Eagles. Kelly joins the 49ers with 26 seasons of coaching experience at both the NFL and collegiate levels. Kelly won 10 games in each of his first two seasons with the Eagles, including a

NFC East Division championship in his first season in 2013, becoming the second head coach in league history to win a division title in his first season in the NFL. Before his time in Philadelphia, Kelly served as the head coach at the University of Oregon (2009-12) after spending the previous two seasons as the team's offensive coordinator (2007-08). He finished with a 46-7 (.868) record as the Oregon Ducks head coach from, including an appearance in four BCS Bowls and a trip to the National Championship game. Prior to Oregon, Kelly served as the offensive coordinator at the University of New Hampshire (1999-2006). Kelly played quarterback and safety at the University of New Hampshire from 1981-84. Following his playing career, Kelly was an assistant at Columbia University for two seasons (1990-91), coaching on the defensive side of the ball and special teams. In 1992, he returned to New Hampshire to become the running backs coach before spending the 1993 season as the defensive coordinator at Johns Hopkins University.

COACHES COMPARISON

| <u>Chip Kelly</u> | | <u>Todd Bowles</u> |
|-------------------|--|--------------------|
| 27-32 (.458) | Record as Head Coach | 15-16 (.484) |
| 1-1 (.083) | Record with Current Team | 13-15 (.464) |
| 27-33 (.450) | Overall Record (Regular/Postseason) | 15-16 (.484) |
| 1st | Years as Head Coach with Team | 2nd |
| 4th | Years as Head Coach in NFL | 2nd |
| 4th | Years as an NFL Coach | 17th |



Todd Bowles is in his second season as head coach of the New York Jets. In 2015, Bowles led the Jets to a 10-6 record with a defense that ranked fourth in total yards allowed per game (318.6). QB Ryan Fitzpatrick threw for a franchise record 31 touchdowns and developed a connection with WR Brandon Marshall, who finished fourth in

the NFL with 1,502 receiving yards and tied for the NFL lead with 14 touchdown receptions. Prior to joining the Jets, Bowles was the defensive coordinator for the Arizona Cardinals for two seasons (2013-14), earning Assistant Coach of the Year recognition in 2014 from both the *Pro Football Writers of America* and *The Associated Press*, the first ever recipient of the AP award. During his time with the Cardinals, Arizona's defense ranked in the top five in the league in several statistical categories, including third in fewest rushing touchdowns allowed (14), fifth in points per game allowed (19.5) and fifth in rushing yards per game (96.6). Before joining the Cardinals, Bowles coached in Philadelphia (2012), where he began the season as the team's secondary coach and was promoted to interim defensive coordinator for the final 10 games of the year. He spent four seasons with the Dolphins (2008-11), serving as the team's assistant head coach/secondary. In 2011, he was named interim head coach for the final three games, leading the club to a 2-1 record. Prior to his time with Miami, he spent three seasons as the secondary coach for the Cowboys (2005-07). From 2001-04, Bowles was a defensive assistant for the Cleveland Browns, serving as the secondary coach (2004) and defensive nickel package coach (2001-03). Bowles got his start in the NFL coaching ranks in 2000 as the Jets defensive backs coach, and mentored a secondary that was ranked sixth in the NFL in pass defense, allowing 183.3 yards per game.

49ERS RECORD WHEN...

| TEAM | 2016 Reg. Season |
|--------------------------------|-----------------------------|
| Overall | 1-11 |
| At Home | 1-5 |
| On the Road | 0-6 |
| Neutral Site | 0-0 |
| In Primetime | 1-0 |
| In Dome | 0-1 |
| In September | 1-2 |
| In October | 0-4 |
| In November | 0-4 |
| In December | 0-1 |
| In January | 0-0 |
| Vs. NFC | 1-8 |
| Vs. NFC West | 1-3 |
| Vs. NFC East | 0-1 |
| Vs. NFC North | 0-1 |
| Vs. NFC South | 0-3 |
| Vs. AFC | 0-3 |
| Vs. AFC West | 0-0 |
| Vs. AFC East | 0-3 |
| Vs. AFC North | 0-0 |
| Vs. AFC South | 0-0 |
| Scoring on opening drive | 0-5 |
| Scoring first | 1-8 |
| Leading at half | 1-0 |
| Leading after three quarters | 1-0 |
| Winning time of possession | 1-1 |
| Out-rushing opponent | 1-3 |
| Out-passing opponent | 1-3 |
| Out-gaining opponent | 1-1 |
| OFFENSE | |
| 40% + 3rd down conversions | 1-4 |
| 50% + 3rd down conversions | 0-2 |
| Not throwing an INT | 1-4 |
| Passing for 300+ yards | 0-1 |
| Having a 100+ yard rusher | 0-2 |
| Having a 100+ yard receiver | 0-2 |
| Scoring 20+ points | 1-5 |
| Scoring 30+ points | 0-0 |
| Rushing for 150+ yards | 1-3 |
| Having 20+ first downs | 1-4 |
| Not allowing a sack | 1-1 |
| Allowing two or fewer sacks | 1-5 |
| DEFENSE | |
| Opp. less than 40% on 3rd down | 1-1 |
| Opp. less than 30% on 3rd down | 1-0 |
| Scoring a defensive TD | 0-0 |
| Returning an INT for a TD | 0-0 |
| Returning a fumble for a TD | 0-0 |
| Recording 3+ sacks | 0-1 |
| Recording 5+ sacks | 0-0 |
| Winning the turnover battle | 1-5 |
| Allowing 17 or fewer points | 1-0 |
| Allowing a 100-yard rusher | 0-9 |
| Allowing a 100-yard receiver | 0-3 |
| Not allowing a rushing TD | 1-2 |
| Not allowing a passing TD | 1-1 |

SERIES HISTORY VS. NEW YORK JETS

| NEW YORK JETS | | | | Overall: 10-2 | | | | Home: 4-1 | | | | Away: 6-1 | | | | | | | | | | | |
|---|-------|-------|----------|-------------------------------|-------|-------|----------|---|-------|-------|----------|--------------------------------|-------|-------|----------|----------|-------|------------|----|----------|-------|-------|----|
| Date | Win | Score | Location | Date | Win | Score | Location | Date | Win | Score | Location | Date | Win | Score | Location | | | | | | | | |
| 11/28/71 | 49ers | 24-21 | NY | 12/7/86 | 49ers | 24-10 | SF | 10/1/01 | 49ers | 19-17 | NY | 10/3/76 | 49ers | 17-6 | SF | 10/29/89 | 49ers | 23-10 | NY | 10/17/04 | Jets | 22-14 | NY |
| 9/21/80 | 49ers | 32-27 | NY | 9/20/92 | 49ers | 31-14 | NY | 12/7/08 | 49ers | 24-14 | SF | 10/30/83 | Jets | 27-13 | SF | 9/6/98 | 49ers | 36-30 (OT) | SF | 9/30/12 | 49ers | 34-0 | NY |
| Record: At Levi's Stadium: (0-0) | | | | MetLife Stadium: (1-0) | | | | Points: At Levi's Stadium: (0-0) | | | | MetLife Stadium: (34-0) | | | | | | | | | | | |

SERIES HIGHLIGHTS

- Matchups:** 12
- Series Record:** 49ers lead series 10-2
- 49ers Home Record vs. Jets:** 49ers lead series 4-1
- 49ers Away Record vs. Jets:** 49ers lead series 6-1
- First Meeting:** 11/28/71, 49ers win 24-21, at NYJ
- Last Meeting:** 9/30/12, 49ers win 34-0, at NYJ
- Current Streak:** Won 2
- Longest 49ers Win Streak:** 5 (12/7/86 - 10/1/01)
- Longest Jets Win Streak:** 1 - 2 times (Last 10/17/04)
- Most 49ers Points:** 36 (9/6/98): 49ers win 36-30 (OT), at SF
- Most Jets Points:** 30 (9/6/98): 49ers win 36-30 (OT), at SF
- 49ers Shutouts:** 1 (9/30/12), 49ers win 34-0, at NYJ
- Jets Shutouts:** None

STELLAR PERFORMANCES

Below are highlights of how selected 49ers have performed during their careers against the Jets.

SANTOINE BETHEA

- In six career games vs. NYJ, has recorded 31 tackles and 1 FF.
- As a member of the Indianapolis Colts, registered 7 tackles and 1 FF vs. NYJ (1/8/11) (AFC-D).

K PHIL DAWSON

- As a member of the Cleveland Browns, converted 3 of 3 FGAs, including the 35-yd. game winning FG with 3:30 remaining in the 4th quarter at NYJ (10/27/02).

QB COLIN KAEPERNICK

- Rushed for 50 yds. and 1 TD, the first rushing TD of his NFL career, on 5 atts. at NYJ (9/30/12).

2016 NFC WEST STANDINGS

| Team | W | L | T | PF | PA | H | A | AFC | NFC | DIV | Stk. |
|----------------------|----------|-----------|----------|------------|------------|------------|------------|------------|------------|------------|------------|
| Seattle | 8 | 3 | 1 | 264 | 194 | 6-0 | 2-3-1 | 4-0 | 4-3-1 | 1-1-1 | W1 |
| Arizona | 5 | 6 | 1 | 276 | 251 | 4-2-1 | 1-4 | 1-2 | 4-4-1 | 2-1-1 | W1 |
| Los Angeles | 4 | 8 | 0 | 180 | 262 | 1-4 | 3-4 | 1-3 | 3-5 | 2-1 | L3 |
| San Francisco | 1 | 11 | 0 | 234 | 370 | 1-5 | 0-6 | 0-3 | 1-8 | 1-3 | L11 |

2016 COMPARISON

| | |
|---|---|
| <p>49ERS (rank)</p> <p>1-11 (4th NFCW)</p> <p>19.5 (25th)</p> <p>309.8 (30th)</p> <p>127.7 (4th)</p> <p>182.2 (31st)</p> <p>26:44 (32nd)</p> <p>30.8 (32nd)</p> <p>416.3 (32nd)</p> <p>169.3 (32nd)</p> <p>246.9 (14th)</p> <p>20 (t-30th)</p> <p>7 (t-21st)</p> <p>44.2 (25th)</p> <p>-4 (23rd)</p> | <p>JETS (rank)</p> <p>3-9 (4th AFCE)</p> <p>17.2 (29th)</p> <p>328.0 (24th)</p> <p>105.0 (16th)</p> <p>223.0 (27th)</p> <p>29:59 (12th)</p> <p>25.6 (24th)</p> <p>354.8 (15th)</p> <p>90.3 (4th)</p> <p>264.4 (23rd)</p> <p>20 (t-30th)</p> <p>6 (t-26th)</p> <p>43.3 (29th)</p> <p>-15 (31st)</p> |
|---|---|

49ERS

JETS

PASSING YARDS

| | |
|---------------------------|------------------------------|
| Colin Kaepernick ...1,444 | Ryan Fitzpatrick 2,333 |
| Blaine Gabbert.....925 | Bryce Petty..... 317 |

RUSHING YARDS

| | |
|---------------------------|-----------------------|
| Carlos Hyde..... 686 | Matt Forte.....784 |
| Colin Kaepernick393 | Bilal Powell311 |

RECEPTIONS

| | |
|-----------------------|--------------------------|
| Jeremy Kerley43 | Brandon Marshall53 |
| Quinton Patton.....31 | Quincy Enunwa 44 |

RECEIVING YARDS

| | |
|-------------------------|---------------------------|
| Jeremy Kerley 466 | Brandon Marshall711 |
| Vance McDonald391 | Quincy Enunwa653 |

INTERCEPTIONS

| | |
|----------------------|--------------------------|
| Gerald Hodges..... 2 | Marcus Gilchrist 2 |
| Five Players 1 | Marcus Williams..... 2 |

SACKS

| | |
|---------------------------|---------------------------|
| Ahmad Brooks.....5.0 | Leonard Williams..... 6.5 |
| DeForest Buckner 3.0 | Steve McLendon.....3.5 |
| Arik Armstead.....2.5 | Two Players.....2.5 |

OFFENSIVE PROWESS

The addition of **Chip Kelly** in San Francisco brings a wealth of experience and success on the offensive side of the football. In his four seasons as a head coach in the NFL, Kelly's offense has ranked highly in several offensive categories.

20-Point Benchmark...

- In Chip Kelly's four NFL seasons as a head coach, his teams have reached 20-or-more points 43 times out of 59 regular season games. In those games, his record is 27-16 (.628 winning pct.).
- Since 2010, the 49ers have scored 20-or-more points 60 times in the regular season. In those 60 games, they have a combined 46-13-1 record (.775 winning pct.). Their .775 winning pct. scoring 20-or-more points ranks 4th in the NFL during that timespan.

MOST GAMES WITH 20-OR-MORE PTS., 2013-16

| Coach | Games |
|-------------------------------|-----------|
| 1. Bill Belichick, NE | 52 |
| 2. Chuck Pagano, Ind. | 46 |
| 3. Mike McCarthy, GB | 45 |
| 4. Pete Carroll, Sea. | 44 |
| 5. Chip Kelly, Phi./SF | 43 |
| 6. Marvin Lewis, Cin. | 42 |

HIGHEST WINNING PCT. SCORING 20-OR-MORE PTS., 2010-16

| Team | Win | Loss | Tie | Win % |
|-------------------------------|-----------|-----------|----------|-------------|
| 1. New England Patriots | 82 | 14 | 0 | .854 |
| 2. Green Bay Packers | 67 | 15 | 1 | .813 |
| 3. Kansas City Chiefs | 46 | 12 | 0 | .793 |
| 4. San Francisco 49ers | 46 | 13 | 1 | .775 |
| 5. Seattle Seahawks | 55 | 16 | 0 | .774 |

Punch It In...

- During his three seasons in Philadelphia (2013-15), Chip Kelly's offense ranked 4th in the NFL, with 50 total rushing TDs.
- Through 12 games as head coach of the 49ers, the team's offense has rushed for 11 TDs, ranking t-7th in the NFC.
- This season, the 49ers rank 4th in the NFL, rushing for an avg. of 127.7 yds. per game.
- In 2016, the Niners are averaging 29.3 rushing atts. per game, the 4th-most in the NFL (Dal. - 32.6; Buf. - 29.8; Ten. - 29.7; TB - 29.3).

MOST RUSHING TDs IN THE NFC, 2016

| Team | TDs |
|--------------------------------|-----------|
| 1. Dallas Cowboys | 20 |
| 2t. Atlanta Falcons | 14 |
| Carolina Panthers | 14 |
| 4t. Arizona Cardinals | 12 |
| Philadelphia Eagles | 12 |
| Seattle Seahawks | 12 |
| 7t. San Francisco 49ers | 11 |
| New Orleans Saints | 11 |

Capitalize On Their Mistakes...

- San Francisco has scored points off of 13 of their 16 takeaways this season, totaling 68pts.
- The Niners 68 pts. scored off of takeaways are the 6th-most in the NFL this season. Their 45 pts. scored in Weeks 1-3 were the most scored by the team in the first 3 games of a season since 1997 (45 pts. scored off of 14 takeaways).

MOST PTS. SCORED OFF OF TAKEAWAYS IN THE NFL, 2016

| Team | Takeaways | Pts. |
|-------------------------------|-----------|-----------|
| 1. Denver Broncos | 23 | 103 |
| 2. Kansas City Chiefs | 25 | 79 |
| 3. Arizona Cardinals | 20 | 78 |
| 4. Carolina Panthers | 17 | 75 |
| 5. Tampa Bay Buccaneers | 22 | 71 |
| 6. San Francisco 49ers | 15 | 68 |

- The 49ers 45 pts. scored off of takeaways were the most in the NFL through 3 weeks since the Buffalo Bills scored 48 pts. in 2011.
- The team's 8 takeaways in Weeks 1-3 were the most by the 49ers through 3 weeks since 2011 (8 takeaways).



MOD SQUAD



Curtis Modkins is in his ninth season in the NFL and first as the 49ers offensive coordinator. A veteran of 22 seasons coaching at the professional and collegiate levels, he spent the previous three seasons (2013-15) as the running backs coach and run game coordinator for the Detroit Lions.

In 2015 among running backs, the Lions finished the season ranked first in receptions (135) and receiving yards (1,216), and tied for fourth in receiving touchdowns (five) among running backs. RB Theo Riddick set a Detroit franchise record for receptions by a running back, registering 80 receptions for 697 yards and three touchdowns. Rookie RB Ameer Abdullah finished fifth in the NFL in all-purpose yards (1,857).

MOST RECEPTS. BY RUNNING BACKS, 2015

| Team | Recepts. |
|-----------------|----------|
| 1. Detroit | 135 |
| 2. Philadelphia | 128 |
| 3t. New Orleans | 127 |
| 4. Baltimore | 127 |
| 5. Minnesota | 121 |

MOST REC. YDS. BY RUNNING BACKS, 2015

| Team | Rec. Yds. |
|----------------|-----------|
| 1. Detroit | 1,216 |
| 2. New Orleans | 1,064 |
| 3. New England | 1,043 |
| 4. San Diego | 1,035 |
| 5. Baltimore | 879 |

In 2014, RB Joiqie Bell led the Lions with a career-high 860 yards on the ground with seven rushing touchdowns. Detroit was the only team in the NFL that had three running backs with 30-or-more receptions.

Detroit ranked third in the NFL in total yards gained by running backs with 2,769 yards (1,690 rushing, 1,079 receiving) in 2013. The Lions were the only team to feature backs who combined for 1,600-or-more rushing yards and 1,000-or-more receiving yards. Under Modkins' guidance, RB Reggie Bush (1,006 rushing, 506 receiving) and Bell (651 rushing, 547 receiving) became the first running back tandem in NFL history to both register 500-or-more rushing yards and 500-or-more receiving yards in the same season.

Prior to joining the Lions, Modkins spent three seasons (2010-12) with the Buffalo Bills as the offensive coordinator and running backs coach. In each of the three seasons with Modkins as offensive coordinator, QB Ryan Fitzpatrick registered 3,000-or-more passing yards and 20-or-more touchdown passes while WR Stevie Johnson recorded 1,000-or-more receiving yards.

In 2012, the Bills offense ranked fourth in the NFL in yards per carry (5.0) and sixth in total rushing yards (2,217). RB C.J. Spiller finished eighth in the league with 1,244 rushing yards en route to his first Pro Bowl selection.

Buffalo ranked 14th in the league in points per game (23.3) and led the AFC in yards per carry (4.9) in 2011. RB Fred Jackson rushed for a team-high 934 yards and six touchdowns while Johnson recorded his second consecutive 1,000-receiving yard season. Fitzpatrick set then career highs with 3,832 passing yards and 24 touchdown passes.

During his first year with the Bills in 2010, Johnson registered career highs with 82 receptions for 1,078 yards and 10 touchdowns, the second most receiving touchdowns in team history. Buffalo was one of five AFC teams with a 3,000-yard passer and two players with 1,000-or-more yards from scrimmage (Jackson and Johnson).

Modkins spent one season as the running backs coach with the Arizona Cardinals in 2009. Second-year RB Tim Hightower finished second in the NFL among running backs with 63 receptions and set a career high with 1,204 total yards from scrimmage while rushing for eight touchdowns. Rookie RB Beanie Wells rushed for 793 yards and seven touchdowns.

Modkins began his NFL coaching career in 2008 as the running backs coach with the Kansas City Chiefs. That season, the Chiefs ranked fourth in the NFL, averaging 4.8 yards per carry. Modkins mentored RB Larry Johnson, who led the team with 193 carries for 874 yards and five touchdowns, and RB Jamaal Charles, who rushed for 378 yards during his rookie season.

Before heading to the NFL, Modkins spent 13 seasons at the collegiate level, including six years at Georgia Tech University. He first joined the staff as the defensive backs coach (2002) before spending the next five seasons as the team's running backs coach (2003-07).

During his time as the Yellow Jackets running backs coach, the team averaged 150-or-more yards per game on the ground in each of his five seasons. From 2006-07, RB Tashard Choice registered back-to-back 1,000-yard rushing seasons, while RB P.J. Daniels ranked 10th in the nation with 1,447 yards rushing in 2003.

Prior to Georgia Tech, Modkins spent four seasons (1998-2001) as the cornerbacks coach at the University of New Mexico. In 2001, Modkins' cornerbacks helped the Lobos rank 18th in the nation in total defense while notching 15 interceptions. From 1998-2000, New Mexico's passing yards per game allowed declined each season, from a high of 222.3 in 1998 to 194.1 in 2000.



Modkins began his coaching career at his alma mater, Texas Christian University, where he served as a graduate assistant in 1995, secondary coach in 1996, and tight ends coach in 1997.

Modkins has been a three-time intern through the NFL Minority Coaching Fellowship program, working with the Philadelphia Eagles (head coach Ray Rhodes) in 1997, the Dallas Cowboys (head coach Chan Gailey) in 1999 and the Pittsburgh Steelers (head coach Bill Cowher) in 2005.

A native of Marlin, TX, Modkins was a three-year starter for TCU and led the Horned Frogs in rushing from 1990-92. He finished his career ranked eighth on the school's all-time rushing list with 2,763 yards and was twice named Second-Team All-Southwest Conference. He earned a bachelor's degree in criminal justice in 1993, and earned his master of liberal arts degree in 1997. Modkins and his wife, Kristi, have four children: Ciera, Jett, Mariah and Dash.

MODKINS' NFL COACHING BACKGROUND

| Years | Coaching Position | Team |
|--------------|-------------------------------------|---------------------|
| 2016-current | Offensive Coordinator | San Francisco 49ers |
| 2013-15 | Running Backs/Run Game Coordinator | Detroit Lions |
| 2010-12 | Offensive Coordinator/Running Backs | Buffalo Bills |
| 2009 | Running Backs | Arizona Cardinals |
| 2008 | Running Backs | Kansas City Chiefs |

CAN'T HYDE HIM

Carlos Hyde continues the steep tradition of San Francisco running backs in 2016. A 2014 2nd-round draft pick out of Ohio State, Hyde has made his presence known early during his first three seasons, rushing for 50 yards on seven carries (7.1 average) and one touchdown at Dallas (9/7/14), 168 yards on 26 carries and two touchdowns vs. Minnesota (9/14/15) and 88 yards and two touchdowns vs. Los Angeles during his three career season openers.

2016 Highlights...

- With a career-high 6 rushing TDs this season, Hyde is tied for the 6th-most rushing TDs in the NFC and is also tied for the 14th-most in the NFL.
- Caught 5 passes for 30 yds. (6.0 avg.) at Mia. (11/27), including the first rec. TD of his career, to go along with 65 rushing yds.
- Rushed for 78 yds. and 1 TD on 22 carries vs. Arz. (10/6), marking the first time he has recorded a rushing TD in three consecutive games.
- Finished with 21 carries for 103 yds., including a career-long 34-yd. run, and 2 TDs at Sea. (9/25), marking the second, 100-yd. rushing game of his career and first of the season.
- Is the first runner to reach 100-or-more rushing yds. in a single game at Sea. since RB DeMarco Murray rushed for 115 yds. on 10/12/14, as a member of the Dallas Cowboys.
- Rushed for 88 yds. and 2 TDs on 23 carries vs. LA (9/12). It marked his fourth and fifth career rushing TDs on opening day, the most among running backs over the last three seasons. It also marked Hyde's second career 2 TD game (9/14/15 vs. Min.).

MOST RUSHING TDs IN THE NFC, 2016

| Player | TDs |
|----------------------------|----------|
| 1. Ezekiel Elliott, Dal. | 12 |
| 2. David Johnson, Arz. | 11 |
| 3t. Ryan Mathews, Phi. | 7 |
| Devonta Freeman, Atl. | 7 |
| Jonathan Stewart, Car. | 7 |
| 6t. Carlos Hyde, SF | 6 |
| Two Players | 6 |



Career Highlights...

- In his NFL debut, registered 7 carries for 50 yds. (7.1 avg.), including a 4-yd. TD run, at Dal. (9/7/14). He became the first 49ers rookie to score a TD on opening day since TE Vernon Davis at Arz. (9/10/06).

MOST RUSHING YDs. IN FIRST START WITH THE 49ERS, SINCE 1970

| Player | Date | Opp. | Carries | Yds. | TDs |
|-----------------------|----------------|-----------------|-----------|------------|----------|
| 1. Carlos Hyde | 9/14/15 | vs. Min. | 26 | 168 | 2 |
| 2. Kevan Barlow | 12/7/03 | vs. Arz. | 18 | 154 | 1 |
| 3. Maurice Hicks | 12/12/04 | at Arz. | 34 | 139 | 1 |
| 4. Elliott Lenvil | 12/7/80 | vs. NO | 20 | 125 | 1 |
| 5. Ricky Watters | 9/6/92 | at NYG | 13 | 100 | 0 |

- Rushed for 168 yds. and 2 TDs on 26 carries (6.5 avg.) In his first career start vs. Min. (9/14/15), registering the most rushing yds. in their first career start with the 49ers since 1970.
- Found the end zone on a game-winning 4-yd. TD run with 2:59 remaining in the game vs. Was. (11/23/14).

COMMUNITY CORNER

- In August of 2016, Hyde partnered with the Boys & Girls Clubs of Silicon Valley on a new program that will run during the 2016 NFL season for fans to join Hyde in support of the Clubs' programs for kids.
- Fans can share in the success of Hyde and the 49ers offense through a unique, performance based campaign called Touchdowns for Kids. Fans pledge any dollar amount for every touchdown the 49ers score during the 2016 NFL season. At the end of each game, pledges turn into donations that directly benefit the youth that attend the clubs.
- Fans who make a pledge of at least \$1 per touchdown or a flat donation of \$40 or more, will be entered to win a Carlos Hyde autographed helmet. Fans who make a pledge of \$5 per touchdown or more or a flat donation of at least \$400, will receive a special invitation for two to Carlos Hyde's Champions Reception following the season, where guests will meet Hyde and receive a special gift and a photo.



HEADS UP 7UP

Now in his sixth NFL season, **Colin Kaepernick** leads the 49ers offense with his 54 career starts under his belt. In 2014, Kaepernick set career highs in completions (289), passing yards (3,369) and rushing yards (641). His resume speaks for itself, as Kaepernick guided the 49ers to the NFC Championship and a berth in Super Bowl XLVII in just his 10th career start, the 3rd fewest of any starting Super Bowl QB. He set the all-time single-game rushing record (regular or postseason) for a QB with 181 yds. against the Green Bay Packers in the NFC Divisional Playoff game. He followed that season with another trip to the NFC Championship Game in 2013, winning the first three road playoff games of his career in the process.

2016 Highlights...

- Registered 113 rushing yds. on 10 atts. (11.3 avg.) at Mia. (11/27), for his second career 100-yd. rushing game. His 113 rushing yds. are the highest total rushing yds. by a QB this season and marks the second 100-yd. rushing game by a QB in 2016 [QB Kevin Hogan, Cle. - 104 yds. at Cin. (10/23/16)]. Also completed 29 of 46 passing atts. for 293 yds., 3 TDs, 1 INT and a passer rating of 94.1.
- Against Mia, he became the 5th player since the NFL merger in 1970 to register 3 passing TDs and 100 yds. rushing in a single game (Randall Cunningham - 11/4/90; Michael Vick - 12/19/10; Marcus Mariota - 12/6/15; Cam Newton - 12/20/15).
- In the first half vs. NO (11/6), completed 14 of 18 atts. for 286 yds., 2 TDs, 1 INT and a passer rating of 132.6. His 286 yds. were the most in any half of his career, the most in the first half by the 49ers since 9/21/97 vs. Atl. (QB Steve Young - 14 of 19 for 287 yds., 2 TDs, 0 INTs and a QB rating of 150.7) and the most in any half by the 49ers since 12/5/99 at Cin. (QB Jeff Garcia - 21 of 31 for 307 yds., 3 TDs, 0 INTs and a QB rating of 132.1 in the second half).
- Finished the game vs. NO completing 24 of 39 atts. for 398 yds., 2 TDs, 1 INT and a passer rating of 102.3, marking his sixth career 300-yd. passing game. His 398 yds. passing were the 2nd-most passing yds. in his career [412 yds. passing vs. GB [9/8/13]].
- Rushed for 23 yds. on 5 carries vs. NO, becoming the 2nd QB in franchise history (QB Steve Young - 3,581 yds.), and the 15th player to rush for over 2,000 yds. as a member of the 49ers.
- Completed 8 of 11 atts. for 135 yds., 1 TD and a QB rating of 144.1 in the first half at Buf. (10/16). His 144.1 QB rating was the 4th highest in any half of his career.

MOST RUSHING YDS. IN 49ERS FRANCHISE HISTORY

| Player | Yds. |
|--------------------------------|--------------|
| 13. RB Ricky Watters | 2,840 |
| 14. RB Charlie Garner | 2,371 |
| 15. QB Colin Kaepernick | 2,225 |
| 16. FB Tom Rathman | 1,902 |
| 17. RB Vic Washington | 1,813 |

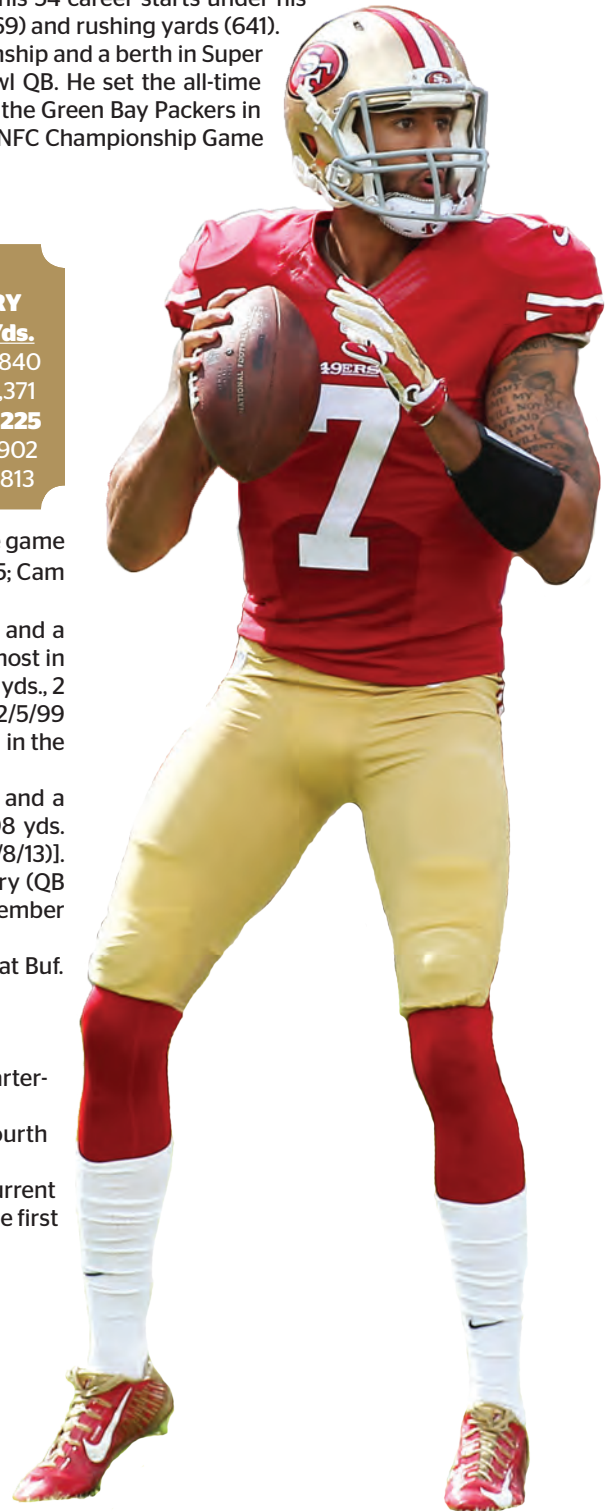
Career Highlights...

- Threw for 165 yds. on 17 completions vs. Min. (9/14/15) and became the first quarterback in franchise history to win each of his first three starts in season openers.
- Also vs. Min., he improved to 5-0 on *Monday Night Football*, becoming the fourth quarterback all-time to start his career with 5 straight wins on MNF.
- Kaepernick made his 25th career start against the Bears on 9/14/14. Among all current starting QBs in the NFL, Kaepernick's 18-7 (.720) record is the 5th best through the first 25 starts of a career.

HIGHEST WINNING PCT. IN A QUARTBACK'S FIRST 25 CAREER STARTS, ACTIVE QBs

| Player | Yards | TDs | Rating | Record | Pct. |
|--------------------------------|--------------|-----------|-------------|-------------|-------------|
| 1. Ben Roethlisberger, Pit. | 4,830 | 32 | 99.0 | 22-3 | .880 |
| 2. Russell Wilson, Sea. | 4,963 | 41 | 99.3 | 19-6 | .760 |
| 3. Tony Romo, Dal. | 6,766 | 52 | 98.1 | 19-6 | .760 |
| 4. Philip Rivers, SD | 5,131 | 32 | 87.0 | 19-6 | .760 |
| 5. Colin Kaepernick, SF | 5,254 | 34 | 93.4 | 18-7 | .720 |

- Finished the 2013 season with a 91.6 passer rating, the highest single-season rating by a 49ers quarterback since 2001 (Jeff Garcia - 94.8).
- Set the 49ers franchise record for most passing yds. in a season opener vs. GB (9/8/13) as he completed 27 of 39 atts. for 412 yds., 3 TDs and a QB rating of 129.4. Since 1960, Kaepernick joined Hall of Famer Joe Montana as the only QBs in franchise history to throw for 400 yds, 3 TDs and 0 INTs in a game.
- Had a 58-yd. run at Sea. (1/19/14) (NFC-C), which is the longest run by a QB in NFL postseason history. Finished the game with 130 rushing yds. and now owns three of the top rushing performances by a QB in the Super Bowl era.
- Helped defeat the Panthers, 23-10, at Car. (1/12/14) (NFC-D) to earn his 3rd road win in the playoffs, which is the most among all QBs in franchise history.
- In his first career postseason start, set the NFL single-game rushing record (regular season and playoffs) by a QB with 181 yds. vs. GB (1/12/13), surpassing Michael Vick's 173 rushing yds. in 2002 (12/1/02 at Min.).



NEED FOR SPEED

After joining San Francisco in the 2015 offseason, **Torrey Smith** brought his big-play ability with him to the Bay Area. In his first season with San Francisco, Smith registered three receiving touchdowns of 70-or-more yards, becoming the first member of the 49ers to do so since WR John Taylor in 1989. He also led the NFL with a yards per reception average of 20.1.

2016 Highlights...

- Hauled in a 1-yd. diving TD pass from QB Colin Kaepernick vs. Mia. (11/27), his 3rd TD receipt. of the season and 36th of his career.
- Registered 3 receipts. for 76 yds. (25.3 avg.) at Buf. (10/16), including a 53-yd. TD receipt. from QB Colin Kaepernick.
- Caught a 28-yd. TD pass from QB Blaine Gabbert at Car. (9/18). It marked his first TD receipt. of the season and 35th of his career.

Career Highlights...

- In his first season with the 49ers, he appeared in 16 games (12 starts) and recorded 33 receipts. for 663 yds. and 4 TDs. His 20.1 yds.-per-catch avg. was the highest in the NFL. Combined with a 13.4 avg. this season, he ranks 3rd in the NFL over the last two years with a 17.5 rec. avg.
- Finished his time in Baltimore as the Ravens career leader in yds.-per-catch avg. (16.9), registering 213 receipts. for 3,591 yds. and 30 TDs.
- His 30 career rec. TDs rank second in Ravens franchise history, trailing only TE Todd Heap (41 rec. TDs).
- Led the Ravens with a career-high 11 TD receipts. in 2014, becoming the first Ravens player with 10-or-more TD receipts. since WR Michael Jackson had 14 in 1996.
- Registered a career-high 166 rec. yds. and 1 TD on 5 receipts. (33.2 avg.) at Buf. (9/29/13).
- With 1,128 rec. yds. in 2013, became the first Ravens player with 1,000-or-more rec. yds. in a season since since WR Derrick Mason had 1,028 rec. yds. in 2009.
- In 2011, became the third rookie to have two games (9/25/11 at StL; 11/2011 vs. Cin.) with 150-or-more rec. yds. and at least 1 TD receipt. in the same season since 1970 (WR Ken Burrow - 2 in 1971 and WR Randy Moss - 3 in 1998).
- Registered a career-high 3 TD receipts. at StL (9/25/11) in his first career start.
- Had his first 3 career receipts. go for TDs (74, 41 and 18 yds.) at StL (9/25/11), becoming the first rookie in NFL history and the 12th player since 1991 with 3 TD receipts. in the 1st qtr.
- Owns the Ravens rookie franchise record for most receipts. (50), and rec. yds. (841) and is tied with WR Marlon Brown in rec. TDs (7).
- In 2015, Smith became the first 49ers player to register 3 rec. TDs of 70-or-more yds. in the same season since WR John Taylor accomplished the feat in 1989. He is the first player in the NFL to reach the mark since Cleveland Browns WR Josh Gordon in 2013.

2015-16 NFL YDS. PER RECEPT.

| Player | Avg. |
|----------------------------|-------------|
| 1. J.J. Nelson, Arz. | 19.2 |
| 2. Rob Gronkowski, NE | 17.7 |
| 3. Torrey Smith, SF | 17.5 |
| 4t. Kenny Stills, Mia. | 17.1 |
| Sammy Watkins, Buf. | 17.1 |

*Among Active Players



COMMUNITY CORNER

- During his time in Baltimore, Smith started the Torrey Smith Family Fund, which was established to provide youth with the tools they need to identify, unleash, and reach their full potential. Visit TorreySmith.org for more information in regards to Smith's numerous efforts throughout the community.



O'NEIL'S IMPRINT ON DEFENSE



Jim O'Neil is in his eighth season in the NFL and first with the 49ers as the team's defensive coordinator. He joins the 49ers after spending the past two seasons (2014-15) in the same role with the Cleveland Browns.

In his two seasons with Cleveland, O'Neil led a Browns unit that ranked sixth in the NFL in opposing quarterback completion percentage (59.6) and tied for seventh in interceptions (32) during that time span. In his first season as defensive coordinator in 2014, O'Neil directed a Browns defense that made significant strides from the year prior. Cleveland allowed 69 fewer points than they did in 2013, and ranked ninth in scoring defense (21.1 PPG). His defensive unit led the NFL in opponent quarterback rating (74.1), ranked second in interceptions (21), and tied for fourth in takeaways (29) that season.

In 2014, S Tashaun Gipson finished second in the NFL with six interceptions despite missing the final five games of the season and was selected to his first career Pro Bowl. CB Joe Haden, who ranked second in the NFL in passes defended (20), and S Donte Whitner, in his first season with the Browns, were also selected to the Pro Bowl. It marked the first time in franchise history that three defensive backs were selected to the Pro Bowl and the first time the Browns had at least three players selected on the defensive side of the ball since 1995. In 2015, DE Desmond Bryant led the team with a career-high 6.0 sacks in 14 games played.

LOWEST OPPOSING QB COMP. PCT., 2014-15

| Team | Pct. |
|-----------------------------|-------------|
| 1. Kansas City Chiefs | 57.9 |
| 2. Green Bay Packers | 58.7 |
| 3. Houston Texans | 58.8 |
| 4. Buffalo Bills | 58.9 |
| 5t. Cleveland Browns | 59.8 |
| Indianapolis Colts | 59.8 |

O'Neil spent four seasons in the New York Jets organization, first as defensive quality control/defensive backs coach in 2009 and then the next three years (2010-12) as assistant defensive backs coach. With New York, the Jets passing defense finished in the top-10 every year with O'Neil on staff. The unit ranked second in 2012 (189.8), fifth in 2011 (201.0), sixth in 2010 (200.6) and first in 2009 (153.7) in opponent passing yards per game.

Over those four years in New York, the Jets defense combined to rank first in the NFL in opponent quarterback rating (71.0), completion percentage (52.6) and passing yards per game (186.3). The Jets defense yielded the second-fewest yards per game (294.8) and allowed only nine, 100-yard receiving games from 2009-2012, the fewest in the NFL over that timespan. O'Neil worked with CB Darrelle Revis in New York where he earned three First-Team AP All-Pro selections (2009-11) and was selected to the Pro Bowl three times. O'Neil helped guide CB Antonio Cromartie and S LaRon Landry to earn 2013 Pro Bowl honors.

Before his time in the NFL, O'Neil spent eight years as a coach at the collegiate level. He was at Eastern Michigan University as the school's recruiting coordinator and safeties coach from 2006-08. He also had stints at Towson University in 2005 as the defensive coordinator, Northwestern University from 2003-04 as a graduate assistant/defensive backs coach, the University of Pennsylvania in 2002 as an assistant offensive line coach and SUNY-Albany in 2001 as an assistant offensive line/tight ends coach.

A three-year starter as a defensive lineman at Towson University, O'Neil served as a team captain in 2000. He earned a bachelor's degree in sports management from Towson, a master of arts degree in liberal studies from Northwestern and a master of science degree in education from SUNY-Albany.

A 37-year-old native of Doylestown, PA, O'Neil attended Central Bucks West (Doylestown, PA) High School where he helped the school to a 31-4 record and three consecutive Suburban One League National Conference championships. He and his wife, Stacy, have a son, Danny, and a daughter, Riley.



Prior to joining the Browns, O'Neil spent the 2013 season as the linebackers coach for the Buffalo Bills. His linebackers helped the Bills set a franchise record with 57 sacks that season, which ranked second in the NFL. The Bills defense finished 10th in the NFL in total defense (333.4 yards per game) after finishing 22nd the year before his arrival. Buffalo also led the NFL in opponent completion percentage (55.3), finished second in interceptions (23), third in opponent quarterback rating (74.9), fourth in passing defense (204.4) and tied for sixth in total takeaways (30). O'Neil worked with rookie DE Jerry Hughes, who appeared in all 16 games and set a career high with 10.0 sacks and registered the first two forced fumbles of his career during his first year with Buffalo.

O'NEIL'S NFL COACHING BACKGROUND

| Years | Coaching Position | Team |
|--------------|---------------------------------|---------------------|
| 2016-current | Defensive Coordinator | San Francisco 49ers |
| 2014-15 | Defensive Coordinator | Cleveland Browns |
| 2013 | Linebackers | Buffalo Bills |
| 2010-12 | Assistant Defensive Backs | New York Jets |
| 2009 | Defensive Backs/Quality Control | New York Jets |

BETHEA'S BACKYARD



Now in his 11th season and third with the 49ers, **Antoine Bethea** has made an instant impact on his teammates and coaches during his first two-plus years with the team. In 2014, his first season with the team, he was selected by his coaches as the team's Bill Walsh Award recipient, given to the team MVP, as well as earning his third trip to the Pro Bowl. That season he led the 49ers defense with 85 solo tackles, and registered the first touchdown of his career, a 49-yard interception return against San Diego (12/20/15). Since being drafted in 2006, he has proven to be one of the most consistent and reliable tacklers in the NFL. He has started all 158 games that he's appeared in over his career and has made an impact off the field as well by launching his Safe Coverage Foundation, hosting free football camps for youth and donating game tickets to underserved children.

2016 Highlights...

- Recovered a Cardinals WR J.J. Nelson fumble at Arz. (11/13), his 1st FR of the season, 5th of his career and first since 10/20/13 vs. Den., as a member of the Indianapolis Colts.
- On the first possession of the game at Car. (9/18), intercepted Panthers QB Cam Newton off a tipped pass by LB NaVorro Bowman. It marked his 1st INT of the season, 19th of his career and his 1st since 12/20/14 vs. SD. In the 2nd Qtr., he then registered a FF, the 7th of his career. He was the first member of the 49ers to record an INT and FF in the same game since he accomplished the same feat on 9/28/14 vs. Phi.
- Registered 1.0 sack vs. Min. (9/15) and now has 5.5 for his career. It marked Bethea's first sack since 10/13/14 at StL.

Career Highlights...

- According to Gamebook statistics, he has recorded the most total tackles (1,012) among all defensive backs since 2006.
- Has started all 158 games he's appeared in since 2006, including 16 games each year from 2008-14.
- Selected by the coaches as the team's Bill Walsh Award recipient in 2014, given to the 49ers team MVP.
- As a rookie in 2006, was a member of an Indianapolis Colts team that won Super Bowl XLI over the Chicago Bears, 29-17.
- Selected to the AFC Pro Bowl in 2007 and 2009 and was a Pro Bowl selection in 2014.
- Was the recipient of the Colts Ed Block Courage Award in 2012. Also voted the 2013 Colts Man of the Year.

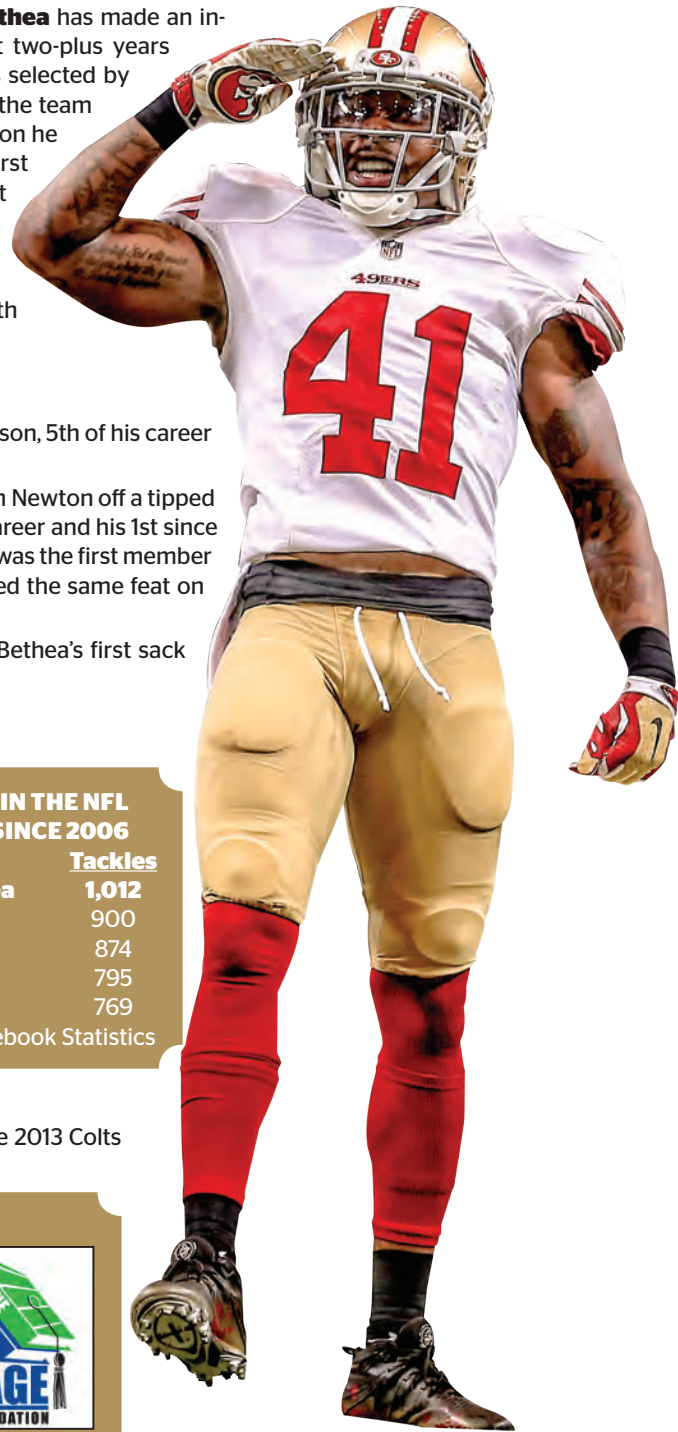
MOST TACKLES IN THE NFL AMONGST DBs SINCE 2006

| Player | Tackles |
|-------------------|---------|
| 1. Antoine Bethea | 1,012 |
| 2. Donte Whitner | 900 |
| 3. Eric Weddle | 874 |
| 4. Antrel Rolle | 795 |
| 5. Roman Harper | 769 |

*According to Gamebook Statistics

COMMUNITY CORNER

- As the founder of the Safe Coverage Foundation in 2011, Bethea has made it a goal to help youth stay in school and receive a strong education. The foundation's mission statement reads, "The Antoine Bethea Safe Coverage Foundation is committed to providing access and resources for students to achieve their dreams of a higher education. We believe providing exposure opportunities, enrichment experiences and the tools needed to succeed, we can change communities, one child at a time." More information on the Safe Coverage Foundation is available at www.antoinebethea.com/safe-coverage-foundation/.



TREES IN DEFOREST



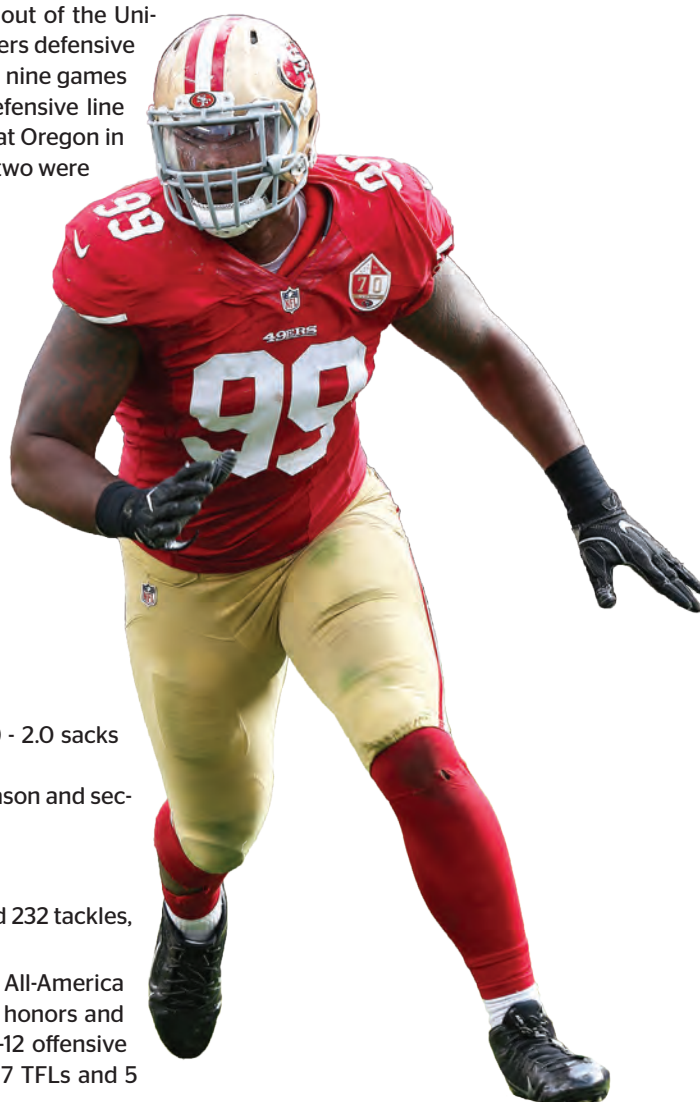
Taken with the 7th overall pick this past year's NFL Draft out of the University of Oregon, **DeForest Buckner** has anchored the 49ers defensive line this season. Buckner has registered starts in each of his nine games played after reuniting with head coach Chip Kelly and defensive line coach Jerry Azzinaro, who recruited and coached Buckner at Oregon in 2012. He also reunited with fellow DL Arik Armstead, as the two were teammates for three seasons (2012-14).

2016 Highlights...

- Buckner is 1 of 9 players this season that has registered 3.0-or-more sacks and 2-or-more FRs.
- With 3.0 sacks on the season, Buckner has the 3rd-most sacks among NFC rookies (Noah Spence, TB - 5.5; Leonard Floyd, Chi. - 5.0).
- Recorded the first two sacks of his career and his first career FR at Buf. (10/16), twice taking down Bills QB Tyrod Taylor. He is the first member of the 49ers to register 2.0 sacks and 1 FR in a single game since LB Aldon Smith accomplished the feat in 2011 [vs. StL (12/4/11) - 2.0 sacks and 1 FR].
- Registered 8 tackles, 1.0 sack and 1 FR at Arz. (11/13), his third sack of the season and second career FR.

PLAYERS WITH 3.0+ SACKS & 2+ FRs, 2016

| Player | Sacks | FR |
|-----------------------------|------------|----------|
| DeForest Buckner, SF | 3.0 | 2 |
| Tyrone Crawford, Dal. | 3.5 | 2 |
| Trey Flowers, NE | 4.0 | 2 |
| Everson Griffen, Min. | 6.0 | 2 |
| Chandler Jones, Arz. | 8.0 | 2 |
| Khalil Mack, Oak. | 10.0 | 3 |
| Whitney Mercilus, Hou. | 5.5 | 3 |
| Gerald McCoy, TB | 7.0 | 2 |
| Shane Ray, Den. | 5.0 | 2 |



Oregon Highlights...

- Appeared in 54 games during his four-year career at Oregon and registered 232 tackles, 18.0 sacks, 36 TFLs and 9 PDs.
- In 2015, was named First-Team All-America by *USA Today* and Second-Team All-America by the Associated Press. Also earned Pac-12 Defensive Player of the Year honors and the Morris Trophy award, a prestigious honor voted on by opposing Pac-12 offensive linemen. Appeared in all 13 games and registered 83 tackles, 10.5 sacks, 17 TFLs and 5 PDs.
- As a junior in 2014, started all 15 games for the Ducks, and was named Second-Team All-Pac-12 after recording 81 tackles, 4.0 sacks, 13 TFLs and 4 PDs.
- In 2013, appeared in 13 games (8 starts) and registered 39 tackles, 2.5 sacks and 3.5 TFLs.
- As a freshman in 2012, received the Casanova Award as the team's top first-year player after appearing in 13 games (2 starts) and recording 29 tackles, 1.0 sack and 2.5 TFLs.

SWIFT SWINTON



Derius Swinton II is in his eighth season in the NFL and first with San Francisco as the special teams coordinator. He joins the 49ers after serving as an assistant special teams coach with the Chicago Bears.

In 2015, Swinton worked with second-year punter Patrick O'Donnell as he surpassed his totals from his rookie season in gross average (44.2), net average (39.7) and punts inside the 20-yard line (28). K Robbie Gould made a career-high 33 field goals which ranked tied for second in the NFL. Gould led the NFL with seven made field goals from 50-or-more yards, which was also a career high.

MOST FGM FROM 50-OR-MORE YDS., 2015

| Player | FGM |
|--------------------------|-----|
| 1. Robbie Gould, Chi. | 7 |
| 2. Steven Hauschka, Sea. | 6 |
| 3. Blair Walsh, Min. | 6 |
| 4t. Dan Bailey, Dal. | 5 |
| Brandon McManus, Den. | 5 |
| Matt Prater, Det. | 5 |

Prior to joining the Bears, Swinton was an assistant special teams coach with the Denver Broncos from 2013-14. In two seasons with Denver, the team ranked ninth in the NFL in field goal percentage (89.1), making 49 of 55 attempts. In 2014, K Connor Barth's 93.8 field goal percentage was the second-highest in a single-season in franchise history, while KR/PR Trindon Holliday returned both a punt and kickoff return touchdown that season.

In Swinton's first season with Denver, K Matt Prater earned his first career Pro Bowl selection as he set franchise records in field goal percentage (96.2) and points scored (150) in 2013. Prater connected on a 64-yard field goal that season, the longest in NFL history.

Swinton joined the Broncos after spending the 2012 season as a special teams quality control coach for the Kansas City Chiefs. That season, Chiefs P Dustin Colquitt also earned his first trip to the Pro Bowl after ranking second in the NFL in punts inside the 20-yard line (45) and 20 punts inside the 10-yard line. Kansas City's special teams also registered three forced fumbles, one blocked punt and one touchdown during the season.

Swinton began his NFL coaching career with the St. Louis Rams in 2009 as their special teams quality control coach. Over three seasons in St. Louis (2009-11), the Rams ranked third in the NFL in net punting average (39.3) and total kick return yards (5,802), fourth in punt return average (11.0) and fifth in punts downed inside the 20-yard line (95). P Donnie Jones had a net-average of 40.0 in 2010, a mark that ranked third in the NFL and second in the NFC.



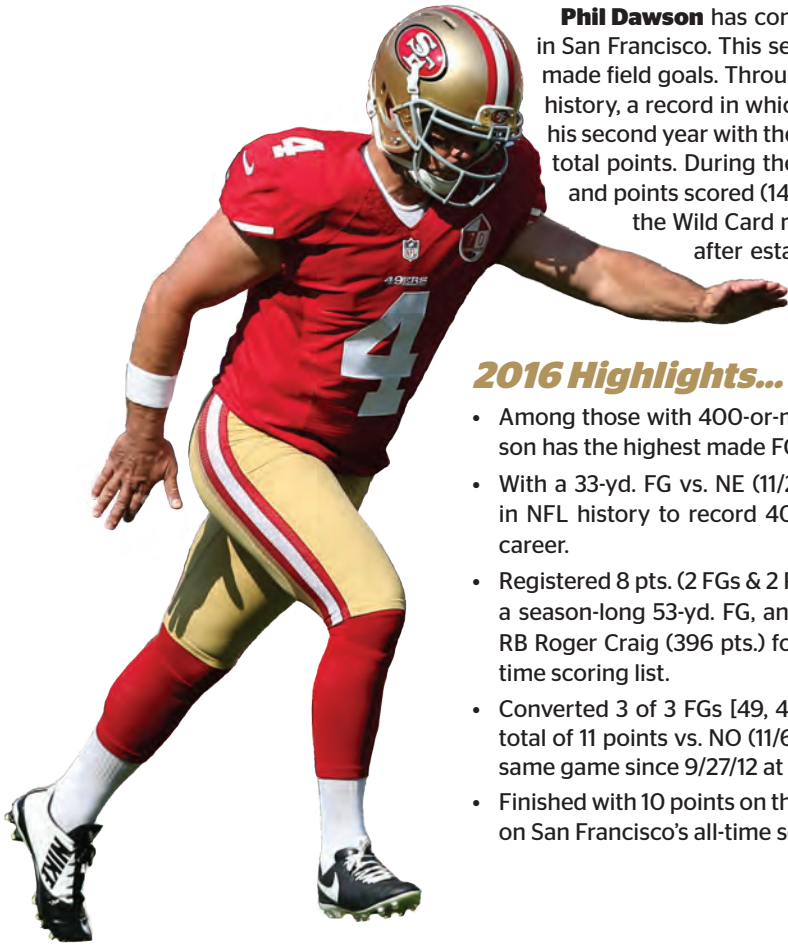
Swinton began his coaching career at the University of Tennessee in 2007 as a graduate assistant working with the defense, a position that he held for two years. In 2008, the Volunteers ranked third in the nation in total defense during his final season on staff, as the team allowed only 263.5 yards per game. With Tennessee, he worked with DB Eric Berry who earned Second-Team All-SEC honors as a freshman in 2007 and All-America honors the following season in 2008.

A Newport News, VA native, Swinton played safety at Hampton University for four seasons (2003-06). Swinton registered 103 tackles, eight interceptions and 10 passes defended. He was also on the school's basketball team.

SWINTON'S NFL COACHING BACKGROUND

| Years | Coaching Position | Team |
|--------------|-------------------------------|---------------------|
| 2016-current | Special Teams Coordinator | San Francisco 49ers |
| 2015 | Assistant Special Teams | Chicago Bears |
| 2013-14 | Assistant Special Teams | Denver Broncos |
| 2012 | Special Teams Quality Control | Kansas City Chiefs |
| 2009-11 | Special Teams Quality Control | St. Louis Rams |

PHIL'S SPECIALTY



Phil Dawson has continued to climb the NFL leaderboards during his three-plus seasons in San Francisco. This season, he became the 10th player in NFL history to reach 400 career made field goals. Throughout the 2015 season, he created the second-longest streak in team history, a record in which he set himself in 2013 (27), connecting on 19-straight field goals. In his second year with the club in 2014, he finished the season with 25 made field goals and 108 total points. During the 2013 regular season he had the second most made field goals (32) and points scored (140) in 49ers history, and kicked the game-winning 33-yard field goal in the Wild Card round at Green Bay (1/5/14). Dawson made the move to San Francisco after establishing himself as one of the most accurate kickers in NFL history, as he ranks 1st all-time among kickers with 400 career made field goals with a field goal percentage of 84.8% (403 of 475).

2016 Highlights...

- Among those with 400-or-more career made FGs, Dawson has the highest made FG percentage at 84.8%.
- With a 33-yd. FG vs. NE (11/20), became the 10th kicker in NFL history to record 400-or-more made FGs in his career.
- Registered 8 pts. (2 FGs & 2 PATs) at Arz. (11/13), including a season-long 53-yd. FG, and moved past former 49ers RB Roger Craig (396 pts.) for 10th on the franchise's all-time scoring list.
- Converted 3 of 3 FGs [49, 48, 46] and 2 of 2 XPAs for a total of 11 points vs. NO (11/6). It marked the first time Dawson hit three FGs of 45-or-more yds. in same game since 9/27/12 at Bal. [3 for 3 (51, 50, 52)], as a member of the Cleveland Browns.
- Finished with 10 points on the day (3 FG, 1 XP) at Buf. (10/16) and moved past RB Ken Willard for 11th on San Francisco's all-time scoring list.

HIGHEST FG PCT. AMONG KICKERS WITH 400+ FGM, NFL HISTORY

| Player | Pct. |
|-----------------------|-------------|
| 1. Phil Dawson | 84.8 |
| 2. Adam Vinatieri | 84.4 |
| 3. Matt Stover | 83.7 |
| 4t. John Carney | 82.4 |
| Jason Hanson | 82.4 |

Career Highlights...

- Ranks first in 49ers franchise history with 14 made FGs from 50-or-more yds.
- With 400 career made FGs, has the 10th-most made FGs in NFL history.
- Set a new 49ers postseason record for longest FG made with a 49-yd. FG at Car. (1/12/14) (NFC-D).
- Holds the 49ers top two records for most consecutive made FGs with 27 in 2013 and 19 in 2015.
- Has the 5th highest all-time FG percentage, among kickers with 300+ FGAs, in NFL history at 84.8%.
- Converted on a 44-yd. FGA at Cle. (12/13/15) and moved into sole possession of the two longest consecutive made FG streaks in 49ers franchise history.
- Ranks as the Browns franchise leader in FG percentage with a mark of 84% (305-363).
- Is 1st on the Browns all-time FGs made list with 305 kicks made.
- Ranks 2nd in Browns franchise history with 1,265 career points (Lou Groza - 1,349).
- Holds the Browns franchise single-season record with 30 FGs made in 2008.
- Is the only player in Browns franchise history to account for 6 100-point seasons.
- In 2008, he became the first player in Browns franchise history to convert a 50+ yd. FG in three consecutive games.
- In 2004, he established a Browns franchise record with 27 consecutive FGs made [vs. SD (10/19/03) - vs. NYJ (11/21/04)], only to one-up his own record in 2012 with 29 consecutive FGs made [vs. Bal. (12/4/11) - at Oak. (12/2/12)].
- According to the Elias Sports Bureau, Dawson, who also holds the Cleveland Browns franchise record for most consecutive made FGs (27), joined K Olindo Mare (Mia. and Sea.) and Neil Rackers (Arz. and Hou.) as the only kickers who currently hold the record for most consecutive made FGs for two different franchises.

MOST FGM FROM 50-OR-MORE YDS., FRANCHISE HISTORY

| Player | FGM |
|-----------------------|-----------|
| 1. Phil Dawson | 14 |
| 2. Joe Nedney | 10 |
| 3. David Akers | 9 |
| 4. Mike Cofer | 5 |
| 5t. Tommy Davis | 4 |
| Ray Wersching | 4 |

MOST CONSECUTIVE FGs MADE IN 49ERS HISTORY

| Player | FGs |
|--|-----------|
| 1. Phil Dawson (10/6/13 - 12/29/13) | 27 |
| 2. Phil Dawson (9/14/15 - 12/20/15) | 19 |
| 3. Joe Nedney (11/26/06 - 9/30/07) | 18 |
| 4. Mike Cofer (12/4/88 - 10/1/89) | 17 |

2016 SAN FRANCISCO 49ERS UNOFFICIAL DEPTH CHART

Compiled by the 49ers Football Communications staff

AS OF DECEMBER 6, 2016

OFFENSE

| | | | | | |
|----|----|-----------------------|----|------------------------|---------------------|
| WR | 17 | Jeremy Kerley | 14 | Chris Harper | |
| LT | 74 | Joe Staley | 71 | <u>John Theus</u> | |
| LG | 68 | Zane Beadles | | | |
| C | 67 | Daniel Kilgore | 66 | Marcus Martin | |
| RG | 65 | <u>Joshua Garnett</u> | 61 | Andrew Tiller | |
| RT | 77 | Trent Brown | | | |
| TE | 89 | Vance McDonald | 88 | Garrett Celek | 84 Blake Bell |
| | | | | | 85 Je'Ron Hamm |
| WR | 82 | Torrey Smith | 13 | <u>Aaron Burbridge</u> | |
| WR | 11 | Quinton Patton | 81 | Rod Streater | |
| RB | 28 | Carlos Hyde | 32 | DuJuan Harris | 24 Shaun Draughn |
| | | | | | 22 Mike Davis |
| QB | 7 | Colin Kaepernick | 2 | Blaine Gabbert | 15 Christian Ponder |

DEFENSE

| | | | | | |
|-----|----|-------------------------|-------|---|---------------------|
| LDT | 99 | <u>DeForest Buckner</u> | 98 | <u>Ronald Blair</u> | 93 Chris Jones |
| NT | 90 | Glenn Dorsey | 64 | Mike Purcell | |
| RDT | 93 | Chris Jones | 92 | Quinton Dial | 63 Tony Jerod-Eddie |
| OLB | 55 | Ahmad Brooks | 95 | Tank Carradine | |
| ILB | 50 | Nick Bellore | | | |
| ILB | 51 | Gerald Hodges | 57 | Michael Wilhoite | |
| OLB | 59 | Aaron Lynch | 58 | Eli Harold | |
| LCB | 26 | Tramaine Brock | 36/33 | Dontae Johnson/ <u>Rashard Robinson</u> | |
| RCB | 25 | Jimmie Ward | 27 | Keith Reaser | 38 JaCorey Shepherd |
| FS | 29 | Jaquiski Tartt | 20 | Marcus Cromartie | |
| SS | 41 | Antoine Bethea | 40 | Vinnie Sunseri | 46 Marcus Ball |

SPECIAL TEAMS

| | | | | | |
|-----|----|-----------------|----|----------------|--|
| P | 5 | Bradley Pinion | | | |
| K | 4 | Phil Dawson | 5 | Bradley Pinion | |
| H | 5 | Bradley Pinion | | | |
| PR | 17 | Jeremy Kerley | 82 | Torrey Smith | |
| KOR | 38 | JaCorey Shepard | 17 | Jeremy Kerley | |
| LS | 86 | Kyle Nelson | 89 | Vance McDonald | |

Injured Reserve – DT Arik Armstead, LB Ray-Ray Armstrong, LB NaVorro Bowman, CB Chris Davis, WR Bruce Ellington, QB Thad Lewis, CB Will Redmond, WR Eric Rogers, LB Shayne Skov

Practice Squad Injured List – OL Fahn Cooper

COACHING STAFF

| | |
|-------------------------|---------------------------|
| Chip Kelly | Head Coach |
| Curtis Modkins | Offensive Coordinator |
| Jim O'Neil | Defensive Coordinator |
| Derius Swinton II | Special Teams Coordinator |
| Roy Anderson | Assistant Defensive Backs |
| Jerry Azziaro | Defensive Line |
| Dana Bible | Senior Analyst |
| Bob Bicknell | Wide Receivers |
| Joe Bowden | Inside Linebackers |
| Michael Clay | Assistant Special Teams |
| Ryan Day | Quarterbacks |
| Pat Flaherty | Offensive Line |
| Jeff Hafley | Defensive Backs |
| Mick Lombardi | Offensive Quality Control |
| Tem Lukabu | Defensive Quality Control |
| Jeff Nixon | Tight Ends |
| Vince Oghobaase | Assistant Offensive Line |
| Tom Rathman | Running Backs |
| Jason Tarver | Outside Linebackers |
| Eric Wolford | Assistant Offensive Line |

PRONUNCIATION GUIDE

| | | | |
|------------------------|-----------------------|------------------------|---------------|
| Nick Bellore | buh-LORE | Shaun Draughn | DRONE |
| Antoine Bethea | ANN-twahn, buh-THAY | Colin Kaepernick | CAP-ur-nick |
| DeForest Buckner | duh-FORE-ist | Daniel Kilgore | KILL-gore |
| NaVorro Bowman | nuh-VARR-oh, BOH-minn | Bradley Pinion | PIN-yunn |
| Tramaine Brock | truh-MAIN | Mike Purcell | purr-SELL |
| Ahmad Brooks | uh-MAHD | Joe Staley | STAY-lee |
| Tank Carradine | CARE-uh-deen | Jaquiski Tartt | juh-KWAH-skee |
| Garrett Celek | SELL-ick | Michael Wilhoite | WILL-hoyt |

2016 SAN FRANCISCO NUMERICAL 49ERS ROSTER

AS OF DECEMBER 6, 2016

| NO | PLAYER | POS | HT | WT | Age | EXP | COLLEGE | ACQUIRED |
|----|------------------|-------|------|-----|-----|-----|----------------------|------------------|
| 2 | Blaine Gabbert | QB | 6-4 | 235 | 27 | 6 | Missouri | TR in '14 (Jax) |
| 4 | Phil Dawson | K | 5-11 | 200 | 41 | 18 | Texas | FA in '13 |
| 5 | Bradley Pinion | P | 6-5 | 229 | 22 | 2 | Clemson | D-5 in '15 |
| 7 | Colin Kaepernick | QB | 6-4 | 230 | 29 | 6 | Nevada | D-2 in '11 |
| 11 | Quinton Patton | WR | 6-0 | 204 | 26 | 4 | Louisiana Tech | D-4A in '13 |
| 13 | Aaron Burbridge | WR | 6-1 | 208 | 22 | R | Michigan State | D-6C in '16 |
| 14 | Chris Harper | WR | 5-11 | 185 | 22 | 1 | California | FA in '16 |
| 15 | Christian Ponder | QB | 6-2 | 230 | 28 | 5 | Florida State | FA in '16 |
| 17 | Jeremy Kerley | WR | 5-9 | 188 | 28 | 6 | Texas Christian | TR in '16 (Det.) |
| 20 | Marcus Cromartie | CB | 6-0 | 195 | 26 | 3 | Wisconsin | FA in '14 |
| 22 | Mike Davis | RB | 5-9 | 217 | 23 | 2 | South Carolina | D-4B in '15 |
| 24 | Shaun Draughn | RB | 5-11 | 205 | 28 | 5 | North Carolina | FA in '15 |
| 25 | Jimmie Ward | DB | 5-11 | 193 | 25 | 3 | Northern Illinois | D-1 in '14 |
| 26 | Tramaine Brock | CB | 5-10 | 197 | 28 | 7 | Belhaven | FA in '10 |
| 27 | Keith Reaser | CB | 6-0 | 190 | 25 | 2 | Florida Atlantic | D-5B in '14 |
| 28 | Carlos Hyde | RB | 6-0 | 235 | 26 | 3 | Ohio State | D-2 in '14 |
| 29 | Jaquiski Tartt | S | 6-1 | 221 | 24 | 2 | Samford | D-2 in '15 |
| 32 | DuJuan Harris | RB | 5-7 | 206 | 28 | 3 | Troy | FA in '15 |
| 33 | Rashard Robinson | CB | 6-1 | 177 | 21 | R | Louisiana State | D-4 in '16 |
| 36 | Dontae Johnson | CB | 6-2 | 200 | 25 | 3 | North Carolina State | D-4B in '14 |
| 38 | JaCorey Shepherd | CB | 5-11 | 199 | 23 | 2 | Kansas | FA in '16 |
| 40 | Vinnie Sunseri | S | 6-0 | 210 | 25 | 3 | Alabama | FA in '16 |
| 41 | Antoine Bethea | S | 5-11 | 206 | 32 | 11 | Howard | FA in '14 |
| 46 | Marcus Ball | S | 6-1 | 215 | 29 | 2 | Memphis | FA in '16 |
| 50 | Nick Bellore | LB | 6-1 | 250 | 27 | 6 | Central Michigan | FA in '15 |
| 51 | Gerald Hodges | LB | 6-2 | 236 | 25 | 4 | Penn State | TR in '15 (Min.) |
| 55 | Ahmad Brooks | LB | 6-3 | 259 | 32 | 11 | Virginia | W in '08 (Cin.) |
| 57 | Michael Wilhoite | LB | 6-0 | 240 | 29 | 5 | Washburn | FA in '11 |
| 58 | Eli Harold | LB | 6-3 | 265 | 22 | 2 | Virginia | D-3 in '15 |
| 59 | Aaron Lynch | LB | 6-6 | 270 | 23 | 3 | South Florida | D-5A in '14 |
| 61 | Andrew Tiller | G | 6-4 | 324 | 27 | 4 | Syracuse | FA in '14 |
| 63 | Tony Jerod-Eddie | DT | 6-5 | 301 | 26 | 4 | Texas A&M | FA in '12 |
| 64 | Mike Purcell | NT | 6-3 | 303 | 25 | 3 | Wyoming | FA in '13 |
| 65 | Joshua Garnett | G | 6-5 | 321 | 22 | R | Stanford | D-1B in '16 |
| 66 | Marcus Martin | C | 6-3 | 321 | 23 | 3 | Southern California | D-3A in '14 |
| 67 | Daniel Kilgore | C | 6-3 | 308 | 28 | 6 | Appalachian State | D-5 in '11 |
| 68 | Zane Beadles | G | 6-4 | 305 | 30 | 7 | Utah | FA in '16 |
| 71 | John Theus | OL | 6-6 | 303 | 22 | R | Georgia | D-5B in '16 |
| 74 | Joe Staley | T | 6-5 | 315 | 32 | 10 | Central Michigan | D-1B in '07 |
| 77 | Trent Brown | OL | 6-8 | 355 | 23 | 2 | Florida | D-7A in '15 |
| 81 | Rod Streater | WR | 6-2 | 195 | 28 | 5 | Temple | TR in '16 (KC) |
| 82 | Torrey Smith | WR | 6-0 | 205 | 27 | 6 | Maryland | FA in '15 |
| 84 | Blake Bell | TE | 6-6 | 252 | 25 | 2 | Oklahoma | D-4A in '15 |
| 85 | Je'Ron Hamm | TE | 6-3 | 236 | 24 | 2 | Louisiana-Monroe | W in '15 (Was.) |
| 86 | Kyle Nelson | TE/LS | 6-2 | 240 | 30 | 5 | New Mexico State | FA in '14 |
| 88 | Garrett Celek | TE | 6-5 | 252 | 28 | 5 | Michigan State | FA in '12 |
| 89 | Vance McDonald | TE | 6-4 | 267 | 26 | 4 | Rice | D-2B in '13 |
| 90 | Glenn Dorsey | DL | 6-1 | 297 | 31 | 9 | Louisiana State | FA in '13 |
| 92 | Quinton Dial | DT | 6-5 | 318 | 26 | 4 | Alabama | D-5 in '13 |
| 93 | Chris Jones | DT | 6-1 | 293 | 26 | 4 | Bowling Green State | W in '16 (Mia.) |
| 95 | Tank Carradine | LB | 6-4 | 270 | 26 | 4 | Florida State | D-2A in '13 |
| 98 | Ronald Blair | DL | 6-4 | 270 | 23 | R | Appalachian State | D-5A in '16 |
| 99 | DeForest Buckner | DL | 6-7 | 300 | 22 | R | Oregon | D-1A in '16 |

Injured Reserve

| | | | | | | | | |
|----|-------------------|----|------|-----|----|---|---------------------|-----------------|
| 3 | Eric Rogers | WR | 6-3 | 210 | 25 | 1 | California Lutheran | FA in '16 |
| 9 | Thad Lewis | QB | 6-2 | 219 | 29 | 4 | Duke | FA in '16 |
| 10 | Bruce Ellington | WR | 5-9 | 197 | 25 | 3 | South Carolina | D-4A in '14 |
| 23 | Will Redmond | CB | 6-0 | 186 | 22 | R | Mississippi State | D-3 in '16 |
| 35 | Eric Reid | S | 6-1 | 213 | 24 | 4 | Louisiana State | D-1 in '13 |
| 43 | Chris Davis | CB | 5-10 | 201 | 26 | 3 | Auburn | FA in '15 |
| 53 | NaVorro Bowman | LB | 6-0 | 242 | 28 | 7 | Penn State | D-3 in '10 |
| 54 | Ray-Ray Armstrong | LB | 6-3 | 220 | 25 | 4 | Miami (FL) | W in '15 (Oak.) |
| 56 | Shayne Skov | LB | 6-3 | 247 | 26 | 2 | Stanford | FA in '14 |
| 91 | Arik Armstead | DL | 6-7 | 292 | 23 | 2 | Oregon | D-1 in '15 |

Practice Squad

| | | | | | | | | |
|----|-----------------------|----|------|-----|----|---|----------------------|-------------|
| 18 | DeAndre Smelter | WR | 6-2 | 227 | 25 | 1 | Georgia Tech | D-4C in '15 |
| 19 | Mose Frazier | WR | 5-11 | 190 | 23 | R | Memphis | FA in '16 |
| 30 | Prince Charles Iworah | CB | 5-11 | 193 | 23 | R | Western Kentucky | D-7 in '16 |
| 31 | Raheem Mostert | RB | 5-10 | 197 | 24 | R | Purdue | FA in '16 |
| 44 | Marcus Rush | LB | 6-3 | 251 | 25 | 1 | Michigan State | FA in '15 |
| 47 | Curtis Grant | LB | 6-2 | 240 | 23 | 1 | Ohio State | FA in '16 |
| 48 | Wynton McManis | LB | 6-1 | 225 | 22 | R | Memphis | FA in '16 |
| 75 | Alex Balducci | OL | 6-4 | 310 | 22 | R | Oregon | FA in '16 |
| 76 | Colin Kelly | OL | 6-5 | 315 | 26 | 2 | Oregon State | FA in '16 |
| 78 | Norman Price | OL | 6-4 | 311 | 22 | R | Southern Mississippi | FA in '16 |

2016 SAN FRANCISCO 49ERS ALPHABETICAL ROSTER

AS OF DECEMBER 6, 2016

| NO | PLAYER | POS | HT | WT | Birthdate | EXP | COLLEGE | HOMETOWN |
|----|-------------------|-------|------|-----|-----------|-----|----------------------|----------------------|
| 46 | Ball, Marcus | S | 6-1 | 215 | 7-21-87 | 2 | Memphis | Stone Mountain, GA |
| 68 | Beadles, Zane | G | 6-4 | 305 | 11-19-86 | 7 | Utah | Casper, WY |
| 84 | Bell, Blake | TE | 6-6 | 252 | 8-7-91 | 2 | Oklahoma | Wichita, KS |
| 50 | Bellore, Nick | LB | 6-1 | 250 | 5-12-89 | 6 | Central Michigan | Whitefish Bay, WI |
| 41 | Bethea, Antoine | S | 5-11 | 206 | 7-27-84 | 11 | Howard | Newport News, VA |
| 98 | Blair, Ronald | DL | 6-4 | 270 | 1-21-93 | R | Appalachian State | Greensboro, GA |
| 26 | Brock, Tramaine | CB | 5-10 | 197 | 8-20-88 | 7 | Belhaven | Long Beach, MS |
| 55 | Brooks, Ahmad | LB | 6-3 | 259 | 3-14-84 | 11 | Virginia | Woodbridge, VA |
| 77 | Brown, Trent | OL | 6-8 | 355 | 4-13-93 | 2 | Florida | Albany, GA |
| 99 | Buckner, DeForest | DL | 6-7 | 300 | 3-17-94 | R | Oregon | Honolulu, HI |
| 13 | Burbridge, Aaron | WR | 6-1 | 208 | 12-23-93 | R | Michigan State | Farmington Hills, MI |
| 95 | Carradine, Tank | LB | 6-4 | 270 | 2-18-90 | 4 | Florida State | Cincinnati, OH |
| 88 | Celek, Garrett | TE | 6-5 | 252 | 5-29-88 | 5 | Michigan State | Cincinnati, OH |
| 20 | Cromartie, Marcus | CB | 6-0 | 195 | 12-3-90 | 3 | Wisconsin | Mansfield, TX |
| 22 | Davis, Mike | RB | 5-9 | 217 | 2-19-93 | 2 | South Carolina | Stone Mountain, GA |
| 4 | Dawson, Phil | K | 5-11 | 200 | 1-23-75 | 18 | Texas | Dallas, TX |
| 92 | Dial, Quinton | DT | 6-5 | 318 | 7-21-90 | 4 | Alabama | Clay, AL |
| 90 | Dorsey, Glenn | DL | 6-1 | 297 | 8-1-85 | 9 | Louisiana State | Gonzales, LA |
| 24 | Draughn, Shaun | RB | 5-11 | 205 | 12-7-87 | 5 | North Carolina | Tarboro, NC |
| 2 | Gabbert, Blaine | QB | 6-4 | 235 | 10-15-89 | 6 | Missouri | Ballwin, MO |
| 65 | Garnett, Joshua | G | 6-5 | 321 | 2-21-94 | R | Stanford | Puyallup, WA |
| 85 | Hamm, Je'Ron | TE | 6-3 | 236 | 6-15-92 | 2 | Louisiana-Monroe | Leesville, LA |
| 58 | Harold, Eli | LB | 6-3 | 265 | 1-20-94 | 2 | Virginia | Virginia Beach, VA |
| 14 | Harper, Chris | WR | 5-11 | 185 | 12-7-93 | 1 | California | Ingelwood, CA |
| 32 | Harris, DuJuan | RB | 5-7 | 206 | 9-3-88 | 3 | Troy | Brooksville, FL |
| 51 | Hodges, Gerald | LB | 6-2 | 236 | 1-17-91 | 4 | Penn State | Paulsboro, NJ |
| 28 | Hyde, Carlos | RB | 6-0 | 235 | 9-20-90 | 3 | Ohio State | Naples, FL |
| 63 | Jerod-Eddie, Tony | DT | 6-5 | 301 | 3-29-90 | 4 | Texas A&M | DeSoto, TX |
| 36 | Johnson, Dontae | CB | 6-2 | 200 | 12-1-91 | 3 | North Carolina State | Pennington, NJ |
| 93 | Jones, Chris | DT | 6-1 | 293 | 7-12-90 | 4 | Bowling Green State | Brownsville, IN |
| 7 | Kaepernick, Colin | QB | 6-4 | 230 | 11-3-87 | 6 | Nevada | Turlock, CA |
| 17 | Kerley, Jeremy | WR | 5-9 | 188 | 11-8-88 | 6 | Texas Christian | Hutto, TX |
| 67 | Kilgore, Daniel | C | 6-3 | 308 | 12-18-87 | 6 | Appalachian State | Kingsport, TN |
| 59 | Lynch, Aaron | LB | 6-6 | 270 | 3-8-93 | 3 | South Florida | Cape Coral, FL |
| 66 | Martin, Marcus | C | 6-3 | 321 | 11-29-93 | 3 | Southern California | Crenshaw, CA |
| 89 | McDonald, Vance | TE | 6-4 | 267 | 6-13-90 | 4 | Rice | Winnie, TX |
| 86 | Nelson, Kyle | TE/LS | 6-2 | 240 | 10-3-86 | 5 | New Mexico State | China Springs, TX |
| 11 | Patton, Quinton | WR | 6-0 | 204 | 8-9-90 | 4 | Louisiana Tech | Lavergne, TN |
| 5 | Pinion, Bradley | P | 6-5 | 229 | 6-1-94 | 2 | Clemson | Concord, NC |
| 15 | Ponder, Christian | QB | 6-2 | 230 | 2-25-88 | 5 | Florida State | Dallas, TX |
| 64 | Purcell, Mike | NT | 6-3 | 303 | 4-20-91 | 3 | Wyoming | Highlands Ranch, CO |
| 27 | Reaser, Keith | CB | 6-0 | 190 | 7-31-91 | 2 | Florida Atlantic | Miami, FL |
| 33 | Robinson, Rashard | CB | 6-1 | 177 | 7-23-95 | R | Louisiana State | Pompano Beach, FL |
| 38 | Shepherd, JaCorey | CB | 5-11 | 199 | 3-29-93 | 2 | Kansas | Mesquite, TX |
| 82 | Smith, Torrey | WR | 6-0 | 205 | 1-26-89 | 6 | Maryland | Falmouth, VA |
| 74 | Staley, Joe | T | 6-5 | 315 | 8-30-84 | 10 | Central Michigan | Rockford, MI |
| 81 | Streater, Rod | WR | 6-2 | 195 | 2-9-88 | 5 | Temple | Burlington, NJ |
| 40 | Sunseri, Vinnie | S | 6-0 | 210 | 10-25-91 | 3 | Alabama | Tuscaloosa, AL |
| 29 | Tartt, Jaquiski | S | 6-1 | 221 | 2-12-92 | 2 | Samford | Mobile, AL |
| 71 | Theus, John | OL | 6-6 | 303 | 1-19-94 | R | Georgia | Jacksonville, FL |
| 61 | Tiller, Andrew | G | 6-4 | 324 | 3-13-89 | 4 | Syracuse | Central Islip, NY |
| 25 | Ward, Jimmie | DB | 5-11 | 193 | 7-18-91 | 3 | Northern Illinois | Mobile, AL |
| 57 | Wilhoite, Michael | LB | 6-0 | 240 | 12-7-86 | 5 | Washburn | Topeka, KS |

Injured Reserve

| | | | | | | | | |
|----|--------------------|----|------|-----|----------|---|---------------------|-------------------|
| 91 | Armstead, Arik | DL | 6-7 | 292 | 11-15-93 | 2 | Oregon | Elk Grove, CA |
| 54 | Armstrong, Ray-Ray | LB | 6-3 | 220 | 3-5-91 | 4 | Miami (FL) | Sanford, FL |
| 53 | Bowman, NaVorro | LB | 6-0 | 242 | 5-28-88 | 7 | Penn State | Forestville, MD |
| 43 | Davis, Chris | CB | 5-10 | 201 | 11-4-90 | 3 | Auburn | Birmingham, AL |
| 10 | Ellington, Bruce | WR | 5-9 | 197 | 8-22-91 | 3 | South Carolina | Moncks Corner, SC |
| 9 | Lewis, Thad | QB | 6-2 | 219 | 11-19-87 | 4 | Duke | Hialeah, FL |
| 23 | Redmond, Will | CB | 6-0 | 186 | 12-28-93 | R | Mississippi State | Memphis, TN |
| 35 | Reid, Eric | S | 6-1 | 213 | 12-10-91 | 4 | Louisiana State | Geismar, LA |
| 3 | Rogers, Eric | WR | 6-3 | 210 | 2-12-91 | 1 | California Lutheran | Covina, CA |
| 56 | Skov, Shayne | LB | 6-3 | 247 | 7-9-90 | 2 | Stanford | Pawling, NY |

Practice Squad

| | | | | | | | | |
|----|------------------------|----|------|-----|----------|---|----------------------|----------------------|
| 75 | Balducci, Alex | OL | 6-4 | 310 | 3-1-94 | R | Oregon | Portland, OR |
| 19 | Frazier, Mose | WR | 5-11 | 190 | 8-30-93 | R | Memphis | Memphis, TN |
| 47 | Grant, Curtis | LB | 6-2 | 240 | 12-28-92 | 1 | Ohio State | Richmond, VA |
| 30 | Iworah, Prince Charles | CB | 5-11 | 193 | 3-11-93 | R | Western Kentucky | Nashville, TN |
| 76 | Kelly, Colin | OL | 6-5 | 315 | 12-29-89 | 2 | Oregon State | Longview, WA |
| 48 | McManis, Wynton | LB | 6-1 | 225 | 9-20-94 | R | Memphis | Olive Branch, MS |
| 31 | Mostert, Raheem | RB | 5-10 | 197 | 4-9-92 | 2 | Purdue | New Smyrna Beach, FL |
| 78 | Price, Norman | OL | 6-4 | 311 | 8-25-94 | R | Southern Mississippi | Vicksburg, MS |
| 44 | Rush, Marcus | LB | 6-3 | 251 | 6-19-91 | 1 | Michigan State | Cincinnati, OH |
| 18 | Smelter, DeAndre | WR | 6-2 | 227 | 12-3-91 | 1 | Georgia Tech | Macon, GA |

2016 SAN FRANCISCO 49ERS POSITIONAL ROSTER

AS OF DECEMBER 6, 2016

| NO | PLAYER | POS | HT | WT | DOB | EXP | COLLEGE | HOMETOWN | ACQUIRED |
|-----------------------------|--------------------|-------|------|-----|----------|-----|----------------------|----------------------|------------------|
| Quarterbacks (3) | | | | | | | | | |
| 7 | Gabbert, Blaine | QB | 6-4 | 235 | 10-15-89 | 6 | Missouri | Ballwin, MO | TR in '14 (Jax) |
| 2 | Kaepernick, Colin | QB | 6-4 | 230 | 11-3-87 | 6 | Nevada | Turlock, CA | D-2 in '11 |
| 15 | Ponder, Christian | QB | 6-2 | 230 | 2-25-88 | 5 | Florida State | Dallas, TX | FA-'16 |
| Running Backs (4) | | | | | | | | | |
| 22 | Davis, Mike | RB | 5-9 | 217 | 2-19-93 | 2 | South Carolina | Stone Mountain, GA | D-4B in '15 |
| 24 | Draughn, Shaun | RB | 5-11 | 205 | 12-7-87 | 5 | North Carolina | Tarboro, NC | FA in '15 |
| 28 | Hyde, Carlos | RB | 6-0 | 235 | 9-20-90 | 3 | Ohio State | Naples, FL | D-2 in '14 |
| 32 | Harris, DuJuan | RB | 5-7 | 206 | 9-3-88 | 3 | Troy | Brooksville, FL | FA in '15 |
| Wide Receivers (6) | | | | | | | | | |
| 11 | Patton, Quinton | WR | 6-0 | 204 | 8-9-90 | 4 | Louisiana Tech | Lavergne, TN | D-4A in '13 |
| 13 | Burbridge, Aaron | WR | 6-1 | 208 | 12-23-93 | R | Michigan State | Farmington Hills, MI | D-6C in '16 |
| 14 | Harper, Chris | WR | 5-11 | 185 | 12-7-93 | 1 | California | Ingelwood, CA | FA in '16 |
| 17 | Kerley, Jeremy | WR | 5-9 | 188 | 11-8-88 | 6 | Texas Christian | Hutto, TX | TR in '16 (Det.) |
| 81 | Streater, Rod | WR | 6-2 | 195 | 2-9-88 | 5 | Temple | Burlington, NJ | TR in '16 (KC) |
| 82 | Smith, Torrey | WR | 6-0 | 205 | 1-26-89 | 6 | Maryland | Falmouth, VA | FA in '15 |
| Tight Ends (4) | | | | | | | | | |
| 84 | Bell, Blake | TE | 6-6 | 252 | 8-7-91 | 2 | Oklahoma | Wichita, KS | D-4A in '15 |
| 85 | Hamm, Je'Ron | TE | 6-3 | 236 | 6-15-92 | 2 | Louisiana-Monroe | Leesville, LA | FA in '15 |
| 88 | Celek, Garrett | TE | 6-5 | 252 | 5-29-88 | 5 | Michigan State | Cincinnati, OH | FA in '12 |
| 89 | McDonald, Vance | TE | 6-4 | 267 | 6-13-90 | 4 | Rice | Winnie, TX | D-2B in '13 |
| Offensive Line (8) | | | | | | | | | |
| 61 | Tiller, Andrew | G | 6-4 | 324 | 3-13-89 | 4 | Syracuse | Central Islip, NY | FA in '14 |
| 65 | Garnett, Joshua | G | 6-5 | 321 | 2-21-94 | R | Stanford | Puyallup, WA | D-1B in '16 |
| 66 | Martin, Marcus | C | 6-3 | 321 | 11-29-93 | 3 | Southern California | Crenshaw, CA | D-3A in '14 |
| 67 | Kilgore, Daniel | C | 6-3 | 308 | 12-18-87 | 6 | Appalachian State | Kingsport, TN | D-5 in '11 |
| 68 | Beadles, Zane | G | 6-4 | 305 | 11-19-86 | 7 | Utah | Casper, WY | FA in '16 |
| 71 | Theus, John | OL | 6-6 | 303 | 1-19-94 | R | Georgia | Jacksonville, FL | D-5B in '16 |
| 74 | Staley, Joe | T | 6-5 | 315 | 8-30-84 | 10 | Central Michigan | Rockford, MI | D-1B in '07 |
| 77 | Brown, Trent | OL | 6-8 | 355 | 4-13-93 | 2 | Florida | Albany, GA | D-7A in '15 |
| Defensive Line (7) | | | | | | | | | |
| 63 | Jerod-Eddie, Tony | DT | 6-5 | 301 | 3-29-90 | 4 | Texas A&M | DeSoto, TX | FA in '12 |
| 64 | Purcell, Mike | NT | 6-3 | 303 | 4-20-91 | 3 | Wyoming | Highlands Ranch, CO | FA in '13 |
| 90 | Dorsey, Glenn | DL | 6-1 | 297 | 8-1-85 | 9 | Louisiana State | Gonzales, LA | FA in '13 |
| 92 | Dial, Quinton | DT | 6-5 | 318 | 7-21-90 | 4 | Alabama | Clay, AL | D-5 in '13 |
| 93 | Jones, Chris | DT | 6-1 | 293 | 7-12-90 | 4 | Bowling Green State | Brownsburg, IN | W in '16 (Mia.) |
| 98 | Blair, Ronald | DL | 6-4 | 270 | 1-21-93 | R | Appalachian State | Greensboro, GA | D-5A in '16 |
| 99 | Buckner, DeForest | DL | 6-7 | 300 | 3-17-94 | R | Oregon | Honolulu, HI | D-1A in '16 |
| Linebackers (7) | | | | | | | | | |
| 50 | Bellore, Nick | LB | 6-1 | 250 | 5-12-89 | 6 | Central Michigan | Whitefish Bay, WI | FA in '15 |
| 51 | Hodges, Gerald | LB | 6-2 | 236 | 1-17-91 | 4 | Penn State | Paulsboro, NJ | TR in '15 (Min.) |
| 55 | Brooks, Ahmad | LB | 6-3 | 259 | 3-14-84 | 11 | Virginia | Woodbridge, VA | W in '08 (Cin.) |
| 57 | Wilhoite, Michael | LB | 6-0 | 240 | 12-7-86 | 5 | Washburn | Topeka, KS | FA in '11 |
| 58 | Harold, Eli | LB | 6-3 | 265 | 1-20-94 | 2 | Virginia | Virginia Beach, VA | D-3 in '15 |
| 59 | Lynch, Aaron | LB | 6-6 | 270 | 3-8-93 | 3 | South Florida | Cape Coral, FL | D-5A in '14 |
| 95 | Carradine, Tank | LB | 6-4 | 270 | 2-18-90 | 4 | Florida State | Cincinnati, OH | D-2A in '13 |
| Defensive Backs (11) | | | | | | | | | |
| 20 | Cromartie, Marcus | CB | 6-0 | 195 | 12-3-90 | 3 | Wisconsin | Mansfield, TX | FA in '14 |
| 25 | Ward, Jimmie | DB | 5-11 | 193 | 7-18-91 | 3 | Northern Illinois | Racine, WI | FA in '14 |
| 26 | Brock, Tramaine | CB | 5-10 | 197 | 8-20-88 | 7 | Belhaven | Long Beach, MS | FA in '10 |
| 27 | Reaser, Keith | CB | 6-0 | 190 | 7-31-91 | 2 | Florida Atlantic | Miami, FL | D-5B in '14 |
| 29 | Tartt, Jaquiski | S | 6-1 | 221 | 2-12-92 | 2 | Samford | Mobile, AL | D-2 in '15 |
| 33 | Robinson, Rashard | CB | 6-1 | 177 | 7-23-95 | R | Louisiana State | Pompano Beach, FL | D-4 in '16 |
| 36 | Johnson, Dontae | CB | 6-2 | 200 | 12-1-91 | 3 | North Carolina State | Pennington, NJ | D-4B in '14 |
| 38 | Shepherd, JaCorey | CB | 5-11 | 199 | 3-29-93 | 2 | Kansas | Mesquite, TX | FA in '16 |
| 40 | Sunseri, Vinnie | S | 6-0 | 210 | 10-25-91 | 3 | Alabama | Tuscaloosa, AL | FA in '16 |
| 41 | Bethea, Antoine | S | 5-11 | 206 | 7-27-84 | 11 | Howard | Newport News, VA | FA in '14 |
| 46 | Ball, Marcus | S | 6-1 | 215 | 7-21-87 | 2 | Memphis | Stone Mountain, GA | FA in '16 |
| Specialists (3) | | | | | | | | | |
| 4 | Dawson, Phil | K | 5-11 | 200 | 1-23-75 | 18 | Texas | Dallas, TX | FA in '13 |
| 5 | Pinion, Bradley | P | 6-5 | 229 | 6-1-94 | 2 | Clemson | Concord, NC | D-5 in '15 |
| 86 | Nelson, Kyle | LS/TE | 6-2 | 240 | 10-3-86 | 5 | New Mexico State | Norman, OK | FA in '14 |
| Injured Reserve (10) | | | | | | | | | |
| 3 | Rogers, Eric | WR | 6-3 | 210 | 2-12-91 | 1 | California Lutheran | Covina, CA | FA in '16 |
| 9 | Lewis, Thad | QB | 6-2 | 219 | 11-19-87 | 4 | Duke | Hialeah, FL | FA in '16 |
| 10 | Ellington, Bruce | WR | 5-9 | 197 | 8-22-91 | 3 | South Carolina | Moncks Corner, SC | D-4 in '14 |
| 23 | Redmond, Will | CB | 6-0 | 186 | 12-28-93 | R | Mississippi State | Memphis, TN | D-3 in '16 |
| 35 | Reid, Eric | S | 6-1 | 213 | 12-10-91 | 4 | Louisiana State | Geismar, LA | D-1 in '13 |
| 43 | Davis, Chris | CB | 5-10 | 201 | 11-4-90 | 3 | Auburn | Birmingham, AL | FA in '15 |
| 53 | Bowman, NaVorro | LB | 6-0 | 242 | 5-28-88 | 7 | Penn State | Forestville, MD | D-3 in '10 |
| 54 | Armstrong, Ray-Ray | LB | 6-3 | 220 | 3-5-91 | 4 | Miami (FL) | Sanford, FL | W in '15 (Oak.) |
| 56 | Skov, Shayne | LB | 6-3 | 247 | 7-9-90 | 2 | Stanford | Pawling, NY | FA in '14 |
| 91 | Armstead, Arik | DL | 6-7 | 292 | 11-15-94 | 2 | Oregon | Elk Grove, CA | D-1 in '15 |

2016 SAN FRANCISCO 49ERS ROSTER BREAKDOWN

| ROSTER BY EXPERIENCE | | | | HOW THEY WERE BUILT | | |
|----------------------|-----|---------|---------|---------------------|--------------------|-----|
| PLAYER | EXP | GP/GS | W/SF | YEAR | PLAYER | ACQ |
| Dawson, Phil | 18 | 275/0 | 60/0 | 2007 | Joe Staley | D1b |
| Bethea, Antoine | 11 | 158/158 | 35/35 | 2008 | Ahmad Brooks | W |
| Brooks, Ahmad | 11 | 129/95 | 116/88 | 2010 | NaVorro Bowman* | D3 |
| Staley, Joe | 10 | 142/142 | 142/142 | 2011 | Tramaine Brock | FA |
| Dorsey, Glenn | 9 | 101/89 | 35/24 | | Colin Kaepernick | D2 |
| Beadles, Zane | 7 | 108/106 | 12/12 | | Daniel Kilgore | D5 |
| Bowman, NaVorro* | 7 | 84/69 | 84/69 | 2012 | Michael Wilhoite | FA |
| Brock, Tramaine | 7 | 76/36 | 76/36 | 2013 | Garrett Celek | FA |
| Smith, Torrey | 6 | 91/85 | 27/23 | | Tony Jerod–Eddie | FA |
| Gabbert, Blaine | 6 | 43/40 | 15/13 | | Glenn Dorsey | FA |
| Kaepernick, Colin | 6 | 65/54 | 65/54 | | Phil Dawson | FA |
| Bellore, Nick | 6 | 92/8 | 28/8 | | Eric Reid* | D1 |
| Kilgore, Daniel | 6 | 57/22 | 57/22 | | Tank Carradine | D2a |
| Kerley, Jeremy | 6 | 86/35 | 12/11 | | Vance McDonald | D2b |
| Celek, Garrett | 5 | 51/12 | 51/12 | | Quinton Patton | D4a |
| Nelson, Kyle | 5 | 61/0 | 44/0 | | Quinton Dial | D5 |
| Wilhoite, Michael | 5 | 61/33 | 61/33 | | Mike Purcell | FA |
| Draughn, Shaun | 5 | 53/6 | 18/6 | 2014 | Antoine Bethea | FA |
| Ponder, Christian | 5 | 38/36 | 0/0 | | Jimmie Ward | D1 |
| Streater, Rod | 5 | 50/36 | 12/0 | | Carlos Hyde | D2 |
| Carradine, Tank | 4 | 35/1 | 35/1 | | Marcus Martin | D3a |
| Dial, Quinton | 4 | 43/31 | 43/31 | | Bruce Ellington* | D4a |
| Jerod–Eddie, Tony | 4 | 55/4 | 55/4 | | Dontae Johnson | D4b |
| McDonald, Vance | 4 | 47/29 | 47/29 | | Aaron Lynch | D5a |
| Patton, Quinton | 4 | 38/16 | 38/16 | | Keith Reaser | D5b |
| Reid, Eric* | 4 | 57/57 | 57/57 | | Kyle Nelson | FA |
| Hodges, Gerald | 4 | 51/23 | 22/13 | | Blaine Gabbert | TR |
| Tiller, Andrew | 4 | 25/12 | 25/12 | | Andrew Tiller | FA |
| Jones, Chris | 4 | 37/25 | 2/2 | | Shayne Skov* | FA |
| Armstrong, Ray–Ray* | 4 | 48/5 | 7/0 | 2015 | Torrey Smith | FA |
| Lewis, Thad* | 4 | 7/6 | 0/0 | | Arik Armstead* | D1 |
| Ellington, Bruce* | 3 | 26/0 | 26/0 | | Jaquiski Tartt | D2 |
| Hyde, Carlos | 3 | 31/17 | 31/17 | | Eli Harold | D3 |
| Johnson, Dontae | 3 | 44/6 | 44/6 | | Blake Bell | D4a |
| Lynch, Aaron | 3 | 33/19 | 33/19 | | Mike Davis | D4b |
| Martin, Marcus | 3 | 25/22 | 25/22 | | Bradley Pinion | D5 |
| Purcell, Mike | 3 | 21/8 | 21/8 | | Trent Brown | D7a |
| Ward, Jimmie | 3 | 33/16 | 33/16 | | Nick Bellore | FA |
| Cromartie, Marcus | 3 | 18/1 | 18/1 | | Gerald Hodges | TR |
| Davis, Chris* | 3 | 19/1 | 7/0 | | Shaun Draughn | FA |
| Harris, DuJuan | 3 | 35/4 | 9/2 | | Marcus Cromartie | FA |
| Sunseri, Vinnie | 3 | 11/0 | 2/0 | | Chris Davis* | FA |
| Reaser, Keith | 2 | 24/0 | 24/0 | | Je’Ron Hamm | W |
| Armstead, Arik* | 2 | 24/5 | 24/5 | | DuJuan Harris | FA |
| Bell, Blake | 2 | 24/5 | 24/5 | 2016 | Ray–Ray Armstrong* | W |
| Brown, Trent | 2 | 17/14 | 17/14 | | Eric Rogers* | FA |
| Davis, Mike | 2 | 14/1 | 14/1 | | Thad Lewis* | FA |
| Harold, Eli | 2 | 28/10 | 28/10 | | Zane Beadles | FA |
| Pinion, Bradley | 2 | 28/0 | 28/0 | | DeForest Buckner | D1a |
| Tartt, Jacquiski | 2 | 26/10 | 26/10 | | Joshua Garnett | D1b |
| Skov, Shayne* | 2 | 24/0 | 24/0 | | Will Redmond* | D3 |
| Ball, Marcus | 2 | 14/2 | 1/0 | | Rashard Robinson | D4 |
| Hamm, Je’Ron | 2 | 4/0 | 3/0 | | Ronald Blair | D5a |
| Shepard, JaCorey | 2 | 6/0 | 6/0 | | John Theus | D5b |
| Harper, Chris | 1 | 10/0 | 5/0 | | Aaron Burbridge | D6c |
| Rogers, Eric* | 1 | 0/0 | 0/0 | | Christian Ponder | FA |
| Blair, Ronald | R | 11/0 | 11/0 | | Jeremy Kerley | TR |
| Buckner, DeForest | R | 11/11 | 11/11 | | Rod Streater | TR |
| Burbridge, Aaron | R | 12/2 | 12/2 | | JaCorey Shepard | FA |
| Garnett, Joshua | R | 11/7 | 11/7 | | Chris Harper | FA |
| Redmond, Will* | R | 0/0 | 0/0 | | Chris Jones | W |
| Robinson, Rashard | R | 10/4 | 10/4 | | Vinnie Sunseri | FA |
| Theus, John | R | 0/0 | 0/0 | | Marcus Ball | FA |

*Injured Reserve

#Reserve/Non–Football Injury

2016 SAN FRANCISCO 49ERS PARTICIPATION CHART

| PLAYER | LA 9-12 | at CAR 9-18 | at SEA 9-25 | DAL 10-2 | ARZ 10-6 | at BUF 10-16 | TB 10-23 | NO 11-6 | at ARZ 11-13 | NE 11-20 | at MIA 11-27 | at CHI 12-4 | NYJ 12-11 | at ATL 12-18 | at LA 12-24 | SEA 1-1 | GP | GS | DNP | IA |
|------------------------|------------|----------------|----------------|-------------|-------------|-----------------|-------------|------------|-----------------|-------------|-----------------|----------------|--------------|-----------------|----------------|------------|----|----|-----|----|
| Anderson, Dres | PS | PS | PS | PS | PS | PS | NR | NR | NR | NR | NR | | | | | | 0 | 0 | 0 | 0 |
| Armstead, Arik* | P | P | P | P | LDT | LDT | LDT | LDT | IR | IR | IR | | | | | | 8 | 4 | 0 | 0 |
| Armstrong, Ray-Ray* | P | P | IR | IR | IR | IR | IR | IR | IR | IR | IR | | | | | | 2 | 0 | 0 | 0 |
| Balducci, Alex | PS | PS | PS | PS | PS | PS | PS | PS | PS | PS | PS | | | | | | 0 | 0 | 0 | 0 |
| Ball, Marcus | NR | NR | NR | NR | NR | NR | NR | NR | NR | NR | NR | | | | | | 0 | 0 | 0 | 0 |
| Beadles, Zane | LG | LG | LG | LG | LG | LG | LG | LG | LG | LG | LG | | | | | | 11 | 11 | 0 | 0 |
| Bell, Blake | P | P | P | P | PS | IA | P | P | P | P | P | | | | | | 9 | 0 | 0 | 1 |
| Bellore, Nick | P | P | P | P | ILB | ILB | ILB | ILB | ILB | ILB | ILB | | | | | | 11 | 7 | 0 | 0 |
| Bethea, Antoine | SS | SS | SS | SS | SS | SS | SS | SS | SS | SS | SS | | | | | | 11 | 11 | 0 | 0 |
| Blair, Ronald | P | P | P | P | P | DNP | P | P | P | P | P | | | | | | 10 | 0 | 1 | 0 |
| Bowman, NaVorro* | ILB | ILB | ILB | ILB | IR | IR | IR | IR | IR | IR | IR | | | | | | 4 | 4 | 0 | 0 |
| Brock, Tramaine | LCB | LCB | LCB | LCB | LCB | LCB | LCB | LCB | LCB | LCB | LCB | | | | | | 11 | 11 | 0 | 0 |
| Brooks, Ahmad | OLB | OLB | OLB | OLB | OLB | OLB | OLB | OLB | OLB | OLB | OLB | | | | | | 11 | 11 | 0 | 0 |
| Brown, Trent | RT | RT | RT | RT | RT | RT | RT | RT | RT | RT | RT | | | | | | 11 | 11 | 0 | 0 |
| Buckner, DeForest | LDT | LDT | LDT | LDT | IA | NT | NT | NT | LDT | LDT | LDT | | | | | | 10 | 10 | 0 | 1 |
| Burbridge, Aaron | P | P | P | WR | P | P | P | P | P | WR | P | | | | | | 11 | 2 | 0 | 0 |
| Carradine, Tank | P | P | P | P | P | P | P | P | P | P | P | | | | | | 11 | 0 | 0 | 0 |
| Celek, Garrett | P | P | P | P | TE | P | TE | P | P | P | P | | | | | | 11 | 2 | 0 | 0 |
| Cooper, Fahn | PS | PS | PS | PS | PS | PS | PS | PS | PS | PS | PS-INJPS-INJ | | | | | | 0 | 0 | 0 | 0 |
| Cromartie, Marcus | P | IA | IA | P | P | P | IA | P | P | P | IA | | | | | | 7 | 0 | 0 | 4 |
| Davis, Anthony | P | IA | IA | NR | NR | NR | NR | NR | NR | NR | NR | | | | | | 1 | 0 | 0 | 2 |
| Davis, Chris* | IA | P | P | P | P | IR | IR | IR | IR | IR | IR | | | | | | 4 | 0 | 0 | 1 |
| Davis, Mike | P | P | P | P | P | P | RB | P | IA | IA | IA | | | | | | 8 | 1 | 0 | 3 |
| Dawson, Phil | P | P | P | P | P | P | P | P | P | P | P | | | | | | 11 | 0 | 0 | 0 |
| Dial, Quinton | RDT | RDT | RDT | RDT | RDT | RDT | RDT | RDT | RDT | RDT | IA | | | | | | 10 | 10 | 0 | 1 |
| Dorsey, Glenn | IA | P | P | P | IA | P | IA | P | NT | NT | NT | | | | | | 8 | 3 | 0 | 3 |
| Draughn, Shaun | P | P | P | P | P | P | P | P | P | P | P | | | | | | 11 | 0 | 0 | 0 |
| Ellington, Bruce* | IR | IR | IR | IR | IR | IR | IR | IR | IR | IR | IR | | | | | | 0 | 0 | 0 | 0 |
| Frazier, Mose | NR | NR | NR | NR | NR | NR | NR | NR | PS | PS | PS | | | | | | 0 | 0 | 0 | 0 |
| Gabbert, Blaine | QB | QB | QB | QB | QB | DNP | DNP | DNP | DNP | DNP | DNP | | | | | | 5 | 5 | 6 | 0 |
| Garnett, Joshua | IA | P | P | P | P | RG | RG | RG | RG | RG | RG | | | | | | 10 | 6 | 0 | 1 |
| Grant, Curtis | NR | NR | PS | PS | PS | PS | PS | PS | PS | PS | PS | | | | | | 0 | 0 | 0 | 0 |
| Hamm, Je'Ron | PS | PS | PS | DNP | P | P | IA | P | IA | IA | IA | | | | | | 3 | 0 | 1 | 4 |
| Harold, Eli | OLB | OLB | OLB | OLB | P | P | P | OLB | OLB | OLB | OLB | | | | | | 11 | 8 | 0 | 0 |
| Harper, Chris | P | PS | PS | PS | PS | PS | PS | PS | P | P | P | | | | | | 4 | 0 | 0 | 0 |
| Harris, DuJuan | NR | IA | IA | NR | PS | PS | P | RB | P | P | P | | | | | | 5 | 1 | 0 | 2 |
| Hart, Taylor | IA | IA | IA | IA | P | IA | NR | NR | NR | NR | NR | | | | | | 1 | 0 | 0 | 5 |
| Hodges, Gerald | ILB | ILB | ILB | P | P | P | ILB | ILB | ILB | ILB | ILB | | | | | | 11 | 8 | 0 | 0 |
| Hyde, Carlos | RB | RB | RB | RB | RB | RB | IA | IA | RB | RB | RB | | | | | | 9 | 9 | 0 | 2 |
| Iworah, Prince Charles | PS | PS | PS | PS | PS | PS | PS | PS | PS | PS | PS | | | | | | 0 | 0 | 0 | 0 |
| Jerod-Eddie, Tony | P | IA | IA | IA | P | IA | P | P | P | P | P | | | | | | 7 | 0 | 0 | 4 |
| Johnson, Dontae | P | P | P | P | P | P | P | P | P | P | P | | | | | | 11 | 0 | 0 | 0 |
| Jones, Chris | NR | NR | NR | NR | NR | NR | NR | NR | IA | IA | IA | | | | | | 1 | 1 | 0 | 2 |
| Kaepernick, Colin | P | DNP | DNP | DNP | DNP | QB | QB | QB | QB | QB | QB | | | | | | 7 | 6 | 4 | 0 |
| Kelly, Colin | NR | NR | NR | NR | NR | NR | NR | NR | NR | PS | RS | | | | | | 0 | 0 | 0 | 0 |
| Kerley, Jeremy | WR | WR | WR | WR | WR | WR | P | WR | WR | WR | WR | | | | | | 11 | 10 | 0 | 0 |
| Kilgore, Daniel | C | C | C | C | C | C | C | C | C | C | C | | | | | | 11 | 11 | 0 | 0 |
| Lewis, Thad* | IR | IR | IR | IR | IR | IR | IR | IR | IR | IR | IR | | | | | | 0 | 0 | 0 | 0 |
| Lynch, Aaron | SUS | SUS | SUS | SUS | OLB | OLB | OLB | IA | IA | IA | IA | | | | | | 3 | 3 | 0 | 4 |
| Martin, Keshawn | NR | NR | NR | IA | IA | P | IA | IA | NR | NR | NR | | | | | | 1 | 0 | 0 | 4 |
| Martin, Marcus | P | P | P | DNP | DNP | DNP | DNP | DNP | DNP | DNP | DNP | | | | | | 3 | 0 | 8 | 0 |
| McDonald, Vance | TE | TE | TE | IA | IA | TE | TE | TE | TE | TE | TE | | | | | | 9 | 9 | 0 | 2 |
| McManis, Wynton | NR | NR | NR | NR | NR | NR | NR | NR | NR | NR | NR | | | | | | 0 | 0 | 0 | 0 |
| Nelson, Kyle | P | P | P | P | P | P | P | P | P | P | P | | | | | | 11 | 0 | 0 | 0 |
| Patton, Quinton | WR | WR | WR | WR | WR | WR | WR | WR | WR | WR | WR | | | | | | 11 | 11 | 0 | 0 |
| Pinion, Bradley | P | P | P | P | P | P | P | P | P | P | P | | | | | | 11 | 0 | 0 | 0 |
| Ponder, Christian | IA | IA | IA | IA | IA | IA | IA | IA | IA | IA | IA | | | | | | 0 | 0 | 0 | 11 |
| Price, Norman | PS | PS | PS | PS | PS | PS | PS | PS | PS | PS | PS | | | | | | 0 | 0 | 0 | 0 |
| Purcell, Mike | NT | NT | NT | NT | NT | P | P | IA | P | P | P | | | | | | 10 | 5 | 0 | 1 |
| Reaser, Keith | IA | P | P | P | P | P | P | P | P | P | P | | | | | | 10 | 0 | 0 | 1 |
| Redmond, Will* | IR | IR | IR | IR | IR | IR | IR | IR | IR | IR | IR | | | | | | 0 | 0 | 0 | 0 |
| Reid, Eric* | FS | FS | FS | FS | FS | FS | FS | FS | FS | FS | FS | | | | | | 10 | 10 | 0 | 0 |
| Robinson, Rashard | P | P | P | RCB | RCB | RCB | RCB | IA | IA | P | P | | | | | | 9 | 4 | 0 | 2 |
| Rogers, Eric* | IR | IR | IR | IR | IR | IR | IR | IR | IR | IR | IR | | | | | | 0 | 0 | 0 | 0 |
| Rush, Marcus | PS | PS | PS | PS | PS | PS | PS | PS | PS | PS | PS | | | | | | 0 | 0 | 0 | 0 |
| Shepard, JaCorey | NR | NR | NR | NR | NR | DNP | P | P | P | P | P | | | | | | 5 | 0 | 1 | 0 |
| Skov, Shayne* | PS | PS | P | P | P | P | P | P | P | P | P | | | | | | 9 | 0 | 0 | 0 |
| Smelter, DeAndre | NR | NR | NR | NR | NR | NR | PS | PS | PS | PS | PS | | | | | | 0 | 0 | 0 | 0 |
| Smith, Torrey | WR | WR | WR | WR | WR | WR | WR | WR | WR | IA | WR | | | | | | 10 | 10 | 0 | 1 |
| Staley, Joe | LT | LT | LT | LT | LT | LT | LT | LT | LT | LT | LT | | | | | | 11 | 11 | 0 | 0 |
| Streater, Rod | P | P | P | P | P | P | P | P | P | P | P | | | | | | 11 | 0 | 0 | 0 |
| Sunseri, Vinnie | NR | NR | NR | NR | NR | NR | NR | PS | PS | PS | P | | | | | | 1 | 0 | 0 | 0 |
| Tartt, Jaquiski | P | P | P | P | P | IA | P | P | P | P | FS | | | | | | 10 | 1 | 0 | 1 |
| Taylor, Kelvin | PS | PS | PS | PS | PS | PS | PS | PS | PS | PS | PS | | | | | | 0 | 0 | 0 | 0 |
| Theus, John | IA | IA | IA | IA | IA | IA | IA | IA | IA | IA | IA | | | | | | 0 | 0 | 0 | 11 |
| Tiller, Andrew | RG | RG | RG | RG | RG | P | P | P | P | P | P | | | | | | 11 | 5 | 0 | 0 |
| Ward, Jimmie | RCB | RCB | RCB | IA | IA | IA | P | RCB | RCB | RCB | RCB | | | | | | 8 | 7 | 0 | 3 |
| Wilhoite, Michael | P | P | P | ILB | ILB | ILB | P | P | P | P | P | | | | | | 11 | 3 | 0 | 0 |
| Williams, Ian# | NFI | NFI | NFI | NFI | NFI | NFI | NFI | NR | NR | NR | NR | | | | | | 0 | 0 | 0 | 0 |

Position = Starter, P = Played, DNP = Did Not Play, IA = Inactive, IR = Injured Reserve, PUP = Physically Unable to Perform, PS = Practice Squad, PS-INJ = Practice Squad Injured, NFI = Non-Football Injury, SUS = Suspended, EXP = Roster Exemption, BYE - Week 8, NR = Not on Roster.

2016 SAN FRANCISCO 49ERS GAME-BY-GAME STARTERS

OFFENSE

| Opp | WR | LT | LG | C | RG | RT | TE | WR | WR | RB | QB | Other |
|--------|--------|--------|---------|---------|---------|----------|----------|-----------|--------|----------|------------|----------------|
| LA | Kerley | Staley | Beadles | Kilgore | Tiller | T. Brown | McDonald | T. Smith | Patton | Hyde | Gabbert | |
| at CAR | Kerley | Staley | Beadles | Kilgore | Tiller | T. Brown | McDonald | T. Smith | Patton | Hyde | Gabbert | |
| at SEA | Kerley | Staley | Beadles | Kilgore | Tiller | T. Brown | McDonald | T. Smith | Patton | Hyde | Gabbert | |
| Dal | Kerley | Staley | Beadles | Kilgore | Tiller | T. Brown | | T. Smith | Patton | Hyde | Gabbert | Burbridge (WR) |
| ARZ | Kerley | Staley | Beadles | Kilgore | Tiller | T. Brown | Celek | T. Smith | Patton | Hyde | Gabbert | |
| at BUF | Kerley | Staley | Beadles | Kilgore | Garnett | T. Brown | McDonald | T. Smith | Patton | Hyde | Kaepernick | |
| TB | | Staley | Beadles | Kilgore | Garnett | T. Brown | McDonald | T. Smith | Patton | M. Davis | Kaepernick | Celek (TE) |
| NO | Kerley | Staley | Beadles | Kilgore | Garnett | T. Brown | McDonald | T. Smith | Patton | Harris | Kaepernick | |
| at ARZ | Kerley | Staley | Beadles | Kilgore | Garnett | T. Brown | McDonald | T. Smith | Patton | Hyde | Kaepernick | |
| NE | Kerley | Staley | Beadles | Kilgore | Garnett | T. Brown | McDonald | Burbridge | Patton | Hyde | Kaepernick | |
| at MIA | Kerley | Staley | Beadles | Kilgore | Garnett | T. Brown | McDonald | T. Smith | Patton | Hyde | Kaepernick | |
| at CHI | Kerley | Staley | Beadles | Kilgore | Garnett | T. Brown | McDonald | T. Smith | Patton | Hyde | Kaepernick | |
| NYJ | | | | | | | | | | | | |
| at ATL | | | | | | | | | | | | |
| at LA | | | | | | | | | | | | |
| SEA | | | | | | | | | | | | |

DEFENSE

| Opp | LDT | NT | RDT | OLB | ILB | ILB | OLB | LCB | RCB | SS | FS | Other |
|--------|----------|---------|----------|--------|---------|----------|--------|-------|-------------|--------|-------|-------|
| LA | Buckner | Purcell | Dial | Brooks | Bowman | Hodges | Harold | Brock | Ward | Bethea | Reid | |
| at CAR | Buckner | Purcell | Dial | Brooks | Bowman | Hodges | Harold | Brock | Ward | Bethea | Reid | |
| at SEA | Buckner | Purcell | Dial | Brooks | Bowman | Hodges | Harold | Brock | Ward | Bethea | Reid | |
| Dal | Buckner | Purcell | Dial | Brooks | Bowman | Wilhoite | Harold | Brock | R. Robinson | Bethea | Reid | |
| ARZ | Armstead | Purcell | Dial | Brooks | Bellore | Wilhoite | Lynch | Brock | R. Robinson | Bethea | Reid | |
| at BUF | Armstead | Buckner | Dial | Brooks | Bellore | Wilhoite | Lynch | Brock | R. Robinson | Bethea | Reid | |
| TB | Armstead | Buckner | Dial | Brooks | Bellore | Hodges | Lynch | Brock | R. Robinson | Bethea | Reid | |
| NO | Armstead | Buckner | Dial | Brooks | Bellore | Hodges | Harold | Brock | Ward | Bethea | Reid | |
| at ARZ | Buckner | Dorsey | Dial | Brooks | Bellore | Hodges | Harold | Brock | Ward | Bethea | Reid | |
| NE | Buckner | Dorsey | Dial | Brooks | Bellore | Hodges | Harold | Brock | Ward | Bethea | Reid | |
| at MIA | Buckner | Dorsey | C. Jones | Brooks | Bellore | Hodges | Harold | Brock | Ward | Bethea | Tartt | |
| at CHI | Buckner | Dorsey | C. Jones | Brooks | Bellore | Hodges | Harold | Brock | Ward | Bethea | Tartt | |
| NYJ | | | | | | | | | | | | |
| at ATL | | | | | | | | | | | | |
| at LA | | | | | | | | | | | | |
| SEA | | | | | | | | | | | | |

INACTIVES

| Opp | Inactives |
|--------|---|
| LA | Ponder/Reaser/C. Davis/Garnett/Theus/Dorsey/Hart |
| at CAR | Ponder/Cromartie/Harris/Jerod-Eddie/Theus/A. Davis/Hart |
| at SEA | Ponder/Cromartie/Harris/Jerod-Eddie/Theus/A. Davis/Hart |
| Dal | Ponder/K. Martin/Ward/Jerod-Eddie/Theus/McDonald/Hart |
| ARZ | Ponder/K. Martin/Ward/Theus/McDonald/Dorsey/Buckner |
| at BUF | Ponder/Ward/Tartt/Jerod-Eddie/Theus/Bell/Hart |
| TB | Ponder/K. Martin/Cromartie/Hyde/Theus/Hamm/Dorsey |
| NO | Ponder/K. Martin/Hyde/R. Robinson/Lynch/Purcell/Theus |
| at ARZ | Ponder/M. Davis/R. Robinson/Lynch/Theus/Hamm/C. Jones |
| NE | Ponder/M. Davis/Lynch/Theus/T. Smith/Hamm/C. Jones |
| at MIA | Ponder/Cromartie/M. Davis/Lynch/Theus/Hamm/Dial |
| at CHI | Ponder/Cromartie/M. Davis/Lynch/Jerod-Eddie/Theus/Hamm |
| NYJ | |
| at ATL | |
| at LA | |
| SEA | |

2016 SAN FRANCISCO 49ERS TRANSACTIONS

- 1-7 Signed K Corey Acosta, WR DiAndre Campbell, OL Colin Kelly, DT Kaleb Ramsey, LB Marcus Rush and DT Garrison Smith to Reserve/Future contracts.
- 1-14 Announced Chip Kelly head coach of the San Francisco 49ers.
- 1-21 Signed WR Eric Rogers to a two-year deal.
- 1-27 Announced coaching staff: Curtis Modkins (offensive coordinator); Jim O'Neil (defensive coordinator); Derius Swinton II (special teams coordinator); Jerry Azzinaro (defensive line); Bob Bicknell (wide receivers); Michael Clay (assistant special teams); Ryan Day (quarterbacks); Pay Flaherty (offensive line); Jeff Hafley (defensive backs); Mick Lombardi (offensive quality control); Hardy Nickerson (inside linebackers); Jeff Nixon (tight ends); Tom Rathman (running backs); Jason Tarver (outside linebackers); Eric Wolford (assistant offensive line).
- 2-1 Named Roy Anderson Assistant Defensive Backs coach.
- 2-22 Waived TE Brian Leonhardt
- 2-23 Signed TE Garrett Celek to a four-year contract extension through the 2019 season.
- 2-24 Signed DT Quinton Dial to a three-year contract extension through the 2019 season.
- 3-2 Re-signed RB Shaun Draughn to a one-year contract.
- 3-8 Signed LB Ray-Ray Armstrong to a one-year extension through the 2016 season.
- 3-10 Signed QB Thad Lewis to a one-year deal.
- 3-14 Signed K Phil Dawson to a one-year deal.
- 3-18 Announced the hiring of five additional staff members: Dana Bible, senior analyst; Joe Bowden, inside linebackers; Tem Lukabu, defensive quality control; Kevin O'Connell, special projects; Vince Oghobaase, assistant defensive line.
- 3-22 Signed G Zane Beadles to a three-year deal.
- 3-23 Re-signed NT Ian Williams to a one-year deal.
- 4-4 Re-signed DT Tony Jerod-Eddie to a one-year deal.
- 4-28 Selected DL DeForest Buckner in the 1st round (7th overall) and G Joshua Garnett (26th overall) in the 2016 NFL Draft.
- 4-29 Selected CB Will Redmond in the 3rd round (68th overall) in the 2016 NFL Draft.
- 4-30 Selected CB Rashard Robinson in the 4th round (133rd overall), DL Ronald Blair in the 5th round (142nd overall), OL John Theus in the 5th round (145th overall), OL Fahn Cooper in the 5th round (174th overall), QB Jeff Driskel in the 6th round (207th overall), RB Kelvin Taylor in the 6th round (211th overall), WR Aaron Burbridge in the 6th round (213th overall), and CB Prince Charles Iworah in the 7th round (249th overall) in the 2016 NFL Draft.
- 5-4 Re-signed LB Michael Wilhoite to a one-year deal.
- 5-5 The 49ers waived K Corey Acosta, OL Jordan Devey, RB Kendall Gaskins and QB Dylan Thompson.
Signed the following Undrafted Free Agents to three-year deals: LB Kevin Anderson, DL Alex Balducci, DB Jered Bell, WR Devon Cajuste, DL Demetrius Cherry, DL Jason Fanaika, DL Lenny Jones, DL Darren Lake, K John Lunsford, OL Blake Muir, OL Norman Price, WR Bryce Treggs.
Signed the following 2016 Draft Picks to four-year deals: DL Ronald Blair, DL DeForest Buckner, WR Aaron Burbridge, OL Fahn Cooper, QB Jeff Driskel, CB Prince Charles Iworah, CB Rashard Robinson, RB Kelvin Taylor and OL John Theus.
- 5-12 Signed LB Wynton McManis to a three-year deal and waived LB Kevin Anderson.
- 5-15 RB Jarryd Hayne announced his retirement from the National Football League.
- 6-20 Signed RB Kendall Gaskins to a two-year deal.
- 7-28 DT Kaleb Ramsey announced his retirement from the National Football League.
- 7-29 Signed DL B.J. McBryde to a two-year deal.
- 7-30 T Anthony Davis was reinstated by the National Football League from the Reserve/Retired List and placed NT Ian Williams on the Reserve/Non-Football Injury List.
- 7-31 S Jaquiski Tartt has been placed on the Active/Non-Football Injury List.
- 8-4 Claim DB Cleveland Wallace off waivers from the Houston Texans and released LB Lenny Jones.
- 8-6 Activated S Jaquiski Tartt from the Active/Non-Football Injury List.
- 8-16 Signed QB Christian Ponder to a one-year deal and placed QB Thad Lewis on the Injured Reserve List.
- 8-23 Signed WR Ryan Whalen to a one-year deal and waived/injured S Jered Bell.
- 8-27 Traded CB Kenneth Acker to the Kansas City Chiefs for an undisclosed draft choice.
Released the following nine players: WR DiAndre Campbell, RB Kendall Gaskins, DL Darren Lake, K John Lunsford, LB Wynton McManis, OL Blake Muir, OL Ian Silberman, WR Jerome Simpson and CB Cleveland Wallace. Additionally, placed WR Eric Rogers on the Injured Reserve List.
- 8-28 Released TE Busta Anderson and G/T Erik Pears.
- 8-29 Traded G Brandon Thomas to the Detroit Lions for WR Jeremy Kerley.
- 8-30 Placed WR Bruce Ellington on the Injured Reserve List and waived LB Jason Fanaika.
- 9-3 The 49ers waived/injured WR DeAndre Smelter and placed LB Aaron Lynch on the Reserve/Suspended List.
Acquired WR Rod Streater and an undisclosed draft pick from the Kansas City Chiefs in exchange for an undisclosed draft pick. San Francisco also traded S L.J. McCray to the Seattle Seahawks for an undisclosed draft pick.
Released the following players: WR Dres Anderson, OL Alex Balducci, WR Devon Cajuste, DL Demetrius Cherry, OL Fahn Cooper, QB Jeff Driskel, TE Je'Ron Hamm, RB DuJuan Harris, CB Prince Charles Iworah, OL Colin Kelly, LB Corey Lemonier, DL B.J. McBryde, OL Norman Price, LB Marcus Rush, LB Shayne Skov, NT Garrison Smith, RB Kelvin Taylor, WR Bryce Treggs, WR Ryan Whalen, WR DeAndrew White.
- 9-4 Signed the following nine players to the team's practice squad: WR Dres Anderson; OL Alex Balducci, OL Fahn Cooper, TE Je'Ron Hamm, CB Prince Charles Iworah, OL Norman Price, LB Marcus Rush, LB Shayne Skov, RB Kelvin Taylor.
- 9-5 Signed RB DuJuan Harris to a one-year contract and placed CB Will Redmond on the Injured Reserve List.
Released Bruce Miller.
Signed WR Chris Harper to the team's practice squad.
Claimed DT Taylor Hart off waivers from the Philadelphia Eagles and waived S L.J. McCray.
- 9-6 Signed LB Tank Carradine to a one-year contract extension through the 2017 season.
- 9-12 Promoted WR Chris Harper to the active roster from the team's practice squad and released RB DuJuan Harris.
- 9-13 Re-signed RB DuJuan Harris and waived WR Chris Harper.
- 9-15 Signed WR Chris Harper to the team's practice squad.
- 9-21 Placed LB Ray-Ray Armstrong on the Injured Reserve List and promoted LB Shayne Skov to the active roster from the team's practice squad. Signed LB Curtis Grant to the team's practice squad.
- 9-26 Anthony Davis informed the team that he has retired from the National Football League.
- 9-27 Signed WR Keshawn Martin to a two-year deal.
- 10-3 Signed RB DuJuan Harris to the team's practice squad.
- 10-6 Placed LB NaVorro Bowman on the Injured Reserve List and elevated LB Aaron Lynch from the roster exemption.
- 10-10 Signed CB JaCorey Shepherd to a two-year deal and placed CB Chris Davis on the Injured Reserve List.
- 10-18 Signed WR DeAndre Smelter to the team's practice squad and released WR Dres Anderson.
- 10-22 Promoted RB DuJuan Harris to the active roster from the team's practice squad and waived DT Taylor Hart.

2016 SAN FRANCISCO 49ERS TRANSACTIONS

- | | | | |
|-------|--|-------|--|
| 11-1 | Signed S Vinnie Sunseri to the team's practice squad. | 11-22 | Placed S Eric Reid on the Injured Reserve List and promoted S Vinnie Sunseri to the active roster from the team's practice squad. Also signed S Marcus Ball to the practice squad. |
| 11-8 | Promoted WR Chris Harper to the active roster from the team's practice squad and released WR Keshawn Martin. The team also signed WR Mose Frazier to the practice squad. | 11-28 | Signed RB Raheem Mostert to the team's practice squad and released RB Kelvin Taylor. |
| | Claimed DT Chris Jones off waivers from the Miami Dolphins and placed DL Arik Armstead on the Injured Reserve List. | 11-29 | Placed LB Shayne Skov on the Injured Reserve List and promoted S Marcus Ball to the active roster from the team's practice squad. Also signed LB Wynton McManis to the practice squad. |
| 11-15 | Signed OL Colin Kelly to the team's practice squad and placed OL Fahn Cooper on the Practice Squad Injured List. | | |

2016 SAN FRANCISCO 49ERS REGULAR SEASON STATISTICS

| Date | W/L | Score | Opponent | Attendance | Rushing | No | Yds | Avg | Long | TD |
|-------|-----|-------|----------------|------------|------------------|------------|--------------|------------|-------------|-----------|
| 9/12 | W | 28-0 | Los Angeles | 70,178 | C. Hyde | 174 | 686 | 3.9 | 34 | 6 |
| 9/18 | L | 27-46 | at Carolina | 74,143 | C. Kaepernick | 52 | 393 | 7.6 | 30 | 1 |
| 9/25 | L | 18-37 | at Seattle | 69,010 | B. Gabbert | 40 | 173 | 4.3 | 24 | 2 |
| 10/2 | L | 17-24 | Dallas | 70,178 | D. Harris | 34 | 139 | 4.1 | 19 | 0 |
| 10/6 | L | 21-33 | Arizona | 70,178 | S. Draughn | 32 | 91 | 2.8 | 18 | 1 |
| 10/16 | L | 16-45 | at Buffalo | 70,003 | M. Davis | 19 | 50 | 2.6 | 8 | 1 |
| 10/23 | L | 17-34 | Tampa Bay | 70,178 | 49ers | 351 | 1,532 | 4.4 | 34 | 11 |
| 11/6 | L | 23-41 | New Orleans | 70,178 | Opponents | 413 | 2,032 | 4.9 | 75t | 17 |
| 11/13 | L | 20-23 | at Arizona | 65,127 | Receiving | No | Yds | Avg | Long | TD |
| 11/20 | L | 17-30 | New England | 70,178 | J. Kerley | 43 | 466 | 10.8 | 33t | 3 |
| 11/27 | L | 24-31 | at Miami | 65,856 | Q. Patton | 31 | 374 | 12.1 | 45 | 0 |
| 12/4 | L | 6-26 | at Chicago | 59,782 | V. McDonald | 24 | 391 | 16.3 | 75t | 4 |
| 12/11 | | | New York Jets | | C. Hyde | 22 | 126 | 5.7 | 13 | 1 |
| 12/18 | | | at Atlanta | | G. Celek | 21 | 275 | 13.1 | 31 | 1 |
| 12/24 | | | at Los Angeles | | T. Smith | 20 | 267 | 13.4 | 53t | 3 |
| 1/1 | | | Seattle | | S. Draughn | 18 | 152 | 8.4 | 26 | 2 |

| Team Statistics | 49ers | Opponents |
|--------------------------|----------------|----------------|
| Total First Downs | 220 | 274 |
| Rushing | 87 | 106 |
| Passing | 118 | 141 |
| Penalty | 15 | 27 |
| 3rd Down: Made/Att | 62/170 | 82/174 |
| 3rd Down Pct. | 36.5% | 47.1% |
| 4th Down: Made/Att | 7/14 | 2/4 |
| 4th Down Pct. | 50.0% | 50.0% |
| Possession Avg. | 26:44 | 33:16 |
| Total Net Yards | 3,718 | 4,995 |
| Avg. Per Game | 309.8 | 416.3 |
| Total Plays | 758 | 833 |
| Avg. Per Play | 4.9 | 6.0 |
| Net Yards Rushing | 1,532 | 2,032 |
| Avg. Per Game | 127.7 | 169.3 |
| Total Rushes | 351 | 413 |
| Net Yards Passing | 2,186 | 2,963 |
| Avg. Per Game | 182.2 | 246.9 |
| Sacked/Yards Lost | 34/183 | 20/101 |
| Gross Yards | 2,369 | 3,064 |
| Attempts/Completions | 373/207 | 400/247 |
| Completion Pct. | 55.5% | 61.8% |
| Had Intercepted | 9 | 7 |
| Punts/Average | 72/44.2 | 58/44.4 |
| Net Punting Avg. | 39.4 | 39.3 |
| Penalties/Yards | 77/661 | 71/633 |
| Fumbles/Ball Lost | 23/11 | 18/9 |
| Touchdowns | 26 | 44 |
| Rushing | 11 | 17 |
| Passing | 15 | 26 |
| Returns | 0 | 1 |

| Score By Periods | Q1 | Q2 | Q3 | Q4 | OT | Pts |
|------------------|----|-----|----|-----|----|-----|
| 49ers | 47 | 81 | 23 | 83 | 0 | 234 |
| Opponents | 55 | 126 | 82 | 107 | 0 | 370 |

| Scoring | TD | Ru | Pa | Rt | PAT | FG | 2Pt | Pts |
|------------------|-----------|-----------|-----------|----------|--------------|--------------|----------|------------|
| P. Dawson | 0 | 0 | 0 | 0 | 25/25 | 17/18 | 0 | 76 |
| C. Hyde | 7 | 6 | 1 | 0 | 0/0 | 0/0 | 1 | 44 |
| V. McDonald | 4 | 0 | 4 | 0 | 0/0 | 0/0 | 0 | 24 |
| T. Smith | 3 | 0 | 3 | 0 | 0/0 | 0/0 | 0 | 18 |
| J. Kerley | 3 | 0 | 3 | 0 | 0/0 | 0/0 | 0 | 18 |
| S. Draughn | 3 | 1 | 2 | 0 | 0/0 | 0/0 | 0 | 18 |
| B. Gabbert | 2 | 2 | 0 | 0 | 0/0 | 0/0 | 0 | 12 |
| C. Kaepernick | 1 | 1 | 0 | 0 | 0/0 | 0/0 | 0 | 6 |
| M. Davis | 1 | 1 | 0 | 0 | 0/0 | 0/0 | 0 | 6 |
| D. Harris | 1 | 0 | 1 | 0 | 0/0 | 0/0 | 0 | 6 |
| G. Celek | 1 | 0 | 1 | 0 | 0/0 | 0/0 | 0 | 6 |
| 49ers | 26 | 11 | 15 | 0 | 25/25 | 17/18 | 1 | 234 |
| Opponents | 44 | 17 | 26 | 1 | 42/44 | 20/23 | 0 | 370 |

Sacks: 49ers: A. Brooks 5.0, D. Buckner 3.0, A. Armstead 2.5, G. Hodges 2.0, R. Blair 1.5, N. Bellore 1.0, N. Bowman 1.0, G. Dorsey 1.0, E. Harold 1.0, A. Lynch 1.0, C. Davis 0.5, M. Wilhoite 0.5 **Total: 20.0, Opponents: 34.0**

2-Pt. Conversions: 49ers 1/1, Opponents 0/0

| Rushing | No | Yds | Avg | Long | TD |
|------------------|------------|--------------|-------------|------------|-----------|
| C. Hyde | 174 | 686 | 3.9 | 34 | 6 |
| C. Kaepernick | 52 | 393 | 7.6 | 30 | 1 |
| B. Gabbert | 40 | 173 | 4.3 | 24 | 2 |
| D. Harris | 34 | 139 | 4.1 | 19 | 0 |
| S. Draughn | 32 | 91 | 2.8 | 18 | 1 |
| M. Davis | 19 | 50 | 2.6 | 8 | 1 |
| 49ers | 351 | 1,532 | 4.4 | 34 | 11 |
| Opponents | 413 | 2,032 | 4.9 | 75t | 17 |
| Receiving | No | Yds | Avg | Long | TD |
| J. Kerley | 43 | 466 | 10.8 | 33t | 3 |
| Q. Patton | 31 | 374 | 12.1 | 45 | 0 |
| V. McDonald | 24 | 391 | 16.3 | 75t | 4 |
| C. Hyde | 22 | 126 | 5.7 | 13 | 1 |
| G. Celek | 21 | 275 | 13.1 | 31 | 1 |
| T. Smith | 20 | 267 | 13.4 | 53t | 3 |
| S. Draughn | 18 | 152 | 8.4 | 26 | 2 |
| R. Streater | 8 | 105 | 13.1 | 25 | 0 |
| D. Harris | 7 | 101 | 14.4 | 47t | 1 |
| C. Harper | 5 | 73 | 14.6 | 19 | 0 |
| M. Davis | 3 | 25 | 8.3 | 10 | 0 |
| A. Burbridge | 2 | 20 | 10.0 | 15 | 0 |
| B. Bell | 2 | 10 | 5.0 | 6 | 0 |
| B. Gabbert | 1 | -16 | -16.0 | -16 | 0 |
| 49ers | 207 | 2,369 | 11.4 | 75t | 15 |
| Opponents | 247 | 3,064 | 12.4 | 78t | 26 |
| Interceptions | No | Yds | Avg | Long | TD |
| G. Hodges | 2 | 27 | 13.5 | 21 | 0 |
| E. Reid | 1 | 13 | 13.0 | 13 | 0 |
| R. Armstrong | 1 | 5 | 5.0 | 5 | 0 |
| N. Bellore | 1 | 4 | 4.0 | 4 | 0 |
| A. Bethea | 1 | 0 | 0.0 | 0 | 0 |
| N. Bowman | 1 | 0 | 0.0 | 0 | 0 |
| 49ers | 7 | 49 | 7.0 | 21 | 0 |
| Opponents | 9 | 105 | 11.7 | 29 | 0 |

| Punting | No | Yds | Avg | Net | TB | In | Lg | B |
|------------------|-----------|--------------|-------------|-------------|----------|-----------|-----------|----------|
| B. Pinion | 72 | 3,184 | 44.2 | 39.4 | 3 | 19 | 65 | 0 |
| 49ers | 72 | 3,184 | 44.2 | 39.4 | 3 | 19 | 65 | 0 |
| Opponents | 58 | 2,573 | 44.4 | 39.3 | 7 | 23 | 63 | 0 |

| Punt Returns | Ret | FC | Yds | Avg | Long | TD |
|------------------|-----------|-----------|------------|------------|-----------|----------|
| J. Kerley | 16 | 24 | 131 | 8.2 | 26 | 0 |
| D. Johnson | 1 | 0 | 25 | 25.0 | 25 | 0 |
| A. Burbridge | 1 | 0 | 0 | 0.0 | 0 | 0 |
| 49ers | 18 | 24 | 156 | 8.7 | 26 | 0 |
| Opponents | 31 | 29 | 285 | 9.2 | 62 | 0 |

| Kickoff Returns | No | Yds | Avg | Long | TD |
|------------------|-----------|------------|-------------|-----------|----------|
| J. Shepherd | 11 | 240 | 21.8 | 36 | 0 |
| C. Davis | 6 | 129 | 21.5 | 26 | 0 |
| K. Martin | 2 | 37 | 18.5 | 20 | 0 |
| M. Davis | 2 | 18 | 9.0 | 12 | 0 |
| J. Kerley | 1 | 20 | 20.0 | 20 | 0 |
| D. Harris | 1 | 18 | 18.0 | 18 | 0 |
| T. Smith | 1 | 13 | 13.0 | 13 | 0 |
| Q. Patton | 1 | 11 | 11.0 | 11 | 0 |
| 49ers | 25 | 486 | 19.4 | 36 | 0 |
| Opponents | 35 | 648 | 18.5 | 78 | 0 |

| Field Goals | 1-19 | 20-29 | 30-39 | 40-49 | 50+ |
|------------------|------------|------------|--------------|------------|------------|
| P. Dawson | 0/0 | 4/4 | 6/6 | 6/6 | 1/2 |
| 49ers | 0/0 | 4/4 | 6/6 | 6/6 | 1/2 |
| Opponents | 1/1 | 4/4 | 10/10 | 5/6 | 0/2 |

Dawson: () (29G, 39G) (22G, 53N) (36G) () (33G, 48G, 47G) (28G) (49G, 48G, 46G) (49G, 53G) (33G) (36G) (31G, 28G)

Opponents: () (39G, 31G, 49G, 41G) (33G, 33G, 22G) (47N, 22G) (36G) (40G) (38G, 37G, 50N) (26G, 55N, 41G) (39G, 19G, 34G) (38G) (24G) (45G)

Fumbles Lost: C. Kaepernick 2, A. Burbridge 1, G. Celek 1, C. Davis 1, M. Davis 1, S. Draughn 1, D. Harris 1, C. Hyde 1, J. Kerley 1, K. Martin 1 **Total: 11**

Opponent Fumble Recoveries: D. Buckner 2, R. Armstrong 1, N. Bellore 1, A. Bethea 1, S. Draughn 1, E. Harold 1, G. Hodges 1, J. Ward 1 **Total: 9**

| Passing | Att | Cmp | Yds | Cmp% | Yds/Att | TD | TD% | Int | Int% | Long | Sack/Lost | Rating |
|------------------|------------|------------|--------------|--------------|------------|-----------|-------------|----------|-------------|------------|---------------|-------------|
| C. Kaepernick | 213 | 116 | 1,444 | 54.5% | 6.8 | 10 | 4.7% | 3 | 1.4% | 65t | 23/135 | 85.5 |
| B. Gabbert | 160 | 91 | 925 | 56.9% | 5.8 | 5 | 3.1% | 6 | 3.8% | 75t | 11/48 | 68.4 |
| 49ers | 373 | 207 | 2,369 | 55.5% | 6.4 | 15 | 4.0% | 9 | 2.4% | 75t | 34/183 | 78.1 |
| Opponents | 400 | 247 | 3,064 | 61.8% | 7.7 | 26 | 6.5% | 7 | 1.8% | 78t | 20/101 | 99.8 |

2016 DEFENSIVE & SPECIAL TEAMS STATISTICS

DEFENSIVE STATISTICS

| PLAYER | TACKLES | | | For Loss | Quarterback | | | | |
|----------------|------------|------------|------------|-----------|-------------|----------|-----------|----------|----------|
| | Total | Solo | Ast | | Sacks | INT | PD | FF | FR |
| A. Bethea | 104 | 73 | 31 | 2 | 0.0 | 1 | 3 | 1 | 1 |
| E. Reid | 81 | 55 | 26 | 0 | 0.0 | 1 | 5 | 1 | 0 |
| N. Bellore | 74 | 56 | 18 | 3 | 1.0 | 1 | 5 | 0 | 1 |
| D. Buckner | 70 | 46 | 24 | 7 | 3.0 | 0 | 0 | 0 | 2 |
| G. Hodges | 65 | 47 | 18 | 2 | 2.0 | 2 | 2 | 1 | 1 |
| A. Brooks | 54 | 34 | 20 | 10 | 5.0 | 0 | 3 | 0 | 0 |
| T. Brock | 53 | 42 | 11 | 4 | 0.0 | 0 | 12 | 1 | 0 |
| J. Ward | 50 | 38 | 12 | 1 | 0.0 | 0 | 9 | 0 | 0 |
| E. Harold | 41 | 22 | 19 | 4 | 1.0 | 0 | 0 | 1 | 1 |
| M. Wilhoite | 39 | 27 | 12 | 0.5 | 0.5 | 0 | 2 | 0 | 0 |
| N. Bowman | 37 | 27 | 10 | 6 | 1.0 | 1 | 2 | 1 | 0 |
| Q. Dial | 37 | 27 | 10 | 3 | 0.0 | 0 | 2 | 0 | 0 |
| G. Dorsey | 29 | 20 | 9 | 2 | 1.0 | 0 | 0 | 0 | 0 |
| J. Tartt | 28 | 16 | 12 | 2 | 0.0 | 0 | 2 | 0 | 0 |
| T. Carradine | 27 | 12 | 15 | 1 | 0.0 | 0 | 0 | 0 | 0 |
| M. Purcell | 24 | 16 | 8 | 2 | 0.0 | 0 | 0 | 1 | 0 |
| R. Robinson | 24 | 21 | 3 | 0 | 0.0 | 0 | 6 | 0 | 0 |
| A. Armstead | 21 | 11 | 10 | 4.5 | 2.5 | 0 | 0 | 1 | 0 |
| K. Reaser | 20 | 14 | 6 | 1 | 0.0 | 0 | 5 | 1 | 0 |
| R. Blair | 12 | 11 | 1 | 2.5 | 1.5 | 0 | 0 | 0 | 0 |
| R. Armstrong | 9 | 7 | 2 | 1 | 0.0 | 1 | 2 | 0 | 1 |
| T. Jerod-Eddie | 7 | 4 | 3 | 0 | 0.0 | 0 | 0 | 0 | 0 |
| C. Jones | 6 | 4 | 2 | 0 | 0.0 | 0 | 0 | 0 | 0 |
| A. Lynch | 5 | 4 | 1 | 2 | 1.0 | 0 | 0 | 0 | 0 |
| D. Johnson | 4 | 3 | 1 | 0 | 0.0 | 0 | 1 | 0 | 0 |
| C. Davis | 2 | 0 | 2 | 0.5 | 0.5 | 0 | 0 | 0 | 0 |
| T. Hart | 2 | 2 | 0 | 0 | 0.0 | 0 | 0 | 0 | 0 |
| S. Skov | 2 | 0 | 2 | 0 | 0.0 | 0 | 0 | 0 | 0 |
| TOTALS | 927 | 639 | 288 | 61 | 20 | 7 | 61 | 9 | 7 |

SACKS (20.0)

A. Brooks (5.0) – 1.0 vs. LA, 1.0 at Sea., 0.5 vs. TB, 1.0 vs. NE, 0.5 at Mia., 1.0 at Chi.
D. Buckner (3.0) – 2.0 at Buf., 1.0 at Arz.
A. Armstead (2.5) – 1.0 vs. LA, 1.0 at Buf., 0.5 vs. TB
G. Hodges (2.0) – 1.0 at Car., 1.0 vs. NO
R. Blair (1.5) – 0.5 vs. Dal., 1.0 at Mia.
N. Bellore (1.0) – 0.5 vs. Arz., 0.5 at Mia.
N. Bowman (1.0) – 1.0 vs. Dal.
G. Dorsey (1.0) – 1.0 at Sea.
E. Harold (1.0) – 1.0 at Arz.
A. Lynch (1.0) – 1.0 vs TB
C. Davis (0.5) – 0.5 vs. Dal.
M. Wilhoite (0.5) – 0.5 vs. Arz.

INTERCEPTIONS (7)

G. Hodges (2) – 1–21 vs. TB, 1–6 at Arz.
R. Armstrong (1) – 1–5 vs. LA
N. Bellore (1) – 1–4 at Sea.
A. Bethea (1) – 1–0 at Car.
N. Bowman (1) – 1–0 vs. LA
E. Reid (1) – 1–13 at Arz.

SINGLE-GAME BESTS

Tackles: 14 by Nick Bellore at Chi.
Tackles For Loss: 2.5 by Ahmad Brooks at Mia.
Sacks: 2.0 by DeForest Buckner at Buf.
Passes Defensed: 4 by Jimmie Ward at Arz.
Interceptions: 1, five times, last by Gerald Hodges & Eric Reid at Arz.
Forced Fumbles: 1, five times, last by Eli Harold & Keith Reaser at Arz.
Fumble Recoveries: 1, four times, last by Antoine Bethea & DeForest Buckner at Arz.
Special Teams Tackles: 3, three times, last by Aaron Burbridge at Mia.

SPECIAL TEAMS

| PLAYER | Tot | Solo | Ast | FF | FR |
|---------------|-----------|-----------|-----------|----------|----------|
| A. Burbridge | 15 | 10 | 5 | 0 | 0 |
| J. Tartt | 10 | 9 | 1 | 0 | 0 |
| S. Skov | 8 | 6 | 2 | 0 | 0 |
| M. Wilhoite | 8 | 5 | 3 | 0 | 0 |
| B. Bell | 7 | 3 | 4 | 0 | 0 |
| S. Draughn | 6 | 3 | 3 | 0 | 1 |
| R. Streater | 6 | 3 | 3 | 0 | 0 |
| N. Bellore | 5 | 4 | 1 | 1 | 0 |
| K. Nelson | 5 | 3 | 2 | 0 | 0 |
| D. Johnson | 4 | 2 | 2 | 0 | 0 |
| M. Cromartie | 4 | 1 | 3 | 0 | 0 |
| G. Hodges | 3 | 2 | 1 | 0 | 0 |
| K. Reaser | 3 | 2 | 1 | 0 | 0 |
| V. McDonald | 1 | 0 | 1 | 0 | 0 |
| J. Hamm | 1 | 1 | 0 | 0 | 0 |
| G. Celek | 1 | 0 | 1 | 0 | 0 |
| J. Shepherd | 1 | 1 | 0 | 0 | 0 |
| J. Ward | 1 | 1 | 0 | 1 | 1 |
| M. Ball | 1 | 1 | 0 | 0 | 0 |
| TOTALS | 90 | 57 | 33 | 2 | 2 |

BLOCKED PATS (1)

A. Brooks (1) – blocked G. Gano's PAT at Car.

2016 49ERS OFFENSIVE GAME-BY-GAME TEAM STATISTICS

| | LA | @Car | @Sea | Dal | Arz | @Buf | TB | NO | @Arz | NE | @Mia | @Chi | NYJ | @Atl | @LA | Sea | Totals |
|---------------------------|-------|-------|-------|-------|-------|-------|-------|-------|-------|-------|-------|-------|-----|------|-----|-----|--------------|
| First Downs | | | | | | | | | | | | | | | | | |
| Total | 28 | 16 | 12 | 14 | 25 | 16 | 20 | 19 | 15 | 20 | 25 | 10 | | | | | 220 |
| Rushing | 11 | 3 | 6 | 6 | 10 | 8 | 11 | 4 | 4 | 8 | 9 | 7 | | | | | 87 |
| Passing | 10 | 13 | 6 | 8 | 12 | 7 | 8 | 15 | 11 | 11 | 15 | 2 | | | | | 118 |
| Penalty | 7 | 0 | 0 | 0 | 3 | 1 | 1 | 0 | 0 | 1 | 1 | 1 | | | | | 15 |
| Third Down | | | | | | | | | | | | | | | | | |
| Conversions | 8 | 4 | 4 | 8 | 4 | 3 | 6 | 2 | 7 | 5 | 7 | 4 | | | | | 62 |
| Attempts | 17 | 14 | 15 | 14 | 14 | 13 | 15 | 9 | 17 | 14 | 14 | 14 | | | | | 170 |
| Percentage | 47.1 | 28.6 | 26.7 | 57.1 | 28.6 | 23.1 | 40.0 | 22.2 | 41.2 | 35.7 | 50.0 | 28.6 | | | | | 36.5 |
| 4th Down | | | | | | | | | | | | | | | | | |
| Conversions | 1 | 0 | 1 | 0 | 1 | 0 | 1 | 0 | 1 | 0 | 2 | 0 | | | | | 7 |
| Attempts | 2 | 1 | 1 | 1 | 1 | 2 | 1 | 2 | 1 | 0 | 2 | 0 | | | | | 14 |
| Time of Possession | | | | | | | | | | | | | | | | | |
| 49ers | 32:10 | 24:06 | 24:03 | 23:33 | 28:16 | 24:49 | 26:11 | 21:07 | 27:42 | 30:48 | 29:28 | 28:42 | | | | | 26:44 |
| Total Net Yards | | | | | | | | | | | | | | | | | |
| Plays | 77 | 64 | 56 | 53 | 74 | 60 | 66 | 57 | 61 | 62 | 73 | 55 | | | | | 758 |
| Yards | 320 | 302 | 254 | 295 | 286 | 300 | 273 | 486 | 281 | 299 | 475 | 147 | | | | | 3,718 |
| Average | 4.2 | 4.7 | 4.5 | 5.6 | 3.9 | 5.0 | 4.1 | 8.5 | 4.6 | 4.8 | 6.5 | 2.7 | | | | | 4.9 |
| Rushing | | | | | | | | | | | | | | | | | |
| Attempts | 42 | 26 | 31 | 29 | 36 | 28 | 28 | 17 | 28 | 27 | 25 | 34 | | | | | 351 |
| Yards | 150 | 65 | 135 | 106 | 151 | 133 | 160 | 93 | 83 | 122 | 193 | 141 | | | | | 1,532 |
| Average | 3.6 | 2.5 | 4.4 | 3.7 | 4.2 | 4.8 | 5.7 | 5.5 | 3.0 | 4.5 | 7.7 | 4.1 | | | | | 4.4 |
| Passing | | | | | | | | | | | | | | | | | |
| Net | 170 | 237 | 119 | 189 | 135 | 167 | 113 | 393 | 198 | 177 | 282 | 6 | | | | | 2,186 |
| Sacks | 0 | 2 | 0 | 1 | 7 | 3 | 4 | 1 | 3 | 5 | 2 | 6 | | | | | 34 |
| Yards | 0 | 6 | 0 | 7 | 27 | 20 | 30 | 5 | 12 | 29 | 14 | 33 | | | | | 183 |
| Gross | 170 | 243 | 119 | 196 | 162 | 187 | 143 | 398 | 210 | 206 | 296 | 39 | | | | | 2,369 |
| Attempts | 35 | 36 | 25 | 23 | 31 | 29 | 34 | 39 | 30 | 30 | 46 | 15 | | | | | 373 |
| Completions | 22 | 17 | 14 | 16 | 18 | 13 | 16 | 24 | 17 | 16 | 29 | 5 | | | | | 207 |
| Percentage | 62.9 | 47.2 | 56.0 | 69.6 | 58.1 | 44.8 | 47.1 | 61.5 | 56.7 | 53.3 | 63.0 | 33.3 | | | | | 55.5 |
| Interceptions | 0 | 2 | 1 | 1 | 2 | 0 | 1 | 1 | 0 | 0 | 1 | 0 | | | | | 9 |
| Punting | | | | | | | | | | | | | | | | | |
| Number | 7 | 7 | 7 | 4 | 7 | 5 | 6 | 2 | 7 | 8 | 4 | 8 | | | | | 72 |
| Average | 45.6 | 45.4 | 45.6 | 49.0 | 49.9 | 41.8 | 42.3 | 42.5 | 43.6 | 41.6 | 47.3 | 38.5 | | | | | 44.2 |
| Net | 40.1 | 41.4 | 32.7 | 42.8 | 46.3 | 34.6 | 39.8 | 42.5 | 41.7 | 33.4 | 45.8 | 38.1 | | | | | 39.4 |
| Penalties | | | | | | | | | | | | | | | | | |
| Number | 2 | 6 | 4 | 5 | 4 | 6 | 4 | 9 | 9 | 10 | 7 | 11 | | | | | 77 |
| Yards | 10 | 50 | 35 | 32 | 34 | 52 | 31 | 78 | 100 | 68 | 65 | 106 | | | | | 661 |
| Fumbles | | | | | | | | | | | | | | | | | |
| Number | 2 | 1 | 1 | 0 | 2 | 2 | 4 | 3 | 1 | 5 | 1 | 1 | | | | | 23 |
| Lost | 1 | 1 | 0 | 0 | 1 | 1 | 2 | 3 | 1 | 0 | 1 | 0 | | | | | 11 |
| Red Zone | | | | | | | | | | | | | | | | | |
| Number | 4 | 3 | 3 | 2 | 3 | 2 | 3 | 2 | 2 | 3 | 5 | 2 | | | | | 34 |
| Touchdowns | 4 | 1 | 2 | 1 | 3 | 0 | 2 | 0 | 2 | 2 | 3 | 0 | | | | | 20 |
| Field Goals | 0 | 2 | 1 | 1 | 0 | 1 | 1 | 0 | 0 | 1 | 1 | 2 | | | | | 10 |
| Touchdowns | | | | | | | | | | | | | | | | | |
| Rushing | 3 | 1 | 2 | 1 | 2 | 0 | 1 | 0 | 1 | 0 | 0 | 0 | | | | | 11 |
| Passing | 1 | 2 | 0 | 1 | 1 | 1 | 1 | 2 | 1 | 2 | 3 | 0 | | | | | 15 |
| Returns | 0 | 0 | 0 | 0 | 0 | 0 | 0 | 0 | 0 | 0 | 0 | 0 | | | | | 0 |

2016 49ERS DEFENSIVE GAME-BY-GAME TEAM STATISTICS

| | LA | @Car | @Sea | Dal | Arz | @Buf | TB | NO | @Arz | NE | @Mia | @Chi | NYJ | @Atl | @LA | Sea | Totals |
|--------------------|----|------|------|-----|-----|------|----|----|------|----|------|------|-----|------|-----|-----|------------|
| First Downs | | | | | | | | | | | | | | | | | |
| Total | 10 | 26 | 18 | 26 | 17 | 29 | 27 | 29 | 26 | 28 | 19 | 19 | | | | | 274 |
| Rushing | 4 | 8 | 7 | 12 | 10 | 16 | 8 | 14 | 4 | 9 | 6 | 8 | | | | | 106 |
| Passing | 6 | 15 | 10 | 11 | 6 | 10 | 17 | 14 | 17 | 14 | 12 | 9 | | | | | 141 |
| Penalty | 0 | 3 | 1 | 3 | 1 | 3 | 2 | 1 | 5 | 5 | 1 | 2 | | | | | 27 |

| | | | | | | | | | | | | | | | | | |
|-------------------|------|------|------|------|------|------|------|------|------|------|------|------|--|--|--|--|-------------|
| Third Down | | | | | | | | | | | | | | | | | |
| Conversions | 3 | 7 | 9 | 6 | 5 | 8 | 6 | 11 | 7 | 8 | 6 | 6 | | | | | 82 |
| Attempts | 15 | 15 | 14 | 14 | 16 | 13 | 14 | 17 | 14 | 16 | 12 | 14 | | | | | 174 |
| Percentage | 20.0 | 46.7 | 64.3 | 42.9 | 31.3 | 61.5 | 42.9 | 64.7 | 50.0 | 50.0 | 50.0 | 42.9 | | | | | 47.1 |

| | | | | | | | | | | | | | | | | | |
|-----------------|---|---|---|---|---|---|---|---|---|---|---|---|--|--|--|--|----------|
| 4th Down | | | | | | | | | | | | | | | | | |
| Conversions | 1 | 0 | 0 | 0 | 0 | 0 | 0 | 0 | 0 | 1 | 0 | 0 | | | | | 2 |
| Attempts | 2 | 0 | 0 | 0 | 0 | 0 | 1 | 0 | 0 | 1 | 0 | 0 | | | | | 4 |

| | | | | | | | | | | | | | | | | | |
|---------------------------|-------|-------|-------|-------|-------|-------|-------|-------|-------|-------|-------|-------|--|--|--|--|--------------|
| Time of Possession | | | | | | | | | | | | | | | | | |
| Opponents | 27:50 | 35:54 | 35:57 | 36:27 | 31:44 | 35:11 | 33:49 | 38:53 | 32:18 | 29:12 | 30:32 | 31:18 | | | | | 33:16 |

| | | | | | | | | | | | | | | | | | |
|------------------------|-----|-----|-----|-----|-----|-----|-----|-----|-----|-----|-----|-----|--|--|--|--|--------------|
| Total Net Yards | | | | | | | | | | | | | | | | | |
| Plays | 60 | 78 | 65 | 73 | 66 | 74 | 73 | 82 | 74 | 71 | 58 | 59 | | | | | 833 |
| Yards | 185 | 529 | 418 | 428 | 288 | 492 | 513 | 571 | 443 | 444 | 358 | 326 | | | | | 4,995 |
| Average | 3.1 | 6.8 | 6.4 | 5.9 | 4.4 | 6.6 | 7.0 | 7.0 | 6.0 | 6.3 | 6.2 | 5.5 | | | | | 6.0 |

| | | | | | | | | | | | | | | | | | |
|----------------|-----|-----|-----|-----|-----|-----|-----|-----|-----|-----|-----|-----|--|--|--|--|--------------|
| Rushing | | | | | | | | | | | | | | | | | |
| Attempts | 23 | 37 | 31 | 39 | 37 | 44 | 41 | 42 | 23 | 30 | 26 | 40 | | | | | 413 |
| Yards | 65 | 176 | 127 | 194 | 172 | 313 | 249 | 248 | 80 | 171 | 95 | 142 | | | | | 2,032 |
| Average | 2.8 | 4.8 | 4.1 | 5.0 | 4.6 | 7.1 | 6.1 | 5.9 | 3.5 | 5.7 | 3.7 | 3.6 | | | | | 4.9 |

| | | | | | | | | | | | | | | | | | |
|----------------|------|------|------|------|------|------|------|------|------|------|------|------|--|--|--|--|--------------|
| Passing | | | | | | | | | | | | | | | | | |
| Net | 120 | 353 | 291 | 234 | 116 | 179 | 264 | 323 | 363 | 273 | 263 | 184 | | | | | 2,963 |
| Sacks | 2 | 1 | 2 | 2 | 1 | 3 | 2 | 1 | 2 | 1 | 2 | 1 | | | | | 20 |
| Yards | 10 | 0 | 17 | 11 | 8 | 0 | 5 | 0 | 13 | 7 | 22 | 8 | | | | | 101 |
| Gross | 130 | 353 | 308 | 245 | 124 | 179 | 269 | 323 | 376 | 280 | 285 | 192 | | | | | 3,064 |
| Attempts | 35 | 40 | 32 | 32 | 28 | 27 | 30 | 39 | 49 | 40 | 30 | 18 | | | | | 400 |
| Completions | 17 | 24 | 22 | 23 | 11 | 16 | 21 | 28 | 30 | 24 | 20 | 11 | | | | | 247 |
| Percentage | 48.6 | 60.0 | 68.8 | 71.9 | 39.3 | 59.3 | 70.0 | 71.8 | 61.2 | 60.0 | 66.7 | 61.1 | | | | | 61.8 |
| Interceptions | 2 | 1 | 1 | 0 | 0 | 0 | 1 | 0 | 2 | 0 | 0 | 0 | | | | | 7 |

| | | | | | | | | | | | | | | | | | |
|----------------|------|------|------|------|------|------|------|------|------|------|------|------|--|--|--|--|-------------|
| Punting | | | | | | | | | | | | | | | | | |
| Number | 10 | 3 | 2 | 4 | 9 | 3 | 3 | 4 | 4 | 5 | 5 | 6 | | | | | 58 |
| Average | 43.1 | 41.0 | 51.0 | 55.3 | 42.4 | 50.7 | 39.0 | 52.5 | 44.3 | 43.2 | 41.8 | 38.8 | | | | | 44.4 |
| Net | 42.0 | 41.0 | 41.0 | 38.8 | 42.4 | 40.0 | 39.0 | 46.8 | 37.3 | 37.4 | 37.4 | 28.0 | | | | | 39.3 |

| | | | | | | | | | | | | | | | | | |
|------------------|-----|----|----|----|----|----|----|----|----|----|----|----|--|--|--|--|------------|
| Penalties | | | | | | | | | | | | | | | | | |
| Number | 10 | 8 | 6 | 6 | 7 | 7 | 7 | 4 | 2 | 5 | 4 | 5 | | | | | 71 |
| Yards | 102 | 65 | 50 | 45 | 50 | 71 | 78 | 40 | 10 | 40 | 42 | 40 | | | | | 633 |

| | | | | | | | | | | | | | | | | | |
|----------------|---|---|---|---|---|---|---|---|---|---|---|---|--|--|--|--|-----------|
| Fumbles | | | | | | | | | | | | | | | | | |
| Number | 0 | 3 | 1 | 0 | 2 | 3 | 2 | 0 | 2 | 1 | 1 | 2 | | | | | 17 |
| Lost | 0 | 3 | 1 | 0 | 0 | 2 | 0 | 0 | 2 | 0 | 0 | 1 | | | | | 9 |

| | | | | | | | | | | | | | | | | | |
|-----------------|---|---|---|---|---|---|---|---|---|---|---|---|--|--|--|--|-----------|
| Red Zone | | | | | | | | | | | | | | | | | |
| Number | 0 | 5 | 6 | 3 | 3 | 4 | 5 | 5 | 5 | 5 | 4 | 4 | | | | | 49 |
| Touchdowns | 0 | 3 | 3 | 2 | 2 | 4 | 3 | 3 | 2 | 3 | 3 | 3 | | | | | 31 |
| Field Goals | 0 | 2 | 3 | 1 | 1 | 0 | 2 | 1 | 2 | 1 | 1 | 1 | | | | | 15 |

| | | | | | | | | | | | | | | | | | |
|-------------------|---|---|---|---|---|---|---|---|---|---|---|---|--|--|--|--|-----------|
| Touchdowns | | | | | | | | | | | | | | | | | |
| Rushing | 0 | 0 | 2 | 1 | 2 | 4 | 1 | 2 | 1 | 0 | 1 | 3 | | | | | 17 |
| Passing | 0 | 4 | 2 | 2 | 2 | 2 | 3 | 3 | 1 | 4 | 3 | 0 | | | | | 26 |
| Returns | 0 | 1 | 0 | 0 | 0 | 0 | 0 | 0 | 0 | 0 | 0 | 0 | | | | | 1 |

2016 SAN FRANCISCO 49ERS TEAM HIGHS & LOWS

SAN FRANCISCO 49ERS

| | Bests/Highs | Opponent | Date | Worsts/Lows | Opponent | Date |
|----------------------------|--------------------|-----------------------|-------------|--------------------|------------------------|-------------|
| First Downs | 28 | vs. Los Angeles | 9/12/16 | 10 | at Chicago | 12/4/16 |
| Third-Down % | 8-14-57% | vs. Dallas | 10/2/16 | 2-9-22% | vs. New Orleans | 11/6/16 |
| Total Net Yards | 486 | vs. New Orleans | 11/6/16 | 147 | at Chicago | 12/4/16 |
| Offensive Plays | 77 | vs. Los Angeles | 9/12/16 | 53 | vs. Dallas | 10/2/16 |
| Avg. Per Play | 8.5 | vs. New Orleans | 11/6/16 | 2.7 | at Chicago | 12/4/16 |
| Rushing Yards | 193 | at Miami | 11/27/16 | 65 | at Carolina | 9/18/16 |
| Rushes | 42 | vs. Los Angeles | 9/12/16 | 17 | vs. New Orleans | 11/6/16 |
| Rushing Avg. | 7.7 | at Miami | 11/27/16 | 2.5 | at Carolina | 9/18/16 |
| Net Passing Yards | 393 | vs. New Orleans | 11/6/16 | 6 | at Chicago | 12/4/16 |
| Completions | 29 | at Miami | 11/27/16 | 5 | at Chicago | 12/4/16 |
| Attempts | 46 | at Miami | 11/27/16 | 15 | at Chicago | 12/4/16 |
| Completions % | 69.6 | vs. Dallas | 10/2/16 | 33.3 | at Chicago | 12/4/16 |
| Avg. Gain Per Passing Play | 9.8 | vs. New Orleans | 11/6/16 | 0.3 | at Chicago | 12/4/16 |
| Interceptions Thrown | 0 | 5 times, last at Chi. | 12/4/16 | 2 | 2 times, last vs. Arz. | 10/6/16 |
| Fumbles Lost | 0 | 4 times, last at Chi. | 12/4/16 | 3 | vs. New Orleans | 11/6/16 |
| Turnovers | 0 | 2 times, last at Chi. | 12/4/16 | 4 | vs. New Orleans | 11/6/16 |
| Penalties | 2 | vs. Los Angeles | 9/12/16 | 11 | at Chicago | 12/4/16 |
| Penalty Yards | 10 | vs. Los Angeles | 9/12/16 | 106 | at Chicago | 12/4/16 |
| Gross Punting Avg. | 49.9 | vs. Arizona | 10/6/16 | 38.5 | at Chicago | 12/4/16 |
| Net Punting Avg. | 46.3 | vs. Arizona | 10/6/16 | 32.7 | at Seattle | 9/25/26 |
| Time of Poss. | 32:10 | vs. Los Angeles | 9/12/16 | 21:07 | vs. New Orleans | 11/6/16 |

OPPONENTS

| | Worsts/Lows | Opponent | Date | Bests/Highs | Opponent | Date |
|----------------------------|--------------------|-----------------------|-------------|--------------------|-----------------------|-------------|
| First Downs | 10 | vs. Los Angeles | 9/12/16 | 29 | 2 times, last vs. NO | 11/6/16 |
| Third-Down % | 3-15-20% | vs. Los Angeles | 9/12/16 | 11-17-65% | vs. New Orleans | 11/6/16 |
| Total Net Yards | 185 | vs. Los Angeles | 9/12/16 | 571 | vs. New Orleans | 11/6/16 |
| Offensive Plays | 58 | at Miami | 11/27/16 | 82 | vs. New Orleans | 11/6/16 |
| Avg. Per Play | 3.1 | vs. Los Angeles | 9/12/16 | 7.0 | 2 times, last vs. NO | 11/6/16 |
| Rushing Yards | 65 | vs. Los Angeles | 9/12/16 | 312 | at Buffalo | 10/16/16 |
| Rushes | 23 | 2 times, last at Arz. | 11/13/16 | 44 | at Buffalo | 10/16/16 |
| Rushing Avg. | 2.8 | vs. Los Angeles | 9/12/16 | 7.1 | at Buffalo | 10/16/16 |
| Net Passing Yards | 116 | vs. Arizona | 10/6/16 | 363 | at Arizona | 11/13/16 |
| Completions | 11 | 2 times, last at Chi. | 12/4/16 | 30 | at Arizona | 11/13/16 |
| Attempts | 18 | at Chicago | 12/4/16 | 49 | at Arizona | 11/13/16 |
| Completions % | 39.3 | vs. Arizona | 10/6/16 | 71.9 | vs. Dallas | 10/2/16 |
| Avg. Gain Per Passing Play | 3.2 | vs. Los Angeles | 9/12/16 | 9.7 | at Chicago | 12/4/16 |
| Interceptions Thrown | 2 | 2 times, last at Arz. | 11/13/16 | 0 | 7 times, last at Chi. | 12/4/16 |
| Fumbles Lost | 3 | at Carolina | 9/18/16 | 0 | 7 times, last at Mia. | 11/27/16 |
| Turnovers | 4 | 2 times, last at Arz. | 11/13/16 | 0 | 5 times, last at Mia. | 11/27/16 |
| Penalties | 10 | vs. Los Angeles | 9/12/16 | 2 | at Arizona | 11/13/16 |
| Penalty Yards | 102 | vs. Los Angeles | 9/12/16 | 10 | at Arizona | 11/13/16 |
| Gross Punting Avg. | 38.8 | at Chicago | 12/4/16 | 55.3 | vs. Dallas | 10/2/16 |
| Net Punting Avg. | 28.0 | at Chicago | 12/4/16 | 46.8 | vs. New Orleans | 11/6/16 |
| Time of Poss. | 27:50 | vs. Los Angeles | 9/12/16 | 38:53 | vs. New Orleans | 11/6/16 |

2016 SAN FRANCISCO 49ERS INDIVIDUAL HIGHS

| Long Plays | | Player | Opponent | Date |
|-------------------------------------|-----|---------------------------------|-----------------|-------------|
| Longest Run (yards) | 34 | Carlos Hyde | at Seattle | 9/25/26 |
| Longest TD Run (yards) | 11t | Carlos Hyde | vs. Los Angeles | 9/12/16 |
| Longest Pass Completion (yards) | 75t | Blaine Gabbert – Vance McDonald | at Carolina | 9/18/16 |
| Longest TD Pass (yards) | 75t | Blaine Gabbert – Vance McDonald | at Carolina | 9/18/16 |
| Longest Punt Return (yards) | 26 | Jeremy Kerley | vs. Dallas | 10/2/16 |
| Longest Kickoff Return (yards) | 36 | JaCorey Shepherd | vs. New Orleans | 11/6/16 |
| Longest Interception Return (yards) | 21 | Gerald Hodges | vs. Tampa Bay | 10/23/16 |
| Longest Punt (yards) | 65 | Bradley Pinion | vs. Dallas | 10/2/16 |
| Longest Field Goal (yards) | 53 | Phil Dawson | at Arizona | 11/13/16 |

| Single-Game Highs | | Player | Opponent | Date |
|--|------|--|-----------------|-------------|
| Most Points Scored | 14 | Carlos Hyde | at Seattle | 9/25/26 |
| Most Touchdowns | 2 | Two times, most recently Carlos Hyde | at Seattle | 9/25/26 |
| Most Field Goals Attempted | 3 | Two times, most recently Phil Dawson | vs. New Orleans | 11/6/16 |
| Most Field Goals Made | 3 | Two times, most recently Phil Dawson | vs. New Orleans | 11/6/16 |
| Most Rushing Yards | 113 | Colin Kaepernick | at Miami | 11/27/16 |
| Most Rushing Attempts | 23 | Carlos Hyde | vs. Los Angeles | 9/12/16 |
| Highest Rushing Avg. (Min. 10 att.) | 11.3 | Colin Kaepernick | at Miami | 11/27/16 |
| Most Pass Completions | 29 | Colin Kaepernick | at Miami | 11/27/16 |
| Most Pass Attempts | 46 | Colin Kaepernick | at Miami | 11/27/16 |
| Most Gross Passing Yards | 398 | Colin Kaepernick | vs. New Orleans | 11/6/16 |
| Highest Avg. Yards/Per Att. (Min. 10 att.) | 9.8 | Colin Kaepernick | vs. New Orleans | 11/6/16 |
| Fewest Interceptions Thrown (Min. 10 att.) | 0 | Five times, most recently Blaine Gabbert | at Chicago | 12/4/16 |
| Fewest Times Sacked (Min. 10 att.) | 0 | Two times, most recently Blaine Gabbert | at Seattle | 9/25/26 |
| Most Receptions | 8 | Jeremy Kerley | vs. Arizona | 10/6/16 |
| Most Receiving Yards | 106 | Quinton Patton | vs. New Orleans | 11/6/16 |
| Most Punt Returns | 3 | Two times, most recently Jeremy Kerley | vs. New Orleans | 11/6/16 |
| Most Punt Return Yardage | 28 | Jeremy Kerley | at Arizona | 11/13/16 |
| Most Kickoff Returns | 3 | Three times, most recently JaCorey Shepherd | at Chicago | 12/4/16 |
| Most Kickoff Return Yardage | 104 | JaCorey Shepherd | vs. New Orleans | 11/6/16 |
| Most Interceptions | 1 | Five times, most recently Gerald Hodges & Eric Reid | at Arizona | 11/13/16 |
| Most Interception Return Yardage | 21 | Gerald Hodges | vs. Tampa Bay | 10/23/16 |
| Most Tackles | 14 | Nick Bellore | at Chicago | 12/4/16 |
| Most Sacks | 2.0 | DeForest Buckner | at Buffalo | 10/16/16 |

2016 SAN FRANCISCO 49ERS TURNOVER BREAKDOWN

TAKEAWAYS

| Date | Opponent | Turnover | Starting L.O.S. | Point of Turnover | Resulting L.O.S. | Qtr. | Result (pts) |
|-------|----------|--------------------------------|-----------------|-------------------|------------------|------|----------------|
| 9/12 | vs. LA | N. Bowman INT (C. Keenum) | LA 45 | SF 41 | SF 41 | 2 | Touchdown (7) |
| | | R. Armstrong INT (C. Keenum) | SF 26 | SF 18 | SF 23 | 3 | Touchdown (7) |
| 9/18 | at Car. | A. Bethea INT (C. Newton) | CAR 10 | CAR 22 | CAR 22 | 1 | Field Goal (3) |
| | | R. Armstrong FR (A. Bethea FF) | SF 47 | SF 43 | SF 41 | 2 | Touchdown (7) |
| | | E. Harold FR (G. Hodges FF) | CAR 34 | CAR 33 | CAR 17 | 4 | Field Goal (3) |
| | | S. Draughn FR (ST) | SF 35 | CAR 3 | CAR 1 | 4 | Touchdown (7) |
| 9/25 | at Sea. | G. Hodgers FR (N. Bowman FF) | SEA 20 | SEA 29 | SEA 30 | 2 | Field Goal (3) |
| | | N. Bellore INT (T. Boykin) | 50 | SF 49 | SEA 47 | 4 | Touchdown (8) |
| 10/2 | vs. Dal. | None | | | | | |
| 10/6 | vs. Arz. | None | | | | | |
| 10/16 | at Buf. | D. Buckner FR (A. Armstead FF) | BUF 36 | BUF 30 | BUF 28 | 1 | Field Goal (3) |
| | | N. Bellore FR (M. Purcell FF) | BUF 20 | BUF 24 | BUF 27 | 4 | Downs (0) |
| 10/23 | vs. TB | G. Hodges INT (J. Winston) | TB 28 | TB 38 | TB 17 | 1 | Touchdown (7) |
| 11/6 | vs. NO | None | | | | | |
| 11/13 | at Arz. | A. Bethea FR (K. Reaser FF) | ARZ 34 | SF 49 | ARZ 49 | 1 | Punt (0) |
| | | D. Buckner FR (E. Harold FF)* | SF 16 | SF 16 | SF 20 | 3 | Field Goal (3) |
| | | E. Reid INT (C. Palmer) | ARZ 35 | SF 47 | ARZ 40 | 3 | Punt (0) |
| | | G. Hodges INT (C. Palmer) | 50 | SF 37 | SF 43 | 4 | Touchdown (7) |
| 11/20 | vs. NE | None | | | | | |
| 11/27 | at Mia. | None | | | | | |
| 12/4 | at Chi. | J. Ward FR (J. Ward FF) (ST) | SF 35 | CHI 37 | CHI 37 | 2 | Field Goal (3) |

Regular Season Totals: 16 takeaways resulted in 68 points

L.O.S. – Line of scrimmage

* – Red zone play

ST – Special teams play

(TB) – Touchback

2016 SAN FRANCISCO 49ERS TURNOVER BREAKDOWN

GIVEAWAYS

| Date | Opponent | Turnover | Starting L.O.S. | Point of Turnover | Resulting L.O.S. | Qtr. | Result (pts) |
|-------|----------|--|-----------------|-------------------|------------------|------|-----------------|
| 9/12 | vs. LA | S. Draughn FUMBLE (D. Easley) | 50 | LA 39 | LA 39 | 2 | Punt (0) |
| 9/18 | at Car. | C. Hyde FUMBLE (C. Johnson) | SF 15 | SF 13 | End zone | 1 | Touchdown (7) |
| | | B. Gabbert INT (L. Kuechly) | SF 25 | SF 35 | SF 34 | 4 | Touchdown (6) |
| | | B. Gabbert INT (J. Bradberry) | SF 25 | SF 43 | SF 27 | 4 | Field Goal (3) |
| 9/25 | at Sea. | B. Gabbert INT (B. Wagner) | SF 27 | SF 29 | SF 20 | 3 | Field Goal (3) |
| 10/2 | vs. Dal. | B. Gabbert INT (M. Claiborne) | SF 45 | DAL 7 | DAL 34 | 4 | Field Goal (3) |
| 10/6 | vs. Arz. | B. Gabbert INT (C. Campbell) | SF 24 | SF 22 | SF 21 | 2 | Touchdown (7) |
| | | C. Davis FUMBLE (I. Momah) (ST) | ARZ 35 | SF 14 | SF 14 | 3 | Touchdown (7) |
| | | B. Gabbert INT (M. Cooper) | SF 25 | SF 36 | SF 24 | 4 | Field Goal (3) |
| 10/16 | at Buf. | K. Martin FUMBLE (N. Robey-Coleman) (ST) | BUF 35 | SF 27 | SF 27 | 4 | Touchdown (7) |
| 10/23 | vs. TB | C. Kaepernick INT (B. McDougald) | TB 44 | TB 27 | TB 27 | 2 | Field Goal (3) |
| | | A. Burbridge FUMBLE (K. Tandy) (ST) | TB 24 | SF 36 | SF 26 | 3 | Field Goal (3) |
| | | C. Kaepernick FUMBLE (G. McCoy) | SF 39 | SF 28 | SF 27 | 3 | Touchdown (7) |
| 11/6 | vs. NO | C. Kaepernick INT (C. Robertson) | SF 49 | NO 46 | SF 12 | 1 | Touchdown (7) |
| | | M. Davis FUMBLE (N. Stupar)* | NO 8 | NO 1 | NO 1 | 3 | Punt (0) |
| | | C. Kaepernick FUMBLE* | NO 10 | NO 16 | NO 8 | 4 | Punt (0) |
| | | D. Harris FUMBLE (K. Vaccaro) | SF 16 | SF 21 | SF 21 | 4 | End of Game (0) |
| 11/13 | at Arz. | J. Kerley FUMBLE (R. Quigley) (ST) | ARZ 28 | SF 47 | ARZ 44 | 1 | Touchdown (7) |
| 11/20 | vs. NE | None | | | | | |
| 11/27 | at Ma. | G. Celek FUMBLE (B. Maxwell) | MIA 31 | MIA 15 | MIA 16 | 2 | Touchdown (7) |
| | | C. Kaepernick INT (K. Alonso) | SF 25 | SF 36 | SF 26 | 3 | Touchdown (7) |
| 12/4 | at Chi. | None | | | | | |

Regular Season Totals: 20 giveaways resulted in 87 points

L.O.S. – Line of scrimmage

* – Red zone play

ST – Special teams play

(TB) – Touchback

GAME-BY-GAME TURNOVER DIFFERENTIAL

| Date | Opp | Takeways | Giveaways | Game Total | Total |
|-------|---------|----------|-----------|------------|-------|
| 9/12 | LA | 2 | 1 | +1 | +1 |
| 9/18 | at Car. | 4 | 3 | +1 | +2 |
| 9/25 | at Sea. | 2 | 1 | +1 | +3 |
| 10/2 | Dal. | 0 | 1 | -1 | +2 |
| 10/6 | Arz. | 0 | 3 | -3 | -1 |
| 10/16 | at Buf. | 2 | 1 | +1 | 0 |
| 10/23 | TB | 1 | 3 | -2 | -2 |
| 11/6 | NO | 0 | 4 | -4 | -6 |
| 11/13 | at Arz. | 4 | 1 | +3 | -3 |
| 11/20 | NE | 0 | 0 | 0 | -3 |
| 11/27 | at Mia. | 0 | 2 | -2 | -5 |
| 12/4 | at Chi. | 1 | 0 | +1 | -4 |
| 12/11 | NYJ | | | | |
| 12/18 | at Atl. | | | | |
| 12/24 | at LA | | | | |
| 1/1 | Sea. | | | | |

2016 SAN FRANCISCO 49ERS THIRD DOWN EFFICIENCY

49ERS THIRD-AND ...

| Date | Opp | 1 | 2 | 3 | 4 | 5 | 6 | 7 | 8 | 9 | 10 | 10+ | Totals |
|-------------------------------|---------|--------------|-------------|-------------|-------------|-------------|-------------|-------------|-------------|-------------|-------------|-------------|---------------|
| 9/12 | LA | 0/0 | 0/1 | 1/2 | 2/3 | 0/0 | 2/2 | 0/3 | 2/3 | 1/1 | 0/2 | 0/0 | 8/17 |
| 9/18 | at Car. | 1/1 | 1/1 | 0/0 | 1/1 | 0/0 | 0/0 | 0/0 | 0/4 | 0/1 | 0/3 | 1/3 | 4/14 |
| 9/25 | at Sea. | 0/0 | 1/1 | 1/2 | 0/5 | 1/1 | 1/2 | 0/1 | 0/1 | 0/0 | 0/1 | 0/1 | 4/15 |
| 10/2 | Dal. | 3/3 | 1/2 | 1/2 | 0/0 | 0/0 | 0/1 | 1/1 | 0/1 | 1/1 | 0/0 | 1/3 | 8/14 |
| 10/6 | Arz. | 2/2 | 1/1 | 0/0 | 0/3 | 1/1 | 0/0 | 0/2 | 0/0 | 0/0 | 0/2 | 0/3 | 4/14 |
| 10/16 | at Buf. | 0/1 | 0/0 | 0/1 | 0/2 | 0/1 | 0/0 | 0/0 | 1/3 | 0/1 | 0/0 | 2/4 | 3/13 |
| 10/23 | TB | 1/1 | 1/2 | 2/3 | 0/0 | 0/0 | 0/0 | 1/2 | 0/1 | 0/0 | 0/2 | 1/4 | 6/15 |
| 11/6 | NO | 0/0 | 0/0 | 1/1 | 0/1 | 0/1 | 1/2 | 0/0 | 0/0 | 0/0 | 0/2 | 0/2 | 2/9 |
| 11/13 | at Arz. | 2/2 | 1/2 | 0/1 | 1/1 | 0/2 | 1/1 | 0/0 | 1/3 | 0/0 | 0/2 | 1/3 | 7/17 |
| 11/20 | NE | 0/0 | 0/1 | 0/0 | 0/0 | 1/1 | 0/2 | 1/1 | 1/3 | 1/4 | 1/1 | 0/1 | 5/14 |
| 11/27 | at Mia. | 1/1 | 0/0 | 1/2 | 0/0 | 2/2 | 0/0 | 0/0 | 1/1 | 1/2 | 0/0 | 1/6 | 7/14 |
| 12/4 | at Chi. | 1/1 | 1/1 | 0/0 | 1/3 | 1/1 | 0/1 | 0/1 | 0/1 | 0/0 | 0/1 | 0/4 | 4/14 |
| 12/11 | NYJ | | | | | | | | | | | | |
| 12/18 | at Atl. | | | | | | | | | | | | |
| 12/24 | at LA | | | | | | | | | | | | |
| 1/1 | Sea. | | | | | | | | | | | | |
| Regular Season Totals: | | 11/12 | 7/12 | 7/14 | 5/19 | 6/10 | 5/11 | 3/11 | 6/21 | 4/10 | 1/16 | 7/34 | 62/170 |
| | | 91.7 | 58.3 | 50.0 | 26.3 | 60.0 | 45.5 | 27.3 | 28.6 | 40.0 | 6.3 | 20.6 | 36.5 |

OPPONENTS THIRD-AND ...

| Date | Opp | 1 | 2 | 3 | 4 | 5 | 6 | 7 | 8 | 9 | 10 | 10+ | Totals |
|-------------------------------|---------|--------------|-------------|--------------|-------------|--------------|-------------|-------------|-------------|-------------|-------------|-------------|---------------|
| 9/12 | LA | 0/0 | 0/0 | 0/1 | 2/4 | 1/3 | 0/0 | 0/0 | 0/2 | 0/1 | 0/2 | 0/2 | 3/15 |
| 9/18 | at Car. | 1/1 | 0/1 | 1/2 | 1/1 | 0/0 | 0/1 | 2/4 | 1/1 | 0/0 | 1/2 | 0/2 | 7/15 |
| 9/25 | at Sea. | 3/4 | 0/1 | 0/0 | 0/1 | 0/1 | 2/2 | 0/0 | 0/0 | 0/0 | 1/1 | 3/4 | 9/14 |
| 10/2 | Dal. | 3/3 | 0/0 | 0/1 | 1/3 | 1/1 | 1/2 | 0/1 | 0/1 | 0/1 | 0/0 | 0/1 | 6/14 |
| 10/6 | Arz. | 2/2 | 1/1 | 1/1 | 0/3 | 0/1 | 0/1 | 1/1 | 0/0 | 0/1 | 0/1 | 0/4 | 5/16 |
| 10/16 | at Buf. | 1/1 | 0/1 | 1/1 | 0/1 | 3/3 | 0/0 | 0/2 | 1/2 | 1/1 | 0/0 | 1/2 | 8/13 |
| 10/23 | TB | 0/0 | 0/1 | 2/2 | 0/3 | 0/1 | 1/1 | 1/2 | 0/0 | 2/2 | 0/0 | 0/2 | 6/14 |
| 11/6 | NO | 3/3 | 2/2 | 0/0 | 1/2 | 2/4 | 1/1 | 0/1 | 1/1 | 1/1 | 0/0 | 0/2 | 11/17 |
| 11/13 | at Arz. | 0/1 | 0/0 | 5/5 | 0/1 | 0/1 | 0/0 | 1/2 | 1/2 | 0/0 | 0/2 | 0/0 | 7/14 |
| 11/20 | NE | 1/1 | 2/2 | 2/4 | 0/0 | 0/0 | 0/0 | 0/1 | 1/1 | 2/3 | 0/2 | 0/2 | 8/16 |
| 11/27 | at Mia. | 1/1 | 1/1 | 1/2 | 0/0 | 1/1 | 0/0 | 1/1 | 0/1 | 0/1 | 0/0 | 1/4 | 6/12 |
| 12/4 | at Chi. | 1/1 | 1/2 | 0/0 | 0/0 | 2/2 | 1/2 | 1/2 | 0/1 | 0/0 | 0/2 | 0/2 | 6/14 |
| 12/11 | NYJ | | | | | | | | | | | | |
| 12/18 | at Atl. | | | | | | | | | | | | |
| 12/24 | at LA | | | | | | | | | | | | |
| 1/1 | Sea. | | | | | | | | | | | | |
| Regular Season Totals: | | 16/18 | 7/12 | 13/19 | 5/19 | 10/18 | 6/10 | 7/16 | 5/12 | 6/11 | 2/12 | 5/27 | 82/174 |
| | | 88.9 | 58.3 | 68.4 | 26.3 | 55.6 | 60.0 | 43.8 | 41.7 | 54.5 | 16.7 | 18.5 | 47.1 |

2016 SAN FRANCISCO 49ERS RED ZONE PRODUCTION

SAN FRANCISCO 49ERS

| Date | Opp | Poss | TD | PAT | 2-Pt. | FG | MFG/ BFG | INT | FUM | DWNS/ Punt | HF | GM | PTS | TD% | SCORE PCT. | PTS/ POSS |
|---------------|---------|-----------|-----------|-----------|----------|-----------|-------------|----------|----------|---------------|----------|----------|------------|--------------|---------------|--------------|
| 9/12 | LA | 4 | 4 | 4 | 0 | 0 | 0 | 0 | 0 | 0 | 0 | 0 | 28 | 100.0% | 100.0% | 7.0 |
| 9/18 | at Car. | 3 | 1 | 1 | 0 | 2 | 0 | 0 | 0 | 0 | 0 | 0 | 13 | 33.3% | 100.0% | 4.3 |
| 9/25 | at Sea. | 3 | 2 | 1 | 1 | 1 | 0 | 0 | 0 | 0 | 0 | 0 | 18 | 66.7% | 100.0% | 6.0 |
| 10/2 | Dal. | 2 | 1 | 1 | 0 | 1 | 0 | 0 | 0 | 0 | 0 | 0 | 10 | 50.0% | 100.0% | 5.0 |
| 10/6 | Arz. | 3 | 3 | 3 | 0 | 0 | 0 | 0 | 0 | 0 | 0 | 0 | 21 | 100.0% | 100.0% | 7.0 |
| 10/16 | at Buf. | 2 | 0 | 0 | 0 | 1 | 0 | 0 | 0 | 1 | 0 | 0 | 3 | 0.0% | 50.0% | 1.5 |
| 10/23 | TB | 3 | 2 | 2 | 0 | 1 | 0 | 0 | 0 | 0 | 0 | 0 | 17 | 66.7% | 100.0% | 5.7 |
| 11/6 | NO | 2 | 0 | 0 | 0 | 0 | 0 | 0 | 2 | 0 | 0 | 0 | 0 | 0.0% | 0.0% | 0.0 |
| 11/13 | at Arz. | 2 | 2 | 2 | 0 | 0 | 0 | 0 | 0 | 0 | 0 | 0 | 14 | 100.0% | 100.0% | 7.0 |
| 11/20 | NE | 3 | 2 | 2 | 0 | 1 | 0 | 0 | 0 | 0 | 0 | 0 | 17 | 66.7% | 100.0% | 5.7 |
| 11/27 | at Mia. | 5 | 3 | 3 | 0 | 1 | 0 | 0 | 0 | 0 | 0 | 1 | 24 | 60.0% | 80.0% | 4.8 |
| 12/4 | at Chi. | 2 | 0 | 0 | 0 | 2 | 0 | 0 | 0 | 0 | 0 | 0 | 6 | 0.0% | 100.0% | 3.0 |
| 12/11 | NYJ | | | | | | | | | | | | | | | |
| 12/18 | at Atl. | | | | | | | | | | | | | | | |
| 12/24 | at LA | | | | | | | | | | | | | | | |
| 1/1 | Sea. | | | | | | | | | | | | | | | |
| TOTALS | | 34 | 20 | 19 | 1 | 10 | 0 | 0 | 2 | 1 | 0 | 1 | 171 | 58.8% | 88.2% | 5.0 |

OPPONENTS

| Date | Opp | Poss | TD | PAT | 2-Pt. | FG | MFG/ BFG | INT | FUM | DWNS/ Punt | HF | GM | PTS | TD% | SCORE PCT. | PTS/ POSS |
|---------------|---------|-----------|-----------|-----------|----------|-----------|-------------|----------|----------|---------------|----------|----------|------------|--------------|---------------|--------------|
| 9/12 | LA | 0 | 0 | 0 | 0 | 0 | 0 | 0 | 0 | 0 | 0 | 0 | 0 | 0.0% | 0.0% | 0.0 |
| 9/18 | at Car. | 5 | 3 | 2 | 0 | 2 | 0 | 0 | 0 | 0 | 0 | 0 | 26 | 60.0% | 100.0% | 5.2 |
| 9/25 | at Sea. | 6 | 3 | 3 | 0 | 3 | 0 | 0 | 0 | 0 | 0 | 0 | 30 | 50.0% | 100.0% | 5.0 |
| 10/2 | Dal. | 3 | 2 | 2 | 0 | 1 | 0 | 0 | 0 | 0 | 0 | 0 | 17 | 66.7% | 100.0% | 5.7 |
| 10/6 | Arz. | 3 | 2 | 2 | 0 | 1 | 0 | 0 | 0 | 0 | 0 | 0 | 17 | 66.7% | 100.0% | 5.7 |
| 10/16 | at Buf. | 4 | 4 | 4 | 0 | 0 | 0 | 0 | 0 | 0 | 0 | 0 | 28 | 100.0% | 100.0% | 7.0 |
| 10/23 | TB | 5 | 3 | 3 | 0 | 2 | 0 | 0 | 0 | 0 | 0 | 0 | 27 | 60.0% | 100.0% | 5.4 |
| 11/6 | NO | 5 | 3 | 3 | 0 | 1 | 0 | 0 | 0 | 0 | 0 | 1 | 24 | 60.0% | 80.0% | 4.8 |
| 11/13 | at Arz. | 5 | 2 | 2 | 0 | 2 | 0 | 0 | 1 | 0 | 0 | 0 | 20 | 40.0% | 80.0% | 4.0 |
| 11/20 | NE | 5 | 3 | 2 | 0 | 1 | 0 | 0 | 0 | 0 | 0 | 1 | 23 | 60.0% | 80.0% | 4.6 |
| 11/27 | at Mia. | 4 | 3 | 3 | 0 | 1 | 0 | 0 | 0 | 0 | 0 | 0 | 24 | 75.0% | 100.0% | 6.0 |
| 12/4 | at Chi. | 4 | 3 | 3 | 0 | 1 | 0 | 0 | 0 | 0 | 0 | 0 | 24 | 75.0% | 100.0% | 6.0 |
| 12/11 | NYJ | | | | | | | | | | | | | | | |
| 12/18 | at Atl. | | | | | | | | | | | | | | | |
| 12/24 | at LA | | | | | | | | | | | | | | | |
| 1/1 | Sea. | | | | | | | | | | | | | | | |
| TOTALS | | 49 | 31 | 29 | 0 | 15 | 0 | 0 | 1 | 0 | 0 | 2 | 260 | 63.3% | 93.9% | 5.3 |

2016 SAN FRANCISCO 49ERS BIG PLAYS

Rushes of 10–yards or more; Pass completions of 20–yards or more; Returns of 30–yards or more

9/12/16 VS. LOS ANGELES

RAMS

| Run | Pass | Ret. | Description |
|-----|------|------|---------------------------------|
| | 22 | | Case Keenum to Kenny Britt |
| | 22 | | Case Keenum to Kenny Britt |
| 10 | | | Todd Gurley run |
| | | 32 | Benny Cunningham kickoff return |

49ERS

| Run | Pass | Ret. | Description |
|-----|------|------|----------------------------------|
| 11 | | | Blaine Gabbert run |
| 11 | | | Blaine Gabbert run |
| 11t | | | Carlos Hyde run |
| 18 | | | Carlos Hyde run |
| 16 | | | Carlos Hyde run |
| 11 | | | Carlos Hyde run |
| | 35 | | Blaine Gabbert to Quinton Patton |

9/18/16 AT CAROLINA

49ERS

| Run | Pass | Ret. | Description |
|-----|------|------|----------------------------------|
| | 20 | | Blaine Gabbert to Torrey Smith |
| 18 | | | Shaun Draughn run |
| | 28t | | Blaine Gabbert to Torrey Smith |
| | 75t | | Blaine Gabbert to Vance McDonald |

PANTHERS

| Run | Pass | Ret. | Description |
|-----|------|------|-------------------------------|
| | 24 | | Cam Newton to Fozzy Whittaker |
| | 78t | | Cam Newton to Greg Olsen |
| 19 | | | Fozzy Whittaker run |
| 25 | | | Fozzy Whittaker run |
| 16 | | | Fozzy Whittaker run |
| 16 | | | Cam Newton run |
| | 25 | | Cam Newton to Kelvin Benjamin |
| | 52 | | Cam Newton to Ted Ginn Jr. |
| 14 | | | Cam Newton run |
| | | 59 | Ted Ginn Jr. kickoff return |
| | 25 | | Cam Newton to Kelvin Benjamin |

9/25/16 AT SEATTLE

49ERS

| Run | Pass | Ret. | Description |
|-----|------|------|---------------------------------|
| | 20 | | Blaine Gabbert to Jeremy Kerley |
| 10 | | | Blaine Gabbert run |
| 34 | | | Carlos Hyde run |

SEAHAWKS

| Run | Pass | Ret. | Description |
|-----|------|------|--------------------------------|
| | 34 | | Russell Wilson to Doug Baldwin |
| 41t | | | Christine Michael run |
| 12 | | | Christine Michael run |
| | 59 | | Russell Wilson to Doug Baldwin |
| | 40 | | Russell Wilson to Jimmy Graham |
| | | 62 | Tyler Lockett punt return |
| | 23 | | Trevone Boykin to Doug Baldwin |

10/2/16 VS. DALLAS

COWBOYS

| Run | Pass | Ret. | Description |
|-----|------|------|-----------------------------------|
| 10 | | | Ezekiel Elliott run |
| | 20t | | Dak Prescott to Terrance Williams |
| 23 | | | Ezekiel Elliott run |
| 17 | | | Ezekiel Elliott run |
| 26 | | | Ezekiel Elliott run |
| | 47 | | Dak Prescott to Cole Beasley |

49ERS

| Run | Pass | Ret. | Description |
|-----|------|------|---------------------------------|
| | 33t | | Blaine Gabbert to Jeremy Kerley |
| | 25 | | Blaine Gabbert to Garrett Celek |
| 32 | | | Carlos Hyde run |
| | 29 | | Blaine Gabbert to Garrett Celek |
| | 20 | | Blaine Gabbert to Jeremy Kerley |

2016 SAN FRANCISCO 49ERS BIG PLAYS

Rushes of 10–yards or more; Pass completions of 20–yards or more; Returns of 30–yards or more

10/6/16 VS. ARIZONA

CARDINALS

| Run | Pass | Ret. | Description |
|-----|------|------|----------------------------------|
| | | 39 | J.J. Nelson kickoff return |
| 17 | | | David Johnson run |
| 12 | | | David Johnson run |
| | 21t | | Drew Stanton to Larry Fitzgerald |
| 23 | | | David Johnson run |
| | 29t | | Drew Stanton to Larry Fitzgerald |
| 11 | | | David Johnson run |
| 18 | | | David Johnson run |
| | 21 | | Drew Stanton to David Johnson |

49ERS

| Run | Pass | Ret. | Description |
|-----|------|------|---------------------------------|
| 10 | | | Carlos Hyde run |
| | 24 | | Blaine Gabbert to Jeremy Kerley |
| 11 | | | Blaine Gabbert run |
| 24 | | | Blaine Gabbert run |

10/16/16 AT BUFFALO

49ERS

| Run | Pass | Ret. | Description |
|-----|------|------|----------------------------------|
| 11 | | | Carlos Hyde run |
| | 53t | | Colin Kaepernick to Torrey Smith |
| 11 | | | Colin Kaepernick run |
| 15 | | | Carlos Hyde run |
| 10 | | | Colin Kaepernick run |
| 29 | | | Colin Kaepernick run |

BILLS

| Run | Pass | Ret. | Description |
|-----|------|------|-------------------------------|
| 16 | | | LeSean McCoy run |
| | 20 | | Tyrod Taylor to Charles Clay |
| 38 | | | LeSean McCoy run |
| 12t | | | LeSean McCoy run |
| 22 | | | LeSean McCoy run |
| 10 | | | Tyrod Taylor run |
| 18 | | | Tyrod Taylor run |
| 12 | | | LeSean McCoy run |
| | 23 | | Tyrod Taylor to Nick O'Leary |
| | 30t | | Tyrod Taylor to Justin Hunter |
| 21 | | | Tyrod Taylor run |
| 18t | | | LeSean McCoy run |
| 44t | | | Mike Gillislee run |

10/16/16 VS. TAMPA BAY

BUCCANEERS

| Run | Pass | Ret. | Description |
|-----|------|------|-----------------------------------|
| 11 | | | Jacquizz Rodgers run |
| 12 | | | Jacquizz Rodgers run |
| | 31 | | Jameis Winston to Mike Evans |
| | 30 | | Jameis Winston to Antone Smith |
| 45 | | | Jacquizz Rodgers run |
| 14 | | | Peyton Barber run |
| 16 | | | Jacquizz Rodgers run |
| | 20 | | Jameis Winston to Russell Shepard |
| | 20 | | Jameis Winston to Russell Shepard |
| 44t | | | Peyton Barber run |

49ERS

| Run | Pass | Ret. | Description |
|-----|------|------|------------------------------------|
| | 24 | | Colin Kaepernick to Vance McDonald |
| 18 | | | DuJuan Harris run |
| 16 | | | Colin Kaepernick run |
| 13 | | | Colin Kaepernick run |
| 17 | | | Colin Kaepernick run |
| 16 | | | Shaun Draughn run |

11/6/16 VS. NEW ORLEANS

SAINTS

| Run | Pass | Ret. | Description |
|-----|------|------|------------------------------|
| | 23 | | Drew Brees to Michael Thomas |
| | 32 | | Drew Brees to Josh Hill |
| 75t | | | Mark Ingram run |
| | 26 | | Drew Brees to Coby Fleener |
| 19 | | | Mark Ingram run |
| | 28 | | Drew Brees to Brandin Cooks |
| | 32t | | Drew Brees to Michael Thomas |
| 14 | | | Mark Ingram run |
| 11 | | | Mark Ingram run |

49ERS

| Run | Pass | Ret. | Description |
|-----|------|------|------------------------------------|
| | 31 | | Colin Kaepernick to Quinton Patton |
| 10 | | | Colin Kaepernick run |
| | 20 | | Colin Kaepernick to Quinton Patton |
| | 22 | | Colin Kaepernick to Garrett Celek |
| | | 36 | JaCorey Shepherd kickoff return |
| | 47t | | Colin Kaepernick to DuJuan Harris |
| | | 33 | JaCorey Shepherd kickoff return |
| | 31 | | Colin Kaepernick to Garrett Celek |
| | 65t | | Colin Kaepernick to Vance McDonald |
| | | 35 | JaCorey Shepherd kickoff return |
| 19 | | | DuJuan Harris run |
| 16 | | | DuJuan Harris run |
| 11 | | | Colin Kaepernick run |

2016 SAN FRANCISCO 49ERS BIG PLAYS

Rushes of 10–yards or more; Pass completions of 20–yards or more; Returns of 30–yards or more

11/13/16 AT ARIZONA

49ERS

| Run | Pass | Ret. | Description |
|-----|------|------|------------------------------------|
| 10 | | | Colin Kaepernick run |
| | 32 | | Colin Kaepernick to Vance McDonald |
| | 21 | | Colin Kaepernick to Torrey Smith |
| | 45 | | Colin Kaepernick to Quinton Patton |
| | 24 | | Colin Kaepernick to Jeremy Kerley |
| 19 | | | Colin Kaepernick run |

CARDINALS

| Run | Pass | Ret. | Description |
|-----|------|------|-----------------------------------|
| | 35 | | Carson Palmer to Michael Floyd |
| 18t | | | David Johnson run |
| | 21 | | Carson Palmer to John Brown |
| 16 | | | Carson Plamer run |
| | 21 | | Carson Plamer to Jermaine Gresham |
| | 33 | | Carson Palmer to Larry Fitzgerald |
| 10 | | | John Brown run |
| | 26 | | Carson Palmer to Michael Floyd |

11/20/16 VS. NEW ENGLAND

PATRIOTS

| Run | Pass | Ret. | Description |
|-----|------|------|-------------------------------|
| | | 30 | Danny Amendola punt return |
| 44 | | | LeGarrette Blount run |
| 12 | | | Dion Lewis run |
| | 25 | | Tom Brady to James White |
| | 21 | | Tom Brady to Malcolm Mitchell |
| | 56t | | Tom Brady to Malcolm Mitchell |
| | 21 | | Tom Brady to Julian Edelman |
| 20 | | | LeGarrette Blount run |
| 18 | | | LeGarrette Blount run |
| 11 | | | LeGarrette Blount run |

49ERS

| Run | Pass | Ret. | Description |
|-----|------|------|------------------------------------|
| | 26 | | Colin Kaepernick to Shaun Draughn |
| 11 | | | Carlos Hyde run |
| 13 | | | Carlos Hyde run |
| 12 | | | Carlos Hyde run |
| 17 | | | Colin Kaepernick run |
| | 24 | | Colin Kaepernick to Vance McDonald |
| 14 | | | Colin Kaepernick run |

11/27/16 AT MIAMI

49ERS

| Run | Pass | Ret. | Description |
|-----|------|------|------------------------------------|
| 14 | | | Colin Kaepernick run |
| 11 | | | Carlos Hyde run |
| 12 | | | Colin Kaepernick run |
| 30 | | | Colin Kaepernick run |
| 10 | | | Colin Kaepernick run |
| 24 | | | Carlos Hyde run |
| | 25 | | Colin Kaepernick to Rod Streater |
| | 35 | | Colin Kaepernick to Vance McDonald |
| 20 | | | Colin Kaepernick run |

DOLPHINS

| Run | Pass | Ret. | Description |
|-----|------|------|----------------------------------|
| | 46 | | Ryan Tannehill to DeVante Parker |
| 10 | | | Jay Ajayi run |
| 17 | | | Ryan Tannehill run |
| | | 78 | Kenyan Drake kickoff return |
| 10 | | | Ryan Tannehill run |
| | 43t | | Ryan Tannehill to Kenny Stills |
| 18 | | | Jay Ajayi run |
| | 23 | | Ryan Tannehill to Dion Sims |

12/4/16 AT CHICAGO

49ERS

| Run | Pass | Ret. | Description |
|-----|------|------|----------------------|
| 12 | | | Carlos Hyde run |
| 14 | | | Colin Kaepernick run |

BEARS

| Run | Pass | Ret. | Description |
|-----|------|------|----------------------------------|
| 17 | | | Jordan Howard run |
| | 28 | | Matt Barkley to Cameron Meredith |
| | 22 | | Matt Barkley to Cameron Meredith |
| | 24 | | Matt Barkley to Josh Bellamy |
| | 22 | | Matt Barkley to Josh Bellamy |
| | 31 | | Matt Barkley to Josh Bellamy |
| 25 | | | Jordan Howard run |
| 12 | | | Josh Bellamy run |

THE LAST TIME ...

TEAM TOTALS

Won in Overtime

| | | |
|--------------|----------|--|
| By 49ers: | 1/3/16 | 49ers win vs. St. Louis, 19–16 |
| By Opponent: | 12/20/14 | Chargers win vs. San Diego, 38–35 |
| | 1/22/12 | Giants win vs. New York, 20–17 – NFC–C |

Won by Scoring in the Last Two Minutes of Regulation

| | | |
|--------------|----------|---|
| By 49ers: | 12/29/13 | 49ers win at Arizona, 23–20 (last score at 0:00) |
| | 1/5/14 | 49ers win at Green Bay, 23–20 (last score at 0:00) – NFC–WC |
| By Opponent: | 11/13/16 | Cardinals win at Arizona, 23–20 (last score at 0:00) |
| | 1/20/91 | Giants win vs. New York, 15–13 (last score at 0:00) – NFC–C |

Tied Game by Scoring in the Last Two Minutes of Regulation

| | | |
|--------------|----------|--|
| By 49ers: | 11/13/16 | 49ers loss at Arizona, 20–23 (tied game at 1:55) |
| By Opponent: | 12/20/14 | Chargers win vs. San Diego, 38–35 (OT) (tied game at 0:29) |

Shutout

| | | |
|--------------|----------|---|
| By 49ers: | 9/12/16 | 49ers win vs. Los Angeles, 28–0 |
| | 12/29/96 | 49ers win vs. Philadelphia, 14–0 – NFC–WC |
| By Opponent: | 11/21/10 | Buccaneers win vs. Tampa Bay, 21–0 |

Won by 20–or–More Points

| | | |
|--------------|---------|---|
| By 49ers: | 9/12/16 | 49ers win vs. Los Angeles, 28–0 |
| | 1/29/95 | 49ers win at San Diego, 49–26 – SB XXIX |
| By Opponent: | 12/4/16 | Bears win at Chicago, 26–6 |
| | 1/12/03 | Buccaneers win at Tampa Bay, 31–6 – NFC–D |

Won After Trailing by 20–or–More Points

| | | |
|--------------|----------|--|
| By 49ers: | 10/2/11 | 49ers win at Philadelphia, 24–23 (Eagles ahead 23–3 in 3rd Q) |
| | 1/5/03 | 49ers win vs. New York, 39–38 (Giants ahead 38–14 in 3rd Q) – NFC–WC |
| By Opponent: | 12/20/14 | Chargers win vs. San Diego, 38–35 (OT) (49ers ahead 28–7 in 2nd Q) |

Held a 28–or–More Point Lead

| | | |
|--------------|----------|--|
| By 49ers: | 9/12/16 | 49ers win vs. Los Angeles, 28–0 (49ers ahead 28–0 in 4th Q) |
| | 1/29/95 | 49ers win vs. San Diego, 49–26 (49ers ahead 49–18 in 4th Q) – SB XXIX |
| By Opponent: | 10/16/16 | Bills win at Buffalo, 45–16 (Bills ahead 45–16 in 4th Q) |
| | 1/4/87 | Giants win at New York, 49–3 (46) – NFC–D (Giants ahead 49–3 in 4th Q) |

Held a 21–or–More Point Lead

| | | |
|--------------|----------|---|
| By 49ers: | 9/12/16 | 49ers win vs. Los Angeles, 28–0 (49ers ahead 28–0 in 4th Q) |
| | 1/12/13 | 49ers win vs. Green Bay, 45–31 (49ers ahead 45–24 in 4th Q) – NFC–D |
| By Opponent: | 10/16/16 | Bills win at Buffalo, 45–16 (Bills ahead 45–16 in 4th Q) |
| | 2/3/13 | Ravens win vs. Baltimore, 34–31 (Ravens ahead 28–6 in 3rd Q) – SB XLVII |

Scored 20–or–More Points in a Quarter

| | | |
|--------------|----------|--|
| By 49ers: | 12/20/14 | 49ers loss vs. San Diego, 35–38 (OT) (21 points, 2nd Q) |
| | 1/15/94 | 49ers win vs. Dallas, 38–28 (21 points, 1st Q) – NFC–D |
| By Opponent: | 10/16/16 | Bills win at Buffalo, 45–16 (21 points, 4th Q) |
| | 1/12/03 | Buccaneers win at Tampa Bay, 31–6 (21 points, 2nd Q) – NFC–D |

Scored 20–or–More Points in a Half

| | | |
|--------------|----------|--|
| By 49ers: | 11/6/16 | 49ers loss vs. New Orleans, 23–41 (20 points, 1st half) |
| | 2/3/13 | 49ers loss vs. Baltimore, 31–34 (25 points, 2nd half) – SB XLVII |
| By Opponent: | 11/13/16 | Cardinals win at Arizona, 23–20 (20 points, 1st half) |
| | 1/19/14 | Seahawks win at Seattle, 23–17 (20 points, 2nd half) – NFC–C |

Held Opponent without a Touchdown

| | | |
|--------------|----------|---|
| By 49ers: | 9/12/16 | 49ers win vs. Los Angeles, 28–0 |
| | 12/29/96 | 49ers win vs. Philadelphia, 14–0 – NFC–WC |
| By Opponent: | 12/4/16 | Bears win at Chicago, 26–6 (2 FGs) |
| | 1/12/03 | Buccaneers win at Tampa Bay, 31–6 (2 FGs) – NFC–D |

Touchdowns Scored by Offense and Defense

| | | |
|--------------|---------|--|
| By 49ers: | 12/6/15 | 49ers win at Chicago, 26–20 (OT) (3 offense, 1 defense) |
| | 1/3/98 | 49ers win vs. Minnesota, 38–22 (5 offense, 1 defense) – NFC–D |
| By Opponent: | 9/18/16 | Panthers win at Carolina, 46–27 (4 offense, 1 defense) |
| | 1/13/12 | Packers loss vs. Green Bay, 31–45 (3 offense, 1 defense) – NFC–D |

THE LAST TIME ...

TEAM TOTALS

Touchdowns Scored by Offense, Defense and Special Teams

By 49ers: 10/4/09 49ers win vs. St. Louis, 35–0 (2 offense, 2 defense, 1 special teams)
By Opponent: 9/23/07 Steelers win at Pittsburgh, 37–16 (2 offense, 1 defense, 1 special teams)

Safety Scored

By 49ers: 10/13/13 Corey Lemonier sacked QB Carson Palmer in the end zone vs. Arizona
2/3/13 Sam Koch OB in end zone, forced by Chris Culliver vs. Baltimore – SB XLVII
By Opponent: 12/4/16 Blaine Gabbert sacked by Leonard Floyd in the end zone at Chicago

Successful Two Point Conversion

By 49ers: 9/25/16 Carlos Hyde run at Seattle
1/5/03 Jeff Garcia pass to Terrell Owens vs. New York Giants – NFC–WC
By Opponent: 11/1/15 Nick Foles to Jared Cook at St. Louis
1/14/12 Drew Brees pass to Darren Sproles vs. New Orleans – NFC–D

Failed Two Point Conversion Attempt

By 49ers: 10/18/15 Pass failed from Colin Kaepernick to Anquan Boldin vs. Baltimore
2/3/13 Pass failed from Colin Kaepernick to Randy Moss vs. Baltimore – SB XLVII
By Opponent: 12/27/15 Pass failed from Matthew Stafford to Golden Tate at Detroit
1/13/02 Pass failed from Brett Favre to Bubba Franks at Green Bay – NFC–WC

OFFENSIVE TOTALS

500–or–More Total Net Yards of Offense

By 49ers: 10/7/12 49ers win vs. Buffalo, 45–3 (621; 311 rushing, 310 passing)
1/12/13 49ers win vs. Green Bay, 45–31 (579; 323 rushing, 256 passing) – NFC–D
By Opponent: 11/6/16 Saints win vs. New Orleans, 41–23 (571; 248 rushing, 323 passing)

400–or–More Total Net Yards of Offense

By 49ers: 11/27/16 49ers loss at Miami, 31–24 (475; 193 rushing, 282 passing)
2/3/13 49ers loss vs. Baltimore, 31–34 (468; 182 rushing, 286 passing)
By Opponent: 11/20/16 Patriots win vs. New England, 30–17 (444; 171 rushing, 273 passing)
1/20/13 Falcons loss at Atlanta, 24–28 (477; 81 rushing, 396 passing) – NFC–C

300–or–More Net Yards Rushing by Team

By 49ers: 12/20/14 49ers loss vs. Chargers, 35–38 (OT) (355)
1/12/13 49ers win vs. Green Bay, 45–31 (323) – NFC–D
By Opponent: 10/16/16 Bills win at Buffalo, 45–16 (312)

200–or–More Net Yards Rushing by Team

By 49ers: 9/14/15 49ers win vs. Minnesota, 20–3 (230)
1/12/13 49ers win vs. Green Bay, 45–31 (323) – NFC–D
By Opponent: 11/6/16 Saints win vs. New Orleans, 41–23 (248)
1/4/87 Giants win at New York, 49–3 (216) – NFC–D

Individual 200–Yard Rushing Game

By 49ers: 9/20/09 Frank Gore (16–207–2 TDs) vs. Seattle
By Opponent: 11/22/15 Thomas Rawls (30–209–1 TD) at Seattle

Individual 150–Yard Rushing Game

By 49ers: 9/14/15 Carlos Hyde (26–168–2 TDs) vs. Minnesota
1/12/13 Colin Kaepernick (16–181–2 TDs) vs. Green Bay – NFC–D
By Opponent: 11/6/16 Mark Ingram (15–158–1 TD) vs. New Orleans
1/4/87 Joe Morris (24–159–2 TDs) at New York Giants – NFC–D

Individual 100–Yard Rushing Game

By 49ers: 11/27/16 Colin Kaepernick (10–113) at Miami
1/19/14 Colin Kaepernick (11–130) at Seattle – NFC–C
By Opponent: 12/4/16 Jordan Howard (32–117–3 TDs) at Chicago
1/19/14 Marshawn Lynch (22–109–1 TD) at Seattle – NFC–C

Two 100–Yard Rushers in the Same Game

By 49ers: 12/20/14 Frank Gore (26–158–1 TD) & Colin Kaepernick (7–151–1 TD) vs. San Diego
1/12/13 Colin Kaepernick (16–181–2 TDs) and Frank Gore (23–119–1 TD) vs. Green Bay – NFC–D
By Opponent: 11/8/53 Skeets Quinlan (11–119) & Tank Younger (12–101–1 TD) at Los Angeles Rams

THE LAST TIME ...

OFFENSIVE TOTALS

Consecutive 100–Yard Rushing Games

| | | |
|--------------|------------------|--|
| By 49ers: | 12/20/14–9/14/15 | Frank Gore (26–158–1 TD) & Colin Kaepernick (7–151–1 TD) vs. San Diego; Frank Gore (25–144) vs. Arizona; Carlos Hyde (26–168–2 TDs) vs. Minnesota |
| By Opponent: | 9/18/16–11/6/16 | Fozzy Whittaker (16–100) at Carolina; Christine Michael (20–106–2 TDs) at Seattle; Ezekiel Elliot (23–138–1 TD) vs. Dallas; David Johnson (27–157–2 TDs) vs. Arizona; LeSean McCoy (19–140–3 TDs) at Buffalo; Jacquizz Rodgers (26–154) vs. Tampa Bay; Mark Ingram (15–158–1 TD) vs. New Orleans |
| | 12/31/83–1/8/84 | <i>Billy Sims (20–114–2 TDs) vs. Detroit – NFC–D; John Riggins (36–123–2 TDs) at Washington – NFC–C</i> |

Combined 200–Yard Rushing by Two Players

| | | |
|--------------|---------|---|
| By 49ers: | 9/14/15 | 209 by Carlos Hyde (26–168–2 TDs) and Colin Kaepernick (7–41) vs. Minnesota |
| | 1/12/13 | 300 by Colin Kaepernick (16–181–2 TDs) and Frank Gore (23–119–1 TD) vs. Green Bay – NFC–D |
| By Opponent: | 11/6/16 | 245 by Mark Ingram (15–158–1 TD) & Tim Hightower (23–87–1 TD) |

Individual with 30–or–More Carries

| | | |
|--------------|----------|--|
| By 49ers: | 10/30/11 | Frank Gore (31–134) vs. Cleveland |
| By Opponent: | 12/4/16 | Jordan Howard (32–117–3 TDs) at Chicago |
| | 1/8/84 | <i>John Riggins (36–123) at Washington – NFC–C</i> |

Individual with 25–or–More Carries

| | | |
|--------------|---------|--|
| By 49ers: | 9/14/15 | Carlos Hyde (26–168–2 TDs) vs. Minnesota |
| | 1/3/98 | <i>Terry Kirby (25–120) vs. Minnesota – NFC–D</i> |
| By Opponent: | 12/4/16 | Jordan Howard (32–117–3 TDs) at Chicago |
| | 1/5/03 | <i>Tiki Barber (26–115) vs. New York Giants – NFC–WC</i> |

Rushing Play of 80–or–More Yards

| | | |
|--------------|----------|---|
| By 49ers: | 12/20/14 | 90t by Colin Kaepernick vs. San Diego |
| | 1/1/89 | <i>80t by Roger Craig vs. Minnesota – NFC–D</i> |
| By Opponent: | 12/9/07 | 84t by Chester Taylor vs. Minnesota |

Rushing Play of 60–or–More Yards

| | | |
|--------------|----------|---|
| By 49ers: | 12/20/14 | 90t by Colin Kaepernick vs. San Diego |
| | 1/1/89 | <i>80t by Roger Craig vs. Minnesota – NFC–D</i> |
| By Opponent: | 11/6/15 | 75t by Mark Ingram vs. New Orleans |

Rushing Play of 40–or–More Yards

| | | |
|--------------|----------|--|
| By 49ers: | 1/3/16 | 47 by DuJuan Harris vs. St. Louis |
| | 1/19/14 | <i>58 by Colin Kaepernick at Seattle – NFC–C</i> |
| By Opponent: | 11/20/16 | 44 by LeGarrett Blount vs. New England |
| | 1/19/14 | <i>40t by Marshawn Lynch at Seattle – NFC–C</i> |

Individual with Two–or–More Rushing Touchdowns

| | | |
|--------------|---------|--|
| By 49ers: | 9/25/16 | Carlos Hyde (21–103–2 TDs) at Seattle |
| | 1/20/13 | <i>Frank Gore (21–90–2 TDs) at Atlanta – NFC–C</i> |
| By Opponent: | 12/4/16 | Jordan Howard (32–117–3 TDs) at Chicago |
| | 1/12/03 | <i>Mike Alstott (17–60–2 TDs) at Tampa Bay – NFC–D</i> |

400 Net Yards Passing by Team

| | | |
|--------------|----------|---|
| By 49ers: | 9/8/13 | 49ers win vs. Green Bay, 34–28 (404) |
| By Opponent: | 10/11/15 | Giants win at New York, 30–27 (441) |
| | 1/14/12 | <i>Saints loss vs. New Orleans, 32–36 (435) – NFC–D</i> |

300 Net Yards Passing by Team

| | | |
|--------------|----------|--|
| By 49ers: | 11/6/16 | 49ers loss vs. New Orleans, 41–23 (393) |
| | 1/5/03 | <i>49ers win vs. New York Giants, 39–38 (356) – NFC–WC</i> |
| By Opponent: | 11/13/16 | Cardinals win at Arizona, 23–20 (363) |
| | 1/20/13 | <i>Falcons loss at Atlanta, 24–28 (396) – NFC–C</i> |

Individual with 50–or–More Pass Attempts

| | | |
|--------------|----------|---|
| By 49ers: | 12/20/15 | Blaine Gabbert (50–30–295–3 INTs–1 TD) vs. Cincinnati |
| | 1/6/96 | <i>Steve Young (65–32–328–2 INTs–0 TDs) vs. Green Bay – NFC–D</i> |
| By Opponent: | 10/18/15 | Joe Flacco (53–33–343–2 INTs–2 TDs) vs. Baltimore |
| | 1/22/12 | <i>Eli Manning (58–32–316–0 INTs–2 TDs) vs. New York Giants – NFC–C</i> |

Individual with 40–or–More Pass Attempts

| | | |
|--------------|----------|--|
| By 49ers: | 11/27/16 | Colin Kaepernick (46–29–296–1 INT–3 TDs) at Miami |
| | 1/14/12 | <i>Alex Smith (42–24–299–0 INTs–3 TDs) vs. New Orleans – NFC–D</i> |
| By Opponent: | 11/20/16 | Tom Brady (40–24–280–0 INTs–4 TDs) vs. New England |
| | 1/20/13 | <i>Matt Ryan (42–30–396–1 INT–3 TDs) at Atlanta – NFC–C</i> |

THE LAST TIME ...

OFFENSIVE TOTALS

Individual with 30–or–More Pass Completions

| | | |
|--------------|----------|---|
| By 49ers: | 12/20/15 | Blaine Gabbert (50–30–295–3 INTs–1 TD) vs. Cincinnati |
| | 1/6/96 | Steve Young (65–32–328–2 INTs–0 TD) vs. Green Bay – NFC–D |
| By Opponent: | 11/13/16 | Carson Palmer (49–30–376–2 INTs–1 TD) at Arizona |
| | 1/20/13 | Matt Ryan (42–30–396–1 INT–3 TDs) at Atlanta – NFC–C |

Individual with 25–or–More Pass Completions

| | | |
|--------------|----------|--|
| By 49ers: | 11/27/16 | Colin Kaepernick (46–29–296–1 INT–3 TDs) at Miami |
| | 1/5/03 | Jeff Garcia (44–27–331–1 INT–3 TDs) vs. New York Giants – NFC–WC |
| By Opponent: | 11/13/16 | Carson Palmer (49–30–376–2 INTs–1 TD) at Arizona |
| | 1/20/13 | Matt Ryan (42–30–396–1 INT–3 TDs) at Atlanta – NFC–C |

No Sacks Allowed

| | | |
|--------------|---------|---|
| By 49ers: | 9/25/16 | 49ers loss at Seattle, 18–37 (25 attempts – Blaine Gabbert) |
| | 1/5/03 | 49ers win vs. New York Giants, 39–38 (44 attempts – Jeff Garcia) – NFC–WC |
| By Opponent: | 1/3/16 | Rams loss vs. St. Louis, 16–19 (OT) (37 attempts – Case Keenum) |
| | 1/7/95 | Bears loss vs. Chicago, 15–44 (19 attempts – Steve Walsh) – NFC–D |

Individual 300–Yard Passing Game

| | | |
|--------------|----------|--|
| By 49ers: | 11/6/16 | Colin Kaepernick (39–24–398–1 INT–2 TDs) vs. New Orleans |
| | 2/3/13 | Colin Kaepernick (28–16–302–1 INT–1 TD) vs. Baltimore – SB XLVII |
| By Opponent: | 11/13/16 | Carson Palmer (49–30–376–2 INTs–1 TD) at Arizona |
| | 1/20/13 | Matt Ryan (42–30–396–1 INT–3 TDs) at Atlanta – NFC–C |

Consecutive 300–Yard Passing Games

| | | |
|--------------|-------------------|---|
| By 49ers: | 12/10/00–12/17/00 | Jeff Garcia (38–25–305–2 INTs–2 TDs) vs. New Orleans; Garcia (44–36–402–0 INTs–2 TDs) vs. Chicago |
| By Opponent: | 11/6/16–11/13/16 | Drew Brees (39–28–323–0 INTs–3 TDs) vs. New Orleans; Carson Palmer (49–30–376–2 INTs–1 TD) at Arizona |
| | 1/14/12–1/22/12 | Drew Brees (63–40–462–2 INTs–4 TDs) vs. New Orleans – NFC–D; Eli Manning (58–32–316–0 INTs–2 TDs) vs. New York Giants – NFC–C |

Individual with Four–or–More Touchdown Passes

| | | |
|--------------|----------|---|
| By 49ers: | 12/16/12 | Colin Kaepernick (25–14–216–1 INT–4 TDs) at New England |
| | 1/29/95 | Steve Young (36–24–325–0 INT–6 TDs) at San Diego – SB XXIX |
| By Opponent: | 11/20/16 | Tom Brady (40–24–280–0 INTs–4 TDs) vs. New England |
| | 1/14/12 | Drew Brees (63–40–462–2 INTs–4 TDs) vs. New Orleans – NFC–D |

Individual with Three–or–More Touchdown Passes

| | | |
|--------------|----------|--|
| By 49ers: | 11/27/16 | Colin Kaepernick (46–29–296–1 INT–3 TDs) at Miami |
| | 1/14/12 | Alex Smith (42–24–299–0 INTs–3 TDs) vs. New Orleans – NFC–D |
| By Opponent: | 11/27/16 | Ryan Tannehill (30–20–285–0 INTs–3 TDs) at Miami |
| | 2/3/13 | Joe Flacco (33–22–287–0 INTs–3 TDs) vs. Baltimore – SB XLVII |

Individual with 10–or–More Receptions

| | | |
|--------------|----------|---|
| By 49ers: | 9/21/14 | Michael Crabtree (10–80–1 TD) at Arizona |
| | 1/6/96 | Jerry Rice (11–117) vs. Green Bay – NFC–D |
| By Opponent: | 11/13/16 | Larry Fitzgerald (12–133) vs. Arizona |
| | 1/20/13 | Julio Jones (11–182–2 TDs) at Atlanta – NFC–C |

Individual with 150–Yard Receiving Game

| | | |
|--------------|----------|--|
| By 49ers: | 10/13/13 | Vernon Davis (8–180–2 TDs) vs. Arizona |
| | 1/14/12 | Vernon Davis (7–180–2 TDs) vs. New Orleans – NFC–D |
| By Opponent: | 9/25/16 | Doug Baldwin (8–164–1 TD) at Seattle |
| | 1/20/13 | Julio Jones (11–182–2 TDs) at Atlanta – NFC–C |

Individual with 100–Yard Receiving Game

| | | |
|--------------|----------|---|
| By 49ers: | 11/6/16 | Quinton Patton (6–106) vs. New Orleans |
| | 1/12/14 | Anquan Boldin (8–136) at Carolina – NFC–D |
| By Opponent: | 11/13/16 | Larry Fitzgerald (12–132) & Michael Floyd (5–101) vs. Arizona |
| | 1/19/14 | Doug Baldwin (6–106) at Seattle – NFC–C |

Two 100–Yard Receivers in the Same Game

| | | |
|--------------|----------|---|
| By 49ers: | 10/7/12 | Michael Crabtree (6–113–1 TD) & Vernon Davis (5–106) vs. Buffalo |
| | 2/3/13 | Michael Crabtree (5–109–1 TD) & Vernon Davis (6–104) vs. Baltimore – SB XLVII |
| By Opponent: | 11/13/16 | Larry Fitzgerald (12–132) & Michael Floyd (5–101) vs. Arizona |
| | 1/20/13 | Julio Jones (11–182–2 TDs) & Roddy White (7–100) at Atlanta – NFC–C |

THE LAST TIME ...

OFFENSIVE TOTALS

Consecutive 100–Yard Receiving Games

| | | |
|--------------|--|--|
| By 49ers: | 10/11/15–10/18/15 1/14/12 – 1/12/14 | Anquan Boldin (8–107–1 TD) at New York Giants; Anquan Boldin (5–102) vs. Baltimore <i>Vernon Davis (7–180–2 TDs) vs. New Orleans – NFC–D; V. Davis (3–112–2 TDs) vs. New York Giants – NFC–C; Michael Crabtree (9–119–2 TDs) vs. Green Bay – NFC–D; Vernon Davis (5–106– 1 TD) at Atlanta – NFC–C; Michael Crabtree (5–109–1 TD) & Vernon Davis (6–104) vs. Baltimore – SB XLVII; Michael Crabtree (8–125) at Green Bay – NFC–WC; Anquan Boldin (8–136) at Carolina – NFC–D</i> |
| By Opponent: | 9/18/16–9/25/16 1/12/14–1/19/14 | Kelvin Benjamin (7–108–2 TDs) & Greg Olsen (5–122–1 TD) at Carolina; Doug Baldwin (8–164–1 TD) & Jimmy Graham (6–100–1 TD) at Seattle <i>Ted Ginn, Jr. (4–104) at Carolina – NFC–D; Doug Baldwin (6–106) at Seattle – NFC–C</i> |

Pass Play of 80–or–More Yards

| | | |
|--------------|----------|---|
| By 49ers: | 10/13/14 | 80t, Colin Kaepernick to Brandon Lloyd at St. Louis |
| By Opponent: | 10/11/09 | 90t, Matt Ryan to Roddy White vs. Atlanta |

Pass Play of 60–or–More Yards

| | | |
|--------------|--------------------|---|
| By 49ers: | 11/6/16 1/22/12 | 65t, Colin Kaepernick to Vance McDonald vs. New Orleans <i>73t, Alex Smith to Vernon Davis vs. New York Giants – NFC–C</i> |
| By Opponent: | 9/18/16 1/14/12 | 78t, Cam Newton to Greg Olsen at Carolina <i>66t, Drew Brees to Jimmy Graham vs. New Orleans – NFC–D</i> |

Pass Play of 40–or–More Yards

| | | |
|--------------|---------------------|---|
| By 49ers: | 11/13/16 1/12/14 | 45, Colin Kaepernick to Quinton Patton at Arizona <i>45, Colin Kaepernick to Anquan Boldin at Carolina – NFC–D</i> |
| By Opponent: | 11/27/16 1/19/14 | 46, Ryan Tannehill to DeVante Parker; 43t, Ryan Tannehill to Kenny Stills <i>51, Russell Wilson to Doug Baldwin at Seattle – NFC–C</i> |

Individual with Three–or–More Touchdown Receptions

| | | |
|--------------|---------------------|---|
| By 49ers: | 10/25/09 1/29/95 | Vernon Davis (7–93–3 TDs) at Houston <i>Jerry Rice (10–149–3 TDs) at San Diego – SB XXIX</i> |
| By Opponent: | 9/14/14 1/5/03 | Brandon Marshall (5–48–3 TDs) vs. Chicago <i>Amani Toomer (8–136–3 TDs) vs. New York Giants – NFC–WC</i> |

Individual with Two–or–More Touchdown Receptions

| | | |
|--------------|--------------------|---|
| By 49ers: | 11/8/15 1/12/13 | Garrett Celek (2–12–2 TDs) vs. Atlanta <i>Michael Crabtree (9–119–2 TDs) vs. Green Bay – NFC–D</i> |
| By Opponent: | 11/6/16 1/20/13 | Michael Thomas (5–73–2 TDs) vs. New Orleans <i>Julio Jones (11–182–2 TDs) at Atlanta – NFC–C</i> |

Led Team in Both Rushing and Receiving Yards in the Same Game

| | | |
|--------------|-------------------|--|
| By 49ers: | 1/3/16 1/15/94 | DuJuan Harris (16–67 rushing, 8–86 receiving) vs. St. Louis <i>Ricky Watters (24–118 rushing, 5–46 receiving) vs. New York Giants – NFC–D</i> |
| By Opponent: | 10/12/08 | Correll Buckhalter (18–93–1 TD rushing, 7–85 receiving) vs. Philadelphia |

100–Yard Rusher & Receiver in the Same Game

| | | |
|--------------|--------------------|---|
| By 49ers: | 10/13/13 2/3/13 | Frank Gore (25–101) & Vernon Davis (8–180–2 TDs) vs. Arizona <i>Frank Gore (19–110–1 TD), Michael Crabtree (5–109–1 TD) & Vernon Davis (6–104) vs. Baltimore – SB XLVII</i> |
| By Opponent: | 9/25/16 1/19/14 | Christine Michael (20–106–2 TDs) & Doug Baldwin (8–164–1 TD), Jimmy Graham (6–100–1 TD) at Seattle <i>Marshawn Lynch (22–109–1 TD) & Doug Baldwin (6–106) at Seattle – NFC–C</i> |

100–Yard Rusher, 100–Yard Receiver & 300–Yard Passer in the Same Game

| | | |
|--------------|-------------------|--|
| By 49ers: | 10/7/12 2/3/13 | Frank Gore (14–106–1 TD), Michael Crabtree (6–113–1 TD), Vernon Davis (5–106) & Alex Smith (24–18– 303–0 INTs–3 TDs) vs. Buffalo <i>Frank Gore (19–110–1 TD), Michael Crabtree (5–109–1 TD), Vernon Davis (6–104) & Colin Kaepernick (28–16–302–1 INT–1 TD) vs. Baltimore – SB XLVII</i> |
| By Opponent: | 9/18/16 1/5/03 | Fozzy Whittaker (16–100), Kelvin Benjamin (7–108–2 TDs), Greg Olsen (5–122–1 TD) & Cam Newton (40–24–353–1 INT– 4 TDs) at Carolina <i>Tiki Barber (26–115–1 TD), Amani Toomer (8–136–3 TDs), & Kerry Collins (43–29–342–1 INT–4 TDs) vs. New York Giants – NFC–WC</i> |

Individual with at Least One Rushing and One Receiving Touchdown in the Same Game

| | | |
|--------------|---------------------|---|
| By 49ers: | 12/20/14 1/29/95 | Bruce Ellington (3–12–1 TD rushing, 1–8–1 TD receiving) vs. San Diego <i>Ricky Watters (15–47–1 TD rushing, 3–61–2 TDs receiving) at San Diego – SB XXIX</i> |
| By Opponent: | 11/13/16 1/23/94 | David Johnson (19–55–1 TD rushing, 5–46–1 TD receiving) at Arizona <i>Emmitt Smith (23–88–1 TD rushing, 7–85–1 TD receiving) at Dallas – NFC–C</i> |

THE LAST TIME ...

OFFENSIVE TOTALS

Individual with at Least One Rushing Touchdown and One Touchdown Pass in the Same Game

| | | |
|--------------|----------|---|
| By 49ers: | 11/16/16 | Colin Kaepernick (30-17-198-0 INTs-1 TD passing, 10-55-1 TD rushing) at Arizona |
| | 1/12/14 | Colin Kaepernick (28-15-196-0 INTs-1 TD passing, 8-15-1 TD rushing) at Carolina – NFC-D |
| By Opponent: | 12/16/12 | Tom Brady (65-36-443-2 INTs-1 TD passing, 3-11-1 TD rushing) at New England |

No Turnovers

| | | |
|--------------|----------|---|
| By 49ers: | 12/4/16 | 49ers loss at Chicago, 6-26 |
| | 1/12/14 | 49ers win at Carolina, 23-10 – NFC-D |
| By Opponent: | 11/27/16 | Dolphins win at Miami, 31-24 |
| | 1/5/14 | Packers loss at Green Bay, 20-23 – NFC-WC |

Touchdown Scored on First Drive

| | | |
|--------------|----------|---|
| By 49ers: | 11/27/16 | 49ers loss at Miami, 24-31 |
| | 1/5/03 | 49ers win vs. New York Giants, 39-38 – NFC-WC |
| By Opponent: | 11/20/16 | Patriots win vs. New England, 30-17 |
| | 2/3/13 | Ravens win vs. Baltimore, 34-31 – SB XLVII |

DEFENSIVE TOTALS

Held Opponent Under 200 Net Yards of Total Offense

| | | |
|--------------|---------|--|
| By 49ers: | 9/12/16 | 49ers win vs. Los Angeles, 28-0 (185; 65 rushing, 120 passing) |
| | 1/15/94 | 49ers win vs. New York Giants, 44-3 (194; 41 rushing, 153 passing) – NFC-D |
| By Opponent: | 12/4/16 | Bears win at Chicago, 26-6 (147; 141 rushing, 6 passing) |
| | 1/4/97 | Packers win at Green Bay, 35-14 (196; 68 rushing, 128 passing) – NFC-D |

Held Opponent Under 300 Net Yards of Total Offense

| | | |
|--------------|---------|--|
| By 49ers: | 10/6/16 | 49ers loss vs. Arizona, 21-33 (288; 172 rushing, 116 passing) |
| | 1/5/14 | 49ers win at Green Bay, 23-20 (281; 124 rushing, 157 passing) – NFC-WC |
| By Opponent: | 12/4/16 | Bears win at Chicago, 26-6 (147; 141 rushing, 6 passing) |
| | 1/12/03 | Buccaneers win at Tampa Bay, 31-6 (228; 62 rushing, 166 passing) – NFC-D |

Held Opponent Under 50 Yards Rushing

| | | |
|--------------|---------|---|
| By 49ers: | 11/8/15 | 49ers win vs. Atlanta, 17-16 (17) |
| | 1/14/12 | 49ers win vs. New Orleans, 36-32 (37) – NFC-D |
| By Opponent: | 11/1/15 | Rams win at St. Louis, 27-6 (38) |
| | 1/11/98 | Packers win vs. Green Bay, 23-10 (33) – NFC-C |

Held Opponent Under 75 Yards Rushing

| | | |
|--------------|---------|---|
| By 49ers: | 9/12/16 | 49ers win vs. Los Angeles, 28-0 (65) |
| | 1/14/12 | 49ers win vs. New Orleans, 36-32 (37) – NFC-D |
| By Opponent: | 9/18/16 | Panthers win at Carolina, 46-27 (65) |
| | 1/12/03 | Buccaneers win vs. Tampa Bay, 31-6 (62) – NFC-D |

Held Opponent Under 100 Yards Rushing

| | | |
|--------------|----------|---|
| By 49ers: | 11/27/16 | 49ers loss at Miami, 24-31 (95) |
| | 1/12/14 | 49ers win at Carolina, 23-10 (93) – NFC-D |
| By Opponent: | 11/13/16 | Cardinals win at Arizona, 23-20 (83) |
| | 1/12/03 | Buccaneers win vs. Tampa Bay, 31-6 (62) – NFC-D |

Held Opponent Under 100 Net Yards Passing

| | | |
|--------------|----------|---|
| By 49ers: | 11/23/14 | 49ers win vs. Washington, 17-13 (77) |
| | 1/4/97 | 49ers loss at Green Bay, 35-14 (71) – NFC-D |
| By Opponent: | 12/4/16 | Bears win at Chicago, 26-6 (6) |

Held Opponent Under 150 Net Yards Passing

| | | |
|--------------|---------|--|
| By 49ers: | 10/6/16 | 49ers loss vs. Arizona, 21-33 (116) |
| | 1/4/97 | 49ers loss at Green Bay, 14-35 (71) – NFC-D |
| By Opponent: | 12/4/16 | Bears win at Chicago, 26-6 (6) |
| | 1/19/14 | Seahawks win at Seattle, 23-17 (147) – NFC-C |

Interception Return for a Touchdown

| | | |
|--------------|---------|---|
| By 49ers: | 12/6/15 | Jimmie Ward, 29 (QB Jay Cutler) at Chicago |
| | 1/3/98 | Ken Norton, 23 (QB Randall Cunningham) vs. Minnesota – NFC-D |
| By Opponent: | 9/27/15 | Justin Bethel, 21 (QB Colin Kaepernick) & Tyrann Mathieu, 33 (QB Colin Kaepernick) at Arizona |
| | 1/12/13 | Sam Shields, 52 (QB Colin Kaepernick) vs. Green Bay – NFC-D |

THE LAST TIME ...

DEFENSIVE TOTALS

Individual with Three-or-More Interceptions

By 49ers: 10/8/06 Walt Harris (1–Andrew Walter, 2–Marcus Tuiasosopo) vs. Oakland
By Opponent: 11/20/77 Bill Simpson (1–Scott Bull, 2–Jim Plunkett) vs. Los Angeles Rams

Individual with Two-or-More Interceptions

By 49ers: 11/16/14 Chris Borland (2 – QB Eli Manning) at New York Giants
1/15/95 Eric Davis (2 – QB Troy Aikman) vs. Dallas – NFC–C
By Opponent: 9/27/15 Tyrann Mathieu (2 – QB Colin Kaepernick) at Arizona
1/9/99 William White (2 – QB Steve Young) at Atlanta – NFC–D

Seven-or-More Sacks by Team

By 49ers: 1/3/10 49ers win at St. Louis, 28–6 (8)
1/6/85 49ers win vs. Chicago, 23–0 (9) – NFC–C
By Opponent: 10/6/16 Cardinals win vs. Arizona, 33–21 (7)

Six-or-More Sacks by Team

By 49ers: 11/25/13 49ers win at Washington, 27–6 (6)
1/22/12 49ers loss vs. New York Giants, 17–20 (OT) (6) – NFC–C
By Opponent: 12/4/16 Bears win at Chicago, 26–6 (6)

Five-or-More Sacks by Team

By 49ers: 10/22/15 49ers loss vs. Seattle, 3–20 (5)
1/12/14 49ers win at Carolina, 23–10 (5) – NFC–D
By Opponent: 12/4/16 Bears win at Chicago, 26–6 (6)

Individual with Three-or-More Sacks

By 49ers: 11/19/12 Aldon Smith (5.5 sacks of QB Jason Campbell) vs. Chicago
1/9/93 Pierce Holt (3.0 of QB Mark Rypien) vs. Washington – NFC–D
By Opponent: 10/22/15 Michael Bennett (3.5 of QB Colin Kaepernick) vs. Seattle
1/17/93 Tony Casillas (3.0 of QB Steve Young) vs. Dallas – NFC–C

Individual with Two-or-More Sacks

By 49ers: 10/16/16 DeForest Buckner (2.0 of QB Tyrod Taylor) at Buffalo
1/19/14 Aldon Smith (2.0 of QB Russell Wilson) at Seattle – NFC–C
By Opponent: 12/4/16 Leonard Floyd (1.0 of QB Colin Kaepernick and 1.0 of QB Blaine Gabbert) vs. Chicago and Akiem Hicks (2.0 of QB Colin Kaepernick)
2/3/13 Paul Kruger (2.0 of QB Colin Kaepernick) vs. Baltimore – SB XLVII

Fumble Recovered for Touchdown

By 49ers: 9/7/14 Chris Culliver recovered a Demarco Murray fumble and returned it 35 yards at Dallas
12/26/71 Bob Hoskins recovered a Bruce Gossett fumble in end zone vs. Washington – NFC–D
By Opponent: 9/18/16 Shaq Thompson recovered a Carlos Hyde fumble and returned it 9 yards at Carolina
1/4/97 Antonio Freeman recovered an Edgar Bennet fumble in end zone at Green Bay – NFC–D

SPECIAL TEAMS TOTALS

Kickoff Return for a Touchdown

By 49ers: 9/11/11 Ted Ginn Jr., 102 yards vs. Seattle
1/11/98 Chuck Levy, 95 yards vs. Green Bay – NFC–C
By Opponent: 12/12/10 Leon Washington, 92 yards vs. Seattle
2/3/13 Jacoby Jones, 108 yards vs. Baltimore – SB XLVII

Kickoff Return for a Touchdown on the Opening Kickoff

By 49ers: 11/10/08 Allen Rossum, 104 yards at Arizona
12/23/72 Vic Washington, 97 yards vs. Dallas – NFC–D
By Opponent: (could not find an instance when it occurred)

Punt Return for a Touchdown

By 49ers: 9/11/11 Ted Ginn Jr., 55 yards vs. Seattle
By Opponent: 9/28/14 Darren Sproles, 82 yards vs. Philadelphia
1/4/97 Desmond Howard, 71 yards at Green Bay – NFC–D

THE LAST TIME ...

SPECIAL TEAMS TOTALS

Blocked Punt Recovered for Touchdown

By 49ers: 10/3/10 Taylor Mays recovered Michael Koenen's punt (blocked by Dominique Zeigler) in the end zone at Atlanta
By Opponent: 9/28/14 Brad Smith recovered Andy Lee's punt (blocked by Trey Burton) in the end zone vs. Philadelphia

Blocked Punt

By 49ers: 9/14/14 Aaron Lynch blocked Patrick O'Donnell's punt vs. Chicago
1/6/90 *Spencer Tillman blocked Bucky Scribner's punt vs. Minnesota – NFC–D*
By Opponent: 9/28/14 Trey Burton blocked Andy Lee's punt vs. Philadelphia
12/16/71 *Jon Jaqua blocked Steve Spurrier's punt vs. Washington – NFC–D*

Blocked PAT

By 49ers: 9/18/16 Ahmad Brooks blocked a PAT attempt by Graham Gano at Carolina
By Opponent: 12/6/15 Eddie Goldman blocked a PAT attempt by Phil Dawson at Chicago

Missed (not blocked) PAT

By 49ers: 10/12/03 Owen Pochman at Seattle
By Opponent: 11/20/16 Stephen Gostkowski vs. New England

Blocked Field Goal

By 49ers: 1/3/16 Dontae Johnson blocked a 48-yard attempt by Greg Zuerlein vs. St. Louis
By Opponent: 12/20/15 Carlos Dunlap blocked a 41-yard attempt by Phil Dawson vs. Cincinnati

Blocked Field Goal returned for a TD

By 49ers: 9/27/09 Nate Clements, 59-yard return after Ray McDonald blocked a 44-yard attempt by Ryan Longwell at Minnesota
By Opponent: 12/23/12 Richard Sherman, 90-yard return after Red Bryant blocked a 21-yard attempt by David Akers at Seattle

Individual with Five–or–More Field Goals

By 49ers: 10/5/14 Phil Dawson (5–5) vs. Kansas City
By Opponent: 10/2/05 Neil Rackers (6–6) at Arizona
1/20/91 *Matt Bahr (5–6) vs. New York Giants – NFC–C*

Individual with Four–or–More Field Goals

By 49ers: 1/3/16 Phil Dawson (4–4) vs. St. Louis
1/24/82 *Ray Wersching (4–4) at Cincinnati – SB XVI*
By Opponent: 9/18/16 Graham Gano (4–4) at Carolina
1/20/91 *Matt Bahr (5–6) vs. New York Giants – NFC–C*

Individual with Three–or–More Field Goals

By 49ers: 11/6/16 Phil Dawson (3–3) vs. New Orleans
1/12/14 *Phil Dawson (3–3) at Carolina – NFC–D*
By Opponent: 11/13/16 Chandler Catanzaro (3–3) at Arizona
1/19/14 *Steven Hauschka (3–3) at Seattle – NFC–C*

Successful Onsides Kick

By 49ers: 12/20/15 Phil Dawson kick recovered by 49ers Nick Bellore vs. Cincinnati (4th Q)
By Opponent: 11/16/14 Josh Brown kick recovered by Giants Mark Herzlich at New York Giants (3rd Q)

Failed Onsides Kick Attempt

By 49ers: 11/20/16 Phil Dawson kick recovered by Danny Amendola vs. New England (4th Q)
By Opponent: 10/13/14 Johnny Hekker kick recovered by Stevie Johnson at St. Louis (4th Q)
1/12/13 *Mason Crosby kick recovered by Delanie Walker vs. Green Bay (4th Q) – NFC–D*



ARIK ARMSTEAD

91

POSITION DL | HEIGHT 6-7 | WEIGHT 292 | COLLEGE OREGON

BORN 11.15.93 // SACRAMENTO, CA // PLEASANT GROVE HS, ELK GROVE, CA
2ND YEAR // ACQUIRED D-1 IN '15

2016 HIGHLIGHTS

- As a part of a 49ers defense that registered the first shutout in franchise history on opening day, recorded his third career sack vs. LA (9/12), taking down QB Case Keenum for a 4-yd. loss.
- Recorded 1.0 sack and the first FF of his career at Buf. (10/16), stripping the ball from Bills QB Tyrod Taylor.

GOLDMINE

- During Super Bowl 50's Media Day, Armstead joined Sacramento's ABC10 sports team as a reporter to learn what it is like to cover NFL players during one of the most hectic events of the year. Held at SAP Center in San Jose, Armstead interviewed former teammates, fans, media members and Miss Universe. "It's like a feeding frenzy - everyone running around, and being part of that frenzy was a unique experience," said Armstead during the event.
- Armstead's brother, Armond, was forced to retire before ever playing a down in the NFL. After playing collegiately at USC, Armond became an All-Star for the Toronto Argonauts of the Canadian Football League, helping the team win the league's 100th Grey Cup. He went on to sign with the New England Patriots in 2013, but medical issues forced him to hang up his cleats. "The biggest thing he has told me through this process is, 'at the end of the day, it's just football.' Having a brother who played at this level makes everything less overwhelming."
- If Armstead wasn't in the NFL, he would be playing basketball. He was a three-year starter in basketball at Pleasant Grove High School in Sacramento and played two years at the University of Oregon before focusing solely on football for the 2014 season. He entered his high school senior season listed as the number three prospect in NorCalPrep.com's Top 40 rankings for the class of 2012. "A big part of the recruiting pitch from Oregon was they were going to let me play two sports. We only lost 5 games during my time there. I wanted to go somewhere with the chance to win and be a part of something special."



ARMSTEAD'S GOLDEN NUGGETS

- Lists his parents, Gus and Christa, as the most influential people in his life. He also gives credit to his grandfather, Willie B. Armstead, an Air Force veteran, for instilling the value of integrity that his parents have passed along to him. "A lot of things he instilled in my dad have carried down to me. Having a family member who is more courageous than you can imagine and who served his country is a huge honor."
- Played both basketball and football at Oregon before focusing only on football in 2014.

ARMSTEAD'S GAME-BY-GAME

2016

| Date | Opp | W/L | P/S | Tot | Sol | Ast | Sk | Yds | Int | Yds | PD | FF | FR | Yds |
|--------|--------|-----|-----|-----|-----|-----|-----|-----|-----|-----|----|----|----|-----|
| Sep 12 | LA | W | 1/0 | 1 | 1 | 0 | 1.0 | 4.0 | 0 | 0 | 0 | 0 | 0 | 0 |
| Sep 18 | at Car | L | 1/0 | 2 | 1 | 1 | 0.0 | 0.0 | 0 | 0 | 0 | 0 | 0 | 0 |
| Sep 25 | at Sea | L | 1/0 | 1 | 1 | 0 | 0.0 | 0.0 | 0 | 0 | 0 | 0 | 0 | 0 |
| Oct 2 | Dal | L | 1/0 | 2 | 0 | 2 | 0.0 | 0.0 | 0 | 0 | 0 | 0 | 0 | 0 |
| Oct 6 | Arz | L | 1/1 | 6 | 2 | 4 | 0.0 | 0.0 | 0 | 0 | 0 | 0 | 0 | 0 |
| Oct 16 | at Buf | L | 1/1 | 3 | 3 | 0 | 1.0 | 0.0 | 0 | 0 | 0 | 1 | 0 | 0 |
| Oct 23 | TB | L | 1/1 | 4 | 3 | 1 | 0.5 | 0.5 | 0 | 0 | 0 | 0 | 0 | 0 |
| Nov 6 | NO | L | 1/1 | 2 | 0 | 2 | 0.0 | 0.0 | 0 | 0 | 0 | 0 | 0 | 0 |

PLACED ON INJURED RESERVE (Shoulder) ON 11/8

TOTALS 8/4 21 11 10 2.5 4.5 0 0 0 1 0 0

GOLDMINE (CONTINUED)

- For Armstead, the NFL Draft process was a whirlwind tour. He went straight from the National Championship Game to San Diego to prepare for the NFL Combine and then to Sacramento for the Draft itself. However, his favorite part of the process was being drafted by a team so close to his hometown. "It's a dream come true. I'm blessed to be in this situation. Not a lot of other people are that close to home. Being able to play home games in front of my family is perfect for me."

ARMSTEAD'S CAREER STATISTICS

| YEAR | TEAM | GP | GS | TACKLES | | | SACKS | YDS | INTERCEPTIONS | | | | FUMBLES | | | | |
|---------------|------|-----------|----------|-----------|-----------|-----------|------------|-------------|---------------|----------|----------|----------|----------|----------|----------|----------|----------|
| | | | | TOT | SOL | AST | | | INT | YDS | LG | TD | PD | FF | FR | YDS | |
| 2015 | SF | 16 | 1 | 19 | 13 | 6 | 2.0 | 12.0 | 0 | 0 | – | 0 | 0 | 0 | 0 | 0 | 0 |
| 2016 | SF | 8 | 4 | 21 | 11 | 10 | 2.5 | 4.5 | 0 | 0 | – | 0 | 0 | 1 | 0 | 0 | 0 |
| TOTALS | | 24 | 5 | 40 | 24 | 14 | 4.5 | 16.5 | 0 | 0 | – | 0 | 0 | 1 | 0 | 0 | 0 |

Milestones:

NFL Debut: vs. Min. (9/14/15); **First Start:** vs. StL (1/3/16); **First Sack:** at Arz. (9/27/15 – QB Carson Palmer); **First FF:** at Buf. (10/16/16 – QB Tyrod Taylor)

ARMSTEAD'S CAREER HIGHS

Total Tackles: 6 vs. Arz. (10/6/16)

Solo: 3 (3 times) Last vs. TB (10/23/16)

Assists: 4 vs. Arz. (10/6/16)

Sacks: 1.0 (4 times) Last at Buf. (10/16/16)

Forced Fumbles: 1 at Buf. (10/16/16)

ARMSTEAD'S TRANSACTIONS

Originally a 1st-round (17th overall) draft choice by SF in 2015.



RAY-RAY ARMSTRONG

54

POSITION LB | HEIGHT 6-3 | WEIGHT 220 | COLLEGE MIAMI (FL)

BORN 3.5.91 // SANFORD, FL // SEMINOLE HS, SANFORD, FL
4TH YEAR // ACQUIRED WAI. IN '15 - OAK

2016 HIGHLIGHTS

- As a part of a 49ers defense that registered the first shutout in franchise history on opening day, registered 5 tackles, his first career INT and a career-high 2 PDs vs. LA (9/12), intercepting QB Case Keenum and returning it 5-yds.

GOLDMINE

- As a senior in college, Armstrong and his father, Albert, along with the help of his high school coaches, held a free football camp at Seminole HS in Florida. More than 100 kids registered for the free youth football camp and barbeque. "This means a lot to come back and support the people that I grew up with, the family that I've been around for so long," Armstrong said at the time. "I'm just coming back to show them love."

ARMSTRONG'S GOLDEN NUGGETS

- Claimed off of waivers by SF on 11/25/15 and saw action in the final five games of the season.
- Appeared in 10 games for the Raiders in 2015, recording his first career sack at Cle. (9/27).
- As a senior in high school, started a free youth football camp at Seminole HS in order to give back to his local community.

ARMSTRONG'S GAME-BY-GAME

2016

| Date | Opp | W/L | P/S | Tot | Sol | Ast | Sk | Yds | Int | Yds | PD | FF | FR | Yds | |
|---|--------|-----|-----|------------|----------|----------|----------|------------|------------|----------|----------|----------|----------|----------|----------|
| Sep 12 | LA | W | 1/0 | 5 | 3 | 2 | 0.0 | 0.0 | 1 | 5 | 2 | 0 | 0 | 0 | |
| Sep 18 | at Car | L | 1/0 | 4 | 4 | 0 | 0.0 | 0.0 | 0 | 0 | 0 | 0 | 1 | 0 | |
| PLACED ON INJURED RESERVED (Chest) ON 9/20 | | | | | | | | | | | | | | | |
| TOTALS | | | | 2/0 | 9 | 7 | 2 | 0.0 | 0.0 | 1 | 5 | 2 | 0 | 1 | 0 |

ARMSTRONG'S CAREER STATISTICS

| YEAR | TEAM | GP | GS | TACKLES | | | | YDS | INT | YDS | INTERCEPTIONS | | | PD | FUMBLES | | |
|---------------|---------|-----------|----------|-----------|-----------|-----------|------------|------------|----------|----------|---------------|----------|----------|----------|----------|----------|--|
| | | | | TOT | SOL | AST | SACKS | | | | LG | TD | FF | | FR | YDS | |
| 2013 | STL | 16 | 0 | 3 | 3 | 0 | 0.0 | 0.0 | 0 | 0 | — | 0 | 0 | 0 | 1 | 0 | |
| 2014 | STL/OAK | 15 | 3 | 27 | 17 | 10 | 0.0 | 0.0 | 0 | 0 | — | 0 | 1 | 1 | 0 | 0 | |
| 2015 | OAK/SF | 15 | 2 | 17 | 15 | 2 | 1.0 | 3.0 | 0 | 0 | — | 0 | 0 | 0 | 0 | 0 | |
| 2016 | SF | 2 | 0 | 9 | 7 | 2 | 0.0 | 0.0 | 1 | 5 | 5 | 0 | 2 | 0 | 1 | 0 | |
| TOTALS | | 48 | 5 | 56 | 42 | 14 | 1.0 | 3.0 | 1 | 5 | 5 | 0 | 3 | 1 | 2 | 0 | |

Additional Statistics:

Special Teams Tackles – 24: 2013 (12); 2014 (4); 2015 (8)

Milestones:

NFL Debut: vs. Arz. (9/8/13); **First Start:** at KC (12/14/14); **First FR:** vs. SF (9/26/13 – QB Colin Kaepernick); **First FF:** at Den. (12/28/14 – RB C.J. Anderson); **First Sack:** at Cle. (9/27/15 – QB Josh McCown); **First INT:** vs. LA (9/12/16 – QB Case Keenum)

ARMSTRONG'S CAREER HIGHS

Total Tackles: 11 at KC (12/14/14)
Solo: 6 at Den. (12/28/14)
Assists: 7 at KC (12/14/14)

Sacks: 1.0 at Cle. (9/27/15)
Interceptions: 1 vs. LA (9/12/16)
Passes Defended: 2 vs. LA (9/12/16)

ARMSTRONG'S TRANSACTIONS

Originally signed by StL as an undrafted free agent on 5/9/13...Waived by StL on 10/6/14...Claimed off waivers by Oak. on 10/7/14...Waived by Oak. on 11/24/15...Claimed off waivers by SF on 11/25/15...Signed one-year extension with SF on 3/8/16...Placed on the Injured Reserve List on 9/20/16.



MARCUS BALL

46

POSITION S

HEIGHT 6-1

WEIGHT 215

COLLEGE MEMPHIS

BORN 7.21.87 // STONE MOUNTAIN, GA // STEPHENSON HS, STONE MOUNTAIN, GA
2ND YEAR // ACQUIRED FA IN '16

GOLDMINE

- Ball has had a well-traveled path to reach his NFL dream. He began his college career at Florida State where he spent two seasons. In 2009, he transferred to Pearl River (MS) Community College where he earned First-Team All-American honors. In 2010, he transferred to Memphis, where he appeared in 19 games to finish his college career. In 2012, he joined the Toronto Argonauts of the Canadian Football League where he spent two years before signing with the New Orleans Saints in 2014.



BALL'S GOLDEN NUGGETS

- Appeared in 1 game for Carolina in 2016 and 12 games for New Orleans during his rookie season in 2014.
- Spent two seasons with the Toronto Argonauts of the Canadian Football League (2012-13) and helped Toronto win the 100th Grey Cup.

BALL'S GAME-BY-GAME

2016

| Date | Opp | W/L | P/S | Tot | Sol | Ast | Sk | Yds | Int | Yds | PD | FF | FR | Yds |
|--|--------|-----|-----|----------------|-----|-----|-----|-----|-----|-----|----|----|----|-----|
| WITH CAROLINA | | | | | | | | | | | | | | |
| Sep 8 | at Den | L | - | PRACTICE SQUAD | | | | | | | | | | |
| Sep 18 | SF | W | - | PRACTICE SQUAD | | | | | | | | | | |
| PROMOTED TO CAR ACTIVE ROSTER ON 9/23 | | | | | | | | | | | | | | |
| Sep 25 | Min | L | 1/0 | 0 | 0 | 0 | 0.0 | 0.0 | 0 | 0 | 0 | 0 | 0 | 0 |
| WAIVED BY CAR ON 9/27 | | | | | | | | | | | | | | |
| SIGNED TO CAR PRACTICE SQUAD ON 9/30 | | | | | | | | | | | | | | |
| Oct 2 | at Atl | L | - | PRACTICE SQUAD | | | | | | | | | | |
| Oct 10 | TB | L | - | PRACTICE SQUAD | | | | | | | | | | |
| WAIVED BY CAR ON 10/11 | | | | | | | | | | | | | | |
| SIGNED TO JAX PRACTICE SQUAD ON 10/12 | | | | | | | | | | | | | | |
| Oct 16 | at Chi | W | - | PRACTICE SQUAD | | | | | | | | | | |
| Oct 23 | Oak | L | - | PRACTICE SQUAD | | | | | | | | | | |
| WAIVED BY JAX ON 10/24 | | | | | | | | | | | | | | |
| SIGNED TO SF PRACTICE SQUAD ON 11/23 | | | | | | | | | | | | | | |
| Nov 27 | at Mia | L | - | PRACTICE SQUAD | | | | | | | | | | |
| PROMOTED TO SF ACTIVE ROSTER ON 11/29 | | | | | | | | | | | | | | |
| Dec 4 | at Chi | L | 1/0 | 0 | 0 | 0 | 0.0 | 0.0 | 0 | 0 | 0 | 0 | 0 | 0 |
| Dec 11 | NYJ | | | | | | | | | | | | | |
| Dec 18 | at Atl | | | | | | | | | | | | | |
| Dec 24 | at LA | | | | | | | | | | | | | |
| Jan 1 | Sea | | | | | | | | | | | | | |
| TOTALS | | | 2/0 | 0 | 0 | 0 | 0.0 | 0.0 | 0 | 0 | 0 | 0 | 0 | 0 |

Special Teams Tackles: 1

BALL'S CAREER STATISTICS

| YEAR | TEAM | GP | GS | TACKLES | | | SACKS | YDS | INTERCEPTIONS | | | | FUMBLES | | | |
|---------------|--------|-----------|----------|-----------|----------|----------------|------------|------------|---------------|----------|----------|----------|----------|----------|----------|----------|
| | | | | TOT | SOL | AST | | | INT | YDS | LG | TD | PD | FF | FR | YDS |
| 2014 | NO | 12 | 2 | 12 | 6 | 6 | 0.0 | 0.0 | 0 | 0 | - | 0 | 0 | 0 | 0 | 0 |
| 2015 | CAR | - | - | - | - | PRACTICE SQUAD | | - | - | - | - | - | - | - | - | - |
| 2016 | CAR/SF | 2 | 0 | 0 | 0 | 0 | 0.0 | 0.0 | 0 | 0 | - | 0 | 0 | 0 | 0 | 0 |
| TOTALS | | 14 | 2 | 12 | 6 | 6 | 0.0 | 0.0 | 0 | 0 | - | 0 | 0 | 0 | 0 | 0 |

Additional Statistics:

Special Teams Tackles – 10: 2014 (9); 2016 (1)

Milestones:

NFL Debut: vs. TB (10/5/14); **First Start:** at Det. (10/19/14)

BALL'S CAREER HIGHS

Total Tackles: 6 at Det. (10/19/14)

Assists: 5 at Det. (10/19/14)

Solo: 2 (2 times) Last at Chi. (12/15/14)

BALL'S TRANSACTIONS

Originally signed as an undrafted free agent by NO on 4/2/14...Waived by NO on 5/4/14...Signed by Car. on 5/21/14...Waived by Car. on 9/5/14...Signed to Car. practice squad on 9/29/14...Signed by Car. on 2/9/16...Waived by Car. on 9/3/16...Signed to Car. practice squad on 9/4/16...Promoted to Car. active roster on 9/23/16...Waived by Car. on 9/27/16...Signed to Car. practice squad on 9/30/16...Waived by Car. on 10/11/16...Signed to Jax. practice squad on 10/12/16...Waived by Jax. on 10/24/16...Signed to SF practice squad on 11/23/16...Promoted to SF active roster on 11/29/16.

2015 (CAROLINA)

- Spent the entire season on the Panthers practice squad.

2014 (NEW ORLEANS)

- Appeared in 12 games (2 starts) and recorded 12 tackles on defense and 9 special teams tackles.
- Making the first start of his NFL career at Det. (10/19), registered a career-high 6 tackles.

2013 CFL (TORONTO ARGONAUTS)

- Appeared in 17 games for the Toronto Argonauts of the Canadian Football League and finished second on the team with 69 tackles, 4.0 sacks, 3 INTs and 3 FRs.

2012 CFL (TORONTO ARGONAUTS)

- Appeared in 16 games for the Toronto Argonauts of the Canadian Football League and recorded 73 tackles, 3.0 sacks and 1 INT returned for a TD while helping the Argo's win the 100th Grey Cup.

BALL'S GAME-BY-GAME

2014 (New Orleans)

| Date | Opp | W/L | P/S | Tot | Sol | Ast | Sk | Yds | Int | Yds | PD | FF | FR | Yds |
|---------------|--------|-----|-------------|----------------------|----------|----------|------------|------------|----------|----------|----------|----------|----------|----------|
| Sep 7 | at Atl | L | - | INACTIVE (Hamstring) | | | | | - | - | - | - | - | - |
| Sep 14 | at Cle | L | - | INACTIVE (Hamstring) | | | | | - | - | - | - | - | - |
| Sep 21 | Min | W | - | INACTIVE (Hamstring) | | | | | - | - | - | - | - | - |
| Sep 28 | at Dal | L | - | INACTIVE (Hamstring) | | | | | - | - | - | - | - | - |
| Oct 5 | TB | W | 1/0 | 0 | 0 | 0 | 0.0 | 0.0 | 0 | 0 | 0 | 0 | 0 | 0 |
| Oct 19 | at Det | L | 1/1 | 6 | 1 | 5 | 0.0 | 0.0 | 0 | 0 | 0 | 0 | 0 | 0 |
| Oct 26 | GB | W | 1/1 | 2 | 2 | 0 | 0.0 | 0.0 | 0 | 0 | 0 | 0 | 0 | 0 |
| Oct 30 | at Car | W | 1/0 | 1 | 0 | 1 | 0.0 | 0.0 | 0 | 0 | 0 | 0 | 0 | 0 |
| Nov 9 | SF | L | 1/0 | 0 | 0 | 0 | 0.0 | 0.0 | 0 | 0 | 0 | 0 | 0 | 0 |
| Nov 16 | Cin | L | 1/0 | 0 | 0 | 0 | 0.0 | 0.0 | 0 | 0 | 0 | 0 | 0 | 0 |
| Nov 24 | Bal | L | 1/0 | 1 | 1 | 0 | 0.0 | 0.0 | 0 | 0 | 0 | 0 | 0 | 0 |
| Nov 30 | at Pit | W | 1/0 | 0 | 0 | 0 | 0.0 | 0.0 | 0 | 0 | 0 | 0 | 0 | 0 |
| Dec 7 | Car | L | 1/0 | 0 | 0 | 0 | 0.0 | 0.0 | 0 | 0 | 0 | 0 | 0 | 0 |
| Dec 15 | at Chi | W | 1/0 | 2 | 2 | 0 | 0.0 | 0.0 | 0 | 0 | 0 | 0 | 0 | 0 |
| Dec 21 | Atl | L | 1/0 | 0 | 0 | 0 | 0.0 | 0.0 | 0 | 0 | 0 | 0 | 0 | 0 |
| Dec 28 | at TB | W | 1/0 | 0 | 0 | 0 | 0.0 | 0.0 | 0 | 0 | 0 | 0 | 0 | 0 |
| TOTALS | | | 12/2 | 12 | 6 | 6 | 0.0 | 0.0 | 0 | 0 | 0 | 0 | 0 | 0 |

COLLEGE

Played two years at the University of Memphis where he appeared in 19 games (12 starts) and totaled 108 tackles, 4 INTs and 8 PDs. As a redshirt senior in 2010, recorded 66 tackles, 2 INTs and 4 PDs. In 2009, notched 42 tackles, 2 INTs and 4 PDs. In 2008, attended Pearl River (MS) Community College and earned First-Team All-American honors. Began his college career at Florida State, where he spent two seasons. In 2007, recorded 24 tackles, 1 INT, 3 PDs and 1 FR as a sophomore. As a true freshman, appeared in 4 games and registered 13 tackles before being injured and granted a medical redshirt in 2006.

PERSONAL

- Attended Stephenson (Stone Mountain, GA) HS, where he recorded 150 tackles and 3 INTs as a senior while being named Class 5A Defensive Player of the Year and a first-team all-state selection by the Georgia Sportswriters Association.
- Born Marcus Ball (7/21/87) in Norfolk, VA.

INJURY REPORT

2014: Inactive 4 games [at Atl. (9/7), at Cle. (9/14), vs. Min. (9/21) and at Dal. (9/28)] with a hamstring injury.



ZANE BEADLES

68

POSITION G | HEIGHT 6-4 | WEIGHT 305 | COLLEGE UTAH

BORN 11.19.86 // MIDVALE, UT // HILLCREST HS, MIDVALE, UT
7TH YEAR // ACQUIRED FA IN '16

AWARDS & HONORS

- 2010:** *The Sporting News* All-Rookie Team
- 2012:** AFC Pro Bowl selection, Denver Broncos Walter Payton Man of the Year
- 2013:** Offensive Player of the Week (Week 11) by *Sports Illustrated's* Peter King
- 2015:** Jacksonville Jaguars Walter Payton Man of the Year



2016 HIGHLIGHTS

- Part of an offensive line group that helped the 49ers offense rush for 150 yds. and 3 TDs on 42 carries and did not allow a sack on 35 atts. by QB Blaine Gabbert vs. LA (9/12).
- Helped the 49ers offense rush for a season-high 193 yds. on 25 atts. (7.7 avg.) at Mia. (11/27). The team's 7.7 avg. yds. per carry was the highest by the 49ers offense since 12/20/14 vs. SD [355 yds. on 40 atts. (8.9 avg.)]. Additionally, the team's 193 yds. on the ground were the most since 9/14/15 vs. Min. (230 yds.).

GOLDMINE

- In 2013, Beadles established the Zane Beadles Parade Foundation, which supports the journey of young people going through life-changing medical experiences. While playing at the University of Utah, Zane met Ryker, a seven-year-old boy with glioblastoma multiforme cancer, a common type of brain tumor. The team adopted Ryker as a member of the Utah Utes family and invited him onto the field and into the locker room during the football season. On February 24, 2007, Ryker lost his battle with cancer. Zane's family history with cancer and his fondness for Ryker inspired him to take action. During the foundation's two-year existence, they have raised more than \$250,000 and have provided more than 2,000 gifts to more than 3,500 families. The nonprofit organization currently creates new experiences for the pediatric cancer patients at Brent's Place in Aurora, CO, University of Florida Health Proton Therapy Institute in Jacksonville, FL, and Ronald McDonald House in Salt Lake City, UT. For more information on The Zane Beadles Parade Foundation, visit <http://zanesparade.org/>.



- In February of 2016, Beadles returned to Hillcrest High School to have his jersey retired by the school. During the ceremony in which his former high school coach, Gary Daniels, and offensive line coach, Kirk Merhish, presented him with a jersey, Beadles credited those who taught him the value of hard work - his parents, coaches and teachers. "Those people laid the foundation for me, and helped me develop the mentality that I've had throughout my career."



BEADLES' GOLDEN NUGGETS

- Founded the Zane Beadles Parade Foundation in 2013 to support the journey of young people going through life-changing medical experiences. Having established a charitable connection with each community he has played football in during his career, the foundation currently works with pediatric cancer patients at Brent's Place in Aurora, CO, University of Florida Health Proton Therapy Institute in Jacksonville, FL, and Ronald McDonald House in Salt Lake City, UT.
- Beadles founded the Pancake Block Donation Program as a part of his foundation, where he donates \$250 for every pancake block by his offensive line. Zane began this program with the Broncos and carried it over to his time with the Jaguars.
- Named the Walter Payton Man of the Year selection for the Jacksonville Jaguars in 2015 and Denver Broncos in 2012, which recognizes a player for the commitment he has demonstrated in helping others in the community.

GOLDMINE (CONTINUED)

- Leading up to Super Bowl XLVIII as a member of the Denver Broncos, Beadles fulfilled a lifelong dream by appearing and dancing on "The Ellen DeGeneres Show." After discussing the Super Bowl and his foundation, Shutterfly, the philanthropic partner of the show, presented the Zane Beadles Parade Foundation with a check for \$10,000.



BEADLES' CAREER STATISTICS

GAMES/STARTS – 108/106; 2010 (16/14); 2011 (16/16); 2012 (16/16); 2013 (16/16); 2014 (16/16); 2015 (16/16); 2016 (12/12)

POSTSEASON GAMES/STARTS – 6/6; 2011 (2/2); 2012 (1/1); 2013 (3/3)

Additional Statistics:

Own Fumble Recoveries – 2: 2015 (1); 2016 (1)

Milestones:

NFL Debut: at Jax. (9/12/10); **First Start:** at Jax. (9/12/10); **100th Career Start:** at Buf. (10/16/16)

BEADLES' TRANSACTIONS

Originally a 2nd-round (45th overall) draft choice by Den. in 2010...Signed a five-year contract with Jax. on 3/12/14...Released by Jax. on 3/3/16...Signed a three-year contract with SF on 3/22/16.



BLAKE BELL

84

POSITION TE | HEIGHT 6-6 | WEIGHT 252 | COLLEGE OKLAHOMA

BORN 8.7.91 // WICHITA, KS // BISHOP CARROLL HS, WICHITA, KS
2ND YEAR // ACQUIRED D-4A IN '15

GOLDMINE

- After a deadly tornado swept through the Oklahoma City suburb of Moore, OK, in 2013, Bell used social media to spread the word about housing spaces and volunteered at a local church, passing out food and drinks to those affected by the tornado.
- Bell was selected by the Detroit Tigers in the 43rd round (1,303rd overall) in the 2010 Major League Baseball Draft and is one of two players on the current roster to be drafted in both the NFL and MLB, along with QB Colin Kaepernick.
- Named the Bob Kalsu Award winner for the University of Oklahoma football team as a senior in 2014. Kalsu was an All-American offensive tackle in 1967 who courageously gave his life in 1970 serving the U.S. Army. The award is bestowed annually upon the player who “personifies Kalsu’s spirit of leadership, serving as a motivator and role model for his teammates.”

BELL’S GOLDEN NUGGETS

- Converted from quarterback to tight end before his senior season at Oklahoma.
- Football runs in his family, as his father, Mark, played TE/DE in the NFL from 1979-84 and his uncle, Mike, was the 2nd overall selection in the 1979 NFL Draft and played 12 seasons with the Kansas City Chiefs.
- Earned the nickname the “Belldozer” in college after being featured in packages specifically designed for his ability to produce in goal-line and short-yardage situations.

BELL’S GAME-BY-GAME

2016

| Date | Opp | W/L | P/S | Rec | Yds | Avg | Lg | TD |
|---------------|--------|-----|-------------|----------|-----------|------------|----------|----------|
| Sep 12 | LA | W | 1/0 | 0 | 0 | – | – | 0 |
| Sep 18 | at Car | L | 1/0 | 1 | 6 | 6.0 | 6 | 0 |
| Sep 25 | at Sea | L | 1/0 | 0 | 0 | – | – | 0 |
| Oct 2 | Dal | L | 1/0 | 0 | 0 | – | – | 0 |
| Oct 6 | Arz | L | 1/0 | 1 | 4 | 4.0 | 4 | 0 |
| Oct 16 | at Buf | – | – | – | INACTIVE | – | – | – |
| Oct 23 | TB | L | 1/0 | 0 | 0 | – | – | 0 |
| Nov 6 | NO | L | 1/0 | 0 | 0 | – | – | 0 |
| Nov 13 | at Arz | L | 1/0 | 0 | 0 | – | – | 0 |
| Nov 20 | NE | L | 1/0 | 0 | 0 | – | – | 0 |
| Nov 27 | at Mia | L | 1/0 | 0 | 0 | – | – | 0 |
| Dec 4 | at Chi | L | 1/0 | 0 | 0 | – | – | 0 |
| Dec 11 | NYJ | | | | | | | |
| Dec 18 | at Atl | | | | | | | |
| Dec 24 | at LA | | | | | | | |
| Jan 1 | Sea | | | | | | | |
| TOTALS | | | 11/0 | 2 | 10 | 5.0 | 6 | 0 |

Special Teams Tackles: 7

BELL’S CAREER STATISTICS

| YEAR | TEAM | GP | GS | RECEIVING | | | | | RUSHING | | | | |
|---------------|------|-----------|----------|-----------|------------|-------------|-----------|----------|----------|----------|----------|----------|----------|
| | | | | NO | YDS | AVG | LG | TD | ATT | YDS | AVG | LG | TD |
| 2015 | SF | 14 | 5 | 15 | 186 | 12.4 | 48 | 0 | 0 | 0 | – | – | 0 |
| 2016 | SF | 11 | 0 | 2 | 10 | 5.0 | 6 | 0 | 0 | 0 | – | – | 0 |
| TOTALS | | 25 | 5 | 17 | 196 | 11.5 | 48 | 0 | 0 | 0 | – | – | 0 |

Additional Statistics:

Special Teams Tackles – 7: 2016 (7)

Milestones:

NFL Debut: vs. Min. (9/14/15); First Start: at NYG (10/27/15); First Reception: at Pit. (9/20/15 – 11–yd. pass from QB Colin Kaepernick)

BELL’S CAREER HIGHS

Receptions: 4 vs. Cin. (12/20/15)

Receiving Yards: 67 vs. Arz. (11/29/15)

Long Reception: 48 vs. Arz. (11/29/15)

BELL’S TRANSACTIONS

Originally the first of three 4th-round (117th overall) draft choices by SF in 2015.



NICK BELLORE

50

POSITION LB | HEIGHT 6-1 | WEIGHT 250 | COLLEGE CENTRAL MICHIGAN

BORN 5.12.89 // WHITEFISH BAY, WI // WHITEFISH BAY HS, WHITEFISH BAY, WI
6TH YEAR // ACQUIRED FA IN '15

CAREER HIGHLIGHTS

- Has appeared in all 92 games throughout his 6-year career (2011-16).
- As a member of the New York Jets, led the team in special teams tackles in each of his first 3 seasons [2011 (31), 2012 (17), 2013 (27)] and finished 2nd on the team in 2014 (15). In his first season with SF, Bellore recorded a team-high 15 special teams tackles in 2015.
- Registered his first career recept. vs. Ind. (10/14/12) on a 23-yd. fake punt pass by former Jets QB Tim Tebow.

2016 HIGHLIGHTS

- Registered the first INT and PD of his career at Sea. (9/25), intercepting Seahawks QB Trevone Boykin and returning it 4 yds.
- Made the first start of his NFL career and recorded 9 tackles while also notching his first career 0.5 sack vs. Arz. (10/6), combining with LB Michael Wilhoite to take down Cardinals QB Drew Stanton. Also registered his first career special teams FF.
- Registered 10 tackles and the first FR of his career at Buf. (10/16), recovering a fumble of Bills RB Jonathan Williams.
- Recorded 7 tackles and 0.5 sack at Mia. (11/27), combining with LB Ahmad Brooks to take down Dolphins QB Ryan Tannehill for a 13-yd. loss.
- Notched a career-high 14 tackles at Chi. (12/4).

GOLDMINE

- As a member of the New York Jets, Bellore hosted 'Jets Huddle' on CBS2 in New York. On the show, he asked fan-submitted questions to his teammates. "I enjoy talking about football and even more so learning more about my teammates and the fun stuff they might be involved with off the field. And that's what the show's goal is, to show people a different side of things besides the X's and O's."
- With the Jets, Bellore lived with then teammate and lockermate K Nick Folk and his family. He served as the family's "Manny," helping the Folk's raise their twin boys by playing with them, cooking meals and changing diapers.

BELLORE'S GOLDEN NUGGETS

- Has made his name as a special teams ace, recording 106 tackles on special teams over the last five seasons with the 49ers and New York Jets.
- Earned First-Team All-MAC recognition three times at Central Michigan (2008-10).
- Enjoys spending time with his dog, a husky named Mya, playing golf and ice hockey in the offseason back home in Wisconsin.

BELLORE'S GAME-BY-GAME

| 2016 | | | | | | | | | | | | | | | |
|---------------|--------|-----|-----|-------------|-----------|-----------|-----------|------------|-------------|----------|----------|----------|----------|----------|----------|
| Date | Opp | W/L | P/S | Tot | Sol | Ast | Sk | Yds | Int | Yds | PD | FF | FR | Yds | |
| Sep 12 | LA | W | 1/0 | 0 | 0 | 0 | 0.0 | 0.0 | 0 | 0 | 0 | 0 | 0 | 0 | |
| Sep 18 | at Car | L | 1/0 | 0 | 0 | 0 | 0.0 | 0.0 | 0 | 0 | 0 | 0 | 0 | 0 | |
| Sep 25 | at Sea | L | 1/0 | 2 | 1 | 1 | 0.0 | 0.0 | 1 | 4 | 1 | 0 | 0 | 0 | |
| Oct 2 | Dal | L | 1/0 | 3 | 3 | 0 | 0.0 | 0.0 | 0 | 0 | 0 | 0 | 0 | 0 | |
| Oct 6 | Arz | L | 1/1 | 9 | 5 | 4 | 0.5 | 4.0 | 0 | 0 | 0 | 0 | 0 | 0 | |
| Oct 16 | at Buf | L | 1/1 | 10 | 10 | 0 | 0.0 | 0.0 | 0 | 0 | 0 | 0 | 1 | 0 | |
| Oct 23 | TB | L | 1/1 | 5 | 3 | 2 | 0.0 | 0.0 | 0 | 0 | 1 | 0 | 0 | 0 | |
| Nov 6 | NO | L | 1/1 | 10 | 8 | 2 | 0.0 | 0.0 | 0 | 0 | 1 | 0 | 0 | 0 | |
| Nov 13 | at Arz | L | 1/1 | 4 | 3 | 1 | 0.0 | 0.0 | 0 | 0 | 0 | 0 | 0 | 0 | |
| Nov 20 | NE | L | 1/1 | 10 | 8 | 2 | 0.0 | 0.0 | 0 | 0 | 1 | 0 | 0 | 0 | |
| Nov 27 | at Mia | L | 1/1 | 7 | 4 | 3 | 0.5 | 6.5 | 0 | 0 | 0 | 0 | 0 | 0 | |
| Dec 4 | at Chi | L | 1/1 | 14 | 11 | 3 | 0.0 | 0.0 | 0 | 0 | 0 | 0 | 0 | 0 | |
| Dec 11 | NYJ | | | | | | | | | | | | | | |
| Dec 18 | at Atl | | | | | | | | | | | | | | |
| Dec 24 | at LA | | | | | | | | | | | | | | |
| Jan 1 | Sea | | | | | | | | | | | | | | |
| TOTALS | | | | 12/8 | 74 | 56 | 18 | 1.0 | 10.5 | 1 | 4 | 4 | 0 | 1 | 0 |

Special Teams Tackles: 5

BELLORE'S CAREER STATISTICS

| YEAR | TEAM | GP | GS | TACKLES | | | | | INTERCEPTIONS | | | | | FUMBLES | | | |
|---------------|------|-----------|----------|-----------|-----------|-----------|------------|-------------|---------------|----------|----------|----------|----------|----------|----------|----------|---|
| | | | | TOT | SOL | AST | SACKS | YDS | INT | YDS | LG | TD | PD | FF | FR | YDS | |
| 2011 | NYJ | 16 | 0 | 2 | 1 | 1 | 0.0 | 0.0 | 0 | 0 | – | 0 | 0 | 0 | 0 | 0 | 0 |
| 2012 | NYJ | 16 | 0 | 0 | 0 | 0 | 0.0 | 0.0 | 0 | 0 | – | 0 | 0 | 0 | 0 | 0 | 0 |
| 2013 | NYJ | 16 | 0 | 0 | 0 | 0 | 0.0 | 0.0 | 0 | 0 | – | 0 | 0 | 0 | 0 | 0 | 0 |
| 2014 | NYJ | 16 | 0 | 1 | 0 | 1 | 0.0 | 0.0 | 0 | 0 | – | 0 | 0 | 0 | 0 | 0 | 0 |
| 2015 | SF | 16 | 0 | 1 | 1 | 0 | 0.0 | 0.0 | 0 | 0 | – | 0 | 0 | 0 | 0 | 0 | 0 |
| 2016 | SF | 12 | 8 | 74 | 56 | 18 | 1.0 | 10.5 | 1 | 4 | 4 | 0 | 4 | 0 | 1 | 0 | |
| TOTALS | | 92 | 8 | 78 | 58 | 20 | 1.0 | 10.5 | 1 | 4 | 4 | 0 | 4 | 0 | 1 | 0 | |

Additional Statistics:

Special Teams Tackles – 110: 2011 (31); 2012 (17); 2013 (27); 2014 (15); 2015 (15); 2016 (5)

Special Teams Forced Fumbles – 1: 2016 (1)

Special Teams Own Fumble Recoveries – 1: 2015 (1)

Receptions – 1: 2012 (1) [23–yd. fake punt pass from QB Tim Tebow vs. Ind. (10/14)]

Onside Kick Recoveries – 1: 2015 (1)

Milestones:

NFL Debut: vs. Dal. (9/11/11); **First Start:** vs. Arz. (10/6/16); **First INT:** at Sea. (9/25/16 – QB Trevone Boykin); **First Sack:** vs. Arz. (10/6/16 – QB Drew Stanton); **First FR:** at Buf. (10/16/16 – RB Jonathan Williams)

BELLORE'S CAREER HIGHS

Total Tackles: 14 at Chi. (12/4/16)

Solo: 11 at Chi. (12/4/16)

Assists: 4 vs. Arz. (10/6/16)

Sacks: 0.5 (2 times) Last at Mia. (11/27/16)

Interceptions: 1 at Sea. (9/25/16)

Passes Defensed: 1 (4 times) Last vs. NE (11/20/16)

Fumble Recoveries: 1 at Buf. (10/16/16)

BELLORE'S TRANSACTIONS

Originally signed by NYJ as an undrafted rookie FA on 7/27/11...As a restricted free agent, re-signed with NYJ to a one-year contract on 3/31/14...Signed a two-year contract with SF on 4/3/15.



ANTOINE BETHEA

41

POSITION **S** | HEIGHT **5-11** | WEIGHT **206** | COLLEGE **HOWARD**

BORN **7.27.84** // **NEWPORT NEWS, VA** // **DENBIGH HS, NEWPORT NEWS, VA**
 I1TH YEAR // **ACQUIRED FA IN '14**

AWARDS & HONORS

- 2007:** AFC Pro Bowl
- 2009:** AFC Pro Bowl
- 2012:** Ed Block Courage Award Recipient
- 2013:** Indianapolis Colts Walter Payton Man of the Year
- 2014:** Bill Walsh Award, Pro Bowl, NFC Defensive Player of the Week (Week 4)



CAREER HIGHLIGHTS

- Started all 158 games he's appeared in since 2006, including every game from 9/7/08 through 10/22/15.
- According to STATSPASS, he has recorded the most tackles (1,012) among all active defensive backs since 2006.
- Has recorded 100-or-more tackles in 9 of his 11 seasons in the NFL.

MOST TACKLES IN THE NFL AMONG ACTIVE DBs SINCE 2006

| Player | Tackles |
|--------------------------|--------------|
| 1. Antoine Bethea | 1,012 |
| 2. Donte Whitner | 900 |
| 3. Eric Weddle | 874 |
| 4. Roman Harper | 769 |
| 5. Michael Griffin | 756 |

*According to STATSPASS

2016 HIGHLIGHTS

- Registered 12 tackles, 1 INT, 1 FF and 1 PD at Car. (9/18), intercepting QB Cam Newton on the first possession of the game for his 19th career INT. He is the first 49er to record an INT and FF in the same game since he accomplished the feat in 2014 vs. Phi. (9/28/14).
- Recorded a team-high 10 tackles and 1 FR at Arz. (11/13), his first FR of the season, fifth of his career and first since 10/20/13 vs. Den.

BETHEA'S GOLDEN NUGGETS

- Was inducted into the Mid-Eastern Athletic Conference (MEAC) Hall of Fame in February of 2015.
- Has started every game in which he has appeared during his 10-year NFL career, a span that covers 158 games.
- Started the Antoine Bethea Safe Coverage Foundation in 2011, which provides access and resources for students to achieve their dreams of higher education.
- His Foundation facilitates annual youth football camps held in Virginia and Washington D.C.
- Went back to Howard University to complete his degree in administration of justice in May of 2011.
- In high school, Bethea lettered in his first love and favorite sport, basketball, where he earned all-area and all-conference honors as a senior at Denbigh HS in Newport News, VA.
- His website, AntoineBethea.com, features information about the Safe Coverage Foundation, upcoming events, AB41 gear and Bethea's personal blog.

BETHEA'S GAME-BY-GAME

2016

| Date | Opp | W/L | P/S | Tot | Sol | Ast | Sk | Yds | Int | Yds | PD | FF | FR | Yds |
|---------------|--------|-----|-----|--------------|------------|-----------|-----------|------------|------------|----------|----------|----------|----------|----------|
| Sep 12 | LA | W | 1/1 | 8 | 4 | 4 | 0.0 | 0.0 | 0 | 0 | 0 | 0 | 0 | 0 |
| Sep 18 | at Car | L | 1/1 | 12 | 10 | 2 | 0.0 | 0.0 | 1 | 0 | 1 | 1 | 0 | 0 |
| Sep 25 | at Sea | L | 1/1 | 6 | 4 | 2 | 0.0 | 0.0 | 0 | 0 | 0 | 0 | 0 | 0 |
| Oct 2 | Dal | L | 1/1 | 13 | 11 | 2 | 0.0 | 0.0 | 0 | 0 | 1 | 0 | 0 | 0 |
| Oct 6 | Arz | L | 1/1 | 7 | 7 | 0 | 0.0 | 0.0 | 0 | 0 | 1 | 0 | 0 | 0 |
| Oct 16 | at Buf | L | 1/1 | 5 | 3 | 2 | 0.0 | 0.0 | 0 | 0 | 0 | 0 | 0 | 0 |
| Oct 23 | TB | L | 1/1 | 13 | 9 | 4 | 0.0 | 0.0 | 0 | 0 | 0 | 0 | 0 | 0 |
| Nov 6 | NO | L | 1/1 | 7 | 3 | 4 | 0.0 | 0.0 | 0 | 0 | 0 | 0 | 0 | 0 |
| Nov 13 | at Arz | L | 1/1 | 10 | 8 | 2 | 0.0 | 0.0 | 0 | 0 | 0 | 0 | 1 | 5 |
| Nov 20 | NE | L | 1/1 | 8 | 4 | 4 | 0.0 | 0.0 | 0 | 0 | 0 | 0 | 0 | 0 |
| Nov 27 | at Mia | L | 1/1 | 6 | 5 | 1 | 0.0 | 0.0 | 0 | 0 | 0 | 0 | 0 | 0 |
| Dec 4 | at Chi | L | 1/1 | 9 | 5 | 4 | 0.0 | 0.0 | 0 | 0 | 0 | 0 | 0 | 0 |
| Dec 11 | NYJ | | | | | | | | | | | | | |
| Dec 18 | at Atl | | | | | | | | | | | | | |
| Dec 24 | at LA | | | | | | | | | | | | | |
| Jan 1 | Sea | | | | | | | | | | | | | |
| TOTALS | | | | 12/12 | 104 | 73 | 31 | 0.0 | 0.0 | 1 | 0 | 3 | 1 | 1 |

GOLDMINE

- As the founder of the Safe Coverage Foundation in 2011, Bethea has made it a goal to help youth stay in school and receive a strong education. The foundation's mission statement reads, "The Antoine Bethea Safe Coverage Foundation is committed to providing access and resources for students to achieve their dreams of a higher education. We believe providing exposure opportunities, enrichment experiences and the tools needed to succeed, we can change communities, one child at a time." More information on the Safe Coverage Foundation is available at www.antoinebethea.com/safe-coverage-foundation/.
- In June of 2016, Bethea hosted the inaugural 'Antoine Bethea & Friends Celebrity Softball Game' at San Jose Municipal Stadium. Current and former teammates of Bethea competed in a home run derby in addition to a softball game, with all proceeds being donated to the Second Harvest Food Bank of San Jose.



- During the holiday season in 2015, Bethea visited StreetCode Academy in East Palo Alto to sign autographs in exchange for toy donations put together by Live in Peace, a local group that works to empower minority youths. The donations were distributed to the Ronald McDonald House, children of parents who are in prison and the Bay Area Rescue Mission in Richmond, CA. "I'm all about giving back to the unfortunate," Bethea said at the time. "When they asked me to come out, sign some autographs for people to come out and bring some toys, I didn't think twice about it."

GOLDMINE (CONTINUED)

- Bethea spent July 4, 2015 on the athletic fields of his alma mater, Denbigh HS in VA, hosting his inaugural "Community Day" where local kids had a chance to enjoy some bounce houses, cotton candy, and participate in a kickball game with Bethea and other NFL players. "My message to the kids is that you can't do it without the community. I want to give back to my community and have everybody come out here and have a good time. This is just my way of showing them I appreciate their support."
- Bethea was inducted into the Mid-Eastern Athletic Conference (MEAC) Hall of Fame in February of 2015. The MEAC Hall of Fame highlights former student-athletes, coaches, university coaches and special contributors who have enriched the legacy of the conference since its inception in 1970. In November of 2016, Bethea was also inducted into the Howard University Hall of Fame.
- Bethea has teamed up with PETA (People for the Ethical Treatment of Animals) to spread the message about a few of their different campaigns. One was the "Ink, Not Mink" movement, in which Antoine talked about his tattoo and said no to fur. Another was the "Don't Chain Dogs" campaign, where Bethea spoke about his love for dogs and how animals that are dependent on humans shouldn't be left alone and mistreated.



BETHEA'S CAREER STATISTICS

| YEAR | TEAM | GP | GS | TACKLES | | | | | INTERCEPTIONS | | | | | FUMBLES | | |
|--------|------|-----|-----|---------|-----|-----|-------|------|---------------|-----|-----|----|----|---------|----|-----|
| | | | | TOT | SOL | AST | SACKS | YDS | INT | YDS | LG | TD | PD | FF | FR | YDS |
| 2006 | IND | 14 | 14 | 105 | 64 | 41 | 0.0 | 0.0 | 1 | 38 | 38 | 0 | 5 | 0 | 0 | 0 |
| 2007 | IND | 13 | 13 | 95 | 47 | 48 | 0.0 | 0.0 | 4 | 47 | 30 | 0 | 8 | 0 | 0 | 0 |
| 2008 | IND | 16 | 16 | 126 | 83 | 43 | 0.0 | 0.0 | 2 | 0 | 0 | 0 | 4 | 0 | 1 | 0 |
| 2009 | IND | 16 | 16 | 120 | 75 | 45 | 0.0 | 0.0 | 4 | 19 | 19 | 0 | 5 | 2 | 1 | 0 |
| 2010 | IND | 16 | 16 | 106 | 77 | 29 | 0.5 | 1.0 | 1 | 31 | 31 | 0 | 5 | 1 | 0 | 0 |
| 2011 | IND | 16 | 16 | 139 | 80 | 59 | 0.0 | 0.0 | 0 | 0 | – | 0 | 7 | 2 | 1 | 0 |
| 2012 | IND | 16 | 16 | 123 | 83 | 40 | 2.0 | 8.0 | 0 | 0 | – | 0 | 7 | 0 | 0 | 0 |
| 2013 | IND | 16 | 16 | 110 | 80 | 30 | 1.0 | 12.0 | 2 | 48 | 46 | 0 | 6 | 0 | 1 | 0 |
| 2014 | SF | 16 | 16 | 121 | 85 | 36 | 1.0 | 5.0 | 4 | 71 | 49t | 1 | 10 | 1 | 0 | 0 |
| 2015 | SF | 7 | 7 | 56 | 45 | 11 | 1.0 | 10.0 | 0 | 0 | – | 0 | 2 | 0 | 0 | 0 |
| 2016 | SF | 12 | 12 | 104 | 73 | 31 | 0.0 | 0.0 | 1 | 0 | 0 | 0 | 3 | 1 | 1 | 5 |
| TOTALS | | 158 | 158 | 1,205 | 792 | 413 | 5.5 | 36.0 | 19 | 254 | 49t | 1 | 62 | 7 | 5 | 5 |

PLAYOFFS

| YEAR | TEAM | GP | GS | TACKLES | | | | | INTERCEPTIONS | | | | | FUMBLES | | |
|--------|------|----|----|---------|-----|-----|-------|-----|---------------|-----|----|----|----|---------|----|-----|
| | | | | TOT | SOL | AST | SACKS | YDS | INT | YDS | LG | TD | PD | FF | FR | YDS |
| 2006 | IND | 4 | 4 | 18 | 17 | 1 | 0.0 | 0.0 | 2 | 16 | 16 | 0 | 4 | 0 | 0 | 0 |
| 2007 | IND | 1 | 1 | 7 | 4 | 3 | 0.0 | 0.0 | 0 | 0 | – | 0 | 0 | 0 | 0 | 0 |
| 2008 | IND | 1 | 1 | 5 | 3 | 2 | 0.0 | 0.0 | 1 | 36 | 36 | 0 | 1 | 0 | 0 | 0 |
| 2009 | IND | 3 | 3 | 12 | 11 | 1 | 0.0 | 0.0 | 1 | 0 | – | 0 | 2 | 0 | 0 | 0 |
| 2010 | IND | 1 | 1 | 7 | 7 | 0 | 0.0 | 0.0 | 0 | 0 | – | 0 | 0 | 1 | 0 | 0 |
| 2012 | IND | 1 | 1 | 10 | 6 | 4 | 0.0 | 0.0 | 0 | 0 | – | 0 | 0 | 0 | 0 | 0 |
| 2013 | IND | 2 | 2 | 16 | 11 | 5 | 0.0 | 0.0 | 0 | 0 | – | 0 | 2 | 0 | 0 | 0 |
| TOTALS | | 13 | 13 | 75 | 59 | 16 | 0.0 | 0.0 | 4 | 52 | 36 | 0 | 9 | 1 | 0 | 0 |

Additional Statistics:

Special Teams Tackles – 1: 2006 (1)

Milestones:

NFL Debut: at NYG (9/10/06); **First Career Start:** at NYG (9/10/06); **First FR:** vs. Det. (12/14/08 – RB Kevin Smith); **First FF:** at Ten. (10/11/09 – TE Alge Crumpler); **First Sack:** vs. SD (11/28/10 – QB Philip Rivers); **First INT:** at NE (11/5/06 – QB Tom Brady); **First INT Returned for a TD:** vs. SD (12/20/14 – QB Philip Rivers)

BETHEA'S CAREER HIGHS

Total Tackles: Regular Season – 17 at Cin. (12/8/13); Postseason – 11 vs. KC (1/4/14)

Solo: Regular Season – 11 (2 times) Last vs. Dal. (10/6/16); Postseason – 7 (2 times) Last vs. KC (1/4/14)

Assists: Regular Season – 11 at Det. (10/16/11); Postseason – 7 (3 times) Last at Car. (1/12/14)

Passes Defensed: Regular Season – 3 at Car. (10/28/07); Postseason – 2 vs. Bal. (1/16/10)

Fumble Recoveries: 1 (5 times) Last at Arz. (11/13/16)

Forced Fumbles: Regular Season – 1 (7 times) Last at Car. (9/18/16); Postseason – 1 vs. NYJ (1/8/11)

Sacks: Regular Season – 1.0 (4 times) Last vs. Min. (9/14/15)

Interceptions: Regular Season – 1 (19 times) Last at Car. (9/18/16); Postseason – 1 (4 times) Last vs. Bal. (1/16/10)

Interception Yards: Regular Season – 49t vs. SD (12/20/14); Postseason – 36 at SD (1/3/09)

Long Interception Return: Regular Season – 49t vs. SD (12/20/14); Postseason – 36 at SD (1/3/09)

BETHEA'S TRANSACTIONS

Originally drafted in the 6th round (207th overall) by Ind. in the 2006 NFL Draft...As a restricted free agent, re-signed with Ind. to a four-year contract on 6/11/10...Signed a four-year contract with SF on 3/11/14...Placed on the Injured Reserve List on 10/23/15.



RONALD BLAIR

98

POSITION DL | HEIGHT 6-4 | WEIGHT 270 | COLLEGE APPALACHIAN STATE

BORN 1.21.93 // GREENSBORO, GA // GREENE COUNTY HS, GREENSBORO, GA
ROOKIE // ACQUIRED D-5A IN '16

2016 HIGHLIGHTS

- Combined with CB Chris Davis to take down QB Dak Prescott vs. Dal. (10/2), marking the first sack of his NFL career.
- Recorded 2 tackles and the first full sack of his career at Mia. (11/27), taking down QB Ryan Tannehill for a 9-yd. loss.

GOLDMINE

- In his hometown of Greensboro, GA, Blair volunteers at Relay For Life, a branch of the American Cancer Society. The subject of cancer is near to Blair's heart, as his grandmother, Annie Ruth Peek, passed away from colon cancer while he was growing up. In the future, Blair aims to start his own foundation with the goal of creating a community where people who are going through life-changing experiences can call home. "I lost my grandmother to colon cancer. I lost my grandfather to a heart attack. My stepfather was in a car accident and is now a paraplegic. So, those people have a special place in my heart and I want to get involved in helping with causes like those."
- Blair cites the transition from 8th grade to high school, and specifically a conversation he had with his band director, as a key moment that stoked his competitive fire. Entering the 9th grade, his band director wanted him to continue playing the tuba in the school's band and not play football because he wouldn't see the field as a freshman. That year, Blair became a starter on varsity. "That's definitely one moment that sticks out and helped me develop in the football world," said Blair.

BLAIR'S GOLDEN NUGGETS

- Blair volunteers at the Relay for Life in his hometown of Greensboro, GA. One day, he hopes to start his own foundation that would create a community for people going through life-changing experiences.
- Growing up, Blair's first sport was basketball, not football. His father put a basketball in his crib when he was one year old and Blair only switched to football once he realized his size was better suited for the gridiron.

BLAIR'S GAME-BY-GAME

2016

| Date | Opp | W/L | P/S | Tot | Sol | Ast | Sk | Yds | Int | Yds | PD | FF | FR | Yds |
|---------------|--------|-----|-------------|-----------|-----------|----------|------------|-------------|----------|----------|----------|----------|----------|----------|
| Sep 12 | LA | W | 1/0 | 0 | 0 | 0 | 0.0 | 0.0 | 0 | 0 | 0 | 0 | 0 | 0 |
| Sep 18 | at Car | L | 1/0 | 0 | 0 | 0 | 0.0 | 0.0 | 0 | 0 | 0 | 0 | 0 | 0 |
| Sep 25 | at Sea | L | 1/0 | 1 | 1 | 0 | 0.0 | 0.0 | 0 | 0 | 0 | 0 | 0 | 0 |
| Oct 2 | Dal | L | 1/0 | 0 | 0 | 0 | 0.5 | 1.5 | 0 | 0 | 0 | 0 | 0 | 0 |
| Oct 6 | Arz | L | 1/0 | 0 | 0 | 0 | 0.0 | 0.0 | 0 | 0 | 0 | 0 | 0 | 0 |
| Oct 16 | at Buf | L | 1/0 | 0 | 0 | 0 | 0.0 | 0.0 | 0 | 0 | 0 | 0 | 0 | 0 |
| Oct 23 | TB | L | 1/0 | 1 | 1 | 0 | 0.0 | 0.0 | 0 | 0 | 0 | 0 | 0 | 0 |
| Nov 6 | NO | L | 1/0 | 3 | 3 | 0 | 0.0 | 0.0 | 0 | 0 | 0 | 0 | 0 | 0 |
| Nov 13 | at Arz | L | 1/0 | 1 | 0 | 1 | 0.0 | 0.0 | 0 | 0 | 0 | 0 | 0 | 0 |
| Nov 20 | NE | L | 1/0 | 4 | 4 | 0 | 0.0 | 0.0 | 0 | 0 | 0 | 0 | 0 | 0 |
| Nov 27 | at Mia | L | 1/0 | 2 | 2 | 0 | 1.0 | 9.0 | 0 | 0 | 0 | 0 | 0 | 0 |
| Dec 4 | at Chi | L | 1/0 | 0 | 0 | 0 | 0.0 | 0.0 | 0 | 0 | 0 | 0 | 0 | 0 |
| Dec 11 | NYJ | | | | | | | | | | | | | |
| Dec 18 | at Atl | | | | | | | | | | | | | |
| Dec 24 | at LA | | | | | | | | | | | | | |
| Jan 1 | Sea | | | | | | | | | | | | | |
| TOTALS | | | 12/0 | 12 | 11 | 1 | 1.5 | 10.5 | 0 | 0 | 0 | 0 | 0 | 0 |

BLAIR'S CAREER STATISTICS

| YEAR | TEAM | GP | GS | TACKLES | | | | YDS | INTERCEPTIONS | | | | FUMBLES | | | | |
|---------------|------|-----------|----------|-----------|-----------|----------|------------|-------------|---------------|----------|----------|----------|----------|----------|----------|----------|----------|
| | | | | TOT | SOL | AST | SACKS | | INT | YDS | LG | TD | PD | FF | FR | YDS | |
| 2016 | SF | 12 | 0 | 12 | 11 | 1 | 1.5 | 10.5 | 0 | 0 | - | 0 | 0 | 0 | 0 | 0 | 0 |
| TOTALS | | 12 | 0 | 12 | 11 | 1 | 1.5 | 10.5 | 0 | 0 | - | 0 | 0 | 0 | 0 | 0 | 0 |

Milestones:

NFL Debut: vs. LA (9/12/16); **First Sack:** vs. Dal. (10/2/16 – QB Dak Prescott)

BLAIR'S CAREER HIGHS

Total Tackles: 4 vs. NE (11/20/16)
Solo: 4 vs. NE (11/20/16)

Assists: 1 at Arz. (11/13/16)
Sacks: 1.0 at Mia. (11/27/16)

BLAIR'S TRANSACTIONS

Originally the first of three 5th-round (142nd overall) draft choices by SF in 2016.



NaVORRO BOWMAN

53

POSITION LB | HEIGHT 6-0 | WEIGHT 242 | COLLEGE PENN STATE

BORN 5.28.88 // FORESTVILLE, MD // SUITLAND HS, FORESTVILLE, MD
7TH YEAR // ACQUIRED D-3 IN '10

AWARDS & HONORS

- 2011:** AP First-Team All-Pro, All-Pro Team by *Sports Illustrated's* Peter King, Defensive Player of the Year & All-Pro Team by *Dallas Morning News's* Rick Gosselin, USA Football All-Fundamentals Team
- 2012:** AP First-Team All-Pro, NFC Pro Bowl
- 2013:** AP First-Team All-Pro, Pro Bowl, Len Eshmont Award, NFC Defensive Player of the Month (December), Midseason All-Pro by ESPN's John Clayton
- 2015:** AP First-Team All-Pro, Pro Bowl, Ed Block Courage Award Recipient



CAREER HIGHLIGHTS

- Late in the 4th qtr. vs. Atl. (12/23/13), Bowman intercepted Falcons QB Matt Ryan and returned it 89 yds. for a TD to seal the victory in the final regular season game at Candlestick Park. It marked the longest INT return by a LB in franchise history.

LONGEST INT RETURN BY A LINEBACKER IN FRANCHISE HISTORY

| Player | Date | Opp. | Yds. |
|-------------------|----------|------|------|
| 1. NaVorro Bowman | 12/23/13 | Atl. | 89t |
| 2. Patrick Willis | 9/14/08 | Sea. | 86t |
| 3. John Johnson | 9/6/92 | NYG | 56t |
| 4. Lee Woodall | 12/15/97 | Den. | 55 |
| 5. Ahmad Brooks | 11/25/12 | NO | 50t |

- Named NFC Defensive Player of the Month in December of 2013. During that stretch, Bowman registered 56 tackles, 3.0 sacks, 2 INTs, one of which was returned 89 yds. for a TD, 2 FFs and 1 FR. No other player accomplished the feat in the entire 2013 season.
- According to NFL Gamebook Statistics, Bowman registered 154 tackles, the most in the NFL during the 2015 season. The 154 tackles was also a career-high after racking up 143 tackles in 2012 and 2013.

MOST TACKLES IN THE NFL (2015)

| Player | Tackles |
|--------------------------|---------|
| 1. NaVorro Bowman, SF | 154 |
| 2. D'Qwell Jackson, Ind. | 150 |
| 3. Lavonte David, TB | 147 |
| 4. Reshad Jones, Mia. | 135 |
| 5. Paul Pussluszny, Jax. | 133 |

*According to Gamebook Statistics

2016 HIGHLIGHTS

- As a part of a 49ers defense that registered the first shutout in franchise history on opening day, recorded a team-high 11 tackles and the 4th INT of his career vs. LA (9/12), the first since 12/29/13 at Arz.
- Took down QB Dak Prescott for an 8-yd. loss vs. Dal. (10/2), his first sack of the season.

BOWMAN'S GOLDEN NUGGETS

- Signed a four-year extension through 2022 with the 49ers in August of 2016.
- Named the 49ers Ed Block Courage Award winner for the 2015 season. The award is presented each year to the player that exemplified a commitment to sportsmanship and courage.
- Participates in charitable events that support his hometown, the Bay Area, and also sponsors events for the Bayview Hunters Point YMCA.
- Established the "4th and Goal Foundation" in 2015, which aims to impact the lives of children throughout the San Francisco Bay Area.
- In 2013, traveled to Africa to participate in the Pros for Africa program, which partners with the Starkey Hearing Foundation to provide more than 4,100 customized hearing devices for those in need.
- Is a four-time First-Team All-Pro and three-time NFC Pro-Bowl selection who led the 49ers defense in tackles in 2011, 2012, 2013 and 2015.

BOWMAN'S GAME-BY-GAME

2016

| Date | Opp | W/L | P/S | Tot | Sol | Ast | Sk | Yds | Int | Yds | PD | FF | FR | Yds | |
|---|--------|-----|-----|------------|-----------|-----------|-----------|------------|------------|----------|----------|----------|----------|----------|----------|
| Sep 12 | LA | W | 1/1 | 11 | 8 | 3 | 0.0 | 0.0 | 1 | 0 | 1 | 0 | 0 | 0 | |
| Sep 18 | at Car | L | 1/1 | 11 | 8 | 3 | 0.0 | 0.0 | 0 | 0 | 1 | 0 | 0 | 0 | |
| Sep 25 | at Sea | L | 1/1 | 8 | 6 | 2 | 0.0 | 0.0 | 0 | 0 | 0 | 1 | 0 | 0 | |
| Oct 2 | Dal | L | 1/1 | 7 | 5 | 2 | 1.0 | 8.0 | 0 | 0 | 0 | 0 | 0 | 0 | |
| PLACED ON INJURED RESERVE (Achilles) ON 10/6 | | | | | | | | | | | | | | | |
| TOTALS | | | | 4/4 | 37 | 27 | 10 | 1.0 | 8.0 | 1 | 0 | 2 | 1 | 0 | 0 |

GOLDMINE

- Established the 4th & Goal Foundation," which aims to impact the lives of children through the San Francisco Bay Area. Bowman's goal for his foundation is to build play zones around the Bay Area that will provide state-of-the-art playgrounds to low-income elementary schools so that their students will have a safe outdoor environment to increase social, emotional and cognitive skills as well as a space for increased physical activity. The first play zone will be installed in the summer of 2016 and the hope is to impact the lives of 10,000 children by the end of 2017. More information on the 4th & Goal Foundation is available at www.navorrobowman.org.



- Bowman hosted his 2nd Annual NaVorro Bowman Football Camp, a free youth camp for local children in his home community of Forestville, MD in June of 2015. He partnered with the District Height Boys and Girls Club, a group of which Bowman was a member while growing up.



- Bowman and other NFL Players joined the Wounded Warriors Amputee Softball Team (WWAST) for a game of softball at Bowie Baysox Stadium in Maryland to raise funds for Veterans Amputee Charities. This marked the third year of the event, but the first time NFL players participated. Bowman and former teammate DT Darnell Dockett served as team captains for the game that ended in a 14-14 tie.

- In June of 2015, Bowman hosted the inaugural "Celebrity Steak-Out", raising money for underprivileged youth in the community. "I wasn't too privileged growing up," Bowman said. "I had to scratch and claw and find things to do as a child.



And me being where I am today, I'm able to provide something, especially for kids who don't have as much as the next kid. So I really want to provide inner-city, low-income students in the Bay Area with a safe place to play."

- Bowman works with the Bayview Hunters Point YMCA and recently received an award for his efforts in the program. He has participated in numerous events, including a night of bowling to benefit children, and a toy drive during the holiday season.

- In 2013, Bowman traveled to Africa to participate in the Pros for Africa program, which partners with the Starkey Hearing Foundation to provide more than 4,100 customized hearing devices for those in need. NaVorro and other NFL players helped fit patients with hearing aids. "By giving hearing aids, we have blessed these people and put smiles on their faces. We were able to give them a whole new life."



- Bowman was born and raised just outside of Washington D.C. in a high-crime area. It was a tough environment to avoid, but sports became his outlet from the streets and drugs. "My parents had been with me since day one. Also, having a support system like my high school coach. He really let me know early on that I had something special and I shouldn't mess it up."
- Two important and influential people in Bowman's life abruptly passed away. His father passed away from a blood clot that reached his heart, while his high school coach died in a car accident before Penn State's bowl game in 2009. "Dealing with as much adversity as I have in a short period of time has made me the man I am today. It's made me stay on track and strive to do those things that will possibly help me be successful, not just on the football field, but off the field also."
- He earned his degree in criminal law and justice and one day would like to use that to help out his hometown. With all of the violence and drugs in District Heights, MD, he believes being from the area will help others listen to him. "That's one of the reasons I got into that field - to open doors and possibly be able to get into a young child's head from my neighborhood."

BOWMAN'S CAREER STATISTICS

| YEAR | TEAM | GP | GS | TACKLES | | | | | INTERCEPTIONS | | | | | FUMBLES | | | |
|---------------|------|-----------|-----------|------------|------------------------|------------|-------------|-------------|---------------|------------|------------|----------|-----------|----------|----------|----------|---|
| | | | | TOT | SOL | AST | SACKS | YDS | INT | YDS | LG | TD | PD | FF | FR | YDS | |
| 2010 | SF | 16 | 1 | 35 | 22 | 13 | 0.0 | 0.0 | 0 | 0 | – | 0 | 0 | 0 | 0 | 0 | 0 |
| 2011 | SF | 16 | 16 | 173 | 81 | 92 | 2.0 | 11.0 | 0 | 0 | – | 0 | 8 | 0 | 3 | 0 | |
| 2012 | SF | 16 | 16 | 183 | 93 | 90 | 2.0 | 9.0 | 1 | 11 | 11 | 0 | 6 | 1 | 0 | 0 | |
| 2013 | SF | 16 | 16 | 192 | 118 | 74 | 5.0 | 45.0 | 2 | 93 | 89t | 1 | 9 | 4 | 2 | 0 | |
| 2014 | SF | – | – | – | INJURED RESERVE (Knee) | | | – | – | – | – | – | – | – | – | – | – |
| 2015 | SF | 16 | 16 | 150 | 124 | 26 | 2.5 | 18.5 | 0 | 0 | – | 0 | 2 | 1 | 0 | 0 | |
| 2016 | SF | 4 | 4 | 37 | 27 | 10 | 1.0 | 8.0 | 1 | 0 | 0 | 0 | 2 | 1 | 0 | 0 | |
| TOTALS | | 84 | 69 | 770 | 465 | 305 | 12.5 | 91.5 | 4 | 104 | 89t | 1 | 27 | 7 | 5 | 0 | |

PLAYOFFS

| YEAR | TEAM | GP | GS | TACKLES | | | | | INTERCEPTIONS | | | | | FUMBLES | | |
|---------------|------|----------|----------|-----------|-----------|-----------|------------|-------------|---------------|----------|----------|----------|----------|----------|----------|----------|
| | | | | TOT | SOL | AST | SACKS | YDS | INT | YDS | LG | TD | PD | FF | FR | YDS |
| 2011 | SF | 2 | 2 | 27 | 13 | 14 | 0.5 | 3.5 | 0 | 0 | – | 0 | 0 | 0 | 0 | 0 |
| 2012 | SF | 3 | 3 | 30 | 16 | 14 | 0.0 | 0.0 | 0 | 0 | – | 0 | 3 | 0 | 0 | 0 |
| 2013 | SF | 3 | 3 | 40 | 20 | 20 | 2.0 | 19.0 | 0 | 0 | – | 0 | 0 | 2 | 0 | 0 |
| TOTALS | | 8 | 8 | 97 | 49 | 48 | 2.5 | 22.5 | 0 | 0 | – | 0 | 3 | 2 | 0 | 0 |

Additional Statistics:

Special Teams Tackles: Regular Season – 43: 2010 (26), 2011 (9), 2012 (6); 2013 (2); Postseason – 1: 2011 (1)

Milestones:

NFL Debut: vs. Sea. (9/12/10); **First Career Start:** vs. Arz. (1/2/11); **First FR:** at Phi. (10/2/11 – RB Ronnie Brown); **First FF:** at NE (12/16/12 – RB Shane Vereen); **First Sack:** at Sea. (12/24/11 – QB Tarvaris Jackson); **First INT:** at GB (9/9/12 – QB Aaron Rodgers); **First INT Return for a TD:** vs. Atl. (12/23/13 – QB Matt Ryan – 89 yds.)

BOWMAN'S CAREER HIGHS

Total Tackles: Regular Season – 19 at Sea. (12/23/12); Postseason – 15 at Sea. (1/19/14)

Solo: Regular Season – 13 at Chi. (12/6/15); Postseason – 9 at Sea. (1/19/14)

Assists: Regular Season – 11 at Det. (10/16/11); Postseason – 7 (3 times) Last at Car. (1/12/14)

Passes Defensed: Regular Season – 2 (3 times) Last vs. Ind. (9/22/13); Postseason – 2 vs. GB (1/12/13)

Fumble Recoveries: 1 (5 times) Last at Arz. (12/29/13)

Forced Fumbles: 1 (7 times) Last at Sea. (9/25/16); Postseason – 1 (2 times) Last at Sea. (1/19/14)

Sacks: Regular Season – 2.0 at StL (9/26/13); Postseason – 1.0 (2 times) Last at Sea. (1/19/14)

Interceptions: 1 (4 times) Last vs. LA (9/12/16)

Interception Yards: 89 vs. Atl. (12/23/13)

Long Interception Return: 89t vs. Atl. (12/23/13)

Interception Returns For TD: 1 vs. Atl. (12/23/13)

BOWMAN'S TRANSACTIONS

Originally a 3rd-round (91st overall) draft choice by SF in 2010...Signed a five-year contract extension through 2018 on 11/27/12...Placed on the Reserve/Physically Unable To Perform List on 8/25/14...Activated from the Reserve/Physically Unable to Perform List on 12/9/14...Placed on the Injured Reserve List on 12/13/14...Signed a four-year extension with SF through 2022 on 8/3/16...Placed on the Injured Reserve List on 10/6/16.



TRAMAINE BROCK

26

POSITION **CB** | HEIGHT **5-10** | WEIGHT **197** | COLLEGE **BELHAVEN**

BORN **8.20.88** // LONG BEACH, MS // LONG BEACH SENIOR HS, LONG BEACH, MS
7TH YEAR // ACQUIRED FA IN '10

AWARDS & HONORS

2013: *USA Today* All-Joe Team, NFC Defensive Player of the Week (Week 5)

2016 HIGHLIGHTS

- Registered 6 tackles, 1 PD and his first career FF at Buf. (10/16), knocking the ball loose from Bills RB LeSean McCoy.

GOLDMINE

- In February of 2011, Belhaven retired Brock's jersey for his accomplishments on both the collegiate and professional levels. He is the only player in the history of the school's program to have played in the NFL.



- Brock's path to the NFL was not an easy one by any means. From the small country town of Gulfport, MS, he traveled 30 miles north to Mississippi Gulf Coast Community College in Perkinston, MS, where he spent two seasons before transferring to the University of Minnesota. Why would a southern boy decide on Minnesota? "I wanted to see what a big city felt like," Brock said. After one year, he transferred back down south to Belhaven University in Jackson, MS, a small Christian NAIA school.
- Brock's passion for sports was developed at an early age and he would like to remain in athletics either as a coach or personal trainer after his playing career is through. "I want to teach people what I know and watch them perform and compete," Brock said. His father encouraged him to join a football league in elementary school, and he also played basketball and ran track for his school's team.

BROCK'S GOLDEN NUGGETS

- Is the first player in Belhaven University's history to play in the NFL. The University also retired his jersey in 2011.
- Had a variety of part-time jobs growing up in Gulfport, MS. He worked at Sparkle Car Cleaning, a Krispy Kreme shop and a Sonic fast food restaurant.

BROCK'S GAME-BY-GAME

2016

| Date | Opp | W/L | P/S | Tot | Sol | Ast | Sk | Yds | Int | Yds | PD | FF | FR | Yds |
|---------------|--------|-----|-----|--------------|-----------|-----------|-----------|------------|------------|----------|----------|-----------|----------|----------|
| Sep 12 | LA | W | 1/1 | 3 | 2 | 1 | 0.0 | 0.0 | 0 | 0 | 1 | 0 | 0 | 0 |
| Sep 18 | at Car | L | 1/1 | 4 | 4 | 0 | 0.0 | 0.0 | 0 | 0 | 1 | 0 | 0 | 0 |
| Sep 25 | at Sea | L | 1/1 | 3 | 2 | 1 | 0.0 | 0.0 | 0 | 0 | 0 | 0 | 0 | 0 |
| Oct 2 | Dal | L | 1/1 | 3 | 2 | 1 | 0.0 | 0.0 | 0 | 0 | 0 | 0 | 0 | 0 |
| Oct 6 | Arz | L | 1/1 | 6 | 2 | 4 | 0.0 | 0.0 | 0 | 0 | 3 | 0 | 0 | 0 |
| Oct 16 | at Buf | L | 1/1 | 6 | 6 | 0 | 0.0 | 0.0 | 0 | 0 | 1 | 1 | 0 | 0 |
| Oct 23 | TB | L | 1/1 | 5 | 5 | 0 | 0.0 | 0.0 | 0 | 0 | 1 | 0 | 0 | 0 |
| Nov 6 | NO | L | 1/1 | 5 | 5 | 0 | 0.0 | 0.0 | 0 | 0 | 2 | 0 | 0 | 0 |
| Nov 13 | at Arz | L | 1/1 | 6 | 4 | 2 | 0.0 | 0.0 | 0 | 0 | 1 | 0 | 0 | 0 |
| Nov 20 | NE | L | 1/1 | 2 | 2 | 0 | 0.0 | 0.0 | 0 | 0 | 0 | 0 | 0 | 0 |
| Nov 27 | at Mia | L | 1/1 | 7 | 5 | 2 | 0.0 | 0.0 | 0 | 0 | 1 | 0 | 0 | 0 |
| Dec 4 | at Chi | L | 1/1 | 3 | 3 | 0 | 0.0 | 0.0 | 0 | 0 | 0 | 0 | 0 | 0 |
| Dec 11 | NYJ | | | | | | | | | | | | | |
| Dec 18 | at Atl | | | | | | | | | | | | | |
| Dec 24 | at LA | | | | | | | | | | | | | |
| Jan 1 | Sea | | | | | | | | | | | | | |
| TOTALS | | | | 12/12 | 53 | 42 | 11 | 0.0 | 0.0 | 0 | 0 | 11 | 1 | 0 |

BROCK'S CAREER STATISTICS

| YEAR | TEAM | GP | GS | TACKLES | | | SACKS | YDS | INT | YDS | INTERCEPTIONS | | | PD | FUMBLES | | |
|--------|------|----|----|---------|-----|-----|-------|-----|-----|-----|---------------|----|----|----|---------|-----|--|
| | | | | TOT | SOL | AST | | | | | LG | TD | FF | | FR | YDS | |
| 2010 | SF | 3 | 0 | 3 | 3 | 0 | 0.0 | 0.0 | 0 | 0 | – | 0 | 0 | 0 | 0 | 0 | |
| 2011 | SF | 11 | 0 | 5 | 5 | 0 | 0.0 | 0.0 | 2 | 18 | 18 | 0 | 4 | 0 | 0 | 0 | |
| 2012 | SF | 16 | 0 | 3 | 2 | 1 | 0.0 | 0.0 | 0 | 0 | – | 0 | 1 | 0 | 0 | 0 | |
| 2013 | SF | 16 | 7 | 44 | 36 | 8 | 0.0 | 0.0 | 5 | 82 | 41 | 1 | 15 | 0 | 0 | 0 | |
| 2014 | SF | 3 | 2 | 9 | 7 | 2 | 0.0 | 0.0 | 0 | 0 | – | 0 | 0 | 0 | 0 | 0 | |
| 2015 | SF | 15 | 15 | 63 | 50 | 13 | 0.0 | 0.0 | 3 | 26 | 26 | 0 | 11 | 0 | 0 | 0 | |
| 2016 | SF | 12 | 12 | 53 | 42 | 11 | 0.0 | 0.0 | 0 | 0 | – | 0 | 11 | 1 | 0 | 0 | |
| TOTALS | | 76 | 36 | 180 | 145 | 35 | 0.0 | 0.0 | 10 | 126 | 41 | 1 | 42 | 1 | 0 | 0 | |

PLAYOFFS

| YEAR | TEAM | GP | GS | TACKLES | | | SACKS | YDS | INT | YDS | INTERCEPTIONS | | | PD | FUMBLES | | |
|--------|------|----|----|---------|-----|-----|-------|-----|-----|-----|---------------|----|----|----|---------|-----|--|
| | | | | TOT | SOL | AST | | | | | LG | TD | FF | | FR | YDS | |
| 2011 | SF | 2 | 0 | 5 | 4 | 1 | 0.0 | 0.0 | 0 | 0 | – | 0 | 0 | 0 | 0 | 0 | |
| 2012 | SF | 3 | 0 | 3 | 3 | 0 | 0.0 | 0.0 | 0 | 0 | – | 0 | 0 | 0 | 0 | 0 | |
| 2013 | SF | 3 | 3 | 13 | 11 | 2 | 0.0 | 0.0 | 0 | 0 | – | 0 | 0 | 0 | 0 | 0 | |
| TOTALS | | 8 | 3 | 21 | 18 | 3 | 0.0 | 0.0 | 0 | 0 | – | 0 | 0 | 0 | 0 | 0 | |

Additional Statistics:

Special Teams Tackles: Regular Season – 22: 2010 (3); 2011 (2); 2012 (15); 2013 (2); Postseason – 2: 2011 (1); 2012 (1)

Special Teams Forced Fumbles – 1: 2012 (1)

Milestones:

NFL Debut: vs. Den. (10/31/10); **First Start:** vs. Hou. (10/6/13); **First INT:** vs. Sea. (9/11/11 – QB Tarvaris Jackson); **First INT Return for a TD:** vs. Hou. (10/6/13 – QB Matt Schaub – 18 yds.); **First FF:** at Buf. (10/16/16 – RB LeSean McCoy)

BROCK'S CAREER HIGHS

Total Tackles: Regular Season – 10 at NYG (10/11/15); Postseason – 6 at Sea. (1/19/14)

Solo: Regular Season – 7 at NYG (10/11/15); Postseason – 5 at Sea. (1/19/14)

Assists: 4 vs. Arz. (10/6/16)

Passes Defensed: 3 vs. Arz. (10/6/16)

Interceptions: 2 vs. Hou. (10/6/13)

Interception Yards: 41 vs. Car. (11/10/13)

Long Interception Return: 41 vs. Car. (11/10/13)

Interception Returns for TD: 1 vs. Hou. (10/6/13)

Forced Fumbles: 1 at Buf. (10/16/16)

BROCK'S TRANSACTIONS

Originally signed as an undrafted rookie FA by SF on 4/26/10...Waived by SF on 9/14/10...Signed to SF practice squad on 9/15/10...Promoted to SF active roster on 9/20/10...Waived by SF on 10/12/10...Signed to SF practice squad on 10/14/10...Promoted to SF active roster on 10/27/10...Re-signed a one-year contract as exclusive rights free agent on 4/20/12...Was tendered a one-year contract by SF on 3/7/13...Re-signed one-year contract on 4/15/13...Signed a four-year contract extension on 11/22/13.



AHMAD BROOKS

55

POSITION **LB** | HEIGHT **6-3** | WEIGHT **259** | COLLEGE **VIRGINIA**

BORN **3.14.84** // WOODBRIDGE, VA // C.D. HYLTON HS, WOODBRIDGE, VA
 11TH YEAR // ACQUIRED WAI. IN '08 - CIN.

AWARDS & HONORS:

- 2012:** AP Second-Team All-Pro, First-Team All-Pro by *Sports Illustrated's* Peter King, NFC Pro Bowl
- 2013:** AP Second-Team All-Pro, Pro Bowl, PFWA All-NFC Team



CAREER HIGHLIGHTS

- Is one of four players to record 5.0-or-more sacks in each of the past eight seasons (2009-16) [Cliff Avril (Det./Sea.); Julius Peppers (Car./Chi./GB); Cameron Wake (Mia.)].
- His 50.5 sacks as a member of the 49ers (2008-16) is the second most in franchise history by a linebacker [LB Charles Haley - 66.5 sacks], since sacks became an official statistic in 1982.
- Registered a career-high 8.5 sacks in 2013.
- Set the 49ers record for most FFs by a LB in a single-season with 5 in 2009. The 5 FFs ranked t-2nd among all NFL LBs that year.
- Ranks t-2nd in team postseason history with 6.5 sacks.

| MOST SACKS, FRANCHISE HISTORY | | |
|-------------------------------|-------------|--|
| Player | Sacks | |
| 1. Bryant Young | 89.5 | |
| 2. Charles Haley | 66.5 | |
| 3. Ahmad Brooks | 50.5 | |
| 4. Dana Stubblefield | 46.5 | |
| 5. Dwaine Board | 45.0 | |

2016 HIGHLIGHTS

- As a part of a 49ers defense that registered the first shutout in franchise history on opening day, recorded 1.0 sack vs. LA (9/12).
- Registered 1.0 sack and 2 PDs at Sea. (9/25), giving him 47.5 sacks in his career as a 49er and breaking a tie with DT Dana Stubblefield for third on the franchise's all-time sack list.
- Recorded 5 tackles and 1.0 sack vs. NE (11/20), taking down Patriots QB Tom Brady for a 7-yd. loss.
- Notched 3 tackles and 0.5 sack at Mia. (11/27), combining with LB Nick Bellore to take down Dolphins QB Ryan Tannehill for a 13-yd. loss.
- Registered 1.0 sack at Chi. (12/4), marking the third time in his career he has recorded at least a half sack in three consecutive games and the first time since 2013 [2.0 sacks vs. Car. (11/10/13); 1.0 sack at NO (11/17/13); 2.0 sacks vs. Was. (11/25/13)].

GOLDMINE

- Hosted his first youth football camp in June of 2014. His USA Football FUNDamentals clinic for area youth ages 6-17 in Woodbridge, VA, introduced football by teaching basic skills in a fun and energetic environment with other 49ers teammates joining Brooks in Virginia for the event.



BROOKS' GOLDEN NUGGETS

- Ranks t-2nd in 49ers postseason history with 6.5 sacks.
- Has recorded 5.0-or-more sacks in eight consecutive seasons. His 50.5 sacks as a member of the 49ers ranks second in franchise history among linebackers.
- His father, Perry, played 92 games with the Washington Redskins from 1978-84.
- Originally entered the NFL as a supplemental draft pick in 2006 by Cincinnati.
- In 2004, while at the University of Virginia, was one of three finalists for the Butkus Award, given annually to the nation's top linebacker.
- Hosted his first youth football camp in June of 2014. His USA Football FUNDamentals clinic for area youth ages 6-17 in Woodbridge, VA introduced football by teaching basic skills in a fun and energetic environment.


BROOKS' GAME-BY-GAME

2016

| Date | Opp | W/L | P/S | Tot | Sol | Ast | Sk | Yds | Int | Yds | PD | FF | FR | Yds |
|---------------|--------|-----|-----|--------------|-----------|-----------|-----------|------------|-------------|----------|----------|----------|----------|----------|
| Sep 12 | LA | W | 1/1 | 4 | 3 | 1 | 1.0 | 6.0 | 0 | 0 | 0 | 0 | 0 | 0 |
| Sep 18 | at Car | L | 1/1 | 3 | 3 | 0 | 0.0 | 0.0 | 0 | 0 | 1 | 0 | 0 | 0 |
| Sep 25 | at Sea | L | 1/1 | 5 | 4 | 1 | 1.0 | 6.0 | 0 | 0 | 2 | 0 | 0 | 0 |
| Oct 2 | Dal | L | 1/1 | 4 | 2 | 2 | 0.0 | 0.0 | 0 | 0 | 0 | 0 | 0 | 0 |
| Oct 6 | Arz | L | 1/1 | 0 | 0 | 0 | 0.0 | 0.0 | 0 | 0 | 0 | 0 | 0 | 0 |
| Oct 16 | at Buf | L | 1/1 | 6 | 4 | 2 | 0.0 | 0.0 | 0 | 0 | 0 | 0 | 0 | 0 |
| Oct 23 | TB | L | 1/1 | 6 | 3 | 3 | 0.5 | 0.5 | 0 | 0 | 0 | 0 | 0 | 0 |
| Nov 6 | NO | L | 1/1 | 4 | 3 | 1 | 0.0 | 0.0 | 0 | 0 | 0 | 0 | 0 | 0 |
| Nov 13 | at Arz | L | 1/1 | 7 | 5 | 2 | 0.0 | 0.0 | 0 | 0 | 0 | 0 | 0 | 0 |
| Nov 20 | NE | L | 1/1 | 5 | 3 | 2 | 1.0 | 7.0 | 0 | 0 | 0 | 0 | 0 | 0 |
| Nov 27 | at Mia | L | 1/1 | 3 | 2 | 1 | 0.5 | 6.5 | 0 | 0 | 0 | 0 | 0 | 0 |
| Dec 4 | at Chi | L | 1/1 | 7 | 2 | 5 | 1.0 | 8.0 | 0 | 0 | 0 | 0 | 0 | 0 |
| Dec 11 | NYJ | | | | | | | | | | | | | |
| Dec 18 | at Atl | | | | | | | | | | | | | |
| Dec 24 | at LA | | | | | | | | | | | | | |
| Jan 1 | Sea | | | | | | | | | | | | | |
| TOTALS | | | | 12/12 | 54 | 34 | 20 | 5.0 | 34.0 | 0 | 0 | 3 | 0 | 0 |

GOLDMINE (CONTINUED)

- His wife, April, is an author, who recently released her first book titled "The Amazing Adventures of Anaiah & Her Angel: Anaiah Meets Gabby". For more information, click [here](#).
- Brooks was originally a 3rd-round selection in the 2006 supplemental draft by the Cincinnati Bengals. In 2008, the 49ers claimed the linebacker off of waivers, where he worked his way into a full-time starting role by 2011.



- Brooks is no stranger to the NFL. His father, Perry Brooks, played in 92 games at DT for the Washington Redskins from 1978-84. Perry ran a barber shop since Ahmad was a freshman in college, which was left to his family after he passed away.
- In 2013, Brooks returned to Woodbridge, VA, where he attended high school at C.D. Hylton High School, and was inducted into their Hall of Fame.

BROOKS' CAREER STATISTICS

| YEAR | TEAM | GP | GS | TACKLES | | | | | INTERCEPTIONS | | | | | FUMBLES | | |
|---------------|------|------------|-----------|------------|------------|------------|-------------|--------------|---------------|------------|------------|----------|-----------|-----------|----------|----------|
| | | | | TOT | SOL | AST | SACKS | YDS | INT | YDS | LG | TD | PD | FF | FR | YDS |
| 2006 | CIN | 11 | 5 | 46 | 29 | 17 | 1.0 | 6.0 | 0 | 0 | – | 0 | 2 | 0 | 0 | 0 |
| 2007 | CIN | 2 | 2 | 8 | 6 | 2 | 1.0 | 7.0 | 0 | 0 | – | 0 | 0 | 1 | 0 | 0 |
| 2008 | SF | 0 | 0 | 0 | 0 | 0 | 0.0 | 0.0 | 0 | 0 | – | 0 | 0 | 0 | 0 | 0 |
| 2009 | SF | 14 | 0 | 23 | 18 | 5 | 6.0 | 33.0 | 0 | 0 | – | 0 | 2 | 5 | 0 | 0 |
| 2010 | SF | 15 | 1 | 33 | 27 | 6 | 5.0 | 33.0 | 1 | 32 | 32 | 0 | 2 | 0 | 0 | 0 |
| 2011 | SF | 16 | 16 | 59 | 41 | 18 | 7.0 | 44.0 | 0 | 0 | – | 0 | 3 | 1 | 0 | 0 |
| 2012 | SF | 16 | 16 | 74 | 50 | 24 | 6.5 | 49.5 | 1 | 50 | 50t | 1 | 6 | 2 | 0 | 0 |
| 2013 | SF | 16 | 16 | 74 | 60 | 14 | 8.5 | 72.5 | 1 | 22 | 22 | 0 | 7 | 1 | 1 | 0 |
| 2014 | SF | 13 | 13 | 42 | 30 | 12 | 6.0 | 21.0 | 0 | 0 | – | 0 | 3 | 1 | 1 | 0 |
| 2015 | SF | 14 | 14 | 58 | 34 | 24 | 6.5 | 36.5 | 0 | 0 | – | 0 | 1 | 0 | 1 | 8 |
| 2016 | SF | 12 | 12 | 54 | 34 | 20 | 5.0 | 34.0 | 0 | 0 | – | 0 | 2 | 0 | 0 | 0 |
| TOTALS | | 129 | 95 | 471 | 329 | 142 | 52.5 | 336.5 | 3 | 104 | 50t | 1 | 29 | 11 | 3 | 8 |

PLAYOFFS

| YEAR | TEAM | GP | GS | TACKLES | | | | | INTERCEPTIONS | | | | | FUMBLES | | |
|---------------|------|----------|----------|-----------|-----------|-----------|------------|-------------|---------------|----------|----------|----------|----------|----------|----------|----------|
| | | | | TOT | SOL | AST | SACKS | YDS | INT | YDS | LG | TD | PD | FF | FR | YDS |
| 2011 | SF | 2 | 2 | 9 | 4 | 5 | 1.0 | 7.0 | 0 | 0 | – | 0 | 1 | 0 | 0 | 0 |
| 2012 | SF | 3 | 3 | 11 | 8 | 3 | 1.0 | 8.0 | 0 | 0 | – | 0 | 2 | 0 | 0 | 0 |
| 2013 | SF | 3 | 3 | 25 | 18 | 7 | 4.5 | 21.0 | 0 | 0 | – | 0 | 0 | 1 | 0 | 0 |
| TOTALS | | 8 | 8 | 45 | 30 | 15 | 6.5 | 36.0 | 0 | 0 | – | 0 | 3 | 1 | 0 | 0 |

Additional Statistics:

Special Teams Tackles – 9: 2010 (9)

Blocked Extra Point – 1: 2016 (1)

Milestones:

NFL Debut: at Pit. (9/24/06); **First Start:** at TB (10/15/06); **First Sack:** vs. Car. (10/22/06 – QB Jake Delhomme); **First FF:** vs. Bal. (9/10/07 – QB Steve McNair); **First FR:** at NO (11/17/13 – own recovery); **First INT:** vs. Arz. (1/2/11 – QB John Skelton); **First INT Returned for a TD:** at NO (11/25/12 – QB Drew Brees – 50–yds.); **Multi–Sack Games:** 7, Last vs. Sea. (10/22/15 – 2.0; QB Russell Wilson)

BROOKS' CAREER HIGHS

Total Tackles: 14 at TB (10/15/06); Postseason – 11 at Car. (1/12/14)
Solo: 10 at TB (10/15/06); Postseason – 8 (2 times) Last at Car. (1/12/14)
Assists: 5 (3 times) Last at Chi. (12/4/16); Postseason – 4 vs. NYG (1/22/12)
Interception: 1 (3 times) Last at NO (11/17/13)
Interception Returns For TD: 1 at NO (11/17/13)

Sacks: Regular Season – 3.0 vs. Arz. (12/14/09); Postseason – 2.5 at Car. (1/12/14)
Passes Defensed: 3 vs. StL (11/11/12); Postseason – 2 at Atl. (1/20/13)
Forced Fumbles: 2 (2 times) Last vs. Det. (12/27/09); Postseason – 1 at GB (1/5/14)
Fumble Recoveries: 1 (3 times) Last at Cle. (12/13/15)

BROOKS' TRANSACTIONS

Originally a 3rd–round selection in the 2006 supplemental draft by Cin. on 7/13/06...Waived by Cin. on 8/30/08...Claimed off waivers by SF on 8/31/08...Waived by SF on 11/29/08...Signed by SF on 12/2/08...Re–signed with SF as a restricted free agent on a two–year contract on 4/2/10...Signed a six–year contract extension through 2017 on 2/28/12.



TRENT BROWN

77

POSITION OL | HEIGHT 6-8 | WEIGHT 355 | COLLEGE FLORIDA

BORN 4.13.93 // ALBANY, GA // WESTOVER HS, ALBANY, GA
2ND YEAR // ACQUIRED D-7A IN '15

2016 HIGHLIGHTS

- Part of an offensive line group that helped the 49ers offense rush for 150 yds. and 3 TDs on 42 carries and did not allow a sack on 35 atts. by QB Blaine Gabbert vs. LA (9/12).
- Helped the 49ers offense rush for a season-high 193 yds. on 25 atts. (7.7 avg.) at Mia. (11/27). The team's 7.7 avg. yds. per carry was the highest by the 49ers offense since 12/20/14 vs. SD [355 yds. on 40 atts. (8.9 avg.)]. Additionally, the team's 193 yds. on the ground were the most since 9/14/15 vs. Min. (230 yds.).

BROWN'S GOLDEN NUGGET

- Started his collegiate career by playing two years at Georgia Military College before transferring to Florida.

GOLDMINE

- Brown participated in the 49ers annual Bike Build event during the 2015 season. In conjunction with Turning Wheels for Kids, a nonprofit organization that distributes bikes throughout the year with a focus on preventing childhood obesity and supporting low-income families, 49ers players and staff combined with volunteers to assemble 50 bikes and donate them to several students from the 49ers Academy.



BROWN'S CAREER STATISTICS

GAMES/STARTS – 17/14; 2015 (5/2); 2016 (12/12)

Additional Statistics:

Own Fumble Recoveries – 1: 2016 (1)

Milestones:

NFL Debut: vs. Min. (9/14/15); First Start: at Det. (12/27/15)

BROWN'S TRANSACTIONS

Originally the first of two 7th-round (244th overall) draft choices by SF in 2015.



DeFOREST BUCKNER

99

POSITION DL | HEIGHT 6-7 | WEIGHT 300 | COLLEGE OREGON

BORN 3.17.94 // HONOLULU, HI // PUNAHOU HS, HONOLULU, HI
ROOKIE // ACQUIRED D-1A IN '16

2016 HIGHLIGHTS

- Recorded the first two sacks of his career and his first career FR at Buf. (10/16), twice taking down Bills QB Tyrod Taylor. He is the first member of the 49ers to register 2.0 sacks and 1 FR in a single game since LB Aldon Smith accomplished the feat in 2011 [vs. StL (12/4/11) - 2.0 sacks and 1 FR].
- Registered 8 tackles, 1.0 sack and 1 FR at Arz. (11/13), his third sack of the season and second career FR.

GOLDMINE

- While Buckner was 13 years old, his father, George, was involved in a motorcycle accident that left him in a coma for six months. Upon his awakening, George summoned DeForest to his bedside, where the two had a 'man-to-man' conversation, as his mother, Maria, puts it. After the life-changing event and heartfelt conversation, that is when Buckner believes he became a man and took more responsibility with his family. He became a mentor to his younger brother, Kenya, and began to understand the values his father had instilled in him. "He was hard on us, and disciplined us, shaped us," Buckner said. "He taught us about respect, that it's not given, it's earned and that you have to treat everyone around you like you want to be treated."
- During his time at Oregon, Buckner used art as an outlet for his emotions outside of football, even earning the nickname "Dr. DeFo" from his art professor for his passion, focus and patience with his pieces. Buckner enrolled in a class called "Art of the Athlete," which provides engagement for student-athletes through the visual arts and has the student-athletes help in the Jordan Schnitzer Museum of Art workshops for children with disabilities. During the open exhibition at the end of the class, Buckner was awarded with the highest honor, the breakout artist award for his piece titled "King of Pop" showing himself in a Michael Jackson type pose that was spray painted on vinyl.

BUCKNER'S GOLDEN NUGGETS

- While Buckner was 13 years old, his father, George, was involved in a motorcycle accident that left him in a coma for six months. Buckner cites this life-changing event as the time he became a man and took more responsibility with his family.
- As a senior at Oregon, was named Pac-12 Defensive Player of the Year and earned the Morris Trophy award, a prestigious honor voted on by opposing Pac-12 offensive linemen.
- Was originally recruited to Oregon by, and played under, head coach Chip Kelly and defensive line coach Jerry Azzinaro in 2012. He reunites with fellow DL Arik Armstead (2012-14).

BUCKNER'S GAME-BY-GAME

| 2016 | | | | | | | | | | | | | | | | |
|---------------|--------|-----|-----|--------------|-----------------|-----------|-----------|------------|------------|----------|----------|----------|----------|----------|----------|--|
| Date | Opp | W/L | P/S | Tot | Sol | Ast | Sk | Yds | Int | Yds | PD | FF | FR | Yds | | |
| Sep 12 | LA | W | 1/1 | 4 | 2 | 2 | 0.0 | 0.0 | 0 | 0 | 0 | 0 | 0 | 0 | | |
| Sep 18 | at Car | L | 1/1 | 4 | 3 | 1 | 0.0 | 0.0 | 0 | 0 | 0 | 0 | 0 | 0 | | |
| Sep 25 | at Sea | L | 1/1 | 7 | 5 | 2 | 0.0 | 0.0 | 0 | 0 | 0 | 0 | 0 | 0 | | |
| Oct 2 | Dal | L | 1/1 | 6 | 5 | 1 | 0.0 | 0.0 | 0 | 0 | 0 | 0 | 0 | 0 | | |
| Oct 6 | Arz | L | - | - | INACTIVE (Foot) | | - | - | - | - | - | - | - | - | | |
| Oct 16 | at Buf | L | 1/1 | 9 | 5 | 4 | 2.0 | 0.0 | 0 | 0 | 0 | 0 | 1 | 0 | | |
| Oct 23 | TB | L | 1/1 | 9 | 6 | 3 | 0.0 | 0.0 | 0 | 0 | 0 | 0 | 0 | 0 | | |
| Nov 6 | NO | L | 1/1 | 6 | 4 | 2 | 0.0 | 0.0 | 0 | 0 | 0 | 0 | 0 | 0 | | |
| Nov 13 | at Arz | L | 1/1 | 8 | 6 | 2 | 1.0 | 9.0 | 0 | 0 | 0 | 0 | 1 | 0 | | |
| Nov 20 | NE | L | 1/1 | 7 | 3 | 4 | 0.0 | 0.0 | 0 | 0 | 0 | 0 | 0 | 0 | | |
| Nov 27 | at Mia | L | 1/1 | 3 | 2 | 1 | 0.0 | 0.0 | 0 | 0 | 0 | 0 | 0 | 0 | | |
| Dec 4 | at Chi | L | 1/1 | 7 | 5 | 2 | 0.0 | 0.0 | 0 | 0 | 0 | 0 | 0 | 0 | | |
| Dec 11 | NYJ | | | | | | | | | | | | | | | |
| Dec 18 | at Atl | | | | | | | | | | | | | | | |
| Dec 24 | at LA | | | | | | | | | | | | | | | |
| Jan 1 | Sea | | | | | | | | | | | | | | | |
| TOTALS | | | | 11/11 | 70 | 46 | 24 | 3.0 | 9.0 | 0 | 0 | 0 | 0 | 2 | 0 | |

BUCKNER'S CAREER STATISTICS

| YEAR | TEAM | GP | GS | TACKLES | | | | YDS | INT | YDS | INTERCEPTIONS | | | PD | FUMBLES | | |
|---------------|------|-----------|-----------|-----------|-----------|-----------|------------|------------|----------|----------|---------------|----------|----------|----------|----------|----------|--|
| | | | | TOT | SOL | AST | SACKS | | | | LG | TD | FF | | FR | YDS | |
| 2016 | SF | 11 | 11 | 70 | 46 | 24 | 3.0 | 9.0 | 0 | 0 | - | 0 | 0 | 0 | 2 | 0 | |
| TOTALS | | 11 | 11 | 70 | 46 | 24 | 3.0 | 9.0 | 0 | 0 | - | 0 | 0 | 0 | 2 | 0 | |

Milestones:

NFL Debut: vs. LA (9/12/16); **First Start:** vs. LA (9/12/16); **First FR:** at Buf. (10/16/16 – QB Tyrod Taylor); **First Sack:** at Buf. (10/16/16 – QB Tyrod Taylor); **First Multi-Sack Game:** at Buf. (10/16/16 – 2.0); **Multi-Sack Games:** 1, at Buf. (10/16/16 – 2.0; QB Tyrod Taylor)

BUCKNER'S CAREER HIGHS

Total Tackles: 9 (2 times) Last vs. TB (10/23/16)
Sacks: 2.0 at Buf. (10/16/16)
Solo: 6 (2 times) Last at Arz. (11/13/16)
Assists: 4 (2 times) Last vs. NE (11/20/16)
Fumble Recoveries: 1 (2 times) Last at Arz. (11/13/16)

BUCKNER'S TRANSACTIONS

Originally the first of two 1st-round (7th overall) draft choices by SF in 2016.



AARON BURBRIDGE

13

POSITION WR | HEIGHT 6-1 | WEIGHT 208 | COLLEGE MICHIGAN STATE

BORN 12.23.93 // FARMINGTON HILLS, MI // HARRISON HS, FARMINGTON HILLS, MI
ROOKIE // ACQUIRED D-6C IN '16

2016 HIGHLIGHTS

- Made the first start of his NFL career vs. Dal. (10/2), and recorded his first career recept., a 5-yd. pass from QB Blaine Gabbert.

GOLDMINE

- Growing up, basketball was Burbridge's sport of choice. "Growing up, I always played basketball. I only started playing football because I had no one to hang out with after school since all of my friends were playing football." Burbridge began focusing solely on football during his junior season in high school, when he started to receive letters from interested colleges.
- Burbridge's support system is rooted in his family, as he relies on his mother, Nora Florence, his aunt Geraldine and older siblings, Stefan and Carmen. Despite his late start in football, he has always received encouragement from his family. "They have always been there for me, and it's really meant a lot, especially during the tough times."
- Burbridge grew up with former Michigan and current Carolina Panthers WR Devin Funchess, who formed a friendship over competition in Farmington, MI. In middle school, the two participated in different track events but would sneak into the others just to compete against one another.

BURBRIDGE'S GOLDEN NUGGETS

- Burbridge's support system is rooted in his family, as he relies on his mother, Nora Florence, his aunt Geraldine and older siblings, Stefan and Carmen.
- Was named the Richter-Howard Big Ten Receiver of the Year in 2015 and finished his career at Michigan State with 165 recept., the second most in school history.

BURBRIDGE'S GAME-BY-GAME

2016

| Date | Opp | W/L | P/S | Rec | Yds | Avg | Lg | TD |
|---------------|--------|-----|-------------|----------|-----------|-------------|-----------|----------|
| Sep 12 | LA | W | 1/0 | 0 | 0 | — | — | 0 |
| Sep 18 | at Car | L | 1/0 | 0 | 0 | — | — | 0 |
| Sep 25 | at Sea | L | 1/0 | 0 | 0 | — | — | 0 |
| Oct 2 | Dal | L | 1/1 | 1 | 5 | 5.0 | 5 | 0 |
| Oct 6 | Arz | L | 1/0 | 0 | 0 | — | — | 0 |
| Oct 16 | at Buf | L | 1/0 | 0 | 0 | — | — | 0 |
| Oct 23 | TB | L | 1/0 | 1 | 15 | 15.0 | 15 | 0 |
| Nov 6 | NO | L | 1/0 | 0 | 0 | — | — | 0 |
| Nov 13 | at Arz | L | 1/0 | 0 | 0 | — | — | 0 |
| Nov 20 | NE | L | 1/1 | 0 | 0 | — | — | 0 |
| Nov 27 | at Mia | L | 1/0 | 0 | 0 | — | — | 0 |
| Dec 4 | at Chi | L | 1/0 | 0 | 0 | — | — | 0 |
| Dec 11 | NYJ | | | | | | | |
| Dec 18 | at Atl | | | | | | | |
| Dec 24 | at LA | | | | | | | |
| Jan 1 | Sea | | | | | | | |
| TOTALS | | | 12/2 | 2 | 20 | 10.0 | 15 | 0 |

Special Teams Tackles: 15

BURBRIDGE'S CAREER STATISTICS

| YEAR | TEAM | GP | GS | NO | RECEIVING | | | | ATT | RUSHING | | | |
|---------------|------|-----------|----------|----------|-----------|-------------|-----------|----------|----------|----------|----------|----------|----------|
| | | | | | YDS | AVG | LG | TD | | YDS | AVG | LG | TD |
| 2016 | SF | 12 | 2 | 2 | 20 | 10.0 | 15 | 0 | 0 | 0 | — | — | 0 |
| TOTALS | | 12 | 2 | 2 | 20 | 10.0 | 15 | 0 | 0 | 0 | — | — | 0 |

Additional Statistics:

Special Teams Tackles – 15: 2016 (15)

Fumbles–Lost – 1–1: 1–1 in 2016

Punt Returns – 1: 2016 (1)

Punt Return Yards – 0: 2016 (0)

Milestones:

NFL Debut: vs. LA (9/12/16); First Start: vs. Dal. (10/2/16); First Reception: vs. Dal. (10/2/16 – 5-yds. from QB Blaine Gabbert)

BURBRIDGE'S CAREER HIGHS

Receptions: 1 (2 times) Last vs. TB (10/23/16)

Long Reception: 15 vs. TB (10/23/16)

Receiving Yards: 15 vs. TB (10/23/16)

BURBRIDGE'S TRANSACTIONS

Originally the third of three 6th-round (213th overall) draft choices by SF in 2016.

GOLDMINE (CONTINUED)

- Along with 49ers TEs Vance McDonald and Garrett Celek, visited Haiti in conjunction with Convoy of Hope during the 2015 offseason, worked together to teach healthy eating habits and sustainable agriculture techniques to local families. The players also visited an orphanage and local schools to spend time with underprivileged youth. "Being able to be around the kids and see the excitement on their face. I see what kind of stuff they go through and I see how they live. I realize they can use a lot of help and I've been more than fortunate to be able to help them."



- Born Cornelius Carradine, he was given the nickname "Tank" by his mom. He always used to have a little toy army tank with him. "I could never go anywhere without that army tank," he said. "I just had to have it with me, and I used to always push people over, try to run over people." His mom still has that tank.
- Just prior to entering high school, Carradine, a Cincinnati native, frequented Bengals games every chance he could. "At the time, I was playing Pee-Wee football and I was also a big fan of Justin Smith. I remember many of the players, including Justin, came and painted our youth center, so I got a chance to meet him." Carradine continued, "He was my favorite player, first-round draft pick. It's crazy that I played with him. I always wanted to talk football with him and ask him questions, I'm always asked him about how to identify run or pass, tips that the offensive line give away, things like that."
- Carradine loves animals and once owned a large collection of exotic pets, including snakes, lizards, ferrets, a monkey, a bird, piranhas and a shark. "I could see myself doing animal research working in a zoo," he said.

CARRADINE'S CAREER STATISTICS

| YEAR | TEAM | GP | GS | TACKLES | | | | | INTERCEPTIONS | | | | | FUMBLES | | | |
|---------------|------|-----------|----------|-----------|-----------|------------------------|------------|-------------|---------------|----------|----------|----------|----------|----------|----------|----------|----------|
| | | | | TOT | SOL | AST | SACKS | YDS | INT | YDS | LG | TD | PD | FF | FR | YDS | |
| 2013 | SF | – | – | – | – | INJURED RESERVE (Knee) | | | – | – | – | – | – | – | – | – | – |
| 2014 | SF | 9 | 0 | 27 | 16 | 11 | 3.0 | 24.0 | 0 | 0 | – | 0 | 0 | 0 | 0 | 0 | 0 |
| 2015 | SF | 14 | 1 | 24 | 12 | 12 | 1.0 | 10.0 | 0 | 0 | – | 0 | 0 | 0 | 1 | 0 | 0 |
| 2016 | SF | 12 | 0 | 27 | 12 | 15 | 0.0 | 0.0 | 0 | 0 | – | 0 | 0 | 0 | 0 | 0 | 0 |
| TOTALS | | 35 | 1 | 78 | 40 | 38 | 4.0 | 34.0 | 0 | 0 | – | 0 | 0 | 0 | 1 | 0 | 0 |

PLAYOFFS

| YEAR | TEAM | GP | GS | TACKLES | | | | | INTERCEPTIONS | | | | | FUMBLES | | | |
|---------------|------|----------|----------|----------|----------|------------------------|----------|----------|---------------|----------|----------|----------|----------|----------|----------|----------|----------|
| | | | | TOT | SOL | AST | SACKS | YDS | INT | YDS | LG | TD | PD | FF | FR | YDS | |
| 2013 | SF | – | – | – | – | INJURED RESERVE (Knee) | | | – | – | – | – | – | – | – | – | – |
| TOTALS | | – | – | – | – | – | – | – | – | – | – | – | – | – | – | – | – |

Milestones:

NFL Debut: vs. Chi. (9/14/14); **First Start:** vs. Cin. (12/20/15); **First Sack:** at Sea. (12/14/14 – QB Russell Wilson); **First Multi-Sack Game:** at Sea. (12/14/14 – 2.0); **First FF:** at Arz. (9/27/15 – QB Carson Palmer)

CARRADINE'S CAREER HIGHS

Total Tackles: 7 vs. Sea. (11/27/14)

Solo: 4 vs. GB (10/4/15)

Assists: 4 vs. Sea. (11/27/14)

Sacks: 2.0 at Sea. (12/14/14)

Forced Fumbles: 1 at Arz. (9/27/15)

CARRADINE'S TRANSACTIONS

Originally the first of two 2nd-round (40th overall) draft choices by SF in 2013...Placed on the Reserve/Non-Football Injury List on 8/27/13...Activated from the Reserve/Non-Football Injury List on 10/29/13...Placed on Injured Reserve on 12/10/13...Signed a one-year contract extension through 2017 with SF on 9/6/16.



GARRETT CELEK

88

POSITION TE | HEIGHT 6-5 | WEIGHT 252 | COLLEGE MICHIGAN STATE

BORN 5.29.88 // CINCINNATI, OH // LA SALLE HS, CINCINNATI, OH
5TH YEAR // ACQUIRED FA IN '12

2016 HIGHLIGHTS

- This season, set career highs in recepts. (21) and rec. yds. (275).
- Recorded 5 recepts. for 79 yds. vs. Dal. (10/2), setting new career-highs in both categories.
- Registered 4 recepts. for 76 yds. vs. NO (11/6), and combined with WR Quinton Patton (106 yds.), TE Vance McDonald (84 yds.) and RB DuJuan Harris (83 yds.) to mark the first time in franchise history that the team had four players with 75 rec. yds.-or-more in a single game.
- Recorded 2 recepts. for 19 yds. and 1 TD at Mia. (11/27), hauling in 4-yd. TD pass from QB Colin Kaepernick.

GOLDMINE

- Celek has a strong passion for the packaging industry, which he majored in at Michigan State, and plans to go into the business in the future. The growing industry looks to cut shipping costs on products and is commonplace in the food and medical fields. "There's so many different areas you can get into, it's crazy. I enjoy the science behind it. It was a great major for me to choose and the possibilities are endless."
- Along with fellow 49ers TE Vance McDonald and DT Tank Caradine, visited Haiti in conjunction with Convoy of Hope during the 2015 offseason, working together to teach healthy eating habits and sustainable agriculture techniques to local families. "We've been to an orphanage, we've been to a farm, we've been to schools. It's a beautiful country and these are beautiful people. I'm glad I had this opportunity."
- Football runs in the bloodlines of the Celek family. Garrett's older brother, Brent, plays tight end for the Philadelphia Eagles. Growing up, the brothers were constantly involved in athletics. "My dad was always pushing us just to be into sports. As long as we were doing something and we were having fun with it, he was the happiest guy in the world," Garrett said. He didn't begin playing football until high school, but Brent's success became motivation for him. "He got a scholarship to Cincinnati my freshman year in high school," Garrett said. "Right then I had my goals set. I've got to do what my brother did. Honestly, I've been trying to follow in his footsteps and because of him I'm here today. I wouldn't be who I am without him."



CELEK'S GOLDEN NUGGETS

- Is the younger brother of Philadelphia Eagles TE Brent Celek.
- Visited Haiti in conjunction with Convoy of Hope in 2015, working together to teach healthy eating habits and sustainable agriculture techniques to local families.

CELEK'S GAME-BY-GAME

2016

| Date | Opp | W/L | P/S | Rec | Yds | Avg | Lg | TD |
|---------------|--------|-----|-------------|-----------|------------|-------------|-----------|----------|
| Sep 12 | LA | W | 1/0 | 1 | 15 | 15.0 | 15 | 0 |
| Sep 18 | at Car | L | 1/0 | 1 | 12 | 12.0 | 12 | 0 |
| Sep 25 | at Sea | L | 1/0 | 3 | 25 | 8.3 | 18 | 0 |
| Oct 2 | Dal | L | 1/0 | 5 | 79 | 15.8 | 29 | 0 |
| Oct 6 | Arz | L | 1/1 | 1 | 4 | 4.0 | 4 | 0 |
| Oct 16 | at Buf | L | 1/0 | 0 | 0 | - | - | 0 |
| Oct 23 | TB | L | 1/1 | 1 | 4 | 4.0 | 4 | 0 |
| Nov 6 | NO | L | 1/0 | 4 | 76 | 19.0 | 31 | 0 |
| Nov 13 | at Arz | L | 1/0 | 0 | 0 | - | - | 0 |
| Nov 20 | NE | L | 1/0 | 3 | 41 | 13.7 | 19 | 0 |
| Nov 27 | at Mia | L | 1/0 | 2 | 19 | 9.5 | 15 | 1 |
| Dec 4 | at Chi | L | 1/0 | 0 | 0 | - | - | 0 |
| Dec 11 | NYJ | | | | | | | |
| Dec 18 | at Atl | | | | | | | |
| Dec 24 | at LA | | | | | | | |
| Jan 1 | Sea | | | | | | | |
| TOTALS | | | 12/2 | 21 | 275 | 13.1 | 31 | 1 |

Special Teams Tackles: 1

GOLDMINE (CONTINUED)

- Along with some of his teammates, Celek headed to San Francisco in October of 2015 to kick off Fleet Week aboard the USS Somerset. During the afternoon on board, Celek participated in drills with the troops, took a tour of the ship, ate dinner with the crew and watched as some local Bay Area natives were sworn into the Navy. "It's just good to give back to some of these guys because they do so much for us," said Celek at the time. "We're all really appreciative of who they are and what they're about."



CELEK'S CAREER STATISTICS

| YEAR | TEAM | GP | GS | NO | RECEIVING | | | | ATT | RUSHING | | | |
|---------------|------|-----------|-----------|-----------|------------|-------------|-----------|----------|----------|----------|----------|----------|----------|
| | | | | | YDS | AVG | LG | TD | | YDS | AVG | LG | TD |
| 2012 | SF | 13 | 0 | 4 | 51 | 12.8 | 35 | 0 | 0 | 0 | – | – | 0 |
| 2013 | SF | 12 | 1 | 2 | 38 | 19.0 | 30 | 0 | 0 | 0 | – | – | 0 |
| 2014 | SF | 3 | 1 | 2 | 53 | 26.5 | 31 | 0 | 0 | 0 | – | – | 0 |
| 2015 | SF | 11 | 8 | 19 | 186 | 9.8 | 33 | 3 | 0 | 0 | – | – | 0 |
| 2016 | SF | 12 | 2 | 21 | 275 | 13.1 | 31 | 1 | 0 | 0 | – | – | 0 |
| TOTALS | | 51 | 13 | 48 | 603 | 12.6 | 35 | 4 | 0 | 0 | – | – | 0 |

PLAYOFFS

| YEAR | TEAM | GP | GS | NO | RECEIVING | | | | ATT | RUSHING | | | |
|---------------|------|----------|----------|----------|-----------|------------|----------|----------|----------|----------|----------|----------|----------|
| | | | | | YDS | AVG | LG | TD | | YDS | AVG | LG | TD |
| 2012 | SF | 3 | 0 | 0 | 0 | – | – | 0 | 0 | 0 | – | – | 0 |
| 2013 | SF | 3 | 0 | 1 | 6 | 6.0 | 6 | 0 | 0 | 0 | – | – | 0 |
| TOTALS | | 6 | 0 | 1 | 6 | 6.0 | 6 | 0 | 0 | 0 | – | – | 0 |

Additional Statistics:

Special Teams Tackles – 1: 2016 (1)

Fumbles – Lost – 3–1: 1–0 in 2013; 2–1 in 2016

Own Fumble Recoveries – 1: 1 in 2015

Milestones:

NFL Debut: at NYJ (9/30/12); **First Start:** at Sea. (9/15/13); **First Reception:** vs. Buf. (10/7/12 – 4–yd. pass from QB Alex Smith); **First TD Reception:** at NYG (10/11/15 – 5–yd. pass from QB Colin Kaepernick); **First Multi–TD Game:** vs. Atl. (11/8/15 – 2 TDs)

CELEK'S CAREER HIGHS

Receptions: 5 vs Dal. (10/2/16); Postseason – 1 at GB (1/5/14)

Receiving Yards: 79 vs Dal. (10/2/16); Postseason – 6 at GB (1/5/14)

Long Reception: 35 at Sea. (12/23/12); Postseason – 6 at GB (1/5/14)

TD Receptions: 2 vs. Atl. (11/8/15)

CELEK'S TRANSACTIONS

Originally signed as an undrafted free agent by SF on 5/4/12...Placed on the Reserve/Physically Unable To Perform List on 8/25/14...Activated from the Reserve/Physically Unable To Perform List on 11/27/14...Placed on the Injured Reserve List on 12/17/14...Re–signed with SF on a one–year contract on 3/12/15...Placed on the Injured Reserve List on 12/8/15...Signed a four–year contract extension through 2019 on 2/23/16.



MARCUS CROMARTIE

20

POSITION **CB** | HEIGHT **6-0** | WEIGHT **195** | COLLEGE **WISCONSIN**

BORN **12.3.90** // MANSFIELD, TX // **TIMBERVIEW HS, MANSFIELD, TX**
3RD YEAR // **ACQUIRED FA IN '14**

GOLDMINE

- Marcus Cromartie has many family ties to the NFL. He is cousins with Dominique Rodgers-Cromartie, a cornerback for the New York Giants, and Antonio Cromartie, a cornerback for the Indianapolis Colts. He is also cousins with Da'Mon Cromartie-Smith and Terrelle Smith, who formerly played in the NFL.
- Was living in New Orleans when Hurricane Katrina hit in 2005. Cromartie and his father had to evacuate north to Memphis, TN, where a normal five-hour drive took 13 hours. "The hardest thing about what I went through, I just lost so many friends."

CROMARTIE'S GOLDEN NUGGETS

- Is cousins with New York Giants CB Dominique Rodgers-Cromartie and Indianapolis Colts CB Antonio Cromartie.
- Was born on a military base in Yuma, AZ, where his dad was a 20-year Marine, and his mom spent 20 years with the Navy.

CROMARTIE'S GAME-BY-GAME

2016

| Date | Opp | W/L | P/S | Tot | Sol | Ast | Sk | Yds | Int | Yds | PD | FF | FR | Yds |
|---------------|--------|-----|------------|----------|----------|----------|------------|------------|----------|----------|----------|----------|----------|----------|
| Sep 12 | LA | W | 1/0 | 0 | 0 | 0 | 0.0 | 0.0 | 0 | 0 | 0 | 0 | 0 | 0 |
| Sep 18 | at Car | L | - | - | - | - | INACTIVE | | - | - | - | - | - | - |
| Sep 25 | at Sea | L | - | - | - | - | INACTIVE | | - | - | - | - | - | - |
| Oct 2 | Dal | L | 1/0 | 0 | 0 | 0 | 0.0 | 0.0 | 0 | 0 | 0 | 0 | 0 | 0 |
| Oct 6 | Arz | L | 1/0 | 0 | 0 | 0 | 0.0 | 0.0 | 0 | 0 | 0 | 0 | 0 | 0 |
| Oct 16 | at Buf | L | 1/0 | 0 | 0 | 0 | 0.0 | 0.0 | 0 | 0 | 0 | 0 | 0 | 0 |
| Oct 23 | TB | L | - | - | - | - | INACTIVE | | - | - | - | - | - | - |
| Nov 6 | NO | L | 1/0 | 0 | 0 | 0 | 0.0 | 0.0 | 0 | 0 | 0 | 0 | 0 | 0 |
| Nov 13 | at Arz | L | 1/0 | 0 | 0 | 0 | 0.0 | 0.0 | 0 | 0 | 0 | 0 | 0 | 0 |
| Nov 20 | NE | L | 1/0 | 0 | 0 | 0 | 0.0 | 0.0 | 0 | 0 | 0 | 0 | 0 | 0 |
| Nov 27 | at Mia | L | - | - | - | - | INACTIVE | | - | - | - | - | - | - |
| Dec 4 | at Chi | L | - | - | - | - | INACTIVE | | - | - | - | - | - | - |
| Dec 11 | NYJ | | | | | | | | | | | | | |
| Dec 18 | at Atl | | | | | | | | | | | | | |
| Dec 24 | at LA | | | | | | | | | | | | | |
| Jan 1 | Sea | | | | | | | | | | | | | |
| TOTALS | | | 7/0 | 0 | 0 | 0 | 0.0 | 0.0 | 0 | 0 | 0 | 0 | 0 | 0 |

Special Teams Tackles: 4

CROMARTIE'S CAREER STATISTICS

| YEAR | TEAM | GP | GS | TACKLES | | | SACKS | YDS | INT | YDS | INTERCEPTIONS | | | FUMBLES | | |
|---------------|------|-----------|----------|-----------|-----------|----------|------------|------------|----------|----------|---------------|----------|----------|----------|----------|----------|
| | | | | TOT | SOL | AST | | | | | LG | TD | PD | FF | FR | YDS |
| 2013 | SD | 0 | 0 | 0 | 0 | 0 | 0.0 | 0.0 | 0 | 0 | – | 0 | 0 | 0 | 0 | 0 |
| 2014 | SF | 3 | 0 | 4 | 4 | 0 | 0.0 | 0.0 | 0 | 0 | – | 0 | 1 | 0 | 0 | 0 |
| 2015 | SF | 8 | 1 | 10 | 9 | 1 | 0.0 | 0.0 | 0 | 0 | – | 0 | 2 | 0 | 0 | 0 |
| 2016 | SF | 7 | 0 | 0 | 0 | 0 | 0.0 | 0.0 | 0 | 0 | – | 0 | 0 | 0 | 0 | 0 |
| TOTALS | | 18 | 1 | 14 | 13 | 1 | 0.0 | 0.0 | 0 | 0 | 0 | 0 | 3 | 0 | 0 | 0 |

Additional Statistics:

Special Teams Tackles – 5: 2015 (1); 2016 (4)

Special Teams Own Fumble Recoveries – 1: 1 in 2016

Milestones:

NFL Debut: at Sea. (12/14/14); **First Start:** vs. Atl. (11/8/15)

CROMARTIE'S CAREER HIGHS

Total Tackles: 7 vs. Atl. (11/8/15)

Assists: 1 vs. Atl. (11/8/15)

Solo: 6 vs. Atl. (11/8/15)

Passes Defensed: 1 (3 times) Last vs. StL (1/3/16)

CROMARTIE'S TRANSACTIONS

Originally signed as an undrafted free agent by SD on 4/27/13...Waived by SD on 8/31/13...Signed to SD practice squad on 9/1/13...Promoted to SD active roster on 12/17/13...Placed on the Injured Reserve List on 8/26/14...Waived by SD from the Injured Reserve List on 9/23/14...Signed to Cle. practice squad on 10/29/14...Released by Cle. on 10/30/14...Signed to SF practice squad on 11/18/14...Promoted to SF active roster on 12/13/14...Released by SF on 9/5/15...Signed to SF practice squad on 9/6/15...Promoted to SF active roster on 11/7/15.



CHRIS DAVIS

43

POSITION **CB** | HEIGHT **5-10** | WEIGHT **201** | COLLEGE **AUBURN**

BORN **11.4.90** // BIRMINGHAM, AL // WOODLAWN HS, BIRMINGHAM, AL
3RD YEAR // ACQUIRED FA IN '15

2016 HIGHLIGHTS

- Combined with DL Ronald Blair to take down QB Dak Prescott vs. Dal. (10/2), marking the first sack of his NFL career.

GOLDMINE

- With one second remaining in the 2013 Iron Bowl between Auburn and Alabama, Davis returned a missed FG 100-yds. for a game-winning TD, propelling No. 5 Auburn to victory over No. 1 Alabama. Besides being broadcast to a nationwide audience on CBS, replays of the return against the Crimson Tide have been watched more than five million times on YouTube and earned Davis the 2014 ESPY Award for the year's best play. "That one play kind of changed my life. They said I'll always be remembered in Auburn. I think that's an honor."



DAVIS' GOLDEN NUGGETS

- Returned a missed FG 100-yds. in the 2013 Iron Bowl to help Auburn defeat No. 1 ranked Alabama.
- Lost his father at the age of two and was raised by his mother, aunt and grandmother.
- Signed to the SF practice squad on 11/3/15 and promoted to the active roster on 11/7/15.

DAVIS' GAME-BY-GAME

2016

| Date | Opp | W/L | P/S | Tot | Sol | Ast | Sk | Yds | Int | Yds | PD | FF | FR | Yds |
|--|--------|-----|-----|------------|----------|----------|----------|------------|----------------------|----------|----------|----------|----------|----------|
| Sep 12 | LA | W | — | — | — | — | — | — | INACTIVE (Hamstring) | | | | | |
| Sep 18 | at Car | L | 1/0 | 1 | 0 | 1 | 0.0 | 0.0 | 0 | 0 | 0 | 0 | 0 | 0 |
| Sep 25 | at Sea | L | 1/0 | 0 | 0 | 0 | 0.0 | 0.0 | 0 | 0 | 0 | 0 | 0 | 0 |
| Oct 2 | Dal | L | 1/0 | 1 | 0 | 1 | 0.5 | 1.5 | 0 | 0 | 0 | 0 | 0 | 0 |
| Oct 6 | Arz | L | 1/0 | 0 | 0 | 0 | 0.0 | 0.0 | 0 | 0 | 0 | 0 | 0 | 0 |
| PLACED ON INJURED RESERVE (Knee) ON 10/10 | | | | | | | | | | | | | | |
| TOTALS | | | | 4/0 | 2 | 0 | 2 | 0.5 | 1.5 | 0 | 0 | 0 | 0 | 0 |

DAVIS' CAREER STATISTICS

| YEAR | TEAM | GP | GS | TACKLES | | | | YDS | INT | INTERCEPTIONS | | | | FUMBLES | | |
|---------------|------|-----------|----------|-----------|-----------|----------|------------|------------|----------|---------------|----------|----------|----------|----------|----------|----------|
| | | | | TOT | SOL | AST | SACKS | | | YDS | LG | TD | PD | FF | FR | YDS |
| 2014 | SD | 12 | 1 | 12 | 10 | 2 | 0.0 | 0.0 | 0 | 0 | — | 0 | 1 | 1 | 0 | 0 |
| 2015 | SF | 3 | 0 | 0 | 0 | 0 | 0.0 | 0.0 | 0 | 0 | — | 0 | 0 | 0 | 0 | 0 |
| 2016 | SF | 4 | 0 | 2 | 0 | 2 | 0.5 | 1.5 | 0 | 0 | — | 0 | 0 | 0 | 0 | 0 |
| TOTALS | | 19 | 1 | 14 | 10 | 4 | 0.5 | 1.5 | 0 | 0 | — | 0 | 1 | 1 | 0 | 0 |

Additional Statistics:

Special Teams Tackles – 2: 2014 (2)

Kick Returns – 25: 2014 (19); 2016 (6)

Kick Return Yards – 605: 2014 (476); 2016 (129)

Punt Returns – 1: 2014 (1)

Punt Return Yards – 4: 2014 (4)

Milestones:

NFL Debut: vs. NYJ (10/5/14); **First Start:** at Mia. (11/2/14); **First FF:** at Mia. (11/2/14 – QB Ryan Tannehill); **First Sack:** vs. Dal. (10/2/16 – QB Dak Prescott)

DAVIS' CAREER HIGHS

Tackles: 7 at Mia. (11/2/14)

Solo: 6 at Mia. (11/2/14)

Assists: 1 (3 times) Last at Car. (9/18/16)

Passes Defensed: 1 vs. KC (10/19/14)

Forced Fumbles: 1 at Mia. (11/2/14)

Sacks: 0.5 vs. Dal. (10/2/16)

DAVIS' TRANSACTIONS

Originally signed with SD as an undrafted free agent on 5/13/14...Waived/Injured by SD on 9/1/15...Placed on the Injured Reserve List on 9/2/15...Waived/Injured by SD on 10/26/15...Signed to SF practice squad on 11/3/15...Promoted to SF active roster on 11/7/15...Placed on the Injured Reserve List on 10/10/16.



MIKE DAVIS

22

POSITION RB | HEIGHT 5-9 | WEIGHT 217 | COLLEGE SOUTH CAROLINA

BORN 2.19.93 // ATLANTA, GA // STEPHENSON HS, STONE MOUNTAIN, GA
2ND YEAR // ACQUIRED D-4B IN '15

2016 HIGHLIGHTS

- Made the first start of his NFL career vs. TB (10/23), registering 7 carries for 21 yds. and his first career NFL TD.

GOLDMINE

- Davis entered the draft early in order to help his family. Early in the draft process, Davis' mother received an eviction notice on her door. "I always wanted to help my mom out. I knew with no one else being able to help her I had to step up," said Davis after being drafted.

DAVIS' GOLDEN NUGGETS

- Finished his college career ranked in the top 10 in South Carolina history in rushing yards (2,440), rushing touchdowns (22), yards per carry (5.4) and total touchdowns (24).
- Reunites with college roommate WR Bruce Ellington on the 49ers.
- His brother, James, played RB at Clemson and was drafted by the Cleveland Browns in the sixth round (195th overall) of the 2009 NFL Draft.

DAVIS' GAME-BY-GAME

2016

| Date | Opp | W/L | P/S | Rsh | Yds | Avg | Lg | TD | Rec | Yds | TD |
|---------------|--------|-----|------------|-----------|-----------|------------|----------|----------|----------|-----------|----------|
| Sep 12 | LA | W | 1/0 | 3 | 1 | 0.3 | 2 | 0 | 0 | 0 | 0 |
| Sep 18 | at Car | L | 1/0 | 0 | 0 | - | - | 0 | 1 | 10 | 0 |
| Sep 25 | at Sea | L | 1/0 | 0 | 0 | - | - | 0 | 0 | 0 | 0 |
| Oct 2 | Dal | L | 1/0 | 0 | 0 | - | - | 0 | 0 | 0 | 0 |
| Oct 6 | Arz | L | 1/0 | 2 | 4 | 2.0 | 2 | 0 | 0 | 0 | 0 |
| Oct 16 | at Buf | L | 1/0 | 5 | 13 | 2.6 | 7 | 0 | 1 | 6 | 0 |
| Oct 23 | TB | L | 1/1 | 7 | 21 | 3.0 | 8 | 1 | 0 | 0 | 0 |
| Nov 6 | NO | L | 1/0 | 2 | 11 | 5.5 | 7 | 0 | 1 | 9 | 0 |
| Nov 13 | at Arz | L | - | - | - | INACTIVE | - | - | - | - | - |
| Nov 20 | NE | L | - | - | - | INACTIVE | - | - | - | - | - |
| Nov 27 | at Mia | L | - | - | - | INACTIVE | - | - | - | - | - |
| Dec 4 | at Chi | | | | | | | | | | |
| Dec 11 | NYJ | | | | | | | | | | |
| Dec 18 | at Atl | | | | | | | | | | |
| Dec 24 | at LA | | | | | | | | | | |
| Jan 1 | Sea | | | | | | | | | | |
| TOTALS | | | 8/1 | 19 | 50 | 2.6 | 8 | 1 | 3 | 25 | 0 |

DAVIS' CAREER STATISTICS

| YEAR | TEAM | GP | GS | ATT | RUSHING | | | | NO | RECEIVING | | | |
|---------------|------|-----------|----------|-----------|------------|------------|-----------|----------|-----------|-----------|------------|-----------|----------|
| | | | | | YDS | AVG | LG | TD | | YDS | AVG | LG | TD |
| 2015 | SF | 6 | 0 | 35 | 58 | 1.7 | 13 | 0 | 7 | 38 | 5.4 | 11 | 0 |
| 2016 | SF | 8 | 1 | 19 | 50 | 2.6 | 8 | 1 | 3 | 25 | 8.3 | 10 | 0 |
| TOTALS | | 14 | 1 | 54 | 108 | 2.0 | 13 | 1 | 10 | 63 | 6.3 | 11 | 0 |

Additional Statistics:

Fumbles–Lost – 1–1: 1–1 in 2016

Kick Returns – 2: 2016 (2)

Kick Return Yards – 18: 2016 (18)

Milestones:

NFL Debut: at Pit. (9/20/15); **First Start:** vs. TB (10/23/16); **First Reception:** at Pit. (9/20/15 – 1–yd. pass from QB Colin Kaepernick); **First Rushing TD:** vs. TB (10/23/16)

DAVIS' CAREER HIGHS

Rushes: 10 (2 times) Last vs. StL (1/3/16)

Rushing Yards: 34 vs. StL (1/3/16)

Rushing TDs: 1 vs. TB (10/23/16)

Longest Rush: 13 vs. StL (1/3/16)

Receptions: 2 (3 times) Last vs. StL (1/3/16)

Receiving Yards: 15 vs. StL (1/3/16)

Long Reception: 11 at StL (11/1/15)

DAVIS' TRANSACTIONS

Originally the second of three 4th–round (126th overall) draft choices by SF in 2015...Placed on the Injured Reserve/Designated for Return List on 11/7/15... Activated from the Injured Reserve/Designated for Return List on 1/2/16.



PHIL DAWSON

4

POSITION **K** | HEIGHT **5-11** | WEIGHT **200** | COLLEGE **TEXAS**

BORN **1.23.75** // DALLAS, TX // LAKE HIGHLANDS HS, DALLAS, TX
18TH YEAR // ACQUIRED FA IN '13

AWARDS & HONORS

- 2001:** AFC Special Teams Player of the Week (Week 3)
- 2005:** AFC Special Teams Player of the Week (Week 15)
- 2012:** AFC Pro Bowl
- 2013:** NFC Special Teams Player of the Week (Week 14)
- 2014:** NFC Special Teams Player of the Week (Week 5)
- 2015:** Bill Walsh Award



2016 HIGHLIGHTS

- Converted 3 of 3 FGs [49, 48, 46] and 2 of 2 PAT for a total of 11 points vs. NO (11/6), marking the first time he hit three FGs of 45 yds.-or-longer in the same game since 9/27/12 at Bal. [3 for 3 (51, 50, 52)].
- Connected on 2 of 2 FGs [49, 53] and 2 of 2 PAT for a total of 8 points at Arz. (11/13), moving him past RB Roger Craig (396 pts.) for 10th all-time on the franchise's all-time scoring list. His 53-yd. FG extended his franchise record to 14 made FGs of 50-or-more yds.
- With a 33-yd. FG in the 1st Qtr. vs. NE (11/20), became the 10th kicker in NFL history to record 400-or-more made FGs in his career. With 5 total points on the day (1 for 1 FG, 2 of 2 PAT), he became the 10th player in franchise history to score 400-or-more points and the 3rd-fastest kicker in franchise history to reach 400 total points scored.

QUICKEST TO 400 POINTS, 49ERS KICKERS

| | Player | Games |
|----|--------------------|-----------|
| 1. | Mike Cofer | 54 |
| 2. | Bruce Gossett | 55 |
| 3. | Phil Dawson | 58 |
| 4. | Joe Nedney | 63 |
| 5. | Ray Wersching | 75 |

GOLDMINE

- During the 2008 and 2011 seasons, Dawson teamed up with the Adoption Network to invite families who have recently adopted children to each Browns home game so they can form new memories as a family. "The reason behind all this is my wife was adopted so we have a pretty special place in our hearts for families trying to adopt," Dawson said.
- Was active in the Cleveland community and founded the "Dawson's 4 Adoption" season ticket program which provided tickets, apparel and food for the Adoption Network Cleveland organization.
- Dawson's two main hobbies now are actually his first two part-time jobs growing up. His first official job in middle school was driving the tractor that picks up the golf balls at the driving range. "For every tray of balls I would bring in and pour in the washer, I'd get \$3," said Dawson. "The busier the driving range, the more money I made." His other job was mowing lawns. He and a friend would mow about 30 lawns every week during the summers. "I love golf and I love yard work," he said.

DAWSON'S GOLDEN NUGGETS

- Named the 49ers Bill Walsh Award winner for the 2015 season. The award, which is voted on by coaches, is given to the 49ers team MVP, honoring his outstanding individual performance.
- Has the highest all-time FG percentage among kickers with 400-or-more FG made in NFL history (84.8%).
- In 2013, set the 49ers franchise record with 27 consecutive FG made and in 2015, recorded the 2nd-longest streak with 19 consecutive FGs made.
- Was part of an infamous field goal attempt against the Baltimore Ravens in 2012 that eventually led to a rule dubbed the "Phil Dawson Rule." Dawson kicked a 51-yard field goal on the final play of regulation that bounced off the left upright and caromed off the rear "gooseneck" attachment behind the crossbar. The attempt was originally ruled no good, but the officials reversed the call following a discussion even though the play was not technically reviewable. The next year, a rule change was made to allow certain field goals to be reviewed by instant replay.
- His wife, Shannon, is a professional singer, who performed as a backup singer for Wayne Newton in Las Vegas. She released her country/contemporary Christian mix album titled Redemption on September 11, 2013.

DAWSON'S GAME-BY-GAME

| 2016 | Date | Opp | W/L | Pts | XP-XPA | FG-FGA | Kick-By-Kick |
|---------------|--------|-----|-----------|--------------|--------------|-----------------|--------------|
| Sep 12 | LA | W | 4 | 4-4 | 0-0 | | |
| Sep 18 | at Car | L | 9 | 3-3 | 2-2 | 29, 39 | |
| Sep 25 | at Sea | L | 4 | 1-1 | 1-2 | 22, 53N | |
| Oct 2 | Dal | L | 5 | 2-2 | 1-1 | 36 | |
| Oct 6 | Arz | L | 3 | 3-3 | 0-0 | | |
| Oct 16 | at Buf | L | 10 | 1-1 | 3-3 | 33, 48, 47 | |
| Oct 23 | TB | L | 5 | 2-2 | 1-1 | 28 | |
| Nov 6 | NO | L | 11 | 2-2 | 3-3 | 49, 48, 46 | |
| Nov 13 | at Arz | L | 8 | 2-2 | 2-2 | 49, 53 | |
| Nov 20 | NE | L | 5 | 2-2 | 1-1 | 33 | |
| Nov 27 | at Mia | L | 6 | 3-3 | 1-1 | 36 | |
| Dec 4 | at Chi | L | 6 | 0-0 | 2-2 | 31, 28 | |
| Dec 11 | NYJ | | | | | | |
| Dec 18 | at Atl | | | | | | |
| Dec 24 | at LA | | | | | | |
| Jan 1 | Sea | | | | | | |
| TOTALS | | | 76 | 25-25 | 17-18 | Long: 53 | |

CAREER HIGHLIGHTS

- Is one of 16 players in NFL history to surpass 1,600 points scored (1,687) and currently ranks 10th all-time in total FGs made.

| MOST CAREER POINTS IN NFL HISTORY | | MOST FGs MADE IN NFL HISTORY | |
|-----------------------------------|--------------|------------------------------|------------|
| Player | Pts. | Player | FGs |
| 13. Nick Lowery | 1,711 | 8. John Kasay | 461 |
| 14. Jan Stenerud | 1,699 | 9. Sebastian Janikowski | 408 |
| 15t. Phil Dawson | 1,687 | 10. Phil Dawson | 403 |
| Ryan Longwell | 1,687 | 11. David Akers | 386 |
| 17. Eddie Murray | 1,594 | 12. Nick Lowery | 383 |

- Dawson's FG percentage of 84.8% ranks first in NFL history among kickers with 400-or-more FGs made.
- Ranks first in 49ers franchise history with 14, 50-plus yd. field goals.

| MOST 50-PLUS YD. FGs MADE IN 49ERS HISTORY | | |
|--|------------------------------|-----------|
| | Player | FGs |
| 1. | Phil Dawson (2013-16) | 14 |
| 2. | Joe Nedney (2005-10) | 10 |
| 3. | David Akers (2011-12) | 9 |

- Dawson's total of 38 FGs from 50-or-more yds. ranks tied for 6th in NFL history, while his percentage from the 50-plus yd. range of 70.4% (38 of 54) ranks 7th.
- Finished the 2013 regular season with the 2nd most made FGs (32) and pts. scored (140) in 49ers franchise history.

- Ranks as the Browns franchise leader in FG percentage with a mark of 84% (305-363).
- Is 1st on the Browns all-time made FGs list with 305 kicks made.
- Ranks 2nd in Browns franchise history with 1,265 career points (Lou Groza - 1,349).
- Holds the Browns franchise single-season record with 30 FGs made in 2008.
- Is the only player in Browns franchise history to account for six 100-point seasons.
- In 2008, he became the first player in Browns franchise history to convert a 50+ yd. FG in three consecutive games.
- Set the 49ers franchise record with 27 consecutive made FGs in 2013 (10/6/13 - 12/29/13), passing K Joe Nedney's previous mark of 18 in a row (11/26/06 - 9/30/07).
- In 2004, he established a Browns franchise record with 27 consecutive FGs made [vs. SD (10/19/03) - vs. NYJ (11/21/04)], only to one-up his own record in 2012 with 29 consecutive FGs made [vs. Bal. (12/4/11) - at Oak. (12/2/12)].
- According to the Elias Sports Bureau, Dawson, who also holds the Cleveland Browns franchise record for most consecutive made FGs (27), joined K Olindo Mare (Mia. and Sea.) and Neil Rackers (Arz. and Hou.) as the only kickers who currently hold the record for most consecutive made FGs for two different franchises.

MOST CONSECUTIVE FGs MADE IN 49ERS HISTORY

| | Player | FGs |
|-----|--------------------|-----------|
| 1. | Phil Dawson | 27 |
| 2. | Phil Dawson | 19 |
| 3. | Joe Nedney | 18 |
| 4. | Mike Cofer | 17 |
| 5t. | Wade Richey | 16 |
| | Gary Anderson | 16 |

DAWSON'S CAREER STATISTICS

| YEAR | TEAM | G | XP | XPA | PCT | FG | FGA | PCT | BLK | LG | PTS |
|---------------|------|------------|------------|------------|-------------|------------|------------|-------------|----------|-----------|--------------|
| 1999 | CLE | 15 | 23 | 24 | 95.8 | 8 | 12 | 66.7 | 0 | 49 | 47 |
| 2000 | CLE | 16 | 17 | 17 | 100.0 | 14 | 17 | 82.4 | 0 | 45 | 59 |
| 2001 | CLE | 16 | 29 | 30 | 96.7 | 22 | 25 | 88.0 | 0 | 48 | 95 |
| 2002 | CLE | 16 | 34 | 35 | 97.1 | 22 | 28 | 78.6 | 1 | 52 | 100 |
| 2003 | CLE | 13 | 20 | 21 | 95.2 | 18 | 21 | 85.7 | 0 | 52 | 74 |
| 2004 | CLE | 16 | 28 | 28 | 100.0 | 24 | 29 | 82.8 | 0 | 50 | 100 |
| 2005 | CLE | 16 | 19 | 21 | 90.5 | 27 | 29 | 93.1 | 0 | 44 | 100 |
| 2006 | CLE | 16 | 25 | 25 | 100.0 | 21 | 29 | 72.4 | 0 | 51 | 88 |
| 2007 | CLE | 16 | 42 | 43 | 97.7 | 26 | 30 | 86.7 | 1 | 51 | 120 |
| 2008 | CLE | 16 | 18 | 18 | 100.0 | 30 | 36 | 83.3 | 0 | 56 | 108 |
| 2009 | CLE | 11 | 18 | 19 | 94.7 | 17 | 19 | 89.5 | 0 | 49 | 69 |
| 2010 | CLE | 16 | 28 | 28 | 100.0 | 23 | 28 | 82.1 | 0 | 48 | 97 |
| 2011 | CLE | 16 | 20 | 20 | 100.0 | 24 | 29 | 82.8 | 2 | 54 | 92 |
| 2012 | CLE | 16 | 29 | 29 | 100.0 | 29 | 31 | 93.5 | 1 | 53 | 116 |
| 2013 | SF | 16 | 44 | 44 | 100.0 | 32 | 36 | 88.9 | 0 | 56 | 140 |
| 2014 | SF | 16 | 33 | 33 | 100.0 | 25 | 31 | 80.6 | 1 | 55 | 108 |
| 2015 | SF | 16 | 20 | 21 | 95.2 | 24 | 27 | 88.9 | 2 | 54 | 92 |
| 2016 | SF | 11 | 25 | 25 | 100.0 | 15 | 16 | 93.3 | 0 | 53 | 70 |
| TOTALS | | 274 | 472 | 481 | 98.1 | 401 | 473 | 84.8 | 8 | 56 | 1,675 |

PLAYOFFS

| YEAR | TEAM | G | XP | XPA | PCT | FG | FGA | PCT | BLK | LG | PTS |
|---------------|------|----------|----------|----------|--------------|----------|----------|--------------|----------|-----------|-----------|
| 2002 | CLE | 1 | 3 | 3 | 100.0 | 2 | 2 | 100.0 | 0 | 31 | 9 |
| 2013 | SF | 3 | 6 | 6 | 100.0 | 7 | 7 | 100.0 | 0 | 49 | 27 |
| TOTALS | | 4 | 9 | 9 | 100.0 | 9 | 9 | 100.0 | 0 | 49 | 36 |

Additional Statistics:

Punting – 9–257: 2002 (2–36 yds.; 18.0 avg.; 18.0 net avg.); 2003 (1–29 yds.; 29.0 avg.; 29.0 net avg.); 2005 (2–53 yds.; 26.5 avg.; 26.5 net avg.); 2006 (2–58 yds.; 29.0 avg.; 19.0 net avg.); 2008 (1–33 yds.; 33.0 avg.; 33.0 net avg.); 2015 (1–48 yds.; 48.0 avg.; 47.0 net avg.)

Passing – 1–1–10–0–0 TDs: 2009 (1–1–10–0–0 TDs)

Rushing – 2–18–1 TD: 1999 (1–4–1 TD); 2003 (1–14)

Special Teams Tackles – 1: 2014 (1)

Milestones:

NFL Debut: at Ten. (9/19/99); **First FG:** at Ten. (9/19/99); **100th FG Made:** at Bal. (11/7/04); **200th FG Made:** at Buf. (11/17/08); **300th FG Made:** at Oak. (12/2/12); **400th FG Made:** vs. NE (11/20/16); **First PAT:** at Bal. (9/26/99); **100th PAT Made:** at Bal. (12/22/02); **200th PAT Made:** vs. Cin. (9/16/07); **300th PAT Made:** at Cin. (12/19/10); **400th PAT Made:** vs. Chi. (9/14/14); **500th Career Point:** vs. Chi. (10/9/05); **1,000th Career Point:** at NO (10/24/10); **100–Point Seasons:** 9, Last in 2014 (108); **Highest Single–Game Points Total:** 19 at SD (11/5/06)

DAWSON'S CAREER FIELD GOAL STATISTICS

| YEAR | TEAM | 1-19 | PCT | 20-29 | PCT | 30-39 | PCT | 40-49 | PCT | 50+ | PCT | TOT |
|---------------|------|--------------|--------------|----------------|-------------|----------------|-------------|---------------|-------------|--------------|-------------|----------------|
| 1999 | CLE | 0/0 | - | 2/2 | 100.0 | 3/5 | 60.0 | 3/5 | 60.0 | 0/0 | - | 8/12 |
| 2000 | CLE | 3/3 | 100.0 | 4/4 | 100.0 | 5/5 | 100.0 | 2/5 | 40.0 | 0/0 | - | 14/17 |
| 2001 | CLE | 0/0 | - | 10/10 | 100.0 | 8/9 | 88.9 | 4/6 | 66.7 | 0/0 | - | 22/25 |
| 2002 | CLE | 0/0 | - | 9/10 | 90.0 | 6/8 | 75.0 | 5/7 | 71.4 | 2/3 | 66.7 | 22/28 |
| 2003 | CLE | 2/2 | 100.0 | 7/7 | 100.0 | 4/5 | 80.0 | 3/5 | 60.0 | 2/2 | 100.0 | 18/21 |
| 2004 | CLE | 0/0 | - | 11/11 | 100.0 | 6/8 | 75.0 | 6/9 | 66.7 | 1/1 | 100.0 | 24/29 |
| 2005 | CLE | 2/2 | 100.0 | 11/11 | 100.0 | 9/11 | 81.8 | 5/5 | 100.0 | 0/0 | - | 27/29 |
| 2006 | CLE | 0/0 | - | 5/6 | 83.3 | 9/10 | 90.0 | 6/12 | 50.0 | 1/1 | 100.0 | 21/29 |
| 2007 | CLE | 2/2 | 100.0 | 9/10 | 90.0 | 7/8 | 87.5 | 7/8 | 87.5 | 1/2 | 50.0 | 26/30 |
| 2008 | CLE | 0/0 | - | 10/10 | 100.0 | 12/14 | 85.7 | 5/6 | 83.3 | 3/6 | 50.0 | 30/36 |
| 2009 | CLE | 0/0 | - | 7/7 | 100.0 | 5/5 | 100.0 | 5/6 | 83.3 | 0/1 | 0.0 | 17/19 |
| 2010 | CLE | 3/3 | 100.0 | 7/7 | 100.0 | 10/10 | 100.0 | 3/5 | 60.0 | 0/3 | 0.0 | 23/28 |
| 2011 | CLE | 0/0 | - | 7/9 | 77.8 | 3/4 | 75.0 | 7/8 | 87.5 | 7/8 | 87.5 | 24/29 |
| 2012 | CLE | 0/0 | - | 8/9 | 88.9 | 8/9 | 88.9 | 6/6 | 100.0 | 7/7 | 100.0 | 29/31 |
| 2013 | SF | 0/0 | - | 12/13 | 92.3 | 6/6 | 100.0 | 10/11 | 90.9 | 4/6 | 66.7 | 32/36 |
| 2014 | SF | 0/0 | - | 6/6 | 100.0 | 8/9 | 88.9 | 5/7 | 71.4 | 6/9 | 66.7 | 25/31 |
| 2015 | SF | 0/0 | - | 9/10 | 90.0 | 6/6 | 100.0 | 7/8 | 87.5 | 3/3 | 100.0 | 24/27 |
| 2016 | SF | 0/0 | - | 3/3 | 100.0 | 5/5 | 100.0 | 6/6 | 100.0 | 1/2 | 50.0 | 15/16 |
| TOTALS | | 12/12 | 100.0 | 137/145 | 94.5 | 120/137 | 87.6 | 94/125 | 75.2 | 38/54 | 70.4 | 401/473 |

PLAYOFFS

| YEAR | TEAM | 1-19 | PCT | 20-29 | PCT | 30-39 | PCT | 40-49 | PCT | 50+ | PCT | TOT |
|---------------|------|------------|----------|------------|--------------|------------|--------------|------------|--------------|------------|----------|------------|
| 2002 | CLE | 0/0 | - | 1/1 | 100.0 | 1/1 | 100.0 | 0/0 | - | 0/0 | - | 2/2 |
| 2013 | SF | 0/0 | - | 3/3 | 100.0 | 3/3 | 100.0 | 1/1 | 100.0 | 0/0 | - | 7/7 |
| TOTALS | | 0/0 | - | 4/4 | 100.0 | 4/4 | 100.0 | 1/1 | 100.0 | 0/0 | - | 9/9 |

DAWSON'S TRANSACTIONS

Originally signed as an undrafted free agent with Oak. on 4/24/98...Waived by Oak. on 8/18/98...Claimed by NE via waivers on 8/21/98...Waived by NE on 8/30/98...Signed to NE practice squad on 8/31/98...Signed by Cle. on 3/25/99...Re-signed with Cle. on 4/26/02...Re-signed with Cle. on 7/15/05...Re-signed with Cle. as a franchise player on 7/30/11...Re-signed with Cle. as a franchise player on 3/19/12...Signed with SF on 3/19/13... Re-signed with SF on a two-year contract on 3/11/14.



QUINTON DIAL

92

POSITION DT | HEIGHT 6-5 | WEIGHT 318 | COLLEGE ALABAMA

BORN 7.21.90 // CLAY, AL // CLAY-CHALKVILLE HS, CLAY, AL
4TH YEAR // ACQUIRED D-5 IN '13

AWARDS & HONORS

2015: 49ers Community Relations Veteran Service Award

GOLDMINE

- Dial started his own foundation called the QD92 Foundation in 2014, with the mission to show love and support to underprivileged kids today so they will have the best opportunity to be our leaders of tomorrow. "Growing up back in Alabama and just knowing what it's like not to have a gift on Christmas, not knowing when I'm eating my next meal, not having that family bond that a kid should have, I know what that feeling is like. It's not a good feeling," said Dial. "So, I created this organization just trying to fill the void for those kids, be a mentor to them and just try to do anything positive that I can for them, trying to be a positive impact on these kid's lives." For more information on the QD92 Foundation, visit www.facebook.com/QD92Foundation/.
- Dial connected with Alex Fernandez, a 20-year-old 49ers fan who lost his battle with brain cancer in July of 2015. One of the things that Fernandez wanted to do before he passed was to see a 49ers game at Levi's Stadium. Through "QD Kids," Dial sent Fernandez a package consisting of 49ers items: A team blanket, jerseys from QB Colin Kaepernick and LB Patrick Willis, an autographed football, hats and a poster. Dial included a signed jersey of his own and also included a video message for Fernandez. After he passed, Dial said on Twitter, "I want Alex Fernandez to know that he has made a difference in my life by sharing his story," Dial wrote. "He is my hero, and people like him encourage me to continue our work through our non-profit QD Kids. I lead this non-profit in order to make 'moments' count for all children and adults who are combating challenges in their life. My first game is going to be dedicated to him for being a brave hero and for making a difference in the lives of others."
- In 2015, Dial was very active during the offseason. He spent time at the Bill Wilson Center with underprivileged youth, participated in a Special Olympics basketball game and helped a terminal cancer patient check 'attending a 49ers game' off his bucket list by visiting him in the hospital and supplying him with a bunch of 49ers gear.



DIAL'S GOLDEN NUGGETS

- Started the QD92 Foundation in 2014, whose mission is to support underprivileged kids today so that they can become the leaders of tomorrow.
- Earned his first career NFL start at NYG (11/16/14) and first career sack at NO (11/9/14) during the 2014 season.
- Dial's mother passed away when he was 10. His father fell on difficult times, ultimately unable to support him any longer and he was brought in by the families of his church.

DIAL'S GAME-BY-GAME

2016

| Date | Opp | W/L | P/S | Tot | Sol | Ast | Sk | Yds | Int | Yds | PD | FF | FR | Yds | |
|---------------|--------|-----|-----|--------------|-----------|-----------|----------------------|------------|------------|----------|----------|----------|----------|----------|----------|
| Sep 12 | LA | W | 1/1 | 5 | 4 | 1 | 0.0 | 0.0 | 0 | 0 | 1 | 0 | 0 | 0 | |
| Sep 18 | at Car | L | 1/1 | 4 | 2 | 2 | 0.0 | 0.0 | 0 | 0 | 0 | 0 | 0 | 0 | |
| Sep 25 | at Sea | L | 1/1 | 2 | 1 | 1 | 0.0 | 0.0 | 0 | 0 | 0 | 0 | 0 | 0 | |
| Oct 2 | Dal | L | 1/1 | 2 | 2 | 0 | 0.0 | 0.0 | 0 | 0 | 0 | 0 | 0 | 0 | |
| Oct 6 | Arz | L | 1/1 | 7 | 5 | 2 | 0.0 | 0.0 | 0 | 0 | 0 | 0 | 0 | 0 | |
| Oct 16 | at Buf | L | 1/1 | 2 | 1 | 1 | 0.0 | 0.0 | 0 | 0 | 0 | 0 | 0 | 0 | |
| Oct 23 | TB | L | 1/1 | 2 | 1 | 1 | 0.0 | 0.0 | 0 | 0 | 0 | 0 | 0 | 0 | |
| Nov 6 | NO | L | 1/1 | 5 | 4 | 1 | 0.0 | 0.0 | 0 | 0 | 0 | 0 | 0 | 0 | |
| Nov 13 | at Arz | L | 1/1 | 2 | 2 | 0 | 0.0 | 0.0 | 0 | 0 | 0 | 0 | 0 | 0 | |
| Nov 20 | NE | L | 1/1 | 4 | 3 | 1 | 0.0 | 0.0 | 0 | 0 | 1 | 0 | 0 | 0 | |
| Nov 27 | at Mia | L | - | - | - | - | INACTIVE (Knee/Neck) | - | - | - | - | - | - | - | |
| Dec 4 | at Chi | L | 1/0 | 2 | 2 | 0 | 0.0 | 0.0 | 0 | 0 | 0 | 0 | 0 | 0 | |
| Dec 11 | NYJ | | | | | | | | | | | | | | |
| Dec 18 | at Atl | | | | | | | | | | | | | | |
| Dec 24 | at LA | | | | | | | | | | | | | | |
| Jan 1 | Sea | | | | | | | | | | | | | | |
| TOTALS | | | | 11/10 | 37 | 27 | 10 | 0.0 | 0.0 | 0 | 0 | 2 | 0 | 0 | 0 |

GOLDMINE (CONTINUED)

- As an event for "QD Kids," Dial helped organize a fundraiser called "Bowling 4 Backpacks" in July of 2015. All of the proceeds from the event went directly to buying school supplies and backpacks for kids in need.
- Dial's church family has played a major role in his life and has positively impacted him, making him the man he is today. "They have supported me a lot throughout the years," said Dial. "They encouraged me and prayed with me. I would say my church family is my biggest supporter that I have right now and has helped me to get where I am today."

DIAL'S CAREER STATISTICS

| YEAR | TEAM | GP | GS | TACKLES | | | | | INTERCEPTIONS | | | | | FUMBLES | | | |
|---------------|------|-----------|-----------|------------|------------|-----------|------------|-------------|---------------|----------|----------|----------|----------|----------|----------|----------|---|
| | | | | TOT | SOL | AST | SACKS | YDS | INT | YDS | LG | TD | PD | FF | FR | YDS | |
| 2013 | SF | 3 | 0 | 2 | 1 | 1 | 0.0 | 0.0 | 0 | 0 | – | 0 | 0 | 0 | 0 | 0 | 0 |
| 2014 | SF | 14 | 6 | 57 | 28 | 29 | 2.0 | 7.0 | 0 | 0 | – | 0 | 1 | 0 | 0 | 0 | |
| 2015 | SF | 15 | 15 | 73 | 47 | 26 | 2.5 | 14.5 | 0 | 0 | – | 0 | 1 | 0 | 0 | 0 | |
| 2016 | SF | 11 | 10 | 37 | 27 | 10 | 0.0 | 0.0 | 0 | 0 | – | 0 | 2 | 0 | 0 | 0 | |
| TOTALS | | 43 | 31 | 169 | 103 | 66 | 4.5 | 21.5 | 0 | 0 | – | 0 | 4 | 0 | 0 | 0 | |

PLAYOFFS

| YEAR | TEAM | GP | GS | TACKLES | | | | | INTERCEPTIONS | | | | | FUMBLES | | |
|---------------|------|----------|----------|----------|----------|----------|------------|------------|---------------|----------|----------|----------|----------|----------|----------|----------|
| | | | | TOT | SOL | AST | SACKS | YDS | INT | YDS | LG | TD | PD | FF | FR | YDS |
| 2013 | SF | 0 | 0 | 0 | 0 | 0 | 0.0 | 0.0 | 0 | 0 | – | 0 | 0 | 0 | 0 | 0 |
| TOTALS | | 0 | 0 | 0 | 0 | 0 | 0.0 | 0.0 | 0 | 0 | – | 0 | 0 | 0 | 0 | 0 |

Additional Statistics:

Blocked Field Goal – 2: 2015 (2)

Milestones:

NFL Debut: at Ten. (10/20/13); **First Start:** at NYG (11/16/14); **First Career Sack:** at NO (11/9/14); **First Blocked FG:** at StL (11/1/15 – K Greg Zuerlein)

DIAL'S CAREER HIGHS

Total Tackles: 12 vs. Sea. (11/27/14)
Solo: 7 (2 times) Last at Chi. (12/6/15)
Assists: 5 (3 times) at NYG (10/11/15)

Sacks: 1.0 (3 times) Last vs. Sea. (10/22/15)
Passes Defensed: 1 (4 times) Last vs. NE (11/20/16)

DIAL'S TRANSACTIONS

Originally a 5th-round (157th overall) draft choice by SF in 2013...Placed on the Reserve/Non-Football Injury List on 8/27/13...Activated from the Reserve/Non-Football Injury List on 10/19/13...Signed a three-year contract extension through 2019 on 2/24/16.

DORSEY'S CAREER STATISTICS

| YEAR | TEAM | GP | GS | TACKLES | | | | | INTERCEPTIONS | | | | FUMBLES | | | | |
|---------------|------|------------|-----------|------------|---------------------------------|------------|------------|-------------|---------------|----------|----------|----------|----------|----------|----------|----------|---|
| | | | | TOT | SOL | AST | SACKS | YDS | INT | YDS | LG | TD | PD | FF | FR | YDS | |
| 2008 | KC | 16 | 16 | 50 | 41 | 9 | 1.0 | 1.0 | 0 | 0 | – | 0 | 1 | 1 | 0 | 0 | |
| 2009 | KC | 15 | 14 | 45 | 35 | 10 | 1.0 | 1.0 | 0 | 0 | – | 0 | 1 | 0 | 3 | 0 | |
| 2010 | KC | 16 | 16 | 60 | 38 | 22 | 2.0 | 16.0 | 0 | 0 | – | 0 | 1 | 0 | 1 | 0 | |
| 2011 | KC | 15 | 15 | 60 | 41 | 19 | 0.0 | 0.0 | 0 | 0 | – | 0 | 0 | 0 | 0 | 0 | |
| 2012 | KC | 4 | 4 | 7 | 4 | 3 | 0.0 | 0.0 | 0 | 0 | – | 0 | 0 | 0 | 0 | 0 | |
| 2013 | SF | 16 | 13 | 100 | 57 | 43 | 2.0 | 11.0 | 0 | 0 | – | 0 | 0 | 0 | 0 | 0 | |
| 2014 | SF | – | – | – | INJURED RESERVE (Bicep/Forearm) | | | | | – | – | – | – | – | – | – | – |
| 2015 | SF | 10 | 7 | 37 | 19 | 18 | 0.0 | 0.0 | 0 | 0 | – | 0 | 0 | 0 | 0 | 0 | |
| 2016 | SF | 9 | 4 | 29 | 20 | 9 | 1.0 | 11.0 | 0 | 0 | – | 0 | 0 | 0 | 0 | 0 | |
| TOTALS | | 101 | 89 | 388 | 255 | 133 | 7.0 | 40.0 | 0 | 0 | – | 0 | 3 | 1 | 4 | 0 | |

PLAYOFFS

| YEAR | TEAM | GP | GS | TACKLES | | | | | INTERCEPTIONS | | | | FUMBLES | | | |
|---------------|------|----------|----------|-----------|-----------|-----------|------------|------------|---------------|----------|----------|----------|----------|----------|----------|----------|
| | | | | TOT | SOL | AST | SACKS | YDS | INT | YDS | LG | TD | PD | FF | FR | YDS |
| 2010 | KC | 1 | 1 | 10 | 6 | 4 | 0.0 | 0.0 | 0 | 0 | – | 0 | 0 | 0 | 0 | 0 |
| 2013 | SF | 3 | 2 | 21 | 12 | 9 | 0.0 | 0.0 | 0 | 0 | – | 0 | 0 | 0 | 0 | 0 |
| TOTALS | | 4 | 3 | 31 | 18 | 13 | 0.0 | 0.0 | 0 | 0 | – | 0 | 0 | 0 | 0 | 0 |

Milestones:

NFL Debut: at NE (9/7/08); **First Start:** at NE (9/7/08); **First Sack:** at SD (11/9/08 – QB Philip Rivers); **First FF:** at Car. (10/5/08 – RB Jonathan Stewart); **First FR:** vs. NYG (10/4/09 – QB Eli Manning)

DORSEY'S CAREER HIGHS

Total Tackles: Regular Season – 13 vs. StL (12/1/13); Postseason – 10 (2 times) Last at Sea. (1/19/14)
Solo: 8 vs. StL (12/1/13); Postseason – 6 (2 times) Last at Sea. (1/19/14)
Assists: 5 (3 times) Last vs. Sea. (10/22/15); Postseason – 4 (3 times) Last at Sea. (1/19/14)

Sacks: 1.0 (6 times) Last at Sea. (9/25/16)
Passes Defensed: Regular Season – 1 (3 times) Last at StL (12/19/10)
Forced Fumbles: 1 at Car. (10/5/08)
Fumble Recoveries: 2 vs. Den. (12/6/09)

DORSEY'S TRANSACTIONS

Originally selected in the 1st round (5th overall) by KC in the 2008 NFL Draft...Signed a six-year deal (voidable to five) with KC on 7/26/08...Declared a free agent on 3/12/13...Signed a two-year contract with SF on 3/13/13...Signed a two-year contract extension through the 2016 season on 8/19/14...Placed on the Injured Reserve/Designated for Return List on 9/2/14...Activated from the Injured Reserve/Designated for Return List on 11/17/14...Placed on the Injured Reserve List on 12/13/14...Placed on the Injured Reserve List on 11/25/15.



SHAUN DRAUGHN

24

POSITION RB | HEIGHT 5-11 | WEIGHT 205 | COLLEGE NORTH CAROLINA

BORN 12.7.87 // TARBORO, NC // TARBORO HS, TARBORO, NC
5TH YEAR // ACQUIRED FA IN '15

2016 HIGHLIGHTS

- Registered 7 atts. for 18 yds. and 1 TD vs. LA (9/12), the 4th TD of his career.
- Hauled in a 17-yd. TD pass from QB Colin Kaepernick vs. TB (10/23), marking his first career TD receipt.
- Recorded 3 receipts. for 43 yds. and 1 TD vs. NE (11/20), a 13-yd TD pass from QB Colin Kaepernick. The TD marked his second TD receipt. of the season and of his career.

GOLDMINE

- Grew up in a musical family and sang in the choir when he was younger. At the age of 17, his parents bought him his first guitar, a red Peavey Raptor with a box amp. On the affect music has in his life, Draughn said, "It's a soothing thing for me. Musical is definitely rooted in me. It's an important part of my life." To see Shaun play, [click here](#).
- Opened up his own real estate investment company, Highly Favored Solutions, LLC. "I have always been interested in real estate. I love the hands-on approach of designing and seeing the finished product."
- Pronounced DRONE



DRAUGHN'S GOLDEN NUGGET

- Grew up in a musical family and enjoys playing guitar, which he taught himself how to play when he was 17 years old.

DRAUGHN'S GAME-BY-GAME

2016

| Date | Opp | W/L | P/S | Rsh | Yds | Avg | Lg | TD | Rec | Yds | TD |
|---------------|--------|-----|-------------|-----------|-----------|------------|-----------|----------|-----------|------------|----------|
| Sep 12 | LA | W | 1/0 | 7 | 18 | 2.6 | 6 | 1 | 2 | 18 | 0 |
| Sep 18 | at Car | L | 1/0 | 9 | 21 | 2.3 | 18 | 0 | 0 | 0 | 0 |
| Sep 25 | at Sea | L | 1/0 | 5 | 10 | 2.0 | 7 | 0 | 1 | 2 | 0 |
| Oct 2 | Dal | L | 1/0 | 2 | 5 | 2.5 | 4 | 0 | 1 | 3 | 0 |
| Oct 6 | Arz | L | 1/0 | 2 | -1 | -0.5 | 0 | 0 | 0 | 0 | 0 |
| Oct 16 | at Buf | L | 1/0 | 1 | 2 | 2.0 | 2 | 0 | 0 | 0 | 0 |
| Oct 23 | TB | L | 1/0 | 1 | 16 | 16.0 | 16 | 0 | 5 | 37 | 1 |
| Nov 6 | NO | L | 1/0 | 0 | 0 | - | - | 0 | 0 | 0 | 0 |
| Nov 13 | at Arz | L | 1/0 | 0 | 0 | - | - | 0 | 0 | 0 | 0 |
| Nov 20 | NE | L | 1/0 | 0 | 0 | - | - | 0 | 3 | 43 | 1 |
| Nov 27 | at Mia | L | 1/0 | 0 | 0 | - | - | 0 | 6 | 49 | 0 |
| Dec 4 | at Chi | L | 1/0 | 5 | 20 | 4.0 | 9 | 0 | 0 | 0 | 0 |
| Dec 11 | NYJ | | | | | | | | | | |
| Dec 18 | at Atl | | | | | | | | | | |
| Dec 24 | at LA | | | | | | | | | | |
| Jan 1 | Sea | | | | | | | | | | |
| TOTALS | | | 12/0 | 32 | 91 | 2.8 | 18 | 1 | 18 | 152 | 2 |

Special Teams Tackles: 6

DRAUGHN'S CAREER STATISTICS

| YEAR | TEAM | GP | GS | ATT | RUSHING | | | | TD | NO | RECEIVING | | | |
|---------------|------------|-----------|----------|------------|------------|------------|-----------|----------|-----------|------------|------------|-----------|----------|--|
| | | | | | YDS | AVG | LG | YDS | | | AVG | LG | TD | |
| 2011 | KC | 1 | 0 | 0 | 0 | — | — | 0 | 0 | 0 | — | — | 0 | |
| 2012 | KC | 16 | 0 | 59 | 233 | 3.9 | 25 | 2 | 24 | 158 | 6.6 | 23 | 0 | |
| 2013 | BAL | 3 | 0 | 4 | 2 | 0.5 | 3 | 0 | 0 | 0 | — | — | 0 | |
| 2014 | CHI/SD/CLE | 10 | 0 | 10 | 19 | 1.9 | 6 | 0 | 0 | 0 | — | — | 0 | |
| 2015 | CLE/SF | 11 | 6 | 78 | 273 | 3.5 | 30 | 1 | 27 | 176 | 6.5 | 26 | 0 | |
| 2016 | SF | 12 | 0 | 32 | 91 | 2.8 | 18 | 1 | 18 | 152 | 8.4 | 26 | 2 | |
| TOTALS | | 53 | 6 | 183 | 618 | 3.4 | 30 | 4 | 69 | 486 | 7.0 | 26 | 2 | |

Additional Statistics:

Fumbles—Lost—3—2: 2—1 in 2012; 1—1 in 2016

Special Teams Tackles — 15: 2012 (4); 2014 (3); 2015 (2); 2016 (6)

Special Teams Fumble Recoveries — 2: 2007 (1); 2016 (1)

Kick Returns — 38: 2012 (23); 2013 (2); 2014 (8); 2015 (5)

Kick Return Yards — 869: 2012 (537); 2013 (53); 2014 (173); 2015 (106)

Milestones:

NFL Debut: at Den. (1/1/12); **First Start:** vs. Atl. (11/8/15); **First Rushing TD:** vs. Atl. (9/9/12 — 4-yd. run); **First Reception:** vs. Atl. (9/9/12 — 9-yd. pass from M. Cassell); **First TD Reception:** vs. TB (10/23/16 — 17-yd. TD pass from QB Colin Kaepernick)

DRAUGHN'S CAREER HIGHS

Rushes: 16 vs. Atl. (11/8/15)

Rushing Yards: 58 vs. Atl. (11/8/15)

Longest Rush: 30 vs. Atl. (11/8/15)

Rushing TDs: 1 (4 times) Last vs. LA (9/12/16)

Receptions: 8 at Sea. (11/22/15)

Receiving Yards: 50 at Chi. (12/6/15)

Receiving TDs: 1 (2 times) Last vs. NE (11/20/16)

Long Reception: 26 (2 times) Last vs. NE (11/20/16)

Kick Returns: 4 at SD (11/1/12)

Kick Return Yards: 83 at SD (11/1/12)

Long Kick Return: 41 vs. Bal. (10/7/12)

DRAUGHN'S TRANSACTIONS

Originally signed as an undrafted free agent by Was. on 7/28/11...Waived by Was. on 9/3/11...Signed to the KC practice squad on 10/5/11...Waived by KC on 8/31/13...Signed by Bal. on 9/11/13...Waived by Bal. on 10/10/13...Signed by Ind. on 12/17/13...Waived by Ind. on 12/21/13...Signed by Chi. on 4/23/14...Waived by Chi. on 9/16/14...Signed by SD on 9/23/14...Waived by SD on 11/1/14...Signed by Cle. on 12/3/14...Re-signed with Cle. as exclusive rights free agent on 3/6/15...Waived by Cle. on 10/20/15...Signed by SF on 11/2/15...Placed on the Injured Reserve List on 12/30/15...Re-signed with SF on a one-year contract on 3/2/16.



BRUCE ELLINGTON


10

POSITION WR | HEIGHT 5-9 | WEIGHT 197 | COLLEGE SOUTH CAROLINA

BORN 8.22.91 // MONCKS CORNER, SC // BERKELEY HS, MONCKS CORNER, SC
3RD YEAR // ACQUIRED D-4A IN '14

GOLDMINE

- Ellington grew up in Moncks Corner, SC, attended an in-state Division I program, the University of South Carolina, and was drafted by a team in the NFC West, the San Francisco 49ers. His cousin, Andre Ellington, experienced a very similar career path. He grew up in Moncks Corner, SC, attended an in-state Division I school, Clemson, and was drafted by an NFC West team, the Arizona Cardinals.
- In June of 2016, Bruce and Andre Ellington hosted their 3rd Annual Ellington Elite Youth Football Camp in their hometown of Moncks Corner, SC. Held at their former high school, more than 1,000 children ages six to 16 participated in the one-day camp that focused on developing athletic skills in addition to promoting healthy lifestyle tips and proper study techniques. "We're just lucky and blessed to be able to come out here and support the community and give back," Bruce said.



- Growing up in a very rural area, Ellington believes he is a product of his environment, "I grew up down a dirt road. Nothing but woods around me. A lot of dogs around and that kind of helped me get faster from them chasing after me. Me and my cousin stayed in the backyard or the front yard and played one-on-one football or one-on-one basketball."

ELLINGTON'S GOLDEN NUGGETS

- Is the cousin of Arizona Cardinals RB Andre Ellington. In June of 2016, the two hosted their 3rd Annual "Ellington Elite Football Camp," a free camp held in Moncks Corner, SC.
- Graduated from the University of South Carolina in 3 ½ years with a degree in sociology.
- Also played basketball at South Carolina, playing in 80 games (66 starts) and averaging 11.2 points, 3.0 assists and 2.7 rebounds in his career.

GOLDMINE (CONTINUED)

- While at South Carolina, Ellington starred as a two-sport athlete, playing point guard on the basketball team in addition to football. As a freshman during the 2010-11 season, Ellington earned SEC All-Freshman honors after starting all 30 games at point guard and leading the team in scoring (12.8 points per game) and minutes played (30.9 minutes per game). During his career with the Gamecocks, he appeared in 80 games (66 starts) and averaged 11.2 points, 3.0 assists and 2.7 rebounds.



- In 2015, Ellington participated in the 2nd Annual Tory Dandy Foundation Scholarship Fun Day in Woodruff, SC. Along with 49ers teammate RB Mike Davis and other NFL Players, the athletes signed autographs and raised money to support The Heart Foundation and the ALS Foundation.

ELLINGTON'S CAREER STATISTICS

| YEAR | TEAM | GP | GS | RECEIVING | | | | | RUSHING | | | | | |
|---------------|------|-----------|----------|-----------|-----------------------------|-------------|-----------|----------|----------|-----------|------------|-----------|----------|---|
| | | | | NO | YDS | AVG | LG | TD | ATT | YDS | AVG | LG | TD | |
| 2014 | SF | 13 | 0 | 6 | 62 | 10.3 | 20t | 2 | 6 | 28 | 4.7 | 15 | 1 | |
| 2015 | SF | 13 | 0 | 13 | 153 | 11.8 | 44 | 0 | 1 | 7 | 7.0 | 7 | 0 | |
| 2016 | SF | – | – | – | INJURED RESERVE (Hamstring) | | | | | – | – | – | – | – |
| TOTALS | | 26 | 0 | 19 | 215 | 11.3 | 44 | 2 | 7 | 35 | 5.0 | 15 | 1 | |

| YEAR | TEAM | KICKOFF RETURNS | | | | | PUNT RETURNS | | | | | |
|---------------|------|-----------------|--------------|-------------|-----------|----------|--------------|-----------|------------|------------|-----------|----------|
| | | NO | YDS | AVG | LG | TD | NO | FC | YDS | AVG | LG | TD |
| 2014 | SF | 24 | 614 | 25.6 | 38 | 0 | 23 | 12 | 188 | 8.2 | 23 | 0 |
| 2015 | SF | 26 | 665 | 25.6 | 40 | 0 | 19 | 17 | 137 | 7.2 | 36 | 0 |
| TOTALS | | 50 | 1,279 | 25.6 | 40 | 0 | 42 | 29 | 325 | 7.7 | 36 | 0 |

Additional Statistics:

Fumbles–Lost – 2–1: 1–0 in 2014; 1–1 in 2015

Special Teams Tackles – 1: 2015 (1)

Passes Defensed – 1: 2015 (1)

Milestones:

NFL Debut: at Dal. (9/7/14); **First Reception:** vs. KC (10/5/14 – 1–yd. pass from QB Colin Kaepernick); **First TD Reception:** at Den. (10/19/14 – 20–yd. pass from QB Blaine Gabbert); **First Rushing TD:** vs. SD (12/20/14 – 1–yd. run)

ELLINGTON'S CAREER HIGHS

Receptions: 3 (2 times) Last at Det. (12/27/15)
Receiving Yards: 55 at Det. (12/27/15)
Receiving TDs: 1 (2 times) Last vs. SD (12/20/14)
Long Reception: 44 vs. StL (1/3/16)
Rushes: 3 vs. SD (12/20/14)
Rushing Yards: 15 vs. Phi. (9/28/14)
Rushing TDs: 1 vs. SD (12/20/14)

Long Rush: 15 vs. Phi. (9/28/14)
Kick Returns: 4 (4 times) Last at Chi. (12/6/15)
Kick Return Yards: 108 vs. KC (10/5/14)
Kick Return Long: 40 at Chi. (12/6/15)
Punt Returns: 6 vs. Cin. (12/20/15)
Punt Return Yards: 40 vs. Cin. (12/20/15)

ELLINGTON'S TRANSACTIONS

Originally the first of two 4th–round (106th overall) draft choices by SF in 2014...Placed on the Injured Reserve List on 8/30/16.



BLAINE GABBERT

2

POSITION QB | HEIGHT 6-4 | WEIGHT 235 | COLLEGE MISSOURI

BORN 10.15.89 // BALLWIN, MO // PARKWAY WEST HS, BALLWIN, MO
6TH YEAR // ACQUIRED TR IN '14 - JAX

GOLDMINE

- Since arriving in San Francisco, Gabbert has been an active contributor to the 49ers community relations efforts. He has participated annually in the Visa Shop With A Player event to help local kids from the Boys & Girls Clubs of Silicon Valley buy Christmas presents for their families. He has also helped build bikes for underserved youth in the yearly 49ers Bike Build with Turning Wheels for Kids, among other events.
- Gabbert participated in and served as captain for McKenzie's Run in Jacksonville in 2012. All of the proceeds for the event went to the McKenzie Noelle Wilson Foundation, a nonprofit organization that 'helps young people recognize their full potential through programs that encourage caring for others, giving to those in need, and growing in their own spirituality.'



GABBERT'S GOLDEN NUGGETS

- Enjoys deep sea fishing and fly fishing in his free time. Has caught a wide variety of fish, from sailfish and redfish, to salmon, gar and bass.
- At the age of 13, began training at Hammer Bodies, a fitness center in Missouri, where he trained like a college and professional athlete. He trained at the same facility as NBA players David Lee as well as Tyler and Ben Hansbrough.

GOLDMINE (CONTINUED)

- As a member of the Jacksonville Jaguars, Gabbert teamed up with Dignity U Wear to donate clothes and winter coats to the students at Woodland Acres Elementary School. Based in Jacksonville, Dignity U Wear works with nonprofits in over 42 states to give back to the community by providing clothes to school children, veterans and women and girls in crisis.

GABBERT'S GAME-BY-GAME

| 2016 | Date | Opp | W/L | P/S | Att | Cmp | Pct | Yds | TD | Int | Lg | Sk/Yds | Rtg | Rsh | Yds | TD | Total Net Yds. | Pct. Offense |
|---------------|--------|--------|-----|------------|------------|-----------|-------------|------------|----------|----------|------------|--------------|-------------|-----------|------------|----------|----------------|--------------|
| | Sep 12 | LA | W | 1/1 | 35 | 22 | 62.9 | 170 | 1 | 0 | 35 | 0/0 | 84.2 | 9 | 43 | 0 | 213 | 66.6% |
| | Sep 18 | at Car | L | 1/1 | 36 | 17 | 47.2 | 243 | 2 | 2 | 75t | 2/6 | 64.9 | 3 | 10 | 1 | 247 | 81.8% |
| | Sep 25 | at Sea | L | 1/1 | 25 | 14 | 56.0 | 119 | 0 | 1 | 20 | 0/0 | 51.9 | 5 | 22 | 0 | 141 | 55.5% |
| | Oct 2 | Dal | L | 1/1 | 23 | 16 | 69.6 | 196 | 1 | 1 | 33t | 1/7 | 91.9 | 12 | 27 | 0 | 223 | 75.6% |
| | Oct 6 | Arz | L | 1/1 | 31 | 18 | 58.1 | 162 | 1 | 2 | 24 | 7/27 | 56.1 | 10 | 70 | 1 | 205 | 76.5% |
| | Oct 16 | at Buf | L | - | - | - | - | - | - | - | - | - | - | - | - | - | - | - |
| | Oct 23 | TB | L | - | - | - | - | - | - | - | - | - | - | - | - | - | - | - |
| | Nov 6 | NO | L | - | - | - | - | - | - | - | - | - | - | - | - | - | - | - |
| | Nov 13 | at Arz | L | - | - | - | - | - | - | - | - | - | - | - | - | - | - | - |
| | Nov 20 | NE | L | - | - | - | - | - | - | - | - | - | - | - | - | - | - | - |
| | Nov 27 | at Mia | L | - | - | - | - | - | - | - | - | - | - | - | - | - | - | - |
| | Dec 4 | at Chi | L | 1/0 | 10 | 4 | 40.0 | 35 | 0 | 0 | 18 | 1/8 | 50.0 | 1 | 1 | 0 | 28 | 19.0% |
| | Dec 11 | NYJ | | | | | | | | | | | | | | | | |
| | Dec 18 | at Atl | | | | | | | | | | | | | | | | |
| | Dec 24 | at LA | | | | | | | | | | | | | | | | |
| | Jan 1 | Sea | | | | | | | | | | | | | | | | |
| TOTALS | | | | 6/5 | 160 | 91 | 56.9 | 925 | 5 | 6 | 75t | 11/48 | 68.4 | 40 | 173 | 2 | 1,057 | 28.4% |

GABBERT'S CAREER STATISTICS

| YEAR | TEAM | GP | GS | PASSING | | | | | | | | | RUSHING | | | | | |
|---------------|------|-----------|-----------|--------------|------------|-------------|--------------|-----------|-----------|------------|------------|------------|-------------|------------|------------|------------|------------|----------|
| | | | | ATT | CMP | PCT | YDS | TD | INT | LG | SK | LST | RTG | ATT | YDS | AVG | LG | TD |
| 2011 | JAX | 15 | 14 | 413 | 210 | 50.8 | 2,214 | 12 | 11 | 74t | 40 | 293 | 65.4 | 48 | 98 | 2.0 | 12 | 0 |
| 2012 | JAX | 10 | 10 | 278 | 162 | 62.4 | 1,662 | 9 | 6 | 80t | 22 | 158 | 77.4 | 18 | 56 | 3.1 | 10 | 0 |
| 2013 | JAX | 3 | 3 | 86 | 42 | 48.8 | 481 | 1 | 7 | 67t | 12 | 67 | 36.0 | 9 | 32 | 3.6 | 7 | 0 |
| 2014 | SF | 1 | 0 | 7 | 3 | 42.9 | 38 | 1 | 0 | 20t | 0 | 0 | 100.0 | 1 | 5 | 5.0 | 5 | 0 |
| 2015 | SF | 8 | 8 | 282 | 178 | 63.1 | 2,031 | 10 | 7 | 71t | 25 | 164 | 86.2 | 32 | 185 | 5.8 | 44t | 1 |
| 2016 | SF | 6 | 5 | 160 | 91 | 56.9 | 925 | 5 | 6 | 75t | 11 | 48 | 69.6 | 40 | 173 | 4.3 | 24 | 2 |
| TOTALS | | 43 | 40 | 1,226 | 686 | 56.0 | 7,351 | 38 | 37 | 80t | 110 | 730 | 71.5 | 148 | 549 | 3.7 | 44t | 3 |

Additional Statistics:

Fumbles-Lost – 25-9: 14-5 in 2011; 5-3 in 2012; 2-0 in 2013; 4-1 in 2015

Receptions – 1: 2016 (1)

Receiving Yards – (-16): 2016 (-16)

Milestones:

NFL Debut: at NYJ (9/18/11); **First Career Start:** at Car. (9/25/11); **First Passing TD:** at Car. (9/25/11 – 36-yd. pass to WR Mike Thomas); **First Rushing TD:** at Chi. (12/6/15 – 44-yd. TD); **300-yd. Passing Games:** 3, Last vs. StL (1/3/16 – 354 yds.)

GABBERT'S CAREER HIGHS

Passes Attempted: 50 vs. Cin. (12/20/15)

Completions: 30 vs. Cin. (12/20/15)

Completion Percentage: 78.3 (18 of 23) vs. Mia. (12/9/12)

Passing Yards: 354 vs. StL (1/3/16)

Long Pass: 80t at Ind. (9/23/12)

QB Rating: 123.6 at Oak. (10/21/12)

Passing Touchdowns: 2 (7 times) Last at Car. (9/18/16)

Rushes: 12 vs. Dal. (10/2/16)

Rushing Yards: 75 at Chi. (12/6/15)

Long Rush: 44t at Chi. (12/6/15)

Rushing Touchdowns: 1 (3 times) Last vs. Arz. (10/6/16)

GABBERT'S TRANSACTIONS

Originally a 1st-round (10th overall) draft choice by Jax. in 2011...Traded to SF on 3/11/14... Signed a two-year deal with SF on 3/11/15.



JOSHUA GARNETT

65

POSITION **G**

HEIGHT **6-5**

WEIGHT **321**

COLLEGE **STANFORD**

**BORN 2.21.94 // PUYALLUP, WA // PUYALLUP HS, PUYALLUP, WA
ROOKIE // ACQUIRED D-1B IN '16**

2016 HIGHLIGHTS

- Made his first career start at Buf. (10/16).
- Helped the 49ers offense rush for a season-high 193 yds. on 25 atts. (7.7 avg.) at Mia. (11/27). The team's 7.7 avg. yds. per carry was the highest by the 49ers offense since 12/20/14 vs. SD [355 yds. on 40 atts. (8.9 avg.)]. Additionally, the team's 193 yds. on the ground were the most since 9/14/15 vs. Min. (230 yds.).

GOLDMINE

- Garnett's father, Scott, played collegiately at the University of Washington and was drafted in the eighth round (218th overall) by the Denver Broncos in the 1984 NFL Draft. He spent three seasons in the NFL (1984-85, 1987) and played in five games for the 49ers during the 1985 season.
- At Stanford, Garnett majored in human biology with the goal of becoming a trauma surgeon after his NFL career is over. He has already shadowed staff in an ER, further fueling his interest, during which he says he got a better sense of the adrenaline and the way an emergency department works together. "I'm drawn to help someone that could be on the brink of death," Garnett said. "I'm a guy who can handle the gore and I feel like I have the aptitude where I can make a difference for people."

GARNETT'S GOLDEN NUGGETS

- Garnett's father, Scott, spent three seasons in the NFL (1984-85, 1987) and played for the 49ers during the 1985 season.
- At Stanford, Garnett majored in human biology with the goal of becoming a trauma surgeon after his NFL career is over.
- As a senior at Stanford, was the recipient of the Outland Trophy as the nation's most outstanding lineman and the Morris Trophy Award, a prestigious honor voted on by opposing Pac-12 defensive linemen.

GOLDMINE (CONTINUED)

- Garnett likes to listen to hip-hop and rap music during his free time but when it comes to preparing for a football game, he listens to heavy metal bands such as Rage Against the Machine and Metallica. "I like to get to a different place and get amped up before the games. It's interesting because I don't listen to it outside of football pregame. So, it really gets me in the moment for the game and my body kind of knows, 'We're listening to this music, it's game time.'"

GARNETT'S CAREER STATISTICS

GAMES/STARTS – 11/7; 2016 (11/7)

Additional Statistics:

Own Fumble Recoveries – 3: 2016 (3)

Milestones:

NFL Debut: at Car. (9/18/16); **First Start:** at Buf. (10/16/16)

GARNETT'S TRANSACTIONS

Originally the second of two 1st-round (28th overall) draft choices by SF in 2016.



JE'RON HAMM

85

POSITION TE | HEIGHT 6-3 | WEIGHT 236 | COLLEGE LOUISIANA-MONROE

BORN 6.15.92 // LEESVILLE, LA // LEESVILLE HS, LEESVILLE, LA
2ND YEAR // ACQUIRED WAI. IN '15 - WAS.

GOLDMINE

- Along with his teammates at the University of Louisiana-Monroe, Hamm volunteered with the Habitat for Humanity of Ouachita Re-Store, a locally run affiliate of Habitat for Humanity International. Habitat for Humanity works in partnership with people in need to build decent, affordable housing.

HAMM'S GOLDEN NUGGETS

- Claimed off waivers by SF on 12/30/15.
- Originally signed with NO as an undrafted free agent in 2014 and spent the entire season on their practice squad.

HAMM'S GAME-BY-GAME

2016

| Date | Opp | W/L | P/S | Rec | Yds | Avg | Lg | TD |
|---|--------|-----|------------|----------|----------------|----------|----------|----------|
| Sep 12 | LA | W | - | | PRACTICE SQUAD | - | - | - |
| Sep 18 | at Car | L | - | | PRACTICE SQUAD | - | - | - |
| Sep 25 | at Sea | L | - | | PRACTICE SQUAD | - | - | - |
| PROMOTED TO SF ACTIVE ROSTER ON 10/1 | | | | | | | | |
| Oct 2 | Dal | L | - | - | DID NOT PLAY | - | - | - |
| Oct 6 | Arz | L | 1/0 | 0 | 0 | - | - | 0 |
| Oct 16 | at Buf | L | 1/0 | 0 | 0 | - | - | 0 |
| Oct 23 | TB | L | - | - | INACTIVE | - | - | - |
| Nov 6 | NO | L | 1/0 | 0 | 0 | - | - | 0 |
| Nov 13 | at Arz | L | - | - | INACTIVE | - | - | - |
| Nov 20 | NE | L | - | - | INACTIVE | - | - | - |
| Nov 27 | at Mia | L | - | - | INACTIVE | - | - | - |
| Dec 4 | at Chi | L | - | - | INACTIVE | - | - | - |
| Dec 11 | NYJ | | | | | | | |
| Dec 18 | at Atl | | | | | | | |
| Dec 24 | at LA | | | | | | | |
| Jan 1 | Sea | | | | | | | |
| TOTALS | | | 3/0 | 0 | 0 | - | - | 0 |

Special Teams Tackles: 1

HAMM'S CAREER STATISTICS

| YEAR | TEAM | GP | GS | NO | RECEIVING | | | | RUSHING | | | | |
|---------------|--------|----------|----------|----------|-----------|----------------|----------|----------|----------|----------|----------|----------|----------|
| | | | | | YDS | AVG | LG | TD | ATT | YDS | AVG | LG | TD |
| 2014 | NO | - | - | - | | PRACTICE SQUAD | - | - | - | - | - | - | - |
| 2015 | WAS/SF | 1 | 0 | 0 | 0 | - | - | 0 | 0 | 0 | - | - | 0 |
| 2016 | SF | 3 | 0 | 0 | 0 | - | - | 0 | 0 | 0 | - | - | 0 |
| TOTALS | | 4 | 0 | 0 | 0 | - | - | 0 | 0 | 0 | - | - | 0 |

Additional Statistics:

Special Teams Tackles - 1: 2016 (1)

Milestones:

NFL Debut: vs. Dal. (12/7/15)

HAMM'S TRANSACTIONS

Originally signed as an undrafted free agent by NO on 5/12/14...Waived by NO on 8/21/14...Signed to NO practice squad on 9/9/14...Signed by Was. on 12/29/14...Waived by Was. on 9/5/15...Signed to Was. practice squad on 9/6/15...Promoted to Was. active roster on 11/23/15...Waived by Was. on 12/29/15...Claimed off waivers by SF on 12/30/15...Waived by SF on 9/3/16...Signed to SF practice squad on 9/4/16...Promoted to SF active roster on 10/1/16.



ELI HAROLD

58

POSITION LB | HEIGHT 6-3 | WEIGHT 265 | COLLEGE VIRGINIA

BORN 1.20.94 // VIRGINIA BEACH, VA // OCEAN LAKES HS, VIRGINIA BEACH, VA
2ND YEAR // ACQUIRED D-3 IN '15

2016 HIGHLIGHTS

- Registered a strip-sack of Cardinals QB Carson Palmer at Arz. (11/13), his first sack and first FF of his career.

GOLDMINE

- Harold was "Mr. Everything" for his high school team, playing quarterback, running back, wide receiver and defensive end at Ocean Lakes HS. Racking up 1,146 yards and 20 touchdowns in a wildcat offense, he was named first-team All-Tidewater, the Beach District Defensive Player of the Year and a first-team all-district selection at wide receiver and defensive end.
- Late 2010 and early 2011 was an incredibly trying time for the Harold family. In a three-month span, Eli's brother Walter unexpectedly lost his son, Forrest, and Eli's mother, Sheila Korvette, passed away from cancer. In the wake of the family's tragedy, Harold moved in with Walter, the closest thing he had to a father figure. After becoming a highly-touted prospect and recording his first sack at the University of Virginia, Harold dedicated the milestone to his older brother.



HAROLD'S GOLDEN NUGGETS

- Persevered through the unspeakable tragedy of losing his mother, Sheila Korvette, to become a highly sought-after prospect.
- Finished his college career ranking 11th in Virginia school history with 17.5 total sacks.
- First-team all-district selection at Ocean Lakes (Virginia Beach, VA) HS at both wide receiver and defensive end.

HAROLD'S GAME-BY-GAME

| 2016 | Date | Opp | W/L | P/S | Tot | Sol | Ast | Sk | Yds | Int | Yds | PD | FF | FR | Yds |
|---------------|--------|-----|-----|-------------|-----------|-----------|-----------|------------|------------|----------|----------|----------|----------|----------|-----------|
| Sep 12 | LA | W | 1/1 | 1 | 1 | 0 | 0.0 | 0.0 | 0 | 0 | 0 | 0 | 0 | 0 | 0 |
| Sep 18 | at Car | L | 1/1 | 1 | 0 | 1 | 0.0 | 0.0 | 0 | 0 | 0 | 0 | 0 | 1 | 19 |
| Sep 25 | at Sea | L | 1/1 | 2 | 1 | 1 | 0.0 | 0.0 | 0 | 0 | 0 | 0 | 0 | 0 | 0 |
| Oct 2 | Dal | L | 1/1 | 0 | 0 | 0 | 0.0 | 0.0 | 0 | 0 | 0 | 0 | 0 | 0 | 0 |
| Oct 6 | Arz | L | 1/0 | 2 | 1 | 1 | 0.0 | 0.0 | 0 | 0 | 0 | 0 | 0 | 0 | 0 |
| Oct 16 | at Buf | L | 1/0 | 5 | 2 | 3 | 0.0 | 0.0 | 0 | 0 | 0 | 0 | 0 | 0 | 0 |
| Oct 23 | TB | L | 1/0 | 7 | 5 | 2 | 0.0 | 0.0 | 0 | 0 | 0 | 0 | 0 | 0 | 0 |
| Nov 6 | NO | L | 1/1 | 8 | 4 | 4 | 0.0 | 0.0 | 0 | 0 | 0 | 0 | 0 | 0 | 0 |
| Nov 13 | at Arz | L | 1/1 | 3 | 1 | 2 | 1.0 | 4.0 | 0 | 0 | 0 | 1 | 0 | 0 | 0 |
| Nov 20 | NE | L | 1/1 | 5 | 4 | 1 | 0.0 | 0.0 | 0 | 0 | 0 | 0 | 0 | 0 | 0 |
| Nov 27 | at Mia | L | 1/1 | 4 | 2 | 2 | 0.0 | 0.0 | 0 | 0 | 0 | 0 | 0 | 0 | 0 |
| Dec 4 | at Chi | L | 1/1 | 3 | 1 | 2 | 0.0 | 0.0 | 0 | 0 | 0 | 0 | 0 | 0 | 0 |
| Dec 11 | NYJ | | | | | | | | | | | | | | |
| Dec 18 | at Atl | | | | | | | | | | | | | | |
| Dec 24 | at LA | | | | | | | | | | | | | | |
| Jan 1 | Sea | | | | | | | | | | | | | | |
| TOTALS | | | | 12/9 | 41 | 22 | 19 | 1.0 | 4.0 | 0 | 0 | 1 | 1 | 1 | 19 |

HAROLD'S CAREER STATISTICS

| YEAR | TEAM | GP | GS | TACKLES | | | | YDS | INTERCEPTIONS | | | | FUMBLES | | | |
|---------------|------|-----------|-----------|-----------|-----------|-----------|------------|------------|---------------|----------|----------|----------|----------|----------|----------|-----------|
| | | | | TOT | SOL | AST | SACKS | | INT | YDS | LG | TD | PD | FF | FR | YDS |
| 2015 | SF | 16 | 1 | 20 | 12 | 8 | 0.0 | 0.0 | 0 | 0 | - | 0 | 0 | 0 | 1 | 8 |
| 2016 | SF | 12 | 9 | 41 | 22 | 19 | 1.0 | 4.0 | 0 | 0 | - | 0 | 0 | 1 | 1 | 19 |
| TOTALS | | 28 | 10 | 61 | 34 | 27 | 1.0 | 4.0 | 0 | 0 | - | 0 | 0 | 1 | 2 | 27 |

Additional Statistics:
Special Teams Tackles – 1: 2015 (1)

Milestones:
NFL Debut: vs. Min (9/14/15); First Start: vs. Arz. (11/29/15); First FR: at StL (11/1/15 – WR Tavon Austin); First Sack: at Arz. (11/13/16 – QB Carson Palmer); First FF: at Arz. (11/13/16 – QB Carson Palmer)

HAROLD'S CAREER HIGHS

Total Tackles: 8 vs. NO (11/6/16) | **Sacks:** 1.0 at Arz. (11/13/16)
Solo: 5 vs. TB (10/23/16) | **Forced Fumbles:** 1 at Arz. (11/13/16)
Assists: 4 vs. NO (11/6/16) | **Fumble Recoveries:** 1 (2 times) Last at Car. (9/18/16)

HAROLD'S TRANSACTIONS

Originally a 3rd-round (79th overall) draft choice by SF in 2015.



CHRIS HARPER

14

POSITION WR | HEIGHT 5-11 | WEIGHT 185 | COLLEGE CALIFORNIA

BORN 12.7.93 // INGELWOOD, CA // CRESPI CARMELITE HS, ENCINO, CA
1ST YEAR // ACQUIRED FA IN '16

GOLDMINE

- Harper considers former NFL wide receiver Keyshawn Johnson a mentor after playing for Johnson's traveling seven-on-seven football team, '1925 All-Stars', in high school. "I talk to him every once in a while, and he gives me advice and we keep in contact. When I'm back home I talk to him. And he just inspires me as a receiver because of all his accomplishments and all the things that he's done in the league."
- Football has always been Harper's passion, but he received a reality check in high school when his coach told him he wasn't going to play Division I football. From that moment on, Harper changed the way he approached the game. He committed himself to lifting, 6:00 a.m. workouts and endlessly ran up and down a hill that he and his father, Mark, appropriately named "Puke Hill."

HARPER'S GOLDEN NUGGETS

- Appeared in 5 games for the New England Patriots in 2015 after signing with the team as an undrafted free agent.
- Played on former NFL WR Keyshawn Johnson's traveling team in high school and considers him a mentor.

HARPER'S GAME-BY-GAME

2016

| Date | Opp | W/L | P/S | Rec | Yds | Avg | Lg | TD |
|---|--------|-----|------------|----------|----------------|-------------|-----------|----------|
| Sep 12 | LA | W | 1/0 | 0 | 0 | - | - | 0 |
| WAIVED BY SF ON 9/13 | | | | | | | | |
| SIGNED TO SF PRACTICE SQUAD ON 9/15 | | | | | | | | |
| Sep 18 | at Car | L | - | - | PRACTICE SQUAD | - | - | - |
| Sep 25 | at Sea | L | - | - | PRACTICE SQUAD | - | - | - |
| Oct 2 | Dal | L | - | - | PRACTICE SQUAD | - | - | - |
| Oct 6 | Arz | L | - | - | PRACTICE SQUAD | - | - | - |
| Oct 16 | at Buf | L | - | - | PRACTICE SQUAD | - | - | - |
| Oct 23 | TB | L | - | - | PRACTICE SQUAD | - | - | - |
| Nov 6 | NO | L | - | - | PRACTICE SQUAD | - | - | - |
| PROMOTED TO SF ACTIVE ROSTER ON 11/8 | | | | | | | | |
| Nov 13 | at Arz | L | 1/0 | 0 | 0 | - | - | 0 |
| Nov 20 | NE | L | 1/0 | 2 | 35 | 17.5 | 19 | 0 |
| Nov 27 | at Mia | L | 1/0 | 2 | 32 | 16.0 | 16 | 0 |
| Dec 4 | at Chi | L | 1/0 | 1 | 6 | 6.0 | 6 | 0 |
| Dec 11 | NYJ | | | | | | | |
| Dec 18 | at Atl | | | | | | | |
| Dec 24 | at LA | | | | | | | |
| Jan 1 | Sea | | | | | | | |
| TOTALS | | | 5/0 | 5 | 73 | 14.6 | 19 | 0 |

HARPER'S CAREER STATISTICS

| YEAR | TEAM | GP | GS | RECEIVING | | | | | RUSHING | | | | | |
|---------------|------|-----------|----------|-----------|-----------|-------------|-----------|----------|----------|----------|----------|----------|----------|----------|
| | | | | NO | YDS | AVG | LG | TD | ATT | YDS | AVG | LG | TD | |
| 2015 | NE | 5 | 0 | 1 | 6 | 6.0 | 6 | 0 | 0 | 0 | 0 | – | – | 0 |
| 2016 | SF | 5 | 0 | 5 | 73 | 14.6 | 19 | 0 | 0 | 0 | 0 | – | – | 0 |
| TOTALS | | 10 | 0 | 6 | 79 | 13.2 | 19 | 0 | 0 | 0 | 0 | – | – | 0 |

PLAYOFFS

| YEAR | TEAM | GP | GS | RECEIVING | | | | | RUSHING | | | | | |
|---------------|------|----------|----------|-----------|----------|----------|----------|----------|----------|----------|----------|----------|----------|----------|
| | | | | NO | YDS | AVG | LG | TD | ATT | YDS | AVG | LG | TD | |
| 2015 | NE | 0 | 0 | 0 | 0 | – | – | 0 | 0 | 0 | 0 | – | – | 0 |
| TOTALS | | 0 | 0 | 0 | 0 | – | – | 0 | 0 | 0 | 0 | – | – | 0 |

Additional Statistics:

Fumbles – Lost – 1 – 1: 1–1 in 2015

Punt Returns – 3: 2015 (3)

Punt Return Yards – 17: 2015 (17)

Milestones:

NFL Debut: vs Pit. (9/10/15); **First Reception:** at Mia. (1/3/16 – 6–yd. pass from QB Jimmy Garoppolo)

HARPER'S CAREER HIGHS

Receptions: 2 (2 times) Last at Mia. (11/27/16)

Receiving Yards: 35 vs. NE (11/20/16)

Long Reception: 19 vs. NE (11/20/16)

Punt Returns: 3 at Den. (11/29/15)

Punt Return Yards: 17 at Den. (11/29/15)

HARPER'S TRANSACTIONS

Originally signed by NE as an undrafted free agent on 5/8/15...Waived by NE on 9/15/15...Signed to NE practice squad on 9/19/15...Promoted to the NE active roster on 11/17/15...Waived by NE on 11/30/15...Signed to NE practice squad on 12/2/15...Promoted to the NE active roster on 12/26/15...Waived by NE on 9/3/16...Signed to SF practice squad on 9/5/16...Promoted to SF active roster on 9/12/16...Waived by SF on 9/13/16...Signed to SF practice squad on 9/15/16...Promoted to SF active roster on 11/8/16.

2015 (NEW ENGLAND)

- Made the Patriots 53-man roster as an undrafted free agent and appeared in 5 games as a reserve, recording 1 recept. for 6 yds. and 3 punt returns for 17 yds.

COLLEGE

Appeared in 35 games (23 starts) during his three years (2012-14) at California and finished his career with 163 receipts. for 2,030 yds. and 13 TDs. As a junior in 2014, played in 12 games (9 starts) and totaled 52 receipts. for 634 yds. and a career-high 6 TDs. In 2013, recorded career highs of 70 receipts. for 852 yds. and tied for the team lead with 5 TD receipts. as a sophomore. As a true freshman, ranked second on the team with 41 receipts. for 544 yds. and 2 TDs in 2012.

PERSONAL

- Attended Crespi Carmelite (Encino, CA) HS, where he registered 37 receipts. for 846 yds. and 14 TDs to lead the Serra League in receiving as a senior in 2011. Recorded 63 receipts. for 1,003 yds. and 7 TDs as a junior to rank second in the conference in receiving during the 2010 season.
- Born Christopher James Harper (12/7/93) in Northridge, CA.

HARPER'S GAME-BY-GAME

2015 (New England)

| Date | Opp | W/L | P/S | Rec | Yds | Avg | Lg | TD |
|--|--------|-----|------------|----------|----------|------------|----------|----------|
| Sep 10 | Pit | W | 1/0 | 0 | 0 | - | - | 0 |
| WAIVED BY NE ON 9/15 | | | | | | | | |
| SIGNED TO NE PRACTICE SQUAD ON 9/19 | | | | | | | | |
| PROMOTED TO NE ACTIVE ROSTER ON 11/17 | | | | | | | | |
| Nov 23 | Buf | W | 1/0 | 0 | 0 | - | - | 0 |
| Nov 29 | at Den | L | 1/0 | 0 | 0 | - | - | 0 |
| WAIVED BY NE ON 11/30 | | | | | | | | |
| SIGNED TO NE PRACTICE SQUAD ON 12/2 | | | | | | | | |
| PROMOTED TO NE ACTIVE ROSTER ON 12/26 | | | | | | | | |
| Dec 27 | at NYJ | L | 1/0 | 0 | 0 | - | - | 0 |
| Jan 3 | at Mia | L | 1/0 | 1 | 6 | 6.0 | 6 | 0 |
| TOTALS | | | 5/0 | 1 | 6 | 6.0 | 6 | 0 |

2015 Postseason (New England)

| Date | Opp | W/L | P/S | Rec | Yds | Avg | Lg | TD |
|---------------|--------|-----|------------|----------|----------|----------|----------|----------|
| Jan 16 | KC | W | - | - | INACTIVE | - | - | - |
| Jan 24 | at Den | L | - | - | INACTIVE | - | - | - |
| TOTALS | | | 0/0 | 0 | 0 | - | - | 0 |



DuJUAN HARRIS

32

POSITION RB | HEIGHT 5-7 | WEIGHT 206 | COLLEGE TROY

BORN 9.3.88 // BROOKSVILLE, FL // CENTRAL HS, BROOKSVILLE, FL
3RD YEAR // ACQUIRED FA IN '15

2016 HIGHLIGHTS

- Making his first start of the season vs. NO (11/6), rushed for 59 yds. on 10 carries and added 5 repts. for 83 yds. and 1 TD. The 142 total yds. from scrimmage were the second most of his career [153 yds. from scrimmage (67 yds. rushing, 86 rec. yds.) vs. StL (1/3/16)].
- Caught a 47-yd. TD pass from QB Colin Kaepernick vs. NO (11/6), marking the longest reapt. of his career and his first career receiving TD.
- With 83 rec. yds. vs. NO (11/6), combined with WR Quinton Patton (106 yds.), TE Vance McDonald (84 yds.) and TE Garrett Celek (76 yds.) to mark the first time in franchise history that the team had four players with 75 rec. yds.-or-more in a single game.

GOLDMINE

- Between his stints with Pittsburgh and Green Bay at the beginning of the 2012 season, Harris spent a week as a car salesman at the Chrysler Jeep Dodge Ram Arlington Dealer in Jacksonville, FL.
- Visited West Hernando Middle School to speak with the football team as a member of the Jacksonville Jaguars in 2011. Harris, a West Hernando alumni, spoke about the importance of eating healthy, building relationships and the importance of education. "Kids need someone to look up to," he said at the time. "I'm here to let them know there is hope and to keep their dreams alive."
- If it wasn't for football, Harris says he'd be helping others, specifically juveniles, because it means a lot to help someone get on the right path and it creates a positive example for kids.

HARRIS' GOLDEN NUGGET

- A six-year NFL veteran, Harris has seen regular season and postseason action with the Jacksonville Jaguars (2011), Green Bay Packers (2012-14), Seattle Seahawks (2015) and 49ers (2015-16).

HARRIS' GAME-BY-GAME

| 2016 | Date | Opp | W/L | P/S | Rsh | Yds | Avg | Lg | TD | Rec | Yds | TD |
|--|--------|-----|-----|------------|----------------|------------|------------|-----------|----------|----------|------------|----------|
| RELEASED BY SF ON 9/12 | | | | | | | | | | | | |
| Sep 12 | LA | W | - | - | NOT ON ROSTER | - | - | - | - | - | - | - |
| RE-SIGNED WITH SF ON 9/13 | | | | | | | | | | | | |
| Sep 18 | at Car | L | - | - | INACTIVE | - | - | - | - | - | - | - |
| Sep 25 | at Sea | L | - | - | INACTIVE | - | - | - | - | - | - | - |
| RELEASED BY SF ON 10/1 | | | | | | | | | | | | |
| Oct 2 | Dal | L | - | - | NOT ON ROSTER | - | - | - | - | - | - | - |
| SIGNED TO SF PRACTICE SQUAD ON 10/3 | | | | | | | | | | | | |
| Oct 6 | Arz | L | - | - | PRACTICE SQUAD | - | - | - | - | - | - | - |
| Oct 16 | at Buf | L | - | - | PRACTICE SQUAD | - | - | - | - | - | - | - |
| PROMOTED TO SF ACTIVE ROSTER ON 10/22 | | | | | | | | | | | | |
| Oct 23 | TB | L | 1/0 | 11 | 39 | 3.5 | 18 | 0 | 2 | 18 | 0 | |
| Nov 6 | NO | L | 1/1 | 10 | 59 | 5.9 | 19 | 0 | 5 | 83 | 1 | |
| Nov 13 | at Arz | L | 1/0 | 5 | 14 | 2.8 | 8 | 0 | 0 | 0 | 0 | |
| Nov 20 | NE | L | 1/0 | 4 | 4 | 1.0 | 2 | 0 | 0 | 0 | 0 | |
| Nov 27 | at Mia | L | 1/0 | 2 | 15 | 7.5 | 8 | 0 | 0 | 0 | 0 | |
| Dec 4 | at Chi | L | 1/0 | 2 | 8 | 4.0 | 9 | 0 | 0 | 0 | 0 | |
| Dec 11 | NYJ | | | | | | | | | | | |
| Dec 18 | at Atl | | | | | | | | | | | |
| Dec 24 | at LA | | | | | | | | | | | |
| Jan 1 | Sea | | | | | | | | | | | |
| TOTALS | | | | 6/1 | 34 | 139 | 4.1 | 19 | 0 | 7 | 101 | 1 |

HARRIS' CAREER STATISTICS

| YEAR | TEAM | GP | GS | ATT | RUSHING | | | | NO | RECEIVING | | | |
|---------------|--------|-----------|----------|------------|------------------------|------------|-----------|----------|-----------|------------|-------------|------------|----------|
| | | | | | YDS | AVG | LG | TD | | YDS | AVG | LG | TD |
| 2011 | JAX | 5 | 0 | 9 | 42 | 4.7 | 24 | 0 | 1 | 4 | 4.0 | 4 | 0 |
| 2012 | GB | 4 | 2 | 34 | 157 | 4.6 | 21 | 2 | 2 | 17 | 8.5 | 11 | 0 |
| 2013 | GB | – | – | – | INJURED RESERVE (Knee) | | | | – | – | – | – | – |
| 2014 | GB | 15 | 0 | 16 | 64 | 4.0 | 12 | 0 | 1 | 11 | 11.0 | 11 | 0 |
| 2015 | SEA/SF | 4 | 1 | 48 | 189 | 3.9 | 47 | 0 | 9 | 97 | 10.8 | 31 | 0 |
| 2016 | SF | 5 | 1 | 34 | 139 | 4.1 | 19 | 0 | 7 | 101 | 14.4 | 47t | 1 |
| TOTALS | | 33 | 4 | 141 | 591 | 4.2 | 47 | 2 | 20 | 230 | 11.5 | 47t | 1 |

PLAYOFFS

| YEAR | TEAM | GP | GS | ATT | RUSHING | | | | NO | RECEIVING | | | |
|---------------|------|----------|----------|-----------|------------|------------|------------|----------|----------|-----------|------------|-----------|----------|
| | | | | | YDS | AVG | LG | TD | | YDS | AVG | LG | TD |
| 2012 | GB | 2 | 2 | 28 | 100 | 3.6 | 18t | 2 | 7 | 64 | 9.1 | 16 | 0 |
| TOTALS | | 2 | 2 | 28 | 100 | 3.6 | 18t | 2 | 7 | 64 | 9.1 | 16 | 0 |

Additional Statistics:

Fumbles–Lost – 2–2: 1–1 in 2015; 1–1 in 2016

Special Teams Tackles – 1: 2014 (1)

Kick Returns – 37: 2011 (14); 2014 (22); 2016 (1)

Kick Return Yards – 782: 2011 (308); 2014 (456); 2016 (18)

Milestones:

NFL Debut: vs. SD (12/5/11); **First Start:** vs. Det. (12/9/12); **First Reception:** vs. Ind. (1/1/12 – 4–yd. pass from QB Blaine Gabbert); **First Rushing TD:** vs. Det. (12/9/12); **First Receiving TD:** vs. NO (11/6/16 – 47–yd. TD recept. from QB Colin Kaepernick)

HARRIS' CAREER HIGHS

Rushes: 18 at Bal. (12/13/15); Postseason – 17 vs. Min. (1/5/13)
Rushing Yards: 73 at Det. (12/27/15); Postseason – 53 at SF (1/12/13)
Long Rush: 47 vs. StL (1/3/16); Postseason – 18t vs. SF (1/12/13)
Rushing TDs: 1 (2 times) Last vs. Ten. (12/23/12); Postseason – 1 vs. SF (1/12/13)

Receptions: 8 vs. StL (1/3/16); Postseason – 5 vs. Min. (1/5/13)
Receiving Yards: 86 vs. StL (1/3/16); Postseason – 53 vs. Min. (1/5/13)
Receiving TDs: 1 vs. NO (11/6/16)
Long Reception: 31 vs. StL (1/3/16); Postseason – 16 vs. Min. (1/5/13)

HARRIS' TRANSACTIONS

Originally signed as an undrafted free agent by Jax. on 7/26/11...Released by Jax. on 9/3/11...Signed to Jax. practice squad on 9/4/11...Promoted to Jax. active roster on 11/30/11...Released by Jax. on 8/25/12...Signed off waivers by Pit. on 8/27/12...Released by Pit. on 8/31/12...Signed to GB practice squad on 10/24/12...Promoted to GB active roster on 12/1/12...Placed on the Injured Reserve List on 8/27/13...Signed with Min. on 3/20/15...Released by Min. on 9/5/15...Signed to NO practice squad on 9/14/15...Released by NO on 9/24/15...Signed to Sea. practice squad on 11/24/15...Promoted to Sea. active roster on 12/5/15...Released by Sea. on 12/15/15...Signed to Bal. practice squad on 12/17/15...Signed by SF on 12/22/15...Released by SF on 9/4/16...Re–signed with SF on 9/5/16...Released by SF on 9/12/16...Re–signed with SF on 9/13/16...Released by SF on 10/1/16...Signed to SF practice squad on 10/3/16...Promoted to SF active roster on 10/22/16.



GERALD HODGES

51

POSITION LB | HEIGHT 6-2 | WEIGHT 236 | COLLEGE PENN STATE

BORN 1.17.91 // PAULSBORO, NJ // PAULSBORO HS, PAULSBORO, NJ
4TH YEAR // ACQUIRED TR IN '15 - MIN

2016 HIGHLIGHTS

- Registered 10 tackles and a strip-sack of Panthers QB Cam Newton at Car. (9/18), marking the first full sack and FF of his career.
- Recovered a Seahawks TE Jimmy Graham fumble at Sea. (9/25), his first career FR.
- Intercepted Buccaneers QB Jameis Winston and returned it 21-yds. vs. TB (10/23), marking his second career INT and first as a member of the 49ers.
- Recorded 9 tackles and 1 INT at Arz. (11/13), intercepting Cardinals QB Carson Palmer for his third career INT.

GOLDMINE

- Hodges was one of the top high school wrestlers in New Jersey, advancing as far as the state semifinals during his junior year. He recognizes the grueling three-hour workouts in 115-degree gymnasiums for instilling mental toughness in him. Captain of the wrestling and track and field teams, he finished his junior wrestling season third in the state with a 40-1 record.
- As a freshman at Penn State, Hodges switched positions from safety to linebacker. In his new position group was current teammate NaVorro Bowman, a senior at the time, and Dallas Cowboys LB Sean Lee, both of whom he gives credit to for showing him the way. "I learned so much from NaVorro and Sean, seeing how they approached football, and studying film, you couldn't help but to follow in their footsteps."



HODGES' GOLDEN NUGGETS

- Acquired from the Minnesota Vikings on 10/6/15.
- Was teammates with LB NaVorro Bowman at Penn State in 2009.

HODGES' GAME-BY-GAME

2016

| Date | Opp | W/L | P/S | Tot | Sol | Ast | Sk | Yds | Int | Yds | PD | FF | FR | Yds | |
|---------------|--------|-----|-----|-------------|-----------|-----------|-----------|------------|------------|----------|-----------|----------|----------|----------|----------|
| Sep 12 | LA | W | 1/1 | 5 | 4 | 1 | 0.0 | 0.0 | 0 | 0 | 0 | 0 | 0 | 0 | |
| Sep 18 | at Car | L | 1/1 | 10 | 8 | 2 | 1.0 | 0.0 | 0 | 0 | 0 | 1 | 0 | 0 | |
| Sep 25 | at Sea | L | 1/1 | 6 | 5 | 1 | 0.0 | 0.0 | 0 | 0 | 0 | 0 | 1 | 1 | |
| Oct 2 | Dal | L | 1/0 | 0 | 0 | 0 | 0.0 | 0.0 | 0 | 0 | 0 | 0 | 0 | 0 | |
| Oct 6 | Arz | L | 1/0 | 2 | 1 | 1 | 0.0 | 0.0 | 0 | 0 | 0 | 0 | 0 | 0 | |
| Oct 16 | at Buf | L | 1/0 | 0 | 0 | 0 | 0.0 | 0.0 | 0 | 0 | 0 | 0 | 0 | 0 | |
| Oct 23 | TB | L | 1/1 | 10 | 6 | 4 | 0.0 | 0.0 | 1 | 21 | 1 | 0 | 0 | 0 | |
| Nov 6 | NO | L | 1/1 | 11 | 9 | 2 | 1.0 | 0.0 | 0 | 0 | 0 | 0 | 0 | 0 | |
| Nov 13 | at Arz | L | 1/1 | 9 | 6 | 3 | 0.0 | 0.0 | 1 | 6 | 1 | 0 | 0 | 0 | |
| Nov 20 | NE | L | 1/1 | 2 | 1 | 1 | 0.0 | 0.0 | 0 | 0 | 0 | 0 | 0 | 0 | |
| Nov 27 | at Mia | L | 1/1 | 5 | 2 | 3 | 0.0 | 0.0 | 0 | 0 | 0 | 0 | 0 | 0 | |
| Dec 4 | at Chi | L | 1/1 | 5 | 5 | 0 | 0.0 | 0.0 | 0 | 0 | 0 | 0 | 0 | 0 | |
| Dec 11 | NYJ | | | | | | | | | | | | | | |
| Dec 18 | at Atl | | | | | | | | | | | | | | |
| Dec 24 | at LA | | | | | | | | | | | | | | |
| Jan 1 | Sea | | | | | | | | | | | | | | |
| TOTALS | | | | 12/9 | 65 | 47 | 18 | 2.0 | 0.0 | 2 | 27 | 2 | 1 | 1 | 1 |

Special Teams Tackles: 3

HODGES' CAREER STATISTICS

| YEAR | TEAM | GP | GS | TACKLES | | | SACKS | YDS | INTERCEPTIONS | | | | FUMBLES | | | |
|---------------|--------|-----------|-----------|------------|------------|-----------|------------|------------|---------------|-----------|------------|----------|-----------|----------|----------|----------|
| | | | | TOT | SOL | AST | | | INT | YDS | LG | TD | PD | FF | FR | YDS |
| 2013 | MIN | 11 | 0 | 0 | 0 | 0 | 0.0 | 0.0 | 0 | 0 | – | 0 | 0 | 0 | 0 | 0 |
| 2014 | MIN | 14 | 7 | 73 | 53 | 20 | 0.5 | 2.0 | 1 | 27 | 27t | 1 | 7 | 0 | 0 | 0 |
| 2015 | MIN/SF | 14 | 7 | 70 | 47 | 23 | 0.0 | 0.0 | 0 | 0 | – | 0 | 1 | 0 | 0 | 0 |
| 2016 | SF | 12 | 9 | 65 | 47 | 18 | 2.0 | 0.0 | 2 | 27 | 21 | 0 | 2 | 1 | 1 | 1 |
| TOTALS | | 51 | 23 | 208 | 147 | 61 | 2.5 | 2.0 | 3 | 54 | 27t | 1 | 10 | 1 | 1 | 1 |

Additional Statistics:

Special Teams Tackles – 16: 2013 (9); 2014 (3); 2015 (1); 2016 (3)

Milestones:

NFL Debut: vs. Atl. (9/28/14); **First PD:** vs. Det. (10/12/14); **First Sack:** vs. Chi. (12/28/14 – QB Jay Cutler); **First INT:** vs. NYJ (12/7/14 – QB Geno Smith); **First INT Returned for a TD:** vs. NYJ (12/7/14 – QB Geno Smith – 27 yds.); **First FF:** at Car. (9/18/16 – QB Cam Newton); **First FR:** at Sea. (9/25/16 – TE Jimmy Graham)

HODGES' CAREER HIGHS

Total Tackles: 16 vs. StL (1/3/16)

Solo: 9 vs. NO (11/6/16)

Assists: 8 vs. StL (1/3/16)

Sacks: 1.0 (2 times) Last vs. NO (11/6/16)

Passes Defensed: 2 (3 times) Last at Det. (12/14/14)

Interceptions: 1 (3 times) Last at Arz. (11/13/16)

Interception Yards: 27t vs. NYJ (12/7/14)

Forced Fumbles: 1 at Car. (9/18/16)

Fumble Recoveries: 1 at Sea. (9/25/16)

HODGES' TRANSACTIONS

Originally drafted in the 4th round (120th overall) by Min. in 2013...Traded to SF on 10/6/15.



CARLOS HYDE

28

POSITION RB | HEIGHT 6-0 | WEIGHT 235 | COLLEGE OHIO STATE

BORN 9.20.90 // NAPLES, FL // NAPLES HS, NAPLES, FL
3RD YEAR // ACQUIRED D-2 IN '14

AWARDS & HONORS

2015: FedEx Ground Player of the Week (Week 1)

2016 HIGHLIGHTS

- Started all 10 games in which he's appeared in and set career highs in atts. (174), yds. (686), and TDs (6). He has also set career highs with 22 receipts. for 126 yds. and 1 TD.
- Rushed for 88 yds. and 2 TDs on 23 carries vs. LA (9/12). It marked his fourth and fifth career rushing TDs on opening day, the most among running backs over the last three seasons. It also marked his second career 2 TD game (9/14/15 vs. Min.)
- Registered 21 carries for 103 yds. and 2 TDs at Sea. (9/25), marking the second, 100-yd. rushing game and third 2-TD game of his career. Additionally, he registered a career-long 34-yd. run in the 4th Qtr.
- Recorded 15 carries for 74 yds. and 1 TD vs. Dal. (10/2), his fifth TD of the season and 12th of his career. It's the first time in his career he has recorded a rushing TD in back-to-back games [at Sea. (9/25) & vs. Dal. (10/2)].
- Rushed for 78 yds. and 1 TD on 22 carries vs. Arz. (10/6), marking the first time he has recorded a rushing TD in three consecutive games. He is the first member of the 49ers to have a rushing TD in three consecutive games since RB Frank Gore accomplished the feat in 2011 [12/11/11 at Arz.; 12/19/11 vs. Pit.; 12/24/11 at Sea.]. He also registered a career-high 6 receipts. for 36 yds.
- Registered 13 atts. for 65 rush yds. and 5 receipts. for 30 yds. and 1 TD at Mia. (11/27), hauling in an 11-yd. pass from QB Colin Kaepernick for the first TD receipt. of his NFL career.

GOLDMINE

- In August of 2016, Hyde partnered with the Boys & Girls Clubs of Silicon Valley on a new program that will run during the 2016 NFL season for fans to join Hyde in support of the Clubs' programs for kids. Fans can share in the success of Hyde and the 49ers offense through a unique, performance based campaign called Touchdowns for Kids. Fans pledge any dollar amount for every touchdown the 49ers score during the 2016 NFL season. At the end of each game, pledges turn into donations that directly benefit the youth that attend the clubs.



HYDE'S GOLDEN NUGGETS

- Played on the 2007 Naples state champion football team (Naples, FL). He also played basketball, ran track and mentored elementary school children.
- Hyde credits three people in particular for helping him achieve success. "I credit my mom, my grandmother and Bill Kramer, my high school coach. He is basically the one that got me on the right path. Coming from Cincinnati, I wasn't on the right track grade-wise. So, he got me on the right track and got me caught up with my grades." In addition to helping him with everything off the field, he is directly responsible for how Hyde lines up on the gridiron. "I was actually trying to play defense in high school and he let me play running back. He's just always been there for me."

HYDE'S GAME-BY-GAME

2016

| Date | Opp | W/L | P/S | Rsh | Yds | Avg | Lg | TD | Rec | Yds | TD | |
|---------------|--------|-----|-----|--------------|---------------------|------------|------------|-----------|----------|-----------|------------|----------|
| Sep 12 | LA | W | 1/1 | 23 | 88 | 3.8 | 18 | 2 | 2 | 5 | 0 | |
| Sep 18 | at Car | L | 1/1 | 14 | 34 | 2.4 | 8 | 0 | 3 | 18 | 0 | |
| Sep 25 | at Sea | L | 1/1 | 21 | 103 | 4.9 | 34 | 2 | 1 | 2 | 0 | |
| Oct 2 | Dal | L | 1/1 | 15 | 74 | 4.9 | 32 | 1 | 1 | 5 | 0 | |
| Oct 6 | Arz | L | 1/1 | 22 | 78 | 3.5 | 10 | 1 | 6 | 36 | 0 | |
| Oct 16 | at Buf | L | 1/1 | 14 | 52 | 3.7 | 15 | 0 | 0 | 0 | 0 | |
| Oct 23 | TB | L | - | - | INACTIVE (Shoulder) | | - | - | - | - | - | |
| Nov 6 | NO | L | - | - | INACTIVE (Shoulder) | | - | - | - | - | - | |
| Nov 13 | at Arz | L | 1/1 | 13 | 14 | 1.1 | 5 | 0 | 0 | 0 | 0 | |
| Nov 20 | NE | L | 1/1 | 19 | 86 | 4.5 | 13 | 0 | 3 | 24 | 0 | |
| Nov 27 | at Mia | L | 1/1 | 13 | 65 | 5.0 | 24 | 0 | 5 | 30 | 1 | |
| Dec 4 | at Chi | L | 1/1 | 20 | 92 | 4.6 | 12 | 0 | 1 | 6 | 0 | |
| Dec 11 | NYJ | | | | | | | | | | | |
| Dec 18 | at Atl | | | | | | | | | | | |
| Dec 24 | at LA | | | | | | | | | | | |
| Jan 1 | Sea | | | | | | | | | | | |
| TOTALS | | | | 10/10 | 174 | 686 | 3.9 | 34 | 6 | 22 | 126 | 1 |

GOLDMINE (CONTINUED)

- Hyde and the other members of the 49ers 2014 rookie draft class visited Oak Grove High School to launch the "49ers Mentorship Program." The program focuses on character development through mentorship and accountability. Hyde and his teammates spent the afternoon with the boy's varsity football team and taught them about the mentor/mentee relationship and the pros and cons of posting on social media.



- After spending his first year of high school in Cincinnati, Hyde moved to Naples, FL, to live with his grandparents. "It was definitely for the better. I was headed down the wrong route in Cincinnati. Moving to Naples got me on the right route and back into sports and I was fortunate enough to earn a scholarship." After scoring his first NFL touchdown against Dallas in Week 1 of the 2014 season, Hyde gave his grandmother, Irma Butler, the ball to commemorate the occasion.

HYDE'S CAREER STATISTICS

| YEAR | TEAM | GP | GS | ATT | RUSHING | | | | NO | RECEIVING | | | |
|---------------|------|-----------|-----------|------------|--------------|------------|-----------|-----------|-----------|------------|------------|-----------|----------|
| | | | | | YDS | AVG | LG | TD | | YDS | AVG | LG | TD |
| 2014 | SF | 14 | 0 | 83 | 333 | 4.0 | 28 | 4 | 12 | 68 | 5.7 | 16 | 0 |
| 2015 | SF | 7 | 7 | 115 | 470 | 4.1 | 22 | 3 | 11 | 53 | 4.8 | 10 | 0 |
| 2016 | SF | 10 | 10 | 174 | 686 | 3.9 | 34 | 6 | 22 | 126 | 5.7 | 13 | 1 |
| TOTALS | | 31 | 17 | 372 | 1,489 | 4.0 | 34 | 12 | 45 | 247 | 5.5 | 16 | 1 |

Additional Statistics:

Special Teams Tackles – 1: 2014 (1)

Kick Returns – 7: 2014 (7)

Kick Return Yards – 180: 2014 (180)

Fumbles–Lost – 4–2: 1–1 in 2014; 1–0 in 2015; 2–1 in 2016

Milestones:

NFL Debut: at Dal. (9/7/14); **First Start:** vs. Min. (9/14/15); **First Rushing TD:** at Dal. (9/7/14); **First Receiving TD:** at Mia. (11/27/16 – 11–yd. pass from QB Colin Kaepernick); **100–yd. Games:** 2, Last at Sea. (9/25/16); **2 TD Games:** 3, Last at Sea. (9/25/16)

HYDE'S CAREER HIGHS

Rushes: 26 vs. Min (9/14/15)

Rushing Yards: 168 vs. Min. (9/14/15)

Rushing TDs: 2 (3 times) Last at Sea. (9/25/16)

Long Rush: 34 at Sea. (9/25/16)

Receptions: 6 vs. Arz. (10/6/16)

Receiving Yards: 38 vs. Sea. (11/27/14)

Receiving TDs: 1 at Mia. (11/27/16)

HYDE'S TRANSACTIONS

Originally a 2nd–round (57th overall) draft choice by SF in 2014...Placed on the Injured Reserve List on 12/12/15.

JEROD-EDDIE'S CAREER STATISTICS

| YEAR | TEAM | GP | GS | TACKLES | | | | | INTERCEPTIONS | | | | | FUMBLES | | | |
|---------------|------|-----------|----------|------------|-----------|-----------|------------|------------|---------------|----------|----------|----------|----------|----------|----------|----------|----------|
| | | | | TOT | SOL | AST | SACKS | YDS | INT | YDS | LG | TD | PD | FF | FR | YDS | |
| 2012 | SF | 1 | 0 | 0 | 0 | 0 | 0.0 | 0.0 | 0 | 0 | – | 0 | 0 | 0 | 0 | 0 | 0 |
| 2013 | SF | 15 | 2 | 55 | 31 | 24 | 0.0 | 0.0 | 1 | 6 | 6 | 0 | 2 | 0 | 0 | 1 | 0 |
| 2014 | SF | 16 | 2 | 45 | 21 | 24 | 0.0 | 0.0 | 0 | 0 | – | 0 | 0 | 0 | 0 | 0 | 0 |
| 2015 | SF | 16 | 0 | 24 | 11 | 13 | 0.0 | 0.0 | 0 | 0 | – | 0 | 4 | 0 | 0 | 0 | 0 |
| 2016 | SF | 7 | 0 | 7 | 4 | 3 | 0.0 | 0.0 | 0 | 0 | – | 0 | 0 | 0 | 0 | 0 | 0 |
| TOTALS | | 55 | 4 | 131 | 67 | 64 | 0.0 | 0.0 | 1 | 6 | 6 | 0 | 6 | 0 | 0 | 1 | 0 |

Additional Statistics:

Kick Returns – 1: 2015 (1)

Kick Return Yards – 11: 2015 (11)

PLAYOFFS

| YEAR | TEAM | GP | GS | TACKLES | | | | | INTERCEPTIONS | | | | | FUMBLES | | | |
|---------------|------|----------|----------|-----------|----------|----------|------------|------------|---------------|----------|----------|----------|----------|----------|----------|----------|----------|
| | | | | TOT | SOL | AST | SACKS | YDS | INT | YDS | LG | TD | PD | FF | FR | YDS | |
| 2012 | SF | 0 | 0 | 0 | 0 | 0 | 0.0 | 0.0 | 0 | 0 | – | 0 | 0 | 0 | 0 | 0 | 0 |
| 2013 | SF | 3 | 0 | 12 | 8 | 4 | 0.5 | 3.0 | 0 | 0 | – | 0 | 0 | 0 | 0 | 0 | 0 |
| TOTALS | | 3 | 0 | 12 | 8 | 4 | 0.5 | 3.0 | 0 | 0 | – | 0 | 0 | 0 | 0 | 0 | 0 |

Milestones:

NFL Debut: vs. Arz. (12/30/12); **First Start:** at NO (11/17/13); **First FR:** at StL (9/26/13 – QB Sam Bradford); **First INT:** vs. Hou. (10/6/13 – QB Matt Schaub)

JEROD-EDDIE'S CAREER HIGHS

Total Tackles: 8 at Was. (11/25/13); Postseason – 5 at GB (1/5/14)

Solo: 6 at Was. (11/25/13); Postseason – 3 (2 times) Last at Sea. (1/19/14)

Assists: 4 vs. Ind. (9/22/13); Postseason – 3 at GB (1/5/14)

Sacks: Postseason – 0.5 at Car. (1/12/14)

Fumble Recoveries: 1 at StL (9/26/13)

Interceptions: 1 vs. Hou. (10/6/13)

Passes Defensed: 2 vs. Atl. (11/8/15)

JEROD-EDDIE'S TRANSACTIONS

Originally signed by SF as an undrafted free agent on 5/7/12...Released by SF on 8/31/12...Signed to SF practice squad on 9/1/12...Promoted to SF active roster on 12/28/12...Re-signed with SF on a one-year tender contract on 4/7/15... Re-signed with SF on a one-year tender contract on 4/4/16.



DONTAE JOHNSON


36

POSITION CB | HEIGHT 6-2 | WEIGHT 200 | COLLEGE NORTH CAROLINA STATE

BORN 12.1.91 // PENNINGTON, NJ // PENNINGTON PREP HS, PENNINGTON, NJ
3RD YEAR // ACQUIRED D-4B IN '14

GOLDMINE

- During the 2016 offseason, Johnson formed a special relationship with Will Randleman, a young man who suffered a traumatic neck injury while playing youth football in the Bay Area. Initially, Johnson was expecting his visit with Will to be a somber one. However, he was greeted by something unexpected. "He was in such amazing spirits. When I was talking to him, I saw his passion and love for football. We connected over that," said Johnson. When Johnson visits Will, the two talk about the injury, but also go much deeper into their friendship. "We're friends now. It's amazing that we've opened up to each other. I've honestly learned so much from him," Johnson continued. "His attitude has really made me cherish and value the opportunity that I have. I just want to help any way I can and let him know he's not fighting this alone."


- Hauling in 50 passes for 600 yards and 13 touchdowns is an impressive stat-line for a two-way player, which is exactly what Johnson was in high school. He split time as a receiver and defensive back during his time at Pennington Prep (NJ) High School. What made Johnson focus his attention on the defensive side of the ball moving forward? He credited a defensive mentality. Johnson said, "I was more of a physical player. Just the fact that I liked playing defense better. Playing basketball, I had a defensive mindset. So, I guess it just translated to football. I always had a defensive mindset."
- Johnson, a sports management and business administration major, spent the summer prior to his senior year as a sports marketing intern with French West Vaughan, a marketing/public relations firm based out of Raleigh, NC. During his internship, he worked with some high-profile athletes and clients which provided great experience. "I actually got to do a few things with MoGo, the flavored mouthpiece that [49ers QB] Colin [Kaepernick] wears. I did that and then I did a few things for [Cincinnati Bengals DT] Geno Atkins, getting him some suits for the ESPY's." Johnson believes if he weren't a professional football player, that he had found his calling in sports marketing. He said, "That was definitely something I would do. Just the interaction with players and businesses, I felt like that was cool."

JOHNSON'S GOLDEN NUGGET

- When he got the call that he was being drafted by the 49ers, San Francisco's 2014 first-round draft pick DB Jimmie Ward was one of the first phone calls that he received to congratulate him and tell him how excited he was that the two were going to be teammates. Ward and Johnson were roommates at the 2014 Senior Bowl.

JOHNSON'S GAME-BY-GAME

2016

| Date | Opp | W/L | P/S | Tot | Sol | Ast | Sk | Yds | Int | Yds | PD | FF | FR | Yds | |
|---------------|--------|-----|-----|-------------|----------|----------|----------|------------|------------|----------|----------|----------|----------|----------|----------|
| Sep 12 | LA | W | 1/0 | 1 | 1 | 0 | 0.0 | 0.0 | 0 | 0 | 1 | 0 | 0 | 0 | |
| Sep 18 | at Car | L | 1/0 | 0 | 0 | 0 | 0.0 | 0.0 | 0 | 0 | 0 | 0 | 0 | 0 | |
| Sep 25 | at Sea | L | 1/0 | 0 | 0 | 0 | 0.0 | 0.0 | 0 | 0 | 0 | 0 | 0 | 0 | |
| Oct 2 | Dal | L | 1/0 | 0 | 0 | 0 | 0.0 | 0.0 | 0 | 0 | 0 | 0 | 0 | 0 | |
| Oct 6 | Arz | L | 1/0 | 0 | 0 | 0 | 0.0 | 0.0 | 0 | 0 | 0 | 0 | 0 | 0 | |
| Oct 16 | at Buf | L | 1/0 | 0 | 0 | 0 | 0.0 | 0.0 | 0 | 0 | 0 | 0 | 0 | 0 | |
| Oct 23 | TB | L | 1/0 | 0 | 0 | 0 | 0.0 | 0.0 | 0 | 0 | 0 | 0 | 0 | 0 | |
| Nov 6 | NO | L | 1/0 | 0 | 0 | 0 | 0.0 | 0.0 | 0 | 0 | 0 | 0 | 0 | 0 | |
| Nov 13 | at Arz | L | 1/0 | 1 | 1 | 0 | 0.0 | 0.0 | 0 | 0 | 0 | 0 | 0 | 0 | |
| Nov 20 | NE | L | 1/0 | 0 | 0 | 0 | 0.0 | 0.0 | 0 | 0 | 0 | 0 | 0 | 0 | |
| Nov 27 | at Mia | L | 1/0 | 2 | 1 | 1 | 0.0 | 0.0 | 0 | 0 | 0 | 0 | 0 | 0 | |
| Dec 4 | at Chi | L | 1/0 | 0 | 0 | 0 | 0.0 | 0.0 | 0 | 0 | 0 | 0 | 0 | 0 | |
| Dec 11 | NYJ | | | | | | | | | | | | | | |
| Dec 18 | at Atl | | | | | | | | | | | | | | |
| Dec 24 | at LA | | | | | | | | | | | | | | |
| Jan 1 | Sea | | | | | | | | | | | | | | |
| TOTALS | | | | 12/0 | 4 | 3 | 1 | 0.0 | 0.0 | 0 | 0 | 1 | 0 | 0 | 0 |

Special Teams Tackles: 4

JOHNSON'S CAREER STATISTICS

| YEAR | TEAM | GP | GS | TACKLES | | | SACKS | YDS | INT | YDS | INTERCEPTIONS | | PD | FUMBLES | | |
|---------------|------|-----------|----------|-----------|-----------|-----------|------------|------------|----------|-----------|---------------|----------|-----------|----------|----------|----------|
| | | | | TOT | SOL | AST | | | | | LG | TD | | FF | FR | YDS |
| 2014 | SF | 16 | 3 | 31 | 19 | 12 | 0.0 | 0.0 | 1 | 20 | 20t | 0 | 6 | 0 | 0 | 0 |
| 2015 | SF | 16 | 3 | 31 | 23 | 8 | 0.0 | 0.0 | 0 | 0 | – | 0 | 5 | 0 | 0 | 0 |
| 2016 | SF | 12 | 0 | 4 | 3 | 1 | 0.0 | 0.0 | 0 | 0 | – | 0 | 1 | 0 | 0 | 0 |
| TOTALS | | 44 | 6 | 66 | 45 | 21 | 0.0 | 0.0 | 1 | 20 | 20t | 0 | 12 | 0 | 0 | 0 |

Additional Statistics:

Special Teams Tackles – 16: 2014 (6); 2015 (6); 2016 (4)

Special Teams Fumble Recoveries – 2: 2015 (2)

Blocked Field Goals – 1: 2015 (1)

Punt Returns – 1: 2016 (1)

Punt Return Yards – 25: 2016 (25)

Milestones:

NFL Debut: at Dal. (9/7/14); **First Start:** at Sea. (12/14/14); **First INT:** at StL (10/13/14 – QB Austin Davis); **First INT Returned for a TD:** at StL (10/13/14 – QB Austin Davis – 20 yds.)

JOHNSON'S CAREER HIGHS

Total Tackles: 7 (3 times) Last vs. Atl. (11/8/15)

Solo: 6 vs. Atl. (11/8/15)

Assists: 3 vs. Arz. (12/28/14)

Interceptions: 1 at StL (10/13/14)

Passes Defensed: 2 (3 times) Last vs. Atl. (11/8/15)

JOHNSON'S TRANSACTIONS

Originally the second of two 4th-round (129th overall) draft choices by SF in 2014.

JONES' CAREER STATISTICS

| YEAR | TEAM | GP | GS | TACKLES | | | | | INTERCEPTIONS | | | | | FUMBLES | | | |
|--------|--------|----|----|--------------------------------------|-----|-----|-------|------|---------------|-----|----|----|----|---------|----|-----|---|
| | | | | TOT | SOL | AST | SACKS | YDS | INT | YDS | LG | TD | PD | FF | FR | YDS | |
| 2013 | NE | 13 | 11 | 56 | 39 | 17 | 6.0 | 42.0 | 0 | 0 | – | 0 | 0 | 0 | 0 | 0 | 0 |
| 2014 | NE | 15 | 12 | 27 | 17 | 10 | 3.0 | 17.5 | 0 | 0 | – | 0 | 0 | 0 | 0 | 0 | 0 |
| 2015 | NE | – | – | RESERVE/PHYSICALLY UNABLE TO PERFORM | | | | | | | | | | | | | |
| 2016 | MIA/SF | 9 | 2 | 12 | 8 | 4 | 0.0 | 0.0 | 0 | 0 | – | 0 | 0 | 0 | 0 | 0 | 0 |
| TOTALS | | 37 | 25 | 95 | 64 | 31 | 9.0 | 59.5 | 0 | 0 | – | 0 | 0 | 0 | 0 | 0 | 0 |

PLAYOFFS

| YEAR | TEAM | GP | GS | TACKLES | | | | | INTERCEPTIONS | | | | | FUMBLES | | | |
|--------|------|----|----|---------|-----|-----|-------|-----|---------------|-----|----|----|----|---------|----|-----|---|
| | | | | TOT | SOL | AST | SACKS | YDS | INT | YDS | LG | TD | PD | FF | FR | YDS | |
| 2013 | NE | 2 | 2 | 7 | 5 | 2 | 1.0 | 5.0 | 0 | 0 | – | 0 | 0 | 0 | 0 | 0 | 0 |
| 2014 | NE | 2 | 0 | 2 | 1 | 1 | 0.0 | 0.0 | 0 | 0 | – | 0 | 0 | 0 | 0 | 0 | 0 |
| TOTALS | | 4 | 2 | 9 | 6 | 3 | 1.0 | 5.0 | 0 | 0 | – | 0 | 0 | 0 | 0 | 0 | 0 |

Additional Statistics:

Blocked Field Goal – 1: 2014 (1)

Milestones:

NFL Debut: at Atl. (9/29/13); **First Start:** vs. NO (10/13/13); **First Sack:** at Cin. (10/6/13 – QB Andy Dalton); **First Blocked FG:** vs. NYJ (10/16/14)

JONES' CAREER HIGHS

Total Tackles: 10 vs. Den. (11/24/13); Playoffs – 4 vs. Ind. (1/11/14)

Assists: 4 at NYJ (10/20/13); Playoffs – 2 vs. Ind. (1/11/14)

Solo: 7 vs. Den. (11/24/13); Playoffs – 3 at Den. (1/19/14)

Sacks: 2.0 at NYJ (10/20/13); Playoffs – 1.0 vs. Ind. (1/11/14)

JONES' TRANSACTIONS

Originally a 6th–round (198th overall) draft choice by Hou. in 2013...Waived by Hou. on 8/31/13...Claimed off waivers by TB on 9/1/13...Waived by TB on 9/10/13...Claimed off waivers by NE on 9/11/13...Placed on the Physically Unable to Perform List on 9/1/15...Activated from the Physically Unable to Perform List on 2/8/16...Waived by NE on 4/15/16...Signed by Mia. on 4/18/16...Waived by Mia. on 9/3/16...Signed by Mia. on 9/14/16...Waived by Mia. on 11/7/16...Claimed off waivers by SF on 11/8/16.



COLIN Kaepernick

7

POSITION **QB** | HEIGHT **6-4** | WEIGHT **230** | COLLEGE **NEVADA**

BORN **11.3.87** // **TURLOCK, CA** // **PITMAN HS, TURLOCK, CA**
6TH YEAR // **ACQUIRED D-2 IN '11**

AWARDS & HONORS

2012: USA Today All-Joe Team

2013: USA Today All-Joe Team

2016 HIGHLIGHTS

- Completed 24 of 39 atts. for 398 yds., 2 TDs, 1 INT and a QB rating of 102.3 vs. NO (11/6), marking his sixth career 300-yd. passing game. His 398 yds. passing were the second most passing yds. in his career [412 yds. passing vs. GB (9/12/13)].
- In the first half vs. NO (11/6), completed 14 of 18 atts. for 286 yds., 2 TDs, 1 INT and a QB rating of 132.6. His 286 yds. marked the most passing yds. in any half of his career.

COLIN Kaepernick MOST PASSING YARDS IN A HALF

| Date | Opp. | Half | Comps. | Atts. | Yds. | TDs | INTs | QB Rating |
|----------------|---------------|------------|-----------|-----------|------------|----------|----------|--------------|
| 11/6/16 | vs. NO | 1st | 14 | 18 | 286 | 2 | 1 | 132.6 |
| 9/20/15 | at Pit. | 2nd | 22 | 31 | 274 | 2 | 0 | 119.6 |
| 9/8/13 | vs. GB | 2nd | 13 | 18 | 235 | 1 | 0 | 132.9 |
| 11/18/15 | vs. Bal. | 1st | 12 | 19 | 225 | 1 | 0 | 121.6 |
| 10/13/13 | vs. Arz. | 1st | 12 | 22 | 216 | 2 | 1 | 99.8 |

- With 286 passing yds. in the first half vs. NO (11/6), it marked the most passing yds. in the first half by the 49ers since 9/21/97 vs. Atl. (QB Steve Young - 14 of 19 for 287 yds., 2 TDs, 0 INTs and a QB rating of 150.7). It also marked the most passing yds. in any half by the 49ers since 12/5/99 at Cin. (QB Jeff Garcia - 21 for 31 for 307 yds., 3 TDs, 0 INTs and a QB rating of 132.1 in the second half).
- Passed for 210 yds. with 1 TD and added 55 yds. on 10 atts. and 1 TD on the ground at Arz. (11/13), his first rushing TD of the season.

Kaepernick's GOLDEN NUGGETS

- In 2016, Kaepernick and fellow 49ers participated in the 4th Annual "Against All Odds" golf tournament which raises money to benefit Camp Taylor. "It's a reality check every time I'm around these kids," said Kaepernick. "You have kids that go through so many different things, struggles that I have no idea about. They run around with smiles on their faces and having a good time. It helps me realize how blessed I've been. I feel very blessed to be around these kids and be their friend and try to help them out."
- Set the NFL record for single-game rushing yards by a quarterback (regular and postseason) with 181 vs. GB on 1/12/13.
- Became just the fourth quarterback in NFL history to win each of his first three playoff starts on the road (2012).
- In 2014, set career highs in passing attempts (478), completions (289), passing long (80t) and rushing yards (639).

2016 HIGHLIGHTS (CONTINUED)

- Completed 29 of 46 atts. for 293 yds., 3 TDs, 1 INT and a passer rating of 94.1. It marks the 5th time he has thrown for 3-or-more TDs in game during his career. Additionally, he rushed for 113 yds. on 10 atts., his second career 100-yd. game and the highest total rushing yds. by a QB in 2016.
- With 3 passing TDs and 113 yds. rushing at Mia. (11/27), Kaepernick became the 5th player since the NFL merger in 1970 to register 3 passing TDs and 100-or-more yds. rushing in a single game (Randall Cunningham - 11/4/90; Michael Vick - 12/19/10; Marcus Mariota - 12/6/15; Cam Newton - 12/20/15).

Kaepernick's GAME-BY-GAME

| 2016 | Date | Opp | W/L | P/S | Att | Cmp | Pct | Yds | TD | Int | Lg | Sk/Yds | Rtg | Rsh | Yds | TD | Total Net Yds. | Pct. Offense |
|---------------|--------|-----|-----|------------|------------|------------|-------------|--------------|-----------|----------|--------------|---------------|-------------|-----------|------------|----------|----------------|--------------|
| Sep 12 | LA | W | 1/0 | 0 | 0 | - | - | 0 | 0 | 0 | - | 0/0 | - | 0 | 0 | 0 | 0 | 0.0% |
| Sep 18 | at Car | L | - | - | - | - | - | - | - | - | DID NOT PLAY | - | - | - | - | - | - | - |
| Sep 25 | at Sea | L | - | - | - | - | - | - | - | - | DID NOT PLAY | - | - | - | - | - | - | - |
| Oct 2 | Dal | L | - | - | - | - | - | - | - | - | DID NOT PLAY | - | - | - | - | - | - | - |
| Oct 6 | Arz | L | - | - | - | - | - | - | - | - | DID NOT PLAY | - | - | - | - | - | - | - |
| Oct 16 | at Buf | L | 1/1 | 29 | 13 | 44.8 | 187 | 1 | 0 | 53t | 3/20 | 77.8 | 8 | 66 | 0 | 233 | 77.7% | |
| Oct 23 | TB | L | 1/1 | 34 | 16 | 47.1 | 143 | 1 | 1 | 24 | 4/30 | 56.4 | 9 | 84 | 0 | 197 | 72.2% | |
| Nov 6 | NO | L | 1/1 | 39 | 24 | 61.5 | 398 | 2 | 1 | 65t | 1/5 | 102.3 | 5 | 23 | 0 | 416 | 85.6% | |
| Nov 13 | at Arz | L | 1/1 | 30 | 17 | 56.7 | 210 | 1 | 0 | 45 | 3/12 | 89.6 | 10 | 55 | 1 | 253 | 90.0% | |
| Nov 20 | NE | L | 1/1 | 30 | 16 | 53.3 | 206 | 2 | 0 | 26 | 5/29 | 97.4 | 4 | 32 | 0 | 209 | 70.0% | |
| Nov 27 | at Mia | L | 1/1 | 46 | 29 | 63.0 | 296 | 3 | 1 | 35 | 2/14 | 94.1 | 10 | 113 | 0 | 395 | 83.2% | |
| Dec 4 | at Chi | L | 1/1 | 5 | 1 | 20.0 | 4 | 0 | 0 | 4 | 5/25 | 39.6 | 6 | 20 | 0 | -1 | 0.0% | |
| Dec 11 | NYJ | | | | | | | | | | | | | | | | | |
| Dec 18 | at Atl | | | | | | | | | | | | | | | | | |
| Dec 24 | at LA | | | | | | | | | | | | | | | | | |
| Jan 1 | Sea | | | | | | | | | | | | | | | | | |
| TOTALS | | | | 8/7 | 213 | 116 | 54.5 | 1,444 | 10 | 3 | 65t | 23/135 | 85.5 | 46 | 373 | 1 | 1,702 | 45.8% |

CAREER HIGHLIGHTS

- Kaepernick made his 25th career start against the Bears on 9/14/14. Among all current starting QBs in the NFL, Kaepernick's 18-7 (.720) record is the 5th best through the first 25 starts of a career.

HIGHEST WINNING PCT. IN A QUARTBACK'S FIRST 25 CAREER STARTS, ACTIVE QBs

| Player | Yards | TDs | Rating | Record | Pct. |
|----------------------------|--------------|-----------|-------------|-------------|-------------|
| 1. Ben Roethlisberger | 4,830 | 32 | 99.0 | 22-3 | .880 |
| 2t. Russell Wilson | 4,963 | 41 | 99.3 | 19-6 | .760 |
| Tony Romo | 6,766 | 52 | 98.1 | 19-6 | .760 |
| Philip Rivers | 5,131 | 32 | 87.0 | 19-6 | .760 |
| 5. Colin Kaepernick | 5,254 | 34 | 93.4 | 18-7 | .720 |

- In his first career postseason start, set the NFL single-game rushing record (regular season and playoffs) by a QB with 181 yds. vs. GB (1/12/13). It was also the 49ers single-game postseason rushing record.
- In just 6 career postseason games, Kaepernick has already notched the 2nd most rushing yds. by a QB in NFL postseason history.
- His 58-yd. run at Sea. (1/19/14) was the longest run by a QB in NFL postseason history, and was also the longest run by a 49ers QB in franchise history (regular season and playoffs).

MOST CAREER RUSHING YARDS BY A QB IN NFL POSTSEASON HISTORY

| Player | Gms. | Atts. | YDs. |
|----------------------------|----------|-----------|------------|
| 1. Steve Young | 20 | 96 | 594 |
| 2. Colin Kaepernick | 6 | 51 | 507 |
| 3. John Elway | 22 | 94 | 461 |
| 4. Roger Staubach | 19 | 76 | 432 |
| 5. Donovan McNabb | 16 | 72 | 422 |

QBs WITH 10,000-OR-MORE PASSING YARDS (FRANCHISE HISTORY)

| Player | Gms. | YDs. |
|----------------------------|-----------|---------------|
| 1. Joe Montana | 167 | 35,124 |
| 2. John Brodie | 201 | 31,548 |
| 3. Steve Young | 150 | 29,907 |
| 4. Jeff Garcia | 74 | 16,408 |
| 5. Y.A. Tittle | 112 | 16,016 |
| 6. Alex Smith | 80 | 14,280 |
| 7. Colin Kaepernick | 65 | 11,474 |

- Recorded the longest run by a QB in franchise history, sprinting for an 90-yd. TD vs. SD (12/20/14). It surpassed his two 50-yd. runs in consecutive weeks [at StL (12/2/12), TD vs. Mia. (12/9/12)].

- Set the 49ers franchise record for most passing yds. in a season opener, as he completed 27 of 39 atts. for 412 yds., 3 TDs and a QB rating of 129.4 vs. GB (9/8/13). The previous mark was set by QB Steve Young, who threw for 363 yds. vs. NYJ (9/6/98).
- Super Bowl XLVII marked his 10th NFL start. His 9 starts entering the game were the 3rd fewest for a starting QB entering a Super Bowl. (NYG Jeff Hostetler - 6; LAN Vince Ferragamo - 7).
- Kaepernick tallied 51 yds. rushing vs. Atl. (12/23) in Candlestick Park's final regular season game, becoming just the 3rd QB in franchise history to rush for 500 yds. in a single season.
- In 2014, Kaepernick rushed for a single-season franchise record 641 yds. He also holds the third-highest single-season total in franchise history (524 yds. in 2013).
- In 2013, Kaepernick (21) became the first 49ers QB to throw for 20+ TD passes in a season since 2002 (QB Jeff Garcia - 21).

MOST RUSHING YDS. BY A QB IN A SINGLE-SEASON IN FRANCHISE HISTORY

| Player | YDs. |
|-----------------------------------|------------|
| 1. Colin Kaepernick (2014) | 639 |
| 2. Steve Young (1992) | 537 |
| 3. Colin Kaepernick (2013) | 524 |
| 4. Bill Kilmer (1961) | 509 |
| 5. Billy Kilmer (1962) | 478 |

GOLDMINE

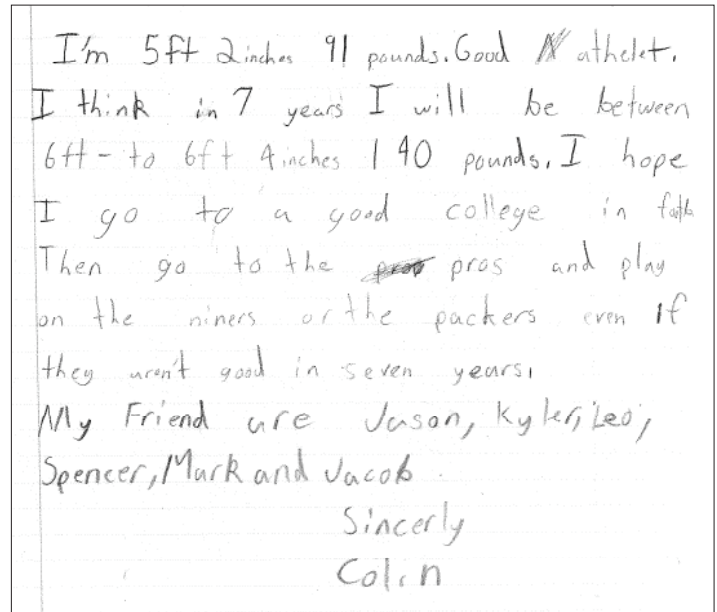
- In July of 2013, Kaepernick held the inaugural "Against All Odds" golf tournament at Del Rio Country Club in Modesto, CA, to benefit Camp Taylor, a camp for children with heart defects. The inaugural event raised over \$200,000 to assist children and their families through Camp Taylor. In 2015, Kaepernick and fellow 49ers participated in the 3rd Annual tournament which raised funds in excess of \$500,000. "It's a reality check every time I'm around these kids," said Kaepernick. "You have kids that go through so many different things, struggles that I have no idea about. They run around with smiles on their faces and having a good time. It helps me realize how blessed I've been. I feel very blessed to be around these kids and be their friend and try to help them out."



- Held the 2nd Annual Citi Colin Kaepernick Football ProCamp for boys and girls in grades 1-8 at St. Ignatius College Preparatory School in San Francisco. Throughout the camp, Kaepernick offered tips and instruction, highlighting the finer points of football. Campers were able to experience various stations specializing in fundamental football skills and participated in touch football games.
- In 2010, Kaepernick was drafted by the Chicago Cubs in the 2009 MLB Draft and was offered \$30,000 to go to Arizona for a month and throw a few bullpen sessions. Looking ahead to his senior season as Nevada's quarterback, he declined the offer saying, "What would that say about me as a leader of the team?"



- Even as a 4th grade student at Dutcher Elementary School in Turlock, CA, Kaepernick knew he was going to play for the 49ers. In a letter that students had to write to their future selves, despite his small stature at the time, he saw something special in himself. He wrote, "I'm 5-2, 91 lbs and a good athlete. I think in 7 years i will be between 6 ft. to 6-4, 140 lbs. I hope I go to a good college in football, then go to the pros and play on the Niners or the Packers, even if they aren't good in seven years."



- Kaepernick, along with teammate Torrey Smith, attended Cleveland Browns CB Joe Haden's Second Annual Joe Haden & Friends Celebrity Softball Game in June of 2015. Part of the proceeds went to the support of Special Olympics while the athlete's jerseys were auctioned off after the game to support local youth sports from the Lake Health Foundation, who sponsored the event. Kaepernick also participated in the event's home run derby and took time to visit with a terminally ill 14-year-old along with the signing of numerous autographs.
- During the holiday season of 2013, Kaepernick paid a surprise visit to families at the San Francisco Ronald McDonald House. Through the giving spirit, he donated an Xbox One to the house for kids of the house to enjoy. "I think there's something special about kids that's uplifting. You see how pure-hearted kids are," said Kaepernick. Following the donation, he spent time with the children, including friendly competition on the brand new console.
- One of Kaepernick's hobbies and favorite activities off the field is collecting and watching movies. "I own around 250 movies," said Kaepernick. His favorites are no surprise; action and comedy, specifically the movie Step Brothers. What might be a surprise to some people is that the 6-4, 250 lb QB also enjoys watching cartoons and Disney movies. "Some movies I own that most people wouldn't think I like are The Incredibles, Finding Nemo, Despicable Me and How To Train Your Dragon."



KAEPERNICK'S CAREER STATISTICS

| YEAR | TEAM | GP | GS | PASSING | | | | | | | | | | RUSHING | | | | |
|---------------|------|-----------|-----------|--------------|------------|-------------|---------------|-----------|-----------|------------|------------|------------|-------------|------------|--------------|------------|------------|-----------|
| | | | | ATT | CMP | PCT | YDS | TD | INT | LG | SK | LST | RTG | ATT | YDS | AVG | LG | TD |
| 2011 | SF | 3 | 0 | 5 | 3 | 60.0 | 35 | 0 | 0 | 19 | 0 | 0 | 81.3 | 2 | -2 | -1.0 | -1 | 0 |
| 2012 | SF | 13 | 7 | 218 | 136 | 62.4 | 1,814 | 10 | 3 | 57 | 16 | 112 | 98.3 | 63 | 415 | 6.6 | 50t | 5 |
| 2013 | SF | 16 | 16 | 416 | 243 | 58.4 | 3,197 | 21 | 8 | 64t | 39 | 231 | 91.6 | 92 | 524 | 5.7 | 28 | 4 |
| 2014 | SF | 16 | 16 | 478 | 289 | 60.5 | 3,369 | 19 | 10 | 80t | 52 | 344 | 86.4 | 104 | 639 | 6.1 | 90t | 1 |
| 2015 | SF | 9 | 8 | 244 | 144 | 59.0 | 1,615 | 6 | 5 | 76t | 28 | 166 | 78.5 | 45 | 256 | 5.7 | 14 | 1 |
| 2016 | SF | 8 | 7 | 213 | 116 | 54.5 | 1,444 | 10 | 3 | 65t | 23 | 135 | 85.5 | 52 | 393 | 7.6 | 29 | 1 |
| TOTALS | | 65 | 54 | 1,574 | 931 | 59.1 | 11,474 | 66 | 29 | 80t | 158 | 988 | 88.0 | 358 | 2,225 | 6.2 | 90t | 12 |

PLAYOFFS

| YEAR | TEAM | GP | GS | PASSING | | | | | | | | | | RUSHING | | | | |
|---------------|------|----------|----------|------------|-----------|-------------|--------------|----------|----------|-----------|-----------|-----------|-------------|-----------|------------|------------|-----------|----------|
| | | | | ATT | CMP | PCT | YDS | TD | INT | LG | SK | LST | RTG | ATT | YDS | AVG | LG | TD |
| 2011 | SF | 0 | 0 | 0 | 0 | - | 0 | 0 | 0 | 0 | 0 | 0 | - | 0 | 0 | - | - | 0 |
| 2012 | SF | 3 | 3 | 80 | 49 | 61.3 | 798 | 4 | 2 | 45 | 5 | 32 | 100.9 | 25 | 264 | 10.6 | 56t | 3 |
| 2013 | SF | 3 | 3 | 82 | 45 | 54.9 | 576 | 3 | 3 | 45t | 6 | 26 | 74.0 | 26 | 243 | 9.3 | 58 | 1 |
| TOTALS | | 6 | 6 | 162 | 94 | 58.0 | 1,374 | 7 | 5 | 45 | 11 | 58 | 87.3 | 51 | 507 | 9.9 | 58 | 4 |

Additional Statistics:

Fumbles-Lost: Regular Season – 34-14: 9-2 in 2012; 6-4 in 2013; 8-5 in 2014; 5-1 in 2015; 6-2 in 2016; **Postseason – 4-1:** 1-0 in 2012; 3-1 in 2013

Fumble Recoveries – 11: 2 in 2012; 2 in 2013; 3 in 2014; 2 in 2015; 2 in 2016

Milestones:

NFL Debut: at Phi. (10/2/11); **First Rushing TD:** at NYJ (9/30/12); **First Career Start:** vs. Chi. (11/19/12); **First Passing TD:** vs. Chi. (11/19/12 – 3-yd. pass to TE Vernon Davis); **300-yd. Passing Games:** 6, Last vs. NO (11/6/16 – 398 yds.); **400-yd. Passing Games:** 1, vs. GB (9/8/13 – 412 yds.); **100-yd. Rushing Games:** 2, Last at Mia. (11/27/16 – 113 yds.); **Reached 10,000 passing yds.:** at StL (11/1/15 – 10-yds. to WR Jerome Simpson)

KAEPERNICK'S CAREER HIGHS

Passes Attempted: Regular Season – 46 (2 times) Last at Mia. (9/20/15); Postseason – 31 vs. GB (1/12/13)

Completions: Regular Season – 33 at Pit. (9/20/15); Postseason – 17 vs. GB (1/12/13)

Completion Percentage: Regular Season – 78.3 (18 of 23) vs. Mia. (12/9/12); Postseason – 76.2 (16 of 21) at Atl. (1/20/13)

Passing Yards: Regular Season – 412 vs. GB (9/8/13); Postseason – 302 vs. Bal. (2/3/13)

Long Pass: Regular Season – 80t at StL (10/13/14); Postseason – 45 (2 times) Last at Car. (1/12/14)

QB Rating: Regular Season – 134.5 at Was. (11/25/13); Postseason – 127.7 at Atl. (1/20/13)

Passing Touchdowns: Regular Season – 4 at NE (12/16/12); Postseason – 2 vs. GB (1/12/13)

Rushes: Regular Season – 12 at Arz. (9/21/14); Postseason – 16 vs. GB (1/12/13)

Rushing Yards: Regular Season – 151 vs. SD (12/20/14); Postseason – 181 vs. GB (1/12/13)

Long Rush: Regular Season – 90t vs. SD (12/20/14); Postseason – 58 at Sea. (1/19/14)

Rushing Touchdowns: Regular Season – 2 at Jax. (10/27/13); Postseason – 2 vs. GB (1/12/13)

KAEPERNICK'S TRANSACTIONS

Originally a 2nd-round (36th overall) draft choice by SF in 2011...Signed a six-year contract extension through 2020 on 6/4/14...Placed on the Injured Reserve List on 11/21/15.



JEREMY KERLEY

17

POSITION WR | HEIGHT 5-9 | WEIGHT 188 | COLLEGE TEXAS CHRISTIAN

BORN 11.8.88 // HUTTO, TX // HUTTO HS, HUTTO, TX
6TH YEAR // ACQUIRED TR IN '16 - DET

2016 HIGHLIGHTS

- Led the team with 7 recepts. for 61 yds. in his 49ers debut vs. LA (9/12).
- Finished with 6 recepts. for 88 yds. and 1 TD vs. Dal. (10/2), a 33-yd. TD pass from QB Blaine Gabbert. The TD marked his first as a member of the 49ers.
- Tied a career high with 8 recepts. and finished with 102 rec. yds. vs. Arz. (10/6), his second career 100-yd. receiving game. He a TD recept. in consecutive games for the first time in his career.
- Recorded 7 recepts. for 71 yds. and 1 TD at Arz. (11/13), hauling in a 17-yd. TD pass from QB Colin Kaepernick.

KERLEY'S GOLDEN NUGGETS

- Played five seasons with the New York Jets (2011-15), and led the team with 182 recepts. for 2,225 yds. during his tenure.
- Became the first player in Jets history to record a receiving TD and a punt return TD in the same game when he accomplished the feat vs. Buf. (9/9/12).
- Annually hosts the Jeremy Kerley Football and Cheer Camp at his alma mater, Hutto High School.

GOLDMINE

- Beginning in 2014, Kerley has hosted the Jeremy Kerley Football and Cheer Camp at his alma mater Hutto High School each off-season. The camp, available to local youth from grades 1-12, offers instruction on football fundamentals in addition to teaching life skills. Proceeds from the clinic benefit the local YMCA's Annual Campaign, which provides scholarships to those in need.
- Launched his own website and apparel line, JK11, in 2015. "I'm really, really into fashion. It's something I'm dedicated to." To learn more, visit <http://jeremykerley.com/>.

KERLEY'S GAME-BY-GAME

| 2016 | | | | | | | | | | 2016 Returns | | | | | | | | | | | | | |
|---------------|--------|-----|--------------|-----------|------------|-------------|------------|----------|--|---------------|--------|----------|-----------|-------------|-----------|----------|-----------|-----------|------------|------------|-----------|----------|--|
| Date | Opp | W/L | P/S | Rec | Yds | Avg | Lg | TD | | Date | Opp | KR | Yds | Avg | Lg | TD | PR | FC | Yds | Avg | Lg | TD | |
| Sep 12 | LA | W | 1/1 | 7 | 61 | 8.7 | 18 | 0 | | Sep 12 | LA | 0 | 0 | - | - | 0 | 2 | 7 | 11 | 5.5 | 7 | 0 | |
| Sep 18 | at Car | L | 1/1 | 3 | 29 | 9.7 | 13 | 0 | | Sep 18 | at Car | 0 | 0 | - | - | 0 | 0 | 2 | 0 | - | - | 0 | |
| Sep 25 | at Sea | L | 1/1 | 2 | 24 | 12.0 | 20 | 0 | | Sep 25 | at Sea | 0 | 0 | - | - | 0 | 1 | 0 | 20 | 20.0 | 20 | 0 | |
| Oct 2 | Dal | L | 1/1 | 6 | 88 | 14.7 | 33t | 1 | | Oct 2 | Dal | 0 | 0 | - | - | 0 | 1 | 0 | 26 | 26.0 | 26 | 0 | |
| Oct 6 | Arz | L | 1/1 | 8 | 102 | 12.8 | 24 | 1 | | Oct 6 | Arz | 0 | 0 | - | - | 0 | 3 | 5 | 0 | 0.0 | 3 | 0 | |
| Oct 16 | at Buf | L | 1/1 | 2 | 12 | 6.0 | 7 | 0 | | Oct 16 | at Buf | 1 | 20 | 20.0 | 20 | 0 | 1 | 0 | 12 | 12.0 | 12 | 0 | |
| Oct 23 | TB | L | 1/0 | 2 | 15 | 7.5 | 8 | 0 | | Oct 23 | TB | 0 | 0 | - | - | 0 | 0 | 2 | 0 | - | - | 0 | |
| Nov 6 | NO | L | 1/1 | 3 | 22 | 7.3 | 17 | 0 | | Nov 6 | NO | 0 | 0 | - | - | 0 | 3 | 1 | 23 | 7.7 | 11 | 0 | |
| Nov 13 | at Arz | L | 1/1 | 7 | 71 | 10.1 | 24 | 1 | | Nov 13 | at Arz | 0 | 0 | - | - | 0 | 2 | 2 | 28 | 14.0 | 25 | 0 | |
| Nov 20 | NE | L | 1/1 | 0 | 0 | - | - | 0 | | Nov 20 | NE | 0 | 0 | - | - | 0 | 2 | 0 | 9 | 4.5 | 9 | 0 | |
| Nov 27 | at Mia | L | 1/1 | 2 | 24 | 12.0 | 18 | 0 | | Nov 27 | at Mia | 0 | 0 | - | - | 0 | 1 | 3 | 2 | 2.0 | 2 | 0 | |
| Dec 4 | at Chi | L | 1/1 | 1 | 18 | 18.0 | 18 | 0 | | Dec 4 | at Chi | 0 | 0 | - | - | 0 | 0 | 2 | 0 | - | - | 0 | |
| Dec 11 | NYJ | | | | | | | | | Dec 11 | NYJ | | | | | | | | | | | | |
| Dec 18 | at Atl | | | | | | | | | Dec 18 | at Atl | | | | | | | | | | | | |
| Dec 24 | at LA | | | | | | | | | Dec 24 | at LA | | | | | | | | | | | | |
| Jan 1 | Sea | | | | | | | | | Jan 1 | Sea | | | | | | | | | | | | |
| TOTALS | | | 12/11 | 43 | 466 | 10.8 | 33t | 3 | | TOTALS | | 1 | 20 | 20.0 | 20 | 0 | 16 | 24 | 131 | 8.2 | 26 | 0 | |

KERLEY'S CAREER STATISTICS

| YEAR | TEAM | GP | GS | RECEIVING | | | | | RUSHING | | | | |
|---------------|------|-----------|-----------|------------|--------------|-------------|-----------|-----------|-----------|------------|------------|-----------|----------|
| | | | | NO | YDS | AVG | LG | TD | ATT | YDS | AVG | LG | TD |
| 2011 | NYJ | 14 | 1 | 29 | 314 | 10.8 | 38 | 1 | 5 | 28 | 5.6 | 16 | 0 |
| 2012 | NYJ | 16 | 7 | 56 | 827 | 14.8 | 66 | 2 | 5 | 8 | 1.6 | 5 | 0 |
| 2013 | NYJ | 12 | 8 | 43 | 523 | 12.2 | 26 | 3 | 4 | 11 | 2.8 | 8 | 0 |
| 2014 | NYJ | 16 | 7 | 38 | 409 | 10.8 | 33 | 1 | 4 | 86 | 21.5 | 37 | 0 |
| 2015 | NYJ | 16 | 1 | 16 | 152 | 9.5 | 25 | 2 | 0 | 0 | – | – | 0 |
| 2016 | SF | 12 | 11 | 43 | 466 | 10.8 | 33t | 3 | 0 | 0 | – | – | 0 |
| TOTALS | | 86 | 35 | 225 | 2,691 | 12.0 | 66 | 12 | 18 | 133 | 7.4 | 37 | 0 |

| YEAR | TEAM | KICKOFF RETURNS | | | | | PUNT RETURNS | | | | | |
|---------------|------|-----------------|-----------|-------------|-----------|----------|--------------|------------|--------------|------------|------------|----------|
| | | NO | YDS | AVG | LG | TD | NO | FC | YDS | AVG | LG | TD |
| 2011 | NYJ | 1 | 15 | 15.0 | 15 | 0 | 29 | 16 | 317 | 10.9 | 53 | 0 |
| 2012 | NYJ | 0 | 0 | – | – | 0 | 19 | 36 | 208 | 10.9 | 68t | 1 |
| 2013 | NYJ | 1 | 19 | 19.0 | 19 | 0 | 13 | 5 | 115 | 8.8 | 24 | 0 |
| 2014 | NYJ | 1 | 12 | 12.0 | 12 | 0 | 25 | 13 | 199 | 8.0 | 41 | 0 |
| 2015 | NYJ | 0 | 0 | – | – | 0 | 48 | 19 | 411 | 8.6 | 58 | 0 |
| 2016 | SF | 1 | 20 | 20.0 | 20 | 0 | 16 | 24 | 129 | 8.2 | 26 | 0 |
| TOTALS | | 4 | 66 | 16.5 | 20 | 0 | 150 | 113 | 1,381 | 9.2 | 68t | 1 |

Additional Statistics:

Fumble-Lost – 13–5: 3–1 in 2011; 4–3 in 2012; 1–0 in 2014; 1–0 in 2015; 4–1 in 2016

Passing – 4–2–83–0–0 TDs: 2011 (1–1–41–0–0 TDs); 2012 (1–1–42–0–0 TDs); 2013 (1–0–0–0–0 TDs); 2014 (1–0–0–0–0 TDs)

Milestones:

NFL Debut: vs. Dal. (9/11/11); **First Start:** vs NE (11/13/11); **First Reception:** at NE (10/9/11 – 9–yd. TD pass from QB Mark Sanchez); **First TD Reception:** at NE (10/9/11 – 9–yd. TD pass from QB Mark Sanchez); **Reached 1,000 rec. yds:** vs. Arz. (12/2/12 – 19–yd. pass from QB Mark Sanchez); **Reached 2,000 rec. yds:** vs. NE (12/21/14 – 18–yd. pass from QB Geno Smith); **100–yd. Games:** 2, Last vs. Arz. (10/6/16 – 102 yds.)

KERLEY'S CAREER HIGHS

Receptions: 8 (2 times) Last vs. Arz. (10/6/16)
Receiving Yards: 120 at NE (10/21/12)
Receiving TDs: 1 (12 times) Last at Arz. (11/13/16)
Long Reception: 66 at Mia. (9/23/12)
Rushes: 2 (2 times) Last at Mia. (12/28/14)
Rushing Yards: 38 vs. Mia. (12/1/14)
Long Rush: 37 at GB (9/14/14)

Kick Returns: 1 (4 times) Last at Buf. (10/16/16)
Kick Return Yards: 20 at Buf. (10/16/16)
Long Kick Return: 20 at Buf. (10/16/16)
Punt Returns: 7 vs. Phi. (9/27/15)
Punt Return Yards: 96 vs. Mia. (11/29/15)
Punt Return TDs: 1 vs. Buf. (9/9/12)
Long Punt Return: 68t vs. Buf. (9/9/12)

KERLEY'S TRANSACTIONS

Originally drafted in the 5th round (153rd overall) by NYJ in the 2011 NFL Draft...Signed a four–year contract with NYJ through 2018 on 10/21/14...Waived by NYJ on 3/9/16...Signed a one–year deal with Det. on 3/21/16...Traded to SF on 8/29/16.

2015 (NEW YORK JETS)

- Appeared in all 16 games (1 start) for the third time in his career and registered 16 receipts. for 152 yds. and 2 TDs. Additionally, recorded 48 punt returns for a career-high 411 yds. (8.6 avg.).
- In his lone start of the season, registered 6 receipts. for 33 yds. and 1 TD vs. Phi. (9/27), a 7-yd. TD receipt. from QB Ryan Fitzpatrick.

2014 (NEW YORK JETS)

- Appeared in all 16 games (7 starts) and recorded 38 receipts. for 409 yds. and 1 TD along with 25 punt returns for 199 yds. on special teams.
- Notched a season-high 7 receipts. for 81 yds. and 1 TD vs. Chi. (9/22), a 19-yd. TD receipt. from QB Geno Smith.

2013 (NEW YORK JETS)

- Saw action in 12 games (8 starts) and led the team in receipts. (43) and rec. yds. (523) while registering a career-high 3 TDs.

2012 (NEW YORK JETS)

- Appeared in all 16 games (7 starts) for this first time in his career and set career highs with 56 receipts. for 827 yds. and 2 TDs. Additionally, registered 19 punt returns for 208 yds. (10.9 avg.) and 1 TD.
- Earned AFC Special Teams Player of the Week honors after becoming the only player in New York Jets history with a punt return touchdown and a touchdown reception in the same game vs. Buf. (9/9), when he registered a 12-yd. TD receipt. and a 66-yd. punt return TD.
- Registered a career-long 66-yd. receipt. and added his second TD receipt. of the season at Mia. (9/23).
- Recorded a career-high 120 yds. on 7 receipts. at NE (10/21).

2011 (NEW YORK JETS)

- Appeared in 14 games (1 start) during his rookie season and recorded 29 receipts. for 314 yds. and 1 TD. Additionally, registered 29 punt returns for 317 yds. (10.9 avg.).
- Recorded 3 receipts. for 35 yds. and the first TD of his NFL career at NE (10/9), a 9-yd. TD receipt. from QB Mark Sanchez.

COLLEGE

Appeared in 50 games (21 starts) during his four-year career at Texas Christian University (2011-14). Recorded 120 receipts. for 1,299 yds. and 12 TDs and added 63 rushing atts. for 306 yds. with eight TDs on the ground. Additionally, registered 94 punt returns for 1,299 yds. (13.8 avg.) with two TDs and 37 kickoff returns for 1,006 yds. (27.2 avg). As a senior, registered 56 receipts. for 575 yds. and 10 TDs and earned Mountain West Conference Special Teams Player of the Year as one of just two players in the nation to rank in the top 20 in punt returns and kickoff returns. In 2009, notched 44 receipts. for 532 yds. and 2 TDs and was named Mountain West Conference Special Teams Player of the Year with 60 punt returns for 563 yds. and 2 TDs. As a sophomore, recorded 11 receipts. for 95 yds. and 43 punt returns for 348 yds. to earn First-Team All-Mountain West Conference honors as a return specialist. As the only true freshman to see action on offense in 2007, registered 9 receipts. for 97 yds.

PERSONAL

- Majored in criminal justice at TCU.
- Attended Hutto (TX) HS, where he played QB as a senior and earned his District's Most Valuable Player honor for the second consecutive year.
- Married to Kristal Juarez, who was an All-American sprinter on TCU's track and field team in 2010.
- Born Jeremy Kerley (11/8/88) in Hutto, TX.

INJURY REPORT

2011: Inactive two games [at Den. (11/17) and vs. Buf.(11/27)] with a knee injury.

2013: Inactive at NE (9/12) with a concussion; Inactive three games [at Buf. (11/17), at Bal. (11/24) and vs. Mia. (12/1)] with an elbow injury.

KERLEY'S GAME-BY-GAME

2011 Receiving (New York Jets)

| Date | Opp | W/L | P/S | Rec | Yds | Avg | Lg | TD |
|---------------|--------|-----|-------------|-----------|------------|-----------------|-----------|----------|
| Sep 11 | Dal | W | 1/0 | 0 | 0 | — | — | 0 |
| Sep 18 | Jac | W | 1/0 | 0 | 0 | — | — | 0 |
| Sep 25 | at Oak | L | 1/0 | 0 | 0 | — | — | 0 |
| Oct 2 | at Bal | L | 1/0 | 0 | 0 | — | — | 0 |
| Oct 9 | at NE | L | 1/0 | 3 | 35 | 11.7 | 22 | 1 |
| Oct 17 | Mia | W | 1/0 | 2 | 18 | 9.0 | 14 | 0 |
| Oct 23 | SD | W | 1/0 | 4 | 29 | 7.3 | 10 | 0 |
| Nov 6 | at Buf | W | 1/0 | 4 | 23 | 5.8 | 9 | 0 |
| Nov 13 | NE | L | 1/1 | 4 | 79 | 19.8 | 38 | 0 |
| Nov 17 | at Den | L | — | — | — | INACTIVE (Knee) | — | — |
| Nov 27 | Buf | W | — | — | — | INACTIVE (Knee) | — | — |
| Dec 4 | at Was | W | 1/0 | 1 | 7 | 7.0 | 7 | 0 |
| Dec 11 | KC | W | 1/0 | 0 | 0 | — | — | 0 |
| Dec 18 | at Phi | L | 1/0 | 2 | 16 | 8.0 | 10 | 0 |
| Dec 24 | NYG | L | 1/0 | 5 | 36 | 7.2 | 10 | 0 |
| Jan 1 | at Mia | L | 1/0 | 4 | 71 | 17.8 | 30 | 0 |
| TOTALS | | | 14/1 | 29 | 314 | 10.8 | 38 | 1 |

2011 Returns (New York Jets)

| Date | Opp | KR | Yds | Avg | Lg | TD | PR | FC | Yds | Avg | Lg | TD |
|---------------|--------|----------|-----------|-------------|-----------|-----------------|-----------|-----------|------------|-------------|-----------|----------|
| Sep 11 | Dal | 0 | 0 | — | — | 0 | 3 | 1 | 13 | 4.3 | 7 | 0 |
| Sep 18 | Jac | 1 | 15 | 15.0 | 15 | 0 | 0 | 0 | 0 | — | — | 0 |
| Sep 25 | @Oak | 0 | 0 | — | — | 0 | 4 | 0 | 80 | 20.0 | 53 | 0 |
| Oct 2 | @Bal | 0 | 0 | — | — | 0 | 2 | 2 | 12 | 6.0 | 13 | 0 |
| Oct 9 | @NE | 0 | 0 | — | — | 0 | 2 | 1 | 20 | 10.0 | 13 | 0 |
| Oct 17 | Mia | 0 | 0 | — | — | 0 | 2 | 1 | 11 | 5.5 | 11 | 0 |
| Oct 23 | SD | 0 | 0 | — | — | 0 | 1 | 1 | 7 | 7.0 | 7 | 0 |
| Nov 6 | @Buf | 0 | 0 | — | — | 0 | 2 | 1 | 16 | 8.0 | 15 | 0 |
| Nov 13 | NE | 0 | 0 | — | — | 0 | 1 | 1 | 0 | 0.0 | 0 | 0 |
| Nov 17 | at Den | — | — | — | — | INACTIVE (Knee) | — | — | — | — | — | — |
| Nov 27 | Buf | — | — | — | — | INACTIVE (Knee) | — | — | — | — | — | — |
| Dec 4 | @Was | 0 | 0 | — | — | 0 | 1 | 1 | 0 | 0.0 | 0 | 0 |
| Dec 11 | KC | 0 | 0 | — | — | 0 | 3 | 2 | 42 | 14.0 | 26 | 0 |
| Dec 18 | @Phi | 0 | 0 | — | — | 0 | 2 | 1 | 16 | 8.0 | 8 | 0 |
| Dec 24 | NYG | 0 | 0 | — | — | 0 | 4 | 4 | 74 | 18.5 | 28 | 0 |
| Jan 1 | @Mia | 0 | 0 | — | — | 0 | 2 | 0 | 26 | 13.0 | 14 | 0 |
| TOTALS | | 1 | 15 | 15.0 | 15 | 0 | 29 | 16 | 317 | 10.9 | 53 | 0 |

2012 Receiving (New York Jets)

| Date | Opp | W/L | P/S | Rec | Yds | Avg | Lg | TD |
|---------------|--------|-----|-------------|-----------|------------|-------------|-----------|----------|
| Sep 9 | Buf | W | 1/0 | 4 | 45 | 11.3 | 21 | 1 |
| Sep 16 | at Pit | L | 1/0 | 2 | 67 | 33.5 | 45 | 0 |
| Sep 23 | at Mia | W | 1/0 | 2 | 73 | 36.5 | 66 | 1 |
| Sep 30 | SF | L | 1/0 | 2 | 12 | 6.0 | 8 | 0 |
| Oct 8 | Hou | L | 1/1 | 5 | 94 | 18.8 | 36 | 0 |
| Oct 14 | Ind | W | 1/0 | 3 | 24 | 8.0 | 11 | 0 |
| Oct 21 | at NE | L | 1/1 | 7 | 120 | 17.1 | 26 | 0 |
| Oct 28 | Mia | L | 1/1 | 5 | 43 | 8.6 | 12 | 0 |
| Nov 11 | at Sea | L | 1/1 | 5 | 57 | 11.4 | 43 | 0 |
| Nov 18 | at StL | W | 1/0 | 3 | 43 | 14.3 | 32 | 0 |
| Nov 22 | NE | L | 1/0 | 7 | 86 | 12.3 | 36 | 0 |
| Dec 2 | Arz | W | 1/1 | 3 | 37 | 12.3 | 19 | 0 |
| Dec 9 | at Jac | W | 1/0 | 4 | 27 | 6.8 | 12 | 0 |
| Dec 17 | at Ten | L | 1/0 | 1 | 11 | 11.0 | 11 | 0 |
| Dec 23 | SD | L | 1/1 | 0 | 0 | — | — | 0 |
| Dec 30 | at Buf | L | 1/1 | 3 | 88 | 29.3 | 40 | 0 |
| TOTALS | | | 16/7 | 56 | 827 | 14.8 | 66 | 2 |

2012 Returns (New York Jets)

| Date | Opp | KR | Yds | Avg | Lg | TD | PR | FC | Yds | Avg | Lg | TD |
|---------------|------|----------|----------|----------|----------|----------|-----------|-----------|------------|-------------|------------|----------|
| Sep 9 | Buf | 0 | 0 | — | — | 0 | 1 | 0 | 68 | 68.0 | 68t | 1 |
| Sep 16 | @Pit | 0 | 0 | — | — | 0 | 3 | 1 | 6 | 2.0 | 3 | 0 |
| Sep 23 | @Mia | 0 | 0 | — | — | 0 | 3 | 0 | 45 | 15.0 | 18 | 0 |
| Sep 30 | SF | 0 | 0 | — | — | 0 | 0 | 0 | 0 | — | — | 0 |
| Oct 8 | Hou | 0 | 0 | — | — | 0 | 0 | 3 | 0 | — | — | 0 |
| Oct 14 | Ind | 0 | 0 | — | — | 0 | 0 | 1 | 0 | — | — | 0 |
| Oct 21 | @NE | 0 | 0 | — | — | 0 | 3 | 3 | 22 | 7.3 | 13 | 0 |
| Oct 28 | Mia | 0 | 0 | — | — | 0 | 0 | 2 | 0 | — | — | 0 |
| Nov 11 | @Sea | 0 | 0 | — | — | 0 | 2 | 4 | 6 | 3.0 | 6 | 0 |
| Nov 18 | @StL | 0 | 0 | — | — | 0 | 0 | 0 | 0 | — | — | 0 |
| Nov 22 | NE | 0 | 0 | — | — | 0 | 0 | 0 | 0 | — | — | 0 |
| Dec 2 | Arz | 0 | 0 | — | — | 0 | 2 | 6 | 17 | 8.5 | 14 | 0 |
| Dec 9 | @Jac | 0 | 0 | — | — | 0 | 2 | 5 | 18 | 9.0 | 11 | 0 |
| Dec 17 | @Ten | 0 | 0 | — | — | 0 | 1 | 6 | 7 | 7.0 | 7 | 0 |
| Dec 23 | SD | 0 | 0 | — | — | 0 | 2 | 2 | 19 | 9.5 | 20 | 0 |
| Dec 30 | @Buf | 0 | 0 | — | — | 0 | 0 | 3 | 0 | — | — | 0 |
| TOTALS | | 0 | 0 | — | — | 0 | 19 | 36 | 208 | 10.9 | 68t | 1 |

2013 Receiving (New York Jets)

| Date | Opp | W/L | P/S | Rec | Yds | Avg | Lg | TD |
|---------------|--------|-----|-------------|-----------|------------|-----------------------|-----------|----------|
| Sep 8 | TB | W | 1/1 | 3 | 45 | 15.0 | 26 | 0 |
| Sep 12 | at NE | L | — | — | — | INACTIVE (Concussion) | — | — |
| Sep 22 | Buf | W | 1/0 | 2 | 25 | 12.5 | 18 | 0 |
| Sep 29 | at Ten | L | 1/0 | 4 | 65 | 16.3 | 23 | 0 |
| Oct 7 | at Atl | W | 1/0 | 5 | 68 | 13.6 | 21 | 1 |
| Oct 13 | Pit | L | 1/1 | 2 | 19 | 9.5 | 10 | 0 |
| Oct 20 | NE | W | 1/1 | 8 | 97 | 12.1 | 22 | 1 |
| Oct 27 | at Cin | L | 1/1 | 3 | 27 | 9.0 | 14 | 0 |
| Nov 3 | NO | W | 1/1 | 1 | 1 | 1.0 | 1 | 0 |
| Nov 17 | at Buf | L | — | — | — | INACTIVE (Elbow) | — | — |
| Nov 24 | at Bal | L | — | — | — | INACTIVE (Elbow) | — | — |
| Dec 1 | Mia | L | — | — | — | INACTIVE (Elbow) | — | — |
| Dec 8 | Oak | W | 1/1 | 4 | 41 | 10.3 | 25t | 1 |
| Dec 15 | at Car | L | 1/0 | 1 | 25 | 25.0 | 25 | 0 |
| Dec 22 | Cle | W | 1/1 | 5 | 70 | 14.0 | 22 | 0 |
| Dec 29 | at Mia | W | 1/1 | 5 | 40 | 8.0 | 12 | 0 |
| TOTALS | | | 12/8 | 43 | 523 | 12.2 | 26 | 3 |

2013 Returns (New York Jets)

| Date | Opp | KR | Yds | Avg | Lg | TD | PR | FC | Yds | Avg | Lg | TD |
|---------------|--------|----------|-----------|-------------|-----------|-----------------------|-----------|----------|------------|------------|-----------|----------|
| Sep 8 | TB | 1 | 19 | 19.0 | 19 | 0 | 1 | 1 | 9 | 9.0 | 9 | 0 |
| Sep 12 | at NE | — | — | — | — | INACTIVE (Concussion) | — | — | — | — | — | — |
| Sep 22 | Buf | 0 | 0 | — | — | 0 | 3 | 1 | 18 | 6.0 | 12 | 0 |
| Sep 29 | @Ten | 0 | 0 | — | — | 0 | 2 | 3 | 7 | 3.5 | 5 | 0 |
| Oct 7 | @Atl | 0 | 0 | — | — | 0 | 2 | 0 | 29 | 14.5 | 24 | 0 |
| Oct 13 | Pit | 0 | 0 | — | — | 0 | 4 | 0 | 45 | 11.3 | 13 | 0 |
| Oct 20 | NE | 0 | 0 | — | — | 0 | 0 | 0 | 0 | — | — | 0 |
| Oct 27 | @Cin | 0 | 0 | — | — | 0 | 0 | 0 | 0 | — | — | 0 |
| Nov 3 | NO | 0 | 0 | — | — | 0 | 0 | 0 | 0 | — | — | 0 |
| Nov 17 | at Buf | — | — | — | — | INACTIVE (Elbow) | — | — | — | — | — | — |
| Nov 24 | at Bal | — | — | — | — | INACTIVE (Elbow) | — | — | — | — | — | — |
| Dec 1 | Mia | — | — | — | — | INACTIVE (Elbow) | — | — | — | — | — | — |
| Dec 8 | Oak | 0 | 0 | — | — | 0 | 0 | 0 | 0 | — | — | 0 |
| Dec 15 | @Car | 0 | 0 | — | — | 0 | 0 | 0 | 0 | — | — | 0 |
| Dec 22 | Cle | 0 | 0 | — | — | 0 | 0 | 0 | 0 | — | — | 0 |
| Dec 29 | @Mia | 0 | 0 | — | — | 0 | 1 | 0 | 7 | 7.0 | 7 | 0 |
| TOTALS | | 1 | 19 | 19.0 | 19 | 0 | 13 | 5 | 115 | 8.8 | 24 | 0 |

KERLEY'S GAME-BY-GAME

2014 Receiving (New York Jets)

| Date | Opp | W/L | P/S | Rec | Yds | Avg | Lg | TD |
|---------------|--------|-----|-------------|-----------|------------|-------------|-----------|----------|
| Sep 7 | Oak | W | 1/0 | 5 | 38 | 7.6 | 19 | 0 |
| Sep 14 | at GB | L | 1/1 | 3 | 22 | 7.3 | 13 | 0 |
| Sep 22 | Chi | L | 1/1 | 7 | 81 | 11.6 | 19t | 1 |
| Sep 28 | Det | L | 1/0 | 1 | 3 | 3.0 | 3 | 0 |
| Oct 5 | at SD | L | 1/0 | 3 | 24 | 8.0 | 11 | 0 |
| Oct 12 | Den | L | 1/1 | 1 | 4 | 4.0 | 4 | 0 |
| Oct 16 | at NE | L | 1/1 | 2 | 29 | 14.5 | 16 | 0 |
| Oct 26 | Buf | L | 1/0 | 2 | 25 | 12.5 | 16 | 0 |
| Nov 2 | at KC | L | 1/0 | 2 | 11 | 5.5 | 7 | 0 |
| Nov 9 | Pit | W | 1/1 | 0 | 0 | - | - | 0 |
| Nov 24 | at Buf | L | 1/0 | 5 | 66 | 13.2 | 28 | 0 |
| Dec 1 | Mia | L | 1/0 | 1 | 2 | 2.0 | 2 | 0 |
| Dec 7 | at Min | L | 1/0 | 2 | 17 | 8.5 | 17 | 0 |
| Dec 14 | at Ten | W | 1/0 | 0 | 0 | - | - | 0 |
| Dec 21 | NE | L | 1/1 | 3 | 54 | 18.0 | 25 | 0 |
| Dec 28 | at Mia | W | 1/1 | 1 | 33 | 33.0 | 33 | 0 |
| TOTALS | | | 16/7 | 38 | 409 | 10.8 | 33 | 1 |

2014 Returns (New York Jets)

| Date | Opp | KR | Yds | Avg | Lg | TD | PR | FC | Yds | Avg | Lg | TD |
|---------------|------|----------|-----------|-------------|-----------|----------|-----------|-----------|------------|------------|-----------|----------|
| Sep 7 | Oak | 0 | 0 | - | - | 0 | 0 | 0 | 0 | - | - | 0 |
| Sep 14 | @GB | 0 | 0 | - | - | 0 | 0 | 0 | 0 | - | - | 0 |
| Sep 22 | Chi | 0 | 0 | - | - | 0 | 2 | 2 | 10 | 5.0 | 10 | 0 |
| Sep 28 | Det | 0 | 0 | - | - | 0 | 0 | 0 | 0 | - | - | 0 |
| Oct 5 | @SD | 0 | 0 | - | - | 0 | 0 | 0 | 0 | - | - | 0 |
| Oct 12 | Den | 0 | 0 | - | - | 0 | 0 | 0 | 0 | - | - | 0 |
| Oct 16 | @NE | 0 | 0 | - | - | 0 | 0 | 0 | 0 | - | - | 0 |
| Oct 26 | Buf | 0 | 0 | - | - | 0 | 2 | 2 | 2 | 1.0 | 2 | 0 |
| Nov 2 | @KC | 0 | 0 | - | - | 0 | 1 | 2 | 3 | 3.0 | 3 | 0 |
| Nov 9 | Pit | 1 | 12 | 12.0 | 12 | 0 | 2 | 0 | 16 | 8.0 | 13 | 0 |
| Nov 24 | @Buf | 0 | 0 | - | - | 0 | 3 | 1 | 42 | 14.0 | 41 | 0 |
| Dec 1 | Mia | 0 | 0 | - | - | 0 | 3 | 1 | 14 | 4.7 | 9 | 0 |
| Dec 7 | @Min | 0 | 0 | - | - | 0 | 2 | 0 | 13 | 6.5 | 13 | 0 |
| Dec 14 | @Ten | 0 | 0 | - | - | 0 | 3 | 3 | 23 | 7.7 | 20 | 0 |
| Dec 21 | NE | 0 | 0 | - | - | 0 | 3 | 1 | 35 | 11.7 | 14 | 0 |
| Dec 28 | @Mia | 0 | 0 | - | - | 0 | 4 | 1 | 41 | 10.3 | 12 | 0 |
| TOTALS | | 1 | 12 | 12.0 | 12 | 0 | 25 | 13 | 199 | 8.0 | 41 | 0 |

2015 Receiving (New York Jets)

| Date | Opp | W/L | P/S | Rec | Yds | Avg | Lg | TD |
|---------------|--------|-----|-------------|-----------|------------|------------|-----------|----------|
| Sep 13 | Cle | W | 1/0 | 0 | 0 | - | - | 0 |
| Sep 21 | at Ind | W | 1/0 | 0 | 0 | - | - | 0 |
| Sep 27 | Phi | L | 1/1 | 6 | 33 | 5.5 | 9 | 1 |
| Oct 4 | at Mia | W | 1/0 | 0 | 0 | - | - | 0 |
| Oct 18 | Was | W | 1/0 | 0 | 0 | - | - | 0 |
| Oct 25 | at NE | L | 1/0 | 3 | 27 | 9.0 | 12 | 1 |
| Nov 1 | at Oak | L | 1/0 | 4 | 63 | 15.8 | 25 | 0 |
| Nov 8 | Jax | W | 1/0 | 2 | 22 | 11.0 | 11 | 0 |
| Nov 12 | Buf | L | 1/0 | 1 | 7 | 7.0 | 7 | 0 |
| Nov 22 | at Hou | L | 1/0 | 0 | 0 | - | - | 0 |
| Nov 29 | Mia | W | 1/0 | 0 | 0 | - | - | 0 |
| Dec 6 | at NYG | W | 1/0 | 0 | 0 | - | - | 0 |
| Dec 13 | Ten | W | 1/0 | 0 | 0 | - | - | 0 |
| Dec 19 | at Dal | W | 1/0 | 0 | 0 | - | - | 0 |
| Dec 27 | NE | W | 1/0 | 0 | 0 | - | - | 0 |
| Jan 3 | at Buf | L | 1/0 | 0 | 0 | - | - | 0 |
| TOTALS | | | 16/1 | 16 | 152 | 9.5 | 25 | 2 |

2015 Returns (New York Jets)

| Date | Opp | KR | Yds | Avg | Lg | TD | PR | FC | Yds | Avg | Lg | TD |
|---------------|------|----------|----------|----------|----------|----------|-----------|-----------|------------|------------|-----------|----------|
| Sep 13 | Cle | 0 | 0 | - | - | 0 | 2 | 0 | 13 | 6.5 | 12 | 0 |
| Sep 21 | @Ind | 0 | 0 | - | - | 0 | 0 | 2 | 0 | - | - | 0 |
| Sep 27 | Phi | 0 | 0 | - | - | 0 | 7 | 2 | 69 | 9.9 | 19 | 0 |
| Oct 4 | @Mia | 0 | 0 | - | - | 0 | 4 | 2 | 32 | 8.0 | 15 | 0 |
| Oct 18 | Was | 0 | 0 | - | - | 0 | 3 | 2 | 34 | 11.3 | 22 | 0 |
| Oct 25 | @NE | 0 | 0 | - | - | 0 | 1 | 2 | 6 | 6.0 | 6 | 0 |
| Nov 1 | @Oak | 0 | 0 | - | - | 0 | 2 | 0 | 10 | 5.0 | 6 | 0 |
| Nov 8 | Jax | 0 | 0 | - | - | 0 | 4 | 1 | 42 | 10.5 | 16 | 0 |
| Nov 12 | Buf | 0 | 0 | - | - | 0 | 4 | 1 | 14 | 3.5 | 6 | 0 |
| Nov 22 | @Hou | 0 | 0 | - | - | 0 | 5 | 1 | 39 | 7.8 | 13 | 0 |
| Nov 29 | Mia | 0 | 0 | - | - | 0 | 6 | 1 | 96 | 16.0 | 58 | 0 |
| Dec 6 | @NYG | 0 | 0 | - | - | 0 | 1 | 1 | -1 | -1.0 | -1 | 0 |
| Dec 13 | Ten | 0 | 0 | - | - | 0 | 3 | 1 | 21 | 7.0 | 12 | 0 |
| Dec 19 | @Dal | 0 | 0 | - | - | 0 | 1 | 1 | 7 | 7.0 | 7 | 0 |
| Dec 27 | NE | 0 | 0 | - | - | 0 | 1 | 1 | 8 | 8.0 | 8 | 0 |
| Jan 3 | @Buf | 0 | 0 | - | - | 0 | 4 | 1 | 21 | 5.3 | 6 | 0 |
| TOTALS | | 0 | 0 | - | - | 0 | 48 | 19 | 411 | 8.6 | 58 | 0 |



DANIEL KILGORE

67

POSITION C

HEIGHT 6-3

WEIGHT 308

COLLEGE APPALACHIAN STATE

BORN 12.18.87 // KINGSFORT, TN // DOBYNS-BENNETT HS, KINGSFORT, TN
6TH YEAR // ACQUIRED D-5 IN '11

AWARDS & HONORS

2012: 2012 Madden Most Valuable Protectors Award, Madden Most Valuable Protectors Award (Week 5), Madden Most Valuable Protectors Award (Week 7), Madden Most Valuable Protectors Award (Week 12)

2016 HIGHLIGHTS

- Part of an offensive line group that helped the 49ers offense rush for 150 yds. and 3 TDs on 42 carries and did not allow a sack on 35 atts. by QB Blaine Gabbert vs. LA (9/12).
- Helped the 49ers offense rush for a season-high 193 yds. on 25 atts. (7.7 avg.) at Mia. (11/27). The team's 7.7 avg. yds. per carry was the highest by the 49ers offense since 12/20/14 vs. SD [355 yds. on 40 atts. (8.9 avg.)]. Additionally, the team's 193 yds. on the ground were the most since 9/14/15 vs. Min. (230 yds.).

GOLDMINE

- While Kilgore was preparing for the NFL Draft in 2011, he was also serving as a student-teacher at Hardin Park Elementary School working with special-education students in adaptive physical education classes. The day following his graduation from Appalachian State, Kilgore hosted a field trip for his special-education students at ASU. The field trip included a tour of the school's athletic facilities, activities in the Sofield Family Indoor Practice Facility, lunch on the club level of the Appalachian Athletics Center and taking in a few innings of the Appalachian State-Western Carolina baseball game. While football is Kilgore's next chapter in life, he aspires to be a coach and special-education teacher following his NFL career. "I'm very happy that I was drafted, but I absolutely love working with these kids," said Kilgore. "I have had a great student-teaching experience and I know when my NFL career is over, I will get to work in another field that I love and that is working with special-education students and coaching."

KILGORE'S GOLDEN NUGGETS

- Following his senior football season at Appalachian State, he stayed in the area to serve as a student-teacher at Hardin Park Elementary School (Boone, NC), working with special-education students in adaptive physical education classes.
- During his time at Appalachian State and with the 49ers, Kilgore spends his off days volunteering his time working with special-education students.

GOLDMINE (CONTINUED)

- Kilgore returned to his hometown of Kingsport, TN to support the 2015 Tribe Games, a series of athletic competitions for special needs kids from bowling to swimming to track and field. Kilgore's heart for special needs kids grew from volunteering in adapted physical education classes in the Watauga County (NC) School System while playing at Appalachian State. Kilgore wasn't just a casual observer at the games either, as he was a coach, motivator, fan and cheerleader for all 85 participating kids.



KILGORE'S CAREER STATISTICS

GAMES/STARTS – 57/22; 2011 (1/0); 2012 (16/0); 2013 (16/0); 2014 (7/7); 2015 (5/3); 2016 (12/12)

POSTSEASON GAMES/STARTS – 6/0; 2011 (0/0); 2012 (3/0); 2013 (3/0)

Additional Statistics:

Fumble–Lost – 1–0: 1–0 in 2016

Milestones:

NFL Debut: vs. Pit. (12/19/11); **First Start:** at Dal. (9/7/14)

KILGORE'S TRANSACTIONS

Originally a 5th–round (163th overall) draft choice by SF in 2011...Re–signed with SF through 2017 on 2/27/14...Placed on the Injured Reserve List on 10/25/14... Placed on the Reserve/Physically Unable to Perform List on 8/31/15...Activated from the Reserve/Physically Unable to Perform List on 12/5/15.



THAD LEWIS

9

POSITION **QB** | HEIGHT **6-2** | WEIGHT **219** | COLLEGE **DUKE**

BORN **11.19.87** // **HIALEAH, FL** // **HIALEAH-MIAMI LAKES HS, HIALEAH, FL**
4TH YEAR // **ACQUIRED FA IN '16**

GOLDMINE

- Beginning in 2012, Lewis has hosted an annual football and cheer clinic in his hometown of Opa-locka, FL, where 5th through 8th grade boys can learn the game of football while girls of all ages participate in the cheerleading clinic. For Lewis, the camp is to not only help the youth enhance their on-field skills, but also to provide an example of the possibilities if you maintain focus, discipline and commitment while working hard on and off the field. "I believe the Football Clinic extends their options and helps them understand the importance of education, character and good behavior," said Lewis during the inaugural camp.

LEWIS' GOLDEN NUGGETS

- Originally an undrafted free agent in 2010, Lewis has spent time with the St. Louis Rams, Cleveland Browns, Buffalo Bills, Houston Texans and Philadelphia Eagles during his career.
- Annually hosts a football clinic for 5th through 8th grade students in his hometown of Opa-locka, FL, to provide an example for the youth of what will happen if you focus and work hard on and off the field.

LEWIS' CAREER STATISTICS

| YEAR | TEAM | GP | GS | PASSING | | | | | | | | | | RUSHING | | | | |
|---------------|------|----------|----------|------------|------------|-------------|------------------------|----------|----------|-----------|-----------|------------|-------------|-----------|-----------|-----------|----------|----------|
| | | | | ATT | CMP | PCT | YDS | TD | INT | LG | SK | LST | RTG | ATT | YDS | AVG | LG | TD |
| 2010 | STL | 0 | 0 | 0 | 0 | – | 0 | 0 | 0 | – | 0 | 0 | – | 0 | 0 | – | – | 0 |
| 2011 | CLE | 0 | 0 | 0 | 0 | – | 0 | 0 | 0 | – | 0 | 0 | – | 0 | 0 | – | – | 0 |
| 2012 | CLE | 1 | 1 | 32 | 22 | 68.8 | 204 | 1 | 1 | 23 | 3 | 14 | 83.3 | 1 | 3 | 3.0 | 3 | 0 |
| 2013 | BUF | 6 | 5 | 157 | 93 | 59.2 | 1,092 | 4 | 3 | 57 | 18 | 100 | 81.0 | 24 | 52 | 2.2 | 8 | 1 |
| 2014 | HOU | 0 | 0 | 0 | 0 | – | 0 | 0 | 0 | – | 0 | 0 | – | 0 | 0 | – | – | 0 |
| 2015 | PHI | 0 | 0 | 0 | 0 | – | 0 | 0 | 0 | – | 0 | 0 | – | 0 | 0 | – | – | 0 |
| 2016 | SF | – | – | – | – | – | INJURED RESERVE (Knee) | | | | | – | – | – | – | – | – | – |
| TOTALS | | 7 | 6 | 189 | 115 | 60.8 | 1,296 | 5 | 4 | 57 | 21 | 114 | 81.4 | 25 | 55 | 22 | 8 | 1 |

Additional Statistics:

Fumbles–Lost – 7–3: 7–3 in 2013

Milestones:

NFL Debut: at Pit. (12/30/12); **First Career Start:** at Pit. (12/30/12); **First Passing TD:** at Pit. (12/30/12 – 7–yd. pass to WR Greg Little); **First Rushing TD:** vs. Cin. (10/13/13 – 3–yd. TD)

LEWIS' CAREER HIGHS

Passes Attempted: 39 at NO (10/27/13)

Completions: 22 (2 times) Last at NO (10/27/13)

Completion Percentage: 68.8 (22 of 32) at Pit. (12/30/12)

Passing Yards: 247 at NE (12/29/13)

Long Pass: 57 vs. Mia. (12/22/13)

QB Rating: 100.5 vs. Cin. (10/13/13)

Passing Touchdowns: 2 vs. Cin. (10/13/13)

Rushes: 8 vs. Mia. (12/22/13)

Rushing Yards: 17 vs. Cin. (10/13/13)

Long Rush: 8 at Mia. (10/20/13)

LEWIS' TRANSACTIONS

Originally signed as an undrafted free agent by StL on 4/25/10...Waived by StL 9/18/10...Signed to StL practice squad on 9/21/10...Signed Reserve/Future contract with StL on 1/4/11...Waived by StL on 9/3/11...Claimed off waivers by Cle. on 9/4/11...Waived by Cle. on 10/11/12...Signed to Cle. practice squad on 10/13/12...Promoted to Cle. active roster on 12/24/12...Waived by Cle. on 5/23/13...Claimed off waivers by Det. on 5/28/13...Traded to Buf. on 8/25/13...Waived by Buf. on 8/31/13...Signed to Buf. practice squad on 9/1/13...Promoted to Buf. active roster on 10/7/13...Waived by Buf. on 8/26/14...Signed by Hou. on 11/16/14...Waived by Hou. on 3/9/15...Signed a one–year contract with Cle. on 3/12/15...Waived by Cle. on 9/5/15...Signed by Phi. on 9/21/15...Signed a one–year contract with SF on 3/10/16...Placed on the Injured Reserve List on 8/16/16.



AARON LYNCH

59

POSITION **LB** | HEIGHT **6-6** | WEIGHT **270** | COLLEGE **SOUTH FLORIDA**

BORN **3.8.93** // CAPE CORAL, FL // ISLAND COAST HS, CAPE CORAL, FL
3RD YEAR // ACQUIRED D-5A IN '14

2016 HIGHLIGHTS

- Took down Buccaneers QB Jameis Winston for a 4-yd. loss vs. TB (10/23), marking his first sack of the season.

GOLDMINE

- Lynch draws his passion for the game from his mother, who had a much more difficult task than competing in football. "She was a single mom for 20 years. I learned a lot of morals and values from my mother." As the oldest of three children, Lynch was forced to grow up quickly.

LYNCH'S GOLDEN NUGGET

- Notes his grandfather's passing as the reason he strives to be the best football player he can be. "It made me want to work harder, push myself harder." He wants to carry himself in a manner that his grandfather would be proud of.

LYNCH'S GAME-BY-GAME

2016

| Date | Opp | W/L | P/S | Tot | Sol | Ast | Sk | Yds | Int | Yds | PD | FF | FR | Yds |
|---------------|--------|-----|------------|----------|----------|----------|------------|------------|----------|----------|----------|----------|----------|----------|
| Sep 12 | LA | W | - | - | - | - | - | - | - | - | - | - | - | - |
| Sep 18 | at Car | L | - | - | - | - | - | - | - | - | - | - | - | - |
| Sep 25 | at Sea | L | - | - | - | - | - | - | - | - | - | - | - | - |
| Oct 2 | Dal | L | - | - | - | - | - | - | - | - | - | - | - | - |
| Oct 6 | Arz | L | 1/1 | 2 | 2 | 0 | 0.0 | 0.0 | 0 | 0 | 0 | 0 | 0 | 0 |
| Oct 16 | at Buf | L | 1/1 | 0 | 0 | 0 | 0.0 | 0.0 | 0 | 0 | 0 | 0 | 0 | 0 |
| Oct 23 | TB | L | 1/1 | 3 | 2 | 1 | 1.0 | 4.0 | 0 | 0 | 0 | 0 | 0 | 0 |
| Nov 6 | NO | L | - | - | - | - | - | - | - | - | - | - | - | - |
| Nov 13 | at Arz | L | - | - | - | - | - | - | - | - | - | - | - | - |
| Nov 20 | NE | L | - | - | - | - | - | - | - | - | - | - | - | - |
| Nov 27 | at Mia | L | - | - | - | - | - | - | - | - | - | - | - | - |
| Dec 4 | at Chi | L | - | - | - | - | - | - | - | - | - | - | - | - |
| Dec 11 | NYJ | | | | | | | | | | | | | |
| Dec 18 | at Atl | | | | | | | | | | | | | |
| Dec 24 | at LA | | | | | | | | | | | | | |
| Jan 1 | Sea | | | | | | | | | | | | | |
| TOTALS | | | 3/3 | 5 | 4 | 1 | 1.0 | 4.0 | 0 | 0 | 0 | 0 | 0 | 0 |

LYNCH'S CAREER STATISTICS

| YEAR | TEAM | GP | GS | TACKLES | | | | YDS | INT | YDS | INTERCEPTIONS | | | FUMBLES | | |
|---------------|------|-----------|-----------|-----------|-----------|-----------|-------------|-------------|----------|----------|---------------|----------|----------|----------|----------|----------|
| | | | | TOT | SOL | AST | SACKS | | | | LG | TD | PD | FF | FR | YDS |
| 2014 | SF | 16 | 3 | 23 | 18 | 5 | 6.0 | 39.0 | 0 | 0 | - | 0 | 4 | 0 | 0 | 0 |
| 2015 | SF | 14 | 13 | 46 | 37 | 9 | 6.5 | 50.5 | 0 | 0 | - | 0 | 3 | 0 | 0 | 0 |
| 2016 | SF | 3 | 3 | 5 | 4 | 1 | 1.0 | 4.0 | 0 | 0 | - | 0 | 0 | 0 | 0 | 0 |
| TOTALS | | 33 | 19 | 74 | 59 | 15 | 13.5 | 93.5 | 0 | 0 | - | 0 | 7 | 0 | 0 | 0 |

Additional Statistics:

Blocked Punt – 1: 2014 (1)

Milestones:

NFL Debut: at Dal. (9/7/14); First Start: at NO (11/9/14); First Sack: at Den. (10/19/14 – QB Peyton Manning); Multi-Sack Games: 2, Last vs. Sea. (10/22/15 – 2.0; QB Russell Wilson)

LYNCH'S CAREER HIGHS

Total Tackles: 6 vs. Sea. (10/22/15)

Solo: 5 at Arz. (9/27/15)

Assists: 3 vs. Sea. (10/22/15)

Passes Defensed: 1 (7 times) Last vs. Arz. (11/29/15)

Sacks: 2.0 (2 times) Last vs. Sea. (10/22/15)

LYNCH'S TRANSACTIONS

Originally the first of two 5th-round (150th overall) draft choices by SF in 2014...Placed on the Reserve/Suspended List on 9/3/16....Placed on the Exempt List on 10/3/16...Activated from the Exempt List on 10/6/16.



MARCUS MARTIN

66

POSITION C | HEIGHT 6-3 | WEIGHT 321 | COLLEGE SOUTHERN CALIFORNIA

BORN 11.29.93 // LOS ANGELES, CA // CRENSHAW HS, LOS ANGELES, CA
3RD YEAR // ACQUIRED D-3A IN '14

2016 HIGHLIGHTS

- Part of an offensive line group that helped the 49ers offense rush for 150 yds. and 3 TDs on 42 carries and did not allow a sack on 35 atts. by QB Blaine Gabbert vs. LA (9/12).

GOLDMINE

- One particular charitable organization caught the attention of Martin back in college - "The Starkey Foundation is an organization that creates hearing aids for kids that are deaf. They go around the country and also out of the states." The Foundation uses hearing, "as a vehicle to reflect caring and sharing and improve the lives of individuals, families and communities around the world."
- Martin grew up in a large family with two brothers and two sisters. Despite being the youngest of five children, he is the first member of his family to go to college. Martin credits two of his family members in particular for making him the man he is today, "Having the guidance and the leadership that I had from my brother and my father, they kept me off the streets, they kept me from doing everything that was wrong and doing positive things."



MARTIN'S GOLDEN NUGGETS

- Started all 22 games in which he has appeared in through his first two seasons.
- Served as a team captain and earned First-Team All-Pac-12 recognition in 2013 at USC.

GOLDMINE (CONTINUED)

- Martin has a passion for charity work and believes in giving back. He has big plans for community work in his hometown of Crenshaw, CA. "I plan on opening up my non-profit and I want to help as many people as I can, touch as many lives as I can," explained Martin. "Coming from where I come from, there's not a lot of hope. So, if I can do anything, I'll pass on some words of advice to the youngsters." He continued, "It's a non-profit that's going to facilitate tutoring and mentorship and kind of act as a safe haven for kids to come after school."

MARTIN'S CAREER STATISTICS


GAMES/STARTS – 25/22; 2014 (8/8); 2015 (14/14); 2016 (3/0)

Milestones:

NFL Debut: vs. StL (11/3/14); First Start: vs. StL (11/3/14)

MARTIN'S TRANSACTIONS

Originally the first of three 3rd-round (70th overall) draft choices by SF in 2014.



VANCE McDONALD

89

POSITION TE | HEIGHT 6-4 | WEIGHT 267 | COLLEGE RICE

BORN 6.13.90 // WINNIE, TX // EAST CHAMBERS HS, WINNIE, TX
4TH YEAR // ACQUIRED D-2B IN '13

AWARDS & HONORS

2015: 49ers Community Service Family Award (Co-Recipient)

2016 HIGHLIGHTS

- Started all nine games in which he appeared and registered 24 receipts. with career-highs in rec. yds. (391) and TDs (4).
- Hauled in an 8-yd. TD pass from QB Blaine Gabbert vs. LA (9/12), the 4th TD receipt. of his career.
- Scored on a career-long 75-yd. TD receipt. at Car. (9/18), marking the second-longest TD receipt. by a TE in franchise history [TE Ted Kwalick - 81-yd. TD receipt. vs. NO (10/22/72)].
- Notched 3 receipts. for 84 yds. and 1 TD vs. NO (11/6), a 65-yd. TD receipt. from QB Colin Kaepernick. He is only the fourth TE since the merger in 1970, and the first since 1997, to register two TD receipts. of 65 yds.-or-more in the same season.

TIGHT ENDS WITH TWO 65 YARDS-OR-MORE TD RECEIPTS. IN SAME SEASON

| Player | Date | Opp. | Yds. | Date | Opp. | Yds. |
|-----------------------|----------|---------|------|----------|---------|------|
| Vance McDonald (SF) | 9/18/16 | at Car. | 75t | 11/6/16 | vs. NO | 65t |
| Shannon Sharpe (Den.) | 9/28/97 | at Atl. | 65t | 12/21/97 | vs. SD | 68t |
| Rodney Holman (Cin.) | 11/13/89 | at Hou. | 73t | 12/25/89 | at Min. | 65t |
| Rich Caster (NYJ) | 9/24/72 | at Bal. | 79t | 9/24/72 | at Bal. | 80t |

- With 84 rec. yds. vs. NO (11/6), combined with WR Quinton Patton (106 yds.), RB DuJuan Harris (83 yds.) and TE Garrett Celek (76 yds.) to mark the first time in franchise history that the team had four players with 75 rec. yds.-or-more in a single game.
- Recorded 3 receipts. for 46 yds. and 1 TD vs. NE (11/20), an 18-yd. TD pass from QB Colin Kaepernick to give him a new single-season career-high 4 TD receipts. on the year.

GOLDMINE

- Along with fellow 49ers TE Garrett Celek and DT Tank Carradine, McDonald visited Haiti in conjunction with Convoy of Hope, working together to teach healthy eating habits and sustainable agriculture techniques to local families. The players also visited an orphanage and local schools to spend time with under-privileged youth. "What I've seen here is just the impact everyone can have. We truly can come together and make a difference for people."



McDONALD'S GOLDEN NUGGETS

- Named a co-recipient of the 49ers Community Service Family Award in 2015 along with his wife, Kendi.
- Hosted a charity event in June of 2015 featuring all 49ers tight ends with proceeds going to the Nicaragua Mission Trip team.
- Spent his draft day at home in Winnie, TX, with his family and closest family friends. "It was a big thing for the small town," he said.

McDONALD'S GAME-BY-GAME

2016

| Date | Opp | W/L | P/S | Rec | Yds | Avg | Lg | TD |
|---------------|--------|-----|--------------|-----------|----------------|-------------|------------|----------|
| Sep 12 | LA | W | 1/1 | 2 | 14 | 7.0 | 8t | 1 |
| Sep 18 | at Car | L | 1/1 | 1 | 75 | 75.0 | 75t | 1 |
| Sep 25 | at Sea | L | 1/1 | 2 | 4 | 2.0 | 2 | 0 |
| Oct 2 | Dal | L | - | - | INACTIVE (Hip) | - | - | - |
| Oct 6 | Arz | L | - | - | INACTIVE (Hip) | - | - | - |
| Oct 16 | at Buf | L | 1/1 | 2 | 25 | 12.5 | 19 | 0 |
| Oct 23 | TB | L | 1/1 | 1 | 24 | 24.0 | 24 | 0 |
| Nov 6 | NO | L | 1/1 | 3 | 84 | 28.0 | 65t | 1 |
| Nov 13 | at Arz | L | 1/1 | 4 | 50 | 12.5 | 32 | 0 |
| Nov 20 | NE | L | 1/1 | 3 | 46 | 15.3 | 24 | 1 |
| Nov 27 | at Mia | L | 1/1 | 4 | 60 | 15.0 | 35 | 0 |
| Dec 4 | at Chi | L | 1/1 | 2 | 9 | 4.5 | 5 | 0 |
| Dec 11 | NYJ | | | | | | | |
| Dec 18 | at Atl | | | | | | | |
| Dec 24 | at LA | | | | | | | |
| Jan 1 | Sea | | | | | | | |
| TOTALS | | | 10/10 | 24 | 391 | 16.3 | 75t | 4 |

Special Teams Tackles: 1

GOLDMINE (CONTINUED)

- Growing up, McDonald spent a lot of his time at the Drake Plantation in Winnie, a large open land full of wildlife such as ducks, geese and deer, which his uncle owned. He went fishing, caught crawfish and rode four-wheelers. "I loved just being an outdoorsman," he said. "It's a big agricultural town."
- McDonald grew up in Winnie, Texas, which was discovered to have a large oilfield and currently has about 3,500 residents. "We have three stop lights and any fast food restaurant you can possibly imagine and a bunch of hotels," McDonald said to describe Winnie. "It's a place for truckers to stop off and get some rest and a bite to eat driving off to Louisiana. The whole town is just one highway. Everyone knows everyone's business."

MCDONALD'S CAREER STATISTICS

| YEAR | TEAM | GP | GS | NO | RECEIVING | | | | ATT | RUSHING | | | |
|---------------|------|-----------|-----------|-----------|------------|-------------|------------|----------|----------|----------|----------|----------|----------|
| | | | | | YDS | AVG | LG | TD | | YDS | AVG | LG | TD |
| 2013 | SF | 15 | 4 | 8 | 119 | 14.9 | 25 | 0 | 0 | 0 | – | – | 0 |
| 2014 | SF | 8 | 4 | 2 | 30 | 15.0 | 21 | 0 | 0 | 0 | – | – | 0 |
| 2015 | SF | 14 | 11 | 30 | 326 | 10.9 | 36 | 3 | 0 | 0 | – | – | 0 |
| 2016 | SF | 10 | 10 | 24 | 391 | 16.3 | 75t | 4 | 0 | 0 | – | – | 0 |
| TOTALS | | 47 | 29 | 64 | 866 | 13.5 | 75t | 7 | 0 | 0 | – | – | 0 |

PLAYOFFS

| YEAR | TEAM | GP | GS | NO | RECEIVING | | | | ATT | RUSHING | | | |
|---------------|------|----------|----------|----------|-----------|-------------|-----------|----------|----------|----------|----------|----------|----------|
| | | | | | YDS | AVG | LG | TD | | YDS | AVG | LG | TD |
| 2013 | SF | 3 | 0 | 1 | 13 | 13.0 | 13 | 0 | 0 | 0 | – | – | 0 |
| TOTALS | | 3 | 0 | 1 | 13 | 13.0 | 13 | 0 | 0 | 0 | – | – | 0 |

Additional Statistics:

Fumble – Lost – 1–1: 1–1 in 2014

Special Teams Tackles – 5: 2015 (4); 2016 (1)

Own Fumble Recoveries – 1: 1 in 2015

Milestones:

NFL Debut: vs. GB (9/8/13); **First Start:** vs. Ind. (9/22/13); **First Reception:** vs. GB (9/8/13 – 25–yd. pass from QB Colin Kaepernick); **First TD Reception:** at Sea. (11/22/15 – 19–yd. pass from QB Blaine Gabbert)

MCDONALD'S CAREER HIGHS

Receptions: 7 vs. Arz. (11/29/15); Postseason – 1 at Sea. (1/19/14)

Long Reception: 75t at Car. (9/18/16); Postseason – 13 at Sea. (1/19/14)

Receiving Yards: 84 vs. NO (11/6/16); Postseason – 13 at Sea. (1/19/14)

Touchdowns: 1 (7 times) Last vs. NE (11/20/16)

MCDONALD'S TRANSACTIONS

Originally the second of two 2nd–round (55th overall) draft choices by SF in 2013...Placed on the Injured Reserve List on 12/9/14.



KYLE NELSON

86

POSITION TE/LS | HEIGHT 6-2 | WEIGHT 240 | COLLEGE NEW MEXICO STATE

BORN 10.3.86 // CHINA SPRINGS, TX // CHINA SPRINGS HS, CHINA SPRINGS, TX
5TH YEAR // ACQUIRED FA IN '14

GOLDMINE

- The Nelson's family secret to football longevity? Become a specialist. Kyle says, "My grandfather told my dad to learn how to long snap and my dad said, 'No, I'm okay. I'll play linebacker.' He played six years in the CFL, but said if he had learned how to long snap, he would have played a little bit more. It's gotten me where I am today, so I owe a lot to my snapping coach, my grandfather and my dad for getting me started."
- Always around football, in the summers, Kyle would help his dad, Mark, when he was coaching in the NCAA and CFL. He worked as ball boy and assisted the equipment staff with laundry. At a young age, Kyle got to see tight knit locker rooms and learned how successful teams work together on and off the field. Mark's career as a football coach meant many moves for the Nelson family. Kyle was born in Norman, OK and growing up, the family moved between Tulsa, OK and Canada three times and Kyle spent time living in George, Kentucky, Arkansas, Texas, Oklahoma and New Mexico before coming to California.
- In the past, Nelson has worked with middle school football players in Phoenix, AZ, teaching them the craft of long snapping as colleges begin recruiting students specifically to fill that role. "It helps the kids get into school," he said. "We do it to get them scholarships, get their school paid for so their parents don't have to."

NELSON'S GOLDEN NUGGETS

- Comes from a football family where he is a third generation member. His father, Mark, is the defensive coordinator for the Ottawa REDBLACKS in the Canadian Football League, with a quarter-century of coaching experience. Mark played in the CFL for six seasons and spent time coaching in the NCAA at Louisville, Arkansas Tech, Baylor and Kentucky. Kyle's grandfather, Roger, was drafted by the Washington Redskins in 1954. He played offensive tackle for 13 seasons for the CFL's Edmonton Eskimos from 1954-67 and was elected into the CFL Hall of Fame in 1985.
- Growing up in Canada, the first sport he played was ice hockey. Following a move to the United States in middle school, he began playing soccer before playing football for the first time his junior year of high school.

GOLDMINE (CONTINUED)

- In his spare time, Nelson enjoys drawing, reading and going hiking. When Kyle was growing up, his family planned hikes on the weekends where he was able to witness the landscape of Arkansas, Georgia, Texas and Arizona. It translated to painting, where Kyle draws pictures of the outdoors such as oceans, forests and mountains. "I like turning color pictures into black and white, charcoal, Sharpies," he said. "It's a nice, relaxing hobby."

NELSON'S CAREER STATISTICS

GAMES/STARTS – 61/0; 2012 (6/0); 2013 (11/0); 2014 (16/0); 2015 (16/0); 2016 (12/0)

Additional Statistics:

Special Teams Tackles – 14: 2014 (4); 2015 (5); 2016 (5)

Milestones:

NFL Debut: vs. Bal. (11/25/12)

NELSON'S TRANSACTIONS

Originally signed as an undrafted free agent by NO on 7/27/11...Waived by NO on 9/3/11...Signed to NO practice squad on 9/4/11...Waived by NO on 9/5/11...Signed to KC practice squad on 9/7/11... Waived by KC on 9/14/11...Signed to Reserve/Future contract by SF on 1/24/12...Waived by SF on 8/31/12...Signed to Phi. practice squad on 9/25/12...Waived by Phi. on 10/2/12...Signed a two-year contract with SD on 11/20/12...Waived by SD on 5/20/13...Claimed off of waivers by SF on 5/21/13...Waived by SF on 7/10/13...Claimed off of waivers by Sea. on 7/11/13...Waived by Sea. on 8/26/13...Signed by Was. on 10/15/13...Waived by Was. on 7/21/14...Signed by SF on 7/25/14...Re-signed with SF on a four-year contract through 2018 on 3/10/15.



QUINTON PATTON

11

POSITION WR | HEIGHT 6-0 | WEIGHT 204 | COLLEGE LOUISIANA TECH

BORN 8.9.90 // LAVERGNE, TN // LAVERGNE HS, LAVERGNE, TN
4TH YEAR // ACQUIRED D-4A IN '13

2016 HIGHLIGHTS

- Registered new career highs of 6 receipts. for 106 yds. vs. NO (11/6), marking the first 100-yd. receiving game of his NFL career.
- With 106 rec. yds. vs. NO (11/6), combined with TE Vance McDonald (84 yds.), RB DuJuan Harris (83 yds.) and TE Garrett Celek (76 yds.) to mark the first time in franchise history that the team had four players with 75 rec. yds.-or-more in a single game.
- Registered 3 receipts. for 52 yds. at Arz. (11/13), including a career-long 45-yd. recept. from QB Colin Kaepernick.

GOLDMINE

- Patton grew up in a few rough neighborhoods near Nashville, TN, where drug use and violence ran rampant. "I probably have seen everything, people getting shot, all of it," he said. Quinton's friends realized his athletic abilities and made sure he stayed on the proper path. "They'd always tell me, 'No, you're not going to get into anything because we can see you have something that we don't.'"
- Football helped Patton stay out of trouble as a youth. "I put so much time, so much effort in, believed in myself, and wasn't afraid to take a chance," he said. "My chance is football and I always have fun." Patton lives by advice he received from his former junior college football coach, Darian Dulin: "When hard work becomes fun, success will follow. If you aren't working hard and having fun, you're not going to get anything out of it." It's evident on the practice field and in the locker room. Patton makes his friends, teammates and anyone else he encounters put on a smile and laugh.
- Patton learned to cook from his father, Herman, who worked as a chef at Country Pride, a truck stop restaurant in Antioch, TN. "I always used to be in the kitchen, learning and watching them cook everything." Quinton's favorite dish to make is baked chicken with yams, sweet potatoes and brownies for dessert.
- At the 2011 Poinsettia Bowl, Patton showed leadership and maturity when he selflessly gave his bowl gift (a \$300 Best Buy gift card) to a child from the Make-A-Wish Foundation during the bowl's community service event. Why? The child's wish was to go on a shopping spree and Patton was happy to be able to grant that child's wish.

PATTON'S GOLDEN NUGGETS

- He and fellow teammate, WR Bruce Ellington, visited Aspire East Palo Alto Charter School in May of 2015 where the two spoke to K-12 students and took part in playground activities and arm wrestling.
- His football journey started at Coffeyville Community College (Coffeyville, KS) before transferring to Louisiana Tech and becoming a fourth-round draft pick by SF in 2013.

PATTON'S GAME-BY-GAME

2016

| Date | Opp | W/L | P/S | Rec | Yds | Avg | Lg | TD |
|---------------|--------|-----|--------------|-----------|------------|-------------|-----------|----------|
| Sep 12 | LA | W | 1/1 | 5 | 60 | 12.0 | 35 | 0 |
| Sep 18 | at Car | L | 1/1 | 3 | 25 | 8.3 | 11 | 0 |
| Sep 25 | at Sea | L | 1/1 | 1 | 8 | 8.0 | 8 | 0 |
| Oct 2 | Dal | L | 1/1 | 1 | 13 | 13.0 | 13 | 0 |
| Oct 6 | Arz | L | 1/1 | 2 | 16 | 8.0 | 9 | 0 |
| Oct 16 | at Buf | L | 1/1 | 4 | 52 | 13.0 | 17 | 0 |
| Oct 23 | TB | L | 1/1 | 3 | 13 | 4.3 | 8 | 0 |
| Nov 6 | NO | L | 1/1 | 6 | 106 | 17.7 | 31 | 0 |
| Nov 13 | at Arz | L | 1/1 | 3 | 52 | 17.3 | 45 | 0 |
| Nov 20 | NE | L | 1/1 | 2 | 17 | 8.5 | 10 | 0 |
| Nov 27 | at Mia | L | 1/1 | 1 | 12 | 12.0 | 12 | 0 |
| Dec 4 | at Chi | L | 1/1 | 0 | 0 | - | - | 0 |
| Dec 11 | NYJ | | | | | | | |
| Dec 18 | at Atl | | | | | | | |
| Dec 24 | at LA | | | | | | | |
| Jan 1 | Sea | | | | | | | |
| TOTALS | | | 12/12 | 31 | 374 | 12.1 | 45 | 0 |

PATTON'S CAREER STATISTICS

| YEAR | TEAM | GP | GS | RECEIVING | | | | | RUSHING | | | | |
|---------------|------|-----------|-----------|-----------|------------|-------------|-----------|----------|----------|-----------|-------------|-----------|----------|
| | | | | NO | YDS | AVG | LG | TD | ATT | YDS | AVG | LG | TD |
| 2013 | SF | 6 | 0 | 3 | 34 | 11.3 | 29 | 0 | 1 | 26 | 26.0 | 26 | 0 |
| 2014 | SF | 4 | 0 | 3 | 44 | 14.7 | 35 | 0 | 1 | 20 | 20.0 | 20 | 0 |
| 2015 | SF | 16 | 4 | 30 | 394 | 13.1 | 41 | 1 | 1 | 5 | 5.0 | 5 | 0 |
| 2016 | SF | 12 | 12 | 31 | 374 | 12.1 | 45 | 0 | 0 | 0 | – | – | 0 |
| TOTALS | | 38 | 16 | 67 | 846 | 12.6 | 45 | 1 | 3 | 51 | 17.0 | 26 | 0 |

PLAYOFFS

| YEAR | TEAM | GP | GS | RECEIVING | | | | | RUSHING | | | | |
|---------------|------|----------|----------|-----------|-----------|-------------|-----------|----------|----------|-----------|-------------|-----------|----------|
| | | | | NO | YDS | AVG | LG | TD | ATT | YDS | AVG | LG | TD |
| 2013 | SF | 3 | 0 | 2 | 25 | 12.5 | 23 | 0 | 1 | –1 | –1.0 | –1 | 0 |
| TOTALS | | 3 | 0 | 2 | 25 | 12.5 | 23 | 0 | 1 | –1 | –1.0 | –1 | 0 |

Additional Statistics:

Special Teams Tackles – 3: 2015 (3)

Fumble – Lost – 1–1: 1–1 in 2014

Kickoff Returns – 9: 2013 (1); 2014 (1); 2015 (6); 2016 (1)

Kickoff Return Yards – 181: 2013 (7); 2014 (24); 2015 (139); 2016 (11)

Milestones:

NFL Debut: vs. GB (9/8/13); **First NFL Start:** vs. Sea. (10/22/15); **First Reception:** at StL (9/26/13 – 0–yd. pass from QB Colin Kaepernick); **First TD**

Reception: vs. Bal. (10/18/15 – 21–yd. pass from QB Colin Kaepernick); **100–yd. Games:** 1, vs. NO. (11/6/16 – 106–yds.)

PATTON'S CAREER HIGHS

Receptions: 6 vs. NO (11/6/16); Postseason – 1 (2 times) Last at Sea. (1/19/14)

Receiving Yards: 106 vs. NO (11/6/16); Postseason – 23 at Car. (1/12/14)

Long Reception: 45 at Arz. (11/13/16); Postseason – 23 at Car. (1/12/14)

TD Receptions: 1 vs. Bal. (10/18/15)

Rushes: 1 (3 times) Last vs. Arz. (11/29/15)

Rushing Yards: 26 at Arz. (12/29/13)

Long Rush: 26 at Arz. (12/29/13)

PATTON'S TRANSACTIONS

Originally the first of two 4th–round (128th overall) draft choices by SF in 2013.



BRADLEY PINION

5

POSITION **P**

HEIGHT **6-5**

WEIGHT **229**

COLLEGE **CLEMSON**

**BORN 6.1.94 // CONCORD, NC // NORTHWEST CABARRUS HS, CONCORD, NC
2ND YEAR // ACQUIRED D-5 IN '15**

AWARDS & HONORS

2015: 49ers Community Relations Rookie Service Award

GOLDMINE

- Every player has their own unique superstitions and quirks that get them ready for a game of football. For Pinion, it is all about his most important piece of equipment: the shoes. For every practice and game since high school, Pinion has tied his shoes the same way. He takes the laces on his right shoe and wraps them around the bottom, ties them and pushes the knot off to the right side, out of the way. "I like to take care of the important foot first," he says.
- While getting ready for the NFL draft, Pinion added Bikram yoga to his training regimen. In 105-degree heat with 40-percent humidity, he dropped 20 pounds. Pinion also added training at Madabolic Inc. in North Carolina, a hybrid of Cross Fit and Nine Rounds training techniques. "I really started to focus on the small things," said Pinion. "All the small things make the big picture."
- If he wasn't playing football, Pinion would be earning his doctorate in management. With his father, Robert, being a CEO, he has always been interested in owning a business and building relationships with consumers. However, he wouldn't be the first member of his family with a doctorate. His brother, Chris, is top five in his field and is getting his doctorate in physical chemistry at North Carolina, after earning two degrees as an undergrad at South Carolina. Pinion is two classes away from earning his degree, and after he has settled into his NFL career, he plans to finish what he started at Clemson.
- Pinion credits his longtime kicking coach Dan Orner as being the most influential person in his life. While preparing for the NFL Draft, Orner worked out side by side with Bradley, pushing him to get better every step of the way. "Just the way he handles his business and the person that he is," Pinion said. "It's something I try and mimic."
- Pinion's family has a long history of serving in the military. Both of his cousins have served in Iraq, where one worked on tanks and the other went door to door assessing threats. His grandfather on his dad's side, Earl Mason, was about to have a tryout with the Dallas Cowboys as a punter, but he was drafted to serve in the Korean War, where he earned a purple heart. Pinion cites his grandfather as one of his heaviest influences in becoming a punter.

PINION'S GOLDEN NUGGETS

- During his time at Clemson, Pinion worked closely with the "Be The Match Foundation," an organization that works to find matches within the bone marrow registry.
- After never playing pee wee football, Pinion received a football as a Christmas gift from his mother, Lorie, in middle school. His father took him out to the field and asked if he wanted to throw the ball. "I wanted to kick it. I grew up playing soccer," said Pinion. His dad put the ball on his foot like a tee, and Pinion knocked through a 35-yard field goal on his first try. "Do that again," he said. Second try, same result. "I guess you could say that it was a Christmas gift that turned into a dream," he said.

PINION'S GAME-BY-GAME

2016

| Date | Opp | W/L | P/S | No | Yds | Avg | Net | TB | In20 | Lg | Blk |
|---------------|--------|-----|-------------|-----------|--------------|-------------|-------------|----------|-----------|-----------|----------|
| Sep 12 | LA | W | 1/0 | 7 | 319 | 45.6 | 40.1 | 0 | 1 | 52 | 0 |
| Sep 18 | at Car | L | 1/0 | 7 | 318 | 45.4 | 41.4 | 0 | 4 | 55 | 0 |
| Sep 25 | at Sea | L | 1/0 | 7 | 319 | 45.6 | 32.7 | 1 | 2 | 61 | 0 |
| Oct 2 | Dal | L | 1/0 | 4 | 196 | 49.0 | 42.8 | 0 | 1 | 65 | 0 |
| Oct 6 | Arz | L | 1/0 | 7 | 349 | 49.9 | 46.3 | 0 | 1 | 57 | 0 |
| Oct 16 | at Buf | L | 1/0 | 5 | 209 | 41.8 | 34.6 | 1 | 1 | 57 | 0 |
| Oct 23 | TB | L | 1/0 | 6 | 254 | 42.3 | 39.8 | 0 | 3 | 57 | 0 |
| Nov 6 | NO | L | 1/0 | 2 | 85 | 42.5 | 42.5 | 0 | 0 | 51 | 0 |
| Nov 13 | at Arz | L | 1/0 | 7 | 305 | 43.6 | 41.7 | 0 | 3 | 52 | 0 |
| Nov 20 | NE | L | 1/0 | 8 | 333 | 41.6 | 33.4 | 1 | 0 | 49 | 0 |
| Nov 27 | at Mia | L | 1/0 | 4 | 189 | 47.3 | 45.8 | 0 | 1 | 59 | 0 |
| Dec 4 | at Chi | L | 1/0 | 8 | 308 | 38.5 | 38.1 | 0 | 2 | 44 | 0 |
| Dec 11 | NYJ | | | | | | | | | | |
| Dec 18 | at Atl | | | | | | | | | | |
| Dec 24 | at LA | | | | | | | | | | |
| Jan 1 | Sea | | | | | | | | | | |
| TOTALS | | | 12/0 | 72 | 3,184 | 44.2 | 39.4 | 3 | 19 | 65 | 0 |

PINION'S CAREER STATISTICS

| <u>YEAR</u> | <u>TEAM</u> | <u>G</u> | <u>NO</u> | <u>YDS</u> | <u>AVG</u> | <u>RET</u> | <u>YDS</u> | <u>NET</u> | <u>TB</u> | <u>IN 20</u> | <u>LG</u> | <u>BLK</u> |
|---------------|-------------|-----------|------------|--------------|-------------|------------|------------|-------------|-----------|--------------|-----------|------------|
| 2015 | SF | 16 | 91 | 3,969 | 43.6 | 43 | 282 | 39.4 | 5 | 31 | 62 | 0 |
| 2016 | SF | 12 | 72 | 3,184 | 44.2 | 31 | 283 | 39.4 | 3 | 19 | 65 | 0 |
| TOTALS | | 28 | 163 | 7,153 | 43.9 | 74 | 567 | 39.4 | 8 | 50 | 65 | 0 |

Additional Statistics:

Special Teams Tackles – 2: 2015 (2)

Milestones:

NFL Debut: vs. Min. (9/14/15); **First punt inside–20:** vs. Min. (9/14/15)

PINION'S CAREER HIGHS

Punts: 9 (3 times) Last at Chi. (12/6/15)

Long Punt: 65 vs. Dal. (10/2/16)

Gross Average: 49.9 vs. Arz. (10/6/16)

Inside–20: 4 (2 times) Last at Car. (9/18/16)

Net Average: 45.8 at Mia. (11/27/16)

PINION'S TRANSACTIONS

Originally a 5th–round (165th overall) draft choice by SF in 2015.



CHRISTIAN PONDER

15

POSITION QB | HEIGHT 6-2 | WEIGHT 230 | COLLEGE FLORIDA STATE

BORN 2.25.88 // DALLAS, TX // COLLEYVILLE HERITAGE HS, COLLEYVILLE, TX
5TH YEAR // ACQUIRED FA IN '16

GOLDMINE

- In 2013, Ponder and his wife, Samantha, hosted the M.A.D. Wiffleball classic, a celebrity/amateur wiffleball tournament in Scottsdale, Arizona that benefited Make A Difference Ministries (M.A.D.) and local inner city kids within the area. For the youth, Ponder said "It gives them options to learn from examples on how you should grow up and ways to be successful, things they haven't had a chance to do in their lives."



PONDER'S GOLDEN NUGGETS

- Originally drafted 12th overall by the Minnesota Vikings in the 2011 NFL Draft and appeared in 38 games (36 starts) for the team from 2011-14.
- Started all 16 games in 2012 and helped the biggest turnaround in Vikings franchise history, going from 3-13 in 2011 to 10-6 and earning a Wild Card playoff berth in 2012.
- Earned the National Football Foundation/College Football Hall of Fame Scholar-Athlete Award after earning his bachelor's degree in two-and-a-half years, and an MBA before his final year of football at Florida State.
- Married to ESPN's Samantha Ponder, as the two are involved with Make A Difference Ministries in Phoenix, AZ.

PONDER'S GAME-BY-GAME

| 2016 | Date | Opp | W/L | P/S | Att | Cmp | Pct | Yds | TD | Int | Lg | Sk/Yds | Rtg | Rsh | Yds | TD | Total Net Yds. | Pct. Offense |
|------|---------------|--------|-----|------------|----------|----------|----------|----------|----------|----------|----------|------------|----------|----------|----------|----------|----------------|--------------|
| | Sep 12 | LA | W | - | - | - | - | - | - | - | - | INACTIVE | - | - | - | - | - | - |
| | Sep 18 | at Car | L | - | - | - | - | - | - | - | - | INACTIVE | - | - | - | - | - | - |
| | Sep 25 | at Sea | L | - | - | - | - | - | - | - | - | INACTIVE | - | - | - | - | - | - |
| | Oct 2 | Dal | L | - | - | - | - | - | - | - | - | INACTIVE | - | - | - | - | - | - |
| | Oct 6 | Arz | L | - | - | - | - | - | - | - | - | INACTIVE | - | - | - | - | - | - |
| | Oct 16 | at Buf | L | - | - | - | - | - | - | - | - | INACTIVE | - | - | - | - | - | - |
| | Oct 23 | TB | L | - | - | - | - | - | - | - | - | INACTIVE | - | - | - | - | - | - |
| | Nov 6 | NO | L | - | - | - | - | - | - | - | - | INACTIVE | - | - | - | - | - | - |
| | Nov 13 | at Arz | L | - | - | - | - | - | - | - | - | INACTIVE | - | - | - | - | - | - |
| | Nov 20 | NE | L | - | - | - | - | - | - | - | - | INACTIVE | - | - | - | - | - | - |
| | Nov 27 | at Mia | L | - | - | - | - | - | - | - | - | INACTIVE | - | - | - | - | - | - |
| | Dec 4 | at Chi | L | - | - | - | - | - | - | - | - | INACTIVE | - | - | - | - | - | - |
| | Dec 11 | NYJ | | | | | | | | | | | | | | | | |
| | Dec 18 | at Atl | | | | | | | | | | | | | | | | |
| | Dec 24 | at LA | | | | | | | | | | | | | | | | |
| | Jan 1 | Sea | | | | | | | | | | | | | | | | |
| | TOTALS | | | 0/0 | 0 | 0 | - | 0 | 0 | 0 | - | 0/0 | - | 0 | 0 | 0 | 0 | - |

PONDER'S CAREER STATISTICS

| YEAR | TEAM | GP | GS | PASSING | | | | | | | | | | RUSHING | | | | |
|---------------|------|-----------|-----------|--------------|------------|-------------|--------------|-----------|-----------|-----------|-----------|------------|-------------|------------|------------|------------|-----------|----------|
| | | | | ATT | CMP | PCT | YDS | TD | INT | LG | SK | LST | RTG | ATT | YDS | AVG | LG | TD |
| 2011 | MIN | 11 | 10 | 291 | 158 | 54.3 | 1,853 | 13 | 13 | 72 | 30 | 164 | 70.1 | 28 | 219 | 7.8 | 28 | 0 |
| 2012 | MIN | 16 | 16 | 483 | 300 | 62.1 | 2,935 | 18 | 12 | 65 | 32 | 184 | 81.2 | 60 | 253 | 4.2 | 29 | 2 |
| 2013 | MIN | 9 | 9 | 239 | 152 | 63.6 | 1,648 | 7 | 9 | 47 | 27 | 119 | 77.9 | 34 | 151 | 4.4 | 19t | 4 |
| 2014 | MIN | 2 | 1 | 44 | 22 | 50.0 | 222 | 0 | 2 | 18 | 6 | 34 | 45.8 | 4 | 16 | 4.0 | 8 | 1 |
| 2016 | SF | 0 | 0 | 0 | 0 | – | 0 | 0 | 0 | – | 0 | 0 | – | 0 | 0 | – | – | 0 |
| TOTALS | | 38 | 36 | 1,057 | 632 | 59.8 | 6,658 | 38 | 36 | 72 | 95 | 501 | 75.9 | 126 | 639 | 5.1 | 29 | 7 |

Additional Statistics:

Fumbles–Lost – 20–11: 6–2 in 2011; 7–5 in 2012; 7–4 in 2013

Milestones:

NFL Debut: at Chi. (10/16/11); **First Career Start:** vs GB (10/23/11); **First Passing TD:** vs GB (10/23/11 – 2–yd. pass to TE Visanthe Shiancoe); **First Rushing TD:** vs SF (9/23/12 – 23–yd. TD); **300–yd. Passing Games:** 2, Last at Was. (10/14/12 – 352 yds.)

PONDER'S CAREER HIGHS

Passes Attempted: 52 at Was. (10/14/12)

Completions: 35 at Was. (10/14/12)

Completion Percentage: 81.0 (17 of 21) vs. Was. (11/7/13)

Passing Yards: 381 vs. Den. (12/4/11)

Long Pass: 72 vs. GB (10/23/11)

QB Rating: 120.2 vs. GB (12/30/12)

Passing Touchdowns: 3 (2 times) Last vs. GB (12/30/12)

Rushes: 7 (2 times) Last at Hou. (12/23/12)

Rushing Yards: 71 vs. Oak. (11/20/11)

Long Rush: 29 at Hou. (12/23/12)

PONDER'S TRANSACTIONS

Originally a 1st–round (12th overall) draft choice by Min. in 2011...Signed a one–year deal with Oak. on 3/13/15...Released by Oak. on 9/5/15...Signed by Den. on 11/25/15...Released by Den. on 12/8/15...Signed a one–year deal with SF on 8/16/16.

2015 (OAKLAND/DENVER)

- Signed with the Oakland Raiders on 3/13 and was released on 9/5.
- Signed with the Denver Broncos on 11/25, was inactive for two games [vs. NE (11/29) and at SD (12/6)] and was released on 12/8.

2014 (MINNESOTA)

- Spent all 16 weeks on the Vikings active roster and appeared in two games (one start).
- In his lone start of the season, completed 22 of 44 atts. for 222 yds. at GB (10/2).

2013 (MINNESOTA)

- Started all nine games in which he appeared and completed 152 of 239 pass atts. (63.6 pct.) for 1,648 yds. and 7 TDs.
- Completed 17 of 21 pass atts. (a career-high 81.0 pct.) for 174 yds. and 2 TDs with 1 INT and a season-high QB rating of 113.1 in the team's 34-27 win vs. Was. (11/7).

2012 (MINNESOTA)

- Started all 16 games for the first time in his career and completed 300 of 483 pass atts. (62.1 pct.) for a career-high 2,935 passing yds. with 18 TDs for a passer rating of 81.2.
- Completed 27 of 35 pass atts. for 245 yds. and 2 TDs with a passer rating of 114.6 at Ind. (9/16).
- Recorded a season-best 352 yds. on a career-high 35 completions with 2 TDs at Was. (10/14).
- Completed 24 of 32 pass atts. (75.0 pct.) for 221 yds. and 2 TDs with a passer rating of 114.2 vs. Det. (11/11).
- Tied a career high with 3 TDs and registered 234 yds. on 16 of 28 atts. for a career high passer rating of 120.2 vs. GB (12/30).

2011 (MINNESOTA)

- Appeared in 11 games, starting the final 10 of the season and completed 158 of 291 pass atts. for 13 TDs.
- Made the first start of his NFL career vs. GB (10/23) and recorded a career-long 72-yd. completion to WR Michael Jenkins and his first career TD pass, a 2-yd. pass to TE Visanthe Shiancoe.
- Completed 18 of 28 pass atts. for 236 yds. and 1 TD with a passer rating of 102.7 in his first career win at Car. (10/30).
- Threw for career highs in yds. (381) and passing TDs (3) on 29 of 47 pass atts. vs. Den. (12/4).

COLLEGE

Played in 35 games over four years (2007-10) at Florida State and ended his Seminoles career ranked third in school history with 22 career wins. Finished his collegiate career with 6,872 yds. on 596 of 965 pass atts. (61.8 percent) with 49 TDs and 30 INTs. Also rushed for 833 yds. on 296 atts. (2.8 avg.) with 10 TDs. Left FSU ranked among the all-time school leaders in most major passing categories: second in career completion percentage, third in total offense, third in completions, fourth in passing yds. and fifth in passing TDs. Threw TD passes in 25 of his final 34 games. As a senior in 2010, threw for career-high 20 TDs in 12 starts, topped 2,000 passing yds. for the third straight season and was a finalist for the Johnny Unitas Golden Arm Award. As a junior, threw for career-high 2,717 yds. (career-high 68.8 pct.) with 14 TDs and just seven INTs and was a finalist for Wuerffel Trophy, Maxwell Award and Manning Award in 2009. Named Florida State's offensive MVP as a sophomore in 2008 after throwing for 2,006 yds. and 14 TDs in 13 starts as a sophomore. Also ran for 423 yds. in his first full season of action, becoming the first Seminoles quarterback to rush for at least 400 yards since Charlie Ward. Appeared in one game as a freshman, recording 105 yds. on 8 of 18 pass atts. with one TD and two INTs.

PERSONAL

- Earned his bachelor's degree in finance in just two-and-a-half years and went on to earn his MBA in May of 2010, playing his final season of football at Florida State with two degrees.
- Attended Heritage (Colleyville, TX) HS, where he recorded 32 total TDs (20 passing, 12 rushing) and earned All-District V and All-Region I Class 5A honors as a senior.
- His father, David Ponder, played defensive tackle at Florida State from 1980-83. He appeared in four games and registered a half sack for the Dallas Cowboys in 1985.
- Married ESPN college football reporter Samantha Ponder in 2012.
- Born Christian Ponder (2/25/88) in Dallas, TX.

INJURY REPORT

2012: Inactive at GB (1/5/13) (NFC-W) with an elbow injury.

2013: Inactive vs. Pit (9/29) with a rib injury and at Bal. (12/8) with a concussion.

PONDER'S GAME-BY-GAME

Only games Ponder has appeared in on offense are listed

2011 (Minnesota)

| Date | Opp | W/L | P/S | Att | Cmp | Pct | Yds | TD | Int | Lg | Sk/Yds | Rtg | Total | | | Pct. Offense | |
|---------------|--------|-----|--------------|------------|------------|-------------|--------------|-----------|-----------|-----------|---------------|-------------|-----------|------------|----------|--------------|--------------|
| | | | | | | | | | | | | | Rsh | Yds | TD | | Net Yds. |
| Oct 16 | at Chi | L | 1/0 | 17 | 9 | 52.9 | 99 | 0 | 0 | 23 | 0/0 | 70.5 | 1 | 8 | 0 | 107 | 37.4% |
| Oct 23 | GB | L | 1/1 | 32 | 13 | 40.6 | 219 | 2 | 2 | 72 | 2/2 | 59.2 | 4 | 31 | 0 | 248 | 57.0% |
| Oct 30 | at Car | W | 1/1 | 28 | 18 | 64.3 | 236 | 1 | 0 | 24 | 4/7 | 102.7 | 4 | 4 | 0 | 233 | 64.5% |
| Nov 14 | at GB | L | 1/1 | 34 | 16 | 47.1 | 190 | 0 | 1 | 33 | 3/28 | 52.3 | 2 | 17 | 0 | 179 | 67.3% |
| Nov 20 | Oak | L | 1/1 | 33 | 19 | 57.6 | 211 | 2 | 3 | 42 | 5/24 | 59.0 | 5 | 71 | 0 | 258 | 83.9% |
| Nov 27 | at Atl | L | 1/1 | 25 | 17 | 68.0 | 186 | 1 | 0 | 39t | 4/24 | 103.1 | 2 | 9 | 0 | 171 | 75.7% |
| Dec 4 | Den | L | 1/1 | 47 | 29 | 61.7 | 381 | 3 | 2 | 52t | 3/29 | 90.8 | 1 | 12 | 0 | 364 | 74.4% |
| Dec 11 | at Det | L | 1/1 | 21 | 11 | 52.4 | 115 | 2 | 3 | 28 | 3/28 | 60.7 | 2 | 13 | 0 | 100 | 23.5% |
| Dec 18 | No | L | 1/1 | 31 | 14 | 45.2 | 120 | 2 | 1 | 16t | 4/18 | 63.9 | 3 | 34 | 0 | 136 | 65.7% |
| Dec 24 | at Was | W | 1/1 | 13 | 8 | 61.5 | 68 | 0 | 0 | 14 | 1/1 | 75.2 | 4 | 20 | 0 | 87 | 22.4% |
| Jan 1 | Chi | L | 1/1 | 10 | 4 | 40.0 | 28 | 0 | 1 | 11 | 1/3 | 8.3 | 0 | 0 | 0 | 25 | 8.3% |
| TOTALS | | | 11/10 | 291 | 158 | 54.3 | 1,853 | 13 | 13 | 72 | 30/164 | 70.1 | 28 | 219 | 0 | 1,908 | 36.2% |

2012 (Minnesota)

| Date | Opp | W/L | P/S | Att | Cmp | Pct | Yds | TD | Int | Lg | Sk/Yds | Rtg | Total | | | Pct. Offense | |
|---------------|--------|-----|--------------|------------|------------|-------------|--------------|-----------|-----------|-----------|---------------|-------------|-----------|------------|----------|--------------|--------------|
| | | | | | | | | | | | | | Rsh | Yds | TD | | Net Yds. |
| Sep 9 | Jac | W | 1/1 | 27 | 20 | 74.1 | 270 | 0 | 0 | 29 | 2/4 | 105.5 | 1 | 1 | 0 | 267 | 68.6% |
| Sep 16 | at Ind | L | 1/1 | 35 | 27 | 77.1 | 245 | 2 | 0 | 20 | 4/13 | 114.6 | 3 | 7 | 0 | 239 | 73.1% |
| Sep 23 | SF | W | 1/1 | 35 | 21 | 60.0 | 198 | 2 | 0 | 24 | 0/0 | 94.7 | 7 | 33 | 1 | 231 | 67.2% |
| Sep 30 | at Det | W | 1/1 | 26 | 16 | 61.5 | 111 | 0 | 0 | 27 | 2/11 | 71.2 | 1 | 5 | 0 | 105 | 46.3% |
| Oct 7 | Ten | W | 1/1 | 35 | 25 | 71.4 | 258 | 2 | 2 | 45 | 1/0 | 87.6 | 3 | 31 | 0 | 289 | 66.7% |
| Oct 14 | at Was | L | 1/1 | 52 | 35 | 67.3 | 352 | 2 | 2 | 23 | 4/25 | 83.2 | 4 | 13 | 0 | 340 | 80.8% |
| Oct 21 | Arz | W | 1/1 | 17 | 8 | 47.1 | 58 | 1 | 2 | 14 | 3/15 | 35.5 | 1 | 2 | 0 | 45 | 21.5% |
| Oct 25 | TB | L | 1/1 | 35 | 19 | 54.3 | 251 | 1 | 1 | 33 | 3/22 | 74.8 | 4 | 12 | 0 | 241 | 65.3% |
| Nov 4 | at Sea | L | 1/1 | 22 | 11 | 50.0 | 63 | 0 | 1 | 14 | 4/19 | 37.3 | 5 | 23 | 0 | 67 | 23.3% |
| Nov 11 | Det | W | 1/1 | 32 | 24 | 75.0 | 221 | 2 | 0 | 54 | 2/14 | 114.2 | 6 | 22 | 0 | 229 | 56.8% |
| Nov 25 | at Chi | L | 1/1 | 43 | 22 | 51.2 | 159 | 1 | 1 | 25 | 2/15 | 58.2 | 2 | 6 | 0 | 150 | 58.1% |
| Dec 2 | at GB | L | 1/1 | 25 | 12 | 48.0 | 119 | 1 | 2 | 21 | 0/0 | 41.9 | 6 | 28 | 0 | 147 | 40.9% |
| Dec 9 | Chi | W | 1/1 | 17 | 11 | 64.7 | 91 | 0 | 1 | 16 | 1/14 | 53.8 | 4 | 0 | 0 | 77 | 31.0% |
| Dec 16 | at StL | W | 1/1 | 24 | 17 | 70.8 | 131 | 0 | 0 | 14 | 2/22 | 83.9 | 4 | 6 | 1 | 115 | 35.7% |
| Dec 23 | at Hou | W | 1/1 | 30 | 16 | 53.3 | 174 | 1 | 0 | 32 | 1/3 | 81.8 | 7 | 48 | 0 | 219 | 63.5% |
| Dec 30 | GB | W | 1/1 | 28 | 16 | 57.1 | 234 | 3 | 0 | 65 | 1/7 | 120.2 | 2 | 16 | 0 | 243 | 54.7% |
| TOTALS | | | 16/16 | 483 | 300 | 62.1 | 2,935 | 18 | 12 | 65 | 32/184 | 81.2 | 60 | 253 | 2 | 3,004 | 55.8% |

2013 (Minnesota)

| Date | Opp | W/L | P/S | Att | Cmp | Pct | Yds | TD | Int | Lg | Sk/Yds | Rtg | Total | | | Pct. Offense | |
|---------------|--------|-----|------------|------------|------------|-------------|--------------|----------|----------|-----------|---------------|-------------|-----------|------------|----------|--------------|--------------|
| | | | | | | | | | | | | | Rsh | Yds | TD | | Net Yds. |
| Sep 8 | at Det | L | 1/1 | 28 | 18 | 64.3 | 236 | 1 | 3 | 47 | 3/11 | 63.1 | 4 | 12 | 0 | 237 | 71.8% |
| Sep 15 | at Chi | L | 1/1 | 30 | 16 | 53.3 | 227 | 1 | 1 | 37 | 1/0 | 75.3 | 6 | 18 | 0 | 245 | 70.0% |
| Sep 22 | Cle | L | 1/1 | 42 | 25 | 59.5 | 228 | 0 | 1 | 37 | 6/33 | 64.4 | 5 | 46 | 2 | 241 | 73.3% |
| Oct 27 | GB | L | 1/1 | 21 | 14 | 66.7 | 145 | 0 | 0 | 18 | 3/13 | 86.4 | 5 | 38 | 1 | 170 | 70.0% |
| Nov 3 | at Dal | L | 1/1 | 37 | 25 | 67.6 | 236 | 1 | 1 | 31t | 2/12 | 82.7 | 4 | 29 | 1 | 253 | 64.4% |
| Nov 7 | Was | W | 1/1 | 21 | 17 | 81 | 174 | 2 | 1 | 28t | 1/5 | 113.1 | 2 | 13 | 0 | 182 | 59.3% |
| Nov 17 | at Sea | L | 1/1 | 22 | 13 | 59.1 | 129 | 1 | 2 | 38t | 2/3 | 53.0 | 5 | 0 | 0 | 126 | 37.5% |
| Nov 24 | at GB | T | 1/1 | 30 | 21 | 70 | 233 | 1 | 0 | 31 | 6/18 | 103.9 | 3 | -5 | 0 | 210 | 47.0% |
| Dec 1 | Chi | W | 1/1 | 8 | 3 | 37.5 | 40 | 0 | 0 | 32 | 3/24 | 54.2 | 0 | 0 | 0 | 16 | 3.2% |
| TOTALS | | | 9/9 | 239 | 152 | 63.6 | 1,648 | 7 | 9 | 47 | 27/119 | 77.9 | 34 | 151 | 4 | 1,680 | 30.5% |

2014 (Minnesota)

| Date | Opp | W/L | P/S | Att | Cmp | Pct | Yds | TD | Int | Lg | Sk/Yds | Rtg | Total | | | Pct. Offense | |
|---------------|-------|-----|------------|-----------|-----------|-------------|------------|----------|----------|-----------|-------------|-------------|----------|-----------|----------|--------------|-------------|
| | | | | | | | | | | | | | Rsh | Yds | TD | | Net Yds. |
| Sep 28 | Atl | W | 1/0 | 0 | 0 | - | 0 | 0 | 0 | - | 0/0 | 0.0 | 1 | 1 | 0 | 1 | 0.2% |
| Oct 2 | at GB | L | 1/1 | 44 | 22 | 50.0 | 222 | 0 | 2 | 18 | 6/34 | 45.8 | 3 | 15 | 1 | 203 | 67.9% |
| TOTALS | | | 2/1 | 44 | 22 | 50.0 | 222 | 0 | 2 | 18 | 6/34 | 45.8 | 4 | 16 | 1 | 204 | 4.0% |



MIKE PURCELL

64

POSITION NT | HEIGHT 6-3 | WEIGHT 303 | COLLEGE WYOMING

BORN 4.20.91 // HIGHLANDS RANCH, CO // HIGHLANDS RANCH HS, HIGHLANDS RANCH, CO
3RD YEAR // ACQUIRED FA IN '13

2016 HIGHLIGHTS

- Registered the first FF of his career at Buf. (10/16), knocking the ball loose from Bills RB Jonathan Williams.

GOLDMINE

- With WWE's WrestleMania 31 at Levi's® Stadium in March of 2015, Purcell took part in combined community efforts throughout the Bay Area. From visits to hospitals and military veteran programs, he got to meet some WWE talent such as the Big Show, Mark Henry and John Cena along the way.



- Purcell comes from a large family, as he is the youngest of five children. He has two older brothers and two older sisters. He often visits Hawaii where the majority of his family resides.

PURCELL'S GOLDEN NUGGETS

- A criminal justice major at Wyoming, if he wasn't playing football he would take after his older brother and become a fire-fighter.
- Was a multi-sport athlete in high school, which included wrestling and track, as well as football. In addition to those sports, he also played rugby.

PURCELL'S GAME-BY-GAME

| 2016 | | | | | | | | | | | | | | | |
|---------------|--------|-----|-----|-------------|-----------|-----------|----------|------------|------------|----------|----------|----------|----------|----------|----------|
| Date | Opp | W/L | P/S | Tot | Sol | Ast | Sk | Yds | Int | Yds | PD | FF | FR | Yds | |
| Sep 12 | LA | W | 1/1 | 4 | 2 | 2 | 0.0 | 0.0 | 0 | 0 | 0 | 0 | 0 | 0 | |
| Sep 18 | at Car | L | 1/1 | 5 | 2 | 3 | 0.0 | 0.0 | 0 | 0 | 0 | 0 | 0 | 0 | |
| Sep 25 | at Sea | L | 1/1 | 3 | 3 | 0 | 0.0 | 0.0 | 0 | 0 | 0 | 0 | 0 | 0 | |
| Oct 2 | Dal | L | 1/1 | 3 | 2 | 1 | 0.0 | 0.0 | 0 | 0 | 0 | 0 | 0 | 0 | |
| Oct 6 | Arz | L | 1/1 | 6 | 4 | 2 | 0.0 | 0.0 | 0 | 0 | 0 | 0 | 0 | 0 | |
| Oct 16 | at Buf | L | 1/0 | 2 | 2 | 0 | 0.0 | 0.0 | 0 | 0 | 0 | 1 | 0 | 0 | |
| Oct 23 | TB | L | 1/0 | 1 | 1 | 0 | 0.0 | 0.0 | 0 | 0 | 0 | 0 | 0 | 0 | |
| Nov 6 | NO | L | - | - | - | - | INACTIVE | - | - | - | - | - | - | - | |
| Nov 13 | at Arz | L | 1/0 | 0 | 0 | 0 | 0.0 | 0.0 | 0 | 0 | 0 | 0 | 0 | 0 | |
| Nov 20 | NE | L | 1/0 | 0 | 0 | 0 | 0.0 | 0.0 | 0 | 0 | 0 | 0 | 0 | 0 | |
| Nov 27 | at Mia | L | 1/0 | 0 | 0 | 0 | 0.0 | 0.0 | 0 | 0 | 0 | 0 | 0 | 0 | |
| Dec 4 | at Chi | L | 1/0 | 0 | 0 | 0 | 0.0 | 0.0 | 0 | 0 | 0 | 0 | 0 | 0 | |
| Dec 11 | NYJ | | | | | | | | | | | | | | |
| Dec 18 | at Atl | | | | | | | | | | | | | | |
| Dec 24 | at LA | | | | | | | | | | | | | | |
| Jan 1 | Sea | | | | | | | | | | | | | | |
| TOTALS | | | | 11/5 | 24 | 16 | 8 | 0.0 | 0.0 | 0 | 0 | 0 | 1 | 0 | 0 |

PURCELL'S CAREER STATISTICS

| YEAR | TEAM | GP | GS | TACKLES | | | SACKS | YDS | INTERCEPTIONS | | | | FUMBLES | | | |
|---------------|------|-----------|----------|-----------|-----------|-----------|----------------|------------|---------------|----------|----------|----------|----------|----------|----------|----------|
| | | | | TOT | SOL | AST | | | INT | YDS | LG | TD | PD | FF | FR | YDS |
| 2013 | SF | – | – | – | – | – | PRACTICE SQUAD | – | – | – | – | – | – | – | – | – |
| 2014 | SF | 2 | 0 | 2 | 2 | 0 | 0.0 | 0.0 | 0 | 0 | – | 0 | 0 | 0 | 0 | 0 |
| 2015 | SF | 8 | 3 | 20 | 11 | 9 | 1.0 | 4.0 | 0 | 0 | – | 0 | 0 | 0 | 0 | 0 |
| 2016 | SF | 11 | 5 | 24 | 16 | 8 | 0.0 | 0.0 | 0 | 0 | – | 0 | 0 | 1 | 0 | 0 |
| TOTALS | | 21 | 8 | 46 | 29 | 17 | 1.0 | 4.0 | 0 | 0 | – | 0 | 0 | 1 | 0 | 0 |

PLAYOFFS

| YEAR | TEAM | GP | GS | TACKLES | | | SACKS | YDS | INTERCEPTIONS | | | | FUMBLES | | | |
|---------------|------|----------|----------|----------|----------|----------|----------------|----------|---------------|----------|----------|----------|----------|----------|----------|----------|
| | | | | TOT | SOL | AST | | | INT | YDS | LG | TD | PD | FF | FR | YDS |
| 2013 | SF | – | – | – | – | – | PRACTICE SQUAD | – | – | – | – | – | – | – | – | – |
| TOTALS | | – | – | – | – | – | – | – | – | – | – | – | – | – | – | – |

Milestones:

NFL Debut: vs. SD (12/20/14); **First Start:** vs. Arz. (11/29/15); **First Sack:** vs. Arz. (11/29/15 – QB Carson Palmer); **First FF:** at Buf. (10/16/16 – RB Jonathan Williams)

PURCELL'S CAREER HIGHS

Total Tackles: 6 vs. Arz. (10/6/16)

Solo: 4 vs. Arz. (10/6/16)

Assists: 3 (2 times) Last at Car. (9/18/16)

Sacks: 1.0 vs. Arz. (11/29/15)

Forced Fumbles: 1 at Buf. (10/16/16)

PURCELL'S TRANSACTIONS

Originally signed as an undrafted free agent by SF on 5/7/13...Waived by SF on 8/31/13...Signed to SF practice squad on 9/2/13...Signed to Reserve/Future contract with SF on 1/21/14...Waived by SF on 8/30/14...Signed to SF practice squad on 8/31/14...Promoted to the SF active roster on 12/19/14.



KEITH REASER

27

POSITION **CB** | HEIGHT **6-0** | WEIGHT **190** | COLLEGE **FLORIDA ATLANTIC**

BORN **7.31.91** // MIAMI, FL // **KILLIAN HS, MIAMI, FL**
2ND YEAR // **ACQUIRED D-5B IN '14**

2016 HIGHLIGHTS

- Registered 3 tackles, 2 PDs and 1 FF at Arz. (11/13), knocking the ball loose from Cardinals WR J.J. Nelson for his first career FF.

GOLDMINE

- The strength and conditioning part of football is nothing new to Reaser. He grew up a track star in high school and credits the conditioning of the sport to his success on the field. "I definitely improved my speed. I would give that advice to anybody playing football coming up that wanted to improve their speed, track definitely helps. I definitely think that's the reason I can run the way I do now." In addition to his speed, he displayed his strength at the 2014 NFL Combine. Reaser's 22 reps in the bench press were tied for the most by a cornerback.
- Growing up on the coast in Miami, FL, Reaser enjoyed both fresh and saltwater fishing. "I like the competition of fishing. I don't just go by myself. I don't know exactly what I like about it. Just the challenge of catching fish. I enjoy it."

REASER'S GOLDEN NUGGETS

- Cousin of former Washington Redskins Safety Sean Taylor. Reaser was 16 when Taylor passed away. The two would run, train and watch film together. Reaser said, "He was that family member that you looked up to and said, 'I want to be like him, I want to play like him, I want to dress like him.' He was my idol."
- At the 2014 NFL Combine, he registered 22 reps in the bench press, tied for the most by a CB.
- When he first arrived at FAU, he began on the scout team. He eventually worked his way up for the Owls and became a 5th-round draft pick by SF in the 2014 NFL Draft.

REASER'S GAME-BY-GAME

2016

| Date | Opp | W/L | P/S | Tot | Sol | Ast | Sk | Yds | Int | Yds | PD | FF | FR | Yds |
|---------------|--------|-----|-------------|-----------|------------------|----------|------------|------------|----------|----------|----------|----------|----------|----------|
| Sep 12 | LA | W | - | - | INACTIVE (Ankle) | | | | - | - | - | - | - | - |
| Sep 18 | at Car | L | 1/0 | 0 | 0 | 0 | 0.0 | 0.0 | 0 | 0 | 1 | 0 | 0 | 0 |
| Sep 25 | at Sea | L | 1/0 | 3 | 1 | 2 | 0.0 | 0.0 | 0 | 0 | 0 | 0 | 0 | 0 |
| Oct 2 | Dal | L | 1/0 | 1 | 1 | 0 | 0.0 | 0.0 | 0 | 0 | 0 | 0 | 0 | 0 |
| Oct 6 | Arz | L | 1/0 | 2 | 0 | 2 | 0.0 | 0.0 | 0 | 0 | 0 | 0 | 0 | 0 |
| Oct 16 | at Buf | L | 1/0 | 3 | 3 | 0 | 0.0 | 0.0 | 0 | 0 | 1 | 0 | 0 | 0 |
| Oct 23 | TB | L | 1/0 | 0 | 0 | 0 | 0.0 | 0.0 | 0 | 0 | 0 | 0 | 0 | 0 |
| Nov 6 | NO | L | 1/0 | 3 | 1 | 2 | 0.0 | 0.0 | 0 | 0 | 0 | 0 | 0 | 0 |
| Nov 13 | at Arz | L | 1/0 | 3 | 3 | 0 | 0.0 | 0.0 | 0 | 0 | 2 | 1 | 0 | 0 |
| Nov 20 | NE | L | 1/0 | 2 | 2 | 0 | 0.0 | 0.0 | 0 | 0 | 1 | 0 | 0 | 0 |
| Nov 27 | at Mia | L | 1/0 | 3 | 3 | 0 | 0.0 | 0.0 | 0 | 0 | 0 | 0 | 0 | 0 |
| Dec 4 | at Chi | L | 1/0 | 0 | 0 | 0 | 0.0 | 0.0 | 0 | 0 | 0 | 0 | 0 | 0 |
| Dec 11 | NYJ | | | | | | | | | | | | | |
| Dec 18 | at Atl | | | | | | | | | | | | | |
| Dec 24 | at LA | | | | | | | | | | | | | |
| Jan 1 | Sea | | | | | | | | | | | | | |
| TOTALS | | | 11/0 | 20 | 14 | 6 | 0.0 | 0.0 | 0 | 0 | 5 | 1 | 0 | 0 |

Special Teams Tackles: 3

REASER'S CAREER STATISTICS

| YEAR | TEAM | GP | GS | TACKLES | | | | INTERCEPTIONS | | | | FUMBLES | | | | |
|---------------|------|-----------|----------|-----------|-----------------------------|----------|------------|---------------|----------|----------|----------|----------|----------|----------|----------|----------|
| | | | | TOT | SOL | AST | SACKS | YDS | INT | YDS | LG | TD | PD | FF | FR | YDS |
| 2014 | SF | – | – | – | RESERVE/NON-FOOTBALL INJURY | | | | – | – | – | – | – | – | – | – |
| 2015 | SF | 13 | 0 | 8 | 6 | 2 | 0.0 | 0.0 | 0 | 0 | – | 0 | 0 | 0 | 0 | 0 |
| 2016 | SF | 11 | 0 | 20 | 14 | 6 | 0.0 | 0.0 | 0 | 0 | – | 0 | 5 | 1 | 0 | 0 |
| TOTALS | | 24 | 0 | 28 | 20 | 8 | 0.0 | 0.0 | 0 | 0 | – | 0 | 5 | 1 | 0 | 0 |

Additional Statistics:

Special Teams Tackles – 4: 2015 (1); 2016 (3)

Milestones:

NFL Debut: vs. Min. (9/14/15); **First FF:** at Arz. (11/13/16 – WR J.J. Nelson)

REASER'S CAREER HIGHS

Total Tackles: 5 vs. StL (1/3/16)

Solo: 3 (4 times) Last at Mia. (11/27/16)

Assists: 2 (4 times) Last vs. NO (11/6/16)

Passes Defensed: 2 at Arz. (11/13/16)

Forced Fumbles: 1 at Arz. (11/13/16)

REASER'S TRANSACTIONS

Originally the second of two 5th-round (170th overall) draft choices by SF in 2014...Placed on the Reserve/Non-Football Injury List on 8/25/14.



WILL REDMOND

23

POSITION **CB** | HEIGHT **6-0** | WEIGHT **186** | COLLEGE **MISSISSIPPI STATE**

BORN **12.28.93** // MEMPHIS, TN // EAST HS, MEMPHIS, TN
 ROOKIE // ACQUIRED **D-3** IN '16

GOLDMINE

- Redmond was the starting quarterback for the Manassas (Memphis, TN) Tigers High School football team. Manassas was featured in the documentary, *Undefeated*, which won an Academy Award for Best Documentary Feature in 2012. The film documents the struggles of his high school football team, as they attempted a winning season after years of losing. The team was coached by Bill Courtney, who volunteered for the position.
- One of the first things Redmond did after being drafted by the 49ers was visit Dunbar Elementary School in his hometown of Memphis, TN, to speak to the local 4th and 5th grade students.



REDMOND'S GOLDEN NUGGET

- Redmond was the starting quarterback for the Manassas (Memphis, TN) Tigers high school football team. Manassas was featured in the documentary, *Undefeated*, which won an Academy Award for Best Documentary Feature in 2012.



REDMOND'S CAREER STATISTICS

| YEAR | TEAM | GP | GS | TACKLES | | | | YDS | INT | INTERCEPTIONS | | | | FUMBLES | | |
|---------------|------|----------|----------|----------|------------------------|----------|------------|------------|----------|---------------|----------|----------|----------|----------|----------|----------|
| | | | | TOT | SOL | AST | SACKS | | | YDS | LG | TD | PD | FF | FR | YDS |
| 2016 | SF | - | - | - | INJURED RESERVE (Knee) | | | | - | - | - | - | - | - | - | - |
| TOTALS | | 0 | 0 | 0 | 0 | 0 | 0.0 | 0.0 | 0 | 0 | - | 0 | 0 | 0 | 0 | 0 |

REDMOND'S TRANSACTIONS

Originally a 3rd-round (68th overall) draft choice by SF in 2016...Placed on the Injured Reserve List on 9/5/16.



ERIC REID

35

POSITION **S** | HEIGHT **6-1** | WEIGHT **213** | COLLEGE **LOUISIANA STATE**

BORN **12.10.91** // **GEISMAR, LA** // **DUTCHTOWN HS, GEISMAR, LA**
4TH YEAR // **ACQUIRED D-1 IN '13**

AWARDS & HONORS

2013: Pro Bowl, Thomas Herrion Memorial Award, PFWA All-Rookie Team



CAREER HIGHLIGHTS


- In 2013, Reid was one of only three players in the NFL to record 4-or-more INTs and 2-or-more FRs (LB Kiko Alonso 4 INTs/2 FRs; CB Alterraun Verner 5 INTs/2 FRs).

2016 HIGHLIGHTS

- Registered 7 tackles, 2 PDs and 1 INT at Arz. (11/13), intercepting Cardinals QB Carson Palmer for his first INT of the year and eighth of his career.

GOLDMINE

- Prior to Super Bowl 50 held at Levi's Stadium, Reid teamed with fellow 49ers RB Carlos Hyde and Hall of Fame DB Ronnie Lott to put on a Super ProCamp in support of the Starkey Hearing Foundation and presented by Safeway.



- In May of 2016, Reid hosted his Second Annual "Eric Reid Invitational," a golf tournament which raises money for the Baton Rouge Sickle Cell Anemia Foundation. The event has brought in more than \$130,000 throughout its first two years.



- Reid's father, Eric Reid, Sr., was a three-time All-American hurdler for LSU from 1984-87 and is a member of the LSU Athletic Hall of Fame.
- In 2015, Levi's Stadium hosted European giants Manchester United F.C. and FC Barcelona as part of the 2015 International Champions Cup North America Presented by Guinness. Reid, along with teammate Joe Staley, participated in the football-fútbol combination and attended a Barcelona practice.

REID'S GOLDEN NUGGETS

- Was the recipient of the Thomas Herrion Memorial Award in 2013, given by the 49ers coaches to the rookie or first-year player who has taken advantage of every opportunity and turned it into a positive situation.
- Prior to WrestleMania 31 held at Levi's® Stadium, along with WWE Superstars, spoke to students about being an ally along with bullying intervention in March of 2015.
- A 2013 Pro Bowl selection, he was the first 49ers rookie safety in franchise history to be named to the Pro Bowl.
- During the 2016 offseason, launched his own website, EricReidOfficialWebsite.com.

REID'S GAME-BY-GAME

2016

| Date | Opp | W/L | P/S | Tot | Sol | Ast | Sk | Yds | Int | Yds | PD | FF | FR | Yds |
|--------|--------|-----|-----|-----|-----|-----|-----|-----|-----|-----|----|----|----|-----|
| Sep 12 | LA | W | 1/1 | 7 | 5 | 2 | 0.0 | 0.0 | 0 | 0 | 0 | 0 | 0 | 0 |
| Sep 18 | at Car | L | 1/1 | 9 | 6 | 3 | 0.0 | 0.0 | 0 | 0 | 0 | 0 | 0 | 0 |
| Sep 25 | at Sea | L | 1/1 | 13 | 10 | 3 | 0.0 | 0.0 | 0 | 0 | 1 | 0 | 0 | 0 |
| Oct 2 | Dal | L | 1/1 | 5 | 4 | 1 | 0.0 | 0.0 | 0 | 0 | 1 | 0 | 0 | 0 |
| Oct 6 | Arz | L | 1/1 | 8 | 2 | 6 | 0.0 | 0.0 | 0 | 0 | 0 | 1 | 0 | 0 |
| Oct 16 | at Buf | L | 1/1 | 7 | 6 | 1 | 0.0 | 0.0 | 0 | 0 | 0 | 0 | 0 | 0 |
| Oct 23 | TB | L | 1/1 | 8 | 8 | 0 | 0.0 | 0.0 | 0 | 0 | 0 | 0 | 0 | 0 |
| Nov 6 | NO | L | 1/1 | 9 | 4 | 5 | 0.0 | 0.0 | 0 | 0 | 1 | 0 | 0 | 0 |
| Nov 13 | at Arz | L | 1/1 | 7 | 4 | 3 | 0.0 | 0.0 | 1 | 13 | 2 | 0 | 0 | 0 |
| Nov 20 | NE | L | 1/1 | 8 | 6 | 2 | 0.0 | 0.0 | 0 | 0 | 0 | 0 | 0 | 0 |

PLACED ON INJURED RESERVE (Bicep) ON 11/22

| | | | | | | | | | | | | | | | |
|---------------|--|--|--|--------------|-----------|-----------|-----------|------------|------------|----------|-----------|----------|----------|----------|----------|
| TOTALS | | | | 10/10 | 81 | 55 | 26 | 0.0 | 0.0 | 1 | 13 | 4 | 1 | 0 | 0 |
|---------------|--|--|--|--------------|-----------|-----------|-----------|------------|------------|----------|-----------|----------|----------|----------|----------|

REID'S CAREER STATISTICS

| YEAR | TEAM | GP | GS | TACKLES | | | SACKS | YDS | INT | YDS | INTERCEPTIONS | | | PD | FUMBLES | | |
|---------------|------|-----------|-----------|------------|------------|-----------|------------|------------|----------|------------|---------------|----------|-----------|----------|----------|----------|--|
| | | | | TOT | SOL | AST | | | | | LG | TD | FF | | FR | YDS | |
| 2013 | SF | 16 | 16 | 92 | 69 | 23 | 0.0 | 0.0 | 4 | 54 | 53 | 0 | 11 | 0 | 1 | 0 | |
| 2014 | SF | 15 | 15 | 55 | 39 | 16 | 0.0 | 0.0 | 3 | 138 | 73 | 0 | 7 | 0 | 0 | 0 | |
| 2015 | SF | 16 | 16 | 81 | 59 | 22 | 1.0 | 3.0 | 0 | 0 | – | 0 | 7 | 1 | 0 | 0 | |
| 2016 | SF | 10 | 10 | 81 | 55 | 26 | 0.0 | 0.0 | 1 | 13 | 13 | 0 | 5 | 1 | 0 | 0 | |
| TOTALS | | 57 | 57 | 309 | 222 | 87 | 1.0 | 3.0 | 8 | 205 | 73 | 0 | 30 | 2 | 1 | 0 | |

| YEAR | TEAM | GP | GS | TACKLES | | | SACKS | YDS | INT | YDS | INTERCEPTIONS | | | PD | FUMBLES | | |
|---------------|------|----------|----------|-----------|-----------|----------|------------|------------|----------|----------|---------------|----------|----------|----------|----------|----------|--|
| | | | | TOT | SOL | AST | | | | | LG | TD | FF | | FR | YDS | |
| 2013 | SF | 3 | 3 | 17 | 11 | 6 | 0.0 | 0.0 | 0 | 0 | – | 0 | 1 | 0 | 0 | 0 | |
| TOTALS | | 3 | 3 | 17 | 11 | 6 | 0.0 | 0.0 | 0 | 0 | – | 0 | 1 | 0 | 0 | 0 | |

Additional Statistics:

Special Teams Tackles – 15: 2013 (7); 2014 (3); 2015 (5)

Special Teams Fumble Recoveries – 1: 2013 (1)

Milestones:

NFL Debut: vs. GB (9/8/13); **First Start:** vs. GB (9/8/13); **First INT:** vs. GB (9/8/13 – QB Aaron Rodgers); **First FR:** vs. Arz. (10/13/13 – WR Larry Fitzgerald); **First FF:** at Cle. (12/13/15 – WR Brian Hartline); **First Sack:** vs. Cin. (12/20/15 – QB AJ McCarron)

REID'S CAREER HIGHS

Total Tackles: Regular Season – 13 (2 times) Last at Sea. (9/25/16);

Postseason – 10 at GB (1/5/14)

Solo: Regular Season – 10 at Sea. (9/25/16); Postseason – 8 at GB (1/5/14)

Assists: Regular Season – 6 vs. Arz. (10/6/16); Postseason – 3 at Sea. (1/19/14)

Sacks: 1.0 vs. Cin. (12/20/15)

Passes Defensed: Regular Season – 2 (3 times) Last at Arz. (11/13/16);

Postseason – 1 at Car. (1/12/14)

Interceptions: 1 (8 times) Last at Arz. (11/13/16)

Interception Yards: 73 at Sea. (12/14/14)

Long Interception Return: 53 vs. Arz. (10/13/13)

Forced Fumbles: 1 (2 times) Last vs. Arz. (10/6/16)

Fumble Recoveries: 1 vs. Arz. (10/13/13)

REID'S TRANSACTIONS

Originally a 1st-round (18th overall) draft choice by SF in 2013...Placed on the Injured Reserve List on 11/22/16.



RASHARD ROBINSON

33

POSITION **CB** | HEIGHT **6-1** | WEIGHT **177** | COLLEGE **LOUISIANA STATE**

BORN **7.23.95** // **POMPANO BEACH, FL** // **ELY HS, POMPANO BEACH, FL**
ROOKIE // **ACQUIRED D-4 IN '16**

2016 HIGHLIGHTS

- Made 5 tackles in his first career start vs. Dal. (10/2) and registered a game-high 3 PDs.

GOLDMINE

- In December of 2015, Robinson partnered with Social Engineers 4 Change (SE4C), a non-profit in his hometown of Pompano Beach, FL, to host the second annual 'Ballin 4 A Cure' Tournament, flag football edition. Proceeds from the 7-on-7 flag football tournament went to asbestos-related cancer awareness and research as well as the Educated Athlete Scholarship Fund.
- Robinson attended Ely High School, which in 2014, was ranked third in the state of Florida for the most NFL draft picks behind St. Thomas Aquinas (Fort Lauderdale, FL) and Northwestern (Miami, FL). Notable NFL alumni from Blanche Ely include Patrick Peterson, Jerome McDougle, Walter McFadden, Al Harris, James Jones, and Corey Simon.



ROBINSON'S GOLDEN NUGGET

- In an effort to give back to his hometown, Robinson partnered with a local non-profit in Pompano Beach, FL, for a 7-on-7 flag football tournament that raised proceeds for cancer awareness.

ROBINSON'S GAME-BY-GAME

| 2016 | | | | | | | | | | | | | | | |
|---------------|--------|-----|-----|-------------|-----------|-----------|-----------------|------------|------------|----------|----------|----------|----------|----------|----------|
| Date | Opp | W/L | P/S | Tot | Sol | Ast | Sk | Yds | Int | Yds | PD | FF | FR | Yds | |
| Sep 12 | LA | W | 1/0 | 1 | 1 | 0 | 0.0 | 0.0 | 0 | 0 | 0 | 0 | 0 | 0 | |
| Sep 18 | at Car | L | 1/0 | 1 | 1 | 0 | 0.0 | 0.0 | 0 | 0 | 0 | 0 | 0 | 0 | |
| Sep 25 | at Sea | L | 1/0 | 1 | 0 | 1 | 0.0 | 0.0 | 0 | 0 | 0 | 0 | 0 | 0 | |
| Oct 2 | Dal | L | 1/1 | 5 | 5 | 0 | 0.0 | 0.0 | 0 | 0 | 3 | 0 | 0 | 0 | |
| Oct 6 | Arz | L | 1/1 | 4 | 3 | 1 | 0.0 | 0.0 | 0 | 0 | 1 | 0 | 0 | 0 | |
| Oct 16 | at Buf | L | 1/1 | 5 | 4 | 1 | 0.0 | 0.0 | 0 | 0 | 0 | 0 | 0 | 0 | |
| Oct 23 | TB | L | 1/1 | 3 | 3 | 0 | 0.0 | 0.0 | 0 | 0 | 0 | 0 | 0 | 0 | |
| Nov 6 | NO | L | - | - | - | - | INACTIVE (Knee) | - | - | - | - | - | - | - | |
| Nov 13 | at Arz | L | - | - | - | - | INACTIVE (Knee) | - | - | - | - | - | - | - | |
| Nov 20 | NE | L | 1/0 | 1 | 1 | 0 | 0.0 | 0.0 | 0 | 0 | 0 | 0 | 0 | 0 | |
| Nov 27 | at Mia | L | 1/0 | 2 | 2 | 0 | 0.0 | 0.0 | 0 | 0 | 1 | 0 | 0 | 0 | |
| Dec 4 | at Chi | L | 1/0 | 1 | 1 | 0 | 0.0 | 0.0 | 0 | 0 | 1 | 0 | 0 | 0 | |
| Dec 11 | NYJ | | | | | | | | | | | | | | |
| Dec 18 | at Atl | | | | | | | | | | | | | | |
| Dec 24 | at LA | | | | | | | | | | | | | | |
| Jan 1 | Sea | | | | | | | | | | | | | | |
| TOTALS | | | | 10/5 | 24 | 21 | 3 | 0.0 | 0.0 | 0 | 0 | 6 | 0 | 0 | 0 |

ROBINSON'S CAREER STATISTICS

| YEAR | TEAM | GP | GS | TACKLES | | | | YDS | INT | YDS | INTERCEPTIONS | | | FUMBLES | | |
|---------------|------|-----------|----------|-----------|-----------|----------|------------|------------|----------|----------|---------------|----------|----------|----------|----------|----------|
| | | | | TOT | SOL | AST | SACKS | | | | LG | TD | PD | FF | FR | YDS |
| 2016 | SF | 10 | 5 | 24 | 21 | 3 | 0.0 | 0.0 | 0 | 0 | - | 0 | 5 | 0 | 0 | 0 |
| TOTALS | | 10 | 5 | 24 | 21 | 3 | 0.0 | 0.0 | 0 | 0 | - | 0 | 5 | 0 | 0 | 0 |

Milestones:

NFL Debut: vs. LA (9/12/16); **First Start:** vs. Dal. (10/2/16)

ROBINSON'S CAREER HIGHS

Total Tackles: 5 (2 times) Last at Buf. (10/16/16)
Solo: 5 vs. Dal. (10/2/16)

Assists: 1 (3 times) Last at Buf. (10/16/16)
Passes Defended: 3 vs. Dal. (10/2/16)

ROBINSON'S TRANSACTIONS

Originally a 4th-round (133rd overall) draft choice by SF in 2016.



ERIC ROGERS

3

POSITION WR

HEIGHT 6-3

WEIGHT 210

COLLEGE CALIFORNIA LUTHERAN

BORN 2.12.91 // COVINA, CA // CHARTER OAK HS, COVINA, CA
1ST YEAR // ACQUIRED FA IN '16

GOLDMINE

- Rogers' remarkable journey to the NFL has had many twists and turns. As he began at Division III California Lutheran, Rogers took out student loans, applied for financial aid, worked in the cafeteria swiping meal cards and washed uniforms at the football facility on Sunday mornings to help offset the cost of college. "At one point he's the best player in Division III football, and the next he's asking me which cleaner to use to get heavy grass stains out," said Cal Lutheran head coach Ben McEnroe.
- Rogers was raised by strong women who helped keep him out of trouble as a youth growing up. Thanks to his mother, grandmother and sports, Rogers stayed out of trouble. "Football was my getaway," he says. "My mom always told me, 'Be a leader, not a follower. Just because your friends do something, you don't have to.' I took that to heart." His mother, Carrie Barron, works as a home nurse and taught him the value of hard work while his grandmother, Doris, who passed away in 2013, showed him how to deal with adversity. "The best thing I learned from her is no matter what obstacle you face, keep battling," Rogers said. "She had cancer two or three times, went through chemo, and she was always a fighter, a warrior."

ROGERS' GOLDEN NUGGETS

- Rogers' unusual path to the NFL started at California Lutheran, a Division III school in Thousand Oaks, CA. He spent training camp with the Dallas Cowboys in 2013, followed by trips in the Arena Football League with the Portland Thunder and the Canadian Football League with the Calgary Stampeders.
- In 2015 as a member of the CFL's Calgary Stampeders, registered 87 receipts for a league-high 1,448 rec. yds. and 10 TDs.
- Finished his career at California Lutheran University as the school's all-time leader in receipts. (220), rec. yds. (3,461) and rec. TDs (41).

ROGERS' TRANSACTIONS

Originally signed by Dal. as an undrafted free agent on 5/10/13...Waived by Dal. on 8/27/13...Signed Reserve/Future contract with SF on 1/21/16...Placed on the Injured Reserve List on 8/27/16.



JAcOREY SHEPHERD

38

POSITION **CB** | HEIGHT **5-11** | WEIGHT **199** | COLLEGE **KANSAS**

BORN **3.29.93** // MESQUITE, TX // MESQUITE HORN HS, MESQUITE, TX
 2ND YEAR // ACQUIRED FA IN '16

2016 HIGHLIGHTS

- Recorded 3 KORs for 104 yds. (34.7 avg.) vs. NO (11/6). His 34.7 avg. on KORs marked the highest average by a member of the 49ers (min. 3 KORs) since 9/11/11 [WR Ted Ginn Jr. - 4 KORs for 176 yds. (44.0 avg.) and 1 TD].

GOLDMINE

- Shepherd was heavily involved in the community during his college career as a Jayhawk. During his time at Kansas, he earned the University's Galen Fiss Award for demonstrating exemplary service to community and campus during both his junior and senior seasons for his work with the Big Brothers organization as a mentor as well as participating in several football clinics with both the special needs community and elementary school students in Lawrence, KS.



SHEPHERD'S GOLDEN NUGGETS

- Developed strong ties with the Big Brothers Big Sisters program while at Kansas and became a Big Brother mentor to a young man named Christopher as a sophomore.
- Finished his college career at Kansas ranked fourth in school history with 1,320 kick return yards.

GOLDMINE (CONTINUED)

- As a sophomore at KU, Shepherd listened to a presentation from one of his classmates about the Big Brothers Big Sisters program. Missing his six brothers and sisters from back home, he immediately signed up to help. He became a Big Brother mentor for a young man named Christopher and the two developed a strong relationship during the rest of his college career. "I missed being there for someone," Shepherd said in 2015. "That's why I wanted to be a Big, and help a Little. You can never help enough people. Just by taking a little time out of your day, you can help kids in need."

SHEPHERD'S GAME-BY-GAME

| 2016 | | | | | | | | | | | | | | 2016 Returns | | | | | | | | | | | | | |
|------------------------------|--------|-----|------------|----------|----------|----------|------------|------------|----------|----------|----------|----------|----------|------------------------------|---------------|--------|-----------|------------|-------------|-----------|----------|----------|----------|----------|----------|----------|----------|
| Date | Opp | W/L | P/S | Tot | Sol | Ast | Sk | Yds | Int | Yds | PD | FF | FR | Yds | Date | Opp | KR | Yds | Avg | Lg | TD | PR | FC | Yds | Avg | Lg | TD |
| SIGNED BY SF ON 10/10 | | | | | | | | | | | | | | SIGNED BY SF ON 10/10 | | | | | | | | | | | | | |
| Oct 16 | at Buf | L | 1/0 | 0 | 0 | 0 | 0.0 | 0.0 | 0 | 0 | 0 | 0 | 0 | 0 | Oct 16 | at Buf | 0 | 0 | - | - | 0 | 0 | 0 | 0 | - | - | 0 |
| Oct 23 | TB | L | 1/0 | 0 | 0 | 0 | 0.0 | 0.0 | 0 | 0 | 0 | 0 | 0 | 0 | Oct 23 | TB | 0 | 0 | - | - | 0 | 0 | 0 | 0 | - | - | 0 |
| Nov 6 | NO | L | 1/0 | 0 | 0 | 0 | 0.0 | 0.0 | 0 | 0 | 0 | 0 | 0 | 0 | Nov 6 | NO | 3 | 104 | 34.7 | 36 | 0 | 0 | 0 | 0 | - | - | 0 |
| Nov 13 | at Arz | L | 1/0 | 0 | 0 | 0 | 0.0 | 0.0 | 0 | 0 | 0 | 0 | 0 | 0 | Nov 13 | at Arz | 1 | 19 | 19.0 | 19 | 0 | 0 | 0 | 0 | - | - | 0 |
| Nov 20 | NE | L | 1/0 | 0 | 0 | 0 | 0.0 | 0.0 | 0 | 0 | 0 | 0 | 0 | 0 | Nov 20 | NE | 1 | 10 | 10.0 | 10 | 0 | 0 | 0 | 0 | - | - | 0 |
| Nov 27 | at Mia | L | 1/0 | 0 | 0 | 0 | 0.0 | 0.0 | 0 | 0 | 0 | 0 | 0 | 0 | Nov 27 | at Mia | 3 | 50 | 16.7 | 25 | 0 | 0 | 0 | 0 | - | - | 0 |
| Dec 4 | at Chi | L | 1/0 | 0 | 0 | 0 | 0.0 | 0.0 | 0 | 0 | 0 | 0 | 0 | 0 | Dec 4 | at Chi | 3 | 57 | 19.0 | 24 | 0 | 0 | 0 | 0 | - | - | 0 |
| Dec 11 | NYJ | | | | | | | | | | | | | | Dec 11 | NYJ | | | | | | | | | | | |
| Dec 18 | at Atl | | | | | | | | | | | | | | Dec 18 | at Atl | | | | | | | | | | | |
| Dec 24 | at LA | | | | | | | | | | | | | | Dec 24 | at LA | | | | | | | | | | | |
| Jan 1 | Sea | | | | | | | | | | | | | | Jan 1 | Sea | | | | | | | | | | | |
| TOTALS | | | 7/0 | 0 | 0 | 0 | 0.0 | 0.0 | 0 | 0 | 0 | 0 | 0 | 0 | TOTALS | | 11 | 240 | 21.8 | 36 | 0 | 0 | 0 | 0 | - | - | 0 |

Special Teams Tackles: 1

SHEPHERD'S CAREER STATISTICS

| YEAR | TEAM | GP | GS | TACKLES | | | AST | SACKS | YDS | INT | INTERCEPTIONS | | | PD | FUMBLES | | |
|---------------|------|----------|----------|----------|----------|------------------------|------------|------------|----------|----------|---------------|----------|----------|----------|----------|----------|----------|
| | | | | TOT | SOL | AST | | | | | YDS | LG | TD | | FF | FR | YDS |
| 2015 | PHI | – | – | – | – | INJURED RESERVE (Knee) | | | – | – | – | – | – | – | – | – | – |
| 2016 | SF | 6 | 0 | 0 | 0 | 0 | 0.0 | 0.0 | 0 | 0 | – | 0 | 0 | 0 | 0 | 0 | 0 |
| TOTALS | | 6 | 0 | 0 | 0 | 0 | 0.0 | 0.0 | 0 | 0 | – | 0 | 0 | 0 | 0 | 0 | 0 |

| YEAR | TEAM | NO | YDS | AVG | LG | TD | KICKOFF RETURNS | | | PUNT RETURNS | | | |
|---------------|------|-----------|------------|------------------------|-----------|----------|-----------------|----------|----------|--------------|----------|----------|---|
| | | | | | | | NO | FC | YDS | AVG | LG | TD | |
| 2015 | PHI | – | – | INJURED RESERVE (Knee) | | | – | – | – | – | – | – | – |
| 2016 | SF | 11 | 240 | 21.8 | 36 | 0 | 0 | 0 | 0 | – | – | 0 | |
| TOTALS | | 11 | 240 | 21.8 | 36 | 0 | 0 | 0 | 0 | – | – | 0 | |

Additional Statistics:

Special Teams Tackles – 1: 2016 (1)

Milestones:

NFL Debut: at Buf. (10/16/16)

SHEPHERD'S CAREER HIGHS

Kick Returns: 3 (3 times) Last at Chi. (12/4/16)

Long Kick Return: 36 vs. NO (11/6/16)

Kick Return Yards: 104 vs. NO (11/6/16)

SHEPHERD'S TRANSACTIONS

Originally a 6th-round (191st overall) draft choice by Phi. in 2015...Placed on the Injured Reserve List on 9/1/15...Waived by Phi. on 9/3/16...Signed to Phi. practice squad on 9/21/16...Released by Phi. on 9/27/16...Signed to Phi. practice squad on 10/3/16...Released by Phi. on 10/7/16...Signed a two-year contract with SF on 10/10/16.

2015 (PHILADELPHIA)

- Placed on the Injured Reserve List on 9/1 and missed the entire season.

COLLEGE

Appeared in 42 games during his four years at Kansas. Finished his college career ranked fourth in school history with 61 kick returns for 1,320 yds. Appeared in 12 games as a senior and earned First-Team All-Big 12 honors from conference coaches and Second-Team All-Big 12 from the Associated Press after leading the team with 3 INTs and 16 PDs. In 2013, appeared in 12 games and registered 45 tackles, 2 INTs and 13 PDs to earn All-Big 12 Honorable Mention honors from the conference coaches. As a sophomore, converted from WR to DB and appeared in 8 games, recording 13 tackles and 3 PDs. As a freshman, appeared in 10 games as a WR and registered 15 receipts. for 252 yds. and 3 TDs.

PERSONAL

- Majored in management and leadership with a minor in entrepreneurship. Named Academic All-Big 12 Second Team during his final three seasons at Kansas.
- Attended Mesquite Horn (Mesquite, TX) HS and lettered for three seasons as a WR, DB, punt returner and QB. Recorded 71 receipts. for 992 yds. and 10 TDs and earned all-state honorable mention honors and all-district as a senior.
- Son of Jonathan and Roshunda Smith and has three brothers and sisters.
- Born JaCorey Shepherd (3/29/93) in Mesquite, TX.

INJURY REPORT

2015: Placed on the Injured Reserve List on 9/1 with a knee injury.



SHAYNE SKOV

56

POSITION LB | HEIGHT 6-3 | WEIGHT 247 | COLLEGE STANFORD

BORN 7.9.90 // PAWLING, NY // TRINITY-PAWLING HS, PAWLING, NY
2ND YEAR // ACQUIRED FA IN '14

GOLDMINE

- In March of 2015, Skov visited Aguascalientes, Mexico, to volunteer at the NFL Tochito, a national flag football tournament, a program sponsored by NFL Play 60. In addition to giving all the participants football tips, he gave a motivational speech to all of the under-14 participants, took photos, signed autographs and presented teams with awards.



- Originally born in San Francisco, it took a move to Guadalajara, Mexico, for Skov to find his love for football. After following the lead of his younger brother, Patrick, Skov joined a local team called the Carneros, or Rams. Teaming up with his brother, Shayne helped lead the Carneros to multiple championships amongst the teams in the private leagues of Guadalajara, Monterey and Mexico City.

SKOV'S GOLDEN NUGGETS

- In his spare time during college, he would be on his computer "coding" as part of his interest in computer science.
- Is a descendant of the famous Ghiradelli chocolateer, Domingo Ghiradelli.
- Is a member of an exclusive list of Hispanic players to make it to the NFL.

SKOV'S GAME-BY-GAME

2016

| Date | Opp | W/L | P/S | Tot | Sol | Ast | Sk | Yds | Int | Yds | PD | FF | FR | Yds |
|--|--------|-----|-----|----------------|----------|----------|----------|------------|------------|----------|----------|----------|----------|----------|
| Sep 12 | LA | W | - | PRACTICE SQUAD | | | | | - | - | - | - | - | - |
| Sep 18 | at Car | L | - | PRACTICE SQUAD | | | | | - | - | - | - | - | - |
| PROMOTED TO SF ACTIVE ROSTER ON 9/21 | | | | | | | | | | | | | | |
| Sep 25 | at Sea | L | 1/0 | 0 | 0 | 0 | 0.0 | 0.0 | 0 | 0 | 0 | 0 | 0 | 0 |
| Oct 2 | Dal | L | 1/0 | 0 | 0 | 0 | 0.0 | 0.0 | 0 | 0 | 0 | 0 | 0 | 0 |
| Oct 6 | Arz | L | 1/0 | 0 | 0 | 0 | 0.0 | 0.0 | 0 | 0 | 0 | 0 | 0 | 0 |
| Oct 16 | at Buf | L | 1/0 | 0 | 0 | 0 | 0.0 | 0.0 | 0 | 0 | 0 | 0 | 0 | 0 |
| Oct 23 | TB | L | 1/0 | 0 | 0 | 0 | 0.0 | 0.0 | 0 | 0 | 0 | 0 | 0 | 0 |
| Nov 6 | NO | L | 1/0 | 0 | 0 | 0 | 0.0 | 0.0 | 0 | 0 | 0 | 0 | 0 | 0 |
| Nov 13 | at Arz | L | 1/0 | 1 | 0 | 1 | 0.0 | 0.0 | 0 | 0 | 0 | 0 | 0 | 0 |
| Nov 20 | NE | L | 1/0 | 0 | 0 | 0 | 0.0 | 0.0 | 0 | 0 | 0 | 0 | 0 | 0 |
| Nov 27 | at Mia | L | 1/0 | 1 | 0 | 1 | 0.0 | 0.0 | 0 | 0 | 0 | 0 | 0 | 0 |
| PLACED ON INJURED RESERVE (Knee) on 11/29 | | | | | | | | | | | | | | |
| TOTALS | | | | 9/0 | 2 | 0 | 2 | 0.0 | 0.0 | 0 | 0 | 0 | 0 | 0 |

Special Teams Tackles: 8

SKOV'S CAREER STATISTICS

| YEAR | TEAM | GP | GS | TACKLES | | | SACKS | YDS | INTERCEPTIONS | | | | FUMBLES | | | |
|---------------|------|-----------|----------|----------|----------|----------|----------------|------------|---------------|----------|----------|----------|----------|----------|----------|----------|
| | | | | TOT | SOL | AST | | | INT | YDS | LG | TD | PD | FF | FR | YDS |
| 2014 | SF | – | – | – | – | | PRACTICE SQUAD | – | – | – | – | – | – | – | – | – |
| 2015 | SF | 15 | 0 | 0 | 0 | 0 | 0.0 | 0.0 | 0 | 0 | – | 0 | 0 | 0 | 0 | 0 |
| 2016 | SF | 9 | 0 | 2 | 0 | 2 | 0.0 | 0.0 | 0 | 0 | – | 0 | 0 | 0 | 0 | 0 |
| TOTALS | | 24 | 0 | 2 | 0 | 2 | 0.0 | 0.0 | 0 | 0 | – | 0 | 0 | 0 | 0 | 0 |

Additional Statistics:

Special Teams Tackles – 12: 2015 (4); 2016 (8)

Milestones:

NFL Debut: vs. Min. (9/14/15)

SKOV'S CAREER HIGHS

Total Tackles: 1 at Arz. (11/13/16)

Assists: 1 at Arz. (11/13/16)

SKOV'S TRANSACTIONS

Originally signed as an undrafted free agent by SF on 5/12/14...Waived by SF on 8/30/14...Signed to SF practice squad on 8/31/14...Waived by SF on 9/15/14...Signed to TB practice squad on 9/24/14...Waived by TB on 10/21/14...Signed to SF practice squad on 11/11/14...Signed Reserve/Future contract with SF on 1/10/15...Waived by SF on 12/5/15...Re-signed by SF on 12/8/15...Waived by SF on 9/3/16...Signed to SF practice squad on 9/4/16...Promoted to SF active roster on 9/21/16...Placed on the Injured Reserve List on 11/29/16



TORREY SMITH

82

POSITION WR | HEIGHT 6-0 | WEIGHT 205 | COLLEGE MARYLAND

BORN 1.26.89 // FALMOUTH, VA // STAFFORD HS, FALMOUTH, VA
6TH YEAR // ACQUIRED FA IN '15

AWARDS & HONORS

- 2011:** AFC Special Teams Player of the Week (Week 11), Diet Pepsi Rookie of the Week (Week 11)
- 2012:** GMC "Never Say Never" Moment of the Year (Week 3)
- 2014:** Baltimore Ravens Walter Payton Man of the Year Award
- 2015:** 49ers Community Service Family Award (Co-Recipient)

CAREER HIGHLIGHTS

- Finished his time in Baltimore as the Ravens career leader in yds.-per-catch avg. (16.9), registering 213 receipts. for 3,591 yds. and 30 TDs.
- His 30 career rec. TDs rank second in Ravens franchise history, trailing only TE Todd Heap (41 rec. TDs).
- Led the Ravens with a career-high 11 TD receipts. in 2014, becoming the first Ravens player with 10-or-more TD receipts. since WR Michael Jackson had 14 in 1996.
- Registered a career-high 166 rec. yds. and 1 TD on 5 receipts. (33.2 avg.) at Buf. (9/29/13).
- With 1,128 rec. yds. in 2013, became the first Ravens player with 1,000-or-more rec. yds. in a season since since WR Derrick Mason had 1,028 rec. yds. in 2009.
- In 2011, became the third rookie to have two games (9/25/11 at StL; 11/2011 vs. Cin.) with 150-or-more rec. yds. and at least 1 TD receipt. in the same season since 1970 (WR Ken Burrow - 2 in 1971 and WR Randy Moss - 3 in 1998).
- Registered a career-high 3 TD receipts. at StL (9/25/11) in his first career start.
- Had his first 3 career receipts. go for TDs (74, 41 and 18 yds.) at StL (9/25/11), becoming the first rookie in NFL history and the 12th player since 1991 with 3 TD receipts. in the 1st qtr.
- Owns the Ravens rookie franchise record for most receipts. (50), and rec. yds. (841) and is tied with WR Marlon Brown in rec. TDs (7).
- In 2015, Smith became the first 49ers player to register 3 rec. TDs of 70-or-more yds. in the same season since WR John Taylor accomplished the feat in 1989. He is the first player in the NFL to reach the mark since Cleveland Browns WR Josh Gordon in 2013.

2016 HIGHLIGHTS

- Registered 3 receipts. for 55 yds. and 1 TD at Car. (9/18), a 28-yd. TD pass from QB Blaine Gabbert.
- Recorded 3 receipts. for 76 yds. (25.3 avg.) and 1 TD at Buf. (10/16), a 53-yd. TD pass from QB Colin Kaepernick.
- Registered his 3rd TD receipt. of the season at Mia. (11/27), a 4-yd. TD pass from QB Colin Kaepernick.

SMITH'S GOLDEN NUGGETS

- Named a co-recipient of the 49ers Community Service Family Award in 2015 along with his wife, Chanel, and their son, T.J.
- The Torrey Smith Family Fund provides support for at-risk youth with physical, educational and financial challenges. Visit TorreySmith.org for more information.
- During the 2016 offseason, Smith's family participated in "Best School Day." In an effort to help give students the tools and opportunities they need to succeed, Smith funded every school in East Baltimore. He appeared on the "Late Show with Stephen Colbert" in efforts to promote the cause.
- The "Torrey's Back to School Program" is held each August with the purpose of ensuring that 600 low-income elementary and middle school students have the basic items needed to begin the school year.

SMITH'S GAME-BY-GAME

2016

| Date | Opp | W/L | P/S | Rec | Yds | Avg | Lg | TD |
|---------------|--------|-----|--------------|---------------------|------------|-------------|------------|----------|
| Sep 12 | LA | W | 1/1 | 2 | 13 | 6.5 | 15 | 0 |
| Sep 18 | at Car | L | 1/1 | 3 | 55 | 18.3 | 28t | 1 |
| Sep 25 | at Sea | L | 1/1 | 3 | 35 | 11.7 | 13 | 0 |
| Oct 2 | Dal | L | 1/1 | 1 | 3 | 3.0 | 3 | 0 |
| Oct 6 | Arz | L | 1/1 | 0 | 0 | - | - | 0 |
| Oct 16 | at Buf | L | 1/1 | 3 | 76 | 25.3 | 53t | 1 |
| Oct 23 | TB | L | 1/1 | 1 | 17 | 17.0 | 17 | 0 |
| Nov 6 | NO | L | 1/1 | 2 | 18 | 9.0 | 13 | 0 |
| Nov 13 | at Arz | L | 1/1 | 2 | 26 | 13.0 | 21 | 0 |
| Nov 20 | NE | L | - | INACTIVE (Shoulder) | | - | - | - |
| Nov 27 | at Mia | L | 1/1 | 3 | 24 | 8.0 | 17 | 1 |
| Dec 4 | at Chi | L | 1/1 | 0 | 0 | - | - | 0 |
| Dec 11 | NYJ | | | | | | | |
| Dec 18 | at Atl | | | | | | | |
| Dec 24 | at LA | | | | | | | |
| Jan 1 | Sea | | | | | | | |
| TOTALS | | | 11/11 | 20 | 267 | 13.4 | 53t | 3 |

GOLDMINE

- When asked about having such a passion for community involvement and the inspiration behind it, Smith said that it goes back to his youth. He said, “For me, I’ve been giving back to the community since middle school. I actually won an award in middle school, the Martin Luther King Make a Difference Award. I’ve been giving back since day one, even when my family was the one receiving the help. I always felt like your time was just as important as your money. I’ve always given back to the community whether it’s schools or shelters or whatever. I know what a lot of these families are going through and a lot of these kids are going through. I wanted to be that support system for them and that’s why it’s important for me to give back.”
- During his time in Baltimore, Smith started the Torrey Smith Family Fund, which was established to provide youth with the tools they need to identify, unleash, and reach their full potential. Visit TorreySmith.org for more information in regards to Smith’s numerous efforts throughout the community.
- In April of 2016, Smith held his Fifth Annual Celebrity All-Star Basketball Game, also known as the “Battle of the Beltway” in the Baltimore Area. All proceeds benefited the Torrey Smith Foundation. The Smith Family has been working in collaboration with established nonprofits and corporate partners to create important new programs for Baltimore.
- Throughout the 2016 offseason, Smith used his time and resources to help those affected by the contaminated water supply in Flint, MI. Despite no ties to Michigan, Smith and former teammate, Justin Forsett, teamed with The United Way who helped coordinate school visits along with the donation of bottled water to Loving Hands which is an adult and senior care service.



- In April of 2015, Smith participated in the 137th edition of the White House Easter Egg Roll, which is the largest annual public event at 1600 Pennsylvania Avenue. More than 35,000 people gathered on the South Lawn to participate in egg hunts, live storytelling and fitness zones in conjunction with the First Lady’s “Let’s Move!” initiative.
- After losing his brother in a motorcycle accident the morning of a Sunday Night Football game against the New England Patriots, Smith went on to register 6 receipts for 127 yds. and 2 TDs as the Ravens defeated the Patriots, 31-30. It marked Smith’s third game with 100-or-more rec. yds. in his career.

- Smith has annually hosted his “Teaming up with Torrey” holiday toy drive, which benefits youth from the Baltimore area’s Dogwood Elementary School, Sarah’s Hope at Hannah Moore homeless shelter and the Boys and Girls Club of Metropolitan Baltimore.
- In April of 2015, Smith participated in the 137th edition of the White House Easter Egg Roll, which is the largest annual public event at 1600 Pennsylvania Avenue. More than 35,000 people gathered on the South Lawn to participate in egg hunts, live storytelling and fitness zones in conjunction with the First Lady’s “Let’s Move!” initiative.



- In May of 2015, Smith transformed a room at Gardenville Elementary (Baltimore, MD) into a literacy oasis with the focus on improving literacy in area schools. He later did the same for Moravia Park Elementary School (Baltimore, MD) two months later in July.
- In July of 2015, Smith joined the First Lady of Virginia, Dorothy McAuliffe, to visit Hollin Meadows Elementary School in Alexandria, VA to promote the Summer Food Service Program (SFSP) and recognize the important role schools play in providing healthy meals to children during the summer. He also recorded a Public Service Announcement (PSA) that is still aired in Virginia schools.



- After a fire destroyed his hometown elementary school in January of 2014, Smith held a school supply drive in Fredericksburg, VA. He also has “Torrey’s Back to School Fun Fest,” held each August with the purpose of ensuring that 600 low-income elementary and middle school students have the basic items needed to begin the school year. Each kid is able to meet Torrey and, with Walmart’s help, receive backpacks filled with all of the necessities to start off the school year successfully.

SMITH'S CAREER STATISTICS

| YEAR | TEAM | GP | GS | RECEIVING | | | | | RUSHING | | | | |
|---------------|------|-----------|-----------|------------|--------------|-------------|------------|-----------|----------|-----------|------------|-----------|----------|
| | | | | NO | YDS | AVG | LG | TD | ATT | YDS | AVG | LG | TD |
| 2011 | BAL | 16 | 14 | 50 | 841 | 16.8 | 74t | 7 | 4 | 39 | 9.8 | 16 | 0 |
| 2012 | BAL | 16 | 16 | 49 | 855 | 17.4 | 54 | 8 | 3 | 9 | 3.0 | 13 | 0 |
| 2013 | BAL | 16 | 16 | 65 | 1,128 | 17.4 | 74 | 4 | 0 | 0 | – | – | 0 |
| 2014 | BAL | 16 | 16 | 49 | 767 | 15.7 | 53 | 11 | 0 | 0 | – | – | 0 |
| 2015 | SF | 16 | 12 | 33 | 663 | 20.1 | 76t | 4 | 0 | 0 | – | – | 0 |
| 2016 | SF | 11 | 11 | 20 | 267 | 13.4 | 53t | 3 | 0 | 0 | – | – | 0 |
| TOTALS | | 91 | 85 | 266 | 4,521 | 17.0 | 76t | 37 | 7 | 48 | 6.9 | 16 | 0 |

PLAYOFFS

| YEAR | TEAM | GP | GS | RECEIVING | | | | | RUSHING | | | | |
|---------------|------|----------|----------|-----------|------------|-------------|------------|----------|----------|----------|------------|------------|----------|
| | | | | NO | YDS | AVG | LG | TD | ATT | YDS | AVG | LG | TD |
| 2011 | BAL | 2 | 1 | 4 | 91 | 22.8 | 42 | 1 | 0 | 0 | – | – | 0 |
| 2012 | BAL | 4 | 4 | 11 | 233 | 21.2 | 59t | 2 | 1 | 0 | 0.0 | 0.0 | 0 |
| 2014 | BAL | 2 | 2 | 5 | 90 | 18.0 | 35 | 1 | 0 | 0 | – | – | 0 |
| TOTALS | | 8 | 7 | 20 | 414 | 20.7 | 59t | 4 | 1 | 0 | 0.0 | 0.0 | 0 |

Additional Statistics:

Fumble – Lost – 2–0: 1–0 in 2011, 1–0 in 2013

Kick Returns – 1: 2016 (1)

Kick Return Yards – 13: 2016 (13)

Milestones:

NFL Debut: vs. Pit. (9/11/11); **First Start:** at StL (9/25/11); **First Reception:** at StL (9/25/11 – 74–yd. TD pass from QB Joe Flacco); **First TD Reception:** at StL (9/25/11 – 74–yd. TD pass from QB Joe Flacco); **100–yd. Games:** 7, Last at Pit. (9/20/15 – 120 yds.); **Reached 1,000 rec. yds:** vs. NE (9/23/12 – 32–yd. pass from QB Joe Flacco); **Reached 2,000 rec. yds:** at Buf. (9/29/13 – 22–yd. pass from QB Joe Flacco); **Reached 3,000 rec. yds:** at Ind. (10/5/14 – 7–yd. pass from QB Joe Flacco); **Reached 4,000 rec. yds:** vs. Arz. (11/29/15 – 10–yd. pass from QB Blaine Gabbert)

SMITH'S CAREER HIGHS

Receptions: Regular Season – 7 (2 times) Last vs. Cle. (9/15/13);
Postseason – 4 at NE (1/20/13)

Receiving Yards: Regular Season – 166 at Buf. (9/29/13); Postseason –
98 at Den. (1/12/13)

Long Reception: Regular Season – 76t vs. Bal. (10/18/15); Postseason –
59t at Den. (1/12/13)

TD Receptions: Regular Season – 3 at StL (9/25/11); Postseason – 2 at
Den. (1/12/13)

Rushes: 1 (7 times) Last at Cin. (12/30/12)

Long Rush: 16 (2 times) Last vs. Ind. (12/11/11)

SMITH'S TRANSACTIONS

Originally drafted in the 2nd round (58th overall) by Bal. in the 2011 NFL Draft...Signed a five–year contract with SF on 3/11/15.



JOE STALEY

74

POSITION T

HEIGHT 6-5

WEIGHT 315

COLLEGE CENTRAL MICHIGAN

BORN 8.30.84 // ROCKFORD, MI // ROCKFORD HS, ROCKFORD, MI
10TH YEAR // ACQUIRED D-1B IN '07

AWARDS & HONORS

- 2011:** AP All-Pro Second Team, NFC Pro Bowl, Madden Most Valuable Protectors Award (Week 5), All-NFC West Offense by ESPN's Mike Sando
- 2012:** AP Second-Team All-Pro, NFC Pro Bowl selection (Starter), 2012 Madden Most Valuable Protectors Award, Madden Most Valuable Protectors Award (Week 5), Madden Most Valuable Protectors Award (Week 7), Madden Most Valuable Protectors Award (Week 12)
- 2013:** AP Second-Team All-Pro, Pro Bowl, PFWA All-NFL Team
- 2014:** Pro Bowl, Bobb McKittrick Award
- 2015:** Pro Bowl, Bobb McKittrick Award



CAREER HIGHLIGHTS

- Became the first 49ers rookie O-Lineman to start every single game in a season since Cas Banaszek (1968-77), who started all 14 contests in 1968.
- Was 1 of only 3 NFL rookies (former 49ers LB Patrick Willis and Browns LT Joe Thomas) to line up for every single snap in 2007, and was 1 of 35 NFL players overall to accomplish the feat out of 1,898 total players.
- Recovered a fumble for a TD [vs. NYJ (12/7/08)], becoming the 6th offensive lineman in 49ers history to register a TD.

2016 HIGHLIGHTS

- Part of an offensive line group that helped the 49ers offense rush for 150 yds. and 3 TDs on 42 carries and did not allow a sack on 35 atts. by QB Blaine Gabbert vs. LA (9/12).
- Helped the 49ers offense rush for a season-high 193 yds. on 25 atts. (7.7 avg.) at Mia. (11/27). The team's 7.7 avg. yds. per carry was the highest by the 49ers offense since 12/20/14 vs. SD [355 yds. on 40 atts. (8.9 avg.)]. Additionally, the team's 193 yds. on the ground were the most since 9/14/15 vs. Min. (230 yds.).

STALEY'S GOLDEN NUGGETS

- One of eight finalists for the second annual Art Rooney Sportsmanship Award in 2015, presented annually to the NFL player who best demonstrates the qualities of on-field sportsmanship, including fair play, respect for the game and opponents, and integrity in competition.
- During the 2015 offseason, he and his teammates invited Anthony Pineda, a 13-year-old who battled Leukemia, to be a "Captain for the Day" as part of ESPN's "My Wish" program.
- In 2015, Staley was selected as the Bobb McKittrick Award winner for the second consecutive season, which is given annually to the 49ers offensive lineman who best represents the courage, intensity and sacrifice displayed by the longtime offensive line coach, during his 21 years of service to the 49ers. The award was established by the 49ers in 1999, and is voted on by the offensive line.

GOLDMINE

- Entering his sophomore season at Central Michigan, Staley and the football program experienced a coaching change. New head coach Brian Kelly and offensive line coach Jeff Quinn asked him to make the switch to offensive tackle. He agreed and the transformation began where he began to wake up at 2 a.m. to consume a 2,000 calorie weight-gaining shake and would work out twice a day to prepare his body for its new life in the trenches. In the first offseason, Staley added 20 pounds to his lean frame. By the time he was a senior, he reached 290 pounds and went on to become the first Chippewa to be drafted in the first round of the NFL Draft.
- In 2013, Joe was an ambassador for San Francisco's first Electric Run, a 5K race that benefits Smile Train, the world's largest cleft lip and palate charity. The race, which was held at Candlestick Park, raised \$10,000 for Smile Train and more than 8,000 people participated in the event.

- Prior to Super Bowl 50 at Levi's Stadium, Staley gave away a pair of tickets and a signed game-worn jersey to single father Johnel Spivey and his seven-year-old daughter, Jordan. Spivey, 54, had been on dialysis three days a week for the previous six years. Despite surgery, he avoided pain medication so he could stay focused on his daughter's needs.



STALEY'S CAREER STATISTICS

GAMES/STARTS – 142/142; 2007 (16/16); 2008 (16/16); 2009 (9/9); 2010 (9/9); 2011 (16/16); 2012 (16/16); 2013 (16/16); 2014 (16/16); 2015 (16/16); 2016 (11/11)

POSTSEASON GAMES/STARTS – 8/8; 2011 (2/2); 2012 (3/3); 2013 (3/3)

Additional Statistics:

Touchdowns – 1: 2008 [FR in endzone vs. NYJ (12/7/08)]

Receptions – 2: 2011 [17-yd. pass from QB Alex Smith vs. Cle. (10/30/11)]; 2013 [14-yd. pass from QB Colin Kaepernick at Arz. (12/29/13)]

Fumble Recoveries – 6: 2007 (1), 2008 (1), 2009 (2), 2012 (1); 2015 (1)

Milestones:

NFL Debut: vs. Arz. (9/10/07); **First Start:** vs. Arz. (9/10/07); **First Reception:** vs. Cle. (10/30/11 – 17-yd. pass from QB Alex Smith); **First FR:** vs. NYJ (12/7/08 – WR Jason Hill); **First FR Returned for a TD:** vs. NYJ (12/7/08 – recovered WR Jason Hill fumble in the end zone); **100th Career Start:** vs. Chi. (9/14/14)

STALEY'S TRANSACTIONS

Originally the second of two 1st-round (28th overall) draft choices by SF in 2007...Signed a six-year contract extension through 2017 on 6/4/09...Signed a two-year contract extension through 2019 on 7/17/14.



ROD STREATER

81

POSITION WR | HEIGHT 6-2 | WEIGHT 195 | COLLEGE TEMPLE

BORN 2.9.88 // BURLINGTON, NJ // BURLINGTON TOWNSHIP HS, BURLINGTON, NJ
5TH YEAR // ACQUIRED TR IN '16 - KC

AWARDS & HONORS

2015: Oakland Raiders Ed Block Courage Award Recipient

GOLDMINE

- Streater's passion for volunteering in the community came from his mother, Darlene Streater, who passed away in 2014 after battling breast cancer. "She was always so positive," Streater said of his mom in 2015. "She always had a positive vibe around her. Everybody was attracted to her. Whenever she was around people, they just loved her. That's what makes me want to keep giving back."
- As a member of the Oakland Raiders, founded the Rod Streater Foundation in 2014 with the mission to inspire the potential of our local youth by imparting leadership values of respect and responsibility. The signature program of the foundation, "Where's Streater?", focuses on sponsoring free activities that promote healthy lifestyles, technology, culture and the arts and has made visits to Oakland's Chabot Space and Science Center, the San Francisco Zoo, the Monterey Bay Aquarium and the NFL Experience at Super Bowl 50 among others. More information on the Rod Streater Foundation is available at www.rodstreaterfoundation.org.



STREATER'S GOLDEN NUGGETS

- Developed his passion for volunteering from his mother, Darlene. In 2014, he created the Rod Streater Foundation with the mission to impart the values of respect and responsibility to the local youth. The signature program, "Where's Streater?", gives kids the opportunity to go places they wouldn't normally go.
- Streater has always had a passion for art and has incorporated that love into his foundation, partnering with a non-profit organization called CoachArt. In 2015, he earned the CoachArt Courage and Hope Award.
- Named the Raiders Ed Block Courage Award winner for the 2015 season. The award is presented each year to the player that exemplified a commitment to sportsmanship and courage.

STREATER'S GAME-BY-GAME

2016

| Date | Opp | W/L | P/S | Rec | Yds | Avg | Lg | TD |
|---------------|--------|-----|-------------|----------|------------|-------------|-----------|----------|
| Sep 12 | LA | W | 1/0 | 0 | 0 | — | — | 0 |
| Sep 18 | at Car | L | 1/0 | 1 | 13 | 13.0 | 13 | 0 |
| Sep 25 | at Sea | L | 1/0 | 1 | 19 | 19.0 | 19 | 0 |
| Oct 2 | Dal | L | 1/0 | 0 | 0 | — | — | 0 |
| Oct 6 | Arz | L | 1/0 | 0 | 0 | — | — | 0 |
| Oct 16 | at Buf | L | 1/0 | 1 | 16 | 16.0 | 16 | 0 |
| Oct 23 | TB | L | 1/0 | 0 | 0 | — | — | 0 |
| Nov 6 | NO | L | 1/0 | 0 | 0 | — | — | 0 |
| Nov 13 | at Arz | L | 1/0 | 1 | 11 | 11.0 | 11 | 0 |
| Nov 20 | NE | L | 1/0 | 0 | 0 | — | — | 0 |
| Nov 27 | at Mia | L | 1/0 | 4 | 46 | 11.5 | 25 | 0 |
| Dec 4 | at Chi | L | 1/0 | 0 | 0 | — | — | 0 |
| Dec 11 | NYJ | | | | | | | |
| Dec 18 | at Atl | | | | | | | |
| Dec 24 | at LA | | | | | | | |
| Jan 1 | Sea | | | | | | | |
| TOTALS | | | 12/0 | 8 | 105 | 13.1 | 25 | 0 |

Special Teams Tackles: 6

GOLDMINE (CONTINUED)

- Since 2014, Streater and former teammate WR Kashif Moore have annually returned home to their alma mater Burlington Township High School to host the Catch Your Dream Football Camp, where 200 local kids go through drills and learn the fundamentals of football.

- During his time with the Raiders, Streater was heavily involved in the local Bay Area community. In 2014, Streater hosted children and family members from UCSF Benioff Children's Hospital Oakland Diabetes Clinic during the holiday season and shared healthy recipes, specifically for children with Type 1 diabetes.



- Streater has always had a passion for art and took a few art classes while attending community college. Currently, he is studying to receive his bachelor's degree in digital art and game animation at the Art Institute of Pittsburgh's online program. Streater also integrates his love of art into his foundation, as he has partnered with CoachArt, a non-profit organization dedicated to improving the lives of children with chronic illness by providing free arts and athletics lessons. "As a kid I always loved art. I just wanted to figure out how to introduce kids to art and interact with them, go on field trips or just hang out with them." In 2015, he was honored with the CoachArt Courage and Hope Award, which recognizes an individual in the community who sets a standard of excellence in their professional accomplishments and their personal humanitarianism.

In 2015, he participated in KPIX 5's Domestic Violence Telethon to raise money for Domestic Violence organizations around the Bay Area and the Making Strides Against Breast Cancer Walnut Creek 5K Fundraising Walk, which raised money in support of the American Cancer Society.

STREATER'S CAREER STATISTICS

| YEAR | TEAM | GP | GS | RECEIVING | | | | | RUSHING | | | | |
|---------------|------|-----------|-----------|------------|--------------|-------------|-----------|----------|----------|-----------|------------|----------|----------|
| | | | | NO | YDS | AVG | LG | TD | ATT | YDS | AVG | LG | TD |
| 2012 | OAK | 16 | 2 | 39 | 584 | 15.0 | 64t | 3 | 0 | 0 | — | — | 0 |
| 2013 | OAK | 16 | 14 | 60 | 888 | 14.8 | 66 | 4 | 2 | 17 | 8.5 | 9 | 0 |
| 2014 | OAK | 3 | 3 | 9 | 84 | 9.3 | 17 | 1 | 0 | 0 | — | — | 0 |
| 2015 | OAK | 1 | 0 | 1 | 8 | 8.0 | 8 | 0 | 0 | 0 | — | — | 0 |
| 2016 | SF | 12 | 0 | 8 | 105 | 13.1 | 25 | 0 | 0 | 0 | — | — | 0 |
| TOTALS | | 48 | 19 | 117 | 1,669 | 14.3 | 66 | 8 | 2 | 17 | 8.5 | 9 | 0 |

Additional Statistics:

Special Teams Tackles – 6: 2016 (6)

Fumble – Lost – 2 – 2: 1–1 in 2012, 1–1 in 2013

Milestones:

NFL Debut: vs. SD (9/10/12); **First Start:** vs. SD (9/10/12); **First Reception:** vs. SD (9/10/12 – 8–yd. pass from QB Carson Palmer); **First TD Reception:** vs. SD (9/10/12 – 2–yd. pass from QB Carson Palmer); **100–yd. Games:** 2 Last at NYJ (12/8/13 – 130 yds.); **Reached 1,000 rec. yds:** vs. Phi. (11/3/11 – 18–yd. pass from QB Terrelle Pryor)

STREATER'S CAREER HIGHS

Receptions: 7 at NYJ (12/8/13)

Receiving Yards: 130 at NYJ (12/8/13)

Receiving TDs: 1 (8 times) Last at NYJ (9/7/14)

Long Reception: 66 vs. Phi. (11/3/13)

Rushes: 1 (2 times) Last at Hou. (11/17/13)

Rushing Yards: 9 at Ind. (9/8/13)

Long Rush: 9 at Ind. (9/8/13)

STREATER'S TRANSACTIONS

Originally signed as an undrafted free agent by Oak. on 5/11/12...Re–signed with Oak. on 4/7/15...Signed a one–year contract with KC on 3/12/16...Traded to SF on 9/3/16.

2015 (OAKLAND)

- Saw action in one game [vs. Cin. (9/13)] and registered 1 receipt. for 8 yds.

2014 (OAKLAND)

- Started the first three games of the year and recorded 9 receipts. for 84 yds. and 1 TD.
- Placed on the Injured Reserve List with a foot injury on 10/2.

2013 (OAKLAND)

- Saw action in all 16 games (14 starts) and led the team in receipts. (60) and yds. (888) while adding 4 TDs.
- Registered career highs in receipts. (7) and yds. (130) with 1 TD at NYJ (12/8).

2012 (OAKLAND)

- Appeared in all 16 games (2 starts) as a rookie and recorded 39 receipts. for 584 yds. (15.0 avg.) and 3 TDs.
- Made his NFL debut and first career start vs. SD (9/10) and notched 4 receipts. for 27 yds. and 1 TD.
- Registered 4 receipts. for 100 yds. vs. Den. (12/6).

COLLEGE

Played two years at Temple University after transferring from Alfred (NY) State Junior College. Appeared in 25 career games (16 starts) at Temple and was named *Philadelphia Inquirer* Academic All-Area in both 2010 and 2011. As a senior, ranked third on team with 19 receipts. for 401 yds. and three TDs. As a junior, appeared in all 12 games (7 starts) and finished second on team with 30 receipts. for 481 yds. and four TDs while being named the team's 2010 Newcomer of the Year. Played both wide receiver and safety during his two seasons at Alfred State. In 2009, recorded 24 receipts. for 539 yds. and six TDs and posted 20 tackles, two INTs and one FF.

PERSONAL

- Majored in strategic and organizational communication at Temple.
- While at Alfred (NY) State, was a first-team All-American and All-Region III in the high jump and helped the track team to its third consecutive regional championship in 2009 and a fourth-place finish at the 2009 NJCAA national championships.
- Attended Burlington Township (Burlington, NJ) HS, where he was an all-Patriot division selection at defensive back.
- Born Rod Streater (2/9/88) in Burlington, NJ.

INJURY REPORT

2014: Inactive at Mia. (9/28) and placed on the Injured Reserve List on 10/2 with a foot injury.

STREATER'S GAME-BY-GAME

2012 (Oakland)

| Date | Opp | W/L | P/S | Rec | Yds | Avg | Lg | TD |
|---------------|--------|-----|-------------|-----------|------------|-------------|------------|----------|
| Sep 10 | SD | L | 1/1 | 4 | 27 | 6.8 | 13 | 1 |
| Sep 16 | at Mia | L | 1/0 | 2 | 19 | 9.5 | 13 | 0 |
| Sep 23 | Pit | W | 1/0 | 2 | 22 | 11.0 | 17 | 0 |
| Sep 30 | at Den | L | 1/0 | 0 | 0 | — | — | 0 |
| Oct 14 | at Atl | L | 1/0 | 3 | 24 | 8.0 | 14 | 0 |
| Oct 21 | Jac | W | 1/1 | 2 | 41 | 20.5 | 23 | 0 |
| Oct 28 | at KC | W | 1/0 | 1 | 9 | 9.0 | 9 | 0 |
| Nov 4 | TB | L | 1/0 | 4 | 54 | 13.5 | 25t | 1 |
| Nov 11 | at Bal | L | 1/0 | 1 | 11 | 11.0 | 11 | 0 |
| Nov 18 | NO | L | 1/0 | 2 | 26 | 13.0 | 20 | 0 |
| Nov 25 | at Cin | L | 1/0 | 0 | 0 | — | — | 0 |
| Dec 2 | Cle | L | 1/0 | 3 | 96 | 32.0 | 64t | 1 |
| Dec 6 | Den | L | 1/0 | 4 | 100 | 25.0 | 58 | 0 |
| Dec 16 | KC | W | 1/0 | 5 | 62 | 12.4 | 19 | 0 |
| Dec 23 | at Car | L | 1/0 | 2 | 16 | 8.0 | 12 | 0 |
| Dec 30 | at SD | L | 1/0 | 4 | 77 | 19.3 | 38 | 0 |
| TOTALS | | | 16/2 | 39 | 584 | 15.0 | 64t | 3 |

2013 (Oakland)

| Date | Opp | W/L | P/S | Rec | Yds | Avg | Lg | TD |
|---------------|--------|-----|--------------|-----------|------------|-------------|-----------|----------|
| Sep 8 | at Ind | L | 1/1 | 5 | 70 | 14.0 | 18 | 0 |
| Sep 15 | Jax | W | 1/1 | 3 | 42 | 14.0 | 17 | 0 |
| Sep 23 | at Den | L | 1/1 | 3 | 42 | 14.0 | 28 | 0 |
| Sep 29 | Was | L | 1/1 | 2 | 18 | 9.0 | 14 | 0 |
| Oct 6 | SD | W | 1/1 | 3 | 56 | 18.7 | 44t | 1 |
| Oct 13 | at KC | L | 1/1 | 3 | 46 | 15.3 | 18 | 0 |
| Oct 27 | Pit | W | 1/1 | 4 | 45 | 11.3 | 16 | 0 |
| Nov 3 | Phi | L | 1/1 | 5 | 98 | 19.6 | 66 | 0 |
| Nov 10 | at NYG | L | 1/0 | 1 | 6 | 6.0 | 6 | 0 |
| Nov 17 | at Hou | W | 1/0 | 6 | 84 | 14.0 | 36 | 1 |
| Nov 24 | Ten | L | 1/1 | 5 | 93 | 18.6 | 23 | 0 |
| Nov 28 | at Dal | L | 1/1 | 3 | 57 | 19.0 | 27 | 0 |
| Dec 8 | at NYJ | L | 1/1 | 7 | 130 | 18.6 | 48t | 1 |
| Dec 15 | KC | L | 1/1 | 4 | 59 | 14.8 | 26 | 0 |
| Dec 22 | at SD | L | 1/1 | 1 | 2 | 2.0 | 2 | 0 |
| Dec 29 | Den | L | 1/1 | 5 | 40 | 8.0 | 14t | 1 |
| TOTALS | | | 16/14 | 60 | 888 | 14.8 | 66 | 4 |

2014 (Oakland)

| Date | Opp | W/L | P/S | Rec | Yds | Avg | Lg | TD |
|---|--------|-----|------------|----------|-----------|-----------------|-----------|----------|
| Sep 7 | at NYJ | L | 1/1 | 5 | 46 | 9.2 | 17 | 1 |
| Sep 14 | Hou | L | 1/1 | 1 | 6 | 6.0 | 6 | 0 |
| Sep 21 | at NE | L | 1/1 | 3 | 32 | 10.7 | 14 | 0 |
| Sep 28 | at Mia | L | — | — | — | INACTIVE (Foot) | — | — |
| PLACED ON INJURED RESERVE (Foot) ON 10/2 | | | | | | | | |
| TOTALS | | | 3/3 | 9 | 84 | 9.3 | 17 | 1 |

2015 (Oakland)

| Date | Opp | W/L | P/S | Rec | Yds | Avg | Lg | TD |
|---------------|--------|-----|------------|----------|----------|--------------|----------|----------|
| Sep 13 | Cin | L | 1/0 | 1 | 8 | 8.0 | 8 | 0 |
| Sep 20 | Bal | W | — | — | — | INACTIVE | — | — |
| Sep 27 | at Cle | W | — | — | — | INACTIVE | — | — |
| Oct 4 | at Chi | L | — | — | — | DID NOT PLAY | — | — |
| Oct 11 | Den | L | — | — | — | INACTIVE | — | — |
| Oct 25 | at SD | W | — | — | — | INACTIVE | — | — |
| Nov 1 | NYJ | W | — | — | — | INACTIVE | — | — |
| Nov 8 | at Pit | L | — | — | — | INACTIVE | — | — |
| Nov 15 | Min | L | — | — | — | INACTIVE | — | — |
| Nov 22 | at Det | L | — | — | — | INACTIVE | — | — |
| Nov 29 | at Ten | W | — | — | — | INACTIVE | — | — |
| Dec 6 | KC | L | — | — | — | INACTIVE | — | — |
| Dec 13 | at Den | W | — | — | — | INACTIVE | — | — |
| Dec 20 | GB | L | — | — | — | INACTIVE | — | — |
| Dec 24 | SD | W | — | — | — | INACTIVE | — | — |
| Jan 3 | at KC | L | — | — | — | INACTIVE | — | — |
| TOTALS | | | 1/0 | 1 | 8 | 8.0 | 8 | 0 |



VINNIE SUNSERI

40

POSITION **S**

HEIGHT **6-0**

WEIGHT **210**

COLLEGE **ALABAMA**

**BORN 9.27.93 // TUSCALOOSA, AL // NORTHRIDGE HS, TUSCALOOSA, AL
3RD YEAR // ACQUIRED FA IN '16**

GOLDMINE

- Sunseri participated in numerous community service events to give back to the Louisiana community during his time with the New Orleans Saints. In June of 2015, he took part in former teammate Tim Lelito's charity softball game to raise money for the "Get Checked or Check Out" foundation and the Team Gleason Foundation. In October of 2014, Sunseri and former Saints teammates helped donate and install more than \$20,000 worth of exercise and game-room equipment to Hispanic Apostolate, a local youth program as part of the 16th Annual NFL-United Way Hometown Huddle.
- Sunseri grew up in a football family. His father, Sal, has 31 years of experience coaching college and NFL football and is currently in his first year as the linebackers coach for the Oakland Raiders. Sal was the assistant head coach and linebackers coach at Alabama while Sunseri was in school in 2011. Sunseri's brother, Tino, played quarterback for the Saskatchewan Roughriders of the CFL (2013-15) and is currently an offensive quality control coach at Florida State.

SUNSERI'S GOLDEN NUGGETS

- Originally a draft pick of the New Orleans Saints, saw action in 9 games and recorded 5 tackles during the 2014 season.
- Was teammates with 49ers DL Quinton Dial at Alabama (2011-12), where they earned back-to-back BCS National Championships.

SUNSERI'S GAME-BY-GAME

2016

| Date | Opp | W/L | P/S | Tot | Sol | Ast | Sk | Yds | Int | Yds | PD | FF | FR | Yds |
|--|--------|-----|------------|----------------|----------|----------|------------|------------|----------|----------|----------|----------|----------|----------|
| SIGNED TO SF PRACTICE SQUAD ON 11/1 | | | | | | | | | | | | | | |
| Nov 6 | NO | L | - | PRACTICE SQUAD | | | - | - | - | - | - | - | - | - |
| Nov 13 | at Arz | L | - | PRACTICE SQUAD | | | - | - | - | - | - | - | - | - |
| Nov 20 | NE | L | - | PRACTICE SQUAD | | | - | - | - | - | - | - | - | - |
| PROMOTED TO SF ACTIVE ROSTER ON 11/22 | | | | | | | | | | | | | | |
| Nov 27 | at Mia | L | 1/0 | 0 | 0 | 0 | 0.0 | 0.0 | 0 | 0 | 0 | 0 | 0 | 0 |
| Dec 4 | at Chi | L | 1/0 | 0 | 0 | 0 | 0.0 | 0.0 | 0 | 0 | 0 | 0 | 0 | 0 |
| Dec 11 | NYJ | | | | | | | | | | | | | |
| Dec 18 | at Atl | | | | | | | | | | | | | |
| Dec 24 | at LA | | | | | | | | | | | | | |
| Jan 1 | Sea | | | | | | | | | | | | | |
| TOTALS | | | 2/0 | 0 | 0 | 0 | 0.0 | 0.0 | 0 | 0 | 0 | 0 | 0 | 0 |

SUNSERI'S CAREER STATISTICS

| YEAR | TEAM | GP | GS | TACKLES | | | | | INTERCEPTIONS | | | | | FUMBLES | | | |
|---------------|------|-----------|----------|----------|----------|------------------------|------------|------------|---------------|----------|----------|----------|----------|----------|----------|----------|----------|
| | | | | TOT | SOL | AST | SACKS | YDS | INT | YDS | LG | TD | PD | FF | FR | YDS | |
| 2014 | NO | 9 | 0 | 5 | 3 | 2 | 0.0 | 0.0 | 0 | 0 | - | 0 | 0 | 0 | 0 | 0 | 0 |
| 2015 | NO | - | - | - | - | INJURED RESERVE (Knee) | | | - | - | - | - | - | - | - | - | - |
| 2016 | SF | 2 | 0 | 0 | 0 | 0 | 0.0 | 0.0 | 0 | 0 | - | 0 | 0 | 0 | 0 | 0 | 0 |
| TOTALS | | 11 | 0 | 5 | 3 | 2 | 0.0 | 0.0 | 0 | 0 | - | 0 | 0 | 0 | 0 | 0 | 0 |

Additional Statistics:

Special Teams Tackles – 6: 2014 (6)

Milestones:

NFL Debut: at Atl. (9/7/14)

SUNSERI'S CAREER HIGHS

Total Tackles: 2 vs. SF (11/9/14)

Assists: 1 (2 times) Last at Car. (10/30/14)

Solo: 2 vs. SF (11/9/14)

SUNSERI'S TRANSACTIONS

Originally a 5th-round (167th overall) draft choice by NO in 2014...Placed on the Injured Reserve List on 11/12/14...Waived/Injured by NO on 9/1/15...Placed on the Injured Reserve List on 9/2/15...Waived by NO on 4/25/16...Signed by NE on 7/24/16...Waived by NE on 9/3/16...Signed to NE practice squad on 9/6/16...Released by NE on 10/24/16...Signed to SF practice squad on 11/1/16...Promoted to SF active roster on 11/22/16.



JAQUISKI TARTT

29

POSITION S | HEIGHT 6-1 | WEIGHT 221 | COLLEGE SAMFORD

BORN 2.12.92 // MOBILE, AL // DAVIDSON HS, MOBILE, AL
2ND YEAR // ACQUIRED D-2 IN '15

AWARDS & HONORS

2015: Thomas Herrion Memorial Award

GOLDMINE

- Tartt's young football career has been heavily influenced by his family. He played his first year of organized football in 2009 at Davidson HS in Mobile, AL, to honor his grandfather, Alfred Lewis, who passed away during the summer before his senior year. "The football coaches and my friends wanted me to come out and play, and he really wanted me to play. I really wanted to play again ever since he passed away, so I do this in his memory." Additionally, Jaquiski chose to attend Samford University at the urging of his mother, a traveling nurse who wanted to go there herself because of their pharmacy program.
- Drafted by the 49ers in the second round of the 2015 NFL Draft, Tartt reunited with best friend and former high school teammate DB Jimmie Ward. Both products of Davidson High School in Mobile, AL, the pair won the Class 6A Region 1 football championship as the school's starting safeties in 2009.
- While visiting his hometown of Mobile during his youth football camp in July of 2016, Tartt was given the key to the city. "If anybody would have told me I would be getting a key to the city of Mobile, I'd have thought they were crazy. It's a wonderful feeling."
- A two-time All-American and All-Southern Conference selection, Tartt was the first player in Samford school history to be invited to play in the Reese's Senior Bowl. Just the sixth player selected in the NFL draft in school history, Jaquiski holds the distinction of being the first player drafted in the second round or higher from Samford University.



TARTT'S GOLDEN NUGGETS

- Pronounced juh-KWAH-skee.
- Teamed with Next Level Football Camp for his inaugural camp in his hometown of Mobile, AL on July 9, 2016. The goal of the camp was to allow one day of football training to impact the other 364 days of the year by participants being partnered with a mentor/coach from the camp.
- Named the 49ers Thomas Herrion Memorial Award winner for the 2015 season. The award, as voted on by the coaches, was established in 2005 by 49ers owners Denise and John York and is presented to a rookie or first-year player who best represents the dream of Thomas Herrion.
- Became the sixth player selected in the NFL Draft in Samford school history and holds the distinction of being the first player drafted in the second round or higher.
- Reunited with high school teammate and 2014 49ers 1st round pick DB Jimmie Ward. Both are products of Davidson HS in Mobile, AL. The pair won the Class 6A Region 1 football championship as the school's starting safeties in 2009.

TARTT'S GAME-BY-GAME

| 2016 | | | | | | | | | | | | | | |
|---------------|--------|-----|-----|-------------|-----------|-----------|-----------------|------------|------------|----------|----------|----------|----------|----------|
| Date | Opp | W/L | P/S | Tot | Sol | Ast | Sk | Yds | Int | Yds | PD | FF | FR Yds | |
| Sep 12 | LA | W | 1/0 | 1 | 1 | 0 | 0.0 | 0.0 | 0 | 0 | 0 | 0 | 0 | |
| Sep 18 | at Car | L | 1/0 | 3 | 2 | 1 | 0.0 | 0.0 | 0 | 0 | 0 | 0 | 0 | |
| Sep 25 | at Sea | L | 1/0 | 2 | 1 | 1 | 0.0 | 0.0 | 0 | 0 | 0 | 0 | 0 | |
| Oct 2 | Dal | L | 1/0 | 4 | 3 | 1 | 0.0 | 0.0 | 0 | 0 | 0 | 0 | 0 | |
| Oct 6 | Arz | L | 1/0 | 5 | 3 | 2 | 0.0 | 0.0 | 0 | 0 | 1 | 0 | 0 | |
| Oct 16 | at Buf | L | - | - | - | - | INACTIVE (Quad) | - | - | - | - | - | - | |
| Oct 23 | TB | L | 1/0 | 2 | 1 | 1 | 0.0 | 0.0 | 0 | 0 | 0 | 0 | 0 | |
| Nov 6 | NO | L | 1/0 | 1 | 1 | 0 | 0.0 | 0.0 | 0 | 0 | 1 | 0 | 0 | |
| Nov 13 | at Arz | L | 1/0 | 0 | 0 | 0 | 0.0 | 0.0 | 0 | 0 | 0 | 0 | 0 | |
| Nov 20 | NE | L | 1/0 | 2 | 1 | 1 | 0.0 | 0.0 | 0 | 0 | 0 | 0 | 0 | |
| Nov 27 | at Mia | L | 1/1 | 3 | 2 | 1 | 0.0 | 0.0 | 0 | 0 | 0 | 0 | 0 | |
| Dec 4 | at Chi | L | 1/1 | 5 | 1 | 4 | 0.0 | 0.0 | 0 | 0 | 0 | 0 | 0 | |
| Dec 11 | NYJ | | | | | | | | | | | | | |
| Dec 18 | at Atl | | | | | | | | | | | | | |
| Dec 24 | at LA | | | | | | | | | | | | | |
| Jan 1 | Sea | | | | | | | | | | | | | |
| TOTALS | | | | 11/1 | 28 | 16 | 12 | 0.0 | 0.0 | 0 | 0 | 2 | 0 | 0 |

Special Teams Tackles: 10

TARTT'S CAREER STATISTICS

| YEAR | TEAM | GP | GS | TACKLES | | | | | INTERCEPTIONS | | | | | FUMBLES | | |
|---------------|------|-----------|----------|-----------|-----------|-----------|------------|-------------|---------------|-----------|-----------|----------|----------|----------|----------|----------|
| | | | | TOT | SOL | AST | SACKS | YDS | INT | YDS | LG | TD | PD | FF | FR | YDS |
| 2015 | SF | 15 | 8 | 66 | 57 | 9 | 2.0 | 22.0 | 1 | 25 | 25 | 0 | 3 | 1 | 0 | 0 |
| 2016 | SF | 11 | 1 | 28 | 16 | 12 | 0.0 | 0.0 | 0 | 0 | – | 0 | 2 | 0 | 0 | 0 |
| TOTALS | | 26 | 9 | 94 | 73 | 21 | 2.0 | 22.0 | 1 | 25 | 25 | 0 | 5 | 1 | 0 | 0 |

Additional Statistics:

Special Teams Tackles – 11: 2015 (1); 2016 (10)

Milestones:

NFL Debut: vs. Min. (9/14/15); **First Sack:** vs. Min. (9/14/15 – QB Teddy Bridgewater); **First Start:** at StL (11/1/15); **First FF:** at StL (11/1/15 – WR Tavon Austin); **First INT:** at Cle. (12/12/15 – QB Johnny Manziel)

TARTT'S CAREER HIGHS

Total Tackles: 10 at Chi. (12/6/15)
Solo: 9 at Chi. (12/6/15)
Assists: 4 at Chi. (12/4/16)
Passes Defensed: 2 vs. Atl. (11/8/15)
Forced Fumbles: 1 at StL (11/1/15)

Interceptions: 1 at Cle. (12/13/15)
Interception Yards: 25 at Cle. (12/13/15)
Long Interception Return: 25 at Cle. (12/13/15)
Sacks: 1.0 (2 times) Last at Chi. (12/6/15)

TARTT'S TRANSACTIONS

Originally a 2nd-round (46th overall) draft choice by SF in 2015...Placed on the Active/Non-Football Injury List on 7/31/16...Activated from the Active/Non-Football Injury List on 8/6/16.



JOHN THEUS

71

POSITION OL | HEIGHT 6-6 | WEIGHT 303 | COLLEGE GEORGIA

BORN 1.19.94 // JACKSONVILLE, FL // THE BOLLES SCHOOL, JACKSONVILLE, FL
ROOKIE // ACQUIRED D-5B IN '16

GOLDMINE

- In 2013, Theus took a mission trip to Haiti during spring break with his brother, Nathan, and Georgia teammates, Preston Mobley and Hugh Williams. In the morning, they worked in a village painting and tilling the land and led Bible study in the afternoon. On being in Haiti three years after a devastating earthquake Theus said, "It definitely makes you count your blessings. It was fun to go over there and help whatever way I could."
- Theus' brother, Nathan, played long snapper at Georgia (2012-15) and the two are 18-months apart.



THEUS' GOLDEN NUGGETS

- In 2013, Theus took a mission trip to Haiti during spring break where he worked in a village and led Bible study.
- Theus' brother, Nathan, played long snapper at Georgia (2012-15) and the two went through the NFL Draft process together in 2016.

THEUS' TRANSACTIONS

Originally the second of three 5th-round (145th overall) draft choices by SF in 2016.



ANDREW TILLER

61

POSITION **G**

HEIGHT **6-4**

WEIGHT **324**

COLLEGE **SYRACUSE**

**BORN 3.13.89 // CENTRAL ISLIP, NY // CENTRAL ISLIP HS, CENTRAL ISLIP, NY
4TH YEAR // ACQUIRED FA IN '14**

2016 HIGHLIGHTS

- Part of an offensive line group that helped the 49ers offense rush for 150 yds. and 3 TDs on 42 carries and did not allow a sack on 35 atts. by QB Blaine Gabbert vs. LA (9/12).

GOLDMINE

- With a few of his 49ers teammates, worked with KABOOM! to help put kids and families first in the San Francisco Bay Area by transforming everyday spaces into places for play. KABOOM! believes that the well-being of society begins with the well-being of children.



TILLER'S GOLDEN NUGGETS

- In 2010, he survived a car accident in which his vehicle was struck by an 18-wheel truck. The car was totaled, but he survived the wreck unscathed.
- Earned First-Team All-Big East honors starting all 12 games at Syracuse in 2011.

GOLDMINE (CONTINUED)

- One of Tiller's inspirations during his football journey has been his cousin who passed away. "We always made a pact that one of us was going to hold the family down. He was either going to do it with his music, or I was going to do it with football. He passed away, so he gave the torch to me and I've got to fulfill that promise."

TILLER'S CAREER STATISTICS

GAMES/STARTS – 25/12; 2014 (1/0); 2015 (12/7); 2016 (12/5)

Milestones:

NFL Debut: at Sea. (12/14/14); **First Start:** at Sea. (11/22/15)

TILLER'S TRANSACTIONS

Originally a sixth-round (179th pick overall) draft choice by NO in 2012..Waived by NO on 8/31/13...Signed to SD practice squad on 9/25/13...Waived by SD on 9/28/13...Signed to SD practice squad on 10/1/13...Waived by SD on 11/18/13...Signed to GB practice squad on 11/20/13...Signed by GB on 1/6/14...Waived by GB on 8/30/14...Signed to SF practice squad on 10/7/14...Promoted to SF active roster on 12/13/14...Signed to SF practice squad on 9/6/15...Promoted to SF active roster on 10/10/15.



JIMMIE WARD

25

POSITION **DB** | HEIGHT **5-11** | WEIGHT **193** | COLLEGE **NORTHERN ILLINOIS**

BORN **7.18.91** // **MOBILE, AL** // **W.P. DAVIDSON HS, MOBILE, AL**
3RD YEAR // **ACQUIRED D-1 IN '14**

AWARDS & HONORS

2015: Hazeltine Iron Man Award

2016 HIGHLIGHTS

- Registered 9 tackles and a career-high 4 PDs at Arz. (11/13).
- Recorded his first career special teams forced fumble and fumble recovery at Chi. (12/4), knocking the ball loose from WR Deonte Thompson on a kickoff return. It marks the second consecutive year that he has registered a takeaway in Chicago [29-yd. INT return for TD at Chi. (12/6/15)].

GOLDMINE

- Growing up in Mobile, AL, Ward knew when to separate himself from others in his neighborhood. Said Ward, "From where I come from, the neighborhood that I grew up in, a lot of people don't make it out. There's a lot of stuff. They either flunk out of school, end up having a child so they have to drop out of school and raise that child, or end up going to jail. It really just made me want to do something more than what my peers were doing." Ward would surround himself with positive influences to help combat the negative. "As I got older I hung out with positive guys. The guys I was hanging with, they wanted to do something with their life too. That really helped me out."
- While playing youth football, Ward went by the nickname 'Neko' and was teammates with former Alabama QB AJ McCarron with the Mobile Youth Football's Municipal Raiders. He played linebacker for the team that won multiple Youth Bowl Championships in Mobile.
- Ward's family is no stranger to professional athletics. He is the cousin of current NBA player, Caron Butler.

WARD'S GOLDEN NUGGETS

- Named the 49ers Hazeltine Iron Man Award winner for the 2015 season. The award is named for former linebacker Matt Hazeltine, a 13-year performer who played more seasons at linebacker than any other 49ers player. Known for his durability and dedication, Hazeltine passed away in 1987 from ALS, and Bill Walsh established the award in his honor that year. The award is given annually to the most courageous and inspirational defensive player as voted upon by the defensive coaches.
- On the day he was selected by the 49ers in the 1st round of the 2014 NFL Draft, drove three hours to New Orleans to purchase a new purse for his mother's birthday. He said, "I never really bought her anything expensive, because you're a kid. Growing up you would write a card, color a card or just buy a card or simple flowers. That's the most I ever did. She likes purses, so I just decided to get her a purse. It really didn't matter how much it cost, you just wanted to see that smile." His act of generosity shows his true character. "I'm not a selfish person. I just like to see and make other people smile too. It makes me feel better as a person."
- Was best friends growing up with 49ers 2015 2nd round draft pick, S Jaquiski Tartt. The two were teammates at W.P. Davidson High School in Mobile, AL.

WARD'S GAME-BY-GAME

2016

| Date | Opp | W/L | P/S | Tot | Sol | Ast | Sk | Yds | Int | Yds | PD | FF | FR | Yds |
|---------------|--------|-----|------------|-----------|-----------|-----------|-----------------|------------|----------|----------|----------|----------|----------|----------|
| Sep 12 | LA | W | 1/1 | 2 | 2 | 0 | 0.0 | 0.0 | 0 | 0 | 2 | 0 | 0 | 0 |
| Sep 18 | at Car | L | 1/1 | 11 | 8 | 3 | 0.0 | 0.0 | 0 | 0 | 0 | 0 | 0 | 0 |
| Sep 25 | at Sea | L | 1/1 | 1 | 1 | 0 | 0.0 | 0.0 | 0 | 0 | 1 | 0 | 0 | 0 |
| Oct 2 | Dal | L | - | - | - | - | INACTIVE (Quad) | - | - | - | - | - | - | - |
| Oct 6 | Arz | L | - | - | - | - | INACTIVE (Quad) | - | - | - | - | - | - | - |
| Oct 16 | at Buf | L | - | - | - | - | INACTIVE (Quad) | - | - | - | - | - | - | - |
| Oct 23 | TB | L | 1/0 | 3 | 3 | 0 | 0.0 | 0.0 | 0 | 0 | 0 | 0 | 0 | 0 |
| Nov 6 | NO | L | 1/1 | 6 | 5 | 1 | 0.0 | 0.0 | 0 | 0 | 1 | 0 | 0 | 0 |
| Nov 13 | at Arz | L | 1/1 | 9 | 6 | 3 | 0.0 | 0.0 | 0 | 0 | 4 | 0 | 0 | 0 |
| Nov 20 | NE | L | 1/1 | 6 | 6 | 0 | 0.0 | 0.0 | 0 | 0 | 1 | 0 | 0 | 0 |
| Nov 27 | at Mia | L | 1/1 | 5 | 3 | 2 | 0.0 | 0.0 | 0 | 0 | 0 | 0 | 0 | 0 |
| Dec 4 | at Chi | L | 1/1 | 7 | 4 | 3 | 0.0 | 0.0 | 0 | 0 | 0 | 0 | 0 | 0 |
| Dec 11 | NYJ | | | | | | | | | | | | | |
| Dec 18 | at Atl | | | | | | | | | | | | | |
| Dec 24 | at LA | | | | | | | | | | | | | |
| Jan 1 | Sea | | | | | | | | | | | | | |
| TOTALS | | | 9/8 | 50 | 38 | 12 | 0.0 | 0.0 | 0 | 0 | 9 | 0 | 0 | 0 |

Special Teams Tackles: 1

WARD'S CAREER STATISTICS

| YEAR | TEAM | GP | GS | TACKLES | | | SACKS | YDS | INT | YDS | INTERCEPTIONS | | PD | FUMBLES | | |
|---------------|------|-----------|-----------|------------|------------|-----------|------------|------------|----------|-----------|---------------|----------|-----------|----------|----------|----------|
| | | | | TOT | SOL | AST | | | | | LG | TD | | FF | FR | YDS |
| 2014 | SF | 8 | 0 | 23 | 17 | 6 | 0.0 | 0.0 | 0 | 0 | – | 0 | 2 | 0 | 0 | 0 |
| 2015 | SF | 16 | 8 | 65 | 51 | 14 | 1.0 | 9.0 | 1 | 29 | 29t | 1 | 5 | 0 | 0 | 0 |
| 2016 | SF | 9 | 8 | 50 | 38 | 12 | 0.0 | 0.0 | 0 | 0 | – | 0 | 9 | 0 | 0 | 0 |
| TOTALS | | 33 | 16 | 138 | 106 | 32 | 1.0 | 9.0 | 1 | 29 | 29t | 1 | 16 | 0 | 0 | 0 |

Additional Statistics:

Special Teams Tackles – 8: 2014 (3); 2015 (4); 2016 (1)

Special Teams Forced Fumbles – 1: 2016 (1)

Special Teams Fumble Recoveries – 1: 2016 (1)

Milestones:

NFL Debut: at Dal. (9/7/14); **First Start:** vs. Min. (9/14/15); **First INT:** at Chi. (12/6/15 – QB Jay Cutler); **First INT Returned for a TD:** at Chi. (12/6/15 – QB Jay Cutler); **First Sack:** vs. Cin. (12/20/15 – QB AJ McCarron)

WARD'S CAREER HIGHS

Total Tackles: 11 at Car. (9/18/16)

Solo: 8 at Car. (9/18/16)

Assists: 3 (3 times) Last at Chi. (12/4/16)

Sacks: 1.0 vs. Cin. (12/20/15)

Interceptions: 1 at Chi. (12/6/15)

Interception Yards: 29t at Chi. (12/6/15)

Passes Defensed: 4 at Arz. (11/13/16)

WARD'S TRANSACTIONS

Originally a 1st-round (30th overall) draft choice by SF in 2014...Placed on the Injured Reserve List on 11/15/14.



MICHAEL WILHOITE

57

POSITION LB | HEIGHT 6-0 | WEIGHT 240 | COLLEGE WASHBURN

BORN 12.7.86 // TOPEKA, KS // HIGHLAND PARK HS, TOPEKA, KS
5TH YEAR // ACQUIRED FA IN '11

AWARDS & HONORS

2012: Thomas Herrion Award

2016 HIGHLIGHTS

- Recorded 3 tackles and registered his first career 0.5 sack vs. Arz. (10/6), combining with LB Nick Bellore to take down Cardinals QB Drew Stanton.

GOLDMINE

- Wilhoite took an interesting road to the NFL that began at Division II Washburn University in Topeka, KS. With two redshirt years, one due to an injury, Wilhoite spent six years developing his skills as a safety. Despite playing in the Cactus Bowl, the Division II all-star game, he did not latch on with a NFL team following his final season, in 2010. He later signed with the nearby Omaha Nighthawks of the UFL. "I had never played linebacker in my life until I got to the UFL. I used that experience as a research project. There were former first round picks on the team that I could learn what the NFL was like. The coaches had all worked in the NFL, so I made sure to pay attention to them in case I ever got a shot."
- Wilhoite and his teammates visited San Mateo Juvenile Hall in collaboration with Fresh Lifelines for Youth (FLY) during a 49ers Community Monday event during the 2014 season. The players opened up about their stories of struggle and perseverance, and split into small groups with the youth to discuss emotional triggers, alternatives and goals. "If you put your mind to something and you're focused on something and you want something bad enough, you're going to get it. And for a lot of these kids, they haven't had anybody encourage or motivate them or show them how to get to that point," said Wilhoite. "For us to come and show these kids support and show there are people who care, that's important."

WILHOITE'S GOLDEN NUGGETS

- Played collegiately at Washburn University, a Division II school located in Topeka, KS.
- Began his professional football career with the United Football League's (UFL) Omaha Nighthawks in 2011, where he appeared in four games.
- Following the UFL season, he went back home to work at Finish Line. A motivated Wilhoite earned a spot on the 49ers practice squad after a workout in 2011.

WILHOITE'S GAME-BY-GAME

2016

| Date | Opp | W/L | P/S | Tot | Sol | Ast | Sk | Yds | Int | Yds | PD | FF | FR | Yds | |
|---------------|--------|-----|-----|-------------|-----------|-----------|-----------|------------|------------|----------|----------|----------|----------|----------|----------|
| Sep 12 | LA | W | 1/0 | 0 | 0 | 0 | 0.0 | 0.0 | 0 | 0 | 0 | 0 | 0 | 0 | |
| Sep 18 | at Car | L | 1/0 | 0 | 0 | 0 | 0.0 | 0.0 | 0 | 0 | 0 | 0 | 0 | 0 | |
| Sep 25 | at Sea | L | 1/0 | 2 | 1 | 1 | 0.0 | 0.0 | 0 | 0 | 0 | 0 | 0 | 0 | |
| Oct 2 | Dal | L | 1/1 | 12 | 10 | 2 | 0.0 | 0.0 | 0 | 0 | 0 | 0 | 0 | 0 | |
| Oct 6 | Arz | L | 1/1 | 3 | 2 | 1 | 0.5 | 4.0 | 0 | 0 | 0 | 0 | 0 | 0 | |
| Oct 16 | at Buf | L | 1/1 | 9 | 7 | 2 | 0.0 | 0.0 | 0 | 0 | 0 | 0 | 0 | 0 | |
| Oct 23 | TB | L | 1/0 | 2 | 1 | 1 | 0.0 | 0.0 | 0 | 0 | 0 | 0 | 0 | 0 | |
| Nov 6 | NO | L | 1/0 | 4 | 2 | 2 | 0.0 | 0.0 | 0 | 0 | 0 | 0 | 0 | 0 | |
| Nov 13 | at Arz | L | 1/0 | 0 | 0 | 0 | 0.0 | 0.0 | 0 | 0 | 0 | 0 | 0 | 0 | |
| Nov 20 | NE | L | 1/0 | 2 | 0 | 2 | 0.0 | 0.0 | 0 | 0 | 0 | 0 | 0 | 0 | |
| Nov 27 | at Mia | L | 1/0 | 3 | 2 | 1 | 0.0 | 0.0 | 0 | 0 | 1 | 0 | 0 | 0 | |
| Dec 4 | at Chi | L | 1/0 | 2 | 2 | 0 | 0.0 | 0.0 | 0 | 0 | 0 | 0 | 0 | 0 | |
| Dec 11 | NYJ | | | | | | | | | | | | | | |
| Dec 18 | at Atl | | | | | | | | | | | | | | |
| Dec 24 | at LA | | | | | | | | | | | | | | |
| Jan 1 | Sea | | | | | | | | | | | | | | |
| TOTALS | | | | 12/3 | 39 | 27 | 12 | 0.5 | 4.0 | 0 | 0 | 1 | 0 | 0 | 0 |

Special Teams Tackles: 7



GOLDMINE (CONTINUED)

- A mass media major at Washburn, Wilhoite would one day like to be a sports commentator. While in school, he completed an internship at WIBW radio where he did everything from pre- and post-production to occasionally participating on air.
- Wilhoite worked several part times jobs growing up, including Red Lobster. "I loved the job. I got to talk to people and I really wanted to make sure that their experience was really nice. They were spending good money, so I wanted to take care of them."

- He was the recipient of the 2012 Thomas Herrion Award. The award is presented annually to a rookie or first-year player who has taken advantage of every opportunity, turned it into a positive and made their dream come true like Thomas Herrion and is voted on by the coaches. After signing with the 49ers as an undrafted free agent from Washburn, Wilhoite made the 49ers practice squad and became a special teams captain after he was promoted to the team's active roster in December.

WILHOITE'S CAREER STATISTICS

| YEAR | TEAM | GP | GS | TACKLES | | | | | INTERCEPTIONS | | | | FUMBLES | | | | |
|---------------|------|-----------|-----------|------------|------------|-----------|------------|------------|---------------|----------|----------|----------|----------|----------|----------|----------|----------|
| | | | | TOT | SOL | AST | SACKS | YDS | INT | YDS | LG | TD | PD | FF | FR | YDS | |
| 2012 | SF | 5 | 0 | 0 | 0 | 0 | 0.0 | 0.0 | 0 | 0 | – | 0 | 0 | 0 | 0 | 0 | 0 |
| 2013 | SF | 16 | 2 | 24 | 14 | 10 | 0.0 | 0.0 | 0 | 0 | – | 0 | 1 | 0 | 0 | 0 | 0 |
| 2014 | SF | 16 | 16 | 121 | 72 | 49 | 0.0 | 0.0 | 2 | 1 | 1 | 0 | 6 | 1 | 0 | 0 | 0 |
| 2015 | SF | 12 | 12 | 86 | 65 | 21 | 0.0 | 0.0 | 1 | 0 | 0 | 0 | 1 | 0 | 0 | 0 | 0 |
| 2016 | SF | 12 | 3 | 39 | 27 | 12 | 0.5 | 4.0 | 0 | 0 | – | 0 | 0 | 0 | 0 | 0 | 0 |
| TOTALS | | 61 | 33 | 270 | 178 | 92 | 0.5 | 4.0 | 3 | 1 | 1 | 0 | 8 | 1 | 0 | 0 | 0 |

PLAYOFFS

| YEAR | TEAM | GP | GS | TACKLES | | | | | INTERCEPTIONS | | | | FUMBLES | | | | |
|---------------|------|----------|----------|----------|----------|----------|------------|------------|---------------|----------|----------|----------|----------|----------|----------|----------|----------|
| | | | | TOT | SOL | AST | SACKS | YDS | INT | YDS | LG | TD | PD | FF | FR | YDS | |
| 2012 | SF | 3 | 0 | 0 | 0 | 0 | 0.0 | 0.0 | 0 | 0 | – | 0 | 0 | 0 | 0 | 0 | 0 |
| 2013 | SF | 3 | 0 | 0 | 0 | 0 | 0.0 | 0.0 | 0 | 0 | – | 0 | 0 | 0 | 0 | 0 | 0 |
| TOTALS | | 6 | 0 | 0 | 0 | 0 | 0.0 | 0.0 | 0 | 0 | – | 0 | 0 | 0 | 0 | 0 | 0 |

Additional Statistics:

Special Teams Tackles: Regular Season – 34: 2012 (7); 2013 (17); 2014 (3); 2016 (7); Postseason – 6: 2012 (3); 2013 (3)

Milestones:

NFL Debut: at StL (12/2/12); **First Start:** at StL (9/26/13); **First FF:** at Arz. (9/21/14 – WR Larry Fitzgerald); **First INT:** at NYG (11/16/14 – QB Eli Manning); **First Sack:** vs. Arz. (10/6/16 – QB QB Drew Stanton)

WILHOITE'S CAREER HIGHS

Total Tackles: 15 at NYG (10/11/15)

Solo: 12 at NYG (10/11/15)

Assists: 7 (2 times) Last vs. SD (12/20/14)

Sacks: 0.5 vs. Arz. (10/6/16)

Passes Defensed: 1 (5 times) Last at Mia. (11/27/16)

Forced Fumbles: 1 at Arz. (9/21/14)

Interceptions: 1 (3 times) Last at Bal. (10/18/15)

WILHOITE'S TRANSACTIONS

Originally signed as an undrafted free agent to SF practice squad on 12/14/11...Signed to Reserve/Future contract by SF on 1/24/12...Released by SF on 8/31/12...Signed to SF practice squad on 9/1/12...Signed to SF active roster from practice squad on 11/30/12...Re-Signed with SF on a one-year tender contract on 4/21/14...Re-Signed with SF on a one-year tender contract on 6/10/15.



MONDAY, SEPTEMBER 12

LOS ANGELES 0, SAN FRANCISCO 28

LEVI'S® STADIUM



Under the guidance of new head coach Chip Kelly, the 49ers defeated the Los Angeles Rams 28-0 on ESPN's *Monday Night Football* at Levi's Stadium. It marked the first shutout in franchise history on opening day and the 28-point win is the largest margin of victory by the 49ers since 10/27/13 (32 points; 42-10 at Jax.). The 49ers have now won six consecutive season openers and won eight consecutive games *Monday Night Football*, both setting the longest streaks in franchise history. The 49ers defense held the Rams to 10 total first downs and 185 total yds. (65 rushing, 120 passing), the second fewest yds. allowed among all NFL teams in Week 1 of the 2016 season. The 49ers offense scored on a TD on all 4 trips to the red zone and registered 28 first downs, the most by the team since 10/7/12 (29 vs. Buf.). RB Carlos Hyde paced the offense, recording 23 carries for 88 yds. and 2 TDs, his second career multi-TD effort and the 49ers offensive line did not allow a sack on 35 atts. by QB Blaine Gabbert. The 49ers got on the board late in the first quarter, as Hyde finished off a 10-play, 52-yd. drive with an 11-yd. TD run to make the score 7-0. After LB NaVorro Bowman intercepted QB Case Keenum early in the second quarter as the Rams were entering San Francisco territory, RB Shaun Draughn extended the 49ers lead to 14-0 with a 3-yd. TD run, capping off 9-play, 59-yd. drive. Early in the fourth quarter, Gabbert executed a 10-play, 77-yd. drive and found TE Vance McDonald for an 8-yd. TD pass to put the 49ers up 21-0. After the 49ers defense forced a three-and-out, Hyde finished off an 11-play, 80-yd. drive with a 1-yd. TD run, to close out the scoring at 28-0 in favor of the 49ers.

NOTES: San Francisco improved their all-time opening day record to 37-29-1... The **49ers** have now won six consecutive season openers, setting the longest streak in franchise history ... The **49ers** improved to 67-64-3 all-time against the Rams, including a 34-32-2 record at home ... **San Francisco** has now won eight consecutive games on *Monday Night Football*, setting the longest streak in franchise history ... The **49ers** won their 48th career game on *Monday Night Football*, the most in NFL history... Head coach **Chip Kelly** earned his third victory to open a season as a head coach in the NFL ... **Kelly** improved his record to 5-1 as a head coach on *Monday Night Football* ... **Kelly** improves to 2-0 in his career against the Rams ... The **49ers defense** registered the first shut out in franchise history on opening day. It marked the first shut out by the team since 9/30/12 (34-0 at NYJ) ... The **49ers defense** held the Rams to 185 total yds. (65 rushing, 120 passing), ranking 2nd in the NFL in Week 1 ... The 185 yds. by the Rams is the fewest allowed by the **49ers defense** since 12/15/13 [183 (39 rushing, 144 passing) at TB] ... The 120 passing yds. by the Rams is the fewest allowed by the **49ers defense** since 11/23/14 [77 yds. vs. Was.] ... The 28 point win is the largest margin of victory by the **49ers** since 10/27/13 (32 points; 42-10 at Jax.) ... The **49ers offense** registered 28 first downs, the most by the team since 10/7/12 (29 vs. Buf.) ... The **49ers offense** converted 8 of 17 3rd down atts. (47.1 pct.), highest 3rd down pct. since 10/11/15 [8 of 14 (57.1 pct.) at NYG] ... The **49ers offense** scored a TD on all 4 trips to the red zone ... The **49ers defense** registered 2 INTs that the **49ers offense** was able to turn into 14 points ... The **49ers offensive line** did not allow a sack on 35 atts. by QB Blaine Gabbert. It is the first time the 49ers did not allow a sack in a games since 11/8/15 (25 atts. by Gabbert, 1 att. by QB Colin Kaepernick vs. Atl)... The **49ers** committed just 2 penalties, the fewest in a game by the team since 11/9/14 (2 penalties at NO) ... The **49ers offense** rushed for 150 yds. and 3 TDs on 42 carries. It marked the most rushing yds. by the team since 9/14/15 (230 vs. Min.) and it's the most rushing atts. in a game since 9/28/14 (42 atts. vs. Phi.) ... RB **Carlos Hyde** rushed for 88 yds. and 2 TDs on 23 carries ... It marked **Hyde's** fourth and fifth career rushing TDs on opening day, the most among running backs over the last three seasons ... It also marked **Hyde's** second career 2 TD game (9/14/15 vs. Min.) ... RB **Shaun Draughn** added 7 carries for 18 yds. and 1 TD, the 4th of his career ... TE **Vance McDonald** hauled in an 8-yd. TD pass from QB **Blaine Gabbert**, the 4th TD receipt. of his career ... With 1.0 sacks against the Rams, LB **Ahmad Brooks** moved into a tie with DT Dana Stubblefield for third on the franchise's all-time sack list with 46.5 ... DL **Arik Armstead** registered the third sack of his NFL career, taking down QB Case Keenum for a 4-yd. loss ... According to Gamebook Statistics, the **49ers defense** registered 8 passes defensed, the most in the NFL during Week 1 ... LB **NaVorro Bowman** registered the fourth INT of his career and the first since 12/29/13 at Arz. ... LB **Ray-Ray Armstrong** recorded the first INT of his NFL career.

| | 1st | 2nd | 3rd | 4th | Pts |
|---------------|-----|-----|-----|-----|-----|
| Los Angeles | 0 | 0 | 0 | 0 | 0 |
| San Francisco | 7 | 7 | 0 | 14 | 28 |

- SF - C. Hyde, 11 run (P. Dawson) (10-52, 3:18)
- SF - S. Draughn, 3 run (P. Dawson) (9-59, 2:44)
- SF - V. McDonald, 8 pass from B. Gabbert (P. Dawson) (10-77, 3:55)
- SF - C. Hyde, 1 run (P. Dawson) (11-80, 5:51)

| TEAM STATISTICS | LA | SF |
|---------------------|------------|------------|
| First Downs | 10 | 28 |
| Net Yards Gained | 185 | 320 |
| Rushes/Yards | 23/65 | 42/150 |
| Net Yards Passing | 120 | 170 |
| Att/Comp/INT | 35/17/2 | 35/22/0 |
| Sacked/Yards Lost | 2/10 | 0/0 |
| Punts/Average | 10/43.1 | 7/45.6 |
| Fumbles/Lost | 0/0 | 2/1 |
| Penalties/Yards | 10/102 | 2/10 |
| Time of Possession | 27:50 | 32:10 |
| 3rd Down Efficiency | 3/15 (20%) | 8/17 (47%) |

RUSHING: RAMS - T. Gurley 17-47, C. Keenum 3-10, M. Brown 1-5, T. Austin 1-2, B. Cunningham 1-1 ... **49ERS** - C. Hyde 23-88-2 TDs, B. Gabbert 8-43, S. Draughn 7-18-1 TD, M. Davis 3-1.

RECEIVING: RAMS - K. Britt 4-67, T. Austin 4-13, B. Quick 3-23, L. Kendrick 2-15, M. Brown 1-8, B. Cunningham 1-7, T. Higbee 1-2, T. Gurley 1-(-5) ... **49ERS** - J. Kerley 7-61, Q. Patton 5-60, S. Draughn 2-18, V. McDonald 2-14-1 TD, T. Smith 2-13, C. Hyde 2-5, G. Celek 1-15, B. Gabbert 1-(-16).

PASSING: RAMS - C. Keenum 35-17-130-2-0 TDs ... **49ERS** - B. Gabbert 35-22-170-0-1 TDs.

INTs: RAMS - None ... **49ERS** - R. Armstrong 1-5, N. Bowman 1-0.

SACKS: RAMS - None ... **49ERS** - A. Brooks 1-6, A. Armstead 1-4.

49ERS TURNOVER RATIO: +1 (LA: 0 fumbles, 2 INTs/SF: 1 fumble, 0 INTs).

Weather: Clear
Temperature: 66 degrees
Wind: Northwest 17 mph
Playing Surface: Grass
Time: 3:05
Attendance: 70,178



SUNDAY, SEPTEMBER 18
SAN FRANCISCO 27, CAROLINA 46
BANK OF AMERICA STADIUM



The 49ers fell to the Carolina Panthers 46–27 at Bank of America Stadium in their first road game of the 2016 season. On the first possession of the game, S Antoine Bethea intercepted Panthers QB Cam Newton off a tipped pass by LB NaVorro Bowman and the 49ers would take the early 3–0 on a 29–yd. FG by K Phil Dawson. After a touchdown by Carolina off a RB Carlos Hyde fumble late in the first quarter, San Francisco would retake the lead at 10–7 as QB Blaine Gabbert connected with WR Torrey Smith for a 28–yd. TD pass. On the ensuing possession, Newton found TE Greg Olsen for a 78–yd. TD pass to retake the lead, 14–10. With one second remaining in the half, K Graham Gano knocked through a 39–yd. FG to give Carolina the 17–10 halftime advantage. In the third quarter, Newton found WR Kelvin Benjamin for TDs on consecutive drives to expand the Panthers lead to 31–10 heading into the fourth quarter. Early in the final frame, LB Gerald Hodges registered a strip–sack of Newton and it was recovered by LB Eli Harold in Panthers territory. The 49ers would take advantage of the turnover with Dawson’s second FG of the day, this time a 39–yd. att. to trim the deficit to 31–13. On the following kickoff, WR Ted Ginn Jr. muffed the kick and RB Shaun Draughn recovered the loose ball on the Panthers 1–yd. line. The next play, Gabbert ran it in from from 1–yd. out to make the score 31–20 early in the fourth quarter. Following a Gano 31–yd. FG, Gabbert connected with TE Vance McDonald for a 75–yd. TD pass, the second–longest TD recept. by a TE in 49ers franchise history, to cut the score to 34–27. However, the Panthers would score on the final three possessions of the game to give the home team the 46–27 win.

NOTES: On the first possession of the game, S **Antoine Bethea** intercepted Panthers QB Cam Newton off a tipped pass by LB **NaVorro Bowman** ... It marked **Bethea's** 1st INT of the season, 19th of his career and his 1st since 12/20/14 vs. SD ... In the 2nd Qtr., **Bethea** forced a fumble by Panthers RB Fozzy Whittaker, marking his 7th career FF and first since 9/28/14 vs. Phi. ... **Bethea** is the first member of the 49ers to record an INT and FF in the same game since he accomplished the feat on 9/28/14 vs. Phi. ... LB **Ray–Ray Armstrong** picked up the FR, his 1st of the season, 2nd of his career and first since 9/26/13 vs. SF, as a member of the Rams ... LB **Gerald Hodges** registered a strip–sack of Panthers QB Cam Newton ... It marked **Hodges' first full sack and FF of his career** ... LB **Eli Harold** recovered the Newton fumble, the 2nd of his career ... The **49ers** registered 4 takeaways on the day (3 FRs and 1 INT) ... Through the first two games of 2016, **San Francisco** has forced 6 opponent turnovers (3 INTs & 3 FRs) ... Their 6 turn–overs in Weeks 1–2 are the most to start a season for the **49ers** since 2003 (9 takeaways – 3 INTs & 6 FRs) ... The **49ers** scored 20 of their 27 points on the day off of Carolina turnovers ... Through two weeks, they have scored 34 points off of opponent turnovers ... WR **Torrey Smith** caught a 28–yd. TD pass from QB **Blaine Gabbert** ... It marked his first TD recept. of the season and 35th of **Smith's** career ... For **Gabbert**, he has now thrown a TD in each game that he has appeared in as a member of the 49ers (11 consecutive games) ... After recovering a muffed kick by Carolina, QB **Blaine Gabbert** scored on a 1–yd. TD run in the 4th Qtr. for his 2nd career rushing TD ... TE **Vance McDonald** scored on a career–long 75–yd. TD recept. in the 4th Qtr. for his 2nd–consecutive game with a TD ... It marked the second–longest TD recept. by a TE in 49ers franchise history [TE Ted Kwalick vs. NO (10/22/72) – 81–yd. TD recept.]. ... The completion was the 2nd–longest TD pass of QB **Blaine Gabbert's** career [80t at Ind. (9/23/12)].

| | 1st | 2nd | 3rd | 4th | Pts |
|----------------------|-----|-----|-----|-----|-----|
| San Francisco | 3 | 7 | 0 | 17 | 27 |
| Carolina | 7 | 10 | 14 | 15 | 46 |

- SF** – P. Dawson, 29 FG (7–11, 2:56)
- CAR** – S. Thompson, 9 fumble return (G. Gano)
- SF** – T. Smith, 28 pass from B. Gabbert (P. Dawson) (7–59, 3:38)
- CAR** – G. Olsen, 78 pass from C. Newton (G. Gano) (1–78, 0:22)
- CAR** – G. Gano, 39 FG (6–33, 0:41)
- CAR** – K. Benjamin, 10 pass from C. Newton (G. Gano) (8–69, 4:51)
- CAR** – K. Benjamin, 9 pass from C. Newton (G. Gano) (6–75, 2:54)
- SF** – P. Dawson, 39 FG (4–(–4), 1:23)
- SF** – B. Gabbert, 1 run (P. Dawson) (1–1, 0:07)
- CAR** – G. Gano, 31 FG (8–25, 4:24)
- SF** – V. McDonald, 75 pass from B. Gabbert (P. Dawson) (2–75, 0:16)
- CAR** – G. Gano, 49 FG (9–40, 3:43)
- CAR** – D. Funchess, 16 pass from C. Newton (kick blocked) (4–34, 0:26)
- CAR** – G. Gano, 41 FG (4–4, 1:56)

| TEAM STATISTICS | SF | CAR |
|------------------------|------------|------------|
| First Downs | 16 | 26 |
| Net Yards Gained | 302 | 529 |
| Rushes/Yards | 26/65 | 37/176 |
| Net Yards Passing | 237 | 353 |
| Att/Comp/INT | 36/17/2 | 40/24/0 |
| Sacked/Yards Lost | 2/6 | 1/0 |
| Punts/Average | 7/45.4 | 3/41.0 |
| Fumbles/Lost | 1/1 | 3/3 |
| Penalties/Yards | 6/50 | 8/65 |
| Time of Possession | 24:06 | 35:54 |
| 3rd Down Efficiency | 4/14 (29%) | 7/15 (47%) |

RUSHING: 49ERS – C. Hyde 14–34, S. Draughn 9–21, B. Gabbert 3–10–1 TD ... **PANTHERS** – F. Whittaker 16–100, C. Newton 6–37, M. Tolbert 9–25, J. Stewart 5–9, T. Ginn 1–5.

RECEIVING: 49ERS – T. Smith 3–55–1 TD, J. Kerley 3–29, Q. Patton 3–25, C. Hyde 3–18, V. McDonald 1–75–1 TD, R. Streater 1–13, G. Celek 1–12, M. Davis 1–10, B. Bell 1–6 ... **PANTHERS** – K. Benjamin 7–108–2 TDs, G. Olsen 5–122–1 TD, F. Whittaker 3–31, C. Brown 3–15, T. Ginn, 2–51, D. Funchess 2–19–1 TD, J. Stewart 2–7.

PASSING: 49ERS – B. Gabbert 36–17–243–2–2 TDs ... **PANTHERS** – C. Newton 40–24–353–1–4 TDs.

INTs: 49ERS – A. Bethea 1–0 ... **PANTHERS** – J. Bradberry 1–16, L. Kuechly 1–1.

SACKS: 49ERS – G. Hodges 1–0 ... **PANTHERS** – S. Lotulelei 1–6, M. Addison 1–0.

49ERS TURNOVER RATIO: +1 (SF: 1 fumble, 2 INTs/CAR: 3 fumbles, 1 INT).

Weather: Sunny
Temperature: 82 degrees
Wind: East Northeast 4 mph
Playing Surface: Grass
Time: 3:43
Attendance: 74,143



SUNDAY, SEPTEMBER 25
SAN FRANCISCO 18, SEATTLE 37
CENTURYLINK FIELD



San Francisco dropped to 1–2 on the season as they were defeated by the Seattle Seahawks 37–18 at CenturyLink Field. RB Carlos Hyde finished with 21 carries for 103 yds. and 2 TDs, marking the second 100–yd. rushing game of his career and first of the season. Hyde is the first runner to reach 100–or–more rushing yds. in a single game at Sea. since RB DeMarco Murray rushed for 115 yds. on 10/12/14, as a member of the Dallas Cowboys. Seattle jumped out to a quick 14–0 lead, as RB Christine Michael registered 2, 1st quarter rushing TDs for the home team. Early in the second quarter, LB NaVorro Bowman forced a fumble of Seahawks TE Jimmy Graham that was recovered by LB Gerald Hodges. The 49ers would capitalize on the turnover as K Phil Dawson knocked through a 22–yd. FG to make the score 14–3. Seattle would score 10 unanswered to finish the first half, as Graham hauled in a 18–yd. TD pass from QB Russell Wilson and K Steven Hauschka kicked a 33–yd. On the final play of the first half, LB Ahmad Brooks took down QB Russell Wilson for his second sack of the year and moved into sole possession for 3rd on the franchise’s all–time sack list with 47.5. In the second half, two third quarter FGs from Hauschka and a fourth quarter TD receipt. by WR Doug Baldwin gave Seattle a 37–3 lead. Midway through the final frame, Hyde found the end zone on an 8–yd. run to make the score 37–10. After LB Nick Bellore registered the first INT of his career, Hyde found the end zone for the second time, his second game with 2–or–more rushing TDs this season and third of his career, and added the two–point conversion to bring the final score to 37–18 in favor of Seattle.

NOTES: RB **Carlos Hyde** finished with 21 carries for 103 yds. and 2 TDs, marking the second, 100–yd. rushing game of his career and first of the season ... In the 4th Qtr., **Hyde** registered two 8–yd. TD runs for his 3rd and 4th rushing TDs of the season ... Earlier in the 4th quarter, **Hyde** registered a career–long 34–yd. run ... **Hyde** now has 2 games with 2–or–more rushing TDs this season [2 rushing TDs vs. LA (9/12/16)] and 3 games in his career ... **Hyde** is the first runner to reach 100–or–more rushing yds. in a single game at Sea. since RB DeMarco Murray rushed for 115 yds. on 10/12/14, as a member of the Dallas Cowboys ... The **49ers offensive line** did not allow a sack of QB Blaine Gabbert (25 atts.) ... LB **Gerald Hodges** recovered a Seahawks TE Jimmy Graham fumble, forced by LB **NaVorro Bowman** ... It marked **Hodges’s** first career FR and **Bowman’s** 1st FF of the season and 7th of his career ... With 1.0 sack against the Seahawks, LB **Ahmad Brooks** moved into sole possession for 3rd on the franchise’s all–time sack list with 47.5 ... DL **Glenn Dorsey** brought down Seahawks QB Russell Wilson for an 11–yd. loss ... It marked the 7th sack of **Dorsey’s** career and first since 9/26/13 at StL ... LB **Nick Bellore** recorded the first INT of his NFL career, intercepting Seahawks QB Trevone Boykin in the 4th Qtr. ... With 11 points off of 2 takeaways at Sea., the **49ers** have now scored points off of all 8 of their takeaways this season, totaling 45 points.

| | 1st | 2nd | 3rd | 4th | Pts |
|----------------------|-----------|-----------|----------|-----------|-----------|
| San Francisco | 0 | 3 | 0 | 15 | 18 |
| Seattle | 14 | 10 | 6 | 7 | 37 |

- SEA** – C. Michael, 41 run (S. Hauschka) (3–75, 0:43)
- SEA** – C. Michael, 4 run (S. Hauschka) (14–62, 8:24)
- SF** – P. Dawson, 22 FG (5–26, 1:58)
- SEA** – J. Graham, 18 pass from R. Wilson (S. Hauschka) (4–73, 1:48)
- SEA** – S. Hauschka, 33 FG (7–42, 2:39)
- SEA** – S. Hauschka, 33 FG (6–12, 4:08)
- SEA** – S. Hauschka, 22 FG (7–16, 3:34)
- SEA** – D. Baldwin, 16 pass from T. Boykin (S. Hauschka) (7–58, 3:37)
- SF** – C. Hyde, 8 run (P. Dawson) (11–75, 5:03)
- SF** – C. Hyde, 8 run (C. Hyde run) (8–47, 2:44)

| TEAM STATISTICS | SF | SEA |
|------------------------|------------|------------|
| First Downs | 12 | 18 |
| Net Yards Gained | 254 | 418 |
| Rushes/Yards | 31/135 | 31/127 |
| Net Yards Passing | 119 | 291 |
| Att/Comp/INT | 25/14/1 | 32/22/1 |
| Sacked/Yards Lost | 0/0 | 2/17 |
| Punts/Average | 7/45.6 | 2/51.0 |
| Fumbles/Lost | 1/0 | 1/1 |
| Penalties/Yards | 4/35 | 6/50 |
| Time of Possession | 24:03 | 35:57 |
| 3rd Down Efficiency | 4/15 (27%) | 9/14 (64%) |

RUSHING: 49ERS – C. Hyde 21–103–2 TDs, B. Gabbert 5–22, S. Draughn 5–10 ... **SEAHAWKS** – C. Michael 20–106–2 TDs, A. Collins 4–12, T. Maa–gee 3–12, R. Wilson 1–3, T. Boykin 2–(–2), D. Baldwin 1–(–4).

RECEIVING: 49ERS – T. Smith 3–35, G. Celek 3–25, J. Kerley 2–24, V. McDonald 2–4, R. Streater 1–19, Q. Patton 1–8, S. Draughn 1–2, C. Hyde 1–2 ... **SEAHAWKS** – D. Baldwin 8–164–1 TD, J. Graham 6–100–1 TD, A. Collins 2–19, J. Kearse 2–11, L. Willson 2–9, C. Michael 2–5.

PASSING: 49ERS – B. Gabbert 25–14–119–1–0 TDs... **SEAHAWKS** – R. Wilson 23–15–243–0–1 TD, T. Boykin 9–7–65–1–1 TD.

INTs: 49ERS – N. Bellore 1–4 ... **SEAHAWKS** – B. Wagner 1–9.

SACKS: 49ERS – G. Dorsey 1–11, A. Brooks 1–6 ... **SEAHAWKS** – None.

49ERS TURNOVER RATIO: +1 (SF: 0 fumbles, 1 INT/SEA: 1 fumble, 1 INT).

Weather: Sunny
Temperature: 66 degrees
Wind: Northwest 6 mph
Playing Surface: Field Turf
Time: 2:59
Attendance: 69,010



SUNDAY, OCTOBER 2

DALLAS 24, SAN FRANCISCO 17

LEVI'S® STADIUM



The 49ers fell to 1–3 on the season after losing to the Dallas Cowboys, 24–17, at Levi's Stadium. WR Jeremy Kerley led the way for the offense with 6 receipts. for 88 yds. and 1 TD while RB Carlos Hyde finished with 74 yds. on the ground and reached the end zone for the second consecutive game. After Cowboys K Dan Bailey missed a 47–yd. FG, the 49ers offense took over on their own 37–yd. line. QB Blaine Gabbert drove the offense 63–yds. on 9 plays and found Kerley on a 33–yd. TD pass to put San Francisco up 7–0. On the ensuing Cowboys possession, LB NaVorro Bowman sacked Dallas QB Dak Prescott for an 8–yd. loss on third down, his first of the season and the 12.5 of his career. Taking over at their own 20–yd. line, Gabbert embarked the offense on the longest TD drive of the season, as Hyde finished off the 12–play drive with a 3–yd. TD, his fifth of the season and 12th of his career. Gabbert completed 8 of 11 atts. for 112 yds. and 1 TD with a QB rating of 135.4 in the first half, the highest first half QB rating in his career. Midway through the second quarter, the Cowboys cut the lead to 14–7 as Prescott connected with WR Terrance Williams for a 20–yd. TD. With :16 seconds remaining in the half, Dallas tied the score at 14–14 as Prescott found WR Brice Butler for a 4–yd. TD. Opening the third quarter, back to back explosive plays by the 49ers set up a 36–yd. FG by K Phil Dawson. With just over a minute left in the third quarter, Cowboys RB Ezekiel Elliot put Dallas up 21–17 with a 1–yd. rushing TD. Late in the fourth quarter, Bailey knocked through a 22–yd. FG to extend the Cowboys lead and Gabbert's fourth down attempt came up short inside the final two minutes as the 49ers fell 24–17.

NOTES: LB **NaVorro Bowman** took down Cowboys QB Dak Prescott for an 8–yd. loss, marking his first sack of the season ... **Bowman** now has 12.5 sacks in his career ... CB **Chris Davis** and DL **Ronald Blair** combined for a sack, the first 0.5 sacks of their NFL careers ... RB **Carlos Hyde** capped off a 12–play, 80–yd. drive with a 3–yd. TD run, his fifth this season and 12th of his career ... It's the first time in **Hyde's** career he has recorded a rushing TD in back–to–back games ... **Hyde** finished the day with 15 carries for 74 yds. and 1 TD ... WR **Jeremy Kerley** finished off the opening drive of the game for the 49ers offense with a 33–yd. TD receipt. from QB **Blaine Gabbert**, his first as a member of the 49ers and 10th of his career ... **Kerley** finished with 6 receipts. for 88 yds. and 1 TD ... TE **Garrett Celek** recorded 5 receipts. for 79 yds., setting career–highs in both categories ... QB **Blaine Gabbert** completed 8 of 11 atts. for 112 yds. and 1 TD with a QB rating of 135.4 in the first half, the highest first half QB rating in his career ... CB **Rashard Robinson** made his first NFL start and led the team with 3 PD's ... WR **Aaron Burbridge** also made the first start of his NFL career and recorded his first career receipt., a 5–yd. pass from QB Blaine Gabbert.

| | 1st | 2nd | 3rd | 4th | Pts |
|----------------------|-----|-----|-----|-----|-----|
| Dallas | 0 | 14 | 7 | 3 | 24 |
| San Francisco | 7 | 7 | 3 | 0 | 17 |

- SF** – J. Kerley, 33 pass from B. Gabbert (P. Dawson) (9–63, 3:39)
- SF** – C. Hyde, 3 run (P. Dawson) (12–80, 5:03)
- DAL** – T. Williams, 20 pass from D. Prescott (D. Bailey) (8–66, 3:54)
- DAL** – B. Butler, 4 pass from D. Prescott (D. Bailey) (11–58, 1:38)
- SF** – P. Dawson, 36 FG (6–57, 2:42)
- DAL** – E. Elliot, 1 run (D. Bailey) (10–78, 5:49)
- DAL** – D. Bailey, 22 FG (11–62, 6:27)

| TEAM STATISTICS | DAL | SF |
|------------------------|------------|------------|
| First Downs | 26 | 14 |
| Net Yards Gained | 428 | 295 |
| Rushes/Yards | 39/194 | 29/106 |
| Net Yards Passing | 234 | 189 |
| Att/Comp/INT | 32/23/0 | 23/16/1 |
| Sacked/Yards Lost | 2/11 | 1/7 |
| Punts/Average | 4/55.3 | 4/49.0 |
| Fumbles/Lost | 0/0 | 0/0 |
| Penalties/Yards | 6/45 | 5/32 |
| Time of Possession | 36:27 | 23:33 |
| 3rd Down Efficiency | 6/14 (43%) | 8/14 (57%) |

RUSHING: COWBOYS – E. Elliot 23–138–1 TD, A. Morris 7–34, L. Whitehead 1–8, C. Beasley 1–7, D. Prescott 5–3, K. Smith 1–2, L. Dunbar 1–2 ... **49ERS** – C. Hyde 15–74–1 TD, B. Gabbert 12–27, S. Draughn 2–5.

RECEIVING: COWBOYS – J. Witten 7–47, B. Butler 5–41–1 TD, T. Williams 4–44–1 TD, C. Beasley 3–66, L. Dunbar 2–14, E. Elliot 1–19, K. Smith 1–14 ... **49ERS** – J. Kerley 6–88–1 TD, G. Celek 5–79, Q. Patton 1–13, A. Burbridge 1–5, C. Hyde 1–5, T. Smith 1–3, S. Draughn 1–3.

PASSING: COWBOYS – D. Prescott 32–23–245–0–2 TDs ... **49ERS** – B. Gabbert 23–16–196–1–1 TD.

INTs: COWBOYS – M. Claiborne 1–27 ... **49ERS** – None.

SACKS: COWBOYS – T. Crawford 1–7 ... **49ERS** – N. Bowman 1–8, R. Blair 0.5–1.5, C. Davis 0.5–1.5.

49ERS TURNOVER RATIO: –1 (DAL: 0 fumbles, 0 INTs/SF: 0 fumbles, 1 INT).

Weather: Cloudy
Temperature: 68 degrees
Wind: West Southwest 10 mph
Playing Surface: Grass
Time: 2:59
Attendance: 70,178



THURSDAY, OCTOBER 6
ARIZONA 33, SAN FRANCISCO 21
LEVI'S® STADIUM



San Francisco fell to the Arizona Cardinals, 33–21, on Thursday Night Football, dropping the team's record to 1–4 on the season. Despite the loss, RB Carlos Hyde rushed for 78 yds. and 1 TD on 22 carries, marking the first time he has recorded a rushing TD in three consecutive games. Hyde is the first member of the 49ers to have a rushing TD in three consecutive games since RB Frank Gore accomplished the feat in 2011 [12/11/11 at Arz.; 12/19/11 vs. Pit.; 12/24/11 at Sea.]. Additionally on offense, WR Jeremy Kerley tied a career high with 8 receipts. and finished with 102 rec. yds, his second career 100–yd. receiving game. After a scoreless first quarter, the 49ers took a 7–0 as QB Blaine Gabbert led the offense on a 10–play, 87–yd. drive that culminated in a 9–yd. TD pass to Kerley, his second as a member of the 49ers. Kerley has now registered a TD receipt. in consecutive games for the first time in his career. Following an deflected pass at the line of scrimmage that led to an interception of Gabbert deep in 49ers territory, QB Drew Stanton connected with WR Larry Fitzgerald for a 21–yd. TD pass, tying the score at 7–7 heading into halftime. After a San Francisco fumble on the opening kick return of the second half, Cardinals RB David Johnson found the end zone on a 4–yd. run to give Arizona a 14–7 lead. Midway through the third quarter, Stanton found Fitzgerald on a 29–yd. TD pass to extend the Cardinals lead to 21–7. San Francisco would answer the Arizona TD with one of their own, as Hyde finished off an 11–play, 82–yd. drive with a 1–yd. TD run, his sixth of the season, to cut the deficit to 21–14. After Cardinals K Chandler Catanzaro knocked through a 36–yd. FG early in the fourth quarter, Johnson found the end zone for a second time for Arizona on a 2–yd. run to extend the Cardinals lead to 31–14. Inside the final two minutes, Gabbert rushed for his second TD of the season to cut the score to 31–21. After the 49ers defense forced a three–and–out, Gabbert was sacked by Cardinals DT Calais Campbell for a safety to bring the final score to 33–21 in favor of Arizona.

NOTES: The **49ers offense** scored TDs on all three trips to the red zone vs. Arz. ... RB **Carlos Hyde** rushed for 78 yds. and 1 TD on 22 carries, marking the first time he has recorded a rushing TD in three consecutive games ... **Hyde** is the first member of the 49ers to have a rushing TD in three consecutive games since RB Frank Gore accomplished the feat in 2011 [12/11/11 at Arz.; 12/19/11 vs. Pit.; 12/24/11 at Sea.] ... **Hyde** also registered a career–high 6 receipts. for 36 yds. ... WR **Jeremy Kerley** tied a career high with 8 receipts. and finished with 102 rec. yds, his second career 100–yd. receiving game. [120 yds.; NYJ at NE (10/21/12)] ... **Kerley** hauled in a 9–yd. TD pass from QB **Blaine Gabbert**, his second as a member of the 49ers and 11th of his career ... **Kerley** has now registered a TD receipt. in consecutive games for the first time in his career... LBs **Nick Bellore** and **Michael Wilhoite** combined to sack Cardinals QB Drew Stanton for the first 0.5 sack of their careers.

| | 1st | 2nd | 3rd | 4th | Pts |
|----------------------|----------|----------|-----------|-----------|-----------|
| Arizona | 0 | 7 | 14 | 12 | 33 |
| San Francisco | 0 | 7 | 7 | 7 | 21 |

- SF** – J. Kerley, 9 pass from B. Gabbert (P. Dawson) (10–87, 4:46)
- ARZ** – L. Fitzgerald, 21 pass from D. Stanton (C. Catanzaro) (1–21, 0:06)
- ARZ** – D. Johnson, 4 run (C. Catanzaro) (4–14, 2:10)
- ARZ** – L. Fitzgerald, 29 pass from D. Stanton (C. Catanzaro) (6–71, 3:19)
- SF** – C. Hyde, 1 run (P. Dawson) (11–82, 5:41)
- ARZ** – C. Catanzaro, 36 FG (4–6, 1:16)
- ARZ** – D. Johnson, 2 run (C. Catanzaro) (12–76, 7:12)
- SF** – B. Gabbert, 1 run (P. Dawson) (13–75, 2:52)
- ARZ** – B. Gabbert sacked in end zone by C. Campbell for a Safety

| TEAM STATISTICS | ARZ | SF |
|------------------------|------------|------------|
| First Downs | 17 | 25 |
| Net Yards Gained | 288 | 286 |
| Rushes/Yards | 37/172 | 36/151 |
| Net Yards Passing | 116 | 135 |
| Att/Comp/INT | 28/11/0 | 31/18/2 |
| Sacked/Yards Lost | 1/8 | 7/27 |
| Punts/Average | 9/42.4 | 7/49.9 |
| Fumbles/Lost | 2/0 | 2/1 |
| Penalties/Yards | 7/50 | 4/34 |
| Time of Possession | 31:44 | 28:16 |
| 3rd Down Efficiency | 5/16 (31%) | 4/14 (29%) |

RUSHING: CARDINALS – D. Johnson 27–157–2 TDs, A. Ellington 6–19, S. Taylor 2–(–2), D. Stanton 2–(–2) ... **49ERS** – C. Hyde 22–78–1 TD, B. Gabbert 10–70–1 TD, M. Davis 2–4, S. Draughn 2–(–1).

RECEIVING: CARDINALS – L. Fitzgerald 6–81–2 TDs, D. Johnson 3–28, Jo. Brown 1–11, J. Gresham 1–4 ... **49ERS** – J. Kerley 8–102–1 TD, C. Hyde 6–36, Q. Patton 2–16, B. Bell 1–4, G. Celek 1–4.

PASSING: CARDINALS – D. Stanton 28–11–124–0–2 TDs... **49ERS** – B. Gabbert 31–18–162–2–1 TD.

INTs: CARDINALS – M. Cooper 1–12, C. Campbell 1–1 ... **49ERS** – None.

SACKS: CARDINALS – M. Golden 2–12.5, C. Campbell 2–5, K. Minter 1.5–5, D. Swearingin 1–0, A. Okafor 0.5–4.5 ... **49ERS** – N. Bellore 0.5–4, M. Wilhoite 0.5–4.

49ERS TURNOVER RATIO: –3 (ARZ: 0 fumbles, 0 INTs/SF: 1 fumble, 2 INTs).

Weather: Clear
Temperature: 75 degrees
Wind: West Northwest 16 mph
Playing Surface: Grass
Time: 3:06
Attendance: 70,178



SUNDAY, OCTOBER 16

SAN FRANCISCO 16, BUFFALO 45

NEW ERA FIELD



The 49ers dropped to 1–5 on the season after falling to the Buffalo Bills 45–16 at New Era Field. On the Bills first drive of the game, DL Arik Armstead registered the first FF of his career, stripping the ball from Bills QB Tyrod Taylor, with DL DeForest Buckner recovering the fumble for his first career FR. On the day, in addition to his FR, Buckner recorded the first 2.0 sacks of his career. Making good with the short field, K Phil Dawson knocked through a 33–yd. FG to give San Francisco a 3–0 lead. On the next Buffalo possession, Bills RB LeSean McCoy found the end zone on a 4–yd. run to give Buffalo the 7–3 lead after one quarter of play. Early in the second quarter, QB Colin Kaepernick connected with WR Torrey Smith on a 53–yd. TD pass to put the 49ers back ahead at 10–7. It marked the second TD receipt. of the season for Smith and first TD pass of the season for Kaepernick. Making his first start of the season, Kaepernick completed 8 of 11 atts. for 135 yds., 1 TD and a QB rating of 144.1 in the first half, the 4th highest in any half of his career. On the ensuing Bills drive, McCoy found the end zone for the second time with a 12–yd. TD run to give Buffalo the 14–10 advantage. To end the first half, the teams traded FGs by Dawson and Bills K Dan Carpenter to bring the score to 17–13 entering the break. Late in the third quarter, Bills QB Tyrod Taylor connected with WR Justin Hunter on a 30–yd. pass to extend the home team’s lead to 24–13. Dawson converted his third FG of the afternoon, this time a 47–yd. att. to make the score 24–16. With 10 points on the day, Dawson (374 points) moved past RB Ken Willard (366 points) for 11th on the franchise’s all–time scoring list. However, Buffalo finished the game with 21 unanswered points in the fourth quarter to register the 45–16 victory.

NOTES: On the Bills first drive of the game, DL **Arik Armstead** registered the first FF of his career, stripping the ball from Bills QB Tyrod Taylor.... DL **DeForest Buckner** recovered the fumble for his first career FR ... Later in the game, **Armstead** picked up his 2nd sack of the season ... In addition to his FR, **Buckner** recorded the first two sacks of his career ... With 2.0 sacks and 1 FR on the day, **Buckner** is the first member of the 49ers with at least 2.0 sacks and 1 FR in a single game since LB Aldon Smith accomplished the feat in 2011 [vs. StL 12/4/11 (2.0 sacks and 1 FR)] ... In the first half, QB **Colin Kaepernick** completed 8 of 11 atts. for 135 yds., 1 TD and a QB rating of 144.1 ... **Kaepernick’s** 144.1 QB rating is the 4th highest in any half of his career ... **Kaepernick** connected with WR **Torrey Smith** on a 53–yd. TD pass ... It marked the 2nd TD receipt. of the season for **Smith** and the 1st TD pass of the season for **Kaepernick** ... CB **Tramaine Brock** registered the first FF of his career in the 3rd Qtr. ... In the 4th Qtr., NT **Mike Purcell** forced the 1st FF of his career, knocking the ball away from Bills RB Jonathan Williams ... LB **Nick Bellore** recovered the loose ball, the first FR of his career... With 10 points on the day (3 FG, 1 XP), K **Phil Dawson** moved past RB Ken Willard for 11th on the franchise’s all–time scoring list.

| | 1st | 2nd | 3rd | 4th | Pts |
|----------------------|----------|-----------|----------|-----------|-----------|
| San Francisco | 3 | 10 | 0 | 3 | 16 |
| Buffalo | 7 | 10 | 7 | 21 | 45 |

- SF** – P. Dawson, 33 FG (7–13, 3:53)
- BUF** – L. McCoy, 4 run (D. Carpenter) (11–75, 5:29)
- SF** – T. Smith, 53 pass from C. Kaepernick (P. Dawson) (4–75, 1:18)
- BUF** – L. McCoy, 12 run (D. Carpenter) (7–75, 3:38)
- SF** – P. Dawson, 48 FG (9–59, 4:54)
- BUF** – D. Carpenter, 40 FG (14–53, 5:33)
- BUF** – J. Hunter, 30 pass from T. Taylor (D. Carpenter) (4–60, 1:55)
- SF** – P. Dawson, 47 FG (8–46, 2:46)
- BUF** – L. McCoy, 18 run (D. Carpenter) (8–75, 3:55)
- BUF** – R. Woods, 5 pass from T. Taylor (D. Carpenter) (1–27, 0:11)
- BUF** – M. Gillislee, 44 run (D. Carpenter) (7–73, 3:25)

| TEAM STATISTICS | SF | BUF |
|------------------------|------------|------------|
| First Downs | 16 | 29 |
| Net Yards Gained | 300 | 492 |
| Rushes/Yards | 28/133 | 44/313 |
| Net Yards Passing | 167 | 179 |
| Att/Comp/INT | 29/13/0 | 27/16/0 |
| Sacked/Yards Lost | 3/20 | 3/0 |
| Punts/Average | 5/41.8 | 3/50.7 |
| Fumbles/Lost | 2/1 | 3/2 |
| Penalties/Yards | 6/52 | 7/71 |
| Time of Possession | 24:49 | 35:11 |
| 3rd Down Efficiency | 3/13 (23%) | 8/13 (62%) |

RUSHING: 49ERS – C. Kaepernick 8–66, C. Hyde 14–52, M. Davis 5–13, S. Draughn 1–2 ... **BILLS** – L. McCoy 19–140–3 TDs, T. Taylor 8–68, M. Gillislee 6–61–1 TD, J. Williams 5–21, E. Manuel 3–11, R. Bush 2–6, R. Woods 1–6.

RECEIVING: 49ERS – Q. Patton 4–52, T. Smith 3–76–1 TD, V. McDonald 2–25, J. Kerley 2–12, R. Streater 1–16, M. Davis 1–6 ... **BILLS** – C. Clay 5–52, R. Woods 5–44–1 TD, N. O’Leary 2–29, M. Goodwin 2–22, J. Hunter 1–30–1 TD, L. McCoy 1–2.

PASSING: 49ERS – C. Kaepernick 29–13–187–0–1 TD ... **BILLS** – T. Taylor 25–16–179–0–2 TDs, E. Manuel 2–0–0–0–0 TDs.

INTs: 49ERS – None ... **BILLS** – None.

SACKS: 49ERS – D. Buckner 2–0, A. Armstead 1–0 ... **BILLS** – L. Alexander 1–12, A. Washington 1–7, Z. Brown 1–1.

49ERS TURNOVER RATIO: +1 (SF: 1 fumble, 0 INTs/BUF: 2 fumbles, 0 INTs).

Weather: Mostly Cloudy
Temperature: 72 degrees
Wind: Southwest 22 mph
Playing Surface: Turf
Time: 3:14
Attendance: 70,003



SUNDAY, OCTOBER 23
TAMPA BAY 34, SAN FRANCISCO 17
LEVI'S® STADIUM



Against the Tampa Bay Buccaneers, the 49ers offense rushed for 160 yds. with a 5.7 avg., the most since 9/14/15 (230 yds. and 5.9 avg. vs. Min.). On the opening possession of the game, QB Colin Kaepernick drove the offense 75-yds. on 5 plays and RB Mike Davis capped off the drive with his first career NFL TD to give the 49ers an early 7-0 lead. Late in the first quarter, Buccaneers QB Jameis Winston's pass was deflected by CB Tramaine Brock and intercepted by LB Gerald Hodges, his first INT as a member of the 49ers and second of his career. On the next play, Kaepernick found RB Shaun Draughn for a 17-yd. TD pass, the first receiving TD of Draughn's career, to put San Francisco up 14-0. In the second quarter, Winston connected on TD passes to WR Mike Evans and WR Russell Shepard and Buccaneers K Robert Aguayo knocked through a 38-yd. FG to give Tampa Bay the 17-14 halftime advantage. In the third quarter, Tampa Bay extended their lead to 27-14 after Aguayo's second FG and Evans' second TD receipt. With just over eight minutes remaining, K Phil Dawson knocked through a 28-yd. FG to make the score 27-17. Tampa Bay RB Peyton Barber rounded out the scoring as he found the end zone on 44-yd. run to bring the final score to 34-17 in favor of the Buccaneers.

NOTES: The **49ers offense** rushed for a season-high 160 yds. on 28 atts. (5.7 avg.), the most since 9/14/15 (230 yds. and 5.9 avg. vs. Min.) ... QB **Colin Kaepernick** for 84 yds. on 9 carries (9.3 avg.), tying for the third highest regular season single game total in his career ... Making his first career NFL start, RB **Mike Davis** registered 7 carries for 21 yds. and his first career TD ... RB **Shaun Draughn** hauled in 17-yd. TD pass from QB **Colin Kaepernick**, marking his first career TD receipt. ... DL **Arik Armstead** and LB **Ahmad Brooks** combined to take down QB Jameis Winston, giving both players 2.5 sacks on the season ... LB **Aaron Lynch** took down Winston, marking his first sack of the season and 13.5 of his career ... LB **Gerald Hodges** picked off Winston and returned it 21-yds., marking his second career INT and first as a member of the 49ers.

| | 1st | 2nd | 3rd | 4th | Pts |
|----------------------|-----------|-----------|-----------|----------|-----------|
| Tampa Bay | 0 | 17 | 10 | 7 | 34 |
| San Francisco | 14 | 0 | 0 | 3 | 17 |

- SF** – M. Davis, 4 run (P. Dawson) (5-75, 1:58)
- SF** – S. Draughn, 17 pass from C. Kaepernick (P. Dawson) (1-17, 0:08)
- TB** – M. Evans, 4 pass from J. Winston (R. Aguayo) (11-94, 4:54)
- TB** – R. Aguayo, 38 FG (6-53, 2:39)
- TB** – R. Shepard, 19 pass from J. Winston (R. Aguayo) (8-77, 1:46)
- TB** – R. Shepard, 37 FG (5-17, 2:01)
- TB** – M. Evans, 5 pass from J. Winston (R. Aguayo) (6-27, 2:03)
- SF** – P. Dawson, 28 FG (14-50, 6:04)
- TB** – P. Barber, 44 run (R. Aguayo) (6-77, 3:26)

| TEAM STATISTICS | TB | SF |
|------------------------|------------|------------|
| First Downs | 27 | 20 |
| Net Yards Gained | 513 | 273 |
| Rushes/Yards | 41/249 | 28/160 |
| Net Yards Passing | 264 | 113 |
| Att/Comp/INT | 30/21/1 | 34/16/1 |
| Sacked/Yards Lost | 2/5 | 4/30 |
| Punts/Average | 3/39.0 | 6/42.3 |
| Fumbles/Lost | 2/0 | 4/2 |
| Penalties/Yards | 7/78 | 4/31 |
| Time of Possession | 33:49 | 26:11 |
| 3rd Down Efficiency | 6/14 (43%) | 6/15 (40%) |

RUSHING: BUCCANEERS – J. Rodgers 26-154, P. Barber 12-84-1 TD, A. Smith 1-6, A. Humphries 1-6, J. Winston 1-(-1) ... **49ERS** – C. Kaepernick 9-84, D. Harris 11-39, M. Davis 7-21-1 TD, S. Draughn 1-16.

RECEIVING: BUCCANEERS – M. Evans 8-96-2 TDs, R. Shepard 5-77-1 TD, C. Brate 3-29, A. Smith 2-41, A. Humphries 2-17, J. Rodgers 1-9 ... **49ERS** – S. Draughn 5-37-1 TD, Q. Patton 3-13, D. Harris 2-18, J. Kerley 2-15, V. McDonald 1-24, T. Smith 1-17, A. Burbridge 1-15, G. Celek 1-4.

PASSING: BUCCANEERS – J. Winston 30-21-269-1-3 TDs ... **49ERS** – C. Kaepernick 34-16-143-1-1 TD.

INTs: BUCCANEERS – B. McDougald 1-0 ... **49ERS** – G. Hodges 1-21.

SACKS: BUCCANEERS – J. Adjei-Barimah 1-12, W. Gholston 1-8, N. Spence 1-8, G. McCoy 1-4 ... **49ERS** – A. Lynch 1-4, A. Armstead 0.5-0.5, A. Brooks 0.5-0.5.

49ERS TURNOVER RATIO: -2 (TB: 0 fumbles, 1 INT/SF: 2 fumbles, 1 INT).

Weather: Clear
Temperature: 68 degrees
Wind: West 5 mph
Playing Surface: Grass
Time: 3:14
Attendance: 70,178



SUNDAY, NOVEMBER 6
NEW ORLEANS 41, SAN FRANCISCO 23
LEVI'S® STADIUM



After the team's Bye in Week 8, the 49ers fell to the New Orleans Saints 41–23 at Levi's Stadium. QB Colin Kaepernick completed 24 of 39 atts. for 398 yds., 2 TDs, 1 INT and a QB rating of 102.3, marking his sixth career 300–yd. passing game and second most passing yds. in his career. WR Quinton Patton (6 repts. for 106 yds.), TE Vance McDonald (3 repts. for 84 yds. and 1 TD), RB DuJuan Harris (5 repts. for 83 yds. and 1 TD) and TE Garrett Celek (4 repts. for 76 yds.) combined to mark the first time in franchise history that the team had four players with 75 rec. yds.—or—more in a single game. K Phil Dawson opened the scoring for the 49ers, knocking through a season-long 49–yd. FG to put San Francisco up 3–0 early in the first quarter. However, New Orleans would notch 21 straight points as Saints RB Tim Hightower reached the end zone on a 4–yd. run and Saints QB Drew Brees tossed TD passes to WR Michael Thomas and RB Mark Ingram. Answering back with a TD of their own, RB DuJuan Harris took a swing pass from QB Colin Kaepernick 47–yds. for a TD, marking the longest repts. of his career and his first career receiving TD. On the next offensive play for New Orleans, Ingram rushed 75–yds. for a TD to extend New Orleans' lead to 28–10 midway through the second quarter. On the next drive, Dawson converted a 48–yd FG to bring the score to 28–13. After the 49ers defense forced a punt inside the final two minutes, Kaepernick found McDonald for a 65–yd. TD repts. McDonald became only the fourth TE since the merger in 1970, and the first since 1997, to register two TD repts. of 65 yds.—or—more in the same season. In the first half, Kaepernick completed 14 of 18 atts. for 286 yds., 2 TDs, 1 INT and a QB rating of 132.6, with his 286 yds. marking the most passing yds. in any half of his career. As time expired at the half, Saints K Wil Lutz converted a 26–yd. FG to make the score 31–20. In the third quarter, Dawson converted his third FG of the day, this time a 46–yd. FG, making the score 31–23 heading into the fourth quarter. Dawson converted 3 of 3 FG [49, 48, 46] and 2 of 2 XPA for a total of 11 points, marking the first time Dawson hit three FGs of 45–yds.—or—longer in same game since 9/27/12 at Bal. [3 for 3 (51, 50, 52)]. In the final frame, Brees connected with Thomas for their second TD of the day and Lutz knocked through a 41–yd. FG, bringing the final score to 41–23 in favor of New Orleans.

NOTES: According to the Elias Sports Bureau, WR **Quinton Patton** (6 repts. for 106 yds.), TE **Vance McDonald** (3 repts. for 84 yds. and 1 TD), RB **DuJuan Harris** (5 repts. for 83 yds. and 1 TD) and TE **Garrett Celek** (4 repts. for 76 yds.) combined to mark the first time in franchise history that the team had four players with 75 rec. yds.—or—more in a single game ... **McDonald** notched 3 repts. for 84 yds. and 1 TD ... **McDonald's** 65–yd. TD repts. marked his second TD of 65 yds.—or—more this season [75–yd. TD repts. at Car. (9/18/16)] ... **McDonald** is only the fourth TE since the merger in 1970, and the first since 1997, to register two TD repts. of 65 yds.—or—more in the same season ... **Patton** registered new career highs of 6 repts. for 106 yds, marking the first 100–yd. receiving game of his NFL career ... Making his first start of the season, **Harris** rushed for 59 yds. on 10 carries while adding 5 repts. for 83 yds. and 1 TD ... **Harris'** 142 total yards from scrimmage were the second most in his career [153 yds. from scrimmage (67 yds. rushing, 86 rec. yds.) vs. StL (1/3/16)] ... In the 2nd Qtr., **Harris** caught a 47–yd. TD from QB **Colin Kaepernick**, the longest repts. of his career and his first career receiving TD ... In the first half, QB **Colin Kaepernick** completed 14 of 18 atts. for 286 yds., 2 TDs, 1 INT and a QB rating of 132.6 ... **Kaepernick's** 286 yds. are the most in any half of his career ... **Kaepernick's** 286 passing yds. in the first half were the most in the first half by the 49ers since 9/21/97 vs. Atl. (QB Steve Young – 14 of 19 for 287 yds., 2 TDs, 0 INTs and a QB rating of 150.7) ... **Kaepernick's** 286 passing yds. in the first half also marked the most in any half by the 49ers since 12/5/99 at Cin. (QB Jeff Garcia – 21 of 31 for 307 yds., 3 TDs, 0 INTs and a QB rating of 132.1 in the second half) ... On the day, **Kaepernick** completed 24 of 39 atts. for 398 yds., 2 TDs, 1 INT and a QB rating of 102.3, marking his sixth career 300–yd. passing game and first since 10/18/15 vs. Bal. (340 yds.) ... **Kaepernick's** 398 yds. passing were the second most passing yds. in his career [412 yds. passing vs. GB (9/8/13)] ... **Kaepernick** rushed for 23 yds. on 5 carries and now has 2,005 career rushing yds., becoming the second QB in franchise history (QB Steve Young – 3,581 yds.), and the 15th player to rush for over 2,000 yds. as a member of the 49ers ... The **49ers offense** amassed 486 net yds. (93 rushing, 393 passing), marking the most net yds. since 9/8/13 vs. GB [494 net yds. (90 rushing, 404 passing)] ... K **Phil Dawson** converted 3 of 3 FG [49, 48, 46] and 2 of 2 XPA for a total of 11 points ... It marked the first time **Dawson** hit three FGs of 45–yds.—or—longer in same game since 9/27/12 at Bal. [3 for 3 (51, 50, 52)] ... CB **JaCorey Shepherd** had 3 KORs for 104 yds. (34.7 avg.) ... **Shepherd's** 34.7–yd. avg. on KORs is the highest average by a member of 49ers (min. 3 KORs) since 9/11/11 [WR Ted. Ginn Jr. – 4 KORs for 176 yds. (44.0 avg.) and 1 TD].

| | 1st | 2nd | 3rd | 4th | Pts |
|----------------------|-----|-----|-----|-----|-----|
| New Orleans | 14 | 17 | 0 | 10 | 41 |
| San Francisco | 3 | 17 | 3 | 0 | 23 |

- SF** – P. Dawson, 49 FG (7–45, 2:53)
- NO** – T. Hightower, 4 run (W. Lutz) (10–83, 4:14)
- NO** – M. Thomas, 1 pass from D. Brees (W. Lutz) (5–12, 1:22)
- NO** – M. Ingram, 5 pass from D. Brees (W. Lutz) (12–76, 6:05)
- SF** – D. Harris, 47 pass from C. Kaepernick (P. Dawson) (4–65, 1:44)
- NO** – M. Ingram, 75 run (W. Lutz) (1–75, 0:11)
- SF** – P. Dawson, 48 FG (5–37, 1:52)
- SF** – V. McDonald, 65 pass from C. Kaepernick (P. Dawson) (3–72, 0:42)
- NO** – W. Lutz, 26 FG (6–71, 1:05)
- SF** – P. Dawson, 46 FG (6–29, 1:07)
- NO** – M. Thomas, 32 pass from D. Brees (W. Lutz) (7–77, 3:23)
- NO** – W. Lutz, 41 FG (10–53, 4:02)

| TEAM STATISTICS | NO | SF |
|------------------------|-------------|-----------|
| First Downs | 29 | 19 |
| Net Yards Gained | 571 | 486 |
| Rushes/Yards | 42/248 | 17/93 |
| Net Yards Passing | 323 | 393 |
| Att/Comp/INT | 39/28/0 | 39/24/1 |
| Sacked/Yards Lost | 1/0 | 1/5 |
| Punts/Average | 4/52.5 | 2/42.5 |
| Fumbles/Lost | 0/0 | 3/3 |
| Penalties/Yards | 4/40 | 9/78 |
| Time of Possession | 38:53 | 21:07 |
| 3rd Down Efficiency | 11/17 (65%) | 2/9 (22%) |

RUSHING: SAINTS – M. Ingram 15–158–1 TD, T. Hightower 23–87–1 TD, J. Kuhn 2–5, D. Brees 2–(–2) ... **49ERS** – D. Harris 10–59, C. Kaepernick 5–23, M. Davis 2–11.

RECEIVING: SAINTS – M. Thomas 5–73–2 TDs, B. Cooks 5–66, J. Hill 4–40, C. Fleener 3–42, W. Snead 3–36, B. Coleman 2–25, M. Ingram 2–13–1 TD, J. Kuhn 2–9, T. Hightower 1–15, T. Cadet 1–4 ... **49ERS** – Q. Patton 6–106, D. Harris 5–83–1 TD, G. Celek 4–76, V. McDonald 3–84–1 TD, J. Kerley 3–22, T. Smith 2–18, M. Davis 1–9.

PASSING: SAINTS – D. Brees 39–28–323–0–3 TDs ... **49ERS** – C. Kaepernick 39–24–398–1–2 TDs.

INTs: SAINTS – C. Robertson 1–29 ... **49ERS** – None.

SACKS: SAINTS – V. Bell 0.5–2.5, C. Jordan 0.5–2.5 ... **49ERS** – G. Hodges 1–0.

49ERS TURNOVER RATIO: –4 (NO: 0 fumbles, 0 INTs/SF: 3 fumbles, 1 INT).

Weather: Mostly Sunny
Temperature: 70 degrees
Wind: Calm 0 mph
Playing Surface: Grass
Time: 3:13
Attendance: 70,178



SUNDAY, NOVEMBER 13
SAN FRANCISCO 20, ARIZONA 23
UNIVERSITY OF PHOENIX STADIUM



Facing off against division foe Arizona for the second time this season, the 49ers dropped a closely contested battle, 23–20. The 49ers defense registered 4 takeaways (2 INTs and 2 FRs) and recorded 10 PDs, led by DB Jimmie Ward's career-high 4 PDs. The Cardinals jumped out to a 14–0 lead behind two TDs from RB David Johnson, one rushing and one receiving. Early in the 2nd Qtr., San Francisco cut the deficit to 14–7 as QB Colin Kaepernick marched the offense 75 yds. on 6 plays and connected with WR Jeremy Kerley on a 17–yd. TD pass, marking Kerley's 3rd TD receipt of the year and 12th of his career. On the ensuing Arizona possession, Cardinals K Chandler Catanzaro knocked through a 39–yd. FG to make the score 17–7. Inside the final two minutes of the first half, the teams traded FGs as K Phil Dawson kicked a 49–yd. FG and Catanzaro converted a 19–yd. FG to make the score 20–10 at the break. On Arizona's first possession of the 2nd half, LB Eli Harold had a strip-sack of Cardinals QB Carson Palmer for his first sack and first FF of his career. DL DeForest Buckner recovered the loose ball which led to a season-long 53–yd. FG by Dawson. Late in the 4th Qtr., LB Gerald Hodges intercepted Palmer for his 2nd INT of the season and 3rd of his career. The takeaway led to a 4–yd. TD run by Kaepernick on the first play after the two-minute warning, tying the score at 20–20. Kaepernick finished the day with 55 yds. on 10 atts. (5.5 avg.) and 1 TD on the ground, his 1st rushing TD of the season and 12th of his career. On the final possession of the game, Catanzaro converted a 34–yd. FG as time expired to bring the final score to 23–20 in favor of Arizona.

NOTES: The **49ers defense** registered 4 takeaways of the Arizona Cardinals (2 INTs and 2 FRs), tying a season high [Week 2 at Car. (9/18/16) – 3 FRs and 1 INT] ... Early in the 1st Qtr., CB **Keith Reaser** forced a Cardinals WR J.J. Nelson fumble, marking the 1st FF of Reaser's career ... S **Antoine Bethea** recovered the fumble for his 1st FR of the season, 5th of his career and first since 10/20/13 vs. Den., as a member of the Indianapolis Colts ... On Arizona's first possession of the 2nd half, LB **Eli Harold** had a strip-sack of Cardinals QB Carson Palmer for his first sack and first FF of his career, with DL **DeForest Buckner** recovering Palmer's fumble ... S **Eric Reid** intercepted Palmer for his 1st INT of the season, 8th of his career and his first since 12/14/14 at Sea. ... In the 4th Qtr., LB **Gerald Hodges** intercepted Palmer for his 2nd INT of the season and 3rd of his career ... **Buckner** brought down Palmer for a 9–yd. loss and his 3rd sack of the season ... Along with his FR, **Buckner** has now registered 2 games this season with at least 1.0 sack and 1 FR (10/16/16 at Buf. – 2.0 sacks & 1 FR) ... The **49ers defense** registered a season-high 10 PDs, as DB **Jimmie Ward** established a new career high with 4 PDs ... The **49ers defense** finished with double-digit PDs for the first time since they recorded 11 at NYG (11/16/14) ... QB **Colin Kaepernick** connected with WR **Jeremy Kerley** on a 17–yd. TD pass in the 2nd Qtr. ... It marked **Kerley's** 3rd TD receipt of the year and 12th of his career ... In 2 games against Arizona this season, **Kerley** registered 15 receipts. for 179 yds. and 2 TDs ... **Kaepernick** rushed for 55 yds. on 10 atts. (5.5 avg.) and 1 TD on the ground, his 1st rushing TD of the season, 12th of his career and his first since 9/27/15 at Arz. ... WR **Quinton Patton** finished with 3 receipts. for a 52 yds. (17.3 avg.), including a career long receipt. of 45 yds. ... With 8 points (2 FGs, 2 PATs) against the Cardinals, K **Phil Dawson** moved past RB Roger Craig (396 pts.) for 10th on the franchise's all-time scoring list ... **Dawson** kicked a season-long 53–yd. FG, extending his franchise record to 14 made FGs of 50–or–more yds.

| | 1st | 2nd | 3rd | 4th | Pts |
|----------------------|----------|-----------|----------|----------|-----------|
| San Francisco | 0 | 10 | 3 | 7 | 20 |
| Arizona | 7 | 13 | 0 | 3 | 23 |

- ARZ** – D. Johnson, 3 pass from C. Palmer (C. Catanzaro) (11–91, 6:04)
- ARZ** – D. Johnson, 18 run (C. Catanzaro) (1–56, 0:18)
- SF** – J. Kerley, 17 pass from C. Kaepernick (P. Dawson) (6–75, 2:30)
- ARZ** – C. Catanzaro, 39 FG (8–54, 3:44)
- SF** – P. Dawson, 49 FG (15–56, 6:56)
- ARZ** – C. Catanzaro, 19 FG (10–81, 1:32)
- SF** – P. Dawson, 53 FG (5–45, 2:16)
- SF** – C. Kaepernick, 4 run (P. Dawson) (7–57, 1:18)
- ARZ** – C. Catanzaro, 34 FG (12–69, 1:55)

| TEAM STATISTICS | SF | ARZ |
|------------------------|------------|------------|
| First Downs | 15 | 26 |
| Net Yards Gained | 281 | 443 |
| Rushes/Yards | 28/83 | 23/80 |
| Net Yards Passing | 198 | 363 |
| Att/Comp/INT | 30/17/0 | 49/30/2 |
| Sacked/Yards Lost | 3/12 | 2/13 |
| Punts/Average | 7/43.6 | 4/44.3 |
| Fumbles/Lost | 1/1 | 2/2 |
| Penalties/Yards | 9/100 | 2/10 |
| Time of Possession | 27:42 | 32:18 |
| 3rd Down Efficiency | 7/17 (41%) | 7/14 (50%) |

RUSHING: 49ERS – C. Kaepernick 10–55–1 TD, C. Hyde 13–14, D. Harris 5–14 ... **CARDINALS** – D. Johnson 19–55–1 TD, C. Palmer 1–16, Jo. Brown 1–10, A. Ellington 2–(–1).

RECEIVING: 49ERS – J. Kerley 7–71–1 TD, V. McDonald 4–50, Q. Patton 3–52, T. Smith 2–26, R. Streater 1–11 ... **CARDINALS** – L. Fitzgerald 12–132, M. Floyd 5–101, D. Johnson 5–46–1 TD, J. Gresham 4–38, Jo. Brown 2–30, J. Nelson 2–29.

PASSING: 49ERS – C. Kaepernick 30–17–210–0–1 TD ... **CARDINALS** – C. Palmer 49–30–376–2–1 TD.

INTs: 49ERS – E. Reid 1–13, G. Hodges 1–6 ... **CARDINALS** – None.

SACKS: 49ERS – D. Buckner 1–9, E. Harold 1–4 ... **CARDINALS** – Ch. Jones 2–7, C. Campbell 1–5.

49ERS TURNOVER RATIO: +3 (SF: 1 fumble, 0 INTs/ARZ: 2 fumbles, 2 INTs).

Weather: Dome
Playing Surface: Grass
Time: 3:09
Attendance: 65,127



SUNDAY, NOVEMBER 20
NEW ENGLAND 30, SAN FRANCISCO 17
LEVI'S® STADIUM



The 49ers fell to the visiting Patriots 30–17 at Levi's Stadium on a wet and rainy day in the Bay Area. New England QB Tom Brady pushed the Patriots to an early 6–0 lead, connecting with WR Julian Edelman for a 4–yd. TD pass. On the ensuing possession, K Phil Dawson put the home team on the board with a 33–yd. FG, the 400th of his career. Dawson became just the 10th player in NFL history to make 400–or–more FGs during his NFL career. On the first play of the second quarter, Brady connected with RB James White for his second TD pass of the game to put New England up 13–3. Later in the quarter, the 49ers embarked on their longest drive of the season, driving 92 yds. in 8 plays and finishing with an 18–yd. TD pass from QB Colin Kaepernick to TE Vance McDonald, giving him a new single–season career–high of 4 TD receipts. and bringing the halftime score to 13–10. After a scoreless third quarter, the Patriots recorded 17 straight points in the fourth quarter behind two Brady TD passes and a Stephen Gostkowski 38–yd. FG. With just over two minutes remaining, Kaepernick finished off a 75–yd. drive with a 13–yd. TD pass to RB Shaun Draughn, making the final score 30–17 in favor of New England.

NOTES: With a 33–yd. FG in the 1st Qtr., K **Phil Dawson** became the 10th kicker in NFL history to record 400–or–more made FGs in his career ... Among those with 400–or–more career made FGs, **Dawson** has the highest made FG percentage at 84.7% ... With 5 points [1 for 1 FG, 2 of 2 PAT] against the Patriots, **Dawson** becomes the 10th player in franchise history to score 400–or–more points as a member of the 49ers ... Additionally, **Dawson** is the 3rd–fastest kicker in 49ers franchise history to reach 400 total points scored, accomplishing the feat in 58 games [K Mike Cofer – 54 games; K Bruce Gossett – 55 games] ... TE **Vance McDonald** recorded 3 receipts. for 46 yds. and 1 TD, giving him a single–season career–high 4 TD receipts. on the year ... RB **Shaun Draughn** registered 3 receipts. for 43 yds. and 1 TD, his 2nd TD receipt. of the season and of his career ... **Draughn** tied a career–long with a 26–yd. receipt. ... The 49ers TD drive of 92 yds. that culminated with a 18–yd. TD pass from QB **Colin Kaepernick** to TE **Vance McDonald** was the longest scoring drive of the season and longest since 12/13/15 at Cle. (8 plays – 94 yds.; WR Jerome Simpson 6–yd. TD receipt. from QB Blaine Gabbert) ... LB **Ahmad Brooks** took down Patriots QB Tom Brady for his 3.5 of the season and 51st of his career.

| | 1st | 2nd | 3rd | 4th | Pts |
|----------------------|----------|----------|----------|-----------|-----------|
| New England | 6 | 7 | 0 | 17 | 30 |
| San Francisco | 3 | 7 | 0 | 7 | 17 |

- NE** – J. Edelman, 4 pass from T. Brady (kick failed) (6–27, 2:53)
- SF** – P. Dawson, 33 FG (12–60, 7:30)
- NE** – J. White, 9 pass from T. Brady (S. Gostkowski) (6–77, 2:47)
- SF** – V. McDonald, 18 pass from C. Kaepernick (P. Dawson) (8–92, 4:17)
- NE** – D. Amendola, 5 pass from T. Brady (S. Gostkowski) (10–80, 4:21)
- NE** – M. Mitchell, 56 pass from T. Brady (S. Gostkowski) (5–70, 1:55)
- NE** – S. Gostkowski, 38 FG (8–50, 3:04)
- SF** – S. Draughn, 13 pass from C. Kaepernick (P. Dawson) (12–75, 4:05)

| TEAM STATISTICS | NE | SF |
|------------------------|------------|------------|
| First Downs | 28 | 20 |
| Net Yards Gained | 444 | 299 |
| Rushes/Yards | 30/171 | 27/122 |
| Net Yards Passing | 273 | 177 |
| Att/Comp/INT | 40/24/0 | 30/16/0 |
| Sacked/Yards Lost | 1/7 | 5/29 |
| Punts/Average | 5/43.2 | 8/41.6 |
| Fumbles/Lost | 1/0 | 5/0 |
| Penalties/Yards | 5/40 | 10/68 |
| Time of Possession | 29:12 | 30:48 |
| 3rd Down Efficiency | 8/16 (50%) | 5/14 (36%) |

RUSHING: PATRIOTS – L. Blount 19–124, D. Lewis 5–23, T. Brady 4–12. J. Edelman 2–12 ... **49ERS** – C. Hyde 19–86, C. Kaepernick 4–32, D. Harris 4–4.

RECEIVING: PATRIOTS – J. Edelman 8–77–1 TD, J. White 6–63–1 TD, M. Mitchell 4–98–1 TD, D. Lewis 3–26, D. Amendola 2–2–1 TD, M. Bennett 1–14 ... **49ERS** – V. McDonald 3–46–1 TD, S. Draughn 3–43–1 TD, G. Celek 3–41, C. Hyde 3–24, C. Harper 2–35, Q. Patton 2–17.

PASSING: PATRIOTS – T. Brady 40–24–280–0–4 TDs ... **49ERS** – C. Kaepernick 30–16–206–0–2 TDs.

INTs: PATRIOTS – None ... **49ERS** – None.

SACKS: PATRIOTS – P. Chung 1–12, D. Hightower 1–9, K. Van Noy 1–8, M. Butler 1–0, R. Ninkovich 1–0 ... **49ERS** – A. Brooks 1–7.

49ERS TURNOVER RATIO: 0 (NE: 0 fumbles, 0 INTs/SF: 0 fumbles, 0 INTs).

Weather: Cloudy with rain
Temperature: 64 degrees
Wind: South Southeast 6 mph
Playing Surface: Grass
Time: 3:06
Attendance: 70,178



SUNDAY, NOVEMBER 27

SAN FRANCISCO 24, MIAMI 31

HARD ROCK STADIUM



Visiting Miami for the first time since 2008, the 49ers fourth quarter come-back fell just short against the Dolphins, losing 31–24 at Hard Rock Stadium. The 49ers offense rushed for a season–high 193 yds. on 25 atts. (7.7 avg.). The team’s 7.7 avg. yds. per carry was the highest by the 49ers offense since 12/20/14 vs. SD [355 yds. on 40 atts. (8.9 avg.)]. QB Colin Kaepernick registered 113 yds. on 10 atts. (11.3 avg.), his second career 100–yd. rushing game [7 atts. for 151 yds. and 1 TD vs. SD (12/20/14)]. Kaepernick’s 113 rushing yds. are the highest total rushing yds. by a QB this season and marks the second 100–yd. rushing game by a QB in 2016 [QB Kevin Hogan, Cle. – 104 yds. at Cin. (10/23/16)]. Kaepernick completed 29 of 46 atts. for 293 yds., 3 TDs, 1 INT and a passer rating of 94.1, marking the 5th time in his career he has thrown for 3–or–more TDs and the first time since 10/13/14 at StL (22 of 35 atts. for 343 yds., 3 TDs and a 123.9 passer rating). After forcing a Dolphins three–and–out on the opening possession of the game, the 49ers offense finished off an 8–play, 62–yd. drive with an 11–yd. TD pass from Kaepernick to RB Carlos Hyde, the first TD receipt. of his NFL career. Early in the second quarter, Dolphins RB Jay Ajayi tied the score at 7–7 with a 2–yd. TD run. The Dolphins would enter halftime with a 14–7 lead as QB Ryan Tannehill connected with TE Dion Sims on a 16–yd. TD pass. After a turnover on the first play of the second half, Dolphins K Adam Franks made the score 17–7 with 24–yd. FG. Midway through the third quarter, the 49ers offense drove 91 yds. on 9 plays that culminated with a 4–yd. TD pass from Kaepernick to TE Garrett Celek, his first TD receipt. of the season and 4th of his career, to make the score 17–14. After two TD passes by Tannehill put Miami up 31–14 midway through the fourth quarter, WR Torrey Smith, diving with one hand in the back of the end zone, hauled in a 1–yd. TD pass from Kaepernick, his 3rd TD receipt. of the season and 37th of his career. Just before the two–minute warning, K Phil Dawson converted a 36–yd. FG to make it a one score game. Using two timeouts and the two–minute warning as a stoppage, the 49ers defense forced a three–and–out to get the ball back with 1:44 remaining down by seven. Starting on his own 38–yd. line, Kaepernick drove the offense down to the 4–yd line with :02 left in the game. On the final play, Kaepernick scrambled to the right and was stopped short of the end zone, giving the Dolphins the 31–24 victory.

NOTES: The **49ers offense** rushed for a season–high 193 yds. on 25 atts. (7.7 avg.) ... The team’s 7.7 avg. yds. per carry was the highest by the **49ers offense** since 12/20/14 vs. SD [355 yds. on 40 atts. (8.9 avg.)] ... QB **Colin Kaepernick** registered 113 yds. on 10 atts. (11.3 avg.), his second career 100–yd. rushing game [7 atts. for 151 yds. and 1 TD vs. SD (12/20/14)] ... **Kaepernick’s** 113 rushing yds. are the highest total rushing yds. by a QB this season and marks the second 100–yd. rushing game by a QB in 2016 [QB Kevin Hogan, Cle. – 104 yds. at Cin. (10/23/16)] ... **Kaepernick** completed 29 of 46 atts. for 293 yds., 3 TDs, 1 INT and a passer rating of 94.1 ... It marks the 5th time in **Kaepernick’s** career he has thrown for 3–or–more TDs and the first time since 10/13/14 at StL (22 of 35 atts. for 343 yds., 3 TDs and a 123.9 passer rating) ... **Kaepernick** became the 5th player since the NFL merger in 1970 to register 3 passing TDs and 100 yds. rushing in a single game (Randall Cunningham – 11/4/90; Michael Vick – 12/19/10; Marcus Mariota – 12/6/15; Cam Newton – 12/20/15) ... After forcing a Dolphins three–and–out on the opening possession of the game, the **49ers offense** finished off an 8–play, 62–yd. drive with an 11–yd. TD pass from **Kaepernick** to RB **Carlos Hyde**, the first TD receipt. of his NFL career ... In the 3rd Qtr., the **49ers offense** drove 91 yds. on 9 plays that culminated with a 4–yd. TD pass from **Kaepernick** to TE **Garrett Celek**, his first TD receipt. of the season and 4th of his career ... With the 91–yd. TD drive, the **49ers offense** has now recorded consecutive games with a 90–or–more yd. TD drive [8 plays for 94 yds., 18–yd. TD pass from **Kaepernick** to TE Vance McDonald vs. NE (11/20/16)] ... In the 4th Qtr., WR **Torrey Smith** hauled in a 1–yd. TD pass from **Kaepernick**, his 3rd TD receipt. of the season and 37th of his career ... With 4 receipts. for a team–high 60 yds., TE **Vance McDonald** now has 382 receiving yds. on the season, surpassing his previous single–season career high of 326 receiving yds. set in 2015 ... On the final play of the first half, LBs **Nick Bellore** and **Ahmad Brooks** combined to take down Dolphins QB Ryan Tannehill for a 13–yd. loss ... DL **Ronald Blair** recorded the first full sack of his NFL career, taking down Tannehill for a 9–yd. loss in the 3rd Qtr.

| | 1st | 2nd | 3rd | 4th | Pts |
|----------------------|----------|-----------|-----------|-----------|-----------|
| San Francisco | 7 | 0 | 7 | 10 | 24 |
| Miami | 0 | 14 | 10 | 7 | 31 |

- SF** – C. Hyde, 11 pass from C. Kaepernick (P. Dawson) (8–62, 3:30)
- MIA** – J. Ajayi, 2 run (A. Franks) (11–91, 5:28)
- MIA** – D. Sims, 16 pass from R. Tannehill (A. Franks) (11–84, 6:50)
- MIA** – A. Franks, 24 FG (5–20, 2:18)
- SF** – G. Celek, 4 pass from C. Kaepernick (P. Dawson) (9–91, 4:57)
- MIA** – K. Stills, 43 pass from R. Tannehill (A. Franks) (5–60, 1:50)
- MIA** – L. Carroo, 15 pass from R. Tannehill (A. Franks) (6–67, 3:23)
- SF** – T. Smith, 1 pass from C. Kaepernick (P. Dawson) (8–75, 3:49)
- SF** – P. Dawson, 36 FG (14–62, 3:36)

| TEAM STATISTICS | SF | MIA |
|------------------------|------------|------------|
| First Downs | 25 | 19 |
| Net Yards Gained | 475 | 358 |
| Rushes/Yards | 25/193 | 26/95 |
| Net Yards Passing | 282 | 263 |
| Att/Comp/INT | 46/29/1 | 30/20/0 |
| Sacked/Yards Lost | 2/14 | 2/22 |
| Punts/Average | 4/47.3 | 5/41.8 |
| Fumbles/Lost | 1/1 | 1/0 |
| Penalties/Yards | 7/65 | 4/42 |
| Time of Possession | 29:28 | 30:32 |
| 3rd Down Efficiency | 7/14 (50%) | 6/12 (50%) |

RUSHING: 49ERS – C. Kaepernick 10–113, C. Hyde 13–65, D. Harris 2–15 ... **DOLPHINS** – J. Ajayi 18–45–1 TD, R. Tannehill 6–34, K. Drake 1–9, D. Williams 1–7.

RECEIVING: 49ERS – S. Draughn 6–49, C. Hyde 5–30–1 TD, V. McDonald 4–60, R. Streater 4–46, T. Smith 3–24–1 TD, C. Harper 2–32, J. Kerley 2–24, G. Celek 2–19–1 TD, Q. Patton 1–12 ... **DOLPHINS** – D. Sims 4–53–1 TD, J. Landry 4–47, K. Stills 3–72–1 TD, D. Parker 3–64, M. Gray 2–12, D. Williams 2–11, L. Carroo 1–15–1 TD, J. Ajayi 1–11.

PASSING: 49ERS – C. Kaepernick 46–29–296–1–3 TDs ... **DOLPHINS** – R. Tannehill 30–20–285–0–3 TDs.

INTs: 49ERS – None ... **DOLPHINS** – K. Alonso 1–10.

SACKS: 49ERS – R. Blair 1–9, N. Bellore 0.5–6.5, A. Brooks 0.5–6.5 ... **DOLPHINS** – C. Wake 1–9, A Branch 1–5.

49ERS TURNOVER RATIO: –2 (SF: 1 fumble, 1 INT/MIA: 0 fumbles, 0 INTs).

Weather: Partly Cloudy
Temperature: 79 degrees
Wind: Northeast 13 mph
Playing Surface: Grass
Time: 3:19
Attendance: 65,856



SUNDAY, DECEMBER 4

SAN FRANCISCO 6, CHICAGO 26

SOLDIER FIELD



On a snowy day in the Windy City, the 49ers fell to the Chicago Bears, 26–6. After a scoreless first quarter, RB Shaun Draughn deflected a Bears punt which led to a 31–yd. FG by K Phil Dawson. On the ensuing kickoff return, DB Jimmie Ward knocked the ball loose from Chicago WR Deonte Thompson for his first career special teams forced fumble and fumble recovery. It marked the second consecutive year that Ward has registered a takeaway in Chicago [29–yd. INT return for TD at Chi. (12/6/15)]. The turnover led to a 28–yd. FG by Dawson to make the score 6–0 in favor of San Francisco. With the FG, Dawson moved into a tie with K Ryan Longwell for 15th on the NFL's all–time scoring list with 1,687 pts. Inside the final two minutes of the half, Bears RB Jordan Howard reached the end zone on a 1–yd. run to give Chicago the 7–6 halftime lead. In the third quarter, Howard found the end zone twice more to extend the home team's lead to 21–6. During the final frame, LB Ahmad Brooks took down Bears QB Matt Barkley for an 8–yd. loss, his 5th sack of the season, and has registered 50.5 sacks as a member of the 49ers, becoming the third player in franchise history to record 50–or–more career sacks [DT Bryant Young – 89.5; LB Charles Haley – 66.5]. The Bears added a 45–yd. FG from K Connor Barth and a safety by OLB Leonard Floyd to bring the final score to 26–6.

NOTES: In the 4th Qtr., LB **Ahmad Brooks** took down QB Matt Barkley for an 8–yd. loss, his 5th sack of the season ... With the sack, **Brooks** has now registered 50.5 sacks as a member of the 49ers and becomes the third player in franchise history to record 50–or–more career sacks [DT Bryant Young – 89.5; LB Charles Haley – 66.5] ... With 1.0 sack, **Brooks** has now recorded 5.0–or–more sacks in each of the past eight seasons (2009–16) and is one of four active players to accomplish the feat [DE Cliff Avril (Sea.); DE Cameron Wake (Mia.); LB Julius Peppers (GB)] ... **Brooks** has now registered at least a half sack in three consecutive games for the third time in his career and first since 2013 [2.0 sacks vs. Car. (11/10/13); 1.0 sack at NO (11/17/13); 2.0 sacks vs. Was. (11/25/13)] ... With 6 pts. [2 of 2 FGs] in the snow at Chicago, **K Phil Dawson** tied K Ryan Longwell (1,687 pts.) for 15th on the NFL's all–time scoring list ... DB **Jimmie Ward** registered his first career special teams forced fumble and fumble recovery, knocking the ball loose from WR Deonte Thompson on a kickoff return ... It marks the second consecutive year that **Ward** has registered a takeaway in Chicago [29–yd. INT return for TD at Chi. (12/6/15)].

| | 1st | 2nd | 3rd | 4th | Pts |
|----------------------|----------|----------|-----------|----------|-----------|
| San Francisco | 0 | 6 | 0 | 0 | 6 |
| Chicago | 0 | 7 | 14 | 5 | 26 |

- SF** – P. Dawson, 31 FG (4–6, 2:12)
- SF** – P. Dawson, 28 FG (9–27, 4:51)
- CHI** – J. Howard, 1 run (C. Barth) (8–81, 1:25)
- CHI** – J. Howard, 2 run (C. Barth) (10–75, 5:28)
- CHI** – J. Howard, 5 run (C. Barth) (4–59, 2:13)
- CHI** – C. Barth, 45 FG (7–37, 3:19)
- CHI** – B. Gabbert sacked in end zone by L. Floyd for a safety

| TEAM STATISTICS | SF | CHI |
|------------------------|------------|------------|
| First Downs | 10 | 19 |
| Net Yards Gained | 147 | 326 |
| Rushes/Yards | 34/141 | 40/142 |
| Net Yards Passing | 6 | 184 |
| Att/Comp/INT | 15/5/0 | 18/11/0 |
| Sacked/Yards Lost | 6/33 | 1/8 |
| Punts/Average | 8/38.5 | 6/38.8 |
| Fumbles/Lost | 1/0 | 2/1 |
| Penalties/Yards | 11/106 | 5/40 |
| Time of Possession | 28:42 | 31:18 |
| 3rd Down Efficiency | 4/14 (29%) | 6/14 (43%) |

RUSHING: 49ERS – C. Hyde 20–92, C. Kaepernick 6–20, S. Draughn 5–20, D. Harris 2–8, B. Gabbert 1–1 ... **BEARS** – J. Howard 32–117–3 TDs, J. Bellamy 1–12, K. Carey 2–8, M. Barkley 4–3, J. Langford 1–2.

RECEIVING: 49ERS – V. McDonald 2–9, J. Kerley 1–18, C. Hyde 1–6, C. Harper 1–6 ... **BEARS** – J. Bellamy 4–93, C. Meredith 3–67, D. Thompson 2–19, D. Brown 2–13.

PASSING: 49ERS – B. Gabbert 10–4–35–0–0 TDs, C. Kaepernick 5–1–4–0–0 TDs ... **BEARS** – M. Barkley 18–11–192–0–0 TDs.

INTs: 49ERS – None ... **BEARS** – None.

SACKS: 49ERS – A. Brooks 1–8 ... **BEARS** – L. Floyd 2–8, A. Hicks 2–7, W. Young 1–13, E. Goldman 1–5.

49ERS TURNOVER RATIO: +1 (SF: 0 fumbles, 0 INTs/CHI: 1 fumble, 0 INTs).

Weather: Snow Showers
Temperature: 33 degrees
Wind: Southeast 5 mph
Playing Surface: Grass
Time: 2:57
Attendance: 59,782

National Football League Game Summary

NFL Copyright © 2016 by The National Football League. All rights reserved. This summary and play-by-play is for the express purpose of assisting media in their coverage of the game; any other use of this material is prohibited without the written permission of the National Football League. Updated: 12/5/2016

Date: Sunday, 12/4/2016

San Francisco 49ers at Chicago Bears
at Soldier Field, Chicago, IL

Start Time: 12:00 PM CST

Game Day Weather

Game Weather: Snow Showers, 3 to 5 inches expected.
Played Outdoor on Turf: Natural Grass

Temp: 33° F (0.6° C) Humidity: 91%, Wind: SE 5 mph
Wind Chill: 28

Officials

| | | |
|---------------------------------|-----------------------------------|-------------------------------------|
| Referee: Morelli, Peter (135) | Umpire: Neale, Bryan (92) | Head Linesman: Stelljes, Steve (22) |
| Line Judge: Johnson, Carl (101) | Side Judge: Cheek, Boris (41) | Field Judge: Rosenbaum, Doug (67) |
| Back Judge: Steed, Gregory (12) | Replay Official: Moore, Tommy () | |

Lineups

| San Francisco 49ers | | | Chicago Bears | | | | |
|---------------------|--------------|---------|---------------|-------|-------------|--------|-----------------|
| Offense | | Defense | Offense | | Defense | | |
| WR 17 | J.Kerley | LDT 99 | D.Buckner | WR 14 | D.Thompson | DE 96 | A.Hicks |
| LT 74 | J.Staley | NT 90 | G.Dorsey | TE 82 | L.Paulsen | NT 91 | E.Goldman |
| LG 68 | Z.Beadles | RDT 93 | C.Jones | RT 70 | B.Massie | OLB 94 | L.Floyd |
| C 67 | D.Kilgore | OLB 55 | A.Brooks | RG 62 | T.Larsen | ILB 44 | N.Kwiatkoski |
| RG 65 | J.Garnett | ILB 50 | N.Bellore | C 65 | C.Whitehair | ILB 53 | J.Timu |
| RT 77 | T.Brown | ILB 51 | G.Hodges | LG 64 | E.Kush | OLB 97 | W.Young |
| TE 89 | V.McDonald | OLB 58 | E.Harold | LT 72 | C.Leno | CB 22 | C.LeBlanc |
| WR 82 | T.Smith | LCB 26 | T.Brock | QB 12 | M.Barkley | CB 21 | T.Porter |
| WR 11 | Q.Patton | RCB 25 | J.Ward | RB 24 | J.Howard | CB 37 | B.Callahan |
| RB 28 | C.Hyde | FS 29 | J.Tartt | WR 11 | J.Bellamy | S 26 | D.Bush |
| QB 7 | C.Kaepernick | SS 41 | A.Bethea | FB 47 | P.Lasike | S 29 | H.Jones-Quartey |

Substitutions

QB 2 B.Gabbert, K 4 P.Dawson, P 5 B.Pinion, WR 13 A.Burbridge, WR 14 C.Harper, RB 24 S.Draughn, CB 27 K.Reaser, RB 32 D.Harris, CB 33 R.Robinson, CB 36 D.Johnson, CB 38 J.Shepherd, DB 40 V.Sunseri, DB 46 M.Ball, LB 57 M.Wilhoite, G 61 A.Tiller, NT 64 M.Purcell, WR 81 R.Streater, TE 84 B.Bell, TE/LS 86 K.Nelson, TE 88 G.Celek, DT 92 Q.Dial, LB 95 T.Carradine, DL 98 R.Blair

Did Not Play

C 66 M.Martin

Not Active

QB 15 C.Ponder, CB 20 M.Cromartie, RB 22 M.Davis, LB 59 A.Lynch, DT 63 T.Jerod-Eddie, OL 71 J.Theus, TE 85 J.Hamm

Substitutions

K 4 C.Barth, WR 10 M.Wilson, P 16 P.O'Donnell, RB 25 K.Carey, DB 27 S.McManis, DB 30 D.Hurst, DB 31 C.Probinski, RB 33 J.Langford, DB 36 D.Houston-Carson, LS 48 P.Scales, LB 49 S.Acho, LB 52 C.Jones, LB 58 J.Anderson, DE 69 C.Wilson, OL 71 J.Sitton, OL 76 M.Adams, WR 81 C.Meredith, WR 83 D.Braverman, TE 84 B.Braunacker, WR 85 D.Brown, DL 90 C.Washington, LB 92 P.McPhee, DL 98 M.Unrein

Did Not Play

QB 9 D.Fales

Not Active

QB 6 J.Cutler, WR 19 E.Royal, CB 20 D.Bausby, DB 32 D.Hall, DB 38 A.Amos, C 60 C.Edison, DL 74 J.Bullard

Field Goals (made () & missed)

| | | | | | | | |
|----------|---------------------|----------|----------|----------|----------|-----------|--------------|
| P.Dawson | (31) (28) | C.Barth | (45) | | | | |
| | | 1 | 2 | 3 | 4 | OT | Total |
| VISITOR: | San Francisco 49ers | 0 | 6 | 0 | 0 | 0 | 6 |
| HOME: | Chicago Bears | 0 | 7 | 14 | 5 | 0 | 26 |

Scoring Plays

| Team | Qtr | Time | Play Description (Extra Point) (Drive Info) | Visitor | Home |
|-------|-----|-------|--|---------|------|
| 49ers | 2 | 6:55 | P.Dawson 31 yd. Field Goal (4-6, 2:12) | 3 | 0 |
| 49ers | 2 | 1:56 | P.Dawson 28 yd. Field Goal (9-27, 4:51) | 6 | 0 |
| Bears | 2 | 0:31 | J.Howard 1 yd. run (C.Barth kick) (8-81, 1:25) | 6 | 7 |
| Bears | 3 | 9:32 | J.Howard 2 yd. run (C.Barth kick) (10-75, 5:28) | 6 | 14 |
| Bears | 3 | 6:19 | J.Howard 5 yd. run (C.Barth kick) (4-59, 2:13) | 6 | 21 |
| Bears | 4 | 12:55 | C.Barth 45 yd. Field Goal (7-37, 3:19) | 6 | 24 |
| Bears | 4 | 1:55 | B.Gabbert sacked in end zone by L.Floyd for a Safety | 6 | 26 |

Paid Attendance: 59,782

Time: 2:57

San Francisco 49ers vs Chicago Bears
12/4/2016 at Soldier Field

Final Individual Statistics

San Francisco 49ers

Chicago Bears

| RUSHING | | | | | | RUSHING | | | | | |
|--------------|-----|-----|-----|----|----|------------|-----|-----|------|----|----|
| | ATT | YDS | AVG | LG | TD | | ATT | YDS | AVG | LG | TD |
| C.Hyde | 20 | 92 | 4.6 | 12 | 0 | J.Howard | 32 | 117 | 3.7 | 25 | 3 |
| C.Kaepernick | 6 | 20 | 3.3 | 14 | 0 | J.Bellamy | 1 | 12 | 12.0 | 12 | 0 |
| S.Draughn | 5 | 20 | 4.0 | 9 | 0 | K.Carey | 2 | 8 | 4.0 | 4 | 0 |
| D.Harris | 2 | 8 | 4.0 | 9 | 0 | M.Barkley | 4 | 3 | 0.8 | 5 | 0 |
| B.Gabbert | 1 | 1 | 1.0 | 1 | 0 | J.Langford | 1 | 2 | 2.0 | 2 | 0 |
| Total | 34 | 141 | 4.1 | 14 | 0 | Total | 40 | 142 | 3.6 | 25 | 3 |

| PASSING | | | | | | | | | PASSING | | | | | | | | |
|--------------|-----|-----|-----|-------|----|----|----|------|-----------|-----|-----|-----|-------|----|----|----|------|
| | ATT | CMP | YDS | SK/YD | TD | LG | IN | RT | | ATT | CMP | YDS | SK/YD | TD | LG | IN | RT |
| B.Gabbert | 10 | 4 | 35 | 1/8 | 0 | 18 | 0 | 50.0 | M.Barkley | 18 | 11 | 192 | 1/8 | 0 | 31 | 0 | 97.5 |
| C.Kaepernick | 5 | 1 | 4 | 5/25 | 0 | 4 | 0 | 39.6 | Total | 18 | 11 | 192 | 1/8 | 0 | 31 | 0 | 97.5 |
| Total | 15 | 5 | 39 | 6/33 | 0 | 18 | 0 | 42.4 | Total | 18 | 11 | 192 | 1/8 | 0 | 31 | 0 | 97.5 |

| PASS RECEIVING | | | | | | | | PASS RECEIVING | | | | | | | |
|----------------|-----|-----|-----|------|----|----|------------|----------------|-----|-----|------|----|----|--|--|
| | TAR | REC | YDS | AVG | LG | TD | | TAR | REC | YDS | AVG | LG | TD | | |
| V.McDonald | 4 | 2 | 9 | 4.5 | 5 | 0 | J.Bellamy | 6 | 4 | 93 | 23.3 | 31 | 0 | | |
| J.Kerley | 2 | 1 | 18 | 18.0 | 18 | 0 | C.Meredith | 4 | 3 | 67 | 22.3 | 28 | 0 | | |
| C.Hyde | 2 | 1 | 6 | 6.0 | 6 | 0 | D.Thompson | 3 | 2 | 19 | 9.5 | 11 | 0 | | |
| C.Harper | 2 | 1 | 6 | 6.0 | 6 | 0 | D.Brown | 2 | 2 | 13 | 6.5 | 7 | 0 | | |
| S.Draughn | 2 | 0 | 0 | 0.0 | 0 | 0 | K.Carey | 1 | 0 | 0 | 0.0 | 0 | 0 | | |
| T.Smith | 2 | 0 | 0 | 0.0 | 0 | 0 | M.Wilson | 1 | 0 | 0 | 0.0 | 0 | 0 | | |
| R.Streater | 1 | 0 | 0 | 0.0 | 0 | 0 | J.Howard | 1 | 0 | 0 | 0.0 | 0 | 0 | | |
| Total | 15 | 5 | 39 | 7.8 | 18 | 0 | Total | 18 | 11 | 192 | 17.5 | 31 | 0 | | |

| INTERCEPTIONS | | | | | | INTERCEPTIONS | | | | | |
|---------------|----|-----|-----|----|----|---------------|----|-----|-----|----|----|
| | NO | YDS | AVG | LG | TD | | NO | YDS | AVG | LG | TD |
| Total | 0 | 0 | 0 | 0 | 0 | Total | 0 | 0 | 0 | 0 | 0 |

| PUNTING | | | | | | | | PUNTING | | | | | | | |
|----------|----|-----|------|------|----|------|----|-------------|----|-----|------|------|----|------|----|
| | NO | YDS | AVG | NET | TB | IN20 | LG | | NO | YDS | AVG | NET | TB | IN20 | LG |
| B.Pinion | 8 | 308 | 38.5 | 38.1 | 0 | 2 | 44 | P.O'Donnell | 6 | 233 | 38.8 | 28.0 | 2 | 2 | 52 |
| Total | 8 | 308 | 38.5 | 38.1 | 0 | 2 | 44 | Total | 6 | 233 | 38.8 | 28.0 | 2 | 2 | 52 |

| PUNT RETURNS | | | | | | | | PUNT RETURNS | | | | | | | |
|--------------|----|-----|------|----|----|----|------------|--------------|-----|-----|----|----|----|--|--|
| | NO | YDS | AVG | FC | LG | TD | | NO | YDS | AVG | FC | LG | TD | | |
| D.Johnson | 1 | 25 | 25.0 | 0 | 25 | 0 | B.Callahan | 1 | 3 | 3.0 | 6 | 3 | 0 | | |
| J.Kerley | 0 | 0 | 0.0 | 2 | 0 | 0 | [DOWNED] | 1 | 0 | 0.0 | 0 | 0 | 0 | | |
| [DOWNED] | 1 | 0 | 0.0 | 0 | 0 | 0 | Total | 1 | 3 | 3.0 | 6 | 3 | 0 | | |
| [TOUCHBACK] | 2 | 0 | 0.0 | 0 | 0 | 0 | Total | 1 | 3 | 3.0 | 6 | 3 | 0 | | |
| Total | 1 | 25 | 25.0 | 2 | 25 | 0 | Total | 1 | 3 | 3.0 | 6 | 3 | 0 | | |

| KICKOFF RETURNS | | | | | | | | KICKOFF RETURNS | | | | | | | |
|-----------------|----|-----|------|----|----|----|-------------|-----------------|-----|------|----|----|----|--|--|
| | NO | YDS | AVG | FC | LG | TD | | NO | YDS | AVG | FC | LG | TD | | |
| J.Shepherd | 3 | 57 | 19.0 | 0 | 24 | 0 | D.Thompson | 1 | 28 | 28.0 | 0 | 28 | 0 | | |
| [TOUCHBACK] | 2 | 0 | 0.0 | 0 | 0 | 0 | P.Lasike | 1 | 5 | 5.0 | 0 | 5 | 0 | | |
| Total | 3 | 57 | 19.0 | 0 | 24 | 0 | B.Callahan | 1 | 0 | 0.0 | 0 | 0 | 0 | | |
| Total | 3 | 57 | 19.0 | 0 | 24 | 0 | [TOUCHBACK] | 1 | 0 | 0.0 | 0 | 0 | 0 | | |
| Total | 3 | 57 | 19.0 | 0 | 24 | 0 | Total | 3 | 33 | 11.0 | 0 | 28 | 0 | | |

San Francisco 49ers

| FUMBLES | FUM | LOST | OWN-REC | YDS | TD | FORCED | OPP-REC | YDS | TD | OUT-BDS |
|--------------|-----|------|---------|-----|----|--------|---------|-----|----|---------|
| C.Kaepernick | 1 | 0 | 0 | 0 | 0 | 0 | 0 | 0 | 0 | 0 |
| J.Garnett | 0 | 0 | 1 | 0 | 0 | 0 | 0 | 0 | 0 | 0 |
| J.Ward | 0 | 0 | 0 | 0 | 0 | 1 | 1 | 0 | 0 | 0 |
| Total | 1 | 0 | 1 | 0 | 0 | 1 | 1 | 0 | 0 | 0 |

Chicago Bears

| FUMBLES | FUM | LOST | OWN-REC | YDS | TD | FORCED | OPP-REC | YDS | TD | OUT-BDS |
|------------|-----|------|---------|-----|----|--------|---------|-----|----|---------|
| D.Thompson | 1 | 1 | 0 | 0 | 0 | 0 | 0 | 0 | 0 | 0 |
| M.Barkley | 1 | 0 | 0 | -3 | 0 | 0 | 0 | 0 | 0 | 0 |
| J.Howard | 0 | 0 | 1 | 0 | 0 | 0 | 0 | 0 | 0 | 0 |
| A.Hicks | 0 | 0 | 0 | 0 | 0 | 1 | 0 | 0 | 0 | 0 |
| Total | 2 | 1 | 1 | -3 | 0 | 1 | 0 | 0 | 0 | 0 |

San Francisco 49ers vs Chicago Bears
12/4/2016 at Soldier Field

Final Team Statistics

| | Visitor 49ers | Home Bears |
|--|------------------|---------------|
| TOTAL FIRST DOWNS | 10 | 19 |
| By Rushing | 7 | 8 |
| By Passing | 2 | 9 |
| By Penalty | 1 | 2 |
| THIRD DOWN EFFICIENCY | 4-14-29% | 6-14-43% |
| FOURTH DOWN EFFICIENCY | 0-0-0% | 0-0-0% |
| TOTAL NET YARDS | 147 | 326 |
| Total Offensive Plays (inc. times thrown passing) | 55 | 59 |
| Average gain per offensive play | 2.7 | 5.5 |
| NET YARDS RUSHING | 141 | 142 |
| Total Rushing Plays | 34 | 40 |
| Average gain per rushing play | 4.1 | 3.6 |
| Tackles for a loss-number and yards | 4-6 | 3-5 |
| NET YARDS PASSING | 6 | 184 |
| Times thrown - yards lost attempting to pass | 6-33 | 1-8 |
| Gross yards passing | 39 | 192 |
| PASS ATTEMPTS-COMPLETIONS-HAD INTERCEPTED | 15-5-0 | 18-11-0 |
| Avg gain per pass play (inc.# thrown passing) | 0.3 | 9.7 |
| KICKOFFS Number-In End Zone-Touchbacks | 4-1-1 | 5-3-2 |
| PUNTS Number and Average | 8-38.5 | 6-38.8 |
| Had Blocked | 0 | 0 |
| FGs - PATs Had Blocked | 0-0 | 0-0 |
| Net Punting Average | 38.1 | 28.0 |
| TOTAL RETURN YARDAGE (Not Including Kickoffs) | 25 | 3 |
| No. and Yards Punt Returns | 1-25 | 1-3 |
| No. and Yards Kickoff Returns | 3-57 | 3-33 |
| No. and Yards Interception Returns | 0-0 | 0-0 |
| PENALTIES Number and Yards | 11-106 | 5-40 |
| FUMBLES Number and Lost | 1-0 | 2-1 |
| TOUCHDOWNS | 0 | 3 |
| Rushing | 0 | 3 |
| Passing | 0 | 0 |
| EXTRA POINTS Made-Attempts | 0-0 | 3-3 |
| Kicking Made-Attempts | 0-0 | 3-3 |
| FIELD GOALS Made-Attempts | 2-2 | 1-1 |
| RED ZONE EFFICIENCY | 0-2-0% | 3-4-75% |
| GOAL TO GO EFFICIENCY | 0-0-0% | 2-2-100% |
| SAFETIES | 0 | 1 |
| FINAL SCORE | 6 | 26 |
| TIME OF POSSESSION | 28:42 | 31:18 |

San Francisco 49ers vs Chicago Bears
12/4/2016 at Soldier Field

Ball Possession And Drive Chart

San Francisco 49ers

| # | Time Recd | Time Lost | Time Poss | How Ball Obtained | Drive Began | # Play | Yds Gain | Yds Pen | Net Yds | 1st Down | Last Scrm | How Given Up |
|----|-----------|-----------|-----------|-------------------|-------------|--------|----------|---------|---------|----------|-----------|--------------|
| 1 | 15:00 | 11:51 | 3:09 | Kickoff | SF 29 | 6 | 8 | 5 | 13 | 2 | SF 42 | Punt |
| 2 | 9:10 | 7:22 | 1:48 | Punt | SF 20 | 3 | 1 | 0 | 1 | 0 | SF 21 | Punt |
| 3 | 5:52 | 13:11 | 7:41 | Punt | SF 12 | 13 | 67 | -10 | 57 | 4 | CHI 31 | Punt |
| 4 | 9:07 | 6:55 | 2:12 | Punt | CHI 19 | 4 | 6 | 0 | 6 | 0 | * CHI 13 | Field Goal |
| 5 | 6:47 | 1:56 | 4:51 | Fumble | CHI 37 | 9 | 27 | 0 | 27 | 2 | * CHI 10 | Field Goal |
| 6 | 0:31 | 0:00 | 0:31 | Kickoff | SF 25 | 1 | -1 | 0 | -1 | 0 | SF 25 | End of Half |
| 7 | 9:32 | 8:32 | 1:00 | Kickoff | SF 20 | 3 | 4 | 0 | 4 | 0 | SF 24 | Punt |
| 8 | 6:19 | 4:22 | 1:57 | Kickoff | SF 25 | 3 | 1 | -5 | -4 | 0 | SF 21 | Punt |
| 9 | 2:55 | 1:14 | 1:41 | Punt | SF 15 | 3 | 6 | 0 | 6 | 0 | SF 21 | Punt |
| 10 | 12:55 | 11:54 | 1:01 | Kickoff | SF 16 | 4 | 18 | 0 | 18 | 1 | SF 34 | Punt |
| 11 | 8:05 | 5:31 | 2:34 | Punt | SF 10 | 6 | 13 | -10 | 3 | 1 | SF 13 | Punt |
| 12 | 2:12 | 1:55 | 0:17 | Punt | SF 3 | 2 | -3 | 0 | -3 | 0 | SF 8 | Safety |

(319) Average SF 27

Chicago Bears

| # | Time Recd | Time Lost | Time Poss | How Ball Obtained | Drive Began | # Play | Yds Gain | Yds Pen | Net Yds | 1st Down | Last Scrm | How Given Up |
|----|-----------|-----------|-----------|-------------------|-------------|--------|----------|---------|---------|----------|-----------|--------------|
| 1 | 11:51 | 9:10 | 2:41 | Punt | CHI 34 | 5 | 22 | 0 | 22 | 1 | SF 44 | Punt |
| 2 | 7:22 | 5:52 | 1:30 | Punt | CHI 42 | 3 | 1 | -5 | -4 | 0 | CHI 38 | Punt |
| 3 | 13:11 | 9:07 | 4:04 | Punt | CHI 5 | 6 | 19 | -10 | 9 | 1 | CHI 14 | Punt |
| 4 | 6:55 | 6:47 | 0:08 | Kickoff | | 0 | 0 | 0 | 0 | 0 | | Fumble |
| 5 | 1:56 | 0:31 | 1:25 | Kickoff | CHI 19 | 8 | 70 | 11 | 81 | 6 | * SF 1 | Touchdown |
| 6 | 15:00 | 9:32 | 5:28 | Kickoff | CHI 25 | 10 | 70 | 5 | 75 | 4 | * SF 2 | Touchdown |
| 7 | 8:32 | 6:19 | 2:13 | Punt | CHI 41 | 4 | 59 | 0 | 59 | 3 | * SF 5 | Touchdown |
| 8 | 4:22 | 2:55 | 1:27 | Punt | CHI 35 | 3 | 4 | 0 | 4 | 0 | CHI 39 | Punt |
| 9 | 1:14 | 12:55 | 3:19 | Punt | CHI 36 | 7 | 47 | -10 | 37 | 2 | * SF 27 | Field Goal |
| 10 | 11:54 | 8:05 | 3:49 | Punt | CHI 31 | 5 | 17 | 0 | 17 | 1 | CHI 48 | Punt |
| 11 | 5:31 | 2:12 | 3:19 | Punt | CHI 46 | 6 | 15 | 0 | 15 | 1 | SF 39 | Punt |
| 12 | 1:55 | 0:00 | 1:55 | Kickoff | CHI 33 | 3 | -1 | 0 | -1 | 0 | CHI 33 | End of Game |

(347) Average CHI 32

*** inside opponent's 20**

Time of Possession by Quarter

| | 1st | 2nd | 3rd | 4th | OT | Total |
|------------------------------------|-------|------|-------|-------|----|-------|
| Visitor San Francisco 49ers | 10:49 | 9:23 | 4:38 | 3:52 | | 28:42 |
| Home Chicago Bears | 4:11 | 5:37 | 10:22 | 11:08 | | 31:18 |

Kickoff Drive No.-Start Average

49ers: 5 - SF 23 Bears: 3 - CHI 26

First Quarter

12/4/2016

Play By Play

CHI wins the coin toss and elects to defer. SF elects to Receive, and CHI elects to defend the south goal.

C.Barth kicks 60 yards from CHI 35 to SF 5. J.Shepherd pushed ob at SF 29 for 24 yards (C.Prosinski).

San Francisco 49ers at 15:00, (1st play from scrimmage 14:50)

- 1-10-SF 29 (14:50) (Shotgun) C.Kaepernick pass incomplete short right to T.Smith (T.Porter).
PENALTY on CHI-A.Hicks, Roughing the Passer, 15 yards, enforced at SF 29 - No Play. X1
- 1-10-SF 44 (14:46) (Shotgun) C.Hyde left guard to CHI 49 for 7 yards (C.LeBlanc).
- 2-3-CHI 49 (14:12) (Shotgun) C.Hyde right tackle to CHI 44 for 5 yards (E.Goldman). R2
- 1-10-CHI 44 (13:39) (No Huddle, Shotgun) C.Kaepernick pass incomplete short middle to R.Streater.
- 2-10-CHI 44 (13:36) (Shotgun) S.Draughn right guard to CHI 15 for 29 yards (D.Bush).
PENALTY on SF-V.McDonald, Offensive Holding, 10 yards, enforced at CHI 35.
- 2-11-CHI 45 (13:00) (Shotgun) C.Kaepernick sacked at SF 42 for -13 yards (W.Young).
- 3-24-SF 42 (12:28) (Shotgun) C.Hyde right guard to SF 42 for no gain (A.Hicks).
- 4-24-SF 42 (11:58) (Punt formation) B.Pinion punts 39 yards to CHI 19, Center-K.Nelson, fair catch by B.Callahan.
PENALTY on SF, Fair Catch Interference, 15 yards, enforced at CHI 19.

Timeout at 11:51.

Chicago Bears at 11:51

- 1-10-CHI 34 (11:51) J.Howard left end to CHI 37 for 3 yards (N.Bellore).
- 2-7-CHI 37 (11:15) J.Howard right tackle to SF 46 for 17 yards (A.Bethea; J.Tartt). R1
- 1-10-SF 46 (10:37) M.Barkley FUMBLES (Aborted) at SF 46, recovered by CHI-J.Howard at SF 49. J.Howard to SF 49 for no gain (G.Hodges).
- 2-13-SF 49 (9:59) (Shotgun) M.Barkley pass incomplete short left to K.Carey (R.Robinson).
- 3-13-SF 49 (9:53) (Shotgun) M.Barkley scrambles left end pushed ob at SF 44 for 5 yards (M.Wilhoite).
- 4-8-SF 44 (9:19) (Punt formation) P.O'Donnell punts 44 yards to end zone, Center-P.Scales, Touchback.

Timeout at 09:10.

San Francisco 49ers at 9:10

- 1-10-SF 20 (9:10) (Shotgun) C.Hyde left tackle to SF 24 for 4 yards (N.Kwiatkoski).
- 2-6-SF 24 (8:39) (No Huddle, Shotgun) C.Kaepernick scrambles left end pushed ob at SF 26 for 2 yards (D.Bush).
- 3-4-SF 26 (8:00) (No Huddle, Shotgun) C.Kaepernick sacked at SF 21 for -5 yards (E.Goldman).
- 4-9-SF 21 (7:32) (Punt formation) B.Pinion punts 37 yards to CHI 42, Center-K.Nelson, downed by SF.

Timeout at 07:22.

Chicago Bears at 7:22

- 1-10-CHI 42 (7:22) *PENALTY on CHI-E.Kush, False Start, 5 yards, enforced at CHI 42 - No Play.*
- 1-15-CHI 37 (7:22) J.Howard left end to CHI 35 for -2 yards (E.Harold).
- 2-17-CHI 35 (6:42) (Shotgun) J.Howard left guard to CHI 38 for 3 yards (G.Dorsey; D.Buckner).
- 3-14-CHI 38 (6:05) (Shotgun) M.Barkley pass incomplete deep left to M.Wilson.
- 4-14-CHI 38 (6:00) (Punt formation) P.O'Donnell punts 40 yards to SF 22, Center-P.Scales, fair catch by J.Kerley.
PENALTY on SF-S.Draughn, Offensive Holding, 10 yards, enforced at SF 22.

Timeout at 05:52.

San Francisco 49ers at 5:52

- 1-10-SF 12 (5:52) (Shotgun) C.Hyde left guard to SF 15 for 3 yards (J.Timu).
- 2-7-SF 15 (5:22) (No Huddle, Shotgun) C.Hyde left tackle to SF 27 for 12 yards (L.Floyd). R3
- 1-10-SF 27 (4:51) (Shotgun) C.Hyde right guard to SF 31 for 4 yards (N.Kwiatkoski).
- 2-6-SF 31 (4:24) (No Huddle, Shotgun) S.Draughn right guard to SF 32 for 1 yard (L.Floyd).
- 3-5-SF 32 (3:41) (No Huddle, Shotgun) C.Kaepernick scrambles right tackle pushed ob at SF 46 for 14 yards (T.Porter). CHI-T.Porter was injured during the play. R4

Timeout at 03:33.

- 1-10-SF 46 (3:21) (Shotgun) C.Hyde left guard to CHI 46 for 8 yards (A.Hicks).
- 2-2-CHI 46 (2:54) (No Huddle, Shotgun) C.Hyde left end to CHI 45 for 1 yard (J.Timu).
- 3-1-CHI 45 (2:15) (No Huddle, Shotgun) S.Draughn right guard to CHI 43 for 2 yards (A.Hicks). R5
- 1-10-CHI 43 (1:40) (No Huddle, Shotgun) C.Kaepernick left end pushed ob at CHI 37 for 6 yards (H.Jones-Quartey).
- 2-4-CHI 37 (1:08) (No Huddle, Shotgun) S.Draughn right guard to CHI 32 for 5 yards (A.Hicks; H.Jones-Quartey). R6
- 1-10-CHI 32 (:30) (No Huddle, Shotgun) C.Hyde right tackle to CHI 33 for -1 yards (A.Hicks).

San Francisco 49ers vs Chicago Bears at Soldier Field

END OF QUARTER

| | Score | Time Poss | First Downs | | | | Efficiencies | |
|---------------------|-------|-----------|-------------|---|---|---|--------------|--------|
| | | | R | P | X | T | 3 Down | 4 Down |
| San Francisco 49ers | 0 | 10:49 | 5 | 0 | 1 | 6 | 2/4 | 0/0 |
| Chicago Bears | 0 | 4:11 | 1 | 0 | 0 | 1 | 0/2 | 0/0 |

Second Quarter

12/4/2016

Play By Play

San Francisco 49ers continued.

- 2-11-CHI 33 (15:00) (Shotgun) C.Kaepernick pass short middle to S.Draughn to CHI 18 for 15 yards (B.Callahan).
PENALTY on SF-J.Garnett, Offensive Holding, 10 yards, enforced at CHI 33 - No Play.
- 2-21-CHI 43 (14:30) (No Huddle, Shotgun) C.Hyde left guard to CHI 38 for 5 yards (N.Kwiatkoski).
 Timeout #1 by CHI at 13:53.
- 3-16-CHI 38 (13:53) (Shotgun) C.Hyde right guard to CHI 31 for 7 yards (C.Washington).
- 4-9-CHI 31 (13:18) (Punt formation) B.Pinion punts 26 yards to CHI 5, Center-K.Nelson, fair catch by B.Callahan.

Timeout at 13:11.

Chicago Bears at 13:11

- 1-10-CHI 5 (13:11) J.Howard right end to CHI 9 for 4 yards (G.Hodges).
- 2-6-CHI 9 (12:32) J.Howard right guard to CHI 13 for 4 yards (G.Dorsey).
- 3-2-CHI 13 (11:47) J.Howard left tackle to CHI 16 for 3 yards (C.Jones). R2
- 1-10-CHI 16 (11:11) M.Barkley pass short right to C.Meredith to CHI 31 for 15 yards (A.Bethea).
PENALTY on CHI-C.Leno, Ineligible Downfield Pass, 5 yards, enforced at CHI 16 - No Play.
- 1-15-CHI 11 (10:42) K.Carey left end pushed ob at CHI 15 for 4 yards (D.Buckner).
- 2-11-CHI 15 (10:07) K.Carey left guard to CHI 19 for 4 yards (N.Bellore; G.Dorsey).
- 3-7-CHI 19 (9:23) (Shotgun) M.Barkley pass incomplete short right to J.Bellamy.
- 4-7-CHI 19 (9:18) (Punt formation) *PENALTY on CHI-P.O'Donnell, Delay of Game, 5 yards, enforced at CHI 19 - No Play.*
- 4-12-CHI 14 (9:18) (Punt formation) P.O'Donnell punts 15 yards to CHI 29, Center-P.Scales. D.Johnson pushed ob at CHI 4 for 25 yards (B.Braunecker).
PENALTY on SF-R.Robinson, Unsportsmanlike Conduct, 15 yards, enforced at CHI 4.

San Francisco 49ers at 9:07

- 1-10-CHI 19 (9:07) (Shotgun) C.Hyde left tackle to CHI 20 for -1 yards (N.Kwiatkoski).
- 2-11-CHI 20 (8:23) (No Huddle, Shotgun) C.Hyde left guard to CHI 17 for 3 yards (A.Hicks).
- 3-8-CHI 17 (7:41) (No Huddle, Shotgun) C.Kaepernick pass short right to V.McDonald to CHI 13 for 4 yards (H.Jones-Quartey).
- 4-4-CHI 13 (6:59) (Field Goal formation) **P.Dawson 31 yard field goal is GOOD, Center-K.Nelson, Holder-B.Pinion.**

Timeout at 06:55.

SF 3 CHI 0, 4 plays, 6 yards, 2:12 drive, 8:05 elapsed

P.Dawson kicks 56 yards from SF 35 to CHI 9. D.Thompson to CHI 37 for 28 yards (J.Ward). FUMBLES (J.Ward), RECOVERED by SF-J.Ward at CHI 37. J.Ward to CHI 37 for no gain (D.Thompson).

The Replay Official reviewed the fumble ruling, and the play was Upheld. The ruling on the field stands.

Timeout at 06:47.

San Francisco 49ers at 6:47

- 1-10-CHI 37 (6:47) (Shotgun) C.Hyde left guard to CHI 31 for 6 yards (N.Kwiatkoski).
- 2-4-CHI 31 (6:11) (No Huddle, Shotgun) C.Kaepernick left end pushed ob at CHI 29 for 2 yards (H.Jones-Quartey).
- 3-2-CHI 29 (6:01) (No Huddle, Shotgun) C.Hyde left tackle to CHI 23 for 6 yards (C.LeBlanc). R7
- 1-10-CHI 23 (5:25) (No Huddle, Shotgun) S.Draughn right tackle to CHI 20 for 3 yards (N.Kwiatkoski).
- 2-7-CHI 20 (4:52) (No Huddle, Shotgun) D.Harris left end to CHI 11 for 9 yards (H.Jones-Quartey). R8
- 1-10-CHI 11 (4:11) (No Huddle, Shotgun) D.Harris left guard to CHI 12 for -1 yards (N.Kwiatkoski).
- 2-11-CHI 12 (3:26) (No Huddle, Shotgun) C.Kaepernick right end to CHI 15 for -3 yards (H.Jones-Quartey).
- 3-14-CHI 15 (2:45) (No Huddle, Shotgun) C.Hyde left guard to CHI 10 for 5 yards (H.Jones-Quartey; J.Timu).

Two-Minute Warning

- 4-9-CHI 10 (2:00) (Field Goal formation) **P.Dawson 28 yard field goal is GOOD, Center-K.Nelson, Holder-B.Pinion.**

Timeout at 01:56.

SF 6 CHI 0, 9 plays, 27 yards, 4:51 drive, 13:04 elapsed

P.Dawson kicks 51 yards from SF 35 to CHI 14. P.Lasike to CHI 19 for 5 yards (A.Burbridge).

Chicago Bears at 1:56, (1st play from scrimmage 1:52)

- 1-10-CHI 19 (1:52) (Shotgun) J.Howard right tackle to CHI 20 for 1 yard (N.Bellore).
 Timeout #1 by SF at 01:48.
- 2-9-CHI 20 (1:48) (Shotgun) J.Howard right guard to CHI 24 for 4 yards (M.Wilhoite).
 Timeout #2 by SF at 01:43.
- 3-5-CHI 24 (1:43) (Shotgun) M.Barkley pass short left to D.Thompson to CHI 32 for 8 yards (T.Brock). P3

San Francisco 49ers vs Chicago Bears at Soldier Field

| | | |
|--------------------|---|----|
| <u>1-10-CHI 32</u> | (1:21) (No Huddle, Shotgun) M.Barkley pass short left to D.Thompson pushed ob at CHI 43 for 11 yards (T.Brock). | P4 |
| <u>1-10-CHI 43</u> | (1:16) (Shotgun) M.Barkley pass deep middle to C.Meredith to SF 29 for 28 yards (A.Bethea). | P5 |
| <u>1-10-SF 29</u> | (:51) (No Huddle, Shotgun) M.Barkley pass incomplete short right to D.Thompson. | |
| 2-10-SF 29 | (:47) (Shotgun) M.Barkley pass short right to C.Meredith to SF 12 for 17 yards (J.Ward). | P6 |
| | Timeout #2 by CHI at 00:47. | |
| <u>1-10-SF 12</u> | (:39) (Shotgun) M.Barkley pass incomplete short middle to D.Brown [J.Ward]. | |
| | <i>PENALTY on SF-T.Brock, Defensive Pass Interference, 11 yards, enforced at SF 12 - No Play.</i> | X7 |
| <u>1-1-SF 1</u> | (:35) J.Howard left tackle for 1 yard, TOUCHDOWN. | R8 |
| | C.Barth extra point is GOOD, Center-P.Scales, Holder-P.O'Donnell. | |

| |
|--|
| SF 6 CHI 7, 8 plays, 81 yards, 1 penalty, 1:25 drive, 14:29 elapsed |
|--|

C.Barth kicks 65 yards from CHI 35 to end zone, Touchback.

San Francisco 49ers at 0:31

1-10-SF 25 (:31) C.Kaepernick kneels to SF 24 for -1 yards.

END OF QUARTER

| | Score | Time Poss | First Downs | | | | Efficiencies | |
|----------------------------|----------|-------------|-------------|----------|----------|----------|--------------|------------|
| | | | R | P | X | T | 3 Down | 4 Down |
| San Francisco 49ers | 6 | 9:23 | 2 | 0 | 0 | 2 | 1/4 | 0/0 |
| Chicago Bears | 7 | 5:37 | 2 | 4 | 1 | 7 | 2/3 | 0/0 |

Third Quarter

12/4/2016

Play By Play

CHI elects to Receive, and SF elects to defend the North goal.

P.Dawson kicks 65 yards from SF 35 to end zone, Touchback.

Chicago Bears at 15:00

1-10-CHI 25 (15:00) J.Howard left tackle to CHI 31 for 6 yards (N.Bellore).

2-4-CHI 31 (14:24) M.Barkley pass incomplete deep left to J.Bellamy.

PENALTY on SF-T.Brock, Defensive Holding, 5 yards, enforced at CHI 31 - No Play.

X9

1-10-CHI 36 (14:16) J.Howard left guard to CHI 40 for 4 yards (D.Buckner).

2-6-CHI 40 (13:39) J.Howard right tackle to CHI 40 for no gain (D.Buckner).

3-6-CHI 40 (13:00) (Shotgun) M.Barkley pass deep left to C.Meredith pushed ob at SF 38 for 22 yards (J.Tartt).

P10

1-10-SF 38 (12:20) (Shotgun) M.Barkley pass incomplete short left to J.Howard [D.Buckner].

2-10-SF 38 (12:15) J.Howard left guard to SF 35 for 3 yards (N.Bellore).

3-7-SF 35 (11:32) (Shotgun) M.Barkley pass deep left to J.Bellamy to SF 11 for 24 yards (R.Robinson).

P11

1-10-SF 11 (10:50) J.Langford left tackle to SF 9 for 2 yards (G.Hodges).

2-8-SF 9 (10:14) (Shotgun) M.Barkley pass short middle to D.Brown to SF 2 for 7 yards (A.Bethea).

3-1-SF 2 **(9:36) J.Howard left tackle for 2 yards, TOUCHDOWN.**

R12

C.Barth extra point is GOOD, Center-P.Scales, Holder-P.O'Donnell.

Timeout at 09:32.

SF 6 CHI 14, 10 plays, 75 yards, 1 penalty, 5:28 drive, 5:28 elapsed

C.Barth kicks 62 yards from CHI 35 to SF 3. J.Shepherd to SF 20 for 17 yards (B.Braunecker). CHI-C.Jones was injured during the play.

Timeout at 09:26.

San Francisco 49ers at 9:32, (1st play from scrimmage 9:26)

1-10-SF 20 (9:26) (Shotgun) C.Hyde right guard to SF 24 for 4 yards (A.Hicks; M.Unrein).

2-6-SF 24 (8:51) (No Huddle, Shotgun) C.Kaepernick pass incomplete short left to J.Kerley.

3-6-SF 24 (8:46) (Shotgun) C.Kaepernick pass incomplete deep left to S.Draughn (J.Timu).

4-6-SF 24 (8:39) (Punt formation) B.Pinoin punts 40 yards to CHI 36, Center-K.Nelson, fair catch by B.Callahan.

PENALTY on SF-A.Burbridge, Illegal Shift, 5 yards, enforced at CHI 36.

Timeout at 08:32.

Chicago Bears at 8:32

1-10-CHI 41 (8:32) M.Barkley pass deep left to J.Bellamy to SF 37 for 22 yards (T.Brock).

P13

1-10-SF 37 (7:52) J.Howard right guard to SF 36 for 1 yard (G.Hodges).

2-9-SF 36 (7:18) M.Barkley pass deep right to J.Bellamy to SF 5 for 31 yards (J.Ward).

P14

1-5-SF 5 **(6:25) J.Howard left guard for 5 yards, TOUCHDOWN.**

R15

C.Barth extra point is GOOD, Center-P.Scales, Holder-P.O'Donnell.

Timeout at 06:19.

SF 6 CHI 21, 4 plays, 59 yards, 2:13 drive, 8:41 elapsed

C.Barth kicks 65 yards from CHI 35 to end zone, Touchback.

San Francisco 49ers at 6:19

1-10-SF 25 (6:19) (Shotgun) *PENALTY on SF-Z.Beadles, False Start, 5 yards, enforced at SF 25 - No Play.*

1-15-SF 20 (6:19) (No Huddle, Shotgun) C.Hyde right guard to SF 28 for 8 yards (C.Washington).

2-7-SF 28 (5:50) (No Huddle, Shotgun) C.Kaepernick sacked ob at SF 28 for 0 yards (L.Floyd).

3-7-SF 28 (5:08) (Shotgun) C.Kaepernick sacked at SF 21 for -7 yards (A.Hicks).

4-14-SF 21 (4:29) (Punt formation) B.Pinoin punts 44 yards to CHI 35, Center-K.Nelson, fair catch by B.Callahan.

Timeout at 04:22.

Chicago Bears at 4:22

1-10-CHI 35 (4:22) J.Howard left tackle to CHI 39 for 4 yards (N.Bellore).

2-6-CHI 39 (3:48) J.Howard left guard to CHI 39 for no gain (N.Bellore).

3-6-CHI 39 (3:09) (Shotgun) M.Barkley pass incomplete deep middle to J.Bellamy.

4-6-CHI 39 (3:03) (Punt formation) P.O'Donnell punts 46 yards to SF 15, Center-P.Scales, fair catch by J.Kerley.

San Francisco 49ers at 2:55

1-10-SF 15 (2:55) (Shotgun) C.Kaepernick sacked at SF 14 for -1 yards (A.Hicks). FUMBLES (A.Hicks) [A.Hicks], recovered by SF-J.Garnett at SF 15. J.Garnett to SF 15 for no gain (A.Hicks).

San Francisco 49ers vs Chicago Bears at Soldier Field

- 2-10-SF 15 (2:10) (No Huddle, Shotgun) C.Hyde left end to SF 21 for 6 yards (H.Jones-Quarthey).
- 3-4-SF 21 (1:27) (No Huddle, Shotgun) C.Kaepernick pass incomplete deep right to V.McDonald.
- 4-4-SF 21 (1:22) (Punt formation) B.Pinion punts 43 yards to CHI 36, Center-K.Nelson, fair catch by B.Callahan.

Chicago Bears at 1:14

- 1-10-CHI 36 (1:14) M.Barkley pass deep right to D.Thompson to SF 33 for 31 yards (A.Bethea).
PENALTY on CHI-D.Thompson, Offensive Pass Interference, 10 yards, enforced at CHI 36 - No Play.
- 1-20-CHI 26 (:54) M.Barkley pass short middle to J.Bellamy to CHI 42 for 16 yards (N.Bellore).
Penalty on SF-G.Dorsey, Defensive Offside, declined.
- 2-4-CHI 42 (:35) (Shotgun) J.Howard left tackle to SF 33 for 25 yards (G.Hodges).

R16

END OF QUARTER

| | Score | Time Poss | First Downs | | | | Efficiencies | |
|----------------------------|--------------|------------------|--------------------|----------|----------|----------|---------------------|---------------|
| | | | R | P | X | T | 3 Down | 4 Down |
| San Francisco 49ers | 6 | 4:38 | 0 | 0 | 0 | 0 | 0/3 | 0/0 |
| Chicago Bears | 21 | 10:22 | 3 | 4 | 1 | 8 | 3/4 | 0/0 |

Fourth Quarter

12/4/2016

Play By Play

Chicago Bears continued.

1-10-SF 33 (15:00) J.Bellamy left end to SF 21 for 12 yards (J.Tartt). R17

1-10-SF 21 (14:12) J.Howard right guard to SF 19 for 2 yards (N.Bellore). CHI-C.Whitehair was injured during the play.

Timeout at 13:59.

2-8-SF 19 (13:51) (Shotgun) M.Barkley pass incomplete short right to C.Meredith.

3-8-SF 19 (13:46) (Shotgun) M.Barkley sacked at SF 27 for -8 yards (A.Brooks).

4-16-SF 27 **(13:01) (Field Goal formation) C.Barth 45 yard field goal is GOOD, Center-P.Scales, Holder-P.O'Donnell.**

Timeout at 12:55.

| |
|---|
| SF 6 CHI 24, 7 plays, 37 yards, 3:19 drive, 2:05 elapsed |
|---|

C.Barth kicks 65 yards from CHI 35 to SF 0. J.Shepherd to SF 16 for 16 yards (S.McManis).

San Francisco 49ers at 12:55, (1st play from scrimmage 12:51)

1-10-SF 16 (12:51) Gabbert, Blaine in at QB for SF (Shotgun) B.Gabbert pass deep right to J.Kerley to SF 34 for 18 yards (N.Kwiatkoski). P9

1-10-SF 34 (12:17) (No Huddle, Shotgun) B.Gabbert pass incomplete deep left to C.Hyde. CHI-C.LeBlanc was injured during the play.

Timeout at 12:11.

2-10-SF 34 (12:11) (Shotgun) B.Gabbert pass incomplete short left to T.Smith.

3-10-SF 34 (12:07) (No Huddle, Shotgun) B.Gabbert pass incomplete short right to V.McDonald.

4-10-SF 34 (12:03) (Punt formation) B.Pinion punts 38 yards to CHI 28, Center-K.Nelson. B.Callahan to CHI 31 for 3 yards (K.Nelson).

Chicago Bears at 11:54

1-10-CHI 31 (11:54) J.Howard right end pushed ob at CHI 39 for 8 yards (A.Bethea). SF-N.Bellore was injured during the play.

2-2-CHI 39 (11:16) J.Howard right tackle to CHI 41 for 2 yards (Q.Dial). R18

1-10-CHI 41 (10:29) J.Howard right tackle to CHI 45 for 4 yards (A.Brooks). SF-Q.Dial was injured during the play.

2-6-CHI 45 (9:45) J.Howard right tackle to CHI 49 for 4 yards (G.Dorsey).

3-2-CHI 49 (9:01) J.Howard left guard to CHI 48 for -1 yards (N.Bellore; C.Jones).

4-3-CHI 48 (8:14) (Punt formation) P.O'Donnell punts 52 yards to end zone, Center-P.Scales, Touchback.

PENALTY on SF-R.Robinson, Offensive Holding, 10 yards, enforced at SF 20.

Timeout at 08:05.

San Francisco 49ers at 8:05

1-10-SF 10 (8:05) (Shotgun) B.Gabbert pass short right to C.Hyde to SF 16 for 6 yards (H.Jones-Quartey).

2-4-SF 16 (7:30) (No Huddle, Shotgun) B.Gabbert pass incomplete short left to C.Harper (N.Kwiatkoski).

3-4-SF 16 (7:22) (No Huddle, Shotgun) B.Gabbert pass short right to C.Harper to SF 22 for 6 yards (N.Kwiatkoski). P10

1-10-SF 22 (6:52) (No Huddle, Shotgun) B.Gabbert scrambles left tackle ran ob at SF 30 for 8 yards.

PENALTY on SF-D.Kilgore, Offensive Holding, 10 yards, enforced at SF 22 - No Play.

1-20-SF 12 (6:24) (No Huddle, Shotgun) B.Gabbert scrambles right end pushed ob at SF 13 for 1 yard (T.Porter).

2-19-SF 13 (5:48) (No Huddle, Shotgun) B.Gabbert pass incomplete short right to S.Draughn (N.Kwiatkoski).

3-19-SF 13 (5:44) (No Huddle, Shotgun) B.Gabbert pass incomplete deep right to T.Smith.

4-19-SF 13 (5:39) (Punt formation) B.Pinion punts 41 yards to CHI 46, Center-K.Nelson, fair catch by B.Callahan.

Chicago Bears at 5:31

1-10-CHI 46 (5:31) J.Howard left guard to CHI 47 for 1 yard (J.Ward).

2-9-CHI 47 (4:47) J.Howard right tackle to SF 49 for 4 yards (G.Dorsey).

3-5-SF 49 (4:00) (Shotgun) M.Barkley pass short right to D.Brown pushed ob at SF 43 for 6 yards (J.Tartt). P19

1-10-SF 43 (3:55) J.Howard left tackle to SF 45 for -2 yards (G.Dorsey).

2-12-SF 45 (3:14) J.Howard left tackle to SF 43 for 2 yards (A.Bethea).

3-10-SF 43 (2:27) J.Howard right tackle to SF 39 for 4 yards (D.Buckner).

Timeout #1 by SF at 02:21.

4-6-SF 39 (2:21) (Punt formation) P.O'Donnell punts 36 yards to SF 3, Center-P.Scales, downed by CHI-S.McManis.

San Francisco 49ers at 2:12

1-10-SF 3 (2:12) (Shotgun) B.Gabbert pass short left to V.McDonald to SF 8 for 5 yards (C.LeBlanc).

Two-Minute Warning

2-5-SF 8 **(2:00) (Shotgun) B.Gabbert sacked in End Zone for -8 yards, SAFETY (L.Floyd).**

Timeout #1 by CHI at 01:55.

San Francisco 49ers vs Chicago Bears at Soldier Field

SF 6 CHI 26, Safety, 13:05 elapsed

B.Pinion kicks 47 yards from SF 20 to CHI 33. B.Callahan (didn't try to advance) to CHI 33 for no gain (M.Ball).

Chicago Bears at 1:55, (1st play from scrimmage 1:54)

1-10-CHI 33 (1:54) J.Howard left guard to CHI 34 for 1 yard (N.Bellore).

2-9-CHI 34 (1:08) M.Barkley kneels to CHI 33 for -1 yards.

3-10-CHI 33 (:39) M.Barkley kneels to CHI 32 for -1 yards.

END OF QUARTER

| | Score | Time Poss | First Downs | | | | Efficiencies | |
|---------------------|-------|-----------|-------------|---|---|---|--------------|--------|
| | | | R | P | X | T | 3 Down | 4 Down |
| San Francisco 49ers | 6 | 3:52 | 0 | 2 | 0 | 2 | 1/3 | 0/0 |
| Chicago Bears | 26 | 11:08 | 2 | 1 | 0 | 3 | 1/5 | 0/0 |

Miscellaneous Statistics Report

San Francisco 49ers vs Chicago Bears
12/4/2016 at Soldier Field

Ten Longest Plays for San Francisco 49ers

| Yards | Qtr | Play Start | Play Description |
|-------|-----|-------------|---|
| 18 | 4 | 1-10-SF 16 | (12:51) Gabbert, Blaine in at QB for SF (Shotgun) B.Gabbert pass deep right to J.Kerley to SF 34 for 18 yards (N.Kwiatkoski). |
| 14 | 1 | 3-5-SF 32 | (3:41) (No Huddle, Shotgun) C.Kaepernick scrambles right tackle pushed ob at SF 46 for 14 yards (T.Porter). CHI-T.Porter was injured during the play. |
| 12 | 1 | 2-7-SF 15 | (5:22) (No Huddle, Shotgun) C.Hyde left tackle to SF 27 for 12 yards (L.Floyd). |
| 9 | 2 | 2-7-CHI 20 | (4:52) (No Huddle, Shotgun) D.Harris left end to CHI 11 for 9 yards (H.Jones-Quartey). |
| 8 | 1 | 1-10-SF 46 | (3:21) (Shotgun) C.Hyde left guard to CHI 46 for 8 yards (A.Hicks). |
| 8 | 3 | 1-15-SF 20 | (6:19) (No Huddle, Shotgun) C.Hyde right guard to SF 28 for 8 yards (C.Washington). |
| 7 | 1 | 1-10-SF 44 | (14:46) (Shotgun) C.Hyde left guard to CHI 49 for 7 yards (C.LeBlanc). |
| 7 | 2 | 3-16-CHI 38 | (13:53) (Shotgun) C.Hyde right guard to CHI 31 for 7 yards (C.Washington). |
| 6 | 1 | 1-10-CHI 43 | (1:40) (No Huddle, Shotgun) C.Kaepernick left end pushed ob at CHI 37 for 6 yards (H.Jones-Quartey). |
| 6 | 2 | 1-10-CHI 37 | (6:47) (Shotgun) C.Hyde left guard to CHI 31 for 6 yards (N.Kwiatkoski). |

Ten Longest Plays for Chicago Bears

| Yards | Qtr | Play Start | Play Description |
|-------|-----|-------------|---|
| 31 | 3 | 2-9-SF 36 | (7:18) M.Barkley pass deep right to J.Bellamy to SF 5 for 31 yards (J.Ward). |
| 28 | 2 | 1-10-CHI 43 | (1:16) (Shotgun) M.Barkley pass deep middle to C.Meredith to SF 29 for 28 yards (A.Bethea). |
| 25 | 3 | 2-4-CHI 42 | (:35) (Shotgun) J.Howard left tackle to SF 33 for 25 yards (G.Hodges). |
| 24 | 3 | 3-7-SF 35 | (11:32) (Shotgun) M.Barkley pass deep left to J.Bellamy to SF 11 for 24 yards (R.Robinson). |
| 22 | 3 | 3-6-CHI 40 | (13:00) (Shotgun) M.Barkley pass deep left to C.Meredith pushed ob at SF 38 for 22 yards (J.Tartt). |
| 22 | 3 | 1-10-CHI 41 | (8:32) M.Barkley pass deep left to J.Bellamy to SF 37 for 22 yards (T.Brock). |
| 17 | 1 | 2-7-CHI 37 | (11:15) J.Howard right tackle to SF 46 for 17 yards (A.Bethea; J.Tartt). |
| 17 | 2 | 2-10-SF 29 | (:47) (Shotgun) M.Barkley pass short right to C.Meredith to SF 12 for 17 yards (J.Ward). |
| 16 | 3 | 1-20-CHI 26 | (:54) M.Barkley pass short middle to J.Bellamy to CHI 42 for 16 yards (N.Bellore). |
| 12 | 4 | 1-10-SF 33 | (15:00) J.Bellamy left end to SF 21 for 12 yards (J.Tartt). |

Touchdown Scoring Information

| | | Offense | Defense | Special Teams |
|----------------|---------------------|---------|---------|---------------|
| VISITOR | San Francisco 49ers | 0 | 0 | 0 |
| HOME | Chicago Bears | 3 | 0 | 0 |

Player Scoring Information

| Club | Player | TD | Rush TD | Rec TD | KO TD | Punt TD | Int TD | Fum TD | Misc TD | FG | XP | 2Pt Rush | 2Pt Rec | Sfty | Points |
|------|----------|----|---------|--------|-------|---------|--------|--------|---------|----|----|----------|---------|------|--------|
| SF | P.Dawson | 0 | 0 | 0 | 0 | 0 | 0 | 0 | 0 | 2 | 0 | 0 | 0 | 0 | 6 |
| CHI | J.Howard | 0 | 3 | 0 | 0 | 0 | 0 | 0 | 0 | 0 | 0 | 0 | 0 | 0 | 18 |
| CHI | C.Barth | 0 | 0 | 0 | 0 | 0 | 0 | 0 | 0 | 1 | 3 | 0 | 0 | 0 | 6 |
| CHI | L.Floyd | 0 | 0 | 0 | 0 | 0 | 0 | 0 | 0 | 0 | 0 | 0 | 0 | 1 | 2 |

Possession Detail

| | First Half | | Second Half | | Game | |
|-----------------------------|------------|------|-------------|-------|---------|-------|
| | Visitor | Home | Visitor | Home | Visitor | Home |
| Largest Lead | 6 | 1 | 0 | 20 | 6 | 20 |
| Drives Leading | 1 | 0 | 0 | 7 | 1 | 7 |
| Time of Possession Leading | 4:51 | 0:00 | 0:00 | 21:30 | 4:51 | 21:30 |
| Largest Deficit | -1 | -6 | -20 | 0 | -20 | -6 |
| Drives Trailing | 1 | 2 | 6 | 0 | 7 | 2 |
| Time of Possession Trailing | 0:31 | 1:33 | 8:30 | 0:00 | 9:01 | 1:33 |
| Times Score Tied Up | | 0 | | 0 | | 0 |
| Lead Changes | | 2 | | 0 | | 2 |

Playtime Percentage

Percent of playtime per player on offense, defense and special teams

San Francisco 49ers

Chicago Bears

| | | Offense | Defense | Special Teams | | | | Offense | Defense | Special Teams | | | |
|--------------|----|---------|---------|---------------|----|-----|------------------|---------|---------|---------------|------|-----|-----|
| J Staley | T | 58 | 100% | | 2 | 7% | T Larsen | C | 63 | 100% | 4 | 14% | |
| Z Beadles | G | 58 | 100% | | 2 | 7% | B Massie | T | 63 | 100% | 4 | 14% | |
| J Garnett | G | 58 | 100% | | 2 | 7% | E Kush | G | 63 | 100% | 4 | 14% | |
| T Brown | T | 58 | 100% | | 2 | 7% | C Leno | T | 63 | 100% | 4 | 14% | |
| D Kilgore | C | 58 | 100% | | | | M Barkley | QB | 63 | 100% | | | |
| V McDonald | TE | 53 | 91% | | | | C Whitehair | G | 61 | 97% | | | |
| C Kaepernick | QB | 45 | 78% | | | | J Howard | RB | 53 | 84% | | | |
| Q Patton | WR | 39 | 67% | | | | C Meredith | WR | 49 | 78% | 1 | 3% | |
| T Smith | WR | 38 | 66% | | | | D Thompson | WR | 45 | 71% | 4 | 14% | |
| J Kerley | WR | 37 | 64% | | 7 | 24% | J Bellamy | WR | 39 | 62% | 20 | 69% | |
| C Hyde | RB | 33 | 57% | | | | L Paulsen | TE | 38 | 60% | 9 | 31% | |
| S Draughn | RB | 25 | 43% | | 20 | 69% | D Brown | TE | 30 | 48% | 1 | 3% | |
| G Celek | TE | 25 | 43% | | 10 | 34% | B Braunecker | TE | 29 | 46% | 15 | 52% | |
| C Harper | WR | 19 | 33% | | 1 | 3% | P Lasike | FB | 12 | 19% | 11 | 38% | |
| R Streater | WR | 14 | 24% | | 17 | 59% | K Carey | RB | 6 | 10% | 17 | 59% | |
| B Gabbert | QB | 13 | 22% | | | | D Braverman | WR | 6 | 10% | | | |
| B Bell | TE | 5 | 9% | | 23 | 79% | M Wilson | WR | 4 | 6% | | | |
| D Harris | RB | 2 | 3% | | 11 | 38% | J Langford | RB | 4 | 6% | | | |
| J Ward | CB | | 63 | 100% | 8 | 28% | J Sitton | G | 2 | 3% | 4 | 14% | |
| D Buckner | DT | | 63 | 100% | 4 | 14% | D Bush | SS | | 58 | 100% | 10 | 34% |
| N Bellore | LB | | 62 | 98% | 12 | 41% | N Kwiatkoski | LB | | 58 | 100% | 6 | 21% |
| A Bethea | SS | | 62 | 98% | | | H Jones-Quartey | SS | | 58 | 100% | 5 | 17% |
| T Brock | CB | | 62 | 98% | | | A Hicks | DE | | 58 | 100% | 2 | 7% |
| J Tartt | SS | | 59 | 94% | 12 | 41% | C LeBlanc | CB | | 56 | 97% | 6 | 21% |
| A Brooks | LB | | 59 | 94% | 4 | 14% | L Floyd | LB | | 52 | 90% | | |
| E Harold | LB | | 51 | 81% | | | T Porter | CB | | 52 | 90% | | |
| G Hodges | LB | | 48 | 76% | | | B Callahan | CB | | 48 | 83% | 9 | 31% |
| G Dorsey | NT | | 47 | 75% | | | J Timu | LB | | 42 | 72% | 3 | 10% |
| C Jones | DT | | 28 | 44% | 8 | 28% | E Goldman | NT | | 39 | 67% | 2 | 7% |
| R Robinson | CB | | 23 | 37% | 10 | 34% | W Young | LB | | 34 | 59% | | |
| R Blair | DT | | 21 | 33% | 4 | 14% | P McPhee | LB | | 24 | 41% | 1 | 3% |
| M Wilhoite | LB | | 14 | 22% | 22 | 76% | C Washington | DE | | 23 | 40% | | |
| Q Dial | DT | | 13 | 21% | 2 | 7% | M Unrein | DE | | 19 | 33% | | |
| C Carradine | LB | | 11 | 17% | | | D Hurst | CB | | 7 | 12% | 16 | 55% |
| D Johnson | CB | | 2 | 3% | 27 | 93% | S Acho | LB | | 6 | 10% | 12 | 41% |
| V Sunseri | SS | | 2 | 3% | 19 | 66% | C Wilson | DE | | 4 | 7% | 6 | 21% |
| K Reaser | CB | | 2 | 3% | 6 | 21% | S McManis | CB | | | | 25 | 86% |
| M Purcell | NT | | 1 | 2% | 10 | 34% | C Prosinski | FS | | | | 25 | 86% |
| A Burbridge | WR | | | | 23 | 79% | C Jones | LB | | | | 24 | 83% |
| M Ball | SS | | | | 17 | 59% | J Anderson | LB | | | | 23 | 79% |
| B Pinion | P | | | | 11 | 38% | D Houston-Carson | FS | | | | 13 | 45% |
| K Nelson | LS | | | | 10 | 34% | P O'Donnell | P | | | | 10 | 34% |
| J Shepherd | DB | | | | 6 | 21% | P Scales | LS | | | | 10 | 34% |
| P Dawson | K | | | | 5 | 17% | C Barth | K | | | | 9 | 31% |
| A Tiller | G | | | | 2 | 7% | | | | | | | |

ALL-TIME REGULAR SEASON SERVICE

MOST SEASONS PLAYED

| Player | Seasons |
|--------------------------------|---------|
| 1. John Brodie (1957–1973) | 17 |
| 2. Jerry Rice (1985–2000) | 16 |
| Jimmy Johnson (1961–1976) | 16 |
| 4. Charlie Krueger (1959–1973) | 15 |
| Len Rohde (1960–1974) | 15 |

MOST CONSECUTIVE GAMES PLAYED

| Player | Games |
|-------------------------------|-------|
| 1. Brian Jennings (2000–2012) | 208 |
| Len Rohde (1960–1974) | 208 |
| 3. Jerry Rice (1985–2000) | 189 |
| 4. Leo Nomellini (1950–1963) | 174 |

MOST REGULAR SEASON GAMES PLAYED

| Player | Pos | Years | Seasons | Games |
|--------------------|-------|-----------|---------|-------|
| 1. Jerry Rice | WR | 1985–2000 | 16 | 238 |
| 2. Jimmy Johnson | DB/HB | 1961–1976 | 16 | 213 |
| 3. Brian Jennings | TE/LS | 2000–2012 | 13 | 208 |
| Bryant Young | DT | 1994–2007 | 14 | 208 |
| Len Rohde | T | 1960–1974 | 15 | 208 |
| 6. John Brodie | QB | 1957–1973 | 17 | 201 |
| 7. Charlie Krueger | DT | 1959–1973 | 15 | 198 |
| 8. Keith Fahnhorst | T | 1974–1987 | 14 | 193 |
| 9. Randy Cross | G/C | 1976–1988 | 13 | 185 |
| 10. Jesse Sapolu | G/C | 1983–1997 | 15 | 182 |

MOST REGULAR SEASON GAMES PLAYED BY POSITION

| Quarterbacks | Pos | Years | Seasons | Games |
|----------------------------|-----------|-------------------|----------|-----------|
| 1. John Brodie | QB | 1957–1973 | 17 | 201 |
| 2. Joe Montana | QB | 1979–1992 | 14 | 167 |
| 3. Steve Young | QB | 1987–1999 | 13 | 150 |
| 4. Y.A. Tittle | QB | 1951–1960 | 10 | 112 |
| 5. Steve Spurrier | QB | 1967–1975 | 9 | 92 |
| 6. Alex Smith | QB | 2005–2012 | 8 | 80 |
| 7. Jeff Garcia | QB | 1999–2003 | 5 | 74 |
| 8. Colin Kaepernick | QB | 2011–* (6) | 6 | 65 |
| 9. Elvis Grbac | QB | 1993–1996 | 4 | 43 |
| 10. Steve DeBerg | QB | 1978–1980 | 3 | 39 |
| Billy Kilmer | QB | 1961–1966 | 6 | 39 |

| Offensive Linemen | Pos | Years | Seasons | Games |
|-----------------------|----------|--------------------|-----------|------------|
| 1. Len Rohde | T | 1960–1974 | 15 | 208 |
| 2. Keith Fahnhorst | T | 1974–1987 | 14 | 193 |
| 3. Randy Cross | G/C | 1976–1988 | 13 | 185 |
| 4. Jesse Sapolu | G/C | 1983–1997 | 15 | 182 |
| 5. Steve Wallace | T | 1986–1996 | 11 | 166 |
| 6. Bruce Bosley | C/G | 1956–1968 | 13 | 163 |
| 7. John Ayers | G | 1977–1986 | 10 | 148 |
| 8. Guy McIntyre | G | 1984–1993 | 10 | 145 |
| 9. Fred Quillan | C | 1978–1987 | 10 | 143 |
| 10. Joe Staley | T | 2007–* (10) | 10 | 142 |

| WRs/TEs | Pos | Years | Seasons | Games |
|---------------------|-------|-----------|---------|-------|
| 1. Jerry Rice | WR | 1985–2000 | 16 | 238 |
| 2. Brian Jennings | TE/LS | 2000–2012 | 13 | 208 |
| 3. Brent Jones | TE | 1987–1997 | 11 | 143 |
| 4. Vernon Davis | TE | 2006–2015 | 9 | 139 |
| 5. Mike Wilson | WR | 1981–1990 | 10 | 136 |
| 6. Dwight Clark | WR | 1979–1987 | 9 | 134 |
| 7. Gene Washington | WR | 1969–1977 | 9 | 124 |
| 8. Terrell Owens | WR | 1996–2003 | 8 | 121 |
| John Taylor | WR | 1987–1995 | 9 | 121 |
| 10. Freddie Solomon | WR | 1978–1985 | 8 | 114 |

| Running Backs | Pos | Years | Seasons | Games |
|-------------------|-----|-----------|---------|-------|
| 1. Frank Gore | RB | 2005–2014 | 10 | 148 |
| 2. Joe Perry | FB | 1950–1963 | 12 | 131 |
| 3. Ken Willard | FB | 1965–1973 | 9 | 125 |
| 4. Roger Craig | RB | 1983–1990 | 8 | 121 |
| 5. Tom Rathman | FB | 1986–1993 | 8 | 115 |
| 6. Fred Beasley | FB | 1998–2005 | 8 | 114 |
| 7. Terry Jackson | RB | 1999–2005 | 7 | 100 |
| 8. Hugh McElhenny | HB | 1952–1960 | 9 | 97 |
| J.D. Smith | HB | 1956–1964 | 9 | 97 |
| 10. Dexter Carter | RB | 1990–1996 | 7 | 90 |

| Defensive Linemen | Pos | Years | Seasons | Games |
|--------------------|-----|-----------|---------|-------|
| 1. Bryant Young | DT | 1994–2007 | 14 | 208 |
| 2. Charlie Krueger | DT | 1959–1973 | 15 | 198 |
| 3. Leo Nomellini | DT | 1950–1963 | 14 | 174 |
| 4. Roland Lakes | DT | 1961–1970 | 10 | 140 |
| 5. Cedrick Hardman | DE | 1970–1979 | 10 | 139 |
| 6. Tommy Hart | DE | 1968–1977 | 10 | 131 |
| 7. Isaac Sopoaga | DT | 2005–2012 | 8 | 125 |
| 8. Michael Carter | NT | 1984–1992 | 9 | 121 |
| 9. Dwaine Board | DE | 1979–1988 | 10 | 117 |
| 10. Dennis Brown | DE | 1990–1996 | 7 | 110 |

| Linebackers | Pos | Years | Seasons | Games |
|---------------------|-----|-----------|---------|-------|
| 1. Matt Hazeltine | LB | 1955–1968 | 14 | 176 |
| 2. Keena Turner | LB | 1980–1990 | 11 | 153 |
| Dave Wilcox | LB | 1964–1974 | 11 | 153 |
| 4. Frank Nunley | LB | 1967–1976 | 10 | 137 |
| 5. Willie Harper | LB | 1973–1983 | 11 | 134 |
| Mike Walter | LB | 1984–1993 | 10 | 134 |
| 7. Jeff Ulbrich | LB | 2000–2009 | 10 | 120 |
| 8. Skip Vanderbundt | LB | 1969–1977 | 9 | 119 |
| 9. Patrick Willis | LB | 2007–2014 | 8 | 112 |
| Ken Norton | LB | 1994–2000 | 7 | 112 |

| Secondary | Pos | Years | Seasons | Games |
|----------------------|-------|-----------|---------|-------|
| 1. Jimmy Johnson | DB/HB | 1961–1976 | 16 | 213 |
| 2. Mel Phillips | DB | 1966–1977 | 12 | 147 |
| 3. Ronnie Lott | S | 1981–1990 | 10 | 129 |
| 4. Merton Hanks | S | 1991–1998 | 8 | 125 |
| 5. Don Griffin | CB | 1986–1993 | 8 | 114 |
| 6. Tim McDonald | S | 1993–1999 | 7 | 111 |
| 7. Eric Wright | CB | 1981–1990 | 10 | 110 |
| 8. Tarell Brown | CB | 2007–2013 | 7 | 100 |
| Bruce Taylor | CB | 1970–1977 | 8 | 100 |
| 10. Shawntae Spencer | CB | 2004–2011 | 8 | 98 |

| Kickers | Pos | Years | Seasons | Games |
|------------------|-----|-----------|---------|-------|
| 1. Ray Wersching | K | 1977–1987 | 11 | 155 |
| 2. Tommy Davis | K | 1959–1969 | 11 | 138 |
| 3. Mike Cofer | K | 1988–1993 | 6 | 96 |
| 4. Joe Nedney | K | 2005–2010 | 6 | 86 |
| 5. Bruce Gossett | K | 1970–1974 | 5 | 70 |

| Punters | Pos | Years | Seasons | Games |
|-------------------|-----|-----------|---------|-------|
| 1. Andy Lee | P | 2004–2014 | 11 | 176 |
| 2. Tom Wittum | P | 1973–1977 | 5 | 70 |
| 3. Max Runager | P | 1984–1988 | 5 | 59 |
| 4. Tommy Thompson | P | 1995–1997 | 3 | 48 |
| 5. Barry Helton | P | 1988–1990 | 3 | 47 |

ALL-TIME REGULAR SEASON SCORING

ALL-TIME LEADING SCORERS

| Player | Years | Gms | TDs | Rsh | Rec | Ret | 2-pt | PAT | FG | Pts |
|------------------------|-------------------|-----------|----------|----------|----------|----------|----------|----------------|---------------|------------|
| 1. Jerry Rice | 1985-2000 | 238 | 187 | 10 | 176 | 1 | 4 | 0/0 | 0/0 | 1,130 |
| 2. Ray Wersching | 1977-1987 | 155 | 0 | 0 | 0 | 0 | 0 | 409/425 | 190/261 | 979 |
| 3. Tommy Davis | 1959-1969 | 138 | 0 | 0 | 0 | 0 | 0 | 348/350 | 130/276 | 738 |
| 4. Mike Cofer | 1988-1993 | 96 | 0 | 0 | 0 | 0 | 0 | 289/296 | 128/191 | 673 |
| 5. Gordy Soltau | 1950-1958 | 107 | 25 | 0 | 25 | 0 | 0 | 284/303 | 70/139 | 644 |
| 6. Joe Nedney | 2005-2010 | 86 | 0 | 0 | 0 | 0 | 0 | 154/154 | 129/149 | 541 |
| 7. Terrell Owens | 1996-2003 | 121 | 83 | 2 | 81 | 0 | 2 | 0/0 | 0/0 | 502 |
| 8. Bruce Gossett | 1970-1974 | 70 | 0 | 0 | 0 | 0 | 0 | 163/168 | 99/153 | 460 |
| 9. Frank Gore | 2005-2014 | 148 | 76 | 64 | 11 | 1 | 1 | 0/0 | 0/0 | 458 |
| 10. Phil Dawson | 2013-* (4) | 60 | 0 | 0 | 0 | 0 | 0 | 122/123 | 98/112 | 416 |
| 11. Roger Craig | 1983-1990 | 121 | 66 | 50 | 16 | 0 | 0 | 0/0 | 0/0 | 396 |
| 12. Ken Willard | 1965-1973 | 125 | 61 | 45 | 16 | 0 | 0 | 0/0 | 0/0 | 366 |
| 13. Gene Washington | 1969-1977 | 124 | 59 | 0 | 59 | 0 | 0 | 0/0 | 0/0 | 354 |
| 14. Joe Perry | 1950-1963 | 131 | 57 | 50 | 7 | 0 | 0 | 6/7 | 1/6 | 351 |
| 15. Vernon Davis | 2006-2015 | 139 | 55 | 0 | 53 | 0 | 1 | 0/0 | 0/0 | 332 |
| 16. Hugh McElhenny | 1952-1960 | 97 | 51 | 35 | 15 | 1 | 0 | 0/0 | 0/0 | 306 |
| 17. David Akers | 2011-2012 | 32 | 0 | 0 | 0 | 0 | 0 | 78/78 | 73/94 | 297 |
| 18. Billy Wilson | 1951-1960 | 100 | 49 | 0 | 49 | 0 | 0 | 0/0 | 0/0 | 294 |
| 19. Dwight Clark | 1979-1987 | 134 | 48 | 0 | 48 | 0 | 0 | 0/0 | 0/0 | 288 |
| Freddie Solomon | 1978-1985 | 114 | 48 | 3 | 43 | 2 | 0 | 0/0 | 0/0 | 288 |

MOST POINTS IN SINGLE SEASON

| Player | Year | TDs | XPM | XPA | FGM | FGA | 2pt | Pts |
|-----------------------|-------------|----------|-----------|-----------|-----------|-----------|----------|------------|
| 1. David Akers | 2011 | 0 | 34 | 34 | 44 | 52 | 0 | 166 |
| 2. Phil Dawson | 2013 | 0 | 44 | 44 | 32 | 36 | 0 | 140 |
| 3. Jerry Rice | 1987 | 23 | 0 | 0 | 0 | 0 | 0 | 138 |
| 4. Mike Cofer | 1989 | 0 | 49 | 51 | 29 | 36 | 0 | 136 |
| 5. David Akers | 2012 | 0 | 44 | 44 | 29 | 42 | 0 | 131 |
| Ray Wersching | 1984 | 0 | 56 | 56 | 25 | 35 | 0 | 131 |
| 7. Jeff Wilkins | 1996 | 0 | 40 | 40 | 30 | 34 | 0 | 130 |
| 8. Ray Wersching | 1983 | 0 | 51 | 51 | 25 | 30 | 0 | 126 |
| 9. Gary Anderson | 1997 | 0 | 38 | 38 | 29 | 36 | 0 | 125 |
| 10. Mike Cofer | 1988 | 0 | 40 | 41 | 27 | 38 | 0 | 121 |
| Joe Nedney | 2008 | 0 | 34 | 34 | 29 | 33 | 0 | 121 |

Led NFL

Led Conference

+ NFL Record

LONGEST FIELDS GOALS

| Player | Game | Lg |
|------------------|-----------------------|----|
| 1. David Akers | at GB (9/9/12) | 63 |
| 2. Phil Dawson | at Arz. (12/29/13) | 56 |
| Joe Nedney | at StL (12/24/05) | 56 |
| Mike Cofer | at Atl. (10/14/90) | 56 |
| 5. Phil Dawson | vs. KC (10/5/14) | 55 |
| Phil Dawson | at NO (11/17/13) | 55 |
| David Akers | at Det. (10/16/11) | 55 |
| David Akers | vs. Dal. (9/18/11) | 55 |
| 8. Phil Dawson | at StL (11/1/15) | 54 |
| Phil Dawson | at StL (10/13/14) | 54 |
| David Akers | at Sea. (12/23/12) | 54 |
| Steve Mike-Mayer | at LA Rams (11/9/75) | 54 |
| Bruce Gossett | vs. NO (10/21/73) | 54 |
| 11. Phil Dawson | at Arz. (11/13/16) | 53 |
| Phil Dawson | vs. Arz. (11/29/15) | 53 |
| Phil Dawson | vs. Bal. (10/18/15) | 53 |
| Phil Dawson | vs. Car. (11/10/13) | 53 |
| Phil Dawson | vs. Arz. (12/28/14) | 53 |
| David Akers | at Sea. (12/24/11) | 53 |
| David Akers | at Cin. (9/25/11) | 53 |
| Joe Nedney | vs. Phi. (10/12/08) | 53 |
| Ray Wersching | at Det. (9/2/84) | 53 |
| Tommy Davis | at LA Rams (10/17/65) | 53 |
| Tommy Davis | vs. Chi. (10/4/64) | 53 |

ALL-TIME SCORING

| | |
|-----------------------------------|-------|
| Touchdowns by Rushing | 996 |
| Touchdowns by Receptions | 1,394 |
| Touchdowns by Interception Return | 83 |
| Touchdowns by Kickoff Return | 21 |
| Touchdowns by Punt Return | 30 |
| Fields Goals Made | 1,208 |
| Safeties | 34 |

50+ YARD FIELD GOALS, Career

| Player | No. |
|------------------|-----|
| 1. Phil Dawson | 14 |
| 2. Joe Nedney | 10 |
| 3. David Akers | 9 |
| 4. Mike Cofer | 5 |
| 5. Tommy Davis | 4 |
| Ray Wersching | 4 |
| 7. Bruce Gossett | 2 |
| Todd Peterson | 2 |

FIELD GOAL PCT., Career

| Player | Pct. |
|---------------------------|------|
| 1. Phil Dawson, 98-112 | 87.5 |
| 2. Joe Nedney, 129-149 | 86.6 |
| 3. Ray Wersching, 190-261 | 72.8 |
| 4. Mike Cofer, 128-191 | 67.0 |

SAFETIES, Career

| Player | Safeties |
|--|----------|
| 1. Bryant Young | 3 |
| Charlie Krueger | 3 |
| 3. Leo Nomellini | 2 |
| 4. 18 Players | 1 |
| Last: Corey Lemonier 10/13/13 vs. Arz. | |

MOST TOUCHDOWNS, Career

| Player | TD |
|-------------------------|-----|
| 1. Jerry Rice (WR) | 187 |
| 2. Terrell Owens (WR) | 83 |
| 3. Frank Gore (RB) | 76 |
| 4. Roger Craig (RB) | 66 |
| 5. Ken Willard (FB) | 61 |
| 6. Gene Washington (WR) | 59 |
| 7. Joe Perry (FB) | 57 |
| 8. Vernon Davis (TE) | 55 |
| 9. Hugh McElhenny (HB) | 51 |
| 10. Billy Wilson (E) | 49 |

MOST FGs MADE, Career

| Player | FGM |
|-----------------------|-----------|
| 1. Ray Wersching | 190 |
| 2. Tommy Davis | 130 |
| 3. Joe Nedney | 129 |
| 4. Mike Cofer | 128 |
| 5. Bruce Gossett | 99 |
| 6. Phil Dawson | 98 |
| 7. David Akers | 73 |
| 8. Gordie Soltau | 70 |
| 9. Wade Richey | 54 |
| 10. Jeff Wilkins | 42 |

MOST FGs ATTEMPTED, Career

| Player | FGA |
|-----------------------|------------|
| 1. Tommy Davis | 276 |
| 2. Ray Wersching | 261 |
| 3. Mike Cofer | 191 |
| 4. Bruce Gossett | 153 |
| 5. Joe Nedney | 149 |
| 6. Gordie Soltau | 139 |
| 7. Phil Dawson | 112 |
| 8. David Akers | 94 |
| 9. Wade Richey | 72 |
| 10. Steve Mike-Mayer | 56 |

MOST PATs MADE, Career

| Player | PAT |
|-----------------------|------------|
| 1. Ray Wersching | 409 |
| 2. Tommy Davis | 348 |
| 3. Mike Cofer | 289 |
| 4. Gordie Soltau | 284 |
| 5. Bruce Gossett | 163 |
| 6. Joe Nedney | 154 |
| 7. Phil Dawson | 122 |
| 8. Wade Richey | 122 |
| 9. Doug Brien | 79 |
| 10. David Akers | 78 |

MOST PATs ATTEMPTED, Career

| Player | PAT |
|-----------------------|------------|
| 1. Ray Wersching | 425 |
| 2. Tommy Davis | 350 |
| 3. Gordie Soltau | 303 |
| 4. Mike Cofer | 296 |
| 5. Bruce Gossett | 168 |
| 6. Joe Nedney | 154 |
| 7. Wade Richey | 127 |
| 8. Phil Dawson | 123 |
| 9. Doug Brien | 81 |
| 10. David Akers | 78 |

ALL-TIME REGULAR SEASON SCORING

TOP SINGLE-GAME SCORING PERFORMANCES

MOST POINTS

| Player | Game | Points |
|----------------------|--|--------|
| 1. Jerry Rice (WR) | at Atl. (10/14/90) – 5 TDs | 30 |
| 2. Gordie Soltau (E) | vs. LA Rams (10/28/51) – 3 TDs, 1 FG, 5 PATs | 26 |
| 3. Jerry Rice (WR) | at TB (11/14/93) – 4 TDs | 24 |
| Billy Kilmer (QB) | at Min. (10/15/61) – 4 TDs | 24 |
| 5. Jeff Wilkins (K) | vs. Atl. (9/29/96) – 6 FGs, 3 PATs | 21 |
| Gordie Soltau (E) | vs. Bal. (12/13/53) – 2 TDs, 1FG, 6 PATs | 21 |

MOST TOUCHDOWNS

| Player | Game | TDs |
|--------------------|--------------------|-----|
| 1. Jerry Rice (WR) | at Atl. (10/14/90) | 5 |
| 2. Jerry Rice (WR) | at TB (11/14/93) | 4 |
| Billy Kilmer (QB) | at Min. (10/15/61) | 4 |

MOST FIELD GOALS MADE

| Player | Game | FGM |
|-----------------|--------------------|-----|
| 1. Jeff Wilkins | vs. Atl. (9/29/96) | 6 |
| Ray Wersching | at NO (10/16/83) | 6 |
| 3. Joe Nedney | vs. TB (10/30/05) | 5 |
| Jeff Chandler | vs. Chi. (9/7/03) | 5 |
| Bruce Gossett | at Den. (9/23/73) | 5 |

MOST FIELD GOALS ATTEMPTED

| Player | Game | FGA |
|----------------|-----------------------|-----|
| 1. David Akers | vs. Arz. (11/20/11) | 6 |
| Joe Nedney | vs. TB (10/30/05) | 6 |
| Jeff Wilkins | vs. Atl. (9/29/96) | 6 |
| Ray Wersching | at NO (10/16/83) | 6 |
| Tommy Davis | at LA Rams (10/17/65) | 6 |
| Tommy Davis | at Dal. (11/20/60) | 6 |
| Gordie Soltau | at GB (11/23/58) | 6 |

MOST PATS MADE

| Player | Game | PATs Made |
|---------------|---------------------|-----------|
| 1. Mike Cofer | vs. Atl. (10/18/92) | 8 |
| 2. Mike Cofer | at Det. (12/19/93) | 7 |
| Mike Cofer | vs. Chi. (12/23/91) | 7 |
| Bruce Gossett | at Atl. (10/29/72) | 7 |
| Tommy Davis | vs. Chi. (9/19/65) | 7 |
| Tommy Davis | at Det. (10/1/61) | 7 |

MOST PATS ATTEMPTED

| Player | Game | PATs Att. |
|---------------|---------------------|-----------|
| 1. Mike Cofer | vs. Atl. (10/18/92) | 8 |
| 2. Mike Cofer | at Det. (12/19/93) | 7 |
| Mike Cofer | vs. Chi. (12/23/91) | 7 |
| Bruce Gossett | at Atl. (10/29/72) | 7 |
| Tommy Davis | vs. Chi. (9/19/65) | 7 |
| Tommy Davis | at Det. (10/1/61) | 7 |

MOST CONSECUTIVE FIELD GOALS MADE

| Player | FG |
|--------------------------------------|----|
| 1. Phil Dawson (10/6/13 to 12/29/13) | 27 |
| 2. Phil Dawson (9/14/15 to 12/13/15) | 19 |
| 3. Joe Nedney (11/26/06 to 9/30/07) | 18 |
| 4. Mike Cofer (12/4/88 to 10/1/89) | 17 |
| Wade Richey (12/27/98 to 11/7/99) | 16 |
| Gary Anderson (9/14/97 to 11/10/97) | 16 |
| 7. David Akers (10/9/11 to 11/13/11) | 15 |
| Jose Cortez (9/5/02 to 11/3/02) | 13 |
| Bruce Gossett (10/14/73 to 12/2/73) | 13 |

MOST TOUCHDOWNS, Season

| Player | TD |
|--|----|
| 1. Jerry Rice (1987), 22 rec., 1 rush | 23 |
| 2. Jerry Rice (1995), 15 rec., 1 rush, 1 fum. rec. | 17 |
| Jerry Rice (1989), 17 rec. | 17 |
| 4. Terrell Owens (2001), 16 rec. | 16 |
| Jerry Rice (1993), 15 rec, 1 rush | 16 |
| Jerry Rice (1986), 15 rec., 1 rush | 16 |

MOST FGs MADE, Season

| Player | FGM |
|------------------------|-----|
| 1. David Akers (2011) | 44 |
| 2. Phil Dawson (2013) | 32 |
| 3. Jeff Wilkins (1996) | 30 |
| 4. David Akers (2012) | 29 |
| Joe Nedney (2008) | 29 |
| Joe Nedney (2006) | 29 |
| Gary Anderson (1997) | 29 |
| Mike Cofer (1989) | 29 |

MOST CONSECUTIVE GAMES WITH FG MADE

| Player | Games |
|--|-------|
| 1. David Akers (9/11/11 to 12/30/12) | 32 |
| 2. Bruce Gossett (11/29/70 to 10/1/72) | 21 |

MOST FGs ATTEMPTED, Season

| Player | FGA |
|-----------------------|-----|
| 1. David Akers (2011) | 52 |
| 2. David Akers (2012) | 42 |
| 3. Mike Cofer (1988) | 38 |
| 4. Phil Dawson (2013) | 36 |
| Gary Anderson (1997) | 36 |
| Mike Cofer (1990) | 36 |
| Mike Cofer (1989) | 36 |
| Bruce Gossett (1971) | 36 |

MOST PATs MADE, Season

| Player | PAT |
|-------------------------|-----|
| 1. Doug Brien (1994) | 60 |
| 2. Mike Cofer (1993) | 59 |
| 3. Ray Wersching (1984) | 56 |
| 4. Mike Cofer (1992) | 53 |
| 5. Ray Wersching (1985) | 52 |
| Tommy Davis (1965) | 52 |

MOST CONSECUTIVE PATs MADE

| Player | PAT |
|--------------------------------------|-----|
| 1. Tommy Davis (9/27/59 to 12/12/65) | 234 |

MOST PATs ATTEMPTED, Season

| Player | PAT |
|-------------------------|-----|
| 1. Doug Brien (1994) | 62 |
| 2. Mike Cofer (1993) | 61 |
| 3. Ray Wersching (1984) | 56 |
| 4. Mike Cofer (1992) | 54 |
| 5. Ray Wersching (1985) | 53 |
| Tommy Davis (1965) | 53 |

MOST CONSECUTIVE GAMES WITH A TOUCHDOWN

| Player | Games |
|--|-------|
| 1. Jerry Rice (12/19/86 to 12/27/87) | 13 |
| 2. Terrell Owens (11/8/98 to 12/27/98) | 8 |
| Jerry Rice (12/8/89 to 11/27/89) | 8 |
| Dave Parks (11/7/65 to 9/11/66) | 8 |

ALL-TIME REGULAR SEASON PASSING

ALL-TIME LEADING PASSERS (BY YARDS)

| Player | Years | Gms | Att | Cmp | Pct | Yards | TD | INT | Lg | QB | INT |
|----------------------------|-------------------|-----------|--------------|------------|-------------|---------------|-----------|-----------|------------|-------------|------------|
| | | | | | | | | | | Rat | Pct. |
| 1. Joe Montana | 1979–1992 (14) | 167 | 4,600 | 2,929 | 63.7 | 35,124 | 244 | 123 | 96t | 93.5 | 2.7 |
| 2. John Brodie | 1957–1973 (17) | 201 | 4,491 | 2,469 | 55.0 | 31,548 | 214 | 224 | 83t | 72.3 | 5.0 |
| 3. Steve Young | 1987–1999 (13) | 150 | 3,648 | 2,400 | 65.8 | 29,907 | 221 | 86 | 97t | 101.4 | 2.4 |
| 4. Jeff Garcia | 1999–2003 (5) | 74 | 2,360 | 1,449 | 61.4 | 16,408 | 113 | 56 | 76t | 88.3 | 2.4 |
| 5. Y.A. Tittle | 1951–1960 (10) | 112 | 2,194 | 1,226 | 55.9 | 16,016 | 108 | 134 | 78t | 70.0 | 6.1 |
| 6. Alex Smith | 2005–2012 (8) | 80 | 2,177 | 1,290 | 59.3 | 14,280 | 81 | 63 | 75 | 79.1 | 2.9 |
| 7. Colin Kaepernick | 2011–* (6) | 65 | 1,574 | 931 | 59.1 | 11,474 | 66 | 29 | 80t | 88.0 | 1.8 |
| 8. Steve DeBerg | 1978–1980 (3) | 39 | 1,201 | 670 | 55.8 | 7,220 | 37 | 60 | 93t | 63.1 | 5.0 |
| 9. Steve Spurrier | 1967–1975 (9) | 92 | 840 | 441 | 52.5 | 5,250 | 33 | 48 | 81t | 61.2 | 5.7 |
| 10. Tim Rattay | 2000–2005 (6) | 32 | 586 | 356 | 60.8 | 3,941 | 24 | 18 | 89t | 81.6 | 3.1 |
| 11. Frankie Albert | 1950–1952 (3) | 36 | 601 | 316 | 52.6 | 3,847 | 27 | 43 | 60 | 57.7 | 7.2 |
| 12. Shaun Hill | 2007–2009 (3) | 18 | 522 | 322 | 61.7 | 3,490 | 23 | 11 | 61 | 87.3 | 2.1 |
| 13. Jim Plunkett | 1976–1977 (2) | 26 | 491 | 254 | 51.7 | 3,285 | 22 | 30 | 85t | 62.5 | 6.1 |
| 14. Elvis Grbac | 1994–1996 (3) | 42 | 430 | 284 | 66.0 | 3,098 | 18 | 16 | 81t | 85.6 | 3.7 |
| 15. Blaine Gabbert | 2014–* (3) | 15 | 449 | 272 | 60.6 | 2,994 | 16 | 13 | 75t | 80.2 | 2.9 |
| 16. Steve Bono | 1989–1993 (5) | 34 | 359 | 220 | 61.3 | 2,558 | 14 | 7 | 78 | 87.7 | 1.9 |
| 17. Ken Dorsey | 2004–2005 (2) | 11 | 316 | 171 | 54.1 | 1,712 | 8 | 11 | 59 | 63.7 | 3.5 |
| 18. George Mira | 1964–1968 (5) | 47 | 240 | 112 | 46.7 | 1,711 | 17 | 14 | 79t | 70.0 | 5.8 |
| 19. Norm Snead | 1974–1975 (2) | 12 | 237 | 138 | 58.2 | 1,705 | 11 | 11 | 60t | 76.7 | 4.6 |
| 20. J.T. O'Sullivan | 2008 (1) | 9 | 220 | 128 | 58.2 | 1,678 | 8 | 11 | 63 | 73.6 | 5.0 |

MOST PASSING YARDS IN SINGLE SEASON

| Player | Year | Att | Cmp | Pct | Yards | TD | INT | Lg | QB | INT |
|-----------------|------|------------|------------|-------------|--------------|-----------|-----|-----|--------------|------------|
| | | | | | | | | | Rat | Pct |
| 1. Jeff Garcia | 2000 | 561 | 355 | 63.3 | 4,278 | 31 | 10 | 69t | 97.6 | 1.8 |
| 2. Steve Young | 1998 | 517 | 322 | 62.3 | 4,170 | 36 | 12 | 81t | 101.1 | 2.3 |
| 3. Steve Young | 1993 | 462 | 314 | 68.0 | 4,023 | 29 | 16 | 80t | 101.5 | 3.5 |
| 4. Steve Young | 1994 | 461 | 324 | 70.3 | 3,969 | 35 | 10 | 69t | 112.8 | 2.2 |
| 5. Joe Montana | 1990 | 520 | 321 | 61.7 | 3,944 | 26 | 16 | 78t | 89.0 | 3.1 |
| 6. Joe Montana | 1983 | 515 | 332 | 64.5 | 3,910 | 26 | 12 | 77t | 94.6 | 2.3 |
| 7. Joe Montana | 1985 | 494 | 303 | 61.3 | 3,653 | 27 | 13 | 73 | 91.3 | 2.6 |
| 8. Steve DeBerg | 1979 | 578 | 347 | 60.0 | 3,652 | 17 | 21 | 50 | 73.1 | 3.6 |
| 9. Joe Montana | 1984 | 432 | 279 | 64.6 | 3,630 | 28 | 10 | 80t | 102.9 | 2.3 |
| 10. Joe Montana | 1981 | 488 | 311 | 63.7 | 3,565 | 19 | 12 | 78t | 88.4 | 2.5 |

Led NFL

Led Conference

MOST CONSECUTIVE COMPLETIONS

| Player | Game(s) | Cmp |
|----------------|--|-----|
| 1. Joe Montana | last 5 vs. Cle. (11/29/87) first 17 at GB (12/6/87) | 22 |
| 2. Steve Young | at Was. (11/24/96) | 19 |

CONSECUTIVE PASSES WITHOUT INTERCEPTION

| Player | Game(s) | Att |
|----------------|--|-----|
| 1. Alex Smith | 12 passes at Bal. (11/24/11) to 33 passes at Min. (9/23/12) | 249 |
| 2. Steve Young | 22 passes vs. Min. (10/3/93) to 12 passes at LA Rams (11/28/93) | 184 |
| 3. Joe Montana | 12 passes at Phi. (9/24/89) to 6 passes vs. GB (11/19/89) | 154 |

CONSECUTIVE GAMES WITH TOUCHDOWN PASS

| Player | Game(s) | Gms |
|-------------------------|---|-----------|
| 1. C. Kaepernick | at NO (10/17/13) to vs. Was. (11/23/14) | 18 |
| Steve Young | at Det. (10/9/94) to vs. StL (11/26/95) note: DNP in 5 games in 1995 | 18 |
| 3. Steve Young | vs. NYJ (9/6/98) to vs. StL (12/27/98) note: EQ on 11/8/98 | 15 |
| Jeff Garcia | at SD (12/3/00) to vs. Buf. (12/2/01) | 15 |

BEST QB RATING, Career

| Player | QB Rat |
|----------------------------|-------------|
| 1. Steve Young | 101.4 |
| 2. Joe Montana | 93.5 |
| 3. Jeff Garcia | 88.3 |
| 4. Colin Kaepernick | 88.0 |
| 5. Shaun Hill | 87.3 |
| 6. Tim Rattay | 81.6 |
| 7. Alex Smith | 79.1 |
| 8. John Brodie | 72.3 |
| 9. Y.A. Tittle | 70.0 |
| 10. Steve DeBerg | 63.1 |

(min. 500 attempts)

AVG Yds PER ATTEMPT, Career

| Player | Y/A |
|----------------------------|------------|
| 1. Steve Young | 8.2 |
| 2. Joe Montana | 7.6 |
| 3. Colin Kaepernick | 7.3 |
| 4. Y.A. Tittle | 7.3 |
| 5. John Brodie | 7.0 |

(min. 500 attempts)

MOST ATTEMPTS, Career

| Player | Att |
|----------------------------|--------------|
| 1. Joe Montana | 4,600 |
| 2. John Brodie | 4,491 |
| 3. Steve Young | 3,648 |
| 4. Jeff Garcia | 2,360 |
| 5. Y.A. Tittle | 2,194 |
| 6. Alex Smith | 2,177 |
| 7. Colin Kaepernick | 1,574 |
| 8. Steve DeBerg | 1,201 |
| 9. Steve Spurrier | 840 |
| 10. Frankie Albert | 601 |

MOST COMPLETIONS, Career

| Player | Comp |
|----------------------------|------------|
| 1. Joe Montana | 2,929 |
| 2. John Brodie | 2,469 |
| 3. Steve Young | 2,400 |
| 4. Jeff Garcia | 1,449 |
| 5. Alex Smith | 1,290 |
| 6. Y.A. Tittle | 1,226 |
| 7. Colin Kaepernick | 931 |
| 8. Steve DeBerg | 670 |
| 9. Steve Spurrier | 441 |
| 10. Tim Rattay | 356 |

MOST TD PASSES, Career

| Player | TD |
|----------------------------|-----------|
| 1. Joe Montana | 244 |
| 2. Steve Young | 221 |
| 3. John Brodie | 214 |
| 4. Jeff Garcia | 113 |
| 5. Y.A. Tittle | 108 |
| 6. Alex Smith | 81 |
| 7. Colin Kaepernick | 66 |
| 8. Steve DeBerg | 37 |
| 9. Steve Spurrier | 33 |
| 10. Frankie Albert | 27 |

MOST INTs, Career

| Player | INT |
|-------------------|-----|
| 1. John Brodie | 224 |
| 2. Y.A. Tittle | 134 |
| 3. Joe Montana | 123 |
| 4. Steve Young | 86 |
| 5. Alex Smith | 63 |
| 6. Steve DeBerg | 60 |
| 7. Jeff Garcia | 56 |
| 8. Steve Spurrier | 48 |
| 9. Frankie Albert | 43 |
| 10. Jim Plunkett | 30 |

BEST COMPLETION PCT., Career

| Player | Comp. % |
|----------------------------|-------------|
| 1. Steve Young | 65.8 |
| 2. Joe Montana | 63.7 |
| 3. Shaun Hill | 61.7 |
| 4. Jeff Garcia | 61.4 |
| 5. Tim Rattay | 60.8 |
| 6. Alex Smith | 59.3 |
| 7. Colin Kaepernick | 59.1 |
| 8. Y.A. Tittle | 55.9 |
| 9. Steve DeBerg | 55.8 |
| 10. John Brodie | 55.0 |

(min. 500 attempts)

ALL-TIME REGULAR SEASON PASSING

TOP SINGLE-GAME PASSING

MOST PASSING YARDS

| Player | Game | Yards |
|----------------|-----------------------|-------|
| 1. Joe Montana | at Atl. (10/14/90) | 476 |
| 2. Steve Young | at LA Rams (11/28/93) | 462 |
| 3. Joe Montana | at LA Rams (12/11/89) | 458 |
| 4. Steve Young | vs. Buf. (9/13/92) | 449 |
| 5. Joe Montana | at Was. (11/17/86) | 441 |

MOST ATTEMPTS

| Player | Game | Att |
|----------------|---------------------|-----|
| 1. Joe Montana | at Was. (11/17/86) | 60 |
| 2. Joe Montana | at Atl. (10/6/85) | 57 |
| Tim Rattay | vs. Arz. (10/10/04) | 57 |
| 4. Jeff Garcia | at Dal. (12/8/02) | 55 |
| 5. Jeff Garcia | at Car. (11/18/01) | 54 |
| Steve DeBerg | at Atl. (12/16/79) | 54 |
| John Brodie | at Chi. (11/13/66) | 54 |

MOST COMPLETIONS

| Player | Game | Comp |
|----------------|---------------------|------|
| 1. Tim Rattay | vs. Arz. (10/10/04) | 38 |
| 2. Joe Montana | at Atl. (10/6/85) | 37 |
| 3. Jeff Garcia | vs. Chi. (12/17/00) | 36 |
| Jeff Garcia | at Dal. (12/8/02) | 36 |
| 5. Jeff Garcia | at Car. (11/18/01) | 34 |
| Joe Montana | at Pit. (9/13/87) | 34 |

MOST TOUCHDOWN PASSES

| Player | Game | TD |
|----------------|--------------------|----|
| 1. Joe Montana | at Atl. (10/14/90) | 6 |
| 2. Joe Montana | at Phi. (9/24/89) | 5 |
| Joe Montana | at Atl. (10/6/85) | 5 |
| Steve Spurrier | at Chi. (11/19/72) | 5 |
| John Brodie | at Min. (11/28/65) | 5 |

MOST INTERCEPTIONS

| Player | Game | INT |
|-----------------|---------------------|-----|
| 1. John Brodie | at Det. (11/4/73) | 6 |
| 2. Steve DeBerg | at Dal. (10/12/80) | 5 |
| Scott Bull | vs. Pit. (11/27/78) | 5 |
| Tom Owen | at Cle. (12/1/74) | 5 |
| John Brodie | vs. Bal. (11/29/64) | 5 |
| Y.A. Tittle | vs. Bal. (12/5/59) | 5 |
| Y.A. Tittle | at Bal. (11/30/58) | 5 |
| Frankie Albert | vs. Pit. (12/7/52) | 5 |

HIGHEST COMPLETION PERCENTAGE (20+ ATTS)

| Player | Game | Pct. |
|----------------|----------------------------|------|
| 1. Steve Young | vs. Det. (10/20/91), 18-20 | 90.0 |
| 2. Steve Young | vs. NO (9/14/97), 18-21 | 85.7 |
| 3. John Brodie | vs. Atl. (9/29/68), 17-20 | 85.0 |
| 4. Joe Montana | vs. Atl. (9/25/83), 27-32 | 84.4 |

AVERAGE YARDS PER ATTEMPT (20+ ATTS)

| Player | Game | Y/A |
|----------------|------------------------|-------|
| 1. Steve Young | vs. Det. (12/19/93) | 15.39 |
| 2. Steve Young | vs. LA Rams (11/28/93) | 14.44 |
| 3. Steve Young | vs. Atl. (10/18/92) | 14.25 |
| 4. Steve Young | vs. Atl. (9/21/97) | 14.00 |

MOST ATTEMPTS, Season

| Player | Att |
|------------------------|-----|
| 1. Steve DeBerg (1979) | 578 |
| 2. Jeff Garcia (2000) | 561 |
| 3. Jeff Garcia (2002) | 528 |
| 4. Joe Montana (1990) | 520 |
| 5. Steve Young (1998) | 517 |

MOST COMPLETIONS, Season

| Player | Comp |
|------------------------|------|
| 1. Jeff Garcia (2000) | 355 |
| 2. Steve DeBerg (1979) | 347 |
| 3. Joe Montana (1983) | 332 |
| 4. Jeff Garcia (2002) | 328 |
| 5. Steve Young (1994) | 324 |

MOST TD PASSES, Season

| Player | TD |
|-----------------------|----|
| 1. Steve Young (1998) | 36 |
| 2. Steve Young (1994) | 35 |
| 3. Jeff Garcia (2001) | 32 |
| 4. Jeff Garcia (2000) | 31 |
| Joe Montana (1987) | 31 |

MOST INTs, Season

| Player | INT |
|--------------------------|-----|
| 1. Y.A. Tittle (1955) | 28 |
| 2. John Brodie (1971) | 24 |
| 3. Frankie Albert (1950) | 23 |
| 4. Steve DeBerg (1978) | 22 |
| John Brodie (1966) | 22 |

BEST COMP. PCT., Season

| Player | Pct |
|-----------------------|------|
| 1. Steve Young (1994) | 70.3 |
| 2. Joe Montana (1989) | 70.2 |
| 3. Steve Young (1993) | 68.0 |
| 4. Steve Young (1996) | 67.7 |
| 5. Steve Young (1997) | 67.7 |

BEST QB RATING, Season

| Player | Rat |
|-----------------------|-------|
| 1. Steve Young (1994) | 112.8 |
| 2. Joe Montana (1989) | 112.4 |
| 3. Steve Young (1992) | 107.0 |
| 4. Steve Young (1997) | 104.7 |
| 5. Joe Montana (1984) | 102.9 |

FEWEST INTs, Season

| Player | INT |
|-----------------------------------|-----|
| 1. Alex Smith (2011) | 5 |
| 2. Steve Young (1997) | 6 |
| Steve Young (1996) | 6 |
| 4. Steve Young (1992) | 7 |
| 5. Colin Kaepernick (2013) | 8 |
| Shaun Hill (2008) | 8 |
| Joe Montana (1989) | 8 |
| Steve Young (1991) | 8 |

AVG Yds PER ATTEMPT, Season

| Player | Pct |
|-----------------------|------|
| 1. John Brodie (1961) | 9.14 |
| 2. Joe Montana (1989) | 9.12 |
| 3. Steve Young (1991) | 9.02 |
| 4. Steve Young (1993) | 8.71 |
| 5. Steve Young (1992) | 8.62 |

49ERS QB WINS/LOSSES AS STARTER

| Player | Win | Loss | Ties | Pct |
|-------------------------|------------|------------|-----------|--------------|
| Joe Montana | 100 | 39 | | 0.719 |
| Steve Young | 91 | 33 | | 0.734 |
| John Brodie | 74 | 77 | 8 | 0.491 |
| Y.A. Tittle | 45 | 31 | 2 | 0.592 |
| Alex Smith | 38 | 36 | 1 | 0.513 |
| Jeff Garcia | 35 | 36 | | 0.493 |
| Colin Kaepernick | 27 | 27 | | 0.500 |
| Steve Spurrier | 13 | 12 | 1 | 0.519 |
| Frankie Albert | 13 | 16 | 1 | 0.448 |
| Jim Plunkett | 11 | 15 | | 0.423 |
| Shaun Hill | 10 | 6 | | 0.625 |
| Steve DeBerg | 7 | 28 | | 0.200 |
| Elvis Grbac | 6 | 3 | | 0.667 |
| Steve Bono | 5 | 1 | | 0.833 |
| George Mira | 4 | 2 | | 0.667 |
| Tom Owen | 4 | 4 | | 0.500 |
| Tim Rattay | 4 | 12 | | 0.250 |
| Jeff Kemp | 3 | 2 | 1 | 0.583 |
| Troy Smith | 3 | 3 | | 0.500 |
| Scott Bull | 3 | 4 | | 0.429 |
| Joe Reed | 3 | 4 | | 0.429 |
| Blaine Gabbert | 4 | 10 | | 0.286 |
| Matt Cavanaugh | 2 | 0 | | 1.000 |
| Norm Snead | 2 | 5 | | 0.286 |
| J.T. O'Sullivan | 2 | 6 | | 0.250 |
| Lamar McHan | 2 | 7 | | 0.222 |
| Ken Dorsey | 2 | 8 | | 0.200 |
| Bob Gagliano | 1 | 0 | | 1.000 |
| Jimmy Cason | 1 | 0 | | 1.000 |
| Jim Druckenmiller | 1 | 0 | | 1.000 |
| Ty Detmer | 1 | 0 | | 1.000 |
| Mike Moroski | 1 | 1 | | 0.500 |
| Jimmy Powers | 1 | 1 | | 0.500 |
| Earl Morrall | 1 | 3 | | 0.250 |
| Trent Difer | 1 | 5 | | 0.167 |
| Chris Weinke | 0 | 1 | | 0.000 |
| Bobby Waters | 0 | 2 | | 0.000 |
| Dennis Morrison | 0 | 2 | | 0.000 |
| Cody Pickett | 0 | 2 | | 0.000 |
| Steve Stenstrom | 0 | 3 | | 0.000 |
| | 521 | 448 | 14 | 0.538 |

300-YARD GAMES, Career

| Player | Games |
|----------------|-------|
| 1. Joe Montana | 35 |
| 2. Steve Young | 28 |
| 3. Jeff Garcia | 14 |
| 4. John Brodie | 6 |

300-YARD GAMES, Season

| Player | Games |
|-----------------------------------|-------|
| 1. Steve Young (1998) | 7 |
| 2. Jeff Garcia (2000) | 6 |
| 3. Steve Young (1994) | 5 |
| Joe Montana (1982, '85, '87, '90) | 5 |

STARTING QB YEARLY RECORDS

| Year | Player | Record as a Starter |
|------|-----------------|---------------------|
| 1950 | Frankie Albert | 3-9 |
| 1951 | Frankie Albert | 6-4-1 |
| | Y.A. Tittle | 1-0 |
| 1952 | Frankie Albert | 4-3 |
| | Y.A. Tittle | 3-2 |
| 1953 | Y.A. Tittle | 8-2 |
| | Jim Powers | 1-1 |
| 1954 | Y.A. Tittle | 6-4-1 |
| | Jim Cason | 1-0 |
| 1955 | Y.A. Tittle | 4-8 |
| 1956 | Y.A. Tittle | 4-3-1 |
| | Earl Morrall | 1-3 |
| 1957 | Y.A. Tittle | 7-4 |
| | John Brodie | 1-0 |
| 1958 | Y.A. Tittle | 3-3 |
| | John Brodie | 3-3 |
| 1959 | Y.A. Tittle | 6-4 |
| | John Brodie | 1-1 |
| 1960 | John Brodie | 4-4 |
| | Y.A. Tittle | 3-1 |
| 1961 | John Brodie | 7-6-1 |
| 1962 | John Brodie | 6-8 |
| 1963 | Lamar McHan | 2-7 |
| | John Brodie | 0-3 |
| | Bob Waters | 0-2 |
| 1964 | John Brodie | 3-9 |
| | George Mira | 1-1 |
| 1965 | John Brodie | 7-5-1 |
| | George Mira | 0-1 |
| 1966 | John Brodie | 5-6-2 |
| | George Mira | 1-0 |
| 1967 | John Brodie | 5-5 |
| | George Mira | 2-0 |
| | Steve Spurrier | 0-2 |
| 1968 | John Brodie | 7-6-1 |
| 1969 | John Brodie | 2-6-2 |
| | Steve Spurrier | 2-2 |
| 1970 | John Brodie | 10-3-1 |
| 1971 | John Brodie | 9-5 |
| 1972 | John Brodie | 2-3 |
| | Steve Spurrier | 6-2-1 |
| 1973 | John Brodie | 2-4 |
| | Steve Spurrier | 2-3 |
| | Joe Reed | 1-2 |
| 1974 | Tom Owen | 4-3 |
| | Joe Reed | 2-2 |
| | Dennis Morrison | 0-2 |
| | Norm Snead | 0-1 |
| 1975 | Norm Snead | 2-5 |
| | Steve Spurrier | 3-3 |
| | Tom Owen | 0-1 |
| 1976 | Jim Plunkett | 6-6 |
| | Scott Bull | 2-0 |
| 1977 | Jim Plunkett | 5-9 |
| 1978 | Steve DeBerg | 1-10 |
| | Scott Bull | 1-4 |
| 1979 | Steve DeBerg | 2-13 |
| | Joe Montana | 0-1 |
| 1980 | Steve DeBerg | 4-5 |
| | Joe Montana | 2-5 |
| 1981 | Joe Montana | 13-3 |
| 1982 | Joe Montana | 3-6 |
| 1983 | Joe Montana | 10-6 |
| 1984 | Joe Montana | 14-1 |
| | Matt Cavanaugh | 1-0 |
| 1985 | Joe Montana | 9-6 |
| | Matt Cavanaugh | 1-0 |

| Year | Player | Record as a Starter |
|------|-------------------|---------------------|
| 1986 | Joe Montana | 6-2 |
| | Jeff Kemp | 3-2-1 |
| | Mike Moroski | 1-1 |
| 1987 | Joe Montana | 10-1 |
| | Steve Young | 2-1 |
| | Bob Gagliano | 1-0 |
| 1988 | Joe Montana | 8-5 |
| | Steve Young | 2-1 |
| 1989 | Joe Montana | 11-2 |
| | Steve Young | 3-0 |
| 1990 | Joe Montana | 14-1 |
| | Steve Young | 0-1 |
| 1991 | Steve Young | 5-5 |
| | Steve Bono | 5-1 |
| 1992 | Steve Young | 14-2 |
| 1993 | Steve Young | 10-6 |
| 1994 | Steve Young | 13-3 |
| 1995 | Steve Young | 8-3 |
| | Elvis Grbac | 3-2 |
| 1996 | Steve Young | 9-3 |
| | Elvis Grbac | 3-1 |
| 1997 | Steve Young | 12-3 |
| | Jim Druckenmiller | 1-0 |
| 1998 | Steve Young | 11-4 |
| | Ty Detmer | 1-0 |
| 1999 | Jeff Garcia | 2-8 |
| | Steve Young | 2-1 |
| | Steve Stenstrom | 0-3 |
| 2000 | Jeff Garcia | 6-10 |
| 2001 | Jeff Garcia | 12-4 |
| 2002 | Jeff Garcia | 10-6 |
| 2003 | Jeff Garcia | 5-8 |
| | Tim Rattay | 2-1 |
| 2004 | Tim Rattay | 1-8 |
| | Ken Dorsey | 1-6 |
| 2005 | Alex Smith | 2-5 |
| | Tim Rattay | 1-3 |
| | Ken Dorsey | 1-2 |
| | Cody Pickett | 0-2 |
| 2006 | Alex Smith | 7-9 |
| 2007 | Alex Smith | 2-5 |
| | Trent Dilfer | 1-5 |
| | Shaun Hill | 2-0 |
| | Chris Weinke | 0-1 |
| 2008 | Shaun Hill | 5-3 |
| | J.T. O'Sullivan | 2-6 |
| 2009 | Alex Smith | 5-5 |
| | Shaun Hill | 3-3 |
| 2010 | Alex Smith | 3-7 |
| | Troy Smith | 3-3 |
| 2011 | Alex Smith | 13-3 |
| 2012 | Alex Smith | 6-2-1 |
| | Colin Kaepernick | 5-2 |
| 2013 | Colin Kaepernick | 12-4 |
| 2014 | Colin Kaepernick | 8-8 |
| 2015 | Blaine Gabbert | 3-5 |
| | Colin Kaepernick | 2-6 |
| 2016 | Blaine Gabbert | 1-4 |
| | Colin Kaepernick | 0-7 |

ALL-TIME REGULAR SEASON RUSHING

ALL-TIME LEADING RUSHERS (BY YARDS)

| Player | Years | Gms | Att | Yards | Avg | Lg | TD |
|---|---------------------|-----------|------------|--------------|------------|------------|-----------|
| 1. Frank Gore | 2005–2014 (10) | 148 | 2,442 | 11,073 | 4.5 | 80t | 64 |
| 2. Joe Perry | 1950–1960, '63 (12) | 131 | 1,475 | 7,344 + | 5.0 | 78t | 50 |
| 3. Roger Craig | 1983–1990 *8) | 121 | 1,686 | 7,064 | 4.2 | 71 | 50 |
| 4. Ken Willard | 1965–1973 (9) | 125 | 1,582 | 5,930 | 3.7 | 69t | 45 |
| 5. Garrison Hearst | 1997–2003 (7) | 73 | 1,189 | 5,535 | 4.7 | 96t | 26 |
| 6. J.D. Smith | 1956–1964 (9) | 97 | 1,007 | 4,370 | 4.3 | 80t | 37 |
| 7. Hugh McElhenny | 1952–1960 (9) | 97 | 877 | 4,288 | 4.9 | 89t | 35 |
| 8. Kevan Barlow | 2001–2005 (5) | 72 | 891 | 3,614 | 4.1 | 78t | 24 |
| 9. Steve Young (QB) | 1987–1999 (13) | 150 | 608 | 3,581 | 5.9 | 49t | 37 |
| 10. Wendell Tyler | 1983–1986 (4) | 48 | 624 | 3,112 | 5.0 | 40 | 17 |
| 11. Delvin Williams | 1974–1977 (4) | 54 | 669 | 2,966 | 4.4 | 80t | 20 |
| 12. Wilbur Jackson | 1974–1979 (6) | 72 | 745 | 2,955 | 4.0 | 80 | 10 |
| 13. Ricky Watters | 1992–1994 (3) | 43 | 653 | 2,840 | 4.3 | 43 | 25 |
| 14. Charlie Garner | 1999–2000 (2) | 32 | 499 | 2,371 | 4.8 | 53 | 11 |
| 15. Colin Kaepernick (QB) 2011–* (6) | | 65 | 358 | 2,225 | 6.2 | 90t | 12 |
| 16. Tom Rathman | 1986–1993 (8) | 115 | 516 | 1,902 | 3.7 | 35 | 26 |
| 17. Vic Washington | 1971–1973 (3) | 40 | 483 | 1,813 | 3.8 | 42 | 14 |
| 18. Paul Hofer | 1976–1981 (6) | 77 | 416 | 1,746 | 4.2 | 47 | 16 |
| 19. Larry Schreiber | 1971–1975 (5) | 60 | 502 | 1,734 | 3.5 | 23 | 10 |
| 20. Joe Montana (QB) | 1979–1992 (14) | 167 | 414 | 1,595 | 3.9 | 21 | 20 |

+ does not include AAFC Statistics

MOST RUSHING YARDS IN SINGLE SEASON

| Player | Year | Att | Yards | Avg | Lg | TD |
|--------------------|------|------------|--------------|------------|------------|-----------|
| 1. Frank Gore | 2006 | 312 | 1,695 | 5.4 | 72 | 8 |
| 2. Garrison Hearst | 1998 | 310 | 1,570 | 5.1 | 96t | 7 |
| 3. Roger Craig | 1988 | 310 | 1,502 | 4.8 | 46t | 9 |
| 4. Wendell Tyler | 1984 | 246 | 1,262 | 5.1 | 40 | 7 |
| 5. Charlie Garner | 1999 | 241 | 1,229 | 5.1 | 53 | 4 |
| 6. Frank Gore | 2012 | 258 | 1,214 | 4.7 | 37 | 8 |
| 7. Frank Gore | 2011 | 282 | 1,211 | 4.3 | 55 | 8 |
| 8. Garrison Hearst | 2001 | 252 | 1,206 | 4.8 | 43t | 4 |
| 9. Delvin Williams | 1976 | 248 | 1,203 | 4.9 | 80t | 7 |
| 10. Charlie Garner | 2000 | 258 | 1,142 | 4.4 | 42 | 7 |
| 11. Frank Gore | 2013 | 276 | 1,128 | 4.1 | 51 | 9 |
| 12. Frank Gore | 2009 | 229 | 1,120 | 4.9 | 80t | 10 |
| 13. Frank Gore | 2013 | 255 | 1,106 | 4.3 | 55t | 4 |
| 13. Frank Gore | 2007 | 260 | 1,102 | 4.2 | 43t | 5 |
| 14. Roger Craig | 1989 | 271 | 1,054 | 3.9 | 27 | 6 |
| 15. Roger Craig | 1985 | 214 | 1,050 | 4.9 | 62t | 9 |
| 16. Joe Perry | 1954 | 173 | 1,049 | 6.1 | 58 | 8 |
| 17. Frank Gore | 2008 | 240 | 1,036 | 4.3 | 41t | 6 |
| J.D. Smith | 1959 | 207 | 1,036 | 5.0 | 73t | 10 |

Led NFL

Led Conference

MOST ATTEMPTS, Career

| Player | Att |
|--------------------------|-------|
| 1. Frank Gore..... | 2,442 |
| 2. Roger Craig..... | 1,686 |
| 3. Ken Willard..... | 1,582 |
| 4. Joe Perry..... | 1,475 |
| 5. Garrison Hearst..... | 1,189 |
| 6. J.D. Smith..... | 1,007 |
| 7. Kevan Barlow..... | 891 |
| 8. Hugh McElhenny..... | 877 |
| 9. Wilbur Jackson..... | 745 |
| 10. Delvin Williams..... | 669 |

MOST TOUCHDOWNS, Career

| Player | TD |
|-------------------------|----|
| 1. Frank Gore..... | 64 |
| 2. Roger Craig..... | 50 |
| Joe Perry..... | 50 |
| 4. Ken Willard..... | 45 |
| 5. J.D. Smith..... | 37 |
| Steve Young (QB)..... | 37 |
| 7. Hugh McElhenny..... | 35 |
| 8. Garrison Hearst..... | 26 |
| 9. Tom Rathman..... | 26 |
| 10. Ricky Watters..... | 25 |

HIGHEST RUSHING AVG., Career

| Player | Avg |
|--------------------------------------|-------------|
| 1. Colin Kaepernick (QB)..... | 6.21 |
| 2. Steve Young (QB)..... | 5.89 |
| 3. Wendell Tyler..... | 4.99 |
| 4. Joe Perry..... | 4.98 |
| 5. Jeff Garcia (QB)..... | 4.94 |
| 6. Hugh McElhenny..... | 4.89 |
| 7. Charlie Garner..... | 4.75 |
| 8. Garrison Hearst..... | 4.66 |
| 9. Frank Gore..... | 4.53 |
| 10. Delvin Williams..... | 4.43 |

(min. 300 attempts)

100-YARD GAMES, Career

| Player | Games |
|-------------------------|-------|
| 1. Frank Gore..... | 39 |
| 2. Joe Perry..... | 20 |
| 3. Garrison Hearst..... | 16 |
| 4. Roger Craig..... | 14 |
| 5. J.D. Smith..... | 12 |
| Hugh McElhenny..... | 12 |

1,000-YD SEASONS, Career

| Player | Seasons |
|-------------------------|---------|
| 1. Frank Gore..... | 8 |
| 2. Garrison Hearst..... | 3 |
| Roger Craig..... | 3 |
| 4. Charlie Garner..... | 2 |
| Joe Perry..... | 2 |

CONSECUTIVE 1,000-YD SEASONS

| Player | Seasons |
|----------------------------------|---------|
| 1. Frank Gore (2011–14)..... | 4 |
| Frank Gore (2006–09)..... | 4 |
| 3. Charlie Garner (1999–00)..... | 2 |
| Garrison Hearst (1997–98)..... | 2 |
| Roger Craig (1988–89)..... | 2 |
| Joe Perry (1953–54)..... | 2 |

ALL-TIME REGULAR SEASON RUSHING

TOP SINGLE-GAME RUSHING

MOST RUSHING YARDS

| Player | Game | Yards |
|--------------------|---------------------|-------|
| 1. Frank Gore | vs. Sea. (11/19/06) | 212 |
| 2. Frank Gore | vs. Sea. (9/20/09) | 207 |
| 3. Charlie Garner | at Dal. (9/24/00) | 201 |
| 4. Garrison Hearst | vs. Det. (12/14/98) | 198 |
| 5. Delvin Williams | at StL (10/31/76) | 194 |

MOST RUSHING ATTEMPTS

| Player | Game | Att |
|-------------------|---------------------|-----|
| 1. Charlie Garner | at Dal. (9/24/00) | 36 |
| 2. Maurice Hicks | at Arz. (12/12/04) | 34 |
| Delvin Williams | at StL (10/31/76) | 34 |
| 4. Frank Gore | vs. Cle. (10/30/11) | 31 |
| Frank Gore | at Den. (12/31/06) | 31 |
| Garrison Hearst | vs. Sea. (12/1/02) | 31 |
| J.D. Smith | at Bal. (10/7/62) | 31 |
| J.D. Smith | at Chi. (10/14/62) | 31 |

MOST RUSHING TOUCHDOWNS

| Player | Game | TD |
|----------------------|--------------------|----|
| 1. Billy Kilmer (QB) | at Min. (10/15/61) | 4 |

HIGHEST RUSHING AVERAGE (10+ ATTEMPTS)

| Player | Game | Avg |
|-------------------|--------------------|------|
| 1. Joe Perry | vs. Det. (11/2/58) | 13.4 |
| 2. Frank Gore | vs. Sea. (9/20/09) | 12.9 |
| 3. Wilbur Jackson | vs. NO (11/27/77) | 11.9 |
| 4. Hugh McElhenny | at Chi. (10/17/54) | 11.4 |
| 5. Maurice Hicks | at StL (12/24/05) | 10.9 |

MOST CONSECUTIVE 100-YARD RUSHING GAMES

| Player | Game(s) | Games |
|--------------------|--|-------|
| 1. Frank Gore | at Phi. (10/2/11) to at Was. (11/6/11) | 5 |
| 2. Garrison Hearst | vs. NYG (11/30/98) to at NE (12/20/98) | 4 |
| 3. Frank Gore | vs. Oak. (10/17/10) to vs. Den. (10/31/10) | 3 |
| Frank Gore | at Det. (11/12/06) to at StL (11/26/06) | 3 |
| J.D. Smith | at Bal. (10/7/62) to at GB (10/21/62) | 3 |
| Billy Kilmer (QB) | at Det. (10/1/61) to at Min. (10/15/61) | 3 |

MOST RUSHING ATTEMPTS, Season

| Player | Att |
|------------------------|-----|
| 1. Frank Gore (2006) | 312 |
| 2. Roger Craig (1988) | 310 |
| Garrison Hearst (1998) | 310 |
| 4. Frank Gore (2011) | 282 |
| 5. Frank Gore (2013) | 276 |

MOST RUSHING TOUCHDOWNS, Season

| Player | TD |
|-------------------------|----|
| 1. Frank Gore (2009) | 10 |
| Derek Loville (1995) | 10 |
| Ricky Watters (1993) | 10 |
| Billy Kilmer, QB (1961) | 10 |
| J.D. Smith (1959) | 10 |
| Joe Perry (1953) | 10 |

HIGHEST RUSHING AVG., Season

| Player | Avg |
|---------------------------|------|
| 1. Hugh McElhenny (1952) | 6.98 |
| 2. Joe Perry (1958) | 6.06 |
| 3. Joe Perry (1954) | 6.06 |
| 4. Frank Gore (2006) | 5.43 |
| 5. Delvin Williams (1975) | 5.39 |

MOST 100-YARD RUSHING GAMES, Season

| Player | Games |
|---------------------------|-------|
| 1. Frank Gore (2006) | 9 |
| 2. Roger Craig (1988) | 7 |
| 3. Garrison Hearst (1998) | 6 |
| 4. Frank Gore (2011) | 5 |
| Frank Gore (2009) | 5 |
| J.D. Smith (1959) | 5 |
| Joe Perry (1953) | 5 |

MOST CONSECUTIVE GAMES WITH A RUSHING TD

| Player | Game(s) | Games |
|-------------------|---|-------|
| 1. Joe Perry | at GB (11/22/53) to at GB (10/10/54) | 7 |
| 2. Hugh McElhenny | vs. Was. (9/26/54) to vs. Det. (10/24/54) | 5 |

ALL-TIME REGULAR SEASON RECEIVING

ALL-TIME LEADING RECEIVERS (BY RECEPTIONS)

| Player | Years | Gms | Rec | Yards | Avg | Lg | TD |
|----------------------|----------------|-----|-------|--------|------|-----|-----|
| 1. Jerry Rice | 1985–2000 (16) | 238 | 1,281 | 19,247 | 15.0 | 96t | 176 |
| 2. Terrell Owens | 1996–2003 (8) | 121 | 592 | 8,572 | 14.5 | 79t | 81 |
| 3. Roger Craig (RB) | 1983–1990 (8) | 121 | 508 | 4,442 | 8.7 | 73 | 16 |
| 4. Dwight Clark | 1979–1987 (9) | 134 | 506 | 6,750 | 13.3 | 80t | 48 |
| 5. Vernon Davis (TE) | 2006–2015 (10) | 139 | 441 | 5,640 | 12.9 | 73t | 55 |
| 6. Brent Jones (TE) | 1987–1997 (11) | 143 | 417 | 5,195 | 12.5 | 69t | 33 |
| 7. Billy Wilson | 1951–1960 (10) | 100 | 407 | 5,902 | 14.5 | 77t | 49 |
| 8. Gene Washington | 1969–1977 (9) | 124 | 371 | 6,664 | 18.0 | 79t | 59 |
| 9. John Taylor | 1987–1995 (9) | 121 | 347 | 5,598 | 16.1 | 97t | 43 |
| 10. Frank Gore (RB) | 2005–2014 (10) | 148 | 342 | 2,883 | 8.4 | 55t | 11 |
| 11. J.J. Stokes | 1995–2002 (8) | 111 | 327 | 4,139 | 12.7 | 53 | 30 |
| 12. Michael Crabtree | 2009–2014 (6) | 79 | 347 | 4,327 | 12.5 | 60t | 26 |
| 13. Freddie Solomon | 1978–1985 (8) | 114 | 310 | 4,873 | 15.7 | 93t | 43 |
| 14. Tom Rathman | 1986–1993 (8) | 115 | 294 | 2,490 | 8.5 | 36 | 8 |
| 15. Bernie Casey | 1961–1966 (6) | 79 | 277 | 4,008 | 14.5 | 68t | 27 |
| 16. Ken Willard (RB) | 1965–1973 (9) | 125 | 273 | 2,156 | 7.9 | 62 | 16 |
| 17. Gordie Soltau | 1950–1958 (9) | 107 | 249 | 3,487 | 14.0 | 54t | 25 |
| 18. Anquan Boldin | 2013–2015 (3) | 46 | 237 | 3,030 | 12.8 | 76t | 16 |
| 19. Earl Cooper | 1980–1985 (6) | 88 | 213 | 1,908 | 9.0 | 73t | 12 |
| 20. Dave Parks | 1964–1967 (4) | 50 | 208 | 3,334 | 16.0 | 83t | 27 |

MOST RECEPTIONS IN SINGLE SEASON

| Player | Year | Rec | Yards | Avg | Lg | TD |
|------------------------|------|-----|-------|------|-----|----|
| 1. Jerry Rice | 1995 | 122 | 1,848 | 15.1 | 81t | 15 |
| 2. Jerry Rice | 1994 | 112 | 1,499 | 13.4 | 69t | 13 |
| 3. Jerry Rice | 1996 | 108 | 1,254 | 11.6 | 39 | 8 |
| 4. Terrell Owens | 2002 | 100 | 1,300 | 13.0 | 76t | 13 |
| Jerry Rice | 1990 | 100 | 1,502 | 15.0 | 64t | 13 |
| 6. Jerry Rice | 1993 | 98 | 1,503 | 15.3 | 80t | 15 |
| 7. Terrell Owens | 2000 | 97 | 1,451 | 15.0 | 69t | 13 |
| 8. Terrell Owens | 2001 | 93 | 1,412 | 15.2 | 60t | 16 |
| 9. Roger Craig | 1985 | 92 | 1,016 | 11.0 | 73 | 6 |
| 10. Derek Loville (RB) | 1995 | 87 | 662 | 7.6 | 31 | 3 |
| 11. Jerry Rice | 1986 | 86 | 1,570 | 18.3 | 66t | 15 |
| 12. Anquan Boldin | 2013 | 85 | 1,179 | 13.9 | 63 | 7 |
| Michael Crabtree | 2012 | 85 | 1,105 | 13.0 | 49t | 9 |
| Dwight Clark | 1981 | 85 | 1,105 | 13.0 | 78t | 4 |
| 15. Jerry Rice | 1992 | 84 | 1,201 | 14.3 | 80t | 10 |
| 16. Anquan Boldin | 2014 | 83 | 1,062 | 12.8 | 76t | 5 |
| Earl Cooper | 1980 | 83 | 567 | 6.8 | 66t | 4 |
| 17. Eric Johnson | 2004 | 82 | 825 | 10.1 | 25 | 2 |
| Jerry Rice | 1998 | 82 | 1,157 | 14.1 | 75t | 9 |
| Jerry Rice | 1989 | 82 | 1,483 | 18.1 | 68t | 17 |
| Dwight Clark | 1980 | 82 | 991 | 12.1 | 71t | 8 |

MOST RECEIVING YARDS, Career

| Player | Yds |
|----------------------|--------|
| 1. Jerry Rice | 19,247 |
| 2. Terrell Owens | 8,572 |
| 3. Dwight Clark | 6,750 |
| 4. Gene Washington | 6,664 |
| 5. Billy Wilson | 5,902 |
| 6. John Taylor | 5,598 |
| 7. Vernon Davis (TE) | 5,616 |
| 8. Brent Jones (TE) | 5,640 |
| 9. Freddie Solomon | 4,873 |
| 10. Roger Craig (RB) | 4,442 |

MOST TOUCHDOWNS, Career

| Player | TD |
|----------------------|-----|
| 1. Jerry Rice | 176 |
| 2. Terrell Owens | 81 |
| 3. Gene Washington | 59 |
| 4. Vernon Davis (TE) | 55 |
| 5. Billy Wilson | 49 |
| 6. Dwight Clark | 48 |
| 7. Freddie Solomon | 43 |
| John Taylor | 43 |
| 9. Brent Jones (TE) | 33 |
| 10. J.J. Stokes | 30 |

BEST RECEIVING AVG., Career

| Player | Avg |
|--------------------|------|
| 1. Gene Washington | 18.0 |
| 2. John Taylor | 16.1 |
| 3. Dave Parks | 16.0 |
| 4. Freddie Solomon | 15.7 |
| 5. Jerry Rice | 15.0 |

(min. 200 receipts.)

100-YARD GAMES, Career

| Player | Games |
|--------------------|-------|
| 1. Jerry Rice | 66 |
| 2. Terrell Owens | 25 |
| 3. Gene Washington | 17 |
| 4. Dwight Clark | 16 |
| 5. John Taylor | 12 |

1,000-YD SEASONS, Career

| Player | Seasons |
|------------------|---------|
| 1. Jerry Rice | 12 |
| 2. Terrell Owens | 5 |
| 3. Anquan Boldin | 2 |
| John Taylor | 2 |

Led NFL

Led Conference

ALL-TIME REGULAR SEASON RECEIVING

TOP SINGLE-GAME RECEIVING

MOST RECEIVING YARDS

| Player | Game | Yards |
|-------------------|-----------------------|-------|
| 1. Jerry Rice | vs. Min. (12/18/95) | 289 |
| 2. John Taylor | at LA Rams (12/11/89) | 286 |
| 3. Terrell Owens | vs. Chi. (12/17/00) | 283 |
| 4. Jerry Rice | vs. LA Rams (12/9/85) | 241 |
| 5. Dave Parks | at Bal. (10/3/65) | 231 |
| 6. Jerry Rice | at Atl. (10/14/90) | 225 |
| Bernie Casey | at Chi. (11/13/66) | 225 |
| 8. Anquan Boldin | vs. GB (9/8/13) | 208 |
| 9. Jerry Rice | at Was. (11/17/86) | 204 |
| 10. Gordie Soltau | at NYG (11/9/52) | 196 |

MOST RECEPTIONS

| Player | Game | Rec |
|------------------|------------------------|-----|
| 1. Terrell Owens | vs. Chi. (12/17/00) | 20 |
| 2. Jerry Rice | vs. LA Rams (11/20/94) | 16 |
| 3. Jerry Rice | vs. Min. (12/18/95) | 14 |
| 4. Anquan Boldin | vs. GB (9/8/13) | 13 |
| Eric Johnson | vs. Arz. (10/10/04) | 13 |
| Terrell Owens | vs. Phi. (11/25/02) | 13 |
| Jerry Rice | at Atl. (10/14/90) | 13 |

MOST RECEIVING TOUCHDOWNS

| Player | Game | TD |
|----------------------------------|--------------------|----|
| 1. Jerry Rice | at Atl. (10/14/90) | 5 |
| 2. Jerry Rice | at TB (11/14/93) | 4 |
| 3. (17 times) Last: Vernon Davis | at Hou. (10/25/09) | 3 |

RECEIVING AVERAGE (5+ ATTEMPTS)

| Player | Game | Avg |
|--------------------|---------------------------|------|
| 1. John Taylor | at Atl. (12/3/89), 5-162 | 32.4 |
| 2. Jerry Rice | at Dal. (11/12/95), 5-161 | 32.2 |
| 3. Gene Washington | vs. NE (10/31/71), 5-160 | 32.0 |
| 4. Jerry Rice | at GB (11/4/90), 6-187 | 31.2 |
| 5. Billy Wilson | at Bal. (12/2/56), 5-148 | 29.6 |

MOST CONSECUTIVE GAMES WITH A RECEPTION

| Player | Game(s) | Games |
|------------------|--------------------------|-------|
| 1. Jerry Rice | (12/9/85) to (12/23/00) | 225* |
| 2. Terrell Owens | (10/20/96) to (12/21/03) | 115 |
| 3. Dwight Clark | (9/14/80) to (9/13/87) | 105 |

* NFL Record (streak extended to 274 in '04 as member of Raiders)

MOST RECEIVING TOUCHDOWNS, Season

| Player | TD |
|--|----|
| 1. Jerry Rice (1987) | 22 |
| 2. Jerry Rice (1989) | 17 |
| 3. Terrell Owens (2001) | 16 |
| 4. Jerry Rice (1995) | 15 |
| Jerry Rice (1993) | 15 |
| Jerry Rice (1986) | 15 |
| 7. Terrell Owens (1998) | 14 |
| Jerry Rice (1991) | 14 |
| 9. (6 times) Last: Vernon Davis (2013) | 13 |

MOST RECEIVING YARDS, Season

| Player | Yards |
|-------------------------|-------|
| 1. Jerry Rice (1995) | 1,848 |
| 2. Jerry Rice (1986) | 1,570 |
| 3. Jerry Rice (1993) | 1,503 |
| 4. Jerry Rice (1990) | 1,502 |
| 5. Jerry Rice (1994) | 1,499 |
| 6. Jerry Rice (1989) | 1,483 |
| 7. Terrell Owens (2000) | 1,451 |
| 8. Terrell Owens (2001) | 1,412 |
| 9. Dave Parks (1965) | 1,344 |
| 10. Jerry Rice (1988) | 1,306 |

CONSECUTIVE GAMES WITH A TOUCHDOWN RECEPTION

| Player | Games |
|--|-------|
| 1. Jerry Rice (12/19/86 to 12/27/87) | 13 |
| 2. Terrell Owens (11/8/98 to 12/27/98) | 8 |
| Jerry Rice (12/8/89 to 11/27/89) | 8 |
| Dave Parks (11/7/65 to 9/11/66) | 8 |

BEST RECEIVING AVERAGE, Season

| Player | Avg |
|---------------------------|------|
| 1. Freddie Solomon (1983) | 21.4 |
| 2. Gene Washington (1974) | 21.2 |
| 3. Gene Washington (1970) | 20.8 |
| 4. Jerry Rice (1988) | 20.4 |
| 5. Torrey Smith (2015) | 20.1 |

(min. 25 receptions)

MOST 100-YARD RECEIVING GAMES, Season

| Player | Games |
|-------------------------|-------|
| 1. Jerry Rice (1995) | 9 |
| 2. Jerry Rice (1989) | 8 |
| 3. Jerry Rice (1990) | 7 |
| 4. Terrell Owens (2001) | 6 |
| Dwight Clark (1982) | 6 |

CONSECUTIVE 100-YARD RECEIVING GAMES

| Player | Games |
|--------------------------------------|-------|
| 1. Jerry Rice (10/29/95 to 11/20/95) | 4 |
| 2. Jerry Rice (12/10/95 to 12/24/95) | 3 |
| Jerry Rice (9/10/89 to 9/24/89) | 3 |
| Jerry Rice (9/11/88 to 9/25/88) | 3 |
| Jerry Rice (11/15/87 to 11/29/87) | 3 |
| Dwight Clark (12/11/82 to 12/26/82) | 3 |
| Dwight Clark (9/12/82 to 11/21/82) | 3 |

ALL-TIME REGULAR SEASON SCRIMMAGE YARDS

ALL-TIME LEADERS IN TOTAL YARDS FROM SCRIMMAGE

| Player | Years | Gms | Touches | Yards | Avg | Yds/Gm | TD |
|---------------------------|---------------------|-----|---------|--------|------|--------|-----|
| 1. Jerry Rice (WR) | 1985–2000 (16) | 238 | 1,365 | 19,872 | 14.6 | 83.5 | 186 |
| 2. Frank Gore (RB) | 2005–2014 (10) | 148 | 2,784 | 13,956 | 5.0 | 94.3 | 75 |
| 3. Roger Craig (RB) | 1983–1990 (8) | 121 | 2,194 | 11,506 | 5.2 | 95.1 | 66 |
| 4. Terrell Owens (WR) | 1996–2003 (8) | 121 | 613 | 8,734 | 14.2 | 72.2 | 83 |
| 5. Joe Perry (RB) | 1950–1960, '63 (12) | 131 | 1,660 | 8,624 | 5.2 | 65.8 | 57 |
| 6. Ken Willard (RB) | 1965–1973 (9) | 125 | 1,855 | 8,086 | 4.4 | 64.7 | 61 |
| 7. Garrison Hearst (RB) | 1997–2003 (7) | 73 | 1,363 | 7,139 | 5.2 | 97.8 | 33 |
| 8. Hugh McElhenny (HB) | 1952–1960 (9) | 97 | 1,072 | 6,954 | 6.5 | 71.7 | 50 |
| 9. Dwight Clark (WR) | 1979–1987 (9) | 134 | 512 | 6,800 | 13.3 | 50.7 | 48 |
| 10. Gene Washington (WR) | 1969–1977 (9) | 124 | 376 | 6,663 | 17.7 | 53.7 | 59 |
| 11. Billy Wilson (E) | 1951–1960 (10) | 100 | 407 | 5,902 | 14.5 | 59.0 | 49 |
| 12. Vernon Davis (TE) | 2006–2015 (10) | 139 | 447 | 5,655 | 12.7 | 40.7 | 55 |
| 13. John Taylor (WR) | 1987–1995 (9) | 121 | 353 | 5,629 | 15.9 | 46.5 | 43 |
| 14. J.D. Smith (HB) | 1956–1964 (9) | 97 | 1,128 | 5,479 | 4.9 | 56.5 | 42 |
| 15. Freddie Solomon (WR) | 1978–1985 (8) | 114 | 357 | 5,202 | 14.6 | 45.6 | 46 |
| 16. Brent Jones (TE) | 1987–1997 (11) | 143 | 417 | 5,195 | 12.5 | 36.3 | 33 |
| 17. Kevan Barlow (RB) | 2001–2005 (5) | 72 | 1,028 | 4,757 | 4.6 | 66.1 | 27 |
| 18. Tom Rathman (RB) | 1986–1993 (8) | 115 | 810 | 4,392 | 5.4 | 38.2 | 34 |
| 19. Michael Crabtree (WR) | 2009–2014 (6) | 79 | 350 | 4,345 | 12.4 | 55.0 | 26 |
| 20. Ricky Watters (RB) | 1992–1994 (3) | 43 | 793 | 4,290 | 5.4 | 99.8 | 33 |

MOST TOTAL YARDS FROM SCRIMMAGE IN SINGLE SEASON

| Player | Year | Touches | Yards | Avg | Yds/Gm | TD |
|---------------------|------|---------|-------|------|--------|----|
| 1. Frank Gore | 2006 | 373 | 2,180 | 5.8 | 136.3 | 9 |
| 2. Garrison Hearst | 1998 | 349 | 2,105 | 6.0 | 131.6 | 9 |
| 3. Roger Craig | 1985 | 306 | 2,066 | 6.8 | 129.1 | 15 |
| 4. Roger Craig | 1988 | 386 | 2,036 | 5.3 | 127.3 | 10 |
| 5. Jerry Rice | 1995 | 127 | 1,884 | 14.8 | 117.8 | 16 |
| 6. Charlie Garner | 2000 | 326 | 1,789 | 5.5 | 111.8 | 10 |
| 7. Charlie Garner | 1999 | 297 | 1,764 | 5.9 | 110.3 | 6 |
| 8. Jerry Rice | 1986 | 96 | 1,642 | 17.1 | 102.6 | 16 |
| 9. Ricky Watters | 1994 | 305 | 1,596 | 5.2 | 99.8 | 11 |
| 10. Jerry Rice | 1994 | 119 | 1,592 | 13.4 | 99.5 | 15 |
| 11. Jerry Rice | 1993 | 101 | 1,572 | 15.6 | 98.3 | 16 |
| 12. Garrison Hearst | 2001 | 293 | 1,553 | 5.3 | 97.1 | 5 |
| 13. Frank Gore | 2007 | 313 | 1,538 | 4.9 | 102.5 | 6 |
| 14. Roger Craig | 1989 | 320 | 1,527 | 4.8 | 95.4 | 7 |
| 15. Frank Gore | 2009 | 281 | 1,526 | 5.4 | 109.0 | 13 |

Led NFL

Led Conference

MOST TOUCHES, Career

| Player | Touches |
|-------------------------|---------|
| 1. Frank Gore..... | 2,784 |
| 2. Roger Craig..... | 2,194 |
| 3. Ken Willard..... | 1,855 |
| 4. Joe Perry..... | 1,660 |
| 5. Jerry Rice..... | 1,365 |
| 6. Garrison Hearst..... | 1,363 |
| 7. J.D. Smith..... | 1,128 |
| 8. Hugh McElhenny..... | 1,072 |
| 9. Kevan Barlow..... | 1,028 |
| 10. Wilbur Jackson..... | 893 |

BEST YARDS PER TOUCH, Career

| Player | Avg |
|-------------------------|------|
| 1. Jerry Rice..... | 14.6 |
| 2. Hugh McElhenny..... | 6.5 |
| 3. Tom Rathman..... | 5.4 |
| 4. Ricky Watters..... | 5.4 |
| 5. Roger Craig..... | 5.2 |
| 6. Garrison Hearst..... | 5.2 |
| 7. Joe Perry..... | 5.2 |
| 8. Delvin Williams..... | 5.1 |
| 9. Frank Gore..... | 5.0 |
| 10. J.D. Smith..... | 4.9 |

(min. 750 touches)

MOST TOUCHES, Season

| Player | Touches |
|--------------------------------|---------|
| 1. Roger Craig (1988)..... | 386 |
| 2. Frank Gore (2006)..... | 373 |
| 3. Garrison Hearst (1998)..... | 349 |
| 4. Charlie Garner (2000)..... | 326 |
| 5. Roger Craig (1989)..... | 320 |

BEST YARDS PER TOUCH, Season

| Player | Avg |
|------------------------------|------|
| 1. Jerry Rice (1993)..... | 15.6 |
| 2. Dwight Clark (1982)..... | 15.2 |
| 3. Jerry Rice (1995)..... | 14.8 |
| 4. Jerry Rice (1990)..... | 14.7 |
| 5. Terrell Owens (2000)..... | 14.6 |

(min. 100 touches)

TOP SINGLE-GAME SCRIMMAGE YARD TOTALS

MOST YARDS IN SINGLE GAME

| Player | Game | Yards |
|---------------------|-----------------------|-------|
| 1. Jerry Rice | vs. Min. (12/18/95) | 299 |
| 2. Terrell Owens | vs. Chi. (12/17/00) | 288 |
| 3. John Taylor | at LA Rams (12/11/89) | 286 |
| 4. Delvin Williams | vs. Was. (11/7/76) | 279 |
| 5. Jerry Rice | vs. LA Rams (12/9/85) | 255 |
| 6. Frank Gore | vs. Sea. (9/20/09) | 246 |
| 7. Frank Gore | vs. Sea. (11/19/06) | 238 |
| 8. Charlie Garner | at Dal. (9/24/00) | 235 |
| 9. Dave Parks | at Bal. (10/3/65) | 231 |
| 10. Garrison Hearst | vs. NYJ (9/6/98) | 225 |
| Jerry Rice | at Atl. (10/14/90) | 225 |
| Bernie Casey | at Chi. (11/13/66) | 225 |

MOST TOUCHES IN SINGLE GAME

| Player | Game | Touches |
|--------------------------------|---------------------|---------|
| 1. Maurice Hicks | at Arz. (12/12/04) | 39 |
| Charlie Garner | at Dal. (9/24/00) | 39 |
| 3. Delvin Williams | at StL (10/31/76) | 35 |
| 4. Derek Loville | vs. Buf. (12/3/95) | 34 |
| 5. Frank Gore | at Den. (12/31/06) | 33 |
| Frank Gore | at Sea. (12/14/06) | 33 |
| Kevan Barlow | at Phi. (12/21/03) | 33 |
| Garrison Hearst | vs. Sea. (12/1/02) | 33 |
| J.D. Smith | at Bal. (10/7/62) | 33 |
| 10. (4 times) Last: Frank Gore | vs. Det. (12/27/09) | 32 |

ALL-TIME REGULAR SEASON INTERCEPTIONS

ALL-TIME INTERCEPTION LEADERS

| Player | Years | Gms | INT | Yards | Avg | Lg | TD |
|------------------------|--------------------|-----|-----|-------|------|-----|----|
| 1. Ronnie Lott | 1981–1990 (10) | 129 | 51 | 643 | 12.6 | 83t | 5 |
| 2. Jimmy Johnson | 1961–1976 (16) | 213 | 47 | 615 | 13.1 | 63 | 2 |
| 3. Kermit Alexander | 1963–1969 (7) | 94 | 36 | 499 | 13.9 | 66t | 1 |
| 4. Merton Hanks | 1991–1998 (8) | 125 | 31 | 380 | 12.3 | 67t | 2 |
| 5. Dwight Hicks | 1979–1985 (7) | 96 | 30 | 586 | 19.5 | 72 | 3 |
| 6. Lowell Wagner | 1950–1953, '55 (5) | 47 | 25 | 331 | 13.2 | 40 | 0 |
| 7. Tony Parrish | 2002–2006 (5) | 66 | 22 | 504 | 22.9 | 60 | 1 |
| Don Griffin | 1986–1993 (8) | 114 | 22 | 49 | 2.2 | 23 | 0 |
| Rex Berry | 1951–1956 (6) | 66 | 22 | 404 | 18.4 | 44t | 3 |
| 10. Dave Baker | 1959–1961 (3) | 38 | 21 | 294 | 14.0 | 40 | 0 |
| 11. Tim McDonald | 1993–1999 (7) | 111 | 20 | 325 | 16.3 | 73t | 3 |
| Dick Moegle | 1955–1959 (5) | 47 | 20 | 232 | 11.6 | 40 | 1 |
| 13. Zack Bronson | 1997–2003 (7) | 84 | 19 | 346 | 18.2 | 97t | 2 |
| 14. Eric Wright | 1981–1990 (10) | 110 | 18 | 256 | 14.2 | 60t | 2 |
| Bruce Taylor | 1970–1977 (8) | 109 | 18 | 201 | 11.2 | 70 | 0 |
| 16. Carlton Williamson | 1981–1987 (7) | 88 | 17 | 294 | 17.3 | 82 | 1 |
| 17. Tim McKyer | 1986–1989 (4) | 51 | 16 | 62 | 3.9 | 21t | 1 |
| 18. Walt Harris | 2006–2008 (3) | 46 | 15 | 151 | 10.1 | 42 | 1 |
| Abe Woodson | 1958–1964 (7) | 89 | 15 | 159 | 10.6 | 61 | 0 |
| 20. Dashon Goldson | 2007–2012 (6) | 81 | 14 | 152 | 10.9 | 39t | 1 |
| Skip Vanderbundt | 1969–1977 (9) | 119 | 14 | 165 | 11.8 | 37t | 2 |
| Frank Nunley | 1967–1976 (10) | 137 | 14 | 136 | 9.7 | 24 | 0 |
| Dave Wilcox | 1964–1974 (11) | 153 | 14 | 149 | 10.6 | 35 | 1 |

MOST INTERCEPTIONS IN SINGLE SEASON

| Player | Year | INT | Yards | Avg | Lg | TD |
|------------------|------|-----|-------|------|-----|----|
| 1. Ronnie Lott | 1986 | 10 | 134 | 13.4 | 57t | 1 |
| Dave Baker | 1960 | 10 | 96 | 9.6 | 28 | 0 |
| 3. Tony Parrish | 2003 | 9 | 202 | 22.4 | 49 | 0 |
| Dwight Hicks | 1981 | 9 | 239 | 26.6 | 72 | 1 |
| Kermit Alexander | 1968 | 9 | 155 | 17.2 | 66t | 1 |
| Lowell Wagner | 1951 | 9 | 115 | 12.8 | 40 | 0 |
| 7. Walt Harris | 2006 | 8 | 84 | 10.5 | 42 | 1 |
| Dick Moegle | 1957 | 8 | 107 | 13.4 | 40 | 0 |
| Jim Cason | 1951 | 8 | 147 | 18.4 | 65t | 1 |
| 10. Tony Parrish | 2002 | 7 | 204 | 29.1 | 60 | 0 |
| Ahmed Plummer | 2001 | 7 | 45 | 6.4 | 24 | 0 |
| Zack Bronson | 2001 | 7 | 165 | 23.6 | 97t | 2 |
| Merton Hanks | 1994 | 7 | 93 | 13.3 | 38 | 0 |
| Dave Waymer | 1990 | 7 | 64 | 9.1 | 24 | 0 |
| Tim McKyer | 1988 | 7 | 11 | 1.6 | 7 | 0 |
| Eric Wright | 1983 | 7 | 164 | 23.4 | 60t | 2 |
| Ronnie Lott | 1981 | 7 | 117 | 16.7 | 41t | 3 |
| Rex Berry | 1953 | 7 | 142 | 20.3 | 29 | 1 |

Led NFL

Led Conference

MOST INT RETURN YARDS, Career

| Player | Yards |
|---------------------|-------|
| 1. Ronnie Lott | 643 |
| 2. Jimmy Johnson | 615 |
| 3. Dwight Hicks | 586 |
| 4. Tony Parrish | 504 |
| 5. Kermit Alexander | 499 |
| 6. Rex Berry | 404 |
| 7. Merton Hanks | 380 |
| 8. Zack Bronson | 346 |
| 9. Lowell Wagner | 331 |
| 10. Tim McDonald | 325 |

MOST INTs RETURNED FOR TD, Career

| Player | TD |
|--------------------------------------|----|
| 1. Ronnie Lott | 5 |
| 2. Rex Berry | 3 |
| Dwight Hicks | 3 |
| Tim McDonald | 3 |
| Deion Sanders | 3 |
| 6. (10 Players) Last: Patrick Willis | 2 |

MOST INT RETURN YARDS, Season

| Player | Yards |
|-------------------------|-------|
| 1. Deion Sanders (1994) | 303 |
| 2. Dwight Hicks (1981) | 239 |
| 3. Tony Parrish (2002) | 204 |
| 4. Tony Parrish (2004) | 202 |
| 5. Zack Bronson (2001) | 165 |

MOST INTs RETURNED FOR TD, Season

| Player | TD |
|-------------------------|----|
| 1. Deion Sanders (1994) | 3 |
| Ronnie Lott (1981) | 3 |
| 3. Zack Bronson (2001) | 2 |
| Tim McDonald (1995) | 2 |
| Ken Norton (1995) | 2 |
| Tom Holmoe (1986) | 2 |
| Dwight Hicks (1983) | 2 |
| Eric Wright (1983) | 2 |
| Skip Vanderbundt (1972) | 2 |

MOST INTs BY A NON-DB, Season

| Player | INT |
|-----------------------------|-----|
| 1. Jim Fahnhorst, LB (1986) | 4 |
| Keena Turner, LB (1984) | 4 |
| Frank Nunley, LB (1974) | 4 |

TOP SINGLE-GAME INTERCEPTION TOTALS

MOST INTERCEPTIONS IN SINGLE GAME

| Player | Game | INT |
|----------------|----------------------|-----|
| 1. Dave Baker | at LA Rams (12/4/60) | 4 |
| 2. Walt Harris | vs. Oak. (10/8/06) | 3 |
| Ronnie Heard | vs. Arz. (10/27/02) | 3 |
| Rod Woodson | vs. NO (9/14/97) | 3 |
| Eric Wright | at Min. (9/8/83) | 3 |
| Tony Leonard | vs. Cin. (10/1/78) | 3 |
| Dave Baker | at Dal. (11/20/60) | 3 |

MOST INTs RETURNED FOR TD IN SINGLE GAME

| Player | Game | INT |
|---------------|-------------------|-----|
| 1. Ken Norton | at StL (10/22/95) | 2 |
| 2. 51 Players | 70 Times | 1 |

MOST INTERCEPTION RETURN YARDS IN SINGLE GAME

| Player | Game | Yards |
|--------------------|---------------------|-------|
| 1. Dwight Hicks | at Was. (10/4/81) | 104 |
| 2. Zack Bronson | at Chi. (10/28/01) | 97 |
| 3. Merton Hanks | vs. NO (11/22/93) | 94 |
| Al Randolph | vs. Chi. (12/11/66) | 94 |
| 5. Deion Sanders | at Atl. (10/16/94) | 93 |
| 6. Deion Sanders | at SD (12/11/94) | 90 |
| Kermit Alexander | at Pit. (11/24/68) | 90 |
| 8. NaVorro Bowman | vs. Atl. (12/23/13) | 89 |
| 9. Tory Nixon | at GB (10/26/86) | 88 |
| 10. Patrick Willis | at Sea. (9/14/08) | 86 |
| Eric Davis | vs. StL (11/26/95) | 86 |

ALL-TIME REGULAR SEASON SACKS

ALL-TIME SACK LEADERS

| Player | Years | Sacks |
|-----------------------------|-------------------|-------------|
| 1. Bryant Young (DT) | 1994–2007 (14) | 89.5 |
| 2. Charles Haley (LB) | 1986–1999 (7) | 66.5 |
| 3. Ahmad Brooks (LB) | 2009–* (8) | 50.5 |
| 4. Dana Stubblefield (DT) | 1993–2002 (7) | 46.5 |
| 5. Dwaine Board (DE) | 1982–1988 (10) | 45.0 |
| 6. Aldon Smith (LB) | 2011–2014 (4) | 44.0 |
| 7. Justin Smith (DT) | 2008–2014 (7) | 43.5 |
| 8. Chris Doleman (DE) | 1996–1998 (3) | 38.0 |
| 9. Andre Carter (DE) | 2001–2005 (5) | 32.0 |
| 10. Jeff Stover (DE) | 1982–1988 (7) | 30.5 |
| 11. Roy Barker (DE) | 1996–1998 (3) | 30.0 |
| 12. Pierce Holt (DE) | 1988–1992 (5) | 29.5 |
| 13. Larry Roberts (DE) | 1986–1993 (8) | 28.0 |
| Fred Dean (DE) | 1981–1985 (5) | 28.0 |
| 15. Tim Harris (LB) | 1991–1995 (4) | 26.0 |
| 16. Kevin Fagan (DE) | 1987–1993 (7) | 25.5 |
| 17. Dennis Brown (DE) | 1990–1996 (7) | 24.5 |
| 18. Michael Carter (NT) | 1984–1992 (9) | 22.5 |
| 19. Parys Haralson (LB) | 2006–2012 (7) | 21.5 |
| Julian Peterson (LB) | 2000–2005 (6) | 21.5 |

Note: Includes figures since 1982, when sacks first became an official statistic

MOST SACKS IN SINGLE SEASON

| Player | Year | Sacks |
|-------------------|-------|-------------|
| 1. Aldon Smith | 2012 | 19.5 |
| 2. Fred Dean | 1983 | 17.5 |
| 3. Tim Harris | 1992 | 17.0 |
| 4. Charles Haley | 1990 | 16.0 |
| 5. Chris Doleman | 1998 | 15.0 |
| Dana Stubblefield | 1997 | 15.0 |
| 7. Aldon Smith | 2011* | 14.0 |
| 8. Dwaine Board | 1983 | 13.0 |
| 9. Andre Carter | 2002 | 12.5 |
| Roy Barker | 1996 | 12.5 |

Led Conference *Rookie Year

MOST SACKS IN SINGLE GAME

| Player | Game | Sacks |
|-------------------|-------------------------|-------|
| 1. Fred Dean | vs. NO (11/13/83) | 6.0 |
| 2. Aldon Smith | vs. Chi. (11/19/12) | 5.5 |
| 3. Roy Barker | at StL (10/25/98) | 4.0 |
| Chris Doleman | at NO (10/11/98) | 4.0 |
| Dana Stubblefield | at Phi. (11/10/97) | 4.0 |
| Pierce Holt | vs. NYG (11/27/89) | 4.0 |
| Dwaine Board | at LA Raiders (9/22/85) | 4.0 |

ALL-TIME REGULAR SEASON PUNTING

ALL-TIME LEADING PUNTERS (BY AVERAGE)

| Player | Years | Punts | Yards | Avg | Net | Lg | In20 | Blk |
|--------------------------|-------------------|------------|--------------|-------------|-------------|-----------|-----------|----------|
| 1. Andy Lee | 2004–2014 (11) | 941 | 43,468 | 46.2 | 39.5 | 82 | 300 | 4 |
| 2. Tommy Davis | 1959–1969 (11) | 511 | 22,833 | 44.7 | NA | 82 | NA | 2 |
| 3. Bradley Pinion | 2015–* (2) | 163 | 7,153 | 43.9 | 39.4 | 65 | 50 | 0 |
| 4. Frankie Albert | 1950–1952 (3) | 139 | 5,830 | 41.9 | NA | 70 | NA | 1 |
| 5. Tommy Thompson | 1995–1997 (3) | 208 | 8,711 | 41.9 | 35.6 | 65 | 55 | 3 |
| 6. Tom Wittum | 1973–1977 (5) | 380 | 15,494 | 40.8 | NA | 68 | NA | 9 |
| 7. Jim Miller | 1980–1982 (3) | 214 | 8,686 | 40.6 | 31.7 | 80 | 36 | 1 |
| 8. Jason Baker | 2001–2002 (2) | 111 | 4,501 | 40.5 | 34.1 | 64 | 33 | 0 |
| 9. Max Runager | 1984–1988 (5) | 281 | 11,394 | 40.5 | 33.8 | 62 | 36 | 1 |
| 10. Klaus Wilmsmeyer | 1992–1994 (3) | 145 | 5,871 | 40.5 | 35.0 | 61 | 48 | 0 |

*minimum 100 punts

BEST PUNTING AVERAGE IN SINGLE SEASON

| Player | Year | Punts | Yards | Avg | Net | Lg | In20 | Blk |
|-----------------|------|------------|--------------|-------------|-------------|-----------|-----------|-----|
| 1. Andy Lee | 2011 | 78 | 3,970 | 50.9 | 44.0 | 68 | 28 | 1 |
| 2. Andy Lee | 2013 | 79 | 3,804 | 48.2 | 41.7 | 62 | 27 | 0 |
| 3. Andy Lee | 2012 | 67 | 3,226 | 48.1 | 43.2 | 66 | 36 | 0 |
| 4. Andy Lee | 2008 | 66 | 3,155 | 47.8 | 39.0 | 82 | 13 | 1 |
| 5. Andy Lee | 2009 | 99 | 4,711 | 47.6 | 41.0 | 64 | 30 | 0 |
| 6. Andy Lee | 2007 | 105 | 4,968 | 47.3 | 41.0 | 74 | 42 | 0 |
| 7. Andy Lee | 2014 | 72 | 3,369 | 46.8 | 39.6 | 71 | 28 | 1 |
| 8. Andy Lee | 2010 | 91 | 4,203 | 46.2 | 38.2 | 64 | 34 | 0 |
| 9. Tommy Davis | 1965 | 54 | 2,471 | 45.8 | NA | 65 | NA | 0 |
| 10. Tommy Davis | 1959 | 59 | 2,694 | 45.7 | NA | 71 | NA | 0 |

Led NFL **Led Conference** + NFL Record

MOST PUNTS IN SINGLE GAME

| Player | Game | Punts |
|---------------|------------------------|-------|
| 1. Tom Wittum | vs. LA Rams (11/21/76) | 11 |
| 2. Andy Lee | vs. Sea. (9/30/07) | 10 |
| Jim Miller | vs. Atl. (11/8/81) | 10 |
| Jim Miller | vs. LA Rams (10/25/81) | 10 |
| Mike Connell | at Atl. (11/5/78) | 10 |
| Mike Connell | vs. Cin. (10/1/78) | 10 |
| Tom Wittum | at Atl. (11/6/77) | 10 |
| Tom Wittum | vs. Atl. (10/23/76) | 10 |
| Tommy Davis | at Det. (10/6/63) | 10 |

BEST PUNT AVG. IN SINGLE GAME

| Player | Game | Avg |
|---------------------|--------------------|------|
| 1. Andy Lee | vs. Sea. (9/11/11) | 59.6 |
| 2. Andy Lee | at Bal. (11/24/11) | 57.6 |
| 3. Andy Lee | at Pit. (9/23/07) | 57.2 |
| 4. Andy Lee | at StL (1/1/12) | 56.8 |
| 5. Andy Lee | at NE (12/16/12) | 56.6 |
| 6. Andy Lee | vs. Dal. (9/18/11) | 55.3 |
| 7. Klaus Wilmsmeyer | vs. Det. (10/9/94) | 55.0 |
| 8. Andy Lee | at StL (12/21/08) | 54.8 |

*minimum 4 punts

MOST PUNTS, Career

| Player | Punts |
|-------------------|-------|
| 1. Andy Lee | 941 |
| 2. Tommy Davis | 511 |
| 3. Tom Wittum | 380 |
| 4. Max Runager | 281 |
| 5. Steve Spurrier | 230 |

MOST PUNTS INSIDE 20, Career

| Player | In20 |
|--------------------------|-----------|
| 1. Andy Lee | 300 |
| 2. Max Runager | 84 |
| 3. Tommy Thompson | 55 |
| 4. Bradley Pinion | 50 |
| Barry Helton | 50 |

*inside-the-20 became official stat in 1976

MOST PUNTS, Season

| Player | Punts |
|---------------------|-------|
| 1. Andy Lee (2005) | 107 |
| 2. Andy Lee (2007) | 105 |
| 3. Andy Lee (2009) | 99 |
| 4. Andy Lee (2004) | 96 |
| Mike Connell (1978) | 96 |

MOST PUNTS INSIDE 20, Season

| Player | In20 |
|---------------------------------|-----------|
| 1. Andy Lee (2007) | 42 |
| 2. Andy Lee (2012) | 36 |
| 3. Andy Lee (2010) | 34 |
| 4. Bradley Pinion (2015) | 31 |
| 5. Andy Lee (2009) | 30 |
| Max Runager (1985) | 30 |

*inside-the-20 became official stat in 1976

ALL-TIME REGULAR SEASON PUNT RETURNS

ALL-TIME LEADERS IN PUNT RETURNS (BY AVERAGE)

| Player | Years | PR | FC | Yards | Avg | Lg | TD |
|----------------------|--------------------|-----|----|-------|------|-----|----|
| 1. Manfred Moore | 1974–1975 (2) | 21 | 0 | 309 | 14.7 | 88t | 1 |
| 2. Jim Cason | 1950–1952, '54 (4) | 24 | NA | 288 | 12.0 | 33 | 0 |
| 3. Ted Ginn Jr. | 2010–2012 (3) | 94 | 48 | 1,113 | 11.8 | 78t | 2 |
| 4. Allen Rossum | 2008–2009 (2) | 27 | 8 | 307 | 11.4 | 45 | 0 |
| 5. Iheanyi Uwaezuoke | 1996–1998 (3) | 34 | 14 | 373 | 11.0 | 36 | 0 |
| 6. LaMichael James | 2012–2014 (3) | 23 | 12 | 251 | 10.9 | 40 | 0 |
| 7. Dana McLemore | 1982–1987 (6) | 142 | 38 | 1,531 | 10.8 | 93t | 4 |
| 8. Jimmy Williams | 2001–2004 (4) | 55 | 18 | 576 | 10.5 | 89t | 1 |
| 9. Dexter Carter | 1990–1996 (7) | 117 | 56 | 1,213 | 10.4 | 78t | 2 |
| 10. John Taylor | 1987–1995 (9) | 149 | 55 | 1,517 | 10.2 | 95t | 2 |

*minimum 20 returns

BEST PUNT RETURN AVERAGE IN SINGLE SEASON

| Player | Year | PR | FC | Yards | Avg | Lg | TD |
|-------------------|------|----|----|-------|------|-----|----|
| 1. Jimmy Williams | 2002 | 20 | 8 | 336 | 16.8 | 89t | 1 |
| 2. Hugh McElhenny | 1952 | 20 | NA | 284 | 14.2 | 94t | 1 |
| 3. Ted Ginn Jr. | 2010 | 24 | 18 | 321 | 13.4 | 78t | 1 |
| 4. Joe Arenas | 1951 | 21 | NA | 272 | 13.0 | 51 | 0 |
| 5. John Taylor | 1988 | 44 | 7 | 556 | 12.6 | 95t | 2 |
| 6. Dana McLemore | 1987 | 21 | 7 | 265 | 12.6 | 83t | 1 |
| 7. Ted Ginn Jr. | 2011 | 38 | 18 | 466 | 12.3 | 55t | 1 |
| 8. Dexter Carter | 1993 | 34 | 20 | 411 | 12.1 | 72t | 1 |
| 9. Bruce Taylor | 1970 | 43 | 10 | 516 | 12.0 | 76 | 0 |
| 10. John Taylor | 1989 | 36 | 20 | 417 | 11.6 | 37 | 0 |

*minimum 20 returns

Led NFL Led Conference

TOP SINGLE-GAME PUNT RETURN PERFORMANCES

MOST PUNT RETURN YARDS IN SINGLE GAME

| Player | Game | Yards |
|------------------|----------------------|-------|
| 1. Tony Leonard | vs. NO (10/17/76) | 141 |
| 2. Bruce Taylor | at Hou. (11/15/70) | 133 |
| 3. Dexter Carter | vs. Min. (10/3/93) | 131 |
| 4. Dexter Carter | vs. Min. (12/18/95) | 126 |
| 5. Dana McLemore | vs. LA Rams (1/2/83) | 125 |

MOST PUNT RETURNS IN SINGLE GAME

| Player | Game | Returns |
|------------------|------------------------|---------|
| 1. Tony Leonard | vs. NO (10/17/76) | 9 |
| Ralph McGill | at Atl. (10/29/72) | 9 |
| 3. Michael Lewis | vs. StL (11/18/07) | 7 |
| Dana McLemore | at NO (11/25/84) | 7 |
| Tony Leonard | at Atl. (11/6/77) | 7 |
| Tony Leonard | vs. LA Rams (11/21/76) | 7 |
| Ralph McGill | at Phi. (11/30/75) | 7 |
| Ralph McGill | vs. Atl. (10/12/75) | 7 |

BEST PUNT RETURN AVERAGE IN SINGLE GAME

| Player | Game | Avg |
|---------------------|----------------------|------|
| 1. Ted Ginn Jr. | at StL (12/26/10) | 32.3 |
| 2. Dexter Carter | vs. Min. (12/18/95) | 31.5 |
| 3. Dana McLemore | vs. LA Rams (1/2/83) | 31.3 |
| 4. Abe Woodson | at GB (10/21/62) | 30.3 |
| 5. John Taylor | vs. Was. (11/21/88) | 28.3 |
| 6. Chuck Levy | at Phi. (11/10/97) | 27.3 |
| 7. Dexter Carter | vs. Min. (10/3/93) | 26.2 |
| 8. Dana McLemore | at NYG (10/8/84) | 25.8 |
| 9. Bruce Taylor | vs. NYG (12/21/75) | 25.7 |
| 10. Freddie Solomon | vs. TB (10/26/80) | 25.0 |

*minimum of 3 punt returns

MOST PUNT RETURNS, Career

| Player | PR |
|---------------------|-----|
| 1. John Taylor | 149 |
| 2. Dana McLemore | 142 |
| Bruce Taylor | 142 |
| 4. Joe Arenas | 124 |
| 5. Kermit Alexander | 120 |
| 6. Dexter Carter | 117 |
| 7. Freddie Solomon | 106 |
| 8. Ralph McGill | 105 |
| Abe Woodson | 105 |
| 10. Hugh McElhenny | 99 |

MOST PUNT RETURN YARDS, Career

| Player | Yards |
|---------------------|-------|
| 1. Dana McLemore | 1,531 |
| 2. John Taylor | 1,517 |
| 3. Bruce Taylor | 1,323 |
| 4. Dexter Carter | 1,213 |
| 5. Ted Ginn Jr. | 1,113 |
| 6. Ralph McGill | 964 |
| 7. Abe Woodson | 949 |
| 8. Freddie Solomon | 804 |
| 9. Kermit Alexander | 782 |
| 10. Joe Arenas | 774 |

MOST PUNT RETURN TDs, Career

| Player | TD |
|---------------------|----|
| 1. Dana McLemore | 4 |
| 2. Kermit Alexander | 2 |
| Dexter Carter | 2 |
| Ted Ginn Jr. | 2 |
| Freddie Solomon | 2 |
| John Taylor | 2 |
| Abe Woodson | 2 |

MOST PUNT RETURNS, Season

| Player | PR |
|---------------------------|----|
| 1. R.W. McQuarters (1998) | 47 |
| 2. Dana McLemore (1984) | 45 |
| 3. Michael Lewis (2007) | 44 |
| John Taylor (1988) | 44 |
| 5. Bruce Taylor (1970) | 43 |
| 6. Ted Ginn Jr. (2011) | 38 |
| Dexter Carter (1996) | 38 |
| Don Griffin (1986) | 38 |
| Dana McLemore (1985) | 38 |
| 10. Dexter Carter (1996) | 36 |
| John Taylor (1989) | 36 |

MOST PUNT RETURN TDs, Season

| Player | TD |
|------------------------|----|
| 1. John Taylor (1988) | 2 |
| Freddie Solomon (1980) | 2 |

ALL-TIME REGULAR SEASON KICKOFF RETURNS

ALL-TIME LEADERS IN KICKOFF RETURNS (BY AVERAGE)

| Player | Years | KR | Yards | Avg | Lg | TD |
|---------------------------|------------------|-----------|--------------|-------------|-----------|----------|
| 1. Abe Woodson | 1958–1964 (7) | 166 | 4,873 | 29.4 | 105t | 5 |
| 2. LaMichael James | 2012–2014 (3) | 26 | 738 | 28.4 | 62 | 0 |
| 3. Joe Arenas | 1951–1957 (7) | 139 | 3,798 | 27.3 | 96 | 1 |
| 4. Allen Rossum | 2008–2009 (2) | 54 | 1,411 | 26.1 | 104t | 1 |
| 5. Lenny Lyles | 1959–1960 (2) | 42 | 1,091 | 26.0 | 97t | 1 |
| 6. Vic Washington | 1971–1973 (3) | 84 | 2,178 | 25.9 | 98t | 1 |
| 7. Bruce Ellington | 2014–*(3) | 50 | 1,279 | 25.6 | 40 | 0 |
| 8. Mike Holmes | 1974–1975 (2) | 27 | 671 | 24.9 | 57 | 0 |
| 9. J.D. Smith | 1956–1964 (9) | 36 | 882 | 24.5 | 39 | 0 |
| 10. Amos Lawrence | 1981–1982 (2) | 26 | 627 | 24.1 | 92t | 1 |

*minimum 25 returns

BEST KICKOFF RETURN AVERAGE IN SINGLE SEASON

| Player | Year | KR | Yards | Avg | Lg | TD |
|-------------------|------|----|-------|------|------|----|
| 1. Joe Arenas | 1953 | 16 | 551 | 34.4 | 82 | 0 |
| 2. Abe Woodson | 1963 | 29 | 935 | 32.2 | 103t | 3 |
| 3. Abe Woodson | 1962 | 37 | 1,157 | 31.3 | 79 | 0 |
| 4. Lenny Lyles | 1960 | 17 | 526 | 30.9 | 97t | 1 |
| 5. Joe Arenas | 1956 | 27 | 801 | 29.7 | 96 | 1 |
| 6. Abe Woodson | 1960 | 17 | 498 | 29.3 | 64 | 0 |
| 7. Abe Woodson | 1961 | 27 | 782 | 29.0 | 98t | 1 |
| 8. Vic Washington | 1972 | 27 | 771 | 28.6 | 98t | 1 |
| 9. Ted Ginn Jr. | 2011 | 29 | 800 | 27.6 | 102t | 1 |
| 10. Abe Woodson | 1964 | 32 | 880 | 27.5 | 70 | 0 |

*minimum 1.25 ret/game

Led NFL

Led Conference

TOP SINGLE-GAME KICKOFF RETURN PERFORMANCES

MOST KICKOFF RETURN YARDS IN SINGLE GAME

| Player | Game | Yards |
|------------------|---------------------|-------|
| 1. Abe Woodson | vs. Det. (11/11/62) | 210 |
| 2. Abe Woodson | at Det. (9/23/62) | 205 |
| 3. Lenny Lyles | vs. Bal. (12/18/60) | 202 |
| 4. Maurice Hicks | vs. SD (10/15/06) | 195 |
| 5. Allen Rossum | vs. Phi. (10/12/08) | 194 |

MOST KICKOFF RETURNS IN SINGLE GAME

| Player | Game | Returns |
|----------------------------------|---------------------|---------|
| 1. Maurice Hicks | vs. SD (10/15/06) | 9 |
| Allen Rossum | vs. Phi. (10/12/08) | 9 |
| 3. Maurice Hicks | at Was. (10/23/05) | 8 |
| 4. (15 times) Last: Ted Ginn Jr. | at SD (12/16/10) | 7 |

BEST KICKOFF RETURN AVERAGE IN SINGLE GAME

| Player | Game | Avg |
|--------------------|------------------------|------|
| 1. Lenny Lyles | vs. Bal. (12/18/60) | 67.3 |
| 2. Doug Cunningham | vs. NO (10/22/67) | 53.0 |
| 3. Abe Woodson | vs. Min. (9/29/63) | 51.0 |
| 4. Allen Rossum | vs. Arz. (11/10/08) | 46.5 |
| 5. Amos Lawrence | vs. LA Rams (11/22/81) | 46.0 |
| Abe Woodson | vs. NYG (11/17/63) | 46.0 |

*minimum of 3 kickoff returns

MOST KICKOFF RETURNS FOR TOUCHDOWN IN SINGLE GAME

| Player | Game | TD |
|----------------------------------|--------------------|----|
| 1. (21 times) Last: Ted Ginn Jr. | vs. Sea. (9/11/11) | 1 |

MOST KICKOFF RETURNS, Career

| Player | KR |
|---------------------|-----|
| 1. Dexter Carter | 217 |
| 2. Maurice Hicks | 185 |
| 3. Abe Woodson | 166 |
| 4. Joe Arenas | 139 |
| 5. Kermit Alexander | 137 |
| 6. Ted Ginn Jr. | 87 |
| 7. Vic Washington | 84 |
| 8. Carl Monroe | 76 |
| 9. James Owens | 72 |
| 10. Paul Hofer | 68 |
| Doug Cunningham | 68 |

MOST KICKOFF RETURN YARDS, Career

| Player | Yards |
|---------------------|-------|
| 1. Abe Woodson | 4,873 |
| 2. Dexter Carter | 4,707 |
| 3. Maurice Hicks | 4,242 |
| 4. Joe Arenas | 3,798 |
| 5. Kermit Alexander | 3,271 |
| 6. Vic Washington | 2,178 |
| 7. Ted Ginn Jr. | 2,045 |
| 8. James Owens | 1,728 |
| 9. Carl Monroe | 1,660 |
| 10. Doug Cunningham | 1,613 |

MOST KICKOFF RETURN TDs, Career

| Player | TD |
|----------------------------------|----|
| 1. Abe Woodson | 5 |
| 2. Dexter Carter | 2 |
| James Owens | 2 |
| Dave Williams | 2 |
| 5. (10 times) Last: Ted Ginn Jr. | 1 |

MOST KICKOFF RETURNS, Season

| Player | KR |
|----------------------------|----|
| 1. Maurice Hicks (2007) | 63 |
| 2. Maurice Hicks (2006) | 57 |
| 3. Vinny Sutherland (2001) | 50 |
| 4. Dexter Carter (1994) | 48 |
| 5. Ted Ginn Jr. (2010) | 47 |
| Allen Rossum (2008) | 47 |
| 7. Dexter Carter (1996) | 41 |
| Dexter Carter (1990) | 41 |
| James Owens (1979) | 41 |

MOST KICKOFF RETURN TDs, Season

| Player | TD |
|---|----|
| 1. Abe Woodson (1963) | 3 |
| 2. (18 times) Last: Ted Ginn Jr. (2011) | 1 |

49ERS LONGEST PLAYS

LONGEST RUNS FROM SCRIMMAGE

| | | |
|-----|--------------------------------|----------|
| 96t | Garrison Hearst vs. NYJ | 9/6/98 |
| 89t | Hugh McElhenny at Dal. Texans | 10/5/52 |
| 86t | Hugh McElhenny at GB | 11/18/56 |
| 82t | Hugh McElhenny vs. Dal. Texans | 10/26/52 |
| 80 | Wilbur Jackson vs. NO | 11/27/77 |
| 80t | Frank Gore vs. Sea | 9/20/09 |
| 80t | Delvin Williams vs. Was. | 11/7/76 |
| 80t | J.D. Smith vs. GB | 12/7/58 |
| 79t | Frank Gore vs. Sea | 9/20/09 |
| 78t | Kevan Barlow vs. Pit. | 11/17/03 |
| 78t | Joe Perry vs. Dal. Texans | 10/26/52 |
| 78t | Joe Perry vs. GB | 12/10/50 |

LONGEST RUNS FROM SCRIMMAGE BY QUARTERBACK

| | | |
|-----|---------------------------|----------|
| 90t | Colin Kaepernick vs. SD | 12/20/14 |
| 50t | Colin Kaepernick vs. Mia | 12/9/12 |
| 50 | Colin Kaepernick at StL | 12/2/12 |
| 49t | Steve Young vs. Min. | 10/30/88 |
| 45 | Y.A. Tittle at Bal. Colts | 11/24/57 |
| 44t | Blaine Gabbert at Chi | 12/6/15 |
| 42 | Frankie Albert at GB | 11/26/50 |

LONGEST PASSES

| | | |
|-----|---|----------|
| 97t | Steve Young to John Taylor at Atl. | 11/3/91 |
| 96t | Joe Montana to Jerry Rice at SD | 11/27/88 |
| 95t | Joe Montana to John Taylor at LA Rams | 12/11/89 |
| 93t | Steve DeBerg to Freddie Solomon vs. Atl. | 9/28/80 |
| 92t | Joe Montana to John Taylor at LA Rams | 12/11/89 |
| 89t | Tim Rattay to Brandon Lloyd vs. Dal. | 9/25/05 |
| 85t | Jim Plunkett to Delvin Williams vs. Was. | 11/7/76 |
| 83t | John Brodie to Dave Parks at LA Rams | 10/18/64 |
| 82 | Steve Young to Terry Kirby at Atl. | 10/19/97 |
| 81t | Steve Young to Garrison Hearst vs. NO | 11/22/98 |
| 81t | Elvis Grbac to Jerry Rice at Dal. | 11/12/95 |
| 81t | Steve Spurrier to Ted Kwalick vs. NO | 10/22/72 |
| 80t | (8x) Last time: C. Kaepernick to Brandon Lloyd at StL | 10/13/14 |

LONGEST PUNTS

| | | |
|----|------------------------------|----------|
| 86 | Larry Barnes vs. Chi. | 9/29/57 |
| 82 | Andy Lee vs. NE | 10/5/08 |
| 82 | Tommy Davis vs. Min. | 9/30/62 |
| 81 | Andy Lee at TB | 11/21/04 |
| 81 | Tommy Davis at StL Cardinals | 11/25/62 |
| 80 | Jim Miller at Den. | 9/19/82 |
| 79 | Tommy Davis at Chi. | 10/14/62 |
| 76 | Larry Barnes vs. Bal. | 12/8/57 |
| 75 | Verl Lillywhite vs. Cle. | 9/30/57 |
| 74 | Andy Lee vs. Bal. | 10/7/07 |
| 74 | Tommy Davis vs. Chi. | 10/30/51 |
| 72 | Jon Kilgore vs. Chi. | 12/6/69 |
| 71 | Andy Lee at Den. | 10/19/14 |
| 71 | Andy Lee vs. Sea. | 9/30/07 |
| 71 | Andy Lee at StL | 9/16/07 |
| 71 | Tommy Davis vs. Chi. | 10/25/59 |

LONGEST PUNT RETURNS

| | | |
|-----|---------------------------|----------|
| 95t | John Taylor vs. Was. | 11/21/88 |
| 94t | Hugh McElhenny at Chi. | 10/19/52 |
| 93t | Dana McLemore vs. LA Rams | 1/2/83 |
| 89t | Jimmy Williams vs. Sea. | 12/1/02 |
| 88t | Manfred Moore vs. Atl. | 11/24/74 |
| 85t | Abe Woodson at GB | 10/21/62 |
| 83t | Dana McLemore vs. Chi. | 12/14/87 |
| 80t | Abe Woodson vs. Det. | 11/5/61 |
| 79t | Dana McLemore at NYG | 10/8/84 |
| 78t | Ted Ginn Jr. at StL | 12/26/10 |
| 78t | Dexter Carter vs. Min. | 12/18/95 |

LONGEST KICKOFF RETURNS

| | | |
|------|-------------------------|----------|
| 105t | Abe Woodson at LA Rams | 11/8/59 |
| 104t | Allen Rossum at Arz. | 11/11/08 |
| 103t | Abe Woodson vs. Min. | 9/15/63 |
| 102t | Ted Ginn Jr. vs. Sea. | 9/11/11 |
| 101t | Terry Kirby vs. Car. | 11/16/97 |
| 101t | James Owens at Det. | 11/2/80 |
| 99t | Abe Woodson at NYG | 11/17/63 |
| 98t | Dexter Carter vs. NO | 12/1/91 |
| 98t | Vic Washington at Atl. | 10/29/72 |
| 98t | Abe Woodson at Det. | 10/1/61 |
| 97t | Vic Washington vs. Dal. | 12/23/72 |
| 97t | Lenny Lyles vs. Bal. | 12/18/60 |
| 96t | Dexter Carter at Was. | 11/6/94 |
| 96 | Joe Arenas vs. Bal. | 12/16/56 |

LONGEST INTERCEPTION RETURNS

| | | |
|-----|------------------------------|----------|
| 97t | Zack Bronson at Chi. | 10/28/01 |
| 94t | Alvin Randolph vs. Chi. | 12/11/66 |
| 93t | Deion Sanders at Atl. | 10/16/94 |
| 90t | Deion Sanders at SD | 12/11/94 |
| 89t | NaVorro Bowman vs. Atl. | 12/23/13 |
| 88t | Tory Nixon at GB | 10/26/86 |
| 86t | Patrick Willis at Sea. | 9/14/08 |
| 86t | Eric Davis vs. StL | 11/26/95 |
| 83t | Ronnie Lott at KC | 12/26/82 |
| 82 | Carlton Williamson vs. Sea. | 11/25/85 |
| 77t | Tom Holmoe vs. StL Cardinals | 11/9/86 |
| 74t | Deion Sanders vs. NO | 9/25/94 |
| 73 | Eric Reid at Sea. | 12/14/14 |

LONGEST FUMBLE RETURNS

| | | |
|-----|---------------------------------------|----------|
| 99t | Don Griffin vs. Chi. | 12/23/91 |
| 96t | Lee Woodall vs. Buf. | 12/3/95 |
| 80t | Dwaine Carpenter at Chi. | 10/31/04 |
| 80t | Dwight Hicks at Was. | 10/4/81 |
| 78t | Derrick Johnson at Arz. (Mexico City) | 10/2/05 |
| 75t | Clark Miller at Det. | 11/14/65 |
| 73t | Skip Vanderbundt at Dal. | 11/23/72 |
| 71 | Gerard Williams vs. NO | 9/23/79 |
| 71t | Darnell Walker at Min. | 10/24/99 |
| 66t | Windlan Hall vs. Phi. | 12/2/73 |
| 65t | Keena Turner at Was. | 12/1/85 |
| 63t | Tommy Hart at StL Cardinals | 10/24/71 |

LONGEST FIELD GOALS

| | | |
|----|-----------------------------|----------|
| 63 | David Akers at GB | 9/9/12 |
| 56 | Phil Dawson at Arz. | 12/29/13 |
| 56 | Joe Nedney at StL | 12/24/05 |
| 56 | Mike Cofer at Atl. | 10/14/90 |
| 55 | Phil Dawson vs. KC | 10/5/14 |
| 55 | Phil Dawson at NO | 11/17/13 |
| 55 | David Akers at Det. | 10/16/11 |
| 55 | David Akers vs. Dal. | 9/18/11 |
| 54 | Phil Dawson at StL | 10/14/14 |
| 54 | David Akers at Sea. | 12/23/12 |
| 54 | Steve Mike-Mayer at LA Rams | 11/9/75 |
| 54 | Bruce Gossett vs. NO | 10/21/73 |
| 53 | Phil Dawson vs. Arz. | 12/28/14 |
| 53 | Phil Dawson vs. Car | 11/10/13 |
| 53 | David Akers at Cin. | 9/25/11 |
| 53 | Joe Nedney vs. Phi. | 10/12/08 |
| 53 | Ray Wersching at Det. | 9/2/84 |
| 53 | Tommy Davis at LA Rams | 10/18/64 |

LONGEST RETURNS OF FIELD GOAL ATTEMPT

| | | |
|-----|----------------------------|----------|
| 92t | Bruce Taylor at NO | 12/13/70 |
| 74t | Nate Clements at NYG | 10/19/08 |
| 62t | Johnny Jackson at Dal. | 10/15/89 |
| 58t | Bruce Taylor at NO | 9/26/71 |
| 41t | Donald Strickland vs. Phi. | 10/12/08 |
| 38 | Kermit Alexander vs. Phi. | 11/20/66 |
| 30 | Kermit Alexander at Phi. | 9/20/64 |

NFL RECORDS BY 49ERS

Most Consecutive Seasons Leading NFL in Passer Rating

4 Steve Young (1991–94)

Highest Single-Game Completion Percentage (min. 15 atts.)

94.7 Alex Smith at Arz. (10/29/12)

Most Seasons Leading League in Passing Touchdowns

4 Steve Young (1992–94, '98); tied with Johnny Unitas (1957–60), Len Dawson (1962–63, 1965–66), Brett Favre (1995–97, 2003), Drew Brees (2008–09, 2011–12), Peyton Manning (2000, '04, '06, '13)

Most Receiving Touchdowns in a Game

5 Jerry Rice at Atl. (10/14/90); tied with Chi. Bob Shaw vs. Bal. (10/2/50) and SD Kellen Winslow vs. Oak. (11/22/81)

Most Interceptions in a Game

4 Dave Baker vs. LA Rams (12/4/60); tied with 17 others

Most Interceptions Returned for a Touchdown in a Game

2 Ken Norton vs. StL (10/22/95); tied with 26 others

Most Seasons Leading League in Kickoff Return Avg.

3 Abe Woodson (1959, 1962–63)

Most Points in a Season, No Touchdowns, Single Season

166 David Akers (2011)

Most Field Goals Attempted in a Season

52 David Akers (2011)

Most Field Goals Made in a Season

44 David Akers (2011)

49ERS NFL LEADERS

RUSHING CHAMPIONS

| | | |
|------|-----------|-------|
| 1953 | Joe Perry | 1,018 |
| 1954 | Joe Perry | 1,049 |

PASSING CHAMPIONS (PASSER RATING)

| | | |
|------|-------------|-------|
| 1970 | John Brodie | 93.9 |
| 1987 | Joe Montana | 102.1 |
| 1989 | Joe Montana | 112.4 |
| 1991 | Steve Young | 101.8 |
| 1992 | Steve Young | 107.0 |
| 1993 | Steve Young | 101.5 |
| 1994 | Steve Young | 112.8 |
| 1996 | Steve Young | 97.2 |
| 1997 | Steve Young | 104.7 |

49ERS NFL LEADERS

RECEIVING CHAMPIONS (RECEPTIONS)

| | | |
|------|----------------|-----|
| 1954 | Billy Wilson | 60 |
| 1956 | Billy Wilson | 60 |
| 1957 | Billy Wilson | 52 |
| 1965 | Dave Parks | 80 |
| 1968 | Clifton McNeil | 71 |
| 1982 | Dwight Clark | 60 |
| 1985 | Roger Craig | 92 |
| 1990 | Jerry Rice | 100 |
| 1996 | Jerry Rice | 108 |

RECEIVING CHAMPIONS (TOUCHDOWNS)

| | | |
|------|-----------------|----|
| 1953 | Billy Wilson | 10 |
| 1972 | Gene Washington | 12 |
| 1986 | Jerry Rice | 16 |
| 1987 | Jerry Rice | 22 |
| 1989 | Jerry Rice | 17 |
| 1990 | Jerry Rice | 13 |
| 1991 | Jerry Rice | 14 |
| 1993 | Jerry Rice | 16 |
| 1994 | Jerry Rice | 13 |
| 2001 | Terrell Owens | 16 |
| 2002 | Terrell Owens | 13 |
| 2009 | Vernon Davis # | 13 |

PUNTING CHAMPIONS (BASED ON AVERAGE)

| | | |
|------|-------------|------|
| 1962 | Tommy Davis | 45.6 |
| 2011 | Andy Lee | 50.9 |

SCORING

| | | |
|------|---------------|------|
| 1952 | Gordie Soltau | 94 |
| 1953 | Gordie Soltau | 114 |
| 1984 | Ray Wersching | 131 |
| 1987 | Jerry Rice | 138 |
| 1989 | Mike Cofer | 136 |
| 2011 | David Akers | 166* |

KICKOFF RETURNS (BASED ON AVERAGE)

| | | |
|------|-------------|------|
| 1953 | Joe Arenas | 34.4 |
| 1959 | Abe Woodson | 29.4 |
| 1962 | Abe Woodson | 31.3 |
| 1963 | Abe Woodson | 32.2 |

FIELD GOALS MADE

| | | |
|------|-------------|-----|
| 1960 | Tommy Davis | 19 |
| 2011 | David Akers | 44* |

PUNT RETURNS (BASED ON YARDS)

| | | |
|------|-------------|-----|
| 1960 | Abe Woodson | 174 |
| 1988 | John Taylor | 556 |

INTERCEPTIONS

| | | |
|------|--------------|----|
| 1960 | Dave Baker | 10 |
| 1986 | Ronnie Lott | 10 |
| 2003 | Tony Parrish | 9# |

*NFL Record #Shared NFL Lead

ROOKIE SEASON RECORDS

RUSHING ATTEMPTS

| No | Att | Player | Year |
|-----|-----|-----------------|------|
| 1. | 191 | Vic Washington | 1971 |
| 2. | 189 | Ken Willard | 1965 |
| 3. | 174 | Wilbur Jackson | 1974 |
| 4. | 171 | Earl Cooper | 1980 |
| 5. | 129 | John H. Johnson | 1954 |
| 6. | 127 | Frank Gore | 2005 |
| 7. | 125 | Kevan Barlow | 2001 |
| 8. | 109 | Don Lisbon | 1963 |
| 9. | 98 | Hugh McElhenny | 1952 |
| 10. | 96 | Billy Kilmer | 1961 |

RUSHING YARDS

| No | Yds | Player | Year |
|-----|-----|-----------------|------|
| 1. | 811 | Vic Washington | 1971 |
| 2. | 778 | Ken Willard | 1965 |
| 3. | 725 | Roger Craig | 1983 |
| 4. | 720 | Earl Cooper | 1980 |
| 5. | 705 | Wilbur Jackson | 1974 |
| 6. | 684 | Hugh McElhenny | 1952 |
| 7. | 681 | John H. Johnson | 1954 |
| 8. | 608 | Frank Gore | 2005 |
| 9. | 512 | Kevan Barlow | 2001 |
| 10. | 509 | Billy Kilmer | 1961 |

RUSHING TOUCHDOWNS

| No | TD | Player | Year |
|-----|----|--------------------|-------------|
| 1. | 10 | Billy Kilmer | 1961 |
| 2. | 9 | John H. Johnson | 1954 |
| 3. | 8 | Roger Craig | 1983 |
| 4. | 6 | Hugh McElhenny | 1952 |
| 6. | 6 | William Floyd | 1994 |
| 6. | 5 | Ken Willard | 1965 |
| 5. | 5 | Dicky Moegle | 1955 |
| 8. | 4 | Carlos Hyde | 2014 |
| 4. | 4 | Kevan Barlow | 2001 |
| 10. | 3 | Frank Gore | 2005 |
| 3. | 3 | Earl Cooper | 1980 |
| 3. | 3 | Delvin Williams | 1974 |
| 3. | 3 | Vic Washington | 1971 |
| 3. | 3 | J.D. Smith | 1958 |

RECEPTIONS

| No | Rec | Player | Year |
|-----|-----|------------------|------|
| 1. | 83 | Earl Cooper | 1980 |
| 2. | 51 | Gene Washington | 1969 |
| 3. | 49 | Jerry Rice | 1985 |
| 4. | 48 | Michael Crabtree | 2009 |
| | | Roger Craig | 1983 |
| 6. | 40 | Eric Johnson | 2001 |
| 7. | 38 | J.J. Stokes | 1995 |
| 8. | 36 | Dave Parks | 1964 |
| 8. | 36 | Vic Washington | 1971 |
| 10. | 35 | Terrell Owens | 1996 |

RECEIVING YARDS

| No | Yds | Player | Year |
|-----|-----|------------------|------|
| 1. | 927 | Jerry Rice | 1985 |
| 2. | 711 | Gene Washington | 1969 |
| 3. | 703 | Dave Parks | 1964 |
| 4. | 625 | Michael Crabtree | 2009 |
| 5. | 567 | Earl Cooper | 1980 |
| 6. | 520 | Terrell Owens | 1996 |
| 7. | 517 | J.J. Stokes | 1995 |
| 8. | 402 | Alex Loyd | 1950 |
| 9. | 395 | R.C. Owens | 1957 |
| 10. | 367 | Hugh McElhenny | 1952 |

RECEIVING TOUCHDOWNS

| No | TD | Player | Year |
|----|----|----------------|------|
| 1. | 8 | Dave Parks | 1964 |
| 2. | 5 | Jimmy Thomas | 1969 |
| | 5 | R.C. Owens | 1957 |
| 4. | 4 | Terrell Owens | 1996 |
| 4. | 4 | J.J. Stokes | 1995 |
| 4. | 4 | Roger Craig | 1983 |
| 4. | 4 | Earl Cooper | 1980 |
| 4. | 4 | Vic Washington | 1971 |
| 4. | 4 | Ken Willard | 1965 |
| 4. | 4 | Carroll Hardy | 1955 |

PASSES COMPLETED

| No | Comp | Player | Year |
|-----|------|-------------------|------|
| 1. | 88 | Tom Owen | 1974 |
| 2. | 84 | Alex Smith | 2005 |
| 3. | 38 | Earl Morrall | 1956 |
| 4. | 23 | Steve Spurrier | 1967 |
| | 23 | George Mira | 1964 |
| 6. | 21 | Jim Druckenmiller | 1997 |
| | 21 | Scott Bull | 1976 |
| | 21 | Dennis Morrison | 1975 |
| 9. | 19 | Billy Kilmer | 1961 |
| 10. | 13 | Joe Montana | 1979 |

PASSING YARDS

| No | Yds | Players | Year |
|-----|-------|-------------------|------|
| 1. | 1,327 | Tom Owen | 1974 |
| 2. | 875 | Alex Smith | 2005 |
| 3. | 621 | Earl Morrall | 1956 |
| 4. | 331 | George Mira | 1964 |
| 5. | 286 | Billy Kilmer | 1961 |
| 6. | 252 | Scott Bull | 1976 |
| 7. | 239 | Jim Druckenmiller | 1997 |
| 8. | 227 | Dennis Morrison | 1974 |
| 9. | 211 | Steve Spurrier | 1967 |
| 10. | 160 | John Brodie | 1957 |

PASSING TOUCHDOWNS

| No | TD | Player | Year |
|----|----|-------------------|------|
| 1. | 10 | Tom Owen | 1974 |
| 2. | 2 | Scott Bull | 1976 |
| | 2 | George Mira | 1964 |
| | 2 | John Brodie | 1957 |
| 5. | 1 | Alex Smith | 2005 |
| | 1 | Jim Druckenmiller | 1997 |
| | 1 | Bill Musgrave | 1991 |
| | 1 | Joe Montana | 1979 |
| | 1 | Dennis Morrison | 1974 |
| | 1 | Bob Waters | 1960 |
| | 1 | Earl Morrall | 1956 |

PASSES ATTEMPTED

| No | Att | Player | Year |
|-----|-----|-------------------|------|
| 1. | 184 | Tom Owen | 1974 |
| 2. | 165 | Alex Smith | 2005 |
| 3. | 78 | Earl Morrall | 1956 |
| 4. | 53 | George Mira | 1964 |
| 5. | 52 | Jim Druckenmiller | 1997 |
| 6. | 51 | Dennis Morrison | 1974 |
| 7. | 50 | Steve Spurrier | 1967 |
| 8. | 48 | Scott Bull | 1976 |
| 9. | 34 | Billy Kilmer | 1961 |
| 10. | 23 | Joe Montana | 1979 |

PASSES INTERCEPTED

| No | INT | Player | YEAR |
|-----|-----|-------------------|------|
| 1. | 15 | Tom Owen | 1974 |
| 2. | 11 | Alex Smith | 2005 |
| 3. | 7 | Steve Spurrier | 1967 |
| 4. | 6 | Earl Morrall | 1956 |
| 5. | 5 | Dennis Morrison | 1974 |
| | 5 | George Mira | 1964 |
| 7. | 4 | Jim Druckenmiller | 1997 |
| | 4 | Scott Bull | 1976 |
| | 4 | Billy Kilmer | 1961 |
| 10. | 3 | John Brodie | 1957 |

PUNT RETURNS

| No | Ret | Player | Year |
|----|-----|------------------------|-------------|
| 1. | 47 | R.W. McQuarters | 1998 |
| 2. | 38 | Don Griffin | 1986 |
| 3. | 35 | Anthony Leonard | 1976 |
| 4. | 23 | Bruce Ellington | 2014 |
| 5. | 22 | Brandon Williams | 2006 |
| | 22 | Ralph McGill | 1972 |
| 7. | 21 | Vinny Sutherland | 2001 |
| | 21 | Joe Arenas | 1951 |

PUNT RETURN YARDS

| No | Yds | Player | Year |
|----|-----|-----------------|------|
| 1. | 406 | R.W. McQuarters | 1998 |
| 2. | 377 | Don Griffin | 1986 |
| 3. | 293 | Anthony Leonard | 1976 |
| 4. | 284 | Hugh McElhenny | 1952 |
| 5. | 272 | Joe Arenas | 1951 |
| 6. | 219 | Ralph McGill | 1972 |

PUNT RETURN TOUCHDOWNS

| No | TD | Player | Year |
|----|----|-----------------|------|
| 1. | 1 | Otis Amey | 2005 |
| | 1 | R.W. McQuarters | 1998 |
| | 1 | Don Griffin | 1986 |
| | 1 | Dana McLemore | 1982 |
| | 1 | Anthony Leonard | 1976 |
| | 1 | Manfred Moore | 1974 |
| | 1 | Hugh McElhenny | 1952 |

PUNTING ATTEMPTS

| No | Att | Player | Year |
|----|-----|-----------------------|-------------|
| 1. | 96 | Andy Lee | 2004 |
| 2. | 91 | Bradley Pinion | 2015 |
| 3. | 79 | Tom Wittum | 1973 |
| 4. | 78 | Barry Helton | 1988 |
| 5. | 77 | Jim Miller | 1980 |

PUNTING YARDS

| No | Yds | Player | Year |
|----|-------|-----------------------|-------------|
| 1. | 3,990 | Andy Lee | 2004 |
| 2. | 3,969 | Bradley Pinion | 2015 |
| 3. | 3,455 | Tom Wittum | 1973 |
| 4. | 3,152 | Jim Miller | 1980 |
| 5. | 3,069 | Barry Helton | 1988 |

PUNTING AVERAGE*

| No | Avg | Player | Year |
|----|------|-----------------------|-------------|
| 1. | 45.7 | Tommy Davis | 1959 |
| 4. | 43.7 | Tom Wittum | 1973 |
| 3. | 43.6 | Bradley Pinion | 2015 |
| 4. | 41.6 | Andy Lee | 2004 |
| 5. | 40.9 | Jim Miller | 1980 |

*minimum of 20 punts

ROOKIE SEASON RECORDS (CONT.)

KICKOFF RETURNS

| No | Ret | Player | Year |
|----|-----|------------------------|-------------|
| 1. | 50 | Vinny Sutherland | 2001 |
| 2. | 41 | James Owens | 1979 |
| 3. | 41 | Dexter Carter | 1971 |
| 4. | 33 | Vic Washington | 1990 |
| 5. | 26 | Rasheed Marshall | 2005 |
| | 26 | Anthony Leonard | 1976 |
| 7. | 24 | Bruce Ellington | 2014 |

KICKOFF RETURN YARDS

| No | Yds | Player | Year |
|----|------------|------------------------|-------------|
| 1. | 1,140 | Vinny Sutherland | 2001 |
| 2. | 1,002 | James Owens | 1979 |
| 3. | 858 | Vic Washington | 1971 |
| 4. | 783 | Dexter Carter | 1990 |
| 5. | 614 | Bruce Ellington | 2014 |
| 6. | 553 | Anthony Leonard | 1976 |

KICKOFF RETURN TOUCHDOWNS

| No | TD | Player | Year |
|----|----|---------------|------|
| 1. | 1 | Amos Lawrence | 1981 |
| | 1 | James Owens | 1979 |
| | 1 | Dave Williams | 1977 |

INTERCEPTIONS

| No | INT | Player | Year |
|----|-----|------------------|------|
| 1. | 7 | Ronnie Lott | 1981 |
| 2. | 6 | Tim McKyer | 1986 |
| | 6 | Dicky Moegle | 1955 |
| 4. | 5 | Kermit Alexander | 1963 |
| | 5 | Jimmy Johnson | 1961 |
| | 5 | Dave Baker | 1959 |
| | 5 | Fred Bruney | 1953 |
| | 5 | Jim Powers | 1950 |

INTERCEPTION RETURN YARDS

| No | Yds | Player | Year |
|----|-----|----------------|------|
| 1. | 138 | Alvin Randolph | 1967 |
| 2. | 117 | Ronnie Lott | 1981 |
| 3. | 116 | Jimmy Johnson | 1961 |
| 4. | 81 | Todd Shell | 1984 |
| 5. | 77 | Rex Berry | 1951 |

INTERCEPTION RETURN TOUCHDOWNS

| No | TD | Player | Year |
|----|----------|-----------------------|-------------|
| 1. | 3 | Ronnie Lott | 1981 |
| 2. | 1 | Dontae Johnson | 2014 |
| | 1 | Tim McKyer | 1986 |
| | 1 | Bill Belk | 1968 |
| | 1 | Alvin Randolph | 1966 |

TOTAL TOUCHDOWNS

| No | TD | Player | Year |
|----|----|-----------------|------|
| 1. | 12 | Roger Craig | 1983 |
| 2. | 10 | Billy Kilmer | 1961 |
| | 10 | Hugh McElhenny | 1952 |
| 4. | 9 | Earl Cooper | 1980 |
| | 9 | Ken Willard | 1965 |
| | 9 | John H. Johnson | 1954 |

TOTAL POINTS

| No | Pts | Player | Year |
|----|-----|-------------|------|
| 1. | 105 | Doug Brien | 1994 |
| 2. | 103 | Wade Richey | 1997 |
| 3. | 72 | Roger Craig | 1983 |

SACKS

| No | Sacks | Player | Year |
|----|------------|-----------------------|-------------|
| 1. | 14.0 | LB Aldon Smith | 2011 |
| 2. | 12.0 | DT Charles Haley | 1986 |
| 3. | 10.5 | DT Dana Stubblefield | 1993 |
| 4. | 6.5 | DE Andre Carter | 2001 |
| 5. | 6.0 | LB Aaron Lynch | 2014 |

ROOKIE SINGLE GAME RECORDS

RUSHING YARDS

| No | Yds | Player | Date | Opp. |
|----|-----|-----------------|----------|---------|
| 1. | 170 | Hugh McElhenny | 10/5/52 | Dal. |
| 2. | 134 | Amp Lee | 12/13/92 | Min. |
| 3. | 131 | Billy Kilmer | 10/8/61 | LA Rams |
| 4. | 125 | Vic Washington | 11/28/71 | NYJ |
| 5. | 124 | Dexter Carter | 12/17/90 | LA Rams |
| | 124 | John H. Johnson | 11/20/54 | Pit. |
| 7. | 118 | Jimmy Thomas | 12/6/69 | Chi. |
| 8. | 108 | Frank Gore | 1/1/06 | Hou. |
| 9. | 100 | Ricky Watters | 9/6/92 | NYG |

RUSHING TOUCHDOWNS

| No | TD | Player | Date | Opp. |
|----|----|---------------|----------|------|
| 1. | 4 | Billy Kilmer | 10/15/61 | Min. |
| 2. | 3 | Ricky Watters | 10/18/92 | Atl. |
| | 3 | Roger Craig | 12/4/83 | TB |

RECEPTIONS

| No | REC | Player | Date | Opp. |
|----|-----|----------------|----------|---------|
| 1. | 10 | Jerry Rice | 12/9/85 | LA Rams |
| | 10 | Earl Cooper | 9/7/80 | NO |
| 3. | 9 | Earl Cooper | 9/14/80 | StL |
| 4. | 8 | Earl Cooper | 10/26/80 | TB |
| | 8 | Earl Cooper | 10/19/80 | LA Rams |
| | 8 | Monty Stickles | 9/25/60 | NYG |

RECEIVING YARDS

| No | Yds | Player | Date | Opp. |
|----|-----|----------------|----------|---------|
| 1. | 241 | Jerry Rice | 12/9/85 | LA Rams |
| 2. | 146 | Dave Parks | 10/25/64 | Min. |
| 3. | 131 | Aaron Thomas | 11/19/61 | Chi. |
| 4. | 125 | Clyde Conner | 12/8/56 | GB |
| 5. | 123 | Monty Stickles | 9/25/60 | NYG |

TOTAL TOUCHDOWNS

| No | TD | Player | Date | Opp. |
|----|----|--------------|----------|------|
| 1. | 4 | Billy Kilmer | 10/15/61 | Min. |
| 2. | 3 | Roger Craig | 12/4/83 | TB |

PUNT RETURN YARDS

| No | Yds | Player | Date | Opp. |
|----|-----|-----------------|----------|---------|
| 1. | 141 | Anthony Leonard | 10/17/76 | NO |
| 2. | 133 | Bruce Taylor | 11/15/70 | Houston |
| 3. | 125 | Dana McLemore | 1/2/83 | LA Rams |
| 4. | 122 | Hugh McElhenny | 10/19/52 | Chi. |
| 5. | 109 | Ralph McGill | 10/29/72 | Atl. |

KICKOFF RETURN YARDS

| No | Yds | Player | Date | Opp. |
|----|-----|------------------|----------|---------|
| 1. | 179 | Vic Washington | 11/14/71 | NO |
| 2. | 172 | LaMichael James | 12/23/12 | Sea. |
| 3. | 163 | Jamal Willis | 10/15/95 | Ind. |
| 4. | 159 | Doug Cunningham | 10/22/67 | NO |
| 5. | 147 | Dana McLemore | 12/2/82 | LA Rams |
| | 147 | Vinny Sutherland | 11/18/01 | Car. |

INTERCEPTIONS

| No | INT | Player | Date | Opp. |
|----|-----|--------------------|----------|---------|
| 1. | 2 | Chris Borland | 11/16/14 | NYG |
| | 2 | Tim McKyer | 12/19/86 | LA Rams |
| | 2 | Ronnie Lott | 10/11/81 | Det. |
| | 2 | Carlton Williamson | 11/29/81 | NYG |
| | 2 | Ricky Churchman | 11/30/80 | NE |
| | 2 | Jimmy Johnson | 11/5/61 | Det. |
| | 2 | Dicky Moegle | 10/23/55 | Chi. |
| | 2 | Rex Berry | 10/21/51 | Chi. |
| | 2 | Jimmy Powers | 10/22/50 | Det. |

ROOKIE HIGHLIGHTS

LONG RUNS FROM SCRIMMAGE

| No | Yds | Player | Opp. | Date |
|----|-----|----------------|----------|----------|
| 1. | 89t | Hugh McElhenny | at Dal. | 10/5/52 |
| 2. | 82t | Hugh McElhenny | vs. Dal. | 10/26/52 |
| 3. | 75t | Jimmy Thomas | vs. Chi. | 12/6/69 |
| 4. | 74t | Dexter Carter | at Atl. | 10/14/90 |
| 5. | 72t | Frank Gore | at Was. | 10/23/05 |

LONG RECEPTIONS

| No | Yds | Player | Opp. | Date |
|----|-----|-----------------|------------|----------|
| 1. | 83t | Dave Parks | at LA Rams | 10/18/64 |
| 2. | 80t | Dave Parks | vs. Min. | 10/25/64 |
| 3. | 79t | Dave Parks | at Min. | 11/8/64 |
| 4. | 78 | Keith Henderson | vs. Atl. | 11/12/89 |
| | 78t | Carroll Hardy | vs. Det. | 10/30/55 |

LONG PUNTS

| No | Yds | Player | Opp. | Date |
|----|-----|--------------|----------|----------|
| 1. | 86 | Larry Barnes | vs. Chi. | 9/29/57 |
| 2. | 81 | Andy Lee | at TB | 11/21/04 |
| 3. | 71 | Tommy Davis | vs. Chi. | 10/25/59 |
| 4. | 70 | Chad Stanley | at Jac. | 9/12/99 |
| 5. | 65 | Jim Miller | at NYJ | 9/21/80 |

LONG PUNT RETURNS

| No | Yds | Player | Opp. | Date |
|----|-----|----------------|-------------|----------|
| 1. | 94t | Hugh McElhenny | vs. Chi. | 10/16/52 |
| 2. | 93t | Dana McLemore | vs. LA Rams | 1/2/83 |
| 3. | 88t | Manfred Moore | vs. Atl. | 11/24/74 |
| 4. | 76t | Don Griffin | vs. Atl. | 11/23/86 |
| | 76 | Bruce Taylor | at Chi. | 11/8/70 |

LONG KICKOFF RETURNS

| No | Yds | Player | Opp. | Date |
|----|-----|-----------------|-------------|----------|
| 1. | 94 | Doug Cunningham | vs. NO | 11/22/67 |
| 2. | 92t | Amos Lawrence | vs. LA Rams | 11/22/81 |
| 3. | 85t | James Owens | vs. Den. | 11/18/79 |
| 4. | 80t | Dave Williams | at Min. | 12/4/77 |
| 5. | 74 | Vic Washington | vs. NE | 10/31/71 |

LONG RETURNS OF FIELD GOAL ATTEMPTS

| No | Yds | Player | Opp. | Date |
|----|-----|----------------|---------|----------|
| 1. | 92t | Bruce Taylor | at NO | 12/13/70 |
| 2. | 62t | Johnny Jackson | at Dal. | 10/15/89 |

LONG COMPLETIONS

| No | Yds | Player | Opp. | Date |
|----|-----|--------------|----------|----------|
| 1. | 79t | George Mira | at Min. | 11/8/64 |
| 2. | 68t | Tom Owen | at Chi. | 11/17/74 |
| 3. | 53t | Tom Owen | vs. Atl. | 11/24/74 |
| 4. | 50t | Harry Sydney | vs. NO | 11/15/87 |
| | 50 | Jim Powers | at Det. | 10/8/50 |

LONG INTERCEPTION RETURNS

| No | Yds | Player | Opp. | Date |
|----|-----|----------------|----------|----------|
| 1. | 94t | Alvin Randolph | vs. Chi. | 12/11/66 |
| 2. | 70t | Jason Webster | vs. Atl. | 11/19/00 |
| | 70 | Bruce Taylor | vs. GB | 11/1/70 |
| 4. | 63 | Jimmy Johnson | vs. GB | 12/10/61 |
| 5. | 53t | Todd Shell | at NO | 11/25/84 |

LONG FIELD GOALS

| No | Yds | Player | Opp. | Date |
|----|-----|------------------|------------|----------|
| 1. | 54 | Steve Mike-Mayer | at LA Rams | 11/9/75 |
| 2. | 52 | Jose Cortez | vs. StL | 9/23/01 |
| 3. | 49 | Jose Cortez | at NYJ | 10/1/01 |
| 4. | 48 | Doug Brien | at NO | 11/28/94 |
| 5. | 47 | Doug Brien | at LA Rams | 9/18/94 |

LONG FUMBLE RETURNS

| No | Yds | Player | Opp. | Date |
|----|-----|-----------------|------------|----------|
| 1. | 75t | Derrick Johnson | at Arz. | 10/2/05 |
| 2. | 34 | Eric Davis | at LA Rams | 12/17/90 |
| 3. | 18 | Ed Pine | at Min. | 12/2/62 |
| 4. | 17 | Jamie Winborn | at NO | 1/6/02 |
| 5. | 16 | Jack Capple | vs. Min. | 10/24/65 |

100-YARD RUSHING GAMES

| | Player | Game(s) | Yards (Att-Lg-TD) |
|-----|--------------------|--------------------------|-------------------|
| 1. | Hugh McElhenny | at Dal. Texans (10/5/52) | 170 (7-89t-1) |
| 2. | Joe Perry** | vs. Bal. (10/29/50) | 142 (16-49-0) |
| 3. | Joe Perry** | vs. GB (12/10/50) | 135 (9-78t-1) |
| 4. | Amp Lee | at Min. (12/13/92) | 134 (23-43-1) |
| 5. | Billy Kilmer | vs. LA Rams (10/8/61) | 131 (19-26-2) |
| 6. | Vic Washington | at NYJ (11/28/71) | 125 (27-20-1) |
| 7. | Dexter Carter | at LA Rams (12/17/90) | 124 (13-74t-1) |
| | John Henry Johnson | at Pit. (11/20/54) | 124 (17-24t-1) |
| 9. | Jimmy Thomas | vs. Chi. (12/6/69) | 118 (6-75t-1) |
| 10. | Billy Kilmer | at Min. (10/15/61) | 115 (20-21-4) |
| 11. | Ken Willard | at Min. (11/28/65) | 113 (18-21-0) |
| 12. | Frank Gore | vs. Hou. (1/1/06) | 108 (25-28-0) |
| | Joe Arenas | vs. GB (12/9/51) | 108 (12-14-2) |
| 14. | Billy Kilmer | at Det. (10/1/61) | 103 (16-31-2) |
| | Hugh McElhenny | at Chi. (10/19/52) | 103 (12-25t-2) |

**Player who was in his 1st NFL season, but had previous prof experience.

100-YARD RECEIVING GAMES

| | Player | Game(s) | Yards (Rec-TD) |
|-----|----------------|-----------------------|----------------|
| 1. | Jerry Rice | vs. LA Rams (12/9/85) | 241 (10-1) |
| 2. | Dave Parks | vs. Min. (10/25/64) | 146 (5-1) |
| 3. | Aaron Thomas | vs. Chi. (11/19/61) | 131 (3-2) |
| 4. | Clyde Conner | vs. GB (12/8/56) | 125 (7-1) |
| 5. | Monty Stickles | vs. NYG (9/25/60) | 123 (8-0) |
| 6. | Carroll Hardy | at GB (11/20/55) | 122 (4-2) |
| 7. | Bernie Casey | vs. GB (12/10/61) | 118 (5-1) |
| | Hugh McElhenny | at NYG (11/9/52) | 118 (4-0) |
| 9. | Dave Parks | at LA Rams (10/18/64) | 112 (3-1) |
| 10. | Jerry Rice | vs. Dal. (12/22/85) | 111 (7-0) |
| 11. | Terrell Owens | vs. Car. (12/8/96) | 110 (5-1) |
| 12. | J.J. Stokes | at Atl. (12/24/95) | 106 (5-1) |
| | Alyn Beals** | vs. LA Rams (10/1/50) | 106 (7-0) |
| 14. | Don Lisbon | vs. Dal. (11/10/63) | 102 (5-2) |
| | Alex Loyd | at Cle. (11/12/50) | 102 (5-0) |

**Player who was in his 1st NFL season, but had previous prof experience.

CAREER 100/300 YARD GAMES

CAREER 100-YARD RUSHING GAMES

| No | Player | W-L-T |
|------------|-------------------------|-----------------|
| 39 | Frank Gore | 31-8-0 |
| 20 | Joe Perry | 16-4-0 |
| 16 | Garrison Hearst | 15-1-0 |
| 14 | Roger Craig | 11-3-0 |
| 12 | Hugh McElhenny | 8-4-0 |
| 12 | J.D. Smith | 7-5-0 |
| 10 | Wendell Tyler | 8-2-0 |
| 10 | Delvin Williams | 5-5-0 |
| 9 | Ricky Watters | 8-1-0 |
| 9 | Ken Willard | 5-3-1 |
| 6 | Charlie Garner | 3-3-0 |
| 5 | Kevan Barlow | 2-3-0 |
| 4 | Billy Kilmer | 4-0-0 |
| 3 | Wilbur Jackson | 2-1-0 |
| 3 | Paul Hofer | 0-3-0 |
| 2 | Carlos Hyde | 1-1-0 |
| 2 | Joe Cribbs | 2-0-0 |
| 2 | Larry Schreiber | 2-0-0 |
| 2 | Maurice Hicks | 2-0-0 |
| 2 | C.R. Roberts | 2-0-0 |
| 2 | Colin Kaepernick | 0-2-0 |
| 1 | Joe Arenas | 1-0-0 |
| 1 | Dexter Carter | 1-0-0 |
| 1 | Lenvil Elliott | 1-0-0 |
| 1 | Keith Henderson | 1-0-0 |
| 1 | John Henry Johnson | 1-0-0 |
| 1 | Terry Kirby | 1-0-0 |
| 1 | Amp Lee | 1-0-0 |
| 1 | Gary Lewis | 1-0-0 |
| 1 | Verl Lillywhite | 1-0-0 |
| 1 | Lawrence Phillips | 1-0-0 |
| 1 | Jimmy Thomas | 1-0-0 |
| 1 | Vic Washington | 1-0-0 |
| 1 | Brian Westbrook | 1-0-0 |
| 1 | O.J. Simpson | 0-1-0 |
| 1 | Steve Young | 0-1-0 |
| 198 | | 146-50-1 |

CAREER 300-YARD PASSING GAMES

| No | Player | W-L-T |
|------------|-------------------------|----------------|
| 35 | Joe Montana | 26-9-0 |
| 28 | Steve Young | 21-7-0 |
| 14 | Jeff Garcia | 5-9-0 |
| 6 | John Brodie | 4-1-1 |
| 6 | Colin Kaepernick | 4-2-0 |
| 5 | Y.A. Tittle | 4-1-0 |
| 5 | Steve DeBerg | 0-5-0 |
| 3 | Elvis Grbac | 2-1-0 |
| 3 | Alex Smith | 1-2-0 |
| 2 | Steve Bono | 2-0-0 |
| 2 | Jeff Kemp | 1-1-0 |
| 2 | Steve Spurrier | 0-2-0 |
| 1 | Blaine Gabbert | 0-1-0 |
| 1 | Troy Smith | 1-0-0 |
| 1 | Tim Rattay | 1-0-0 |
| 1 | George Mira | 1-0-0 |
| 1 | Tom Owen | 1-0-0 |
| 1 | J.T. O'Sullivan | 1-0-0 |
| 1 | Shaun Hill | 0-1-0 |
| 1 | Mike Moroski | 0-1-0 |
| 119 | | 75-43-1 |

CAREER 100-YARD RECEIVING GAMES

| No | Player | W-L-T |
|------------|-----------------------|------------------|
| 66 | Jerry Rice | 46-20-0 |
| 25 | Terrell Owens | 15-10-0 |
| 17 | Gene Washington | 11-5-1 |
| 16 | Dwight Clark | 11-5-0 |
| 12 | John Taylor | 10-2-0 |
| 11 | Freddie Solomon | 5-6-0 |
| 11 | Dave Parks | 2-8-1 |
| 10 | Gordie Soltau | 5-5-0 |
| 10 | Billy Wilson | 4-4-2 |
| 10 | Bernie Casey | 3-5-2 |
| 9 | Vernon Davis | 4-5-0 |
| 8 | R.C. Owens | 5-2-1 |
| 8 | Michael Crabtree | 5-3-0 |
| 5 | Monty Stickles | 3-2-0 |
| 5 | Anquan Boldin | 4-1-0 |
| 4 | Paul Hofer | 2-2-0 |
| 4 | J.J. Stokes | 2-2-0 |
| 3 | Garrison Hearst | 2-1-0 |
| 3 | Dick Witcher | 2-1-0 |
| 3 | Clifton McNeil | 1-2-0 |
| 3 | Ted Kwalick | 0-2-1 |
| 3 | Brandon Lloyd | 0-3-0 |
| 2 | Clyde Conner | 2-0-0 |
| 2 | Roger Craig | 2-0-0 |
| 2 | J.R. Boone | 1-1-0 |
| 2 | Isaac Bruce | 1-1-0 |
| 2 | Antonio Bryant | 1-1-0 |
| 2 | John David Crow | 1-1-0 |
| 2 | Eric Johnson | 1-1-0 |
| 2 | Hugh McElhenny | 1-1-0 |
| 1 | Danny Abramowicz | 1-0-0 |
| 1 | Jimmy Johnson | 1-0-0 |
| 1 | Brent Jones | 1-0-0 |
| 1 | Don Lisbon | 1-0-0 |
| 1 | Willie McGee | 1-0-0 |
| 1 | Jeff Moore | 1-0-0 |
| 1 | Renaldo Nehemiah | 1-0-0 |
| 1 | Ted Popson | 1-0-0 |
| 1 | Tom Rathman | 1-0-0 |
| 1 | J.D. Smith | 1-0-0 |
| 1 | Aaron Thomas | 1-0-0 |
| 1 | Ricky Watters | 1-0-0 |
| 1 | Mike Wilson | 1-0-0 |
| 1 | Arnaz Battle | 0-1-0 |
| 1 | Alyn Beals | 0-1-0 |
| 1 | Jimmy Cason | 0-1-0 |
| 1 | Curtis Conway | 0-1-0 |
| 1 | Charlie Garner | 0-1-0 |
| 1 | Frank Gore | 0-1-0 |
| 1 | Carroll Hardy | 0-1-0 |
| 1 | Alex Loyd | 0-1-0 |
| 1 | Joshua Morgan | 0-1-0 |
| 1 | Quinton Patton | 0-1-0 |
| 1 | Joe Perry | 0-1-0 |
| 1 | Mike Sherrard | 0-1-0 |
| 1 | Torrey Smith | 0-1-0 |
| 1 | Jimmy Thomas | 0-1-0 |
| 1 | Cedrick Wilson | 0-1-0 |
| 286 | | 162-116-8 |

49ERS 300-YARD PASSERS

| | | | |
|--|----------------------------|-------------------------------------|---------------------|
| 398 – Colin Kaepernick vs. NO | 11/6/16 (24 of 39) | 348 – Steve Young vs. Atl. | 10/13/91 (22 of 38) |
| 354 – Blaine Gabbert vs. StL | 1/3/16 (28 of 44) | 348 – Steve Young vs. SD | 9/8/91 (26 of 36) |
| 318 – Blaine Gabbert vs. Arz. | 11/29/15 (25 of 36) | 411 – Joe Montana at GB | 11/4/90 (25 of 40) |
| 340 – Colin Kaepernick vs. Bal. | 10/18/15 (16 of 27) | 476 – Joe Montana at Atl. | 10/14/90 (32 of 49) |
| 335 – Colin Kaepernick at Pit. | 9/20/15 (33 of 46) | 318 – Joe Montana at Hou. | 10/7/90 (20 of 28) |
| 343 – Colin Kaepernick at StL | 10/13/14 (22 of 36) | 398 – Joe Montana vs. Atl. | 9/23/90 (24 of 36) |
| 310 – Colin Kaepernick at Arz. | 12/29/13 (21 of 34) | 390 – Joe Montana vs. Was. | 9/16/90 (29 of 44) |
| 412 – Colin Kaepernick vs. GB | 9/8/13 (27 of 39) | 458 – Joe Montana at LA Rams | 12/11/89 (30 of 42) |
| 303 – Alex Smith vs. Buf. | 10/7/12 (18 of 24) | 325 – Joe Montana vs. GB | 11/19/89 (30 of 42) |
| 356 – Troy Smith vs. StL | 11/14/10 (17 of 28) | 302 – Joe Montana vs. NO | 11/6/89 (22 of 31) |
| 309 – Alex Smith vs. Phi. | 10/10/10 (25 of 39) | 428 – Joe Montana at Phi. | 9/24/89 (25 of 34) |
| 310 – Alex Smith at Sea. | 12/6/09 (27 of 45) | 302 – Joe Montana at Sea. | 9/25/88 (20 of 29) |
| 303 – Shaun Hill at Dal. | 11/23/08 (21 of 33) | 343 – Joe Montana vs. Atl. | 9/18/88 (32 of 48) |
| 321 – J.T. O'Sullivan at Sea. | 9/14/08 (20 of 32) | 308 – Joe Montana at GB | 12/6/87 (26 of 35) |
| 417 – Tim Rattay vs. Arz. | 10/10/04 (38 of 57) | 342 – Joe Montana vs. Cle. | 11/29/87 (23 of 31) |
| 344 – Jeff Garcia at Cin. | 12/14/03 (26 of 33) | 304 – Joe Montana at TB | 11/22/87 (29 of 45) |
| 337 – Jeff Garcia at SD | 11/17/02 (25 of 43) | 334 – Joe Montana vs. StL Cardinals | 10/18/87 (31 of 39) |
| 305 – Jeff Garcia at Car. | 11/18/01 (34 of 54) | 316 – Joe Montana at Pit. | 9/13/87 (34 of 49) |
| 332 – Jeff Garcia at Atl. | 10/14/01 (27 of 41) | 441 – Joe Montana at Was. | 11/17/86 (33 of 60) |
| 335 – Jeff Garcia vs. Atl. | 9/9/01 (26 of 40) | 332 – Mike Moroski at NO | 11/2/86 (23 of 40) |
| 402 – Jeff Garcia vs. Chi. | 12/17/00 (36 of 44) | 359 – Jeff Kemp vs. Min. | 10/12/86 (23 of 42) |
| 305 – Jeff Garcia vs. NO | 12/10/00 (25 of 38) | 332 – Jeff Kemp vs NO | 9/21/86 (29 of 44) |
| 323 – Jeff Garcia at SD | 12/3/00 (18 of 32) | 356 – Joe Montana at TB | 9/7/86 (32 of 46) |
| 307 – Jeff Garcia at Car. | 10/22/00 (25 of 39) | 322 – Joe Montana vs. Dal. | 12/22/85 (24 of 34) |
| 336 – Jeff Garcia at GB | 10/15/00 (27 of 42) | 354 – Joe Montana at NO | 12/15/85 (25 of 38) |
| 336 – Jeff Garcia vs. Oak. | 10/8/00 (28 of 41) | 328 – Joe Montana vs. LA Rams | 12/9/85 (26 of 36) |
| 373 – Jeff Garcia at Atl. | 1/3/00 (26 of 34) | 406 – Joe Montana at LA Rams | 10/27/85 (22 of 30) |
| 303 – Jeff Garcia at Car. | 12/18/99 (29 of 46) | 329 – Joe Montana at Atl. | 10/6/85 (37 of 57) |
| 437 – Jeff Garcia at Cin. | 12/5/99 (33 of 49) | 301 – Joe Montana vs. Cin. | 11/4/84 (27 of 42) |
| 342 – Steve Young at Atl. | 11/15/98 (21 of 40) | 365 – Joe Montana at LA Rams | 10/28/84 (21 of 31) |
| 331 – Steve Young vs. Ind. | 10/18/98 (33 of 51) | 353 – Joe Montana at Hou. | 10/21/84 (25 of 35) |
| 309 – Steve Young at NO | 10/11/98 (21 of 40) | 381 – Joe Montana vs. Was. | 9/10/84 (24 of 40) |
| 329 – Steve Young at Buf. | 10/4/98 (23 of 38) | 358 – Joe Montana at LA Rams | 10/23/83 (25 of 39) |
| 387 – Steve Young vs. Atl. | 9/27/98 (28 of 39) | 316 – Joe Montana vs. LA Rams | 10/9/83 (28 of 42) |
| 303 – Steve Young at Was. | 9/14/98 (21 of 32) | 341 – Joe Montana at StL Cardinals | 9/18/83 (20 of 32) |
| 363 – Steve Young vs. NYJ | 9/6/98 (26 of 46) | 356 – Joe Montana vs. SD | 12/11/82 (31 of 46) |
| 336 – Steve Young vs. Atl. | 9/21/97 (17 of 24) | 305 – Joe Montana vs. LA Rams | 12/2/82 (26 of 37) |
| 393 – Steve Young vs. Car. | 12/8/96 (27 of 41) | 334 – Joe Montana vs. NO | 11/28/82 (27 of 42) |
| 316 – Steve Young at Atl. | 12/24/95 (31 of 44) | 408 – Joe Montana at StL Cardinals | 11/21/82 (26 of 39) |
| 425 – Steve Young vs. Min. | 12/18/95 (30 of 49) | 336 – Joe Montana at Den. | 9/19/82 (26 of 37) |
| 336 – Steve Young at Car. | 12/10/95 (31 of 45) | 345 – Steve DeBerg at Atl. | 9/28/80 (32 of 51) |
| 382 – Elvis Grbac at Mia. | 11/20/95 (31 of 41) | 345 – Steve DeBerg vs. Atl. | 12/16/79 (29 of 54) |
| 305 – Elvis Grbac at Dal. | 11/12/95 (20 of 30) | 348 – Steve DeBerg vs. Chi. Bears | 10/28/79 (26 of 41) |
| 327 – Elvis Grbac at Car. | 11/5/95 (26 of 37) | 306 – Steve DeBerg vs. Sea. | 10/7/79 (31 of 40) |
| 348 – Steve Young at Det. | 9/25/95 (27 of 44) | 321 – Steve DeBerg at Hou. | 9/17/78 (20 to 32) |
| 331 – Steve Young vs. Atl. | 9/10/95 (27 of 40) | 316 – Tom Owen at Chi. | 11/17/74 (15 of 26) |
| 350 – Steve Young vs. Den. | 12/17/94 (20 of 29) | 320 – Steve Spurrier vs. Min. | 10/14/73 (31 of 48) |
| 304 – Steve Young at SD | 12/11/94 (25 of 32) | 315 – Steve Spurrier at GB | 11/5/72 (19 of 37) |
| 325 – Steve Young vs. LA Rams | 11/20/94 (30 of 44) | 317 – John Brodie at Chi. | 11/8/70 (21 of 28) |
| 355 – Steve Young at LA Rams | 9/18/94 (31 of 39) | 356 – John Brodie at LAN | 11/9/69 (25 of 42) |
| 308 – Steve Young vs. LA Raiders | 9/5/94 (19 of 32) | 301 – John Brodie vs. GB | 12/1/68 (24 of 39) |
| 354 – Steve Young at Det. | 12/19/93 (17 of 23) | 324 – George Mira at Atl. | 12/10/67 (20 of 34) |
| 462 – Steve Young at LA Rams | 11/28/93 (26 of 32) | 327 – John Brodie at Chi. | 11/13/66 (28 of 54) |
| 311 – Steve Young at TB | 11/14/93 (23 of 29) | 328 – John Brodie vs. GB | 12/10/61 (19 of 29) |
| 342 – Steve Young vs. Phi. | 11/29/92 (24 of 35) | 322 – John Brodie vs. Chi. | 11/19/61 (11 of 19) |
| 399 – Steve Young vs. Atl. | 10/18/92 (18 of 28) | 316 – Y.A. Tittle at Det. | 10/16/55 (15 of 31) |
| 449 – Steve Young vs. Buf. | 9/13/92 (26 of 37) | 371 – Y.A. Tittle vs. Bal. | 12/13/53 (29 of 44) |
| 338 – Steve Young vs. Chi. | 12/23/91 (21 of 32) | 301 – Y.A. Tittle at LA Rams | 11/8/53 (18 of 32) |
| 347 – Steve Bono vs. NO | 12/1/91 (27 of 41) | 304 – Y.A. Tittle vs. Chi. | 11/1/53 (25 of 43) |
| 306 – Steve Bono at LA Rams | 11/25/91 (18 of 33) | 341 – Y.A. Tittle at NYG | 11/9/52 (16 of 29) |

49ERS 100-YARD RUSHERS SINCE 1970

| | |
|---------------------------------------|------------------------------|
| 113 – Colin Kaepernick at Mia. | 11/27/16 (10 carries) |
| 102 – Carlos Hyde at Sea. | 9/25/16 (21 carries) |
| 168 – Carlos Hyde vs. Min. | 9/14/15 (26 carries) |
| 144 – Frank Gore vs. Arz. | 12/28/14 (25 carries) |
| 158 – Frank Gore vs. SD | 12/20/14 (26 carries) |
| 151 – Colin Kaepernick vs. SD | 12/20/14 (7 carries) |
| 107 – Frank Gore vs. KC | 10/5/14 (18 carries) |
| 119 – Frank Gore vs. Phi. | 9/28/14 (24 carries) |
| 110 – Frank Gore vs. Sea. | 12/8/13 (17 carries) |
| 101 – Frank Gore vs. Arz. | 10/13/13 (25 carries) |
| 153 – Frank Gore at StL | 9/26/13 (20 carries) |
| 131 – Frank Gore vs. Sea. | 10/18/12 (16 carries) |
| 106 – Frank Gore vs. Buf. | 10/7/12 (14 carries) |
| 112 – Frank Gore at GB | 9/9/12 (16 carries) |
| 107 – Frank Gore at Was. | 11/6/11 (19 carries) |
| 134 – Frank Gore vs. Cle. | 10/30/11 (31 carries) |
| 141 – Frank Gore at Det. | 10/16/11 (15 carries) |
| 125 – Frank Gore vs. TB | 10/9/11 (20 carries) |
| 127 – Frank Gore at Phi. | 10/2/11 (15 carries) |
| 136 – Brian Westbrook at Arz. | 11/29/10 (23 carries) |
| 118 – Frank Gore vs. Den. (London) | 10/31/10 (29 carries) |
| 102 – Frank Gore at Car. | 10/24/10 (19 carries) |
| 149 – Frank Gore vs. Oak. | 10/17/10 (25 carries) |
| 112 – Frank Gore vs. NO | 9/20/10 (20 carries) |
| 107 – Frank Gore at StL | 1/3/10 (23 carries) |
| 107 – Frank Gore at Phi. | 12/20/09 (16 carries) |
| 167 – Frank Gore vs. Arz. | 12/14/09 (25 carries) |
| 104 – Frank Gore vs. Chi. | 11/12/09 (25 carries) |
| 207 – Frank Gore vs. Sea. | 9/20/09 (16 carries) |
| 106 – Frank Gore vs. StL | 11/16/08 (18 carries) |
| 101 – Frank Gore vs. Phi. | 10/12/08 (19 carries) |
| 130 – Frank Gore vs. Det. | 9/21/08 (27 carries) |
| 138 – Frank Gore vs. Cin. | 12/15/07 (29 carries) |
| 116 – Frank Gore at Arz. | 11/25/07 (21 carries) |
| 153 – Frank Gore at Den. | 12/31/06 (31 carries) |
| 144 – Frank Gore at Sea. | 12/14/06 (29 carries) |
| 130 – Frank Gore vs. GB | 12/10/06 (18 carries) |
| 134 – Frank Gore at StL | 11/26/06 (21 carries) |
| 212 – Frank Gore vs. Sea. | 11/19/06 (24 carries) |
| 159 – Frank Gore at Det. | 11/12/06 (22 carries) |
| 111 – Frank Gore at Chi. | 10/29/06 (12 carries) |
| 134 – Frank Gore vs. Oak. | 10/8/06 (27 carries) |
| 127 – Frank Gore vs. StL | 9/17/06 (29 carries) |
| 108 – Frank Gore vs. Hou | 1/1/06 (25 carries) |
| 109 – Maurice Hicks at StL | 12/24/05 (10 carries) |
| 101 – Kevan Barlow vs. TB | 10/30/05 (26 carries) |
| 103 – Kevan Barlow at NE | 1/2/05 (25 carries) |
| 139 – Maurice Hicks at Arz. | 12/12/04 (34 carries) |
| 114 – Kevan Barlow at NO | 9/19/04 (20 carries) |
| 154 – Kevan Barlow at Phi. | 12/21/03 (30 carries) |
| 154 – Kevan Barlow vs. Arz. | 12/7/03 (18 carries) |
| 117 – Garrison Hearst vs. TB | 10/19/03 (20 carries) |
| 124 – Garrison Hearst vs. Sea. | 12/1/02 (31 carries) |
| 116 – Garrison Hearst vs. StL | 10/6/02 (13 carries) |
| 103 – Garrison Hearst vs. Mia. | 12/16/01 (26 carries) |

| | |
|---------------------------------|-----------------------|
| 124 – Garrison Hearst vs. Buf | 12/2/01 (25 carries) |
| 106 – Garrison Hearst at Ind. | 11/25/01 (12 carries) |
| 145 – Garrison Hearst vs. NO | 11/11/01 (17 carries) |
| 102 – Charlie Garner vs. KC | 11/12/00 (25 carries) |
| 109 – Charlie Garner vs. Oak. | 10/8/00 (24 carries) |
| 201 – Charlie Garner at Dal. | 9/24/00 (36 carries) |
| 129 – Charlie Garner vs. Was | 12/26/99 (16 carries) |
| 107 – Charlie Garner vs. Atl. | 12/12/99 (26 carries) |
| 166 – Charlie Garner vs. Pit | 11/7/99 (20 carries) |
| 102 – Lawrence Phillips at Arz. | 9/27/99 (9 carries) |
| 107 – Garrison Hearst at NE | 12/20/98 (27 carries) |
| 198 – Garrison Hearst vs. Det. | 12/14/98 (24 carries) |
| 139 – Garrison Hearst at Car. | 12/6/98 (20 carries) |
| 166 – Garrison Hearst vs. NYG | 11/30/98 (20 carries) |
| 138 – Garrison Hearst at Was | 9/14/98 (22 carries) |
| 187 – Garrison Hearst vs. NYJ | 9/6/98 (20 carries) |
| 104 – Garrison Hearst vs. Dal. | 11/2/97 (22 carries) |
| 105 – Garrison Hearst at Atl. | 10/19/97 (18 carries) |
| 141 – Garrison Hearst at Car. | 9/29/97 (28 carries) |
| 105 – Terry Kirby at Atl. | 12/2/96 (12 carries) |
| 105 – Ricky Watters at NO | 11/28/94 (26 carries) |
| 103 – Ricky Watters vs. TB | 10/23/94 (14 carries) |
| 116 – Ricky Watters vs. NO | 11/22/93 (16 carries) |
| 135 – Ricky Watters at NO | 9/26/93 (25 carries) |
| 112 – Ricky Watters vs. Atl. | 9/19/93 (19 carries) |
| 134 – Amp Lee at Min. | 12/13/92 (23 carries) |
| 163 – Ricky Watters at LA Rams | 11/22/92 (26 carries) |
| 115 – Ricky Watters vs. NO | 11/15/92 (21 carries) |
| 104 – Ricky Watters at NE | 10/11/92 (19 carries) |
| 100 – Ricky Watters at NYG | 9/6/92 (13 carries) |
| 104 – Keith Henderson vs. Det. | 10/20/91 (20 carries) |
| 102 – Steve Young vs. NO | 12/23/90 (8 carries) |
| 124 – Dexter Carter at LA Rams | 12/17/90 (13 carries) |
| 105 – Roger Craig vs. Buf. | 12/17/89 (25 carries) |
| 109 – Roger Craig vs. Atl. | 11/12/89 (17 carries) |
| 131 – Roger Craig at Ind. | 9/10/89 (24 carries) |
| 115 – Roger Craig vs. NO | 12/11/88 (22 carries) |
| 103 – Roger Craig at Atl. | 12/4/88 (23 carries) |
| 162 – Roger Craig at Phx. | 11/6/88 (26 carries) |
| 190 – Roger Craig at LA Rams | 10/16/88 (22 carries) |
| 143 – Roger Craig vs. Den. | 10/9/88 (26 carries) |
| 107 – Roger Craig at Sea. | 9/25/88 (21 carries) |
| 110 – Roger Craig at NYG | 9/11/88 (18 carries) |
| 104 – Roger Craig at LA Rams | 11/1/87 (23 carries) |
| 107 – Joe Cribbs at NE | 12/14/86 (23 carries) |
| 101 – Roger Craig vs. Atl. | 11/23/86 (17 carries) |
| 105 – Joe Cribbs vs. StL | 11/9/86 (21 carries) |
| 111 – Wendell Tyler vs. KC | 11/17/85 (16 carries) |
| 117 – Roger Craig at Den. | 11/11/85 (22 carries) |
| 107 – Wendell Tyler at Det. | 10/20/85 (16 carries) |
| 107 – Roger Craig vs. Atl. | 9/15/85 (11 carries) |
| 125 – Wendell Tyler at Min. | 9/8/85 (21 carries) |
| 117 – Wendell Tyler at NO | 11/25/84 (15 carries) |
| 108 – Wendell Tyler at Hou. | 10/21/84 (23 carries) |
| 101 – Wendell Tyler at NYG | 10/8/84 (14 carries) |

49ERS 100-YARD RUSHERS SINCE 1970 (CONT.)

| | |
|--------------------------------|-----------------------|
| 113 – Wendell Tyler at Phi. | 9/23/84 (21 carries) |
| 102 – Wendell Tyler vs. TB | 12/4/83 (16 carries) |
| 108 – Wendell Tyler at StL | 9/18/83 (18 carries) |
| 107 – Wendell Tyler at Min. | 9/8/83 (19 carries) |
| 125 – Lenvil Elliot vs. NO | 12/7/80 (20 carries) |
| 147 – Paul Hofer at NO | 11/11/79 (17 carries) |
| 106 – Paul Hofer at Oak. | 11/4/79 (13 carries) |
| 104 – Paul Hofer vs. LA Rams | 11/19/78 (20 carries) |
| 108 – O.J. Simpson vs. Chi. | 9/10/78 (27 carries) |
| 107 – Delvin Williams at Min. | 12/4/77 (27 carries) |
| 190 – Wilbur Jackson vs. NO | 11/27/77 (16 carries) |
| 123 – Wilbur Jackson at NO | 11/13/77 (22 carries) |
| 110 – Delvin Williams at NO | 11/13/77 (25 carries) |
| 106 – Delvin Williams vs. Det. | 10/23/77 (27 carries) |

| | |
|--|-----------------------|
| 104 – Delvin Williams at SD | 12/5/76 (26 carries) |
| 156 – Wilbur Jackson vs. Min. | 11/29/76 (30 carries) |
| 153 – Delvin Williams vs. Min. | 11/29/76 (20 carries) |
| 180 – Delvin Williams vs. Was. | 11/7/76 (23 carries) |
| 194 – Delvin Williams at StL Cardinals | 10/31/76 (34 carries) |
| 121 – Delvin Williams at GB | 9/12/76 (25 carries) |
| 104 – Delvin Williams at Atl. | 12/14/75 (10 carries) |
| 106 – Delvin Williams vs. Chi. | 11/16/75 (12 carries) |
| 106 – Larry Schreiber vs. Atl. | 11/24/74 (20 carries) |
| 117 – Ken Willard vs. Phi. | 12/2/73 (15 carries) |
| 104 – Larry Schreiber vs. Bal. | 11/12/72 (17 carries) |
| 125 – Vic Washington at NYJ | 11/28/71 (27 carries) |
| 129 – Ken Willard at NYJ | 11/28/71 (15 carries) |
| 105 – Ken Willard vs. Cle. | 9/27/70 (22 carries) |

49ERS 100-YARD RECEIVERS SINCE 1970

| | | | |
|---------------------------------|-----------------------|---------------------------------|-----------------------|
| 106 – Quinton Patton vs. NO | 11/6/16 (6 catches) | 143 – Jerry Rice at Atl. | 1/3/00 (6 catches) |
| 102 – Jeremy Kerley vs. Arz. | 10/6/16 (8 catches) | 130 – J.J. Stokes at Atl. | 1/3/00 (5 catches) |
| 102 – Anquan Boldin vs. Bal. | 10/18/15 (5 catches) | 157 – Jerry Rice at Cin. | 12/5/99 (9 catches) |
| 107 – Anquan Boldin at NYG | 10/11/15 (8 catches) | 145 – Terrell Owens at Cin. | 12/5/99 (9 catches) |
| 120 – Torrey Smith at Pit. | 9/20/15 (6 catches) | 120 – Terrell Owens vs. StL | 11/21/99 (6 catches) |
| 137 – Anquan Boldin vs. Was. | 11/23/14 (9 catches) | 115 – Jerry Rice at NE | 12/20/98 (5 catches) |
| 103 – Stevie Johnson at Arz. | 9/21/14 (9 catches) | 140 – Terrell Owens vs. NYG | 11/30/98 (5 catches) |
| 149 – Anquan Boldin at Arz. | 12/29/13 (9 catches) | 103 – Garrison Hearst vs. NO | 11/22/98 (4 catches) |
| 102 – Michael Crabtree vs. Atl. | 12/23/13 (5 catches) | 169 – Jerry Rice at Atl. | 11/15/98 (10 catches) |
| 180 – Vernon Davis vs. Arz. | 10/13/13 (8 catches) | 120 – Terrell Owens at StL. | 10/25/98 (5 catches) |
| 208 – Anquan Boldin vs. GB | 9/8/13 (13 catches) | 110 – J.J. Stokes vs. Ind. | 10/18/98 (9 catches) |
| 172 – Michael Crabtree vs. Arz. | 12/30/12 (8 catches) | 162 – Jerry Rice vs. Atl. | 9/27/98 (8 catches) |
| 107 – Michael Crabtree at NE | 12/16/12 (7 catches) | 105 – Garrison Hearst vs. Atl. | 9/27/98 (4 catches) |
| 101 – Michael Crabtree at StL | 12/2/12 (7 catches) | 111 – J.J. Stokes vs. NYJ | 9/6/98 (7 catches) |
| 113 – Michael Crabtree vs. Buf. | 10/7/12 (6 catches) | 129 – Jerry Rice vs. Car. | 12/8/96 (10 catches) |
| 106 – Vernon Davis vs. Buf. | 10/7/12 (5 catches) | 110 – Terrell Owens vs. Car. | 12/8/96 (5 catches) |
| 118 – Vernon Davis at StL | 1/1/12 (8 catches) | 116 – Ted Popson vs. Cin. | 10/20/96 (8 catches) |
| 120 – Michael Crabtree vs. Arz. | 11/20/11 (7 catches) | 108 – Jerry Rice at StL | 10/6/96 (7 catches) |
| 114 – Vernon Davis at Cin. | 9/25/11 (8 catches) | 127 – Jerry Rice at Car. | 9/22/96 (10 catches) |
| 122 – Michael Crabtree at StL | 12/26/10 (6 catches) | 153 – Jerry Rice at Atl. | 12/24/95 (12 catches) |
| 106 – Joshua Morgan at SD | 12/16/10 (7 catches) | 106 – J.J. Stokes at Atl. | 12/24/95 (5 catches) |
| 126 – Vernon Davis at GB | 12/5/10 (4 catches) | 289 – Jerry Rice vs. Min. | 12/18/95 (14 catches) |
| 105 – Michael Crabtree vs. Phi. | 10/10/10 (9 catches) | 121 – Jerry Rice at Car. | 12/10/95 (6 catches) |
| 104 – Vernon Davis vs. Phi. | 10/10/10 (5 catches) | 149 – Jerry Rice at Mia. | 11/20/95 (8 catches) |
| 102 – Frank Gore at KC | 9/26/10 (9 catches) | 161 – Jerry Rice at Dal. | 11/12/95 (5 catches) |
| 111 – Vernon Davis at Sea. | 12/6/09 (6 catches) | 111 – Jerry Rice vs. Car. | 11/5/95 (8 catches) |
| 108 – Vernon Davis at GB | 11/22/09 (6 catches) | 108 – Jerry Rice vs. NO | 10/29/95 (8 catches) |
| 102 – Vernon Davis vs. Ten. | 11/8/09 (10 catches) | 181 – Jerry Rice at Det. | 9/25/95 (11 catches) |
| 125 – Isaac Bruce at Dal. | 11/23/08 (8 catches) | 167 – Jerry Rice vs. Atl. | 9/10/95 (11 catches) |
| 120 – Arnaz Battle at NO | 9/28/08 (7 catches) | 121 – Jerry Rice vs. Den. | 12/17/94 (9 catches) |
| 153 – Isaac Bruce at Sea. | 9/14/08 (4 catches) | 106 – Rickey Watters vs. Den. | 12/17/94 (4 catches) |
| 131 – Antonio Bryant vs. StL | 9/17/06 (4 catches) | 144 – Jerry Rice at SD | 12/11/94 (12 catches) |
| 114 – Antonio Bryant at Arz. | 9/10/06 (4 catches) | 165 – Jerry Rice vs. LA Rams | 11/20/94 (16 catches) |
| 119 – Brandon Lloyd vs. Sea. | 11/20/05 (7 catches) | 147 – Jerry Rice at LA Rams | 9/18/94 (11 catches) |
| 102 – Brandon Lloyd at Arz. | 10/2/05 (7 catches) | 103 – John Taylor at LA Rams | 9/18/94 (7 catches) |
| 142 – Brandon Lloyd vs. Dal. | 9/25/05 (4 catches) | 169 – Jerry Rice vs. LA Raiders | 9/5/94 (7 catches) |
| 101 – Cedrick Wilson vs. Car. | 11/14/04 (5 catches) | 132 – Jerry Rice at Det. | 12/19/93 (4 catches) |
| 162 – Eric Johnson vs. Arz. | 10/10/04 (13 catches) | 115 – John Taylor at Det. | 12/19/93 (4 catches) |
| 113 – Eric Johnson vs. StL | 10/3/04 (10 catches) | 105 – Jerry Rice at Atl. | 12/11/93 (6 catches) |
| 112 – Curtis Conway at NO | 9/19/04 (8 catches) | 166 – Jerry Rice at LA Rams | 11/28/93 (8 catches) |
| 127 – Terrell Owens at Cin. | 12/14/03 (8 catches) | 150 – John Taylor at LA Rams | 11/28/93 (6 catches) |
| 155 – Terrell Owens vs. Pit. | 11/17/03 (8 catches) | 172 – Jerry Rice at TB | 11/14/93 (8 catches) |
| 152 – Terrell Owens vs. TB | 10/19/03 (6 catches) | 155 – Jerry Rice vs. Phx. | 10/24/93 (9 catches) |
| 112 – Terrell Owens vs. Chi. | 9/7/03 (7 catches) | 118 – Jerry Rice vs. TB | 12/19/92 (7 catches) |
| 123 – Terrell Owens at Dal. | 12/8/02 (12 catches) | 133 – Jerry Rice vs. Phi. | 11/29/92 (8 catches) |
| 166 – Terrell Owens vs. Phi. | 11/25/02 (13 catches) | 183 – Jerry Rice vs. Atl. | 10/18/92 (7 catches) |
| 171 – Terrell Owens at SD | 11/17/02 (7 catches) | 159 – Mike Sherrard vs. Buf. | 9/13/92 (6 catches) |
| 191 – Terrell Owens at Oak. | 11/3/02 (12 catches) | 112 – John Taylor vs. Buf. | 9/13/92 (5 catches) |
| 132 – Terrell Owens vs. Arz. | 10/27/02 (8 catches) | 125 – Jerry Rice vs. Chi. | 12/23/91 (5 catches) |
| 116 – Terrell Owens at NO | 1/6/02 (2 catches) | 113 – John Taylor at Sea. | 12/8/91 (7 catches) |
| 103 – Terrell Owens at Ind. | 11/25/01 (6 catches) | 154 – Jerry Rice vs. NO | 12/1/91 (9 catches) |
| 100 – Terrell Owens vs. NO | 11/11/01 (8 catches) | 121 – John Taylor at LA Rams | 11/25/91 (6 catches) |
| 125 – Terrell Owens vs. Det. | 11/4/01 (9 catches) | 127 – John Taylor at Atl. | 11/3/91 (2 catches) |
| 105 – Garrison Hearst at Chi. | 10/28/01 (4 catches) | 138 – Jerry Rice vs. Atl. | 10/13/91 (7 catches) |
| 183 – Terrell Owens at Atl. | 10/14/01 (9 catches) | 150 – Jerry Rice vs. SD | 9/8/91 (9 catches) |
| 118 – Terrell Owens vs. Car. | 10/7/01 (8 catches) | 118 – Jerry Rice at Min. | 12/30/90 (9 catches) |
| 283 – Terrell Owens vs. Chi. | 12/17/00 (20 catches) | 104 – Jerry Rice at LA Rams | 12/17/90 (5 catches) |
| 129 – Terrell Owens vs. NO | 12/10/00 (6 catches) | 101 – Jerry Rice at Cin. | 12/9/90 (8 catches) |
| 115 – Terrell Owens vs. StL | 10/29/00 (8 catches) | 147 – Jerry Rice at Dal. | 11/11/90 (12 catches) |
| 112 – Charlie Garner at Car. | 10/22/00 (7 catches) | 187 – Jerry Rice at GB | 11/4/90 (6 catches) |
| 176 – Terrell Owens vs. Oak. | 10/8/00 (12 catches) | 225 – Jerry Rice at Atl. | 10/14/90 (13 catches) |
| 108 – Terrell Owens at StL | 9/17/00 (6 catches) | 132 – John Taylor at Hou. | 10/7/90 (4 catches) |

49ERS 100-YARD RECEIVERS SINCE 1970 (CONT.)

| | | | |
|---------------------------------|-----------------------|-----------------------------------|-----------------------|
| 171 – Jerry Rice vs. Atl. | 9/23/90 (8 catches) | 101 – Dwight Clark vs. Atl. | 12/19/82 (8 catches) |
| 125 – Brent Jones vs. Atl. | 9/23/90 (5 catches) | 135 – Dwight Clark vs. SD | 12/11/82 (12 catches) |
| 160 – John Taylor vs. Was. | 9/16/90 (8 catches) | 102 – Jeff Moore at LA Rams | 12/2/82 (8 catches) |
| 101 – Jerry Rice vs. Chi. | 12/24/89 (4 catches) | 103 – Dwight Clark at StL | 11/21/82 (6 catches) |
| 286 – John Taylor at LA Rams | 12/11/89 (11 catches) | 127 – Dwight Clark at Den. | 9/19/82 (9 catches) |
| 162 – John Taylor at Atl. | 12/3/89 (5 catches) | 109 – Freddie Solomon at Den. | 9/19/82 (4 catches) |
| 117 – Jerry Rice vs. NYG | 11/27/89 (7 catches) | 106 – Dwight Clark vs. LA Raiders | 9/12/82 (6 catches) |
| 106 – Jerry Rice vs. GB | 11/19/89 (9 catches) | 124 – Freddie Solomon at LA Rams | 11/22/81 (5 catches) |
| 112 – Jerry Rice vs. NE | 10/22/89 (6 catches) | 128 – Dwight Clark vs. Atl. | 11/8/81 (7 catches) |
| 103 – Tom Rathman vs. NE | 10/22/89 (11 catches) | 109 – Dwight Clark vs. LA Rams | 10/25/81 (8 catches) |
| 149 – Jerry Rice at NO | 10/8/89 (7 catches) | 135 – Dwight Clark vs. Dal. | 10/11/81 (4 catches) |
| 136 – John Taylor at Phi. | 9/24/89 (6 catches) | 113 – Freddie Solomon vs. Chi. | 9/13/81 (5 catches) |
| 164 – Jerry Rice at Phi. | 9/24/89 (6 catches) | 155 – Dwight Clark vs. NO | 12/7/80 (6 catches) |
| 122 – Jerry Rice at TB | 9/17/89 (8 catches) | 104 – Freddie Solomon at GB | 11/9/80 (5 catches) |
| 163 – Jerry Rice at Ind. | 9/10/89 (6 catches) | 148 – Dwight Clark at Dal. | 10/12/80 (8 catches) |
| 171 – Jerry Rice at SD | 11/27/88 (6 catches) | 132 – Freddie Solomon vs. Atl. | 9/28/80 (5 catches) |
| 105 – Jerry Rice vs. Was. | 11/21/88 (3 catches) | 135 – Paul Hofer vs. StL | 9/14/80 (9 catches) |
| 163 – Jerry Rice at Sea. | 9/25/88 (6 catches) | 114 – Paul Hofer at NO | 9/7/80 (7 catches) |
| 163 – Jerry Rice vs. Atl. | 9/18/88 (8 catches) | 130 – Paul Hofer at Atl. | 12/16/79 (9 catches) |
| 109 – Jerry Rice at NYG | 9/11/88 (4 catches) | 104 – Paul Hofer at NYG | 10/14/79 (9 catches) |
| 126 – Jerry Rice vs. Cle. | 11/29/87 (7 catches) | 144 – Freddie Solomon vs. NO | 9/23/79 (8 catches) |
| 103 – Jerry Rice at TB | 11/22/87 7 catches) | 107 – Freddie Solomon at Min. | 9/2/79 (4 catches) |
| 108 – Jerry Rice vs. NO | 11/15/87 (4 catches) | 110 – Freddie Solomon at Hou. | 9/17/78 (3 catches) |
| 104 – Mike Wilson at Cin. | 9/20/87 (7 catches) | 130 – Gene Washington vs. Dal. | 12/12/77 (5 catches) |
| 106 – Jerry Rice at Pit. | 9/13/87 (8 catches) | 112 – Gene Washington vs. Det. | 10/23/77 (4 catches) |
| 204 – Jerry Rice at Was. | 11/17/86 (12 catches) | 104 – Willie McGee at Sea. | 9/26/76 (5 catches) |
| 156 – Jerry Rice vs. StL | 11/9/86 (4 catches) | 101 – Gene Washington at Phi. | 11/30/75 (6 catches) |
| 144 – Jerry Rice vs. Min. | 10/12/86 (7 catches) | 144 – Gene Washington at LA Rams | 11/9/75 (5 catches) |
| 172 – Jerry Rice vs. Ind. | 10/5/86 (6 catches) | 121 – Gene Washington at Dal. | 11/10/74 (7 catches) |
| 120 – Jerry Rice vs. NO | 9/21/86 (7 catches) | 133 – Ted Kwalick at Det. | 11/4/73 (8 catches) |
| 100 – Dwight Clark vs. NO | 9/21/86 (7 catches) | 101 – Dan Abramowicz vs. NO | 10/21/73 (4 catches) |
| 157 – Jerry Rice at LA Rams | 9/14/86 (6 catches) | 118 – Gene Washington vs. Min. | 10/14/73 (8 catches) |
| 100 – Dwight Clark at TB | 9/7/86 (7 catches) | 119 – Gene Washington vs. Min. | 12/16/72 (4 catches) |
| 111 – Jerry Rice vs. Dal. | 12/22/85 (7 catches) | 114 – Gene Washington at Chi. | 11/19/72 (4 catches) |
| 241 – Jerry Rice vs. LA Rams | 12/9/85 (10 catches) | 164 – Gene Washington at GB | 11/5/72 (6 catches) |
| 132 – Roger Craig at LA Rams | 10/27/85 (6 catches) | 102 – Ted Kwalick vs. NO | 10/22/72 (2 catches) |
| 167 – Roger Craig at Atl. | 10/6/85 (12 catches) | 126 – Ted Kwalick vs. NYG | 10/15/72 (6 catches) |
| 125 – Renaldo Nehemiah vs. Min. | 12/8/84 (6 catches) | 140 – Gene Washington vs. SD | 9/17/72 (8 catches) |
| 105 – Freddie Solomon at Cle. | 11/11/84 (5 catches) | 160 – Gene Washington vs. NE | 10/31/71 (5 catches) |
| 124 – Dwight Clark vs. Cin. | 11/4/84 (7 catches) | 112 – Gene Washington at Phi. | 10/3/71 (3 catches) |
| 127 – Dwight Clark at Hou. | 10/21/84 (5 catches) | 131 – Gene Washington at NO | 12/13/70 (5 catches) |
| 105 – Dwight Clark vs. Was. | 9/10/84 (5 catches) | 115 – Gene Washington vs. Atl. | 12/6/70 (3 catches) |
| 103 – Freddie Solomon vs. Atl. | 9/25/83 (6 catches) | 119 – Gene Washington at Chi. | 11/8/70 (5 catches) |
| 121 – Freddie Solomon at StL | 9/18/83 (3 catches) | 126 – Gene Washington vs. NO | 10/18/70 (4 catches) |
| 104 – Dwight Clark at KC | 12/26/82 (4 catches) | 145 – Gene Washington at LA Rams | 10/11/70 (7 catches) |

ALL-TIME RETURNS FOR TOUCHDOWNS

ALL-TIME INTERCEPTION RETURNS FOR TDS

| Date | Player | Yds | Opp. |
|----------|---------------------|-----|-------------------|
| 12/6/15 | Ward, Jimmie | 29 | at Chi. |
| 12/20/14 | Bethea, Antoine | 49 | vs. SD |
| 10/13/14 | Johnson, Dontae | 20 | at StL |
| 12/23/13 | Bowman, NaVorro | 89 | vs. Atl. |
| 10/6/13 | Brock, Tramaine | 18 | vs. Hou. |
| 11/25/12 | Whitner, Donte | 42 | at NO |
| 11/25/12 | Brooks, Ahmad | 50 | at NO |
| 10/9/11 | Rogers, Carlos | 31 | vs. TB |
| 1/2/11 | Brown, Tarell | 62 | vs. Arz. |
| 12/12/10 | Goldson, Dashon | 39 | vs. Sea. |
| 10/24/10 | McDonald, Ray | 31 | at Car. |
| 10/4/09 | Willis, Patrick | 23 | vs. StL |
| 9/14/08 | Willis, Patrick | 86 | at Sea. |
| 12/31/06 | Harris, Walt | 28 | at Den. |
| 1/1/06 | Adams, Mike | 40 | vs. Hou. |
| 11/27/05 | Spencer, Shawntae | 61 | at Ten. |
| 9/25/05 | Parrish, Tony | 34 | vs. Dal. |
| 9/7/03 | Plummer, Ahmed | 68 | vs. Chi. |
| 10/6/02 | Webster, Jason | 37 | vs. StL |
| 11/25/01 | Bronson, Zack | 48 | at Ind. |
| 10/28/01 | Bronson, Zack | 97 | at Chi. |
| 12/3/00 | Montgomery, Monty | 46 | at SD |
| 11/19/00 | Webster, Jason | 70 | vs. Atl. |
| 10/17/99 | Walker, Darnell | 27 | vs. Car. |
| 9/19/99 | Shulters, Lance | 64 | at NO |
| 1/3/98 | Norton, Ken Jr. | 23 | vs. Min.* |
| 12/15/97 | Hanks, Merton | 55 | vs. Den. |
| 9/29/96 | Pope, Marquez | 55 | vs. Atl. |
| 11/26/95 | Davis, Eric | 86 | vs. StL |
| 10/22/95 | Norton, Ken Jr. | 35 | at StL |
| 10/22/95 | Norton, Ken Jr. | 21 | at StL |
| 9/10/95 | McDonald, Tim | 13 | vs. Atl. |
| 9/3/95 | McDonald, Tim | 52 | at NO |
| 1/15/95 | Davis, Eric | 44 | vs. Dal.* |
| 12/11/94 | Sanders, Deion | 90 | at SD |
| 11/6/94 | McDonald, Tim | 73 | at Was. |
| 10/16/94 | Sanders, Deion | 93 | at Atl. |
| 9/25/94 | Sanders, Deion | 74 | vs. NO |
| 11/22/93 | Hanks, Merton | 67 | vs. NO |
| 10/31/93 | McGruder, Michael | 31 | vs. LA Rams |
| 10/3/93 | Davis, Eric | 41 | vs. Min. |
| 9/6/92 | Johnson, John | 56 | at NYG |
| 1/12/91 | Carter, Michael | 61 | vs. Was.* |
| 1/6/90 | Lott, Ronnie | 58 | vs. Min.* |
| 1/9/88 | Fuller, Jeff | 48 | vs. Min.* |
| 11/9/86 | Holmoe, Tom | 78 | vs. StL Cardinals |
| 10/26/86 | Nixon, Tory | 88 | at GB |
| 10/26/86 | Lott, Ronnie | 55 | at GB |
| 10/5/86 | McKyer, Tim | 21 | vs. Ind. |
| 9/28/86 | Holmoe, Tom | 66 | at Mia. |
| 10/13/85 | Williamson, Carlton | 43 | vs. Chi. |
| 12/2/84 | McLemore, Dana | 54 | at Atl. |
| 11/25/84 | Shell, Todd | 53 | at NO |
| 12/19/83 | Wright, Eric | 48 | vs. Dal. |
| 10/16/83 | Hicks, Dwight | 62 | at NO |
| 9/18/83 | Collier, Tim | 32 | at StL Cardinals |
| 9/18/83 | Hicks, Dwight | 40 | at StL Cardinals |
| 9/8/83 | Wright, Eric | 60 | at Min. |
| 12/26/82 | Lott, Ronnie | 83 | at KC |
| 1/3/82 | Lott, Ronnie | 20 | vs. NYC* |
| 11/22/81 | Lott, Ronnie | 25 | at LA Rams |
| 10/11/81 | Lott, Ronnie | 41 | vs. Dal. |
| 10/4/81 | Hicks, Dwight | 32 | at Was. |
| 9/27/81 | Lott, Ronnie | 26 | vs. NO |
| 10/1/78 | Leonard, Anthony | 30 | vs. Cin. |
| 10/19/75 | Allen, Nate | 37 | vs. NO |
| 12/15/74 | Wilcox, Dave | 21 | vs. NO |
| 11/23/72 | Vanderbundt, Skip | 21 | at Dal. |
| 10/29/72 | Vanderbundt, Skip | 37 | at Atl. |
| 10/1/72 | Simpson, Mike | 32 | at NO |
| 12/20/70 | Johnson, Jimmy | 36 | at Oak. |
| 9/27/70 | Phillips, Mel | 35 | vs. Cle. |
| 10/26/69 | Woitt, Johnny | 57 | at Bal. |
| 11/24/68 | Belk, Bill | 6 | at Pit. |
| 11/24/68 | Alexander, Kermit | 66 | at Pit. |
| 9/15/68 | Hindman, Stan | 25 | at Bal. Colts |

* - Postseason

| Date | Player | Yds | Opp. |
|----------|-------------------|-----|---------------|
| 12/11/66 | Randolph, Alvin | 94 | vs. Chi. |
| 11/24/66 | Dowdle, Mike | 27 | at Det. |
| 10/16/66 | Johnson, Jimmy | 35 | at Atl. |
| 11/22/59 | Mertens, Jerry | 30 | at Bal. Colts |
| 11/30/58 | Hazeltine, Matt | 13 | at Bal. Colts |
| 10/27/57 | Herchman, Bill | 54 | vs. Chi. |
| 12/8/56 | Moegle, Dick | 32 | vs. GB |
| 10/16/55 | Berry, Rex | 44 | at Det. |
| 10/17/54 | Brown, Hardy | 41 | at Chi. |
| 9/26/54 | Berry, Rex | 34 | vs. Was. |
| 12/6/53 | Berry, Rex | 29 | vs. GB |
| 10/12/52 | Burke, Don | 35 | at Det. |
| 10/14/51 | Cason, Jim | 65 | at Pit. |
| 11/5/50 | Livingston, Howie | 35 | at LA Rams |

ALL-TIME FUMBLE RETURNS FOR TDS

| Date | Player | Yds | Opp. |
|----------|-------------------|----------|---------------------|
| 9/7/14 | Culliver, Chris | 35 | at Dal. |
| 12/15/13 | Hunter, Kendall | 2 | at TB |
| 10/27/13 | Skuta, Dan | 47 | at Jax. |
| 10/20/13 | Osgood, Kassim | end zone | at Ten. |
| 12/16/12 | Gore, Frank | 9 | at NE |
| 9/30/12 | Rogers, Carlos | 51 | at NYJ |
| 10/4/09 | McDonald, Ray | 11 | vs. StL |
| 10/4/09 | McKillop, Scott | end zone | vs. StL |
| 12/7/08 | Staley, Joe | end zone | vs. NYJ |
| 11/25/07 | Banta-Cain, Tully | end zone | at Arz. |
| 10/8/06 | Oliver, Melvin | 12 | vs. Oak. |
| 10/2/05 | Johnson, Derrick | 78 | at Arz. (Mex. City) |
| 10/2/05 | Smith, Derek | end zone | at Arz. (Mex. City) |
| 11/28/04 | Smith, Derek | 46 | vs. Mia. |
| 10/31/04 | Carpenter, Dwaine | 80 | at Chi. |
| 10/26/03 | Harris, Kwame | 1 | at Arz. |
| 10/28/01 | Peterson, Julian | 26 | at Chi. |
| 10/24/99 | Walker, Darnell | 71 | at Min. |
| 10/17/99 | McMillan, Mark | 41 | vs. Car. |
| 10/10/99 | Bryant, Junior | end zone | at StL |
| 12/15/97 | Greene, Kevin | 40 | vs. Den. |
| 11/10/97 | Hanks, Merton | 38 | at Phi. |
| 11/17/96 | Doleman, Chris | end zone | vs. Bal. |
| 12/24/95 | Rice, Jerry | end zone | at Atl. |
| 12/3/95 | Woodall, Lee | 96 | vs. Buffalo |
| 11/12/95 | Hanks, Merton | 38 | at Dal. |
| 10/16/94 | McDonald, Tim | 49 | at Atl. |
| 11/14/93 | Tamm, Ralph | 1 | at TB |
| 10/17/93 | Davis, Eric | 47 | at Dal. |
| 11/1/92 | Sherrard, Mike | 38 | at Phx. Cardinals |
| 12/23/91 | Griffin, Don | 99 | vs. Chi. |
| 11/12/89 | Haley, Charles | 3 | vs. Atl. |
| 12/27/87 | Taylor, John | 26 | vs. LA Rams |
| 12/1/85 | Turner, Keena | 65 | at Was. |
| 10/20/85 | McIntyre, Guy | end zone | at Det. |
| 9/22/85 | McColl, Milt | 28 | at LA Raiders |
| 12/2/84 | Johnson, Gary | 33 | at Atl. |
| 10/23/83 | Board, Dwaine | end zone | at LA Rams |
| 10/4/81 | Hicks, Dwight | 80 | at Was. |
| 10/3/76 | Elam, Cleveland | 31 | vs. NYJ |
| 11/16/75 | Hart, Tommy | 10 | vs. Chi. |
| 10/26/75 | McGill, Ralph | 14 | at NE |
| 12/15/74 | Belk, Bill | 19 | vs. NO |
| 12/2/73 | Hall, Windlan | 66 | vs. Phi. |
| 11/23/72 | Vanderbundt, Skip | 73 | at Dal. |
| 12/26/71 | Hoskins, Bob | end zone | vs. Was.* |
| 10/31/71 | Blue, Forrest | 25 | vs. NE |
| 10/24/71 | Hart, Tommy | 63 | at StL Cardinals |
| 10/19/69 | Lakes, Roland | 2 | vs. Atl. |
| 10/27/68 | Witcher, Dick | 12 | at Det. |
| 10/15/67 | Windsor, Bob | 2 | at Phi. |
| 12/11/66 | Alexander, Kermit | 14 | vs. Chi. |
| 10/9/66 | Hazeltine, Matt | 22 | vs. GB |
| 11/28/65 | Kopay, Dave | end zone | at Min. |
| 11/14/65 | Miller, Clark | 75 | at Det. |
| 11/14/65 | Wilcox, Dave | 8 | at Det. |
| 10/24/65 | Chapple, Jack | 8 | vs. Min. |
| 9/19/65 | Krueger, Charlie | 6 | vs. Chi. |
| 10/14/62 | Woodson, Abe | 37 | at Chi. |
| 10/18/59 | Hazeltine, Matt | 40 | at Det. |

ALL-TIME BLOCKED FGs RETURNED FOR TDs

(1970–Present)

| Date | Player | Yds | Opp. |
|----------|--------------------|-----|----------|
| 9/27/09 | Clements, Nate | 59 | at Min. |
| 10/19/08 | Clements, Nate | 74 | at NYG |
| 10/12/08 | Strickland, Donald | 41 | vs. Phi. |
| 10/15/89 | Jackson, Johnnie | 62 | at Dal. |
| 9/26/71 | Taylor, Bruce | 58 | at NO |
| 12/13/70 | Taylor, Bruce | 92 | at NO |

ALL-TIME PUNT RETURNS FOR TDs

| Date | Player | Yds | Opp. |
|----------|-------------------|-----|---------------|
| 9/11/11 | Ginn Jr., Ted | 55 | vs. Sea. |
| 12/26/10 | Ginn Jr., Ted | 78 | at StL |
| 9/11/05 | Amey, Otis | 75 | vs. StL |
| 10/10/04 | Battle, Arnaz | 71 | vs. Arz. |
| 12/1/02 | Williams, Jimmy | 89 | vs. Sea. |
| 12/27/98 | McQuarters, R.W. | 72 | vs. StL |
| 11/10/97 | Levy, Chuck | 73 | at Phi. |
| 12/18/95 | Carter, Dexter | 78 | vs. Min. |
| 10/3/93 | Carter, Dexter | 72 | vs. Min. |
| 11/9/92 | Hanks, Merton | 48 | at Atl. |
| 11/21/88 | Taylor, John | 95 | vs. Was. |
| 10/2/88 | Taylor, John | 77 | vs. Det. |
| 12/14/87 | McLemore, Dana | 83 | vs. Chi. |
| 11/23/86 | Griffin, Don | 76 | vs. Atl. |
| 10/8/84 | McLemore, Dana | 79 | at NYG |
| 12/19/83 | McLemore, Dana | 56 | vs. Dal. |
| 1/2/83 | McLemore, Dana | 93 | vs. LA Rams |
| 12/7/80 | Solomon, Freddie | 57 | vs. NO |
| 10/26/80 | Solomon, Freddie | 53 | vs. TB |
| 10/17/76 | Leonard, Anthony | 60 | vs. NO |
| 9/26/76 | McGill, Ralph | 50 | at Sea. |
| 11/24/74 | Moore, Manfred | 88 | vs. Atl. |
| 12/11/66 | Alexander, Kermit | 44 | vs. Chi. |
| 11/15/64 | Alexander, Kermit | 70 | vs. GB |
| 10/21/62 | Woodson, Abe | 85 | at GB |
| 11/5/61 | Woodson, Abe | 80 | vs. Det. |
| 12/16/56 | Arenas, Joe | 67 | at Bal. Colts |
| 10/19/52 | McElhenny, Hugh | 94 | at Chi. |
| 19.26/52 | O'Donahue, Pat | 23 | vs. Dal. |
| 10/28/51 | Nomellini, Leo | 20 | vs. LA Rams |

* – Postseason

ALL-TIME KICKOFF RETURNS FOR TDs

| Date | Player | Yds | Opp. |
|----------|-----------------|-----|----------------|
| 9/11/11 | Ginn Jr., Ted | 102 | vs. Sea. |
| 11/10/08 | Rossum, Allen | 104 | at Arz. |
| 11/2/03 | Wilson, Cedrick | 95 | vs. StL |
| 1/11/98 | Levy, Chuck | 95 | vs. GB* |
| 11/16/97 | Kirby, Terry | 101 | vs. Car. |
| 11/6/94 | Carter, Dexter | 96 | at Was. |
| 12/1/91 | Carter, Dexter | 98 | vs. NO |
| 12/20/87 | Cribbs, Joe | 92 | vs. Atl. |
| 12/1/85 | Monroe, Carl | 95 | at Was. |
| 11/22/81 | Lawrence, Amos | 92 | at LA Rams |
| 11/2/80 | Owens, James | 101 | at Det. |
| 11/18/79 | Owens, James | 85 | vs. Den. |
| 11/19/78 | Williams, Dave | 89 | vs. LA Rams |
| 12/4/77 | Williams, Dave | 80 | at Min. |
| 12/23/72 | Washington, Vic | 97 | vs. Dal.* |
| 10/29/72 | Washington, Vic | 98 | at Atl. |
| 11/17/63 | Woodson, Abe | 99 | at NYG |
| 9/29/63 | Woodson, Abe | 95 | at Min. |
| 9/15/63 | Woodson, Abe | 103 | vs. Min. |
| 10/1/61 | Woodson, Abe | 98 | at Det. |
| 12/18/60 | Lyles, Lenny | 97 | vs. Bal. Colts |
| 11/22/59 | Woodson, Abe | 105 | at LA Rams |
| 11/4/56 | Arenas, Joe | 90 | vs. Det. |

ALL-TIME BLOCKED PUNTS RETURNED FOR TDs

(1970–Present)

| Date | Player | Yds | Opp. |
|----------|-----------------|-----|----------|
| 10/3/10 | Taylor Mays | 0 | at Atl. |
| 9/25/77 | Mike Baldassin | 0 | vs. Mia. |
| 9/21/75 | Dave Washington | 15 | at Min. |
| 12/15/73 | Windlan Hall | 0 | vs. Pit. |

ALL-TIME 1,000/3,000 YARD SEASONS

| RUSHING | | | RECEIVING | | | PASSING | | |
|---------|-----------------|------|-----------|------------------|------|--------------|-------------------------|-------------|
| Yds | Player | Year | Yds | Player | Year | Yds | Player | Year |
| 1,695 | Frank Gore | 2006 | 1,848 | Jerry Rice | 1995 | 4,278 | Jeff Garcia | 2000 |
| 1,570 | Garrison Hearst | 1998 | 1,570 | Jerry Rice | 1986 | 4,170 | Steve Young | 1998 |
| 1,502 | Roger Craig | 1988 | 1,503 | Jerry Rice | 1993 | 4,023 | Steve Young | 1993 |
| 1,262 | Wendell Tyler | 1984 | 1,502 | Jerry Rice | 1990 | 3,969 | Steve Young | 1994 |
| 1,229 | Charlie Garner | 1999 | 1,499 | Jerry Rice | 1994 | 3,944 | Joe Montana | 1990 |
| 1,214 | Frank Gore | 2012 | 1,483 | Jerry Rice | 1989 | 3,910 | Joe Montana | 1983 |
| 1,211 | Frank Gore | 2011 | 1,451 | Terrell Owens | 2000 | 3,653 | Joe Montana | 1985 |
| 1,206 | Garrison Hearst | 2001 | 1,412 | Terrell Owens | 2001 | 3,652 | Steve DeBerg | 1979 |
| 1,203 | Delvin Williams | 1976 | 1,344 | Dave Parks | 1965 | 3,630 | Joe Montana | 1984 |
| 1,142 | Charlie Garner | 2000 | 1,306 | Jerry Rice | 1988 | 3,565 | Joe Montana | 1981 |
| 1,128 | Frank Gore | 2013 | 1,300 | Terrell Owens | 2002 | 3,538 | Jeff Garcia | 2001 |
| 1,120 | Frank Gore | 2009 | 1,254 | Jerry Rice | 1996 | 3,521 | Joe Montana | 1989 |
| 1,106 | Frank Gore | 2014 | 1,206 | Jerry Rice | 1991 | 3,465 | Steve Young | 1992 |
| 1,102 | Frank Gore | 2007 | 1,201 | Jerry Rice | 1992 | 3,369 | Colin Kaepernick | 2014 |
| 1,054 | Roger Craig | 1989 | 1,179 | Anquan Boldin | 2013 | 3,344 | Jeff Garcia | 2002 |
| 1,050 | Roger Craig | 1985 | 1,157 | Jerry Rice | 1998 | 3,200 | Steve Young | 1995 |
| 1,049 | Joe Perry | 1954 | 1,105 | Michael Crabtree | 2012 | 3,197 | Colin Kaepernick | 2013 |
| 1,036 | Frank Gore | 2008 | 1,105 | Dwight Clark | 1981 | 3,144 | Alex Smith | 2011 |
| 1,036 | J.D. Smith | 1959 | 1,102 | Terrell Owens | 2003 | 3,112 | John Brodie | 1965 |
| 1,024 | Kevan Barlow | 2003 | 1,100 | Gene Washington | 1970 | 3,054 | Joe Montana | 1987 |
| 1,019 | Garrison Hearst | 1997 | 1,097 | Terrell Owens | 1998 | 3,029 | Steve Young | 1997 |
| 1,018 | Joe Perry | 1953 | 1,078 | Jerry Rice | 1987 | 3,020 | John Brodie | 1968 |
| 1,013 | Ricky Watters | 1992 | 1,077 | John Taylor | 1989 | | | |
| | | | 1,062 | Anquan Boldin | 2014 | | | |
| | | | 1,032 | R.C. Owens | 1961 | | | |
| | | | 1,016 | Roger Craig | 1985 | | | |
| | | | 1,011 | John Taylor | 1991 | | | |

49ERS YEARLY STATISTICAL LEADERS

RUSHING (BASED ON YARDS)

| Year | Player | Att | Yds | Avg | Lg | TD | Rank |
|------|-------------------|-----|-------|-----|-----|----|-------|
| 1946 | Standlee, Norm | 134 | 683 | 5.1 | — | 2 | — |
| 1947 | Strzykalski, John | 143 | 906 | 6.3 | 50 | 5 | — |
| 1948 | Strzykalski, John | 141 | 915 | 6.5 | — | 4 | — |
| 1949 | Perry, Joe | 115 | 783 | 6.8 | 59 | 8 | — |
| 1950 | Perry, Joe | 124 | 647 | 5.2 | 78t | 5 | 5 |
| 1951 | Perry, Joe | 136 | 677 | 5.0 | 58t | 3 | 5 |
| 1952 | Perry, Joe | 158 | 725 | 4.6 | 78t | 8 | 3 |
| 1953 | Perry, Joe | 192 | 1,018 | 5.3 | 51t | 10 | 1 |
| 1954 | Perry, Joe | 173 | 1,049 | 6.1 | 58 | 8 | 1 |
| 1955 | Perry, Joe | 156 | 701 | 4.5 | 42 | 2 | 5 |
| 1956 | McElhenny, Hugh | 185 | 916 | 5.0 | 86t | 8 | 3 |
| 1957 | McElhenny, Hugh | 102 | 478 | 4.7 | 61 | 1 | 15 |
| 1958 | Perry, Joe | 125 | 758 | 6.1 | 73t | 4 | 3 |
| 1959 | Smith, J.D. | 207 | 1,036 | 5.0 | 73t | 10 | 2 |
| 1960 | Smith, J.D. | 174 | 780 | 4.5 | 41 | 5 | 5 |
| 1961 | Smith, J.D. | 167 | 823 | 4.9 | 33 | 8 | 5 |
| 1962 | Smith, J.D. | 258 | 907 | 3.5 | 28 | 6 | 6 |
| 1963 | Smith, J.D. | 162 | 560 | 3.5 | 52t | 5 | 13 |
| 1964 | Kopay, Dave | 75 | 271 | 3.6 | 18 | 0 | 32 |
| 1965 | Willard, Ken | 189 | 778 | 4.1 | 32 | 5 | 4 |
| 1966 | Willard, Ken | 191 | 763 | 4.0 | 49 | 5 | 5 |
| 1967 | Willard, Ken | 169 | 510 | 3.0 | 20 | 5 | 17 |
| 1968 | Willard, Ken | 227 | 967 | 4.3 | 69t | 7 | 2 |
| 1969 | Willard, Ken | 171 | 557 | 3.3 | 18 | 7 | 13 |
| 1970 | Willard, Ken | 236 | 789 | 3.3 | 20 | 7 | 9/6 |
| 1971 | Willard, Ken | 216 | 855 | 4.0 | 49 | 4 | 15/9 |
| 1972 | Washington, Vic | 141 | 468 | 3.3 | 33 | 3 | 42/20 |
| 1973 | Washington, Vic | 151 | 534 | 3.5 | 25 | 8 | 32/15 |
| 1974 | Jackson, Wilbur | 174 | 705 | 4.1 | 64 | 0 | 17/8 |
| 1975 | Williams, Delvin | 117 | 631 | 5.4 | 52 | 3 | 21/13 |
| 1976 | Williams, Delvin | 248 | 1,203 | 4.9 | 80t | 7 | 3/2 |
| 1977 | Williams, Delvin | 268 | 931 | 3.5 | 40 | 7 | 10/5 |
| 1978 | Simpson, O.J. | 161 | 593 | 3.7 | 34 | 1 | 39/19 |
| 1979 | Hofer, Paul | 123 | 615 | 5.0 | 47 | 7 | 33/17 |
| 1980 | Cooper, Earl | 171 | 720 | 4.2 | 47 | 5 | 23/12 |
| 1981 | Patton, Ricky | 152 | 543 | 3.6 | 28 | 4 | 35/16 |
| 1982 | Moore, Jeff | 85 | 281 | 3.3 | 19 | 4 | 37/16 |
| 1983 | Tyler, Wendell | 176 | 856 | 4.9 | 39 | 4 | 19/10 |
| 1984 | Tyler, Wendell | 246 | 1,262 | 5.1 | 40 | 7 | 5/5 |
| 1985 | Craig, Roger | 214 | 1,050 | 4.9 | 62t | 9 | 13/8 |
| 1986 | Craig, Roger | 204 | 830 | 4.1 | 25 | 7 | 13/8 |
| 1987 | Craig, Roger | 215 | 815 | 3.8 | 25 | 3 | 8/5 |
| 1988 | Craig, Roger | 310 | 1,502 | 4.8 | 46t | 9 | 3/2 |
| 1989 | Craig, Roger | 271 | 1,054 | 3.9 | 27 | 6 | 10/5 |
| 1990 | Carter, Dexter | 114 | 460 | 4.0 | 74t | 1 | 39/19 |
| 1991 | Henderson, Keith | 137 | 561 | 4.1 | 25 | 2 | 30/11 |
| 1992 | Watters, Ricky | 206 | 1,013 | 4.9 | 43 | 9 | 13/8 |
| 1993 | Watters, Ricky | 208 | 950 | 4.6 | 39 | 10 | 12/8 |
| 1994 | Watters, Ricky | 239 | 877 | 3.7 | 23 | 6 | 15/8 |
| 1995 | Loville, Derek | 218 | 723 | 3.3 | 27 | 10 | 24/13 |
| 1996 | Kirby, Terry | 134 | 559 | 4.2 | 31 | 3 | 33/15 |
| 1997 | Hearst, Garrison | 234 | 1,019 | 4.4 | 51 | 4 | 15/7 |
| 1998 | Hearst, Garrison | 310 | 1,570 | 5.1 | 96t | 7 | 3/2 |
| 1999 | Garner, Charlie | 241 | 1,229 | 5.1 | 53 | 4 | 8/5 |
| 2000 | Garner, Charlie | 258 | 1,142 | 4.4 | 42 | 7 | 16/7 |
| 2001 | Hearst, Garrison | 252 | 1,206 | 4.8 | 43t | 4 | 10/5 |

PASSING (BASED ON YARDS)

| Year | Player | Att | Cmp | Pct | Yds | TD | INT | Rtg | Rank |
|------|-----------------|-----|-----|------|-------|----|-----|-------|-------|
| 1946 | Albert, Frank | 197 | 104 | 52.9 | 1,404 | 14 | 14 | — | — |
| 1947 | Albert, Frank | 242 | 128 | 52.9 | 1,692 | 18 | 15 | — | — |
| 1948 | Albert, Frank | 264 | 154 | 58.3 | 1,990 | 29 | 10 | — | — |
| 1949 | Albert, Frank | 260 | 129 | 49.6 | 1,862 | 27 | 16 | — | — |
| 1950 | Albert, Frank | 306 | 155 | 50.7 | 1,767 | 14 | 23 | 52.6 | 8 |
| 1951 | Albert, Frank | 166 | 90 | 50.7 | 1,116 | 5 | 10 | 60.2 | 8 |
| 1952 | Tittle, Y.A. | 208 | 106 | 51.0 | 1,407 | 11 | 12 | 66.4 | 5 |
| 1953 | Tittle, Y.A. | 259 | 149 | 57.5 | 2,121 | 20 | 16 | 84.0 | 3 |
| 1954 | Tittle, Y.A. | 295 | 170 | 57.6 | 2,205 | 9 | 9 | 78.7 | 7 |
| 1955 | Tittle, Y.A. | 287 | 147 | 51.2 | 2,185 | 17 | 28 | 56.6 | 4 |
| 1956 | Tittle, Y.A. | 218 | 124 | 56.9 | 1,641 | 7 | 12 | 68.6 | 7 |
| 1957 | Tittle, Y.A. | 279 | 176 | 63.1 | 2,157 | 13 | 15 | 80.6 | 6 |
| 1958 | Tittle, Y.A. | 208 | 120 | 57.7 | 1,467 | 9 | 15 | 63.9 | 3 |
| 1959 | Tittle, Y.A. | 199 | 102 | 51.3 | 1,331 | 10 | 15 | 58.0 | 4 |
| 1960 | Brodie, John | 207 | 103 | 49.8 | 1,111 | 6 | 9 | 57.5 | 5 |
| 1961 | Brodie, John | 283 | 155 | 54.8 | 2,588 | 14 | 12 | 84.7 | 4 |
| 1962 | Brodie, John | 304 | 175 | 57.6 | 2,272 | 18 | 16 | 79.0 | 6 |
| 1963 | McHan, Lamar | 195 | 83 | 42.3 | 1,243 | 8 | 11 | 54.3 | 15 |
| 1964 | Brodie, John | 392 | 193 | 49.2 | 2,498 | 14 | 16 | 64.6 | 12 |
| 1965 | Brodie, John | 391 | 242 | 61.9 | 3,112 | 30 | 16 | 95.3 | 3 |
| 1966 | Brodie, John | 427 | 232 | 54.3 | 2,810 | 16 | 22 | 65.8 | 8 |
| 1967 | Brodie, John | 349 | 168 | 48.1 | 2,013 | 11 | 16 | 57.6 | 11 |
| 1968 | Brodie, John | 404 | 234 | 57.9 | 3,020 | 22 | 21 | 78.0 | 3 |
| 1969 | Brodie, John | 347 | 194 | 55.9 | 2,405 | 16 | 15 | 74.9 | 7 |
| 1970 | Brodie, John | 378 | 223 | 59.0 | 2,941 | 24 | 10 | 93.8 | 1/1 |
| 1971 | Brodie, John | 387 | 208 | 53.7 | 2,642 | 18 | 24 | 65.0 | 12/6 |
| 1972 | Spurrier, Steve | 269 | 147 | 54.6 | 1,983 | 18 | 16 | 75.9 | 8/5 |
| 1973 | Brodie, John | 194 | 98 | 50.5 | 1,126 | 3 | 12 | 43.0 | N/A |
| 1974 | Owen, Tom | 184 | 88 | 47.8 | 1,327 | 10 | 15 | 56.1 | 25/11 |
| 1975 | Snead, Norm | 189 | 108 | 57.1 | 1,337 | 9 | 10 | 73.0 | 11/5 |
| 1976 | Plunkett, Jim | 243 | 126 | 51.9 | 1,592 | 13 | 16 | 63.0 | 17/8 |
| 1977 | Plunkett, Jim | 248 | 128 | 51.6 | 1,693 | 9 | 14 | 62.1 | 17/8 |
| 1978 | DeBerg, Steve | 302 | 137 | 45.4 | 1,570 | 8 | 22 | 40.0 | 28/17 |
| 1979 | DeBerg, Steve | 578 | 347 | 60.0 | 3,652 | 17 | 21 | 73.1 | 13/5 |
| 1980 | DeBerg, Steve | 321 | 186 | 57.9 | 1,998 | 12 | 17 | 66.7 | 25/13 |
| 1981 | Montana, Joe | 488 | 311 | 63.7 | 3,565 | 19 | 12 | 88.4 | 4/1 |
| 1982 | Montana, Joe | 346 | 213 | 61.6 | 2,613 | 17 | 11 | 88.0 | 5/3 |
| 1983 | Montana, Joe | 515 | 332 | 64.5 | 3,910 | 26 | 12 | 94.6 | 5/3 |
| 1984 | Montana, Joe | 432 | 279 | 64.6 | 3,630 | 28 | 10 | 102.9 | 2/1 |
| 1985 | Montana, Joe | 494 | 303 | 61.3 | 3,653 | 27 | 13 | 91.3 | 3/1 |
| 1986 | Montana, Joe | 307 | 191 | 62.2 | 2,236 | 8 | 9 | 80.7 | 9/2 |
| 1987 | Montana, Joe | 398 | 266 | 66.8 | 3,054 | 31 | 13 | 102.1 | 1/1 |
| 1988 | Montana, Joe | 397 | 238 | 59.9 | 2,981 | 18 | 10 | 87.9 | 6/3 |
| 1989 | Montana, Joe | 386 | 271 | 70.2 | 3,521 | 26 | 8 | 112.4 | 1/1 |
| 1990 | Montana, Joe | 520 | 321 | 61.7 | 3,944 | 26 | 16 | 89.0 | 7/3 |
| 1991 | Young, Steve | 279 | 180 | 64.5 | 2,517 | 17 | 8 | 101.8 | 1/1 |
| 1992 | Young, Steve | 402 | 268 | 66.7 | 3,465 | 25 | 7 | 107.0 | 1/1 |
| 1993 | Young, Steve | 462 | 314 | 68.0 | 4,023 | 29 | 16 | 101.5 | 1/1 |
| 1994 | Young, Steve | 461 | 324 | 70.3 | 3,969 | 35 | 10 | 112.8 | 1/1 |
| 1995 | Young, Steve | 447 | 299 | 66.9 | 3,200 | 20 | 11 | 92.3 | 5/4 |
| 1996 | Young, Steve | 316 | 214 | 67.7 | 2,410 | 14 | 6 | 97.2 | 1/1 |
| 1997 | Young, Steve | 356 | 241 | 67.7 | 3,029 | 19 | 6 | 104.7 | 1/1 |
| 1998 | Young, Steve | 517 | 322 | 62.3 | 4,170 | 36 | 12 | 101.1 | 3/2 |
| 1999 | Garcia, Jeff | 375 | 225 | 60.0 | 2,544 | 11 | 11 | 77.9 | 17/10 |
| 2000 | Garcia, Jeff | 561 | 355 | 63.3 | 4,287 | 31 | 10 | 97.6 | 5/4 |
| 2001 | Garcia, Jeff | 504 | 316 | 62.7 | 3,538 | 32 | 12 | 94.8 | 3/2 |

49ERS YEARLY STATISTICAL LEADERS (CONT.)

RUSHING (BASED ON YARDS)

| Year | Player | Att | Yds | Avg | Lg | TD | Rank |
|-------------|---------------------|------------|------------|------------|-----------|----------|--------------|
| 2002 | Hearst, Garrison | 215 | 972 | 4.5 | 40 | 8 | 21/9 |
| 2003 | Barlow, Kevan | 201 | 1,024 | 5.1 | 78t | 6 | 17t/6t |
| 2004 | Barlow, Kevan | 244 | 822 | 3.4 | 60 | 7 | 26/12 |
| 2005 | Gore, Frank | 127 | 608 | 4.8 | 72t | 3 | 32/14 |
| 2006 | Gore, Frank | 312 | 1,695 | 5.4 | 72 | 8 | 3/1 |
| 2007 | Gore, Frank | 260 | 1,102 | 4.2 | 43t | 5 | 13/5 |
| 2008 | Gore, Frank | 240 | 1,036 | 4.3 | 41t | 6 | 13t/9 |
| 2009 | Gore, Frank | 229 | 1,120 | 4.9 | 80t | 10 | 11t/5 |
| 2010 | Gore, Frank | 203 | 853 | 4.2 | 64 | 3 | 21/8 |
| 2011 | Gore, Frank | 282 | 1,211 | 4.3 | 55 | 8 | 6/3 |
| 2012 | Gore, Frank | 258 | 1,214 | 4.7 | 37 | 8 | 10/5 |
| 2013 | Gore, Frank | 276 | 1,128 | 4.1 | 51 | 9 | 9/7 |
| 2014 | Gore, Frank | 255 | 1,106 | 4.3 | 52t | 4 | 9/5 |
| 2015 | Hyde, Carlos | 115 | 470 | 4.1 | 22 | 3 | 47/24 |
| 2016 | Hyde, Carlos | 174 | 686 | 3.9 | 34 | 6 | -- |

PASSING (BASED ON YARDS)

| Year | Player | Att | Cmp | Pct | Yds | TD | INT | Rtg | Rank |
|-------------|------------------------|------------|------------|-------------|--------------|-----------|-----------|-------------|--------------|
| 2002 | Garcia, Jeff | 528 | 328 | 62.1 | 3,344 | 21 | 10 | 85.6 | 11t/4 |
| 2003 | Garcia, Jeff | 392 | 225 | 57.4 | 2,704 | 18 | 13 | 80.1 | 15/8 |
| 2004 | Rattay, Tim | 325 | 198 | 60.9 | 2,169 | 10 | 10 | 78.1 | 20/10 |
| 2005 | Smith, Alex | 165 | 84 | 50.9 | 875 | 1 | 11 | 40.8 | DNQ |
| 2006 | Smith, Alex | 442 | 257 | 58.1 | 2,890 | 16 | 16 | 74.8 | 22/11 |
| 2007 | Dilfer, Trent | 219 | 113 | 51.6 | 1,166 | 7 | 12 | 55.1 | N/A |
| 2008 | Hill, Shaun | 288 | 181 | 62.8 | 2,046 | 13 | 8 | 87.5 | 12/7 |
| 2009 | Smith, Alex | 372 | 225 | 60.5 | 2,350 | 18 | 12 | 81.5 | 19/9 |
| 2010 | Smith, Alex | 342 | 204 | 59.6 | 2,370 | 14 | 10 | 82.1 | 21/9 |
| 2011 | Smith, Alex | 445 | 273 | 61.3 | 3,144 | 17 | 5 | 90.7 | 9/7 |
| 2012 | Kaepernick, C. | 218 | 136 | 62.4 | 1,814 | 10 | 3 | 98.3 | DNQ |
| 2013 | Kaepernick, C. | 416 | 243 | 58.4 | 3,197 | 21 | 8 | 91.6 | 20/10 |
| 2014 | Kaepernick, C. | 452 | 274 | 60.6 | 3,165 | 17 | 10 | 85.1 | 17/9 |
| 2015 | Gabbert, Blaine | 282 | 178 | 63.1 | 2,031 | 10 | 7 | 86.2 | 30/15 |
| 2016 | Kaepernick, C. | 213 | 116 | 54.5 | 1,444 | 10 | 3 | 85.5 | -- |

49ERS YEARLY STATISTICAL LEADERS

RECEIVING (BASED ON CATCHES)

| Year | Player | No | Yds | Avg | Lg | TD | Rank |
|------|----------------------|------|--------|------|-----|----|---------|
| 1946 | Beals, Alyn | 40 | 586 | 14.7 | — | 10 | — |
| 1947 | Beals, Alyn | 47 | 655 | 13.9 | 54 | 10 | — |
| 1948 | Beals, Alyn | 46 | 591 | 12.8 | — | 14 | — |
| 1949 | Beals, Alyn | 44 | 678 | 15.4 | — | 12 | — |
| 1950 | Loyd, Alex | 32 | 402 | 12.6 | 38 | 0 | 18 |
| 1951 | Soltau, Gordy | 59 | 826 | 14.0 | 48t | 7 | 2 |
| 1952 | Soltau, Gordy | 55 | 774 | 14.1 | 49t | 7 | 4 |
| 1953 | Wilson, Billy | 51 | 840 | 16.5 | 61t | 10 | 6 |
| 1954 | Wilson, Billy | 60 | 830 | 13.8 | 43 | 5 | 1 |
| 1955 | Wilson, Billy | 53 | 831 | 15.7 | 72t | 7 | 2 |
| 1956 | Wilson, Billy | 60 | 889 | 14.8 | 77t | 5 | 1 |
| 1957 | Wilson, Billy | 52 | 757 | 14.6 | 40 | 6 | 1 |
| 1958 | Conner, Clyde | 49 | 512 | 10.4 | 26 | 5 | 5 |
| 1959 | Wilson, Billy | 44 | 540 | 12.3 | 57t | 4 | 6 |
| 1960 | Conner, Clyde | 38 | 531 | 14.0 | 65t | 2 | 1 |
| 1961 | Owens, R.C. | 55 | 1,032 | 18.8 | 54 | 5 | 7 |
| 1962 | Casey, Bernie | 53 | 819 | 15.5 | 48t | 6 | 11 |
| 1963 | Casey, Bernie | 47 | 762 | 16.2 | 68t | 7 | 14 |
| 1964 | Casey, Bernie | 58 | 808 | 13.9 | 63t | 4 | 6 |
| 1965 | Parks, Dave | 80 | 1,344 | 16.8 | 53t | 12 | 1 |
| 1966 | Parks, Dave | 66 | 974 | 14.8 | 65t | 5 | 3 |
| 1967 | Witcher, Dick | 46 | 705 | 15.3 | 63t | 3 | 17 |
| 1968 | McNeil, Clifton | 71 | 994 | 14.0 | 65t | 7 | 1 |
| 1969 | Washington, Gene | 51 | 711 | 13.9 | 52 | 3 | 10 |
| | Cunningham, Doug, RB | 51 | 484 | 9.5 | 58 | 0 | 11 |
| 1970 | Washington, Gene | 53 | 1,100 | 20.8 | 79t | 12 | 4/3 |
| 1971 | Kwalick, Ted | 52 | 664 | 12.8 | 42t | 5 | 4/2 |
| 1972 | Washington, Gene | 46 | 918 | 20.0 | 62t | 12 | 13/7 |
| 1973 | Kwalick, Ted | 47 | 729 | 15.5 | 48 | 5 | 10/6 |
| 1974 | Schreiber, Larry, RB | 30 | 217 | 7.2 | 16 | 1 | 60/36 |
| 1975 | Washington, Gene | 44 | 735 | 16.7 | 68t | 9 | 31/10 |
| 1976 | Washington, Gene | 33 | 457 | 13.8 | 55t | 6 | 52/25 |
| | Jackson, Wilbur, RB | 33 | 324 | 9.8 | 32 | 1 | 53/27 |
| 1977 | Washington, Gene | 32 | 638 | 19.9 | 47t | 5 | 52/22 |
| 1978 | Solomon, Freddie | 31 | 458 | 14.8 | 58t | 2 | 83/42 |
| 1979 | Hofer, Paul, RB | 58 | 662 | 11.4 | 44 | 2 | 17/7 |
| 1980 | Cooper, Earl, RB | 83 | 567 | 6.8 | 66t | 4 | 2/1 |
| 1981 | Clark, Dwight | 85 | 1,105 | 13.0 | 78t | 4 | 2/1 |
| 1982 | Clark, Dwight | 60 | 913 | 15.2 | 51 | 5 | 1/1 |
| 1983 | Clark, Dwight | 70 | 840 | 12.0 | 46t | 8 | 11/5 |
| 1984 | Craig, Roger, RB | 71 | 675 | 9.5 | 64t | 3 | 11/6 |
| 1985 | Craig, Roger, RB | 92 | 1,016 | 11.0 | 73 | 6 | 1/1 |
| 1986 | Rice, Jerry | 86 | 1,570 | 18.3 | 66t | 15 | 2/1 |
| 1987 | Craig, Roger, RB | 66 | 492 | 7.5 | 35t | 1 | 3/2 |
| 1988 | Craig, Roger, RB | 76 | 534 | 7.0 | 22 | 1 | 7/5 |
| 1989 | Rice, Jerry | 82 | 1,483 | 18.1 | 68t | 17 | 5/4 |
| 1990 | Rice, Jerry | 100 | 1,502 | 15.0 | 64t | 13 | 1/1 |
| 1991 | Rice, Jerry | 80 | 1,206 | 15.1 | 73t | 14 | 5/3 |
| 1992 | Rice, Jerry | 84 | 1,201 | 14.3 | 80t | 10 | 5/3 |
| 1993 | Rice, Jerry | 98 | 1,503 | 15.3 | 80t | 15 | 2/2 |
| 1994 | Rice, Jerry | 112 | 1,499 | 13.4 | 69t | 13 | 2/1 |
| 1995 | Rice, Jerry | +122 | *1,848 | 15.1 | 81t | 15 | 2/2 |
| 1996 | Rice, Jerry | 108 | 1,254 | 11.6 | 39 | 8 | 1/1 |
| 1997 | Owens, Terrell | 60 | 936 | 15.6 | 56t | 8 | 32t/13t |
| 1998 | Rice, Jerry | 82 | 1,157 | 14.1 | 75t | 9 | 7t/3t |
| 1999 | Rice, Jerry | 67 | 830 | 12.4 | 62 | 5 | 31t/19 |
| 2000 | Owens, Terrell | 97 | 1,451 | 15.0 | 69t | 13 | 5/2 |
| 2001 | Owens, Terrell | 93 | 1,412 | 15.2 | 60t | 16 | 9/4 |
| 2002 | Owens, Terrell | 100 | 1,300 | 13.0 | 76t | 13 | 4t/2 |
| 2003 | Owens, Terrell | 80 | 1,102 | 13.8 | 75t | 9 | 12/7 |

PUNTING (BASED ON GROSS AVG.) (MIN. 25 PUNTS)

| Year | Player | No | Avg | Lg | Bkck | Rank |
|------|-------------------|-----|------|----|------|--------|
| 1946 | Albert, Frank | 54 | 41.0 | 73 | 0 | — |
| 1947 | Albert, Frank | 40 | 44.0 | 69 | 1 | — |
| 1948 | Albert, Frank | 35 | 44.8 | 82 | 0 | — |
| 1949 | Albert, Frank | 31 | 48.2 | 72 | 0 | — |
| 1950 | Lillywhite, Verl | 26 | 39.1 | 57 | 0 | 11 |
| 1951 | Albert, Frank | 34 | 44.3 | 66 | 0 | 2 |
| 1952 | Albert, Frank | 68 | 42.6 | 70 | 0 | 5 |
| 1953 | Powers, Jim | 42 | 40.6 | 55 | 1 | 8 |
| 1954 | Brown, Pete | 49 | 37.5 | 51 | 0 | 11 |
| 1955 | Luna, Bob | 63 | 40.6 | 63 | 3 | 8 |
| 1956 | Morrall, Earl | 45 | 37.9 | 57 | 0 | 16 |
| 1957 | Jessup, Bill | 38 | 43.6 | 62 | 0 | 13 |
| 1958 | Atkins, Bill | 25 | 39.3 | 51 | 0 | 11 |
| 1959 | Davis, Tommy | 59 | 45.7 | 71 | 0 | 3 |
| 1960 | Davis, Tommy | 62 | 44.1 | 74 | 0 | 3 |
| 1961 | Davis, Tommy | 50 | 45.4 | 67 | 0 | 3 |
| 1962 | Davis, Tommy | 48 | 45.6 | 82 | 0 | 1 |
| 1963 | Davis, Tommy | 73 | 45.4 | 64 | 2 | 4 |
| 1964 | Davis, Tommy | 79 | 45.6 | 68 | 0 | 4 |
| 1965 | Davis, Tommy | 54 | 45.8 | 65 | 0 | 2 |
| 1966 | Davis, Tommy | 63 | 41.4 | 60 | 0 | 6 |
| 1967 | Spurrier, Steve | 73 | 37.6 | 61 | 1 | 12 |
| 1968 | Spurrier, Steve | 68 | 39.0 | 54 | 0 | 12 |
| 1969 | Kilgore, Jon | 36 | 40.3 | 72 | 0 | 9 |
| 1970 | Spurrier, Steve | 75 | 38.4 | 58 | 0 | 14/11 |
| 1971 | McCann, Jim | 49 | 38.7 | 54 | 1 | 25/12 |
| 1972 | McCann, Jim | 64 | 39.7 | 63 | 1 | 21/10 |
| 1973 | Wittum, Tom | 79 | 43.7 | 62 | 0 | 4/1 |
| 1974 | Wittum, Tom | 68 | 41.2 | 67 | 1 | 4/2 |
| 1975 | Wittum, Tom | 67 | 41.9 | 64 | 3 | 3/2 |
| 1976 | Wittum, Tom | 89 | 40.8 | 68 | 2 | 3/2 |
| 1977 | Wittum, Tom | 77 | 36.4 | 54 | 3 | 26/13 |
| 1978 | Connell, Mike | 96 | 37.3 | 59 | 1 | 21/10 |
| 1979 | Melville, Dan | 71 | 37.0 | 53 | 1 | 25/14 |
| 1980 | Miller, Jim | 77 | 40.9 | 65 | 0 | 10/5 |
| 1981 | Miller, Jim | 93 | 41.5 | 65 | 0 | 15/6 |
| 1982 | Miller, Jim | 44 | 38.1 | 80 | 1 | 25/13 |
| 1983 | Orosz, Tom | 65 | 39.3 | 61 | 1 | 25/11 |
| 1984 | Runager, Max | 56 | 41.8 | 59 | 1 | 17/17 |
| 1985 | Runager, Max | 86 | 39.8 | 57 | 1 | 26/13 |
| 1986 | Runager, Max | 83 | 41.6 | 62 | 2 | 10/6 |
| 1987 | Runager, Max | 55 | 39.2 | 56 | 1 | 22/11 |
| 1988 | Helton, Barry | 78 | 39.3 | 53 | 1 | 21/11 |
| 1989 | Helton, Barry | 55 | 40.5 | 56 | 1 | 12/8 |
| 1990 | Helton, Barry | 69 | 36.8 | 56 | 1 | 28/1 |
| 1991 | Prokop, Joe | 40 | 38.5 | 58 | 0 | 27/13 |
| 1992 | Wilmsmeyer, Klaus | 49 | 39.1 | 58 | 0 | 26/14 |
| 1993 | Wilmsmeyer, Klaus | 42 | 40.9 | 61 | 0 | 23/11 |
| 1994 | Wilmsmeyer, Klaus | 54 | 41.4 | 60 | 0 | 14t/7t |
| 1995 | Thompson, Tommy | 57 | 40.6 | 65 | 0 | 25/13t |
| 1996 | Thompson, Tommy | 73 | 44.1 | 65 | 2 | 10/4 |
| 1997 | Thompson, Tommy | 78 | 40.8 | 55 | 1 | 30/15 |
| 1998 | Roby, Reggie | 60 | 41.9 | 66 | 0 | 22/9 |
| 1999 | Stanley, Chad | 69 | 39.7 | 70 | 2 | 26/11 |
| 2000 | Stanley, Chad | 69 | 39.5 | 56 | 1 | 27/12 |
| 2001 | Baker, Jason | 69 | 40.8 | 64 | 0 | 23/13 |
| 2002 | Baker, Jason | 42 | 40.2 | 51 | 0 | 25t/13 |
| 2003 | LaFleur, Bill | 68 | 38.7 | 56 | 1 | 29t/16 |
| 2004 | Lee, Andy | 96 | 41.6 | 81 | 0 | 20/10 |
| 2005 | Lee, Andy | 107 | 41.6 | 58 | 1 | 25/12 |

49ERS YEARLY STATISTICAL LEADERS

RECEIVING (BASED ON CATCHES)

| Year | Player | No | Yds | Avg | Lg | TD | Rank |
|-------------|-----------------------|-----------|------------|-------------|------------|----------|-----------|
| 2004 | Johnson, Eric, TE | 82 | 825 | 10.1 | 25 | 2 | 35/14 |
| 2005 | Lloyd, Brandon | 48 | 733 | 15.3 | 89t | 5 | 44/20 |
| 2006 | Gore, Frank, RB | 61 | 485 | 8.0 | 39 | 1 | 40t/21t |
| 2007 | Gore, Frank, RB | 53 | 436 | 8.2 | 23t | 1 | 54t/27t |
| 2008 | Bruce, Isaac | 61 | 835 | 13.7 | 63 | 7 | 37/19 |
| 2009 | Davis, Vernon, TE | 78 | 965 | 12.4 | 73t | 13 | 19t/10 |
| 2010 | Davis, Vernon, TE | 56 | 914 | 16.3 | 66t | 7 | 51/23 |
| 2011 | Crabtree, Michael | 72 | 874 | 12.1 | 52t | 4 | 24t/15t |
| 2012 | Crabtree, Michael | 85 | 1,105 | 13.0 | 49t | 9 | 14/9 |
| 2013 | Boldin, Anquan | 85 | 1,179 | 13.9 | 63 | 7 | 16/10 |
| 2014 | Boldin, Anquan | 83 | 1,062 | 12.8 | 76t | 5 | 18/11 |
| 2015 | Boldin, Anquan | 69 | 789 | 11.4 | 51 | 4 | 37t/19t |
| 2016 | Kerley, Jeremy | 43 | 466 | 10.8 | 33t | 3 | -- |

PUNTING (BASED ON GROSS AVG.) (MIN. 25 PUNTS)

| Year | Player | No | Avg | Lg | Blck | Rank |
|-------------|------------------------|-----------|-------------|-----------|----------|--------------|
| 2006 | Lee, Andy | 81 | 44.8 | 66 | 0 | 7/6 |
| 2007 | Lee, Andy | 105 | 47.3 | 74 | 0 | 2/1 |
| 2008 | Lee, Andy | 66 | 47.8 | 82 | 1 | 4/3 |
| 2009 | Lee, Andy | 99 | 47.6 | 64 | 0 | 2/2 |
| 2010 | Lee, Andy | 91 | 46.2 | 64 | 0 | 4/2 |
| 2011 | Lee, Andy | 78 | 50.9 | 68 | 1 | 1/1 |
| 2012 | Lee, Andy | 67 | 48.1 | 66 | 0 | 4/2 |
| 2013 | Lee, Andy | 79 | 48.2 | 62 | 0 | 3/1 |
| 2014 | Lee, Andy | 72 | 46.8 | 71 | 1 | 6/2 |
| 2015 | Pinion, Bradley | 86 | 43.9 | 62 | 0 | 27/13 |
| 2016 | Pinion, Bradley | 72 | 44.2 | 65 | 0 | -- |

+ Team Record * NFL Record

49ERS YEARLY STATISTICAL LEADERS

| SCORING (BASED ON POINTS) | | | | | | | FIELD GOAL PERCENTAGE | | | | | | |
|---------------------------|-------------------|----|--------|----|-----|-------|-----------------------|-------------------|-----|------|------|-----|---------|
| Year | Player | TD | PAT | FG | Pts | Rank | Year | Player | Att | Made | Pct | Lg | Rank |
| 1946 | Beals, Alyn | 10 | 1 | 0 | 61 | — | 1946 | Vetrano, Joe | 7 | 4 | .571 | 26 | — |
| 1947 | Beals, Alyn | 10 | 0 | 0 | 60 | — | 1947 | Vetrano, Joe | 8 | 4 | .500 | 30 | — |
| 1948 | Beals, Alyn | 14 | 0 | 0 | 84 | — | 1948 | Vetrano, Joe | 8 | 5 | .625 | 47 | — |
| 1949 | Beals, Alyn | 12 | 1 | 0 | 73 | — | 1949 | Vetrano, Joe | 4 | 3 | .750 | 28 | — |
| 1950 | Soltau, Gordie | 1 | 26 | 4 | 44 | 22 | 1950 | Soltau, Gordie | 8 | 4 | .500 | 26 | DNQ |
| 1951 | Soltau, Gordie | 7 | 30 | 6 | 90 | 5 | 1951 | Soltau, Gordie | 18 | 6 | .333 | 42 | 9 |
| 1952 | Soltau, Gordie | 7 | 34 | 6 | 94 | — | 1952 | Soltau, Gordie | 12 | 6 | .500 | 31 | 5 |
| 1953 | Soltau, Gordie | 6 | 48 | 10 | 114 | 1 | 1953 | Soltau, Gordie | 15 | 10 | .667 | 39 | 2 |
| 1954 | Soltau, Gordie | 2 | 31 | 11 | 76 | 4 | 1954 | Soltau, Gordie | 18 | 11 | .611 | 37 | 3 |
| 1955 | Soltau, Gordie | 1 | 27 | 3 | 42 | 24 | 1955 | Soltau, Gordie | 12 | 3 | .250 | 28 | 11 |
| | Wilson, Billy | 7 | 0 | 0 | 42 | 24 | 1956 | Soltau, Gordie | 20 | 13 | .650 | 40 | 3 |
| 1956 | Soltau, Gordie | 1 | 26 | 13 | 71 | 6 | 1957 | Soltau, Gordie | 15 | 9 | .600 | 37 | 5 |
| 1957 | Soltau, Gordie | 0 | 33 | 9 | 60 | 9 | 1958 | Soltau, Gordie | 21 | 8 | .381 | 39 | 9 |
| 1958 | Soltau, Gordie | 0 | 29 | 8 | 53 | 20 | 1959 | Davis, Tommy | 26 | 12 | .462 | 43 | 5 |
| 1959 | Davis, Tommy | 0 | 31 | 12 | 67 | 9 | 1960 | Davis, Tommy | 32 | 19 | .594 | 40 | 7 |
| 1960 | Davis, Tommy | 0 | 21 | 19 | 78 | 9 | 1961 | Davis, Tommy | 22 | 12 | .545 | 46 | 6 |
| 1961 | Davis, Tommy | 0 | 44 | 12 | 80 | 8 | 1962 | Davis, Tommy | 23 | 10 | .435 | 42 | 15 |
| 1962 | Davis, Tommy | 0 | 36 | 10 | 66 | 16 | 1963 | Davis, Tommy | 31 | 10 | .323 | 46 | 22 |
| 1963 | Davis, Tommy | 0 | 24 | 10 | 54 | 21 | 1964 | Davis, Tommy | 25 | 8 | .320 | *53 | 19 |
| 1964 | Davis, Tommy | 0 | 30 | 8 | 54 | 24 | 1965 | Davis, Tommy | 27 | 17 | .630 | *53 | 5t |
| 1965 | Davis, Tommy | 0 | 52 | 17 | 103 | 4 | 1966 | Davis, Tommy | 31 | 16 | .516 | 46 | 15t |
| 1966 | Davis, Tommy | 0 | 38 | 16 | 86 | 12 | 1967 | Davis, Tommy | 33 | 14 | .424 | 50 | 23 |
| 1967 | Davis, Tommy | 0 | 33 | 14 | 75 | 10 | 1968 | Davis, Tommy | 16 | 9 | .563 | 38 | 14 |
| 1968 | Davis, Tommy | 0 | 26 | 9 | 53 | 19 | 1969 | Davis, Tommy | 10 | 3 | .300 | 48 | DNQ |
| 1969 | Willard, Ken | 10 | 0 | 0 | 60 | 21 | 1970 | Gossett, Bruce | 31 | 21 | .677 | 48 | 5/3 |
| 1970 | Gossett, Bruce | 0 | 39 | 21 | 102 | 6/4 | 1971 | Gossett, Bruce | 36 | 23 | .639 | 48 | 9/5 |
| 1971 | Gossett, Bruce | 0 | 32 | 23 | 101 | 5/3 | 1972 | Gossett, Bruce | 29 | 18 | .621 | 50 | 15/6 |
| 1972 | Gossett, Bruce | 0 | 41 | 18 | 95 | 13/7 | 1973 | Gossett, Bruce | 33 | 26 | .788 | 54 | 1**/1 |
| 1973 | Gossett, Bruce | 0 | 26 | 26 | 104 | 7/4 | 1974 | Gossett, Bruce | 24 | 11 | .458 | 46 | 22/11 |
| 1974 | Gossett, Bruce | 0 | 25 | 11 | 58 | 25/8 | 1975 | Mike-Mayer, Steve | 28 | 14 | .500 | 54 | 22t/11 |
| 1975 | Mike-Mayer, Steve | 0 | 27 | 14 | 69 | 22/9 | 1976 | Mike-Mayer, Steve | 28 | 16 | .571 | 45 | 16t/9 |
| 1976 | Mike-Mayer, Steve | 0 | 26 | 16 | 74 | 25/9 | 1977 | Wersching, Ray | 17 | 10 | .588 | 50 | 15/5 |
| 1977 | Williams, Delvin | 9 | 0 | 0 | 54 | 14/10 | 1978 | Wersching, Ray | 23 | 15 | .652 | 45 | 12/6 |
| 1978 | Wersching, Ray | 0 | 24 | 15 | 69 | 22/9 | 1979 | Wersching, Ray | 24 | 20 | .833 | 47 | 2/1 |
| 1979 | Wersching, Ray | 0 | 32 | 20 | 92 | 12/5 | 1980 | Wersching, Ray | 19 | 15 | .789 | 47 | 2/1 |
| 1980 | Wersching, Ray | 0 | 33 | 15 | 78 | 18/10 | 1981 | Wersching, Ray | 23 | 17 | .739 | 48 | 5/4 |
| 1981 | Wersching, Ray | 0 | 30 | 17 | 81 | 22/13 | 1982 | Wersching, Ray | 17 | 12 | .706 | 45 | 15/8 |
| 1982 | Wersching, Ray | 0 | 23 | 12 | 59 | 9/4 | 1983 | Wersching, Ray | 30 | 25 | .833 | 52 | 5t/1t |
| 1983 | Wersching, Ray | 0 | 51 | 25 | 126 | 3/3 | 1984 | Wersching, Ray | 35 | 25 | .714 | 53 | 17/11 |
| 1984 | Wersching, Ray | 0 | 56 | 25 | 131 | 1/1 | 1985 | Wersching, Ray | 21 | 13 | .619 | 45 | 22/11 |
| 1985 | Wersching, Ray | 0 | 52 | 13 | 91 | 21/11 | 1986 | Wersching, Ray | 35 | 25 | .714 | 50 | 11t/5t |
| 1986 | Wersching, Ray | 0 | 41 | 25 | 116 | 3/3 | 1987 | Wersching, Ray | 17 | 13 | .765 | 45 | 12/6 |
| 1987 | Rice, Jerry | 23 | 0 | 0 | 138 | 1/1 | 1988 | Cofer, Mike | 38 | 27 | .711 | 52 | 17/10 |
| 1988 | Cofer, Mike | 0 | 40 | 27 | 121 | 2/1 | 1989 | Cofer, Mike | 36 | 29 | .806 | 47 | 4/2 |
| 1989 | Cofer, Mike | 0 | 49 | 29 | 136 | 1/1 | 1990 | Cofer, Mike | 36 | 24 | .667 | *56 | 26t/11t |
| 1990 | Cofer, Mike | 0 | 39 | 24 | 111 | 4/3 | 1991 | Cofer, Mike | 28 | 14 | .500 | 50 | 28/14 |
| 1991 | Cofer, Mike | 0 | 49 | 14 | 91 | 17/8 | 1992 | Cofer, Mike | 27 | 18 | .667 | 46 | 21/11 |
| 1992 | Cofer, Mike | 0 | 53 | 18 | 107 | 8/4 | 1993 | Cofer, Mike | 26 | 16 | .615 | 46 | 26/12 |
| 1993 | Cofer, Mike | 0 | 59 | 16 | 107 | 11t/6 | 1994 | Brien, Doug | 20 | 15 | .750 | 48 | 20/7 |
| 1994 | Brien, Doug | 0 | 60 | 15 | 105 | 11t/4 | 1995 | Wilkins, Jeff | 13 | 12 | .923 | 40 | DNQ |
| 1995 | Rice, Jerry | 17 | 1(2PT) | 0 | 104 | 19/10 | 1996 | Wilkins, Jeff | 34 | 30 | .882 | 49 | 4/3 |
| 1996 | Wilkins, Jeff | 0 | 40 | 30 | 130 | 4/2 | 1997 | Anderson, Gary | 36 | 29 | .806 | 51 | 11/7 |
| 1997 | Anderson, Gary | 0 | 38 | 29 | 125 | 3/2 | 1998 | Richey, Wade | 27 | 18 | .667 | 46 | 27t/13t |
| 1998 | Richey, Wade | 0 | 49 | 18 | 103 | 14/6 | 1999 | Richey, Wade | 23 | 21 | .913 | 52 | 1**/1 |
| 1999 | Richey, Wade | 0 | 30 | 21 | 93 | 21/8 | 2000 | Richey, Wade | 22 | 15 | .682 | 47 | 28/14 |
| 2000 | Richey, Wade | 0 | 43 | 15 | 88 | 28/13 | 2001 | Cortez, Jose | 25 | 18 | .720 | 52 | 21/12 |
| 2001 | Cortez, Jose | 0 | 47 | 18 | 101 | 16/8 | 2002 | Cortez, Jose | 24 | 18 | .750 | 45 | 26/13t |
| 2002 | Owens, Terrell | 14 | 0 | 0 | 84 | 8t/3* | 2003 | Peterson, Todd | 15 | 12 | .800 | 48 | DNQ |
| 2003 | Peterson, Todd | 0 | 22 | 12 | 58 | 30/14 | 2004 | Peterson, Todd | 22 | 18 | .818 | 51 | 15t/6t |
| 2004 | Peterson, Todd | 0 | 23 | 18 | 77 | 42/18 | 2005 | Nedney, Joe | 28 | 26 | .929 | 56 | 3/2 |

49ERS YEARLY STATISTICAL LEADERS

SCORING (BASED ON POINTS)

| Year | Player | TD | PAT | FG | Pts | Rank |
|-------------|---------------------|----------|-----------|-----------|------------|--------------|
| 2005 | Nedney, Joe | 0 | 19 | 26 | 97 | 22t/8t |
| 2006 | Nedney, Joe | 0 | 29 | 29 | 116 | 7t/4t |
| 2007 | Nedney, Joe | 0 | 22 | 17 | 73 | 35/17 |
| 2008 | Nedney, Joe | 0 | 34 | 29 | 121 | 15/9 |
| 2009 | Nedney, Joe | 0 | 33 | 17 | 84 | 28t/14 |
| 2010 | Nedney, Joe | 0 | 17 | 11 | 50 | 65t/31t |
| 2011 | Akers, David | 0 | 34 | 44 | 166 | 1/1 |
| 2012 | Akers, David | 0 | 44 | 29 | 131 | 9/5 |
| 2013 | Dawson, Phil | 0 | 44 | 32 | 140 | 6t/3 |
| 2014 | Dawson, Phil | 0 | 33 | 25 | 108 | 19/9 |
| 2015 | Dawson, Phil | 0 | 20 | 24 | 92 | 24/12 |
| 2016 | Dawson, Phil | 0 | 25 | 17 | 76 | -- |

FIELD GOAL PERCENTAGE

| Year | Player | Att | Made | Pct | Lg | Rank |
|-------------|---------------------|-----------|-----------|-------------|-----------|---------------|
| 2006 | Nedney, Joe | 35 | 29 | .829 | 51 | 16/9 |
| 2007 | Nedney, Joe | 19 | 17 | .895 | 50 | 5/1 |
| 2008 | Nedney, Joe | 33 | 29 | .878 | 53 | 12/7 |
| 2009 | Nedney, Joe | 21 | 17 | .810 | 51 | 21/9 |
| 2010 | Reed, Jeff | 10 | 9 | .900 | 47 | NA |
| 2011 | Akers, David | 52 | 44 | .846 | 55 | 14/7 |
| 2012 | Akers, David | 42 | 29 | .690 | 63* | 30/14 |
| 2013 | Dawson, Phil | 36 | 32 | .889 | 56 | 14t/6t |
| 2014 | Dawson, Phil | 31 | 25 | .806 | 55 | 25/13 |
| 2015 | Dawson, Phil | 27 | 24 | .889 | 54 | 10/7 |
| 2016 | Dawson, Phil | 18 | 17 | .944 | 53 | -- |

* LONGEST FIELD GOAL IN NFL THAT YEAR; ** LEADER BASED ON FIELD GOAL PCT OF KICKERS WITH 15--OR--MORE MADE; DNQ -- DID NOT QUALIFY FOR THE LEAGUE MINIMUM

49ERS YEARLY STATISTICAL LEADERS

KICKOFF RETURNS (BASED ON AVG.) (MIN. 20 RETURNS)

| YEAR | Player | No | Yds | Avg | Lg | TD | Rank |
|------|-------------------|----|-------|------|------|----|-------|
| 1946 | Eshmont, Len | 10 | 264 | 26.4 | — | 0 | DNQ |
| 1947 | Eshmont, Len | 9 | 177 | 19.7 | — | 0 | DNQ |
| 1948 | Hall, Forrest | 13 | 369 | 28.4 | — | 0 | 3 |
| 1949 | Perry, Joe | 14 | 337 | 24.1 | — | 0 | 5 |
| 1950 | Cathcart, Sam | 14 | 329 | 23.9 | 62 | 0 | 20 |
| 1951 | Arenas, Joe | 21 | 542 | 25.8 | 49 | 0 | 8 |
| 1952 | McElhenny, Hugh | 18 | 396 | 22.0 | 40 | 0 | 16 |
| 1953 | Arenas, Joe | 16 | 551 | 34.4 | 82 | 0 | 1 |
| 1954 | Arenas, Joe | 16 | 362 | 22.6 | 41 | 0 | 11 |
| 1955 | Arenas, Joe | 24 | 594 | 24.8 | 42 | 0 | 7 |
| 1956 | Arenas, Joe | 27 | 801 | 29.7 | 96t | 1 | 2 |
| 1957 | Arenas, Joe | 24 | 657 | 27.4 | 64 | 0 | 2 |
| 1958 | Smith, J.D. | 15 | 356 | 23.7 | 39 | 0 | 8 |
| 1959 | Lyles, Lenny | 25 | 565 | 22.6 | 46 | 0 | 10 |
| 1960 | Lyles, Lenny | 17 | 526 | 30.9 | 97t | 1 | 2 |
| 1961 | Woodson, Abe | 27 | 782 | 29.0 | 98t | 1 | 3 |
| 1962 | Woodson, Abe | 37 | 1,157 | 31.3 | 79 | 0 | 1 |
| 1963 | Woodson, Abe | 29 | 935 | 32.2 | 103t | 3 | 1 |
| 1964 | Woodson, Abe | 32 | 880 | 27.5 | 70 | 0 | 4 |
| 1965 | Alexander, Kermit | 32 | 741 | 23.2 | 46 | 0 | 20 |
| 1966 | Alexander, Kermit | 37 | 984 | 26.6 | 56 | 0 | 7 |
| 1967 | Cunningham, Doug | 31 | 826 | 26.6 | 94 | 0 | 5 |
| 1968 | Alexander, Kermit | 20 | 360 | 18.0 | 35 | 0 | 24 |
| 1969 | Smith, Noland | 14 | 310 | 22.1 | 60 | 0 | DNQ |
| 1970 | Tucker, Bill | 25 | 577 | 23.1 | 43 | 0 | 16/9 |
| 1971 | Washington, Vic | 33 | 858 | 26.0 | 74 | 0 | 12/8 |
| 1972 | Washington, Vic | 27 | 771 | 28.6 | 98t | 1 | 4/3 |
| 1973 | Washington, Vic | 24 | 549 | 22.9 | 38 | 0 | 26/10 |
| 1974 | Holmes, Mike | 25 | 612 | 24.5 | 57 | 0 | 15/6 |
| 1975 | Moore, Manfred | 26 | 650 | 25.0 | 52 | 0 | 10/5 |
| 1976 | Leonard, Anthony | 26 | 553 | 21.3 | 39 | 0 | 29/13 |
| 1977 | Hofer, Paul | 36 | 871 | 24.2 | 48 | 0 | 12/7 |
| 1978 | Williams, Dave | 34 | 745 | 21.9 | 89t | 1 | 23/8 |
| 1979 | Owens, James | 41 | 1,002 | 24.4 | 85t | 1 | 5/3 |
| 1980 | Owens, James | 31 | 726 | 23.4 | 101t | 1 | 4/3 |
| 1981 | Lawrence, Amos | 17 | 437 | 25.7 | 92t | 1 | 3/2 |
| 1982 | McLemore, Dana | 16 | 353 | 22.1 | 45 | 0 | 18/9 |
| 1983 | McLemore, Dana | 30 | 576 | 19.2 | 39 | 0 | 30/14 |
| 1984 | Monroe, Carl | 27 | 561 | 20.8 | 44 | 0 | 19/9 |
| 1985 | Monroe, Carl | 28 | 717 | 25.6 | 95t | 1 | 4/3 |
| 1986 | Crawford, Derrick | 15 | 280 | 18.7 | 34 | 0 | DNQ |
| 1987 | Rodgers, Del | 17 | 358 | 21.1 | 50 | 0 | DNQ |
| 1988 | DuBose, Doug | 32 | 608 | 19.0 | 44 | 0 | 27/11 |
| 1989 | Flagler, Terrence | 32 | 643 | 20.1 | 41 | 0 | 18/11 |
| 1990 | Carter, Dexter | 41 | 783 | 19.1 | 35 | 0 | 21/11 |
| 1991 | Carter, Dexter | 37 | 839 | 22.7 | 98t | 1 | 5/3 |
| 1992 | Logan, Marc | 22 | 478 | 21.7 | 82 | 0 | 9/6 |
| 1993 | Carter, Dexter | 25 | 494 | 19.8 | 60 | 0 | 18/11 |
| 1994 | Carter, Dexter | 48 | 1,105 | 23.0 | 96t | 1 | 15/11 |
| 1995 | Carter, Dexter | 23 | 522 | 22.7 | 46 | 0 | DNQ |
| 1996 | Carter, Dexter | 41 | 909 | 22.2 | 71 | 0 | 21/10 |
| 1997 | Levy, Chuck | 36 | 793 | 22.0 | 59 | 0 | 22/12 |
| 1998 | Levy, Chuck | 22 | 383 | 17.4 | 30 | 0 | DNQ |
| 1999 | McQuarters, R.W. | 26 | 568 | 21.8 | 37 | 0 | DNQ |
| 2000 | Williams, Kevin | 30 | 536 | 17.9 | 33 | 0 | DNQ |
| 2001 | Sutherland, Vinny | 50 | 1,140 | 22.8 | 65 | 0 | 19/11 |
| 2002 | Williams, Jimmy | 35 | 765 | 21.9 | 50 | 0 | 29/18 |
| 2003 | Wilson, Cedrick | 37 | 836 | 22.6 | 95t | 1 | 16/10 |
| 2004 | Robertson, Jamal | 25 | 560 | 22.4 | 37 | 0 | 11/5 |
| 2005 | Hicks, Maurice | 34 | 689 | 20.3 | 40 | 0 | 36/18 |

PUNT RETURNS (BASED ON AVERAGE) (MIN. 10 RETURNS)

| Year | Player | No | Yds | Avg | Lg | TD | Rank |
|------|--------------------|----|-----|------|-----|----|-------|
| 1946 | Casanega, Ken | 18 | 248 | 13.8 | — | 0 | DNQ |
| 1947 | Vetrano, Joe | 12 | 137 | 11.4 | — | 0 | DNQ |
| 1948 | Cason, Jim | 22 | 309 | 14.0 | — | 0 | DNQ |
| 1949 | Cason, Jim | 21 | 351 | 16.7 | — | 0 | DNQ |
| 1950 | Cathcart, Sam | 16 | 185 | 11.6 | 29 | 0 | 10 |
| 1951 | Arenas, Joe | 21 | 272 | 13.0 | 51 | 0 | 6 |
| 1952 | McElhenny, Hugh | 20 | 284 | 14.2 | 94t | 1 | 5 |
| 1953 | McElhenny, Hugh | 15 | 104 | 6.9 | 25 | 0 | 7 |
| 1954 | Arenas, Joe | 23 | 117 | 5.1 | 23 | 0 | 6 |
| 1955 | Arenas, Joe | 21 | 55 | 2.6 | 7 | 0 | 17 |
| 1956 | Arenas, Joe | 19 | 117 | 6.2 | 67t | 1 | 8 |
| 1957 | Arenas, Joe | 25 | 80 | 3.2 | 26 | 0 | 13 |
| 1958 | McElhenny, Hugh | 24 | 93 | 3.9 | 18 | 0 | 16 |
| 1959 | Woodson, Abe | 15 | 143 | 9.5 | 65 | 0 | 6 |
| 1960 | Woodson, Abe | 13 | 174 | 13.4 | 48 | 0 | 1 |
| 1961 | Woodson, Abe | 16 | 172 | 10.8 | 80t | 1 | 4 |
| 1962 | Woodson, Abe | 19 | 179 | 9.4 | 85t | 1 | 4 |
| 1963 | Woodson, Abe | 13 | 95 | 7.3 | 13 | 0 | 13 |
| 1964 | Alexander, Kermit | 21 | 189 | 9.0 | 70t | 1 | 8 |
| 1965 | Alexander, Kermit | 35 | 262 | 7.5 | 40 | 0 | 7 |
| 1966 | Alexander, Kermit | 30 | 198 | 6.6 | 44t | 4 | 6 |
| 1967 | Cunningham, Doug | 27 | 249 | 9.2 | 57 | 0 | 3 |
| 1968 | Alexander, Kermit | 24 | 87 | 3.6 | 26 | 0 | 16 |
| 1969 | Smith, Noland | 10 | 46 | 4.6 | 18 | 0 | 19 |
| 1970 | Taylor, Bruce | 43 | 516 | 12.0 | 76 | 0 | 2/1 |
| 1971 | Taylor, Bruce | 34 | 235 | 6.9 | 38 | 0 | 15/6 |
| 1972 | McGill, Ralph | 22 | 219 | 10.0 | 33 | 0 | 4/3 |
| 1973 | Taylor, Bruce | 15 | 207 | 13.8 | 61 | 0 | 1/1 |
| 1974 | McGill, Ralph | 20 | 161 | 8.3 | 47 | 0 | 20/13 |
| 1975 | McGill, Ralph | 31 | 290 | 9.4 | 34 | 0 | 18/9 |
| 1976 | Leonard, Anthony | 35 | 293 | 8.4 | 60t | 1 | 20/9 |
| 1977 | Leonard, Anthony | 22 | 154 | 7.0 | 19 | 0 | 30/13 |
| 1978 | Steptoe, Jack | 11 | 129 | 11.7 | 28 | 0 | DNQ |
| 1979 | Solomon, Freddie | 23 | 142 | 6.2 | 14 | 0 | 23/9 |
| 1980 | Solomon, Freddie | 27 | 298 | 11.0 | 57t | 2 | 3/2 |
| 1981 | Hicks, Dwight | 19 | 171 | 9.0 | 39 | 0 | DNQ |
| 1982 | McLemore, Dana | 7 | 156 | 22.3 | 93t | 1 | DNQ |
| 1983 | McLemore, Dana | 31 | 331 | 10.7 | 56t | 1 | 6/2 |
| 1984 | McLemore, Dana | 45 | 521 | 11.6 | 79t | 1 | 4/2 |
| 1985 | McLemore, Dana | 38 | 258 | 6.8 | 22 | 0 | 21/9 |
| 1986 | Griffin, Don | 38 | 377 | 9.9 | 76t | 1 | 5/2 |
| 1987 | McLemore, Dana | 21 | 265 | 12.6 | 83t | 1 | 2/2 |
| 1988 | Taylor, John | 44 | 556 | 12.6 | 95t | 2 | 1/1 |
| 1989 | Taylor, John | 36 | 417 | 11.6 | 37 | 0 | 5/4 |
| 1990 | Taylor, John | 26 | 212 | 8.2 | 30 | 0 | 13/8 |
| 1991 | Taylor, John | 31 | 267 | 8.6 | 24 | 0 | 9/5 |
| 1992 | Grant, Alan | 29 | 249 | 8.6 | 46 | 0 | 12/6 |
| 1993 | Carter, Dexter | 34 | 411 | 12.1 | 72t | 1 | 5/2 |
| 1994 | Carter, Dexter | 38 | 321 | 8.4 | 26 | 0 | 14/11 |
| 1995 | Taylor, John | 11 | 56 | 5.1 | 11 | 0 | DNQ |
| 1996 | Carter, Dexter | 36 | 317 | 8.8 | 52 | 0 | 18/9 |
| 1997 | Uwaezuoke, Iheanyi | 34 | 373 | 11.0 | 36 | 0 | 11/6 |
| 1998 | McQuarters, R.W. | 47 | 406 | 8.6 | 72t | 1 | 19/10 |
| 1999 | McQuarters, R.W. | 18 | 90 | 5.0 | 32 | 0 | DNQ |
| 2000 | Williams, Kevin | 26 | 220 | 8.5 | 25 | 0 | DNQ |
| 2001 | Sutherland, Vinny | 21 | 147 | 7.0 | 19 | 0 | DNQ |
| 2002 | Williams, Jimmy | 20 | 336 | 16.8 | 89t | 1 | 1/1 |
| 2003 | Williams, Jimmy | 35 | 240 | 6.9 | 20 | 0 | 26/11 |
| 2004 | Battle, Arnaz | 31 | 266 | 8.6 | 71t | 1 | 15/6 |
| 2005 | Amey, Fred | 11 | 125 | 11.4 | 75t | 1 | DNQ |

49ERS YEARLY STATISTICAL LEADERS

KICKOFF RETURNS (BASED ON AVG.) (MIN. 20 RETURNS)

| YEAR | Player | No | Yds | Avg | Lg | TD | Rank |
|-------------|-------------------------|-----------|------------|-------------|-----------|----------|------------|
| 2006 | Hicks, Maurice | 57 | 1,428 | 25.1 | 64 | 0 | 12/4 |
| 2007 | Hicks, Maurice | 63 | 1,502 | 23.8 | 55 | 0 | 20/9 |
| 2008 | Rossum, Allen | 47 | 1,259 | 26.8 | 104t | 1 | 6/3 |
| 2009 | Robinson, Michael | 18 | 414 | 23.0 | 40 | 0 | DNQ |
| 2010 | Ginn Jr., Ted | 47 | 992 | 21.1 | 61 | 0 | 33/17 |
| 2011 | Ginn Jr., Ted | 29 | 800 | 27.6 | 102t | 1 | 3/2 |
| 2012 | James, LaMichael | 14 | 417 | 29.8 | 62 | 0 | DNQ |
| 2013 | James, LaMichael | 12 | 321 | 26.8 | 41 | 0 | DNQ |
| 2014 | Ellington, Bruce | 24 | 614 | 25.6 | 38 | 0 | 7/3 |
| 2015 | Ellington, Bruce | 26 | 665 | 25.6 | 40 | 0 | 9/7 |
| 2016 | Shepard, JaCorey | 11 | 240 | 21.8 | 36 | 0 | -- |

*DNQ – Insufficient returns to qualify for NFL rankings

PUNT RETURNS (BASED ON AVERAGE) (MIN. 10 RETURNS)

| Year | Player | No | Yds | Avg | Lg | TD | Rank |
|-------------|-------------------------|-----------|------------|------------|-----------|----------|-------------|
| 2006 | Williams, Brandon | 22 | 147 | 6.7 | 25 | 0 | 28/15 |
| 2007 | Lewis, Michael | 44 | 336 | 7.6 | 51 | 0 | 18/9 |
| 2008 | Rossum, Allen | 15 | 223 | 14.9 | 45 | 0 | DNQ |
| 2009 | Battle, Arnaz | 21 | 61 | 2.9 | 18 | 0 | 28/13 |
| 2010 | Ginn Jr., Ted | 24 | 321 | 13.4 | 78t | 1 | 3/2 |
| 2011 | Ginn Jr., Ted | 38 | 466 | 12.3 | 55t | 1 | 4/3 |
| 2012 | Ginn Jr., Ted | 32 | 326 | 10.2 | 38 | 0 | 11/3 |
| 2013 | James, LaMichael | 23 | 251 | 10.9 | 40 | 0 | 10t/6t |
| 2014 | Ellington, Bruce | 23 | 188 | 8.2 | 23 | 0 | 13/7 |
| 2015 | Ellington, Bruce | 19 | 137 | 7.2 | 36 | 0 | DNQ |
| 2016 | Kerley, Jeremy | 16 | 131 | 8.2 | 26 | 0 | -- |

*DNQ – Insufficient returns to qualify for NFL rankings

49ERS YEARLY STATISTICAL LEADERS

ALL-PURPOSE YARDS (SINCE 1950)

| Year | Player | Rush | | Rec | | Off | Punt Ret | | Kick Ret | | Ret | Def | Tot |
|------|-------------------|------|-------|-----|-------|-------|----------|-----|----------|-------|-------|-----|-------|
| | | No | Yds | No | Yds | Yds | No | Yds | No | Yds | Yds | Yds | |
| 1950 | Perry, Joe | 124 | 647 | 13 | 69 | 716 | 0 | 0 | 12 | 223 | 0 | 0 | 939 |
| 1951 | Perry, Joe | 136 | 677 | 18 | 167 | 844 | 0 | 0 | 1 | 32 | 0 | 0 | 876 |
| 1952 | McElhenny, Hugh | 98 | 684 | 26 | 367 | 1,051 | 20 | 284 | 20 | 284 | 680 | 0 | 1,731 |
| 1953 | McElhenny, Hugh | 112 | 503 | 30 | 474 | 977 | 15 | 104 | 15 | 368 | 472 | 0 | 1,449 |
| 1954 | Perry, Joe | 173 | 1,049 | 26 | 203 | 1,252 | 0 | 0 | 0 | 0 | 0 | 0 | 1,252 |
| 1955 | Wilson, Billy | 0 | 0 | 53 | 831 | 831 | 0 | 0 | 0 | 0 | 0 | 0 | 831 |
| 1956 | McElhenny, Hugh | 185 | 916 | 16 | 193 | 1,109 | 15 | 38 | 13 | 300 | 338 | 0 | 1,447 |
| 1957 | McElhenny, Hugh | 102 | 478 | 37 | 458 | 936 | 0 | 0 | 0 | 0 | 0 | 0 | 936 |
| 1958 | Perry, Joe | 125 | 758 | 23 | 218 | 976 | 0 | 0 | 0 | 0 | 0 | 0 | 976 |
| 1959 | Smith, J.D. | 207 | 1,036 | 13 | 133 | 1,169 | 0 | 0 | 0 | 0 | 0 | 0 | 1,169 |
| 1960 | Smith, J.D. | 174 | 780 | 36 | 181 | 961 | 0 | 0 | 0 | 0 | 0 | 0 | 961 |
| 1961 | Smith, J.D. | 167 | 823 | 28 | 343 | 1,166 | 0 | 0 | 0 | 0 | 0 | 0 | 1,166 |
| 1962 | Woodson, Abe | 0 | 0 | 0 | 0 | 0 | 19 | 179 | 37 | 1,157 | 1,336 | 0 | 1,336 |
| 1963 | Woodson, Abe | 0 | 0 | 0 | 0 | 0 | 13 | 95 | 29 | 935 | 1,030 | 0 | 1,030 |
| 1964 | Woodson, Abe | 0 | 0 | 0 | 0 | 0 | 22 | 133 | 32 | 880 | 1,013 | 0 | 1,013 |
| 1965 | Parks, Dave | 0 | 0 | 80 | 1,344 | 1,344 | 0 | 0 | 0 | 0 | 0 | 0 | 1,344 |
| 1966 | Alexander, Kermit | 0 | 0 | 0 | 0 | 0 | 30 | 198 | 37 | 984 | 1,182 | 0 | 1,182 |
| 1967 | Cunningham, Doug | 0 | 0 | 0 | 0 | 0 | 27 | 249 | 31 | 826 | 1,075 | 0 | 1,075 |
| 1968 | Willard, Ken | 227 | 967 | 36 | 232 | 1,199 | 0 | 0 | 0 | 0 | 0 | 0 | 1,199 |
| 1969 | Cunningham, Doug | 147 | 541 | 51 | 484 | 1,025 | 0 | 0 | 0 | 0 | 0 | 0 | 1,025 |
| 1970 | Washington, Gene | 0 | 0 | 53 | 1,100 | 1,100 | 0 | 0 | 0 | 0 | 0 | 0 | 1,100 |
| 1971 | Washington, Vic | 191 | 811 | 36 | 317 | 1,128 | 0 | 0 | 33 | 858 | 858 | 0 | 1,986 |
| 1972 | Washington, Vic | 141 | 468 | 43 | 393 | 861 | 0 | 0 | 27 | 771 | 771 | 0 | 1,632 |
| 1973 | McGill, Ralph | 0 | 0 | 0 | 0 | 0 | 22 | 186 | 17 | 374 | 560 | 0 | 560 |
| 1974 | Jackson, Wilbur | 174 | 705 | 23 | 190 | 895 | 0 | 0 | 0 | 0 | 0 | 0 | 895 |
| 1975 | Williams, Delvin | 117 | 631 | 34 | 370 | 1,001 | 0 | 0 | 0 | 0 | 0 | 0 | 1,001 |
| 1976 | Williams, Delvin | 248 | 1,203 | 27 | 283 | 1,486 | 0 | 0 | 0 | 0 | 0 | 0 | 1,486 |
| 1977 | Williams, Delvin | 268 | 931 | 20 | 179 | 1,110 | 0 | 0 | 0 | 0 | 0 | 0 | 1,110 |
| 1978 | Williams, Dave | 0 | 0 | 0 | 0 | 0 | 0 | 0 | 34 | 745 | 745 | 0 | 745 |
| 1979 | Hofer, Paul | 123 | 615 | 58 | 662 | 1,277 | 0 | 0 | 0 | 0 | 0 | 0 | 1,277 |
| 1980 | Cooper, Earl | 171 | 720 | 83 | 567 | 1,287 | 0 | 0 | 0 | 0 | 0 | 0 | 1,287 |
| 1981 | Clark, Dwight | 3 | 32 | 85 | 1,105 | 1,137 | 0 | 0 | 0 | 0 | 0 | 0 | 1,137 |
| 1982 | Clark, Dwight | 0 | 0 | 60 | 913 | 913 | 0 | 0 | 0 | 0 | 0 | 0 | 913 |
| 1983 | Craig, Roger | 176 | 725 | 48 | 427 | 1,152 | 0 | 0 | 0 | 0 | 0 | 0 | 1,152 |
| 1984 | Tyler, Wendell | 246 | 1,262 | 28 | 230 | 1,492 | 0 | 0 | 0 | 0 | 0 | 0 | 1,492 |
| 1985 | Craig, Roger | 214 | 1,050 | 92 | 1,016 | 2,066 | 0 | 0 | 0 | 0 | 0 | 0 | 2,066 |
| 1986 | Rice, Jerry | 10 | 72 | 86 | 1,570 | 1,642 | 0 | 0 | 0 | 0 | 0 | 0 | 1,642 |
| 1987 | Craig, Roger | 215 | 815 | 66 | 492 | 1,307 | 0 | 0 | 0 | 0 | 0 | 0 | 1,307 |
| 1988 | Craig, Roger | 310 | 1,502 | 76 | 534 | 2,036 | 0 | 0 | 0 | 0 | 0 | 0 | 2,036 |
| 1989 | Taylor, John | 1 | 6 | 60 | 1,077 | 1,083 | 36 | 417 | 2 | 51 | 468 | 0 | 1,551 |
| 1990 | Rice, Jerry | 2 | 0 | 100 | 1,502 | 1,502 | 0 | 0 | 0 | 0 | 0 | 0 | 1,502 |
| 1991 | Rice, Jerry | 1 | 2 | 80 | 1,206 | 1,208 | 0 | 0 | 0 | 0 | 0 | 0 | 1,208 |
| 1992 | Watters, Ricky | 206 | 1,013 | 43 | 405 | 1,418 | 0 | 0 | 0 | 0 | 0 | 0 | 1,418 |
| 1993 | Rice, Jerry | 3 | 69 | 98 | 1,503 | 1,572 | 0 | 0 | 0 | 0 | 0 | 0 | 1,572 |
| 1994 | Watters, Ricky | 239 | 877 | 66 | 719 | 1,596 | 0 | 0 | 0 | 0 | 0 | 0 | 1,596 |
| 1995 | Rice, Jerry | 5 | 36 | 122 | 1,848 | 1,884 | 0 | 0 | 0 | 0 | 0 | 0 | 1,884 |
| 1996 | Rice, Jerry | 11 | 77 | 108 | 1,254 | 1,331 | 0 | 0 | 0 | 0 | 0 | 0 | 1,331 |
| 1997 | Hearst, Garrison | 234 | 1,019 | 21 | 194 | 1,213 | 0 | 0 | 0 | 0 | 0 | 0 | 1,213 |
| 1998 | Hearst, Garrison | 310 | 1,570 | 39 | 535 | 2,105 | 0 | 0 | 0 | 0 | 0 | 0 | 2,105 |
| 1999 | Garner, Charlie | 241 | 1,229 | 56 | 535 | 1,764 | 0 | 0 | 0 | 0 | 0 | 0 | 1,764 |
| 2000 | Garner, Charlie | 258 | 1,142 | 68 | 647 | 1,789 | 0 | 0 | 0 | 0 | 0 | 0 | 1,789 |
| 2001 | Hearst, Garrison | 252 | 1,206 | 41 | 347 | 1,553 | 0 | 0 | 0 | 0 | 0 | 0 | 1,553 |
| 2002 | Owens, Terrell | 7 | 79 | 100 | 1,300 | 1,379 | 0 | 0 | 0 | 0 | 0 | 0 | 1,379 |
| 2003 | Barlow, Kevan | 201 | 1,024 | 35 | 307 | 1,331 | 0 | 0 | 0 | 0 | 0 | 0 | 1,331 |
| 2004 | Barlow, Kevan | 244 | 822 | 35 | 212 | 1,034 | 0 | 0 | 0 | 0 | 0 | 0 | 1,034 |
| 2005 | Hicks, Maurice | 59 | 308 | 3 | 12 | 320 | 0 | 0 | 34 | 689 | 689 | 0 | 1,009 |
| 2006 | Gore, Frank | 312 | 1,695 | 61 | 485 | 2,180 | 0 | 0 | 0 | 0 | 0 | 0 | 2,180 |
| 2007 | Gore, Frank | 260 | 1,102 | 53 | 436 | 1,538 | 0 | 0 | 0 | 0 | 0 | 0 | 1,538 |
| 2008 | Rossum, Allen | 1 | 1 | 1 | 4 | 5 | 15 | 223 | 47 | 1,259 | 1,482 | 0 | 1,487 |
| 2009 | Gore, Frank | 229 | 1,120 | 52 | 406 | 1,526 | 0 | 0 | 0 | 0 | 0 | 0 | 1,526 |
| 2010 | Ginn Jr., Ted | 2 | 11 | 12 | 163 | 174 | 24 | 321 | 47 | 992 | 1,313 | 0 | 1,487 |
| 2011 | Gore, Frank | 282 | 1,211 | 17 | 114 | 1,325 | 0 | 0 | 0 | 0 | 0 | 0 | 1,325 |
| 2012 | Gore, Frank | 258 | 1,214 | 28 | 234 | 1,448 | 0 | 0 | 0 | 0 | 0 | 0 | 1,448 |
| 2013 | Gore, Frank | 292 | 1,128 | 16 | 141 | 1,269 | 0 | 0 | 0 | 0 | 0 | 0 | 1,269 |
| 2014 | Gore, Frank | 255 | 1,106 | 11 | 111 | 1,217 | 0 | 0 | 0 | 0 | 0 | 0 | 1,217 |
| 2015 | Boldin, Anquan | 0 | 0 | 69 | 789 | 789 | 0 | 0 | 0 | 0 | 0 | 0 | 789 |
| 2016 | Hyde, Carlos | 174 | 686 | 22 | 126 | 812 | 0 | 0 | 0 | 0 | 0 | 0 | 812 |

BEST PERFORMANCES VS. 49ERS

SCORING

Points

36 Gale Sayers, at Chi. (12/12/65)

Touchdowns

6 Gale Sayers, at Chi. (12/12/65)

PATs

8 Rafael Septien, at Dal. (10/12/80)

8 Paige Cothren, vs. LA Rams (10/5/58)

PAT Attempts

8 Rafael Septien, at Dal. (10/12/80)

8 Paige Cothren, vs. LA Rams (10/5/58)

Field Goals

6 Neil Rackers, at Arz. in Mexico City (10/2/05)

5 Morten Andersen, at Atl. (9/3/00)

5 Chris Jacke, at GB (10/14/96)

5 Morten Andersen, at NO (10/25/87)

5 Lou Michaels, at Bal. (9/25/66)

Field Goal Attempts

7 Morten Andersen, at NO (10/25/87)

Long Field Goal

59 Graham Gano, at Car. (11/6/11)

59 Morten Andersen, at Atl. (12/24/95)

56 Al Del Greco, at Hou. (10/27/96)

55 John Kasay, at Car. (10/24/10)

54 Josh Brown, at StL (1/3/10)

54 Jan Stenerud, vs. KC (12/6/71)

RUSHING

Attempts

35 Clinton Portis, vs. Was. (12/18/04)

Marcel Shipp, at Arz. (10/26/03)

32 Calvin Hill, at Dal. (11/10/74)

Steven Jackson, at StL Rams (12/21/08)

Yards

192 Erric Pegram, vs. Atl. (9/19/93), 27 att.

181 Willie Galimore, vs. Chi. (9/16/62), 22 att.

175 Barry Sanders, vs. Det. (12/23/96), 28 att.

174 Rudi Johnson, at Cin. (12/14/03), 21 att.

174 Leroy Kelly, vs. Cle. (11/3/68), 27 att.

Touchdowns

4 LaDainian Tomlinson, vs. SD (10/15/06)

Gale Sayers, at Chi. (12/12/65)

Rick Casares, vs. Chi. (10/28/56)

Long

84t Chester Taylor, vs. Min. (12/9/07)

PASSING

Attempts

65 Tom Brady, at NE (12/16/12)

61 Brett Favre, at GB (10/14/96)

60 Richard Todd, at NYJ (9/21/80)

58 Glenn Foley, vs. NYJ (9/6/98)

58 Jay Schroeder, at Was. (12/1/85)

Completions

42 Richard Todd, at NYJ (9/21/80)

41 Eli Manning, at NYG (10/11/15)

37 Matt Ryan, vs. Atl. (12/23/13)

36 Tom Brady, at NE (12/16/12)

35 Dieter Brock, at LA Rams (10/27/85)

Yards

484 Kurt Warner, at Arz. (11/25/07)

471 Brad Johnson, vs. Was. (12/26/99)

460 Don Meredith, vs. Dal. (11/10/63)

447 Richard Todd, at NYJ (9/21/80)

444 Dan Fouts vs. SD (12/11/82)

Touchdowns

5 Donovan McNabb, at Phi. (9/18/05)

5 Kurt Warner, at StL (10/10/99)

5 Vince Ferragamo, at LA Rams (10/23/83)

5 Dan Fouts, vs. SD (12/11/82)

Interceptions

7 Steve DeBerg, at TB (9/7/86)

6 Steve Grogan, vs. NE (11/30/80)

Long

96t Tobin Rote to Billy Grimes, vs. GB (12/10/50)

Times Sacked

10 Phil Simms, vs. NYG (11/23/80)

10 James Harris, at LA Rams (10/11/76)

10 Bill Munson, vs. LA Rams (12/6/64)

RECEIVING

Receptions

17 Clark Gaines, at NYJ (9/21/80)

14 Roy Helu Jr. at Was. (11/6/11)

12 Roddy White, vs. Atl. (12/23/13)

12 Reggie Wayne, at Ind. (11/1/09)

12 Tim Hightower, at Ari. (9/13/09)

12 Cris Carter, vs. Min. (12/18/95)

12 Michael Irvin, at Dal. (10/17/93)

Yards

220 Don Beebe, at GB (10/14/96)

214 Harlon Hill, vs. Chi. (10/31/54)

213 Terrell Owens, at Dal. (11/23/08)

210 Roddy White, vs. Atl. (10/11/09)

202 Paul Flatley, vs. Min. (10/24/65)

Touchdowns

4 Isaac Bruce, at StL (10/10/99)

4 Ahmad Rashad, at Min. (9/2/79)

4 Harlon Hill, vs. Chi. (10/31/54)

Long

96t Billy Grimes, vs. GB (12/10/50)

INTERCEPTIONS

Interceptions

3 Bill Simpson, vs. LA Rams (11/20/77)

3 Gene Howard, at LA Rams (11/21/71)

3 Roy Winston, vs. Min. (10/25/64)

3 Jerry Richardson, at LAN (10/18/64)

3 Donald Doll, at Det. (10/8/50)

Yards

107 Aaron Martin, at LA Rams (10/18/64)

101 Tom Pridemore, at Atl. (9/20/81)

Long

101t Tom Pridemore, at Atl. (9/20/81)

SACKS

Sacks

4.5 Kevin Greene, vs. LA Rams (12/18/88)

3.0 13 Players

PUNTING

Punts

12 Wilbur Summers, vs. Det. (10/23/77)

12 Rusty Jackson, vs. LA Rams (11/21/76)

Average

58.5 Reggie Roby, at Mia. (9/28/86) (min. 4 pts)

Long

90 Don Chandler, at GB (10/10/65)

PUNT RETURNS

Returns

8 Rolland Lawrence, vs. Atl. (10/9/77)

7 Nate Burleson, at Sea. (12/6/09)

7 Alvin Pearman, at Jac. (12/18/05)

7 J.T. Smith, at Phx. (11/6/88)

7 Robbie Martin, vs. Ind. (10/5/86)

7 LeRoy Irvin, vs. LA Rams (10/25/81)

7 Roland Lawrence, vs. Atl. (10/23/76)

Yards

184 Tom Watkins, at Det. (10/6/63)

Long

90t Tom Watkins, at Det. (10/6/63)

KICKOFF RETURNS

Returns

9 Ahmad Merritt, vs. Chi. (9/7/03)

9 Eric Metcalf, vs. Atl. (9/29/96)

Yards

222 Leon Washington, vs. Sea. (12/12/10)

208 Ron Smith, at Chi. (11/19/72)

Long

101 Percy Harvin, at Min. (9/27/09)

101 Mel Gray, vs. NO (9/21/86)

49ERS SINGLE-SEASON TEAM RECORDS

SCORING

Most Points Scored

505 (1994, 16 games)
479 (1998, 16 games)
475 (1984, 16 games)

Highest Average

31.6 (1994, 16 games)
31.0 (1953, 12 games)
30.6 (1987, 15 games)

Fewest Points Scored

198 (1963, 14 games)
208 (1960, 12 games)
209 (1982, 9 games)
213 (1950, 12 games)

Lowest Average

13.7 (2007, 16 games)
13.7 (1978, 16 games)
14.1 (1963, 14 games)

TOUCHDOWNS

Most Scored

66 (1994, 16 games)
61 (1998, 16 games)
(1993, 16 games)
59 (1987, 16 games)

Fewest Scored

21 (1960, 12 games)
23 (2005, 16 games)

Most Allowed

54 (2004, 16 games)
54 (1979, 16 games)
53 (1999, 16 games)

Fewest Allowed

23 (2011, 16 games)
23 (1971, 14 games)
24 (1984, 16 games)
24 (1982, 9 games)
24 (1951, 12 games)

Most by Rushing

24 (1979, 16 games)
(1955, 12 games)
23 (1956, 12 games)

Most by Passing

36 (1999, 16 games)
29 (1980, 16 games)
28 (2005, 16 games)

KICKING

Most Field Goals Made

44 (2011, 16 games)
32 (2013, 16 games)
30 (1996, 16 games)
29 (2012, 16 games)
(2008, 16 games)
(2006, 16 games)
(1997, 16 games)
(1989, 16 games)

Most PATs Made

60 (1994, 16 games)
59 (1993, 16 games)
56 (1984, 16 games)

RUSHING

Most Attempts

585 (1978, 16 games)
576 (1976, 14 games)
564 (1977, 14 games)

Most Yards Gained

2,544 (1998, 16 games)
2,523 (1988, 16 games)
2,498 (1954, 12 games)

Highest Average

5.7 (1954, 12 games)
5.2 (1998, 16 games)
5.1 (2012, 16 games)

Most Touchdowns

28 (1954, 12 games)
27 (1961, 14 games)
26 (1993, 16 games)
26 (1953, 12 games)

PASSING

Most Attempts

644 (1995, 16 games)
602 (1979, 16 games)
597 (1980, 16 games)
583 (2000, 16 games)
583 (1990, 16 games)

Most Completions

432 (1995, 16 games)
366 (2000, 16 games)
363 (1980, 16 games)
361 (1979, 16 games)
360 (1990, 16 games)

Highest Completion Pct.

70.3 (1994, 16 games)
70.2 (1989, 16 games)
67.6 (1993, 16 games)
67.1 (1995, 16 games)
66.5 (1992, 16 games)

Most Yds Gained (Gross)

4,779 (1995, 16 games)
4,584 (1989, 16 games)
4,510 (1998, 16 games)
4,480 (1993, 16 games)
4,400 (2000, 16 games)

Most Touchdowns

44 (1987, 16 games)
41 (1998, 16 games)
37 (1994, 16 games)
35 (1965, 14 games)
35 (1989, 16 games)

Highest Avg. Gain Per Att.

9.49 (1989, 16 games)
8.84 (1961, 14 games)
8.55 (1993, 16 games)

TOTAL NET YARDS

Most Yards Gained

6,800 (1998, 16 games)
6,435 (1993, 16 games)
6,366 (1984, 16 games)
6,268 (1989, 16 games)
6,195 (1992, 16 games)

FIRST DOWNS

Most First Downs

381 (1998, 16 games)
372 (1993, 16 games)
362 (1994, 16 games)
357 (1987, 15 games)
356 (1984, 16 games)

Most by Rushing

141 (2002, 16 games)
141 (1988, 16 games)
138 (1984, 16 games)

Most by Passing

231 (1995, 16 games)
223 (1998, 16 games)
213 (1986, 16 games)

Most by Penalty

34 (2014, 16 games)
34 (1978, 16 games)
31 (2011, 16 games)
30 (1994, 16 games)

FUMBLES

Most Opp. Fumbles Recovered

27 (1978, 16 games)
22 (1959, 12 games)
21 (1981, 16 games)
21 (1950, 12 games)

INTERCEPTIONS

Most Thrown

36 (1978, 16 games)
29 (1958, 12 games)
28 (1974, 14 games)
28 (1955, 12 games)

Most Intercepted

39 (1986, 16 games)
33 (1951, 12 games)
27 (1981, 16 games)

PENALTIES

Most Penalties

134 (2000, 16 games)
133 (1998, 16 games)
120 (1999, 16 games)

Most Yards Penalized

1,156 (1998, 16 games)
1,135 (2000, 16 games)
1,045 (1999, 16 games)

QUARTERBACK SACKS

Most Sacks Recorded

61 (1976, 14 games)
60 (1985, 16 games)
57 (1983, 16 games)
54 (1997, 16 games)

Most Sacks Allowed

55 (2008, 16 games)
55 (2007, 16 games)
53 (1998, 16 games)

Fewest Sacks Allowed

20 (1982, 9 games)
22 (2002, 16 games)
24 (1991, 16 games)

Best Season, Win Percentage

.938 – 1984

Best Season, Win Total

Won 15, Lost 1 – 1984

Worst Season, Win Percentage

.125 – 1978, 1979, 2004

Longest Winning Streak

15 – 11/27/89 to 11/18/90

Longest Winning Streak at Home

19 – 12/23/96 to 10/3/99

Longest Losing Streak at Home

7 – 10/28/62 to 9/22/63

Longest Winning Streak on Road

18 – 11/27/88 to 12/30/90

Longest Losing Streak on Road

18 – 12/4/77 to 12/16/79

Longest Losing Streak

9 – 10/8/78 to 12/3/78

Most Consecutive Wins to Start Season

10 – 1990

Most Consecutive Wins to End Season

9 – 1984

Most Consecutive Losses to Start Season

7 – 1979

Most Consecutive Losses to End Season

5 – 1963

Total Shutouts by 49ers

29 – Last at NYJ (9/30/12)

Most Shutouts in a Season

3 – 2001

Most Consecutive Games Scored Points

420 – 10/16/77 to 9/19/04

Largest Comeback Victory

38–35 (OT) victory vs. New Orleans at Candlestick Park, December 7, 1980 (came back from 35–7 deficit in 2nd qtr.)

49ERS SINGLE-GAME TEAM RECORDS

SCORING

Most Points Scored

56 vs. Atl. (10/18/92)
 55 at Det. (12/19/93)
 52 vs. Chi. (12/23/91)
 52 vs. Chi. (12/19/65)
 51 vs. Min. (12/8/84)

Most Points Allowed

61 at Chi. (12/12/65)
 59 at Dal. (10/12/80)
 56 vs. LAN (11/9/58)

Most Points by Both Teams

83 49ers 41, Vikings 42 (at SF), 10/24/65
 81 49ers 20, Bears 61 (at Chi.), 12/12/65
 81 49ers 38, Saints 43 (at NO), 11/23/69

Most Points Scored in 1st Quarter

27 vs. GB (12/7/58)
 21 (Several times) Last: vs. Min. (12/18/95)

Most Points Allowed in 1st Quarter

24 at Chi. (10/29/06)

Most Points Scored in 2nd Quarter

28 at Min. (9/8/83)
 28 vs. LA Rams (10/28/51)
 24 (Several times) Last: vs. Atl. (12/4/94)

Most Points Allowed in 2nd Quarter

28 at Min. (9/29/63)
 27 at NYG (10/14/79)

Most Points Scored in 1st Half

42 vs. Atl. (10/18/92)
 41 at Min. (9/8/83)
 38 vs. LA Rams (10/28/51)

Most Points Allowed in 1st Half

41 at Chi. (10/29/06)
 38 at Dal. (10/12/80)

Most Points Scored in 3rd Quarter

21 vs. Arz. (1/2/11)
 21 at NO (9/4/88)
 21 at StL (9/18/83)
 21 vs. Hou. (12/13/81)
 21 vs. NO (10/21/73)

Most Points Allowed in 3rd Quarter

24 vs. StL (10/6/74)
 21 (Several times) Last: at Ten. (11/27/05)

Most Points Scored in 4th Quarter

28 vs. Chi. (12/22/91)
 28 at Phi. (9/24/89)
 28 at LA Rams (10/23/83)

Most Points Allowed in 4th Quarter

28 at StL (12/30/02)
 24 at NE (12/16/12)
 23 vs. Phi. (10/12/08)

Most Points Scored in 2nd Half

35 vs. Atl. (9/15/85)
 31 at LA Rams (10/23/83)
 30 vs. NO (10/21/73)

Most Points Allowed in 2nd Half

36 at NO (11/23/69)
 35 at Jac. (9/12/99)

Most Decisive Victory

49 49ers 49 at Lions 0, 10/1/61

Most Decisive Loss

45 Cowboys 59 vs. 49ers 14, 10/12/80

TOUCHDOWNS

Most Scored

8 vs. Atl. (10/18/92)
 7 vs. Arz. (12/7/03)
 7 at Det. (12/19/93)
 7 vs. Chi. (12/23/91)
 7 vs. LA Rams (12/27/87)
 7 at Atl. (10/29/72)
 7 vs. Chi. (9/19/65)
 7 at Det. (10/1/61)
 7 vs. GB (12/7/58)
 7 vs. Dal. Texans (10/26/52)

Most Allowed

9 at Chi. (12/12/65)
 8 at Dal. (10/12/80)
 8 at LA Rams (11/9/58)

Most Scored by Rushing

6 at Det. (10/1/61)

Most Allowed by Rushing

5 at Chi. (12/12/65)
 5 vs. Chi. (10/28/56)
 5 vs. Cle. (10/2/55)

Most Scored by Passing

6 at Atl. (10/14/90)

Most Allowed by Passing

5 (6 times) Last: at Phi. (9/18/05)

KICKING

Most Field Goals Made

6 vs. Atl. (9/29/96)
 6 at NO (10/16/83)

Most Field Goals Allowed

6 vs. Arz. (10/2/05), Mex. City

NET YARDS

Most Yards Gained

621 vs. Buf. (10/7/12) (311 rush, 310 pass)
 598 vs. Buf. (9/13/92) (159 rush, 439 pass)
 597 vs. Bal. (12/13/53) (252 rush, 345 pass)
 590 vs. Atl. (10/18/92) (191 rush, 399 pass)

Most Yards Allowed

584 at Chi. (12/12/65) (183 rush, 401 pass)
 583 at Phi. (9/18/05) (140 rush, 443 pass)
 577 vs. LA Rams (11/9/58) (324 rush, 253 pass)

Fewest Yards Gained

61 at Det. (10/6/63) (71 rush, -10 pass)
 81 vs. GB (12/10/60) (71 rush, 10 pass)
 88 vs. LA Rams (11/21/76) (70 rush, 18 pass)

Fewest Yards Allowed

44 vs. Atl. (10/23/76) (83 rush, -39 pass)
 65 at Det. (10/12/52) (40 rush, 25 pass)
 82 vs. NO (10/21/73) (97 rush, -15 pass)

FIRST DOWNS

Most First Downs

36 vs. Ind. (10/18/98)
 33 vs. Hou. (11/8/87)
 32 vs. LA Rams (11/20/94)

Most First Downs Allowed

32 at NE (12/16/12)
 32 at StL (9/17/00)

Fewest First Downs

3 vs. Bal. (11/22/59)
 5 at Bal. (10/13/63)

Fewest First Downs Allowed

2 vs. NO (10/21/73)
 4 at Det. (10/12/52)

Most by Rushing

21 vs. Det. (12/14/98)
 20 at Min. (10/15/61)

Fewest by Rushing

0 at Min. (12/14/69)
 0 at Bal. (10/13/63)

Most Allowed by Rushing

19 at GB (10/11/59)

Fewest Allowed by Rushing

0 (8 times) Last: at StL (9/26/13)

Most by Passing

24 at Cin. (12/5/99)
 24 at Atl. (10/14/90)

Most Allowed by Passing

25 at NYJ (9/21/80)
 23 vs. Dal. (11/10/63)

Fewest by Passing

1 (6 times) Last: vs. TB (10/30/05)

Fewest Allowed by Passing

0 vs. NO (10/21/73)
 0 vs. LA Rams (10/10/71)

Most by Penalty

8 at NO (10/11/98)

Most Allowed by Penalty

8 vs. Oak. (10/8/00)

RUSHING

Most Attempts

59 at Min. (12/4/77)
 56 vs. Det. (10/25/63)
 56 at GB (Milw.) (10/10/54)
 56 vs. Bal. (10/29/50)

Most Attempts Allowed

62 at Chi. (11/19/50)
 59 at Dal. (10/12/80)

Fewest Attempts

10 at GB (11/22/09)

Most Yards Gained

355 vs. SD (12/20/14)
 328 vs. Det. (12/14/98)
 324 at Min. (10/15/61)

Most Yards Allowed

324 at LA Rams (11/9/58)

Fewest Yards Gained

5 vs. Hou. (12/7/75)
 12 at Min. (12/14/69)

Fewest Yards Allowed

7 at Arz. (10/29/12)
 7 at NO (10/1/72)

49ERS SINGLE-GAME TEAM RECORDS

PASSING

Most Attempts

63 vs. Phi. (11/25/02)
60 at Was. (12/17/86)
57 vs. Arz. (10/10/04)
57 at Atl. (10/6/85)

Most Attempts Allowed

65 at NE (12/16/12)
61 at GB (10/14/96)
60 at NYJ (9/21/80)
58 vs. NYJ (9/6/98)
58 at Mia. (9/28/86)
58 at Was. (12/1/85)

Fewest Attempts

8 vs. NO (11/27/77)
8 vs. Min. (11/29/76)
12 at Atl. (11/6/77)
12 at GB (9/12/76)
12 vs. LAN (10/28/51)

Fewest Attempts Allowed

4 vs. NO (10/15/78)
6 at NYG (10/16/77)
7 at NO (11/13/77)

Most Completions

38 vs. Arz. (10/10/04)
37 at Atl. (10/6/85)
36 at Dal. (12/8/02)
36 vs. Phi. (11/25/02)
36 vs. Chi. (12/17/00)

Most Completions Allowed

42 at NYJ (11/21/80)
37 vs. Atl. (12/23/13)
36 at NE (12/16/12)
35 at Arz. (11/25/07)
35 at LA Rams (10/27/85)
35 at Mia. (9/28/86)

Fewest Completions

1 at Chi. (11/13/05)
3 vs. Min. (11/29/76)
4 vs. Pit. (9/19/77)

Fewest Completions Allowed

2 vs. NO (10/15/78)
2 at NYG (10/16/77)
2 vs. LA Rams (10/10/71)

Most Yards Gained (gross)

488 at LA Rams (11/29/93)
476 at Atl. (10/14/90)
458 at LA Rams (12/11/89)

Most Yards Allowed (gross)

486 at Arz. (11/25/07)
471 vs. Was. (12/26/99)
460 vs. Dal. (11/10/63)

Fewest Yards Gained (gross)

28 at Chi. (11/13/05)
32 vs. Min. (11/29/76)
33 at LAN (11/4/51)
34 vs. GB (12/10/60)

Fewest Yards Allowed (gross)

13 vs. Chi. (9/16/62)
13 vs. LA Rams (10/10/71)
17 vs. NO (10/21/73)
31 vs. NO (10/15/78)

PENALTIES

Most Penalties

22 at Buf. (10/4/98)
16 at Atl. (1/3/00)
15 at Det. (10/16/11)
15 vs. Car. (12/8/96)
15 at Was. (11/17/86)

Most Penalties by Opponent

17 at Atl. (11/5/78)

Fewest Penalties

0 (3 times) Last: at NO (1/6/02)

Fewest Penalties by Opponent

0 (5 times) Last: at Bal. (10/26/69)

Most Yards Penalized

178 at Buf. (10/4/98)
177 at LA Rams (9/18/94)
168 at StL (10/24/71)

Most Yards Opponent Penalized

165 at Min. (10/13/66)
136 at LA Rams (10/8/78)
135 vs. StL (11/14/10)
133 vs. Cin. (10/1/78)

Fewest Yards Penalized

0 (3 times) Last: at NO (1/6/02)

Fewest Yards Opponent Penalized

0 (5 times) Last: at Bal. (10/26/69)

FUMBLES

Most Committed

10 at Det. (12/17/78)

Most Lost

6 at Min. (10/15/61)
6 at Cle. (11/12/50)

Most Committed by Opponent

8 vs. Min. (10/24/65)
8 at NYG (12/1/57)

Most Lost by Opponent

6 at NYG (12/1/57)

INTERCEPTIONS

Most Intercepted

7 at TB (9/7/86)
6 vs. NO (9/14/97)
6 vs. NE (11/30/80)
6 at Chi. (10/17/54)
6 vs. LA Rams (10/28/51)

Most Thrown

7 at LA Rams (10/18/64)
6 vs. Bal. (12/5/59)
6 at Det. (11/4/73)

Most Interception Yards

171 vs. StL (11/26/95)
163 at GB (10/26/86)

Most Interception Yards By Opponent

314 at LA Rams (10/18/64)
147 vs. Was. (12/18/04)

TURNOVERS

Most Forced by Defense

9 at Oak. (12/20/70), 4 FRs, 5 INTs
8 vs. NO (9/14/97), 2 FRs, 6 INTs
8 vs. Cin. (10/1/78), 3 FRs, 5 INTs
8 at Chi. (10/17/54), 2 FRs, 6 INTs

Most Committed

10 at Dal. (10/12/80), 5 FRs, 5 INTs
9 at Cle. (11/12/50), 6 FRs, 3 INTs

PUNTS

Most Punts

11 vs. LA Rams (11/21/76)
11 at Chi. (10/17/54)

Most Punts by Opponent

12 vs. Det. (10/23/77)
12 vs. LA Rams (11/21/76)

Fewest Punts

0 (7 times) Last at Det. (12/19/93)

Fewest Punts by Opponent

0 (2 times) Last: at NO (10/20/02)

PUNT RETURNS

Most Punt Returns

9 vs. NO (10/17/76)
9 at Atl. (10/29/72)
8 (6 times) Last: vs. StL (11/21/82)

Most Punt Returns by Opponent

9 at Det. (10/6/63)
9 vs. Atl. (10/9/77)

Most Punt Return Yards

146 vs. Phi. (9/27/59)
141 vs. NO (10/17/76)
137 vs. LAN (1/2/83)

Most Punt Return Yards by Opponent

231 at Det. (10/6/63)
166 vs. LA Rams (10/25/81)

KICKOFF RETURNS

Most Kickoff Returns

10 vs. SD (10/15/06)
9 (6 times): Last vs. Phi. (10/12/08)

Most Kickoff Returns by Opponent

10 vs. Atl. (9/29/96)
9 (6 times) Last vs. Chi. (9/7/03)

Most Kickoff Return Yards

256 at Det. (11/14/54)
248 at Det. (9/23/62)

Most Kickoff Return Yards by Opponent

260 at Dal. (11/11/65)
233 vs. NO (9/21/86)

SACKS

Most Sacks Made

10 vs. NYG (11/23/80)
10 at LA Rams (10/11/76)
10 vs. LA Rams (12/6/64)

Most Sacks Allowed

9 at Cle. (12/13/15)
9 at Bal. (11/24/11)
9 at GB (11/1/98)
9 vs. LA Rams (12/18/88)

ALL-TIME TEAM HIGHS AND LOWS

| <u>49ERS HIGHS</u> | | | <u>CATEGORY</u> | <u>49ERS LOWS</u> | | |
|---------------------------|------------------------|----------|------------------------------|--------------------------|------------------------|----------|
| 56 | vs. Atl. | 10/18/92 | POINTS | 0 | (13 times) last vs. TB | 11/21/10 |
| 8 | vs. Atl. | 10/18/92 | TOUCHDOWNS | 0 | last at Chi. | 12/4/16 |
| 6 | at Det. | 10/1/61 | RUSHING TOUCHDOWNS | 0 | last at Chi. | 12/4/16 |
| 6 | at Atl. | 10/14/90 | PASSING TOUCHDOWNS | 0 | last at Chi. | 12/4/16 |
| 6 | last vs. Arz. | 11/20/11 | FIELD GOALS ATTEMPTED | 0 | last vs. Arz. | 10/6/16 |
| 6 | last vs. Atl. | 9/29/96 | FIELD GOALS MADE | 0 | last vs. Arz. | 10/6/16 |
| 36 | vs. Ind. | 10/18/98 | TOTAL FIRST DOWNS | 3 | vs. Bal. | 11/22/59 |
| 21 | vs. Det. | 12/14/98 | RUSHING FIRST DOWNS | 0 | last at Min. | 12/14/69 |
| 24 | (2 times) last at Cin. | 12/5/99 | PASSING FIRST DOWNS | 1 | (6 times) last vs. TB | 10/30/05 |
| 621 | vs. Buf. | 10/7/12 | TOTAL NET YARDS | 61 | at Det. | 10/6/63 |
| 59 | at Min. | 12/4/77 | RUSHING ATTEMPTS | 10 | at GB | 11/22/09 |
| 355 | vs. SD | 12/20/14 | NET RUSHING YARDS | 5 | vs. Hou. | 12/7/75 |
| 475 | at LA Rams | 11/29/93 | NET YARDS PASSING | -10 | at Det. | 10/6/63 |
| 9 | (4 times) last at Cle. | 12/13/15 | QB SACKS ALLOWED | 0 | last at Sea. | 9/25/16 |
| 488 | at LA Rams | 11/29/93 | GROSS YARDS PASSING | 28 | at Chi. | 11/13/05 |
| 63 | vs. Phi. | 11/25/02 | PASS ATTEMPTS | 8 | (2 times) last vs. NO | 11/27/77 |
| 38 | vs. Arz. | 10/10/04 | PASS COMPLETIONS | 1 | at Chi. | 11/13/05 |
| 7 | at LA Rams | 10/18/64 | INTERCEPTIONS THROWN | 0 | last vs. NE | 11/20/16 |
| 9 | at Oak. | 12/20/70 | TOTAL TAKEAWAYS | 0 | last at Mia. | 11/27/16 |
| 10 | at Det. | 12/17/78 | FUMBLES BY | 0 | last vs. Dal. | 10/2/16 |
| 6 | at Min. | 10/15/61 | FUMBLES LOST | 0 | last at Chi. | 12/4/16 |
| 11 | (2 times) last vs. LAN | 11/21/76 | PUNTS | 0 | (7 times) last at Det. | 12/19/93 |
| 61.0 | at Cle. | 9/13/93 | PUNTING AVERAGE | 0 | (7 times) last at Det. | 12/19/93 |
| 22 | at Buf. | 10/4/98 | PENALTIES | 0 | (3 times) last at NO | 1/6/02 |
| 178 | at Buf. | 10/4/98 | YARDS PENALIZED | 0 | (3 times) last at NO | 1/6/02 |

| <u>OPPONENT'S HIGHS</u> | | | <u>CATEGORY</u> | <u>OPPONENT'S LOWS</u> | | |
|--------------------------------|-------------------------|----------|------------------------------|-------------------------------|------------------------|----------|
| 61 | at Chi. | 12/12/65 | POINTS | 0 | (30 times) last vs. LA | 9/12/16 |
| 9 | at Chi. | 12/12/65 | TOUCHDOWNS | 0 | (92 times) last vs. LA | 9/12/16 |
| 5 | (3 times) last at Chi. | 12/12/65 | RUSHING TOUCHDOWNS | 0 | last vs. NE | 11/20/16 |
| 5 | (6 times) last at Phi. | 9/18/05 | PASSING TOUCHDOWNS | 0 | last at Chi. | 12/4/16 |
| 7 | vs. NO | 10/25/87 | FIELD GOALS ATTEMPTED | 0 | last vs. LA | 9/12/16 |
| 6 | at Arz. | 10/2/05 | FIELD GOALS MADE | 0 | last vs. LA | 9/12/16 |
| 32 | at StL | 9/17/00 | TOTAL FIRST DOWNS | 2 | vs. NO | 10/21/73 |
| 19 | at GB | 10/11/59 | RUSHING FIRST DOWNS | 0 | (8 times) last at StL | 9/26/13 |
| 25 | at NYJ | 9/21/80 | PASSING FIRST DOWNS | 0 | (2 times) last vs. NO | 10/21/73 |
| 584 | at Chi. | 12/12/65 | TOTAL NET YARDS | 44 | vs. Atl. | 10/23/76 |
| 62 | vs. Chi. | 9/24/50 | RUSHING ATTEMPTS | 8 | vs. StL | 11/2/03 |
| 324 | at LA Rams | 11/9/58 | NET RUSHING YARDS | 7 | (2 times) last at Arz. | 10/29/12 |
| 456 | at Arz. | 11/25/07 | NET YARDS PASSING | -39 | vs. Atl. | 10/23/76 |
| 10 | (3 times) last vs. NYG | 11/23/80 | QB SACKS ALLOWED | 0 | last vs. NO | 11/6/16 |
| 486 | at Arz. | 11/25/07 | GROSS YARDS PASSING | 13 | (2 times) last vs. LAN | 10/10/71 |
| 65 | at NE | 12/16/12 | PASS ATTEMPTS | 4 | vs. NO | 10/15/78 |
| 42 | vs. NYJ | 9/21/80 | PASS COMPLETIONS | 2 | (3x) vs. NO | 10/15/78 |
| 7 | at TB | 9/7/86 | INTERCEPTIONS THROWN | 0 | last at Chi. | 12/4/16 |
| 10 | at Dal. | 10/12/80 | TOTAL TAKEAWAYS | 0 | last vs. NE | 11/20/16 |
| 8 | (2 times) last vs. Min. | 10/24/65 | FUMBLES BY | 0 | last vs. Dal. | 10/2/16 |
| 6 | at NYG | 12/1/57 | FUMBLES LOST | 0 | last at Mia. | 11/27/16 |
| 12 | (2 times) last vs. Det. | 10/23/77 | PUNTS | 0 | (2 times) last at NO | 10/20/02 |
| 62.0 | at GB | 10/21/62 | PUNTING AVERAGE | 21.0 | at Bal. | 10/1/67 |
| 17 | at Atl. | 11/5/78 | PENALTIES | 0 | (5 times) last at Bal. | 10/26/69 |
| 165 | at Min. | 10/13/66 | YARDS PENALIZED | 0 | (5 times) last at Bal. | 10/26/69 |

49ERS

2016 Feature Clips



Week 14
San Francisco vs. New York Jets



Table of Contents

| | |
|---|----|
| • San Francisco 49ers Feature Clips | 2 |
| • Head Coach Chip Kelly | 3 |
| • Defensive Coordinator Jim O'Neil | 5 |
| • Special Teams Coordinator Derius Swinton II | 7 |
| • DL Arik Armstead | 9 |
| • OL Alex Balducci | 11 |
| • G Zane Beadles | 13 |
| • S Antoine Bethea | 15 |
| • LB NaVorro Bowman | 16 |
| • OL Trent Brown | 17 |
| • DL DeForest Buckner | 20 |
| • K Phil Dawson | 22 |
| • DT Quinton Dial | 25 |
| • DL Glenn Dorsey | 27 |
| • WR Bruce Ellington | 29 |
| • CB Dontae Johnson | 30 |
| • WR Jeremy Kerley | 32 |
| • C Daniel Kilgore | 34 |
| • WR Eric Rogers | 38 |
| • LB Shayne Skov | 42 |
| • WR Torrey Smith | 43 |
| • S Jaquiski Tartt | 49 |
| • DB Jimmie Ward | 52 |



San Francisco 49ers Feature Clips

49ers rookies get social media lesson at Facebook

By Matt Barrows
Sacramento Bee
June 20, 2016

Every NFL team speaks to its rookies about the reach they have on social media.

The 49ers' rookie class got to see just how global that reach is during a recent trip to Facebook headquarters, which features a wall-sized, touch-screen map that shows where connections from the United States are heading – just about everywhere.

Facebook said it averaged 1.09 billion daily users in March this year, or nearly one of every seven people on the planet.

“It just shows you – one little thing you say on social media, positive or negative, can reach so many people throughout the U.S., throughout the whole world,” said defensive lineman Ronald Blair, a fifth-round draft pick. “It’s an amazing platform. It’s good and bad what social media can do for you. It just depends on what you put into it.”

Social media platforms like Facebook, Instagram and Twitter are a great ways to interact with fans, attract potential sponsors and – in pro sports parlance – build your brand. But it’s also can get an athlete in trouble.

Said 49ers vice president of communications Bob Lange: “I like to tell the players, ‘Every time you pick up your phone and engage on anything that goes out from your phone, you might as well be standing in front of your locker saying it in front of cameras, microphones and recorders.’”

The players also received advice on how to secure their accounts to prevent being hacked.

Earlier this month, the NFL’s Twitter account announced commissioner Roger Goodell had died. The league scrambled to take the false report down – but not before thousands had seen it – and to strengthen the password associated with it.

A more prominent example happened just before the draft when someone used Mississippi tackle Laremy Tunsil’s Twitter account to post a video of him apparently smoking marijuana via a gas-mask bong. Another post to his Instagram account showed a text conversation between Tunsil and a Mississippi assistant coach in which it appears Tunsil asks for money, a violation of NCAA rules.

The posts caused Tunsil, who a day earlier was considered the top offensive tackle, to drop to No. 13, costing him as much as \$10 million. Tunsil was a linemate at Mississippi with one of the 49ers’ fifth-round draft picks, Fahn Coper, who was part of the trip to Facebook.

Tunsil might have avoided the embarrassment by using a secondary security option on his accounts. Facebook staffers helped the 49ers players take those additional steps on their accounts during their visit.

Blair said the ultimate protection is with the players.

“Just make sure your account is secure and keep off the stuff that you don’t want your mom seeing,” he advised.



Chip Kelly

Fit 49ers: Chip Kelly pleased with conditioning in spring practices

By Matt Barrows
Sacramento Bee
June 14, 2016

When the 49ers assembled for their first minicamp under Chip Kelly in April, there was plenty of huffing and puffing and hands on hips. On Thursday, the last day of their final minicamp, the 49ers were fast and efficient.

During team drills, the closest spring practices get to real action, the offense snapped the ball every 16 seconds.

"I think they're really good," Kelly said of the 49ers' fitness. "I mentioned it the other day -- their first exposure was that second or third week (of) April and that first minicamp. They're light years ahead of where we were in the first minicamp."

Kelly's emphasis on conditioning -- from the individualized shakes players get after practice to the GPS devices that track their every step -- received plenty of attention when Kelly coached the Philadelphia Eagles.

In Santa Clara it's not as big a deal.

For one, the 49ers strength and conditioning staff already has been doing most of the innovative things that got so much scrutiny in Philadelphia. There were 90 shakes waiting for players when they stepped off the practice field five years ago during Jim Harbaugh's offseason practices.

An exception is the daily urine testing that measured players' hydration levels and which some in Philadelphia found too intrusive. The 49ers aren't being asked to take a cup into the bathroom; Instead their daily fitness is monitored in other ways.

Kelly is not driving the team's fitness program. Instead that role belongs to Mark Uyeyama, whose title, director of human performance, speaks to the team's high-tech approach to conditioning.

"I think what he's doing and what we do out in the training sessions," Kelly said. "I think they have really complemented each other."

That the 49ers players mostly aced their spring conditioning test probably has more to do with the human factor than technology.

Kelly has a very young team, but with key veterans spread throughout. Linebacker NaVorro Bowman, tackle Joe Staley, safety Antoine Bethea and receiver Torrey Smith not only took to the pace of practice but also the new offensive and defensive systems, both of which are far different than what the 49ers have run in the past.

"It's just all about embracing it, not complaining or thinking negative about it," Bowman said. "Just embrace it. Ninety other guys are out there doing it. Just accept it and have that competitive nature ... and let the coaches see that you don't care what he's going to throw at you, you're going to embrace it and try to do your best."

Kelly noted that the old timers also are among the most fit players on the squad.

"Those guys are kind of setting the tone for the younger guys on how it's supposed to happen," he said. "... Some of the best players I've been around have been the older veteran players because they actually



take care of their bodies better than the younger guys do and that's why they've lasted so long. I think it's a credit to them. Joe Staley's played in this league for such a long time because Joe's always in shape."



Jim O'Neil

Jim O'Neil Brings Energy to 49ers, Wants His Defense to Be 'Relentless'

By Joe Fann
49ers.com
March 3, 2016

Jim O'Neil is a "football guy."

The San Francisco 49ers defensive coordinator's passion and energy for the game was more than evident in his recent sit-down conversation with 49ers Studios.

"I've been told I bring a lot of energy, a lot of intensity," O'Neil said. "It's easy for me though because I love what I do. I enjoy the hell out of coaching football. Every day I wake up, and I'm excited to go to work."

The old "practice what you preach" adage is a modern-day cliché, but it serves O'Neil well in what he tries to accomplish as a coach.

"It's hard to ask your players to be high-energy and be all-in and be present in meetings and work to get better everyday if you're not trying to do the same yourself," O'Neil said. "It's not fake for me, it's just who I am as a person."

O'Neil, who most recently spent the last two seasons as the defensive coordinator of the Cleveland Browns, has been coaching in the NFL since 2009. He coached defensive backs for the New York Jets from 2009-12 and linebackers for the Buffalo Bills in 2013.

The coach also played collegiately at Towson University.

O'Neil has taken bits and pieces from his experiences to help him connect with and earn the respect of his players.

"I think it's helped me see the big picture defensively," he explained. "I played defensive line. I've coached in the secondary. I've coached linebackers. When I'm building scheme, I can build it from each position group's perspective. I think it's helped me relate to the players."

The Philadelphia native has a proven track record, both in establishing a quality defense and grooming players to find individual success. In 2014, the Browns defense ranked in the top-10 in scoring under O'Neil's direction despite playing with the league's 27th-ranked offense.

Darrelle Revis, LaRon Landry, Antonio Cromartie, Donte Whitner and Joe Haden are among the players to make at least one Pro Bowl while playing for O'Neil.

"He's obviously from the Rex Ryan tree, and I really think if you look at the statistics from his first year in Cleveland that they did an outstanding job," Chip Kelly said of O'Neil at last week's NFL Scouting Combine. "They had the lowest opposing passer rating and were ninth in scoring defense. They were one of the top teams in takeaways."



“Then you go to last year – this is why you have to look at the whole story – they had a ton of injuries. Joe Haden missed nine games. They lost four or five key guys. But the job they did in Cleveland without a great offense was outstanding.”

That's why when O'Neil and the Browns parted ways in January, it didn't take long for Kelly to inquire about the coach's interest in San Francisco's opening at defensive coordinator. The call came randomly on a Saturday afternoon and lasted 20-30 minutes.

By that Sunday, Kelly informed O'Neil that he wanted to formally interview him for the job.

“I was fired up about it,” O'Neil recalled. “Coach was always somebody from afar that I had a lot of respect for, obviously his success at the college level and the NFL level. When I got out here and got around him, us talking, we are just two football guys that only care about two things: coaching ball and winning football games.”

O'Neil won't get to interact with his new players in a football capacity until the team begins its offseason program on April 4. The coach did say, however, what trait he hopes the unit will embrace in 2016 and beyond.

“Be relentless,” he said. “Be relentless and have fun.”



Derius Swinton II

49ers Coordinator Derius Swinton II Details How He Motivates Players on Special Teams

By Joe Fann
49ers.com
March 4, 2016

Derius Swinton II attributes his special teams career path to Tom McMahon.

After spending two seasons as a graduate assistant at the University of Tennessee, Swinton was hired by the St. Louis Rams as a quality control coach. McMahon, who was the Rams special teams coordinator at the time, handpicked Swinton to take under his wing.

"He said, 'I want you,'" Swinton recalled. "He hired me right away, and I dove in. I had no clue what I was getting myself into. Once I was in it, I fell in love with it. It's an aspect of the game that doesn't get a lot of glitz and glamour, but you're a vital part of the game when you do it the right way."

Swinton hasn't veered from special teams since. The former two-sport athlete at Hampton University stayed with the Rams from 2009-11. Swinton then spent the 2012 season with the Kansas City Chiefs in the same role.

The Denver Broncos hired and promoted Swinton in 2013 to special teams assistant. After two seasons in the "Mile High City," Swinton transitioned to the Chicago Bears in 2015 with head coach John Fox.

Swinton said his three years spent with Fox will leave a lasting impact on his coaching style.

"When I think about 'Foxy,' the one thing I remember is that he would always say, 'I'm not going to treat you all the same, but I'm going to treat you fair,'" Swinton remembered. "That's the one thing I take from him, because you can't treat them all the same."

"They're all different: some have this skill set or that skill set. But I'm going to treat them all fair at the end of the day. That's the one thing I think I took away from him."

Every special teams coordinator around the league has different ways of motivating players and attracting them to the third – and much less publicized – phase of the game. In addition to special teams often times serving as the tiebreaker when deciding determining roster spots, Swinton has his own motivators.

"The thing I tell every player is, 'There are only 22 guys that start the game that we can call 'starters,' and they play special teams,'" Swinton said. "I'm yet to see a game that doesn't start with a kickoff or a kickoff return. That's my selling point to a lot of guys."

Swinton also noted that some of the NFL's best players got their start on special teams.

"I had (Rams defensive lineman) Robert Quinn rushing punts when Tom and I were in St. Louis. Then you have Emmanuel Sanders, Antonio Brown and Chris Harris, who just won a Super Bowl. I was with Harris, and he started as a gunner. Antonio Brown is the best receiver in the league, but he began his career returning punts."



Now at just 30 years old, the rising star in the coaching ranks has his first crack at being an NFL coordinator.

“When Chip (Kelly) gave me the call I was excited,” Swinton said. “It was my first opportunity to interview with him. It was six hours of grinding it out and going through schemes. I think we connected right away.

“It was a fun process to go through, and I was happy when he offered (the job) to me. I think I accepted probably before he even finished his sentence.”



Arik Armstead

49ers' Arik Armstead is a big guy with a big heart

By Joe Davidson
Sacramento Bee
June 15, 2016

The man of the hour was the last to arrive.

Then, there he was, at 6-foot-8 and 295 pounds, wading through a sea of people, towering over everyone, a shock of hair adding to the regal look.

"Wow," said a little boy, pointing, eyes bulging, "he's a giant!"

Actually Arik Armstead is a 49er, a defensive lineman from Pleasant Grove High School and Oregon preparing for his second NFL season.

On Tuesday, Armstead was the centerpiece of a free youth-football camp that carried his name at Hal Bartholomew Sports Park in Elk Grove. Armstead gives back to the community during the offseason with the same passion he has for his role as a run-stuffing, quarterback-chasing stopper.

After his rookie season, Armstead visited elementary schools throughout Northern California. He read to children, stressed school involvement and good grades, and he always made sure to take a knee to better look them in the eye.

"I want to be a positive influence on lives, show kids that hard work can get you a long way," Armstead said. "It's an honor to impact lives, and it's my duty. I know a lot of people had an impact on my life, and that's a big reason I am where I am now."

Before Tuesday's camp began, with 180 giddy kids eager to learn football drills, run and play, Armstead knelt next to Cooper Miller, a boy weeks shy of his ninth birthday who longed to meet the 49ers player. They spoke for a moment, the big guy's smile matching the little guy's. Armstead signed Miller's flat-brimmed hat and hugged him.

Miller, participating in the camp through the Make-A-Wish Foundation, left his Reno home at dawn. He endured three years of daily chemotherapy to treat leukemia, days when he was too ill to move. He has been cancer-free for 14 months.

"This is pretty incredible, very special, to see a 49ers player like Arik Armstead do this, to make so many kids happy," Alexis Miller, Cooper's mother, said. "We'll always remember this."

Armstead always has been able to charm a crowd, whether in sports or in church; parents Guss and Christa Armstead insisted their children experience a full life.

"Arik is very genuine," said Guss, a longtime area strength and conditioning coach for athletes from high school to the pros. "He spreads his gratitude and humility by doing things like this. And it wasn't too long ago that Arik was a kid attending a Bobby Jackson or Peja Stojakovic camp. He's not too far removed, so he can relate."

Armstead told the children to "work hard, listen to your parents, be accountable, be responsible, study. If you want to do something, want to achieve, you can do it by doing the right things. And be young, healthy, happy people, and have a good life."

After being drafted by the 49ers with the 17th pick in the first round in 2015, Armstead had a solid rookie season, playing in all 16 games.



In April, the 49ers drafted another defensive lineman from Oregon in the first round, DeForest Buckner, who was Armstead's teammate with the Ducks for three seasons. They also will be reunited with their college coach, Chip Kelly, who replaced Jim Tomsula as 49ers coach after last season.

"I think we'll be much better as a team this season," Armstead said. "I'm excited about it, the opportunity. And DeForest, that's my guy. It'll be super fun playing with him on the line again. I was ecstatic when we drafted him, and it'll be an awesome experience."

Armstead said the 49ers made a good choice in Kelly.

"Chip's a smart guy, and he makes you work hard, knowing that hard work pays off, and you win games that way," Armstead said. "It's very exciting to work with him again."

Armstead said he's in the best shape of his life, and he looked lean and sturdy, with broad shoulders, a narrow waist and big legs. But he said he has much more work to do on his game.

"I need to work on every aspect of it, and I'm constantly trying to improve in every area," he said. "I've been working hard, always have been. I always expect greatness out of myself."



Alex Balducci

49ers' Balducci impresses in early stage of O-line conversion

By Matt Maiocco
CSNBayArea.com
June 14, 2016

SANTA CLARA – Alex Balducci arrived at the University of Oregon in 2012 with fellow highly recruited defensive linemen Arik Armstead and DeForest Buckner.

Now, all three are reunited in the NFL with the coaches who recruited them -- Chip Kelly and defensive line coach Jerry Azzinaro.

While Armstead and Buckner came to the 49ers as the organization's first-round draft picks of the past two seasons, Balducci's route was not as direct or obvious.

After Balducci went undrafted, he chose to sign with the 49ers as a free agent and commence a project that would entail a position switch to become an offensive lineman.

"Alex is kind of built like a prototypical offensive lineman," Kelly said. "I think he's got really good feet and is very athletic, so I think it was a natural maneuver."

Balducci played offensive and defensive line in high school, but he settled in along the defensive line during his four-year career at Oregon. He concluded his college career with 28 consecutive starts as an interior lineman. As a senior, he recorded 40 tackles, including six tackles for loss, and was named All-Pac-12 honorable mention.

Yet, approximately half of the NFL teams in which he came in contact, did not envision a run-stuffing defensive lineman during draft workouts. It all made sense to Balducci when one NFL coach pulled him aside and explained the thought process, he said.

"Now that college football is going to spread offenses, it's vastly different than what NFL teams want from their offensive linemen," Balducci said. "So in a sense, they have to re-teach the college offensive linemen how to play offensive line. So sometimes their thought process is to get defensive linemen, who are more athletic and more aggressive, to move over on that side of the ball."

The Seattle Seahawks have implemented the concept more than any team in the league. Last season, the Seahawks' Week 1 starting lineup consisted of two offensive linemen who solely played defensive line in college. One of those players, guard J.R. Sweezy, signed a lucrative free-agent contract with the Tampa Bay Buccaneers this offseason.

"I don't know him as a defensive lineman, but I saw film of him when he worked out at his pro day as an offensive lineman," 49ers offensive line coach Pat Flaherty said. "What I saw was a guy who has very good strength, good leverage and good balance. Now he has to learn how to use his hands and get his feet in the proper position."

Azzinaro, who was his college position coach for one season in Eugene before moving with Kelly to the Philadelphia Eagles, saw the logic in the position switch.

"We saw a high-character guy who really loves football and knows a lot about football," Azzinaro said. "It's just a matter of where you want to place him."

"There are a lot of similarities in both of those jobs. Why not see if we can think outside the box a little bit with a guy like that? We know what he's going to do, as far as the love of the game. We know what he's going to do in the classroom, and the off-the-field issues are non-existent with him. Why not? It's a good investment. The risk-reward was pretty high."



Balducci (6 foot 3 5/8, 315 pounds) lined up at center and right guard during the 49ers' offseason program. And while there were the typical number of shot-gun snaps off the mark, Balducci was pleasantly surprised with the early results of the conversion and his work with Flaherty and assistant offensive line coach Eric Wolford.

"I honestly thought it was going to be a train wreck," Balducci said. "But I've been able to pick things up quicker than I expected."

Said veteran left tackle Joe Staley, "I never would've known that he came from the D-line. I actually didn't know until a week after he was here. (Moving from) defensive line to offensive line is so different, in terms of footwork. Offensive line is such a technical position. He had a lot of that stuff down from Day 1."

Perhaps the most unique aspect of the move is that Balducci immediately began lining up across the ball from Buckner, his college teammate for four years, during practices.

"It's pretty cool," Balducci said. "It's kind of weird. You're playing alongside a guy and now all of a sudden, you're going against him. He's got some pretty good moves."

And Buckner said he is impressed with what he sees from Balducci, too.

"He's been on my side the past four years. Going against him when he's at guard, it's different," Buckner said. "I can't let up because he's my friend. It's still competition. He makes me better and I make him better every day."

"He's looking like a natural at guard. He's working every day at his craft. For the short period of time he's been playing O-line, he's looking good."



Zane Beadles

49ers guard Beadles has been steady on, off field

By Eric Branch
San Francisco Chronicle
September 24, 2016

After his junior season at the University of Utah, 49ers left guard Zane Beadles shared his latest goal with his mom: He wanted to play in the NFL.

In response, she reminded her brawny son about his brains. He was a mechanical engineering major on his way to earning a postgraduate scholarship for classroom excellence.

So, son, how about choosing the profession that doesn't involve slamming your body into other 300-pound behemoths?

"When he told me, the first words out of my mouth were 'Why would you want to do that?' " Beadles' mom, Jamie Legerski said. "He just looked at me like I was crazy. 'Zane, you're an engineer. You're going to be fine. You don't need to do this to your body.' "

Like a dutiful son, Beadles, 29, has done everything to limit his mom's worrying during a seven-year career spent performing hazardous duty in the NFL's trenches. Consider: Beadles has played in 104 games (including playoffs) without missing a single snap due to injury. Since becoming a full-time starter in 2011, he's made 82 straight regular-season starts and missed seven plays, which came when he was pulled in the fourth quarter of a blowout win.

In fact, Beadles has missed just one game, due to a sprained knee ligament at Utah, dating to high school.

Said Beadles of his streak: "It's pretty amazing, even to me, honestly."

Said Jamie, who began by noting she superstitiously doesn't discuss the streak: "I'll go ahead and answer your question, but if something happens to him, I'm putting this one on you. And I'll let Zane know that."

After signing a three-year, \$11.75 million deal in March, the ever-sturdy Beadles has been part of a sturdy offensive line that's allowed just two sacks in two games entering the 49ers' visit to Seattle on Sunday.

For Beadles, the 49ers offered a chance to reestablish a career that hit its first speed bump in the spring when he was released by the Jaguars two years into a five-year, \$30 million deal. Prior to his release, Beadles, a second-round pick of the Broncos after he was a four-year starter and All-American at Utah, had played in a Pro Bowl in 2012. He played in a Super Bowl the next season.

The release, which he believes was due to both his hefty salary and a dip in performance, was his first bit of rejection.

"It's definitely never easy to hear someone say, especially when you're under contract, 'We don't want you any more,'" Beadles said. "But at the same time, I think something really good came out of it. I'm happy to be here. It's a great place for me."

Beadles, who stands 6-foot-4, weighs 305 pounds and sports Samson hair past his shoulders, resembles the tough guy his medical bio suggests he is. He's stayed on the field despite floating bone chips in his right elbow (required surgery after rookie season), a sprained plantar fascia (2015) and a severely sprained ankle that required postseason surgery to remove scar tissue in college.

Given that, it's surprising to learn Beadles' personal bio includes items such as this: He's adept at decorating pastries and once danced on the "Ellen DeGeneres Show."



As it turns out, the big guy known for his durability also has a huge heart and is known for charity.

Three years ago, he formed the Zane Beadles Parade Foundation, which focuses on supporting children with cancer. The foundation now assists pediatric cancer patients at each stop in his football career: Brent's Place in Aurora, Colo., the University of Florida Health Proton Therapy Institute in Jacksonville, Fla., and the Ronald McDonald House in Salt Lake City.

In the Bay Area, Beadles is forming partnerships with Lucille Packard Children's Hospital in Palo Alto and the JW House in Santa Clara. The JW House provides housing that allows families to stay together during medical crisis.

Through his foundation, Beadles has provided hospital parties, fishing trips, surf lessons and tickets to sporting events, movies and zoos, among other activities. It has also provided financial assistance to help families deal with crushing medical expenses.

Beadles, a two-time NFL Walter Payton Man of the Year award nominee, is heavily involved in every aspect of the foundation, including party preparation.

"Don't tell anyone, but Zane's really good at decorating cupcakes," said Julie Gart, the foundation's executive director. "It's so sweet to see: He's so big and sometimes the kids are just so small. He really understands his size and is careful not to intimidate them."

Beadles, whose visit to DeGeneres' show netted the foundation a \$10,000 donation, traces his inspiration to Ryker Fox, who died at 7 because of brain cancer in 2007. Fox was a constant presence at Utah's football facility during Beadles' freshman season and they formed a bond during their 13-month relationship. Fox was aware of the gravity of his condition and wanted to be buried in a Utah jersey.

For the past 10 years, Beadles has worn a black "Ryker" bracelet that he covers with tape for games.

"That little boy," said Beadles' mom, "touched Zane's heart."

After his rookie season, Beadles began volunteering at Brent's Place, which provides two-bedroom apartments with hospital-approved cleaning protocols. It allows immune-compromised patients to remain with their families during stays that routinely last over three months.

Two years later, Beadles, inspired by the experience, formed his foundation, which has a logo featuring three elephants linked together, trunk to tail. Beadles has noted elephants are passionate pack-oriented animals who mourn for a week when one in their parade dies.

"You see the kids, they are going through so much, chemo and bone-marrow transplants, but most of the time they are so happy," Beadles said. "As someone not going through that, to witness that is very cool to see and provides such an important perspective. It makes me step back and be appreciative of everything football has given me."

Beadles hopes to play at least 10 seasons in the NFL, earn an MBA after his career and start his own business. At some point, he also wants to help fund the construction of housing facilities for cancer patients and their families through his foundation.

Legerski wasn't thrilled her son chose the NFL, and remains concerned about the long-term health issues he could face. Still, his decision to play a violent sport has provided a platform he's used to help others, which means more to her than his athletic accomplishments.

Legerski says her son probably gets sick of hearing it, but she won't stop letting him know: "I just told him the other day," she said, "Zane, I'm so proud of you."



Antoine Bethea

Antoine Bethea Hosts Football Camp, Visits White House over Easter Weekend

By Tyler Emerick
49ers.com
March 29, 2016

Thought you had a productive Easter weekend? Get a load of what Antoine Bethea accomplished.

First, the Niners safety helped host a football camp on Saturday in Virginia at Denbigh High School – his alma mater. Nearly 700 local children attended the event, which featured NFL players not only coaching kids through drills but also giving them guidance in life.

“Outside of football there’s so much more than you can accomplish and do,” Bethea told 13NewsNow.com. “That’s what we try to preach. We have a lot of mentors and tutors within the neighborhood who help these young men and women.”

Shutdown Academy, created by Bethea’s friend and former NFL player Keion Carpenter, organized the free camp and open house. Other players who participated were Tennessee Titans cornerback B.W. Webb and former Arizona Cardinals offensive lineman Elton Brown.

You can watch a full recap of the day in the video at the top of the page.

As if mentoring youth in his hometown wasn’t enough, Bethea then traveled north to Washington D.C. on Monday for another event benefiting kids.

The veteran was one of several NFL players invited to the 138th edition of the White House Easter Egg Roll, which is the largest annual public event at 1600 Pennsylvania Avenue. Among the tens of thousands in attendance were Beyoncé, Jay-Z and Idina Menziel. The event included egg hunts, live storytelling, fitness zones and fun runs.



NaVorro Bowman

49ers LB NaVorro Bowman is Reaping the Benefits of His Perseverance

By Joe Fann
49ers.com
June 10, 2016

It's nearing the point where NaVorro Bowman's knee injury is an afterthought.

Gone are the days of rehab. No longer does the San Francisco 49ers linebacker have to stretch for two to three hours before each practice. Bowman told reporters during minicamp that when he's out on the field, the injury never crosses his mind.

"It's totally different. I feel great," Bowman said. "Adding on days on top of days, I feel it sometimes, but it's nowhere near what I went through last year with the constant attention I had to put on it. This year I'm able to wake up and ride.

"The road has continued to get better for me, just like I knew it would. I just had to stay on top of it and be disciplined. I had to work through the things that the doctors told me would come up."

That isn't to discredit what Bowman accomplished last season. After missing all of 2014, the linebacker returned in 2015 and led the NFL with 154 tackles. Bowman's 116 solo tackles, the category he said 'defines a middle linebacker,' were also tops in the league. The statistics earned him Pro Bowl and All-Pro selections for the third and fourth time, respectively.

Even Bowman admitted that his production was remarkable given the circumstances.

"I think it was," he smiled before pausing. "I work very hard, and I know the game. For me to get those accolades, and to know there's so much more that I can do, and some plays that I did leave out there on the field, that's what I'm chasing. I'm chasing to have a better year than I did last year."

Bowman's improved fitness level is being put to good use in Jim O'Neil's defense. The team's defensive coordinator is counting on his star linebacker to help get the unit up to speed.

That is meant quite literally as Chip Kelly's offense provides a daily challenge with its up-tempo nature. Bowman said the defense is embracing the extra conditioning, knowing full well that it will pay dividends in the fall.

"I've never met a defensive guy who didn't want to be on the field," Bowman said. "That's more plays and more tackles. It's going to work out. I think if the offense is doing their job and we're able to play with a lead, it will be better for us."

Now that the offseason program is complete, 49ers players have a month and a half-long break before picking up where they left off in training camp.

"I think we're in a good spot," Bowman said. "I think everyone knows and understands what coach is trying to get accomplished. Now that this break is coming up, we have to keep it in our heads, keep thinking about it and not forget the things that we've learned so far."



Trent Brown

Insults keep 49ers' Trent Brown grounded after standout preseason

By Eric Branch
San Francisco Chronicle
September 10, 2016

Last week, the 49ers' offensive players received a packet that included the game plan for their season opener Monday night against the Rams.

On the first page of his copy, in large writing, right tackle Trent Brown wrote himself a few reminders.

"You're sorry as hell."

"You haven't done s—."

"You suck."

"Get your ass going."

Don't worry: Brown, 23, doesn't suffer from a poor self-concept; he just doesn't want to suffer from a bloated head. The scathing messages come on the heels of a preseason in which the supersize Brown — 6-foot-8 ½, 355 pounds — received outsize praise.

Pro Bowl left tackle Joe Staley, 32, one of the 49ers' best players, said Brown could become one of the best players ... in NFL history. Offensive line coach Pat Flaherty, 60, who owns two Super Bowl rings, said Brown has the size and athleticism that "would probably be in line with most guys that have ever played the position."

And Broncos outside linebacker Von Miller, the Super Bowl MVP who is among the league's premier pass-rushers, termed Brown one of the NFL's "better tackles" based on their recent meetings in two joint practices and a preseason game.

The praise from Miller left Brown "speechless," but it's also the type of did-he-really-say-that compliment that's inspired him to write on his playbook. During training camp, as Brown took X-and-Os notes during meetings, he also scrawled his insults.

After all, he's a 2015 seventh-round pick whose NFL career consists of two starts and 189 snaps. He might have all-world ability, but he hasn't done ...

"I literally write them on a piece of paper in big bold letters and put it in quotations," Brown said. "Yeah, I tell myself that. Note to self: 'You suck.'"

The notes are necessary for Brown, whose biggest opponent has always been complacency, an enemy that explains why he was the 244th player (and 44th offensive lineman) selected in a 256-man draft. Many athletes are driven to achieve greatness because of a fear of failure. Brown has known, from an early age, that his size and skills made him immune to on-field embarrassment.

After dominating at lower levels, his spotty work ethic caught up with him at Florida, where he started just 11 of 23 games in two seasons. He tumbled down draft boards amid chatter that poor conditioning didn't allow him to play entire games. He's made significant strides in the NFL, but his teammates aren't satisfied.

Staley's compliments have been mixed with challenges. In discussing Brown, he's invoked Hall-of-Famer Jonathan Ogden, one of the best tackles in NFL history.



Staley was recently pressed on that seemingly hyperbolic comparison. Jonathan Ogden (11 Pro Bowls) and Trent Brown (five NFL games)? Really, Joe? Staley didn't backtrack.

"I feel very strongly about his talent," Staley said. "If he doesn't succeed, he has no one to blame but himself. He has all the talent in the world and it's up to him to take that next step. I've told him this and I have no problem saying it to you guys: He has to take that next step as far as how great does he want to be."

Brown possesses the raw materials needed for greatness.

For starters, his size: Brown, who wears size-18 cleats, was the tallest and heaviest player at the 2015 combine and his 36-inch arms gave him the longest wing span (87 3/8 inches).

And, yes, he's always been huge. At birth, he was slightly below averaged-size — at 6 pounds, 13 ounces — only because he arrived three weeks early. He grew up in Albany, Ga., playing basketball and football, and his father, Reginald, always had him compete against kids at least two years older because he dwarfed and dominated his peers.

As a high school freshman, Brown was 6-3, 215, but he didn't receive his first recruiting letter, from Auburn, just because of his dimensions.

Consider: Before he was refrigerator-size, Brown was a running back. That's the flag-football position he played as a 5-year-old, and he went on to play every other offensive spot until his size made offensive line the obvious choice in high school.

His dad, who is 6-7 and 275 pounds, played basketball at the University of Mobile. His older brother, Reggie, who is 6-7, played basketball at Fresno Pacific and has continued his career overseas. And Trent — the biggest of the Browns — also had the agility to play hoops beyond high school.

"He started out as a kid as a running back, he played quarterback, he was a point guard on the basketball team," said Reginald Brown, a major in the Albany Police Department. "He always had great feet. At an early age, I thought he could really be something."

His coaches along the way had the same belief, although they recognized he didn't yet have the grit to match his gifts.

At Westover High, where Brown played his senior season after transferring from private Deerfield-Windsor, head coach Octavia Jones recalls how the new guy immediately made a jaw-dropping impression. In the season opener against rival Dougherty, Brown nearly down-blocked an unsuspecting defensive end into Atlanta.

It was the type of highlight Brown routinely produced — without much effort.

"He was so big and gifted," Jones said. "He was able to rely more on his natural ability rather than the work-ethic part of it."

Brown didn't qualify academically to attend a Division I school, and he spent his next two seasons at Georgia Military College. Again, he dominated — he was a second-team All-American as a sophomore — despite less-than-stellar habits. After his freshman season, he gained about 40 pounds and topped out at 387.

At Florida, Brown spent part of his two seasons rotating with Tyler Moore, who is no longer in the NFL after spending training camp with the Bears last year.



NFL teams had questions about Brown's desire following his college career, and his performance at the combine didn't suggest he was a weight-room junkie: He had 20 reps of 225 pounds, matching the fourth-fewest among the 37 offensive linemen that lifted.

Even the 49ers didn't sound too smitten with Brown when he was still available at the end of the 2015 draft. Brown said he spoke with general manager Trent Baalke and then-offensive line coach Chris Foerster, who asked him if he wanted to be drafted by the 49ers or preferred to be an undrafted free agent who could choose his team.

"They asked me if I wanted them (to) pull my name," Brown said. "It was draft day. I definitely wanted to have my name called."

Sixteen months later, the 49ers are glad they called Brown, who has taken noticeable steps in advance of his first season as a starter.

After he routinely appeared winded during head coach Chip Kelly's fast-paced offseason practices this spring, Brown returned to Albany this summer and went to work in the six weeks before training camp.

Instead of preceding his workouts with a groan, his dad noticed he regularly left the house without complaint by 6 a.m. He ran at the nearby Fossil Sand Dunes, worked out at Westover High and pushed his Yukon Denali XL up and down a deserted road, while his dad steered.

"For some people, it takes a little longer than others," said Reginald, who met his wife, Tiffany, when they were in the Army. "He wasn't mature. He was just a big kid. Once he developed as a young man and realized what he had to do to keep his job and have a long career, he put in the work. He gets it now."

Indeed, Brown was stellar in training camp and flawless in pass protection in the preseason, not allowing a quarterback pressure in 41 snaps.

His performance this summer inspired gushing praise, but Brown insists it won't swell his head or dull his desire. In other words, he won't stray from the recent strategy he's adopted: As people keep talking him up, he'll continue to write his insults down.

"I am," he said, "my own biggest critic."



DeForest Buckner

Accomplishments just keep coming for 49ers' DeForest Buckner

By Mark Eckel
NFL Player Engagement
June 21, 2016

DeForest Buckner was a 2016 NFL first-round Draft pick, a top 10 pick at that, going No. 7 overall to the San Francisco 49ers. It wasn't his greatest accomplishment this year.

Buckner, the 49ers' rookie defensive end and one of the top rookies in his class, graduated from the University of Oregon in just three-and-a-half years and walked with his class earlier this month.

"That was really important for me," Buckner said of getting his degree. "That's why I went to college in the first place, to get an education. I was so close to being finished, I didn't want to leave without it."

He didn't. And he earned it midway through his senior year. So when his football career is over some time down the road, there will be other options for him.

"The NFL isn't for life," Buckner said "It's not a real long career when you compare it to other careers. You never know how long you're going to be able to play, so I wanted to have a back-up plan. Having my degree will make that a lot easier.

"I mean having a degree is just so important for anyone. But no matter how long I play in the NFL, I still wanted to make sure I had that."

Buckner received his diploma when he walked with his Oregon classmates on June 13th. Kent Alterman, a 1981 Oregon grad and the president of the cable channel Comedy Central, gave the commencement speech, but it was no joke.

"From day one, I wanted to graduate and then my advisor put me on track where I could finish early," Buckner said.

"(Walking at graduation) was important, especially for my parents. They watched me put all of this hard work in, so I wanted to do it for them. To see me up on stage and get my degree, it was great for them."

Buckner's parents, his grandmother, his younger brother, and several other family members made the trip from his native Hawaii to Eugene, Oregon for the ceremony.

"That was nice, real nice, to have that support," Buckner said. "Graduation is a time when everyone is moving on, it's as much about the future. A lot of guys aren't sure what they're going to be doing, luckily I do."

Buckner will be vying for a starting spot up front in the 49ers' 3-4 defense. As the No. 7 overall pick in the Draft there will be high expectations, but if he handles it the way he did in the classroom, it shouldn't be a problem.

"I'm adjusting well so far through the rookie camp, the minicamp, the OTAs," he said. "Things will ramp up when the pads come on in training camp. I'm excited to see how everything goes."

Buckner saw some familiar faces when he arrived in Santa Clara to join the 49ers. New head coach Chip Kelly recruited him to Oregon, defensive line coach Jerry Azzinaro was his position coach in college for a year and his former Duck teammate Arik Armstead is on the defensive line.

"Having coach Azz, coach Kelly, and (Armstead) there, it's a comfortable environment for me," Buckner said. "A lot of guys go places and they don't know anyone. I'm fortunate to go to a team where I know



people and know the defensive scheme so well, too. It's a lot of the same plays we ran at Oregon just some different terminology."



Phil Dawson

Kicker is rock steady in tumultuous year

By Eric Branch
San Francisco Chronicle
November 12, 2016

Phil Dawson recently woke up feeling, well, not quite right.

And the indefinable malaise had descended at a terrible time: The 49ers' kicker was hours away from a game against the Saints.

"It was just one of those weird days," Dawson said. "You roll out of bed and you're just like, 'Yuck.' I was stretching before the game and thinking, 'Oh, great.'"

As it turns out, Dawson was great, despite feeling anything but. In Sunday's 41-23 loss to the Saints, he drilled field goals of 49, 48 and 46 yards, marking the first time he'd made three kicks of 45-plus yards in a game since 2012, when he was a young man of 37.

It was the latest evidence that Dawson, 41, the NFL's second-oldest player, a guy 10 years older than 49ers special-teams coordinator Darius Swinton, is showing no evidence of decline.

Despite feeling cruddy (against the Saints) and kicking in cruddy conditions (he went 3-for-3 amid howling winds at Buffalo), Dawson has made 11 of 12 field-goal attempts in his 18th NFL season, with his only miss coming from 53 yards. He ranks fourth in the league in field-goal percentage, is one of 14 kickers to not miss an extra point and has remained a model of excellence in an excruciating 1-7 season.

His performance strongly suggests he'll be kicking next season at 42 and, perhaps, far beyond.

Dawson and his wife of 18 years, Shannon, have three children ranging from 10 to 15, and he's been separated from his family, which lives in Austin, Texas, during the NFL season since signing with the 49ers in 2013. The situation has inspired Dawson to adopt this outlook on his career: He'll retire once he regresses.

"Given that my family's in Texas, and I'm here, I don't want to keep playing if I'm just kind of a guy, if I can't be counted on when it really matters," Dawson said. "As long as those things keep happening, though, I think it's a green light."

For the past three offseasons, the Dawsons have held family meetings before deciding whether Phil would continue his career. In March, Dawson decided to sign a one-year contract, which was a nod to his age and family situation.

But Dawson notes the 49ers have allowed him to skip the offseason program, which gives him about seven months to spend at home, training and making up for lost time. It's a reason he can envision a scenario in which he's still kicking during the next presidential election.

Don't laugh. Dawson points to the performance of the league's oldest player, Colts kicker Adam Vinatieri, 43, who is in the midst of a streak in which he's made an NFL-record 44 straight field-goal attempts.

Dawson, who learned from Vinatieri when he spent 1998 on the Patriots' practice squad, said the kicker has gone from mentor to inspiration.

"He helps me resist the temptation to give into the popular attitude that floats around 'Oh, you're getting older. You're going to fall apart one of these days,'" Dawson said. "Well, it happens to all of us. All athletes face the reality at some point that they can't do it anymore."



“But at our position, if you can stay healthy, put the work in and perform, I don’t know why you can’t push it a little further ... When I see what (Vinatieri’s) doing, I lie in bed and think, ‘Well, there’s no reason why I can’t do that.’”

If Dawson can’t, it won’t be due to a lack of dedication.

It’s a trait that attracted Shannon, then a professional singer, to him when they met after she performed in Dallas in 1998. Their meeting came on the same day Dawson had graduated from the University of Texas. Shannon saw he was ready for the next chapter in his life: He had goals and a road map of how to achieve them.

“I knew there was something special about him,” Shannon said. “When I started to unravel that and get to know him, I saw great potential in him. I saw commitment, dedication and work ethic. And that is not just football. That was the way he conducted his life. ... It has served our family well, it has served our community well and it has served his teams so well.”

Shannon, who has been fuming in the stands when fans have howled at her husband, says Phil has taught her how to handle the criticism that comes with the job.

Dawson, who spent his first 14 seasons in Cleveland, was once buried by fans and media after missing a game-winning field goal against the Steelers. No one knew he’d spent a sleepless night in a hospital with their seriously ill daughter, who made a full recovery. Dawson never said a word to reporters about his fatigue and frazzled mind-set.

“At that moment,” Shannon said, “I realized that’s how we need to approach this. There’s no need to say anything, no need to explain. Just take it as a miss and move on.”

For much of their marriage, Shannon has watched Phil pore over weather websites and scribble into spiral notebooks. Gaining such knowledge was a necessity in Cleveland, where snow, sleet and gusts off Lake Erie were commonplace, but Dawson has become a connoisseur of conditions at the NFL’s other stadiums.

The 49ers rotate game captains, but Dawson is their constant special-teams representative for coin flips. The reason: Head coach Chip Kelly wants Dawson to tell officials which end zone the 49ers should face at kickoff.

“It’s kind of our ongoing joke, ‘Tell me what you want to do.’ And he’s always right,” said Kelly, who added: “I don’t know if I’ve been around, regardless of position, a person that takes his individual job to the level that Phil takes it to.”

Said Shannon: “We’ve had moms some call us before birthday parties and say, ‘Hey, Shannon, can you ask Phil what the weather is going to be like?’”

Dawson’s research explains why he ranks 11th in NFL history in field-goal percentage (84.6), despite playing 253 of his 271 games outdoors, including 109 in Cleveland.

He can kick in cruddy conditions. He can kick when he feels cruddy. And, it appears, the bald 41-year-old with a gray-hair-speckled goatee could keep kicking for several more seasons.

“To think when this started I didn’t have children and now I have a freshman in high school,” Dawson said. “I used to have hair. Sometimes it’s like, ‘Wow, this has been two decades.’”



Phil Dawson

Secret to 49ers kicker's longevity: Don't train like an old kicker

By Matt Barrows
Sacramento Bee
March 15, 2016

Last year, just for kicks, Phil Dawson decided to see how he'd fare on the bench press. The result: 20 repetitions of 225 pounds and a lot of dropped jaws from the 20-somethings who had gathered around the then-40-year-old kicker.

"Sometimes they put down the kicker," said Brett Johnson, who trains Dawson in Austin, Texas in the offseason and who witnessed his feat of strength. "Phil always wants to be the guy who shows 'em he can mix it up with the big boys."

The younger boys, too. Last month at the NFL's scouting combine, for example, 13 of the 25 running backs who took on the bench fell short of 20 repetitions.

Therein lies the secret to Dawson's NFL longevity: He doesn't work out like a kicker.

When he was in his early 30s, he said, he started to feel stale and feared that he was losing his edge. At age 35, he went to Johnson, who decided to train him not as a specialist but like one of the NFL hopefuls who trains with him in the months leading up to the draft.

So beginning in early February, Dawson does a lot of squats -- especially single-leg squats -- and other traditional, high-intensity exercises.

"If anything, I went back to how I trained when I was younger," Dawson said. "And had kind of gotten away from it. I've been very pleased with the results."

So have the 49ers.

Dawson missed only three field-goal attempts last year -- two were blocked -- and made all of his tries from 50 yards and beyond. At the end of the season, coaches voted him the team's MVP. On Monday, he signed a one-year deal reportedly worth \$3.1 million.

Dawson's just-one-of-the-guys weight-room routine meshes nicely with his outlook on his job. He doesn't want to be treated differently than an inside linebacker or a guard.

"I try not to be that weird kicker over on the side who doesn't really get involved with the rest of the team," he said. "I try to be a guy who's engaged with his teammates, who communicates well with his coaches and goes out and plays hard, even in the role I'm in."

Johnson said Dawson is comfortable training alongside and interacting with athletes half his age. In fact, those young NFL hopefuls always perk up when the kicker speaks. After all, it's not every day you get advice from a player going into his 18th NFL season.

"He's getting to be sort of like the Yoda around here," Johnson said. "Even at 41 years old, he still works harder than most of the 20-year-old athletes I work with. He's just a perfect example, really, of what an athlete in his older age should look like."



Quinton Dial

Quinton Dial has a standard to uphold with San Francisco 49ers

By Mark Inabinett
AL.com
May 23, 2016

San Francisco 49ers defensive end Quinton Dial loves his hometown of Clay, the burgers at Milo's and the bass fishing on Lake Guntersville. But when he's away at work in California, the former Alabama standout would love to see the 49ers uphold the standard of the San Francisco teams of the past.

"Last year, the standard wasn't upheld," Dial said during an appearance on 49ers Radio on the NFL team's web site.

San Francisco reached at least the NFC championship game for three straight seasons in pursuit of its sixth Super Bowl victory before finishing at 8-8 in 2014, Jim Harbaugh's last season as the 49ers' coach. San Francisco posted a 5-11 record in 2015, ending Jim Tomsula's one-year stay as the 49ers' coach and bringing in Chip Kelly, the former Oregon coach who'd been let go after three seasons with the Philadelphia Eagles.

San Francisco used its first-round pick – the seventh choice in the NFL Draft on April 28 – on Oregon defensive end DeForest Buckner.

"Obviously, I'll take him under my wing and show him the ropes and try to give him a few tips here and there to help his game so he can help us in the long run," Dial said of Buckner.

But mainly what Dial wants to get across to Buckner and all the new 49ers is they have an obligation to "uphold this standard."

Pro prognosticators don't think the 49ers will be able to do that in the 2016 season. Vegasinsider.com has San Francisco at 80-1 to win this season's Super Bowl. The only teams with longer odds are in the AFC – the Jacksonville Jaguars, San Diego Chargers and Cleveland Browns. That has San Francisco being pegged as the worst team in the NFC, with 50-1 odds to win the conference championship.

"Everybody is counting us out now," Dial said. "And that's fine. I like to be the underdog. But at the end of the day, I just tell them the standard is what it is, and you've got to uphold it."

Dial's standards were set high before he got to the 49ers, too. In his two seasons with Alabama, the Crimson Tide won the BCS national championship each year.

"It was a great experience for me," Dial said of playing at Alabama. "It's one you really can't explain, like you just have to experience it because it's just so crazy, the atmosphere is so crazy on game day. You've got people who are best friends but are Alabama and Auburn fans that won't even talk until after the game or even if their team loses, they won't say nothing to each other for weeks at a time, which is crazy."

Dial joined the 49ers as a fifth-round draft pick in 2013 after playing on Alabama's 2011 and 2012 BCS national-championship teams. After the Crimson Tide closed the 2012 season by thumping Notre Dame 42-14 in the title game, Dial had surgery for a torn ligament in a big toe, and he didn't start practicing with San Francisco until October.

Dial got into three games as a rookie. In 2014, he came on to start six of the 49ers' final seven games at nose tackle. In 2015, Dial became a full-time starter at defensive end, even though San Francisco used its first-round pick that year on an Oregon defensive lineman, Arik Armistead.



Now Dial faces the task of proving himself to a new coaching staff after San Francisco added another first-round defensive lineman last month.

"Just trying to get in and get acclimated to this playbook and the coaches," Dial said. "Just trying to show them that I want to be that guy they can count on in all situations."

Last week's NFL Draft in Chicago added to the league 16 players with Alabama football roots (that is, they played at a state high school or college). It also brought in 237 other players, creating new depth charts and layers of competition throughout the NFL. Here are 10 NFL veterans from the state whose pro situations were particularly affected by what went on in the seven rounds of the draft.

The 49ers started OTAs last week and have three more workouts this week. Dial is working under a new contract signed in February. The deal included a \$3.2 million signing bonus and extended his pact with San Francisco through the 2019 season.

"I'm definitely blessed to have this opportunity to sign this extension," Dial said. "Just happy to be a part of this organization. It's a great feeling. Words can't describe how I feel about the opportunity that I have."

"But the grind won't stop just because I signed this extension. I still got that chip on my shoulder. I remember when I got drafted, a few people tweeted at me, 'This guy's going to be a bust' and things of that nature. I take that and I add fuel to the fire because them guys don't know what I had to go through to get to where I am today."

Dial earned the 2008 ASWA Class 6A Lineman of the Year Award playing for Clay-Chalkville High School.



Glenn Dorsey

49ers' Glenn Dorsey recognizes pain isn't all behind him

By Eric Branch
San Francisco Chronicle
November 19, 2016

Glenn Dorsey once kicked butt despite having excruciating pain just above his butt.

In 2007, the 49ers' nose guard played the final three games of his senior season at LSU with a tailbone injury that made sitting a scream-filled proposition.

Dorsey traveled campus with a "doughnut," an inflatable seat cushion that helped him avoid some of the agony.

"That was painful. I mean, that was painful," said Dorsey, placing an emphasis on the last word. "I'm not going to lie. I hated that. You couldn't sit on that too long because then it would start aching."

Still, Dorsey's performance didn't suffer in a season in which he won the Bronko Nagurski Award, given to the best defensive player in college football, and led LSU to a national title. So how did he do it?

"I was young, man," said Dorsey, unleashing his booming laugh. "When you're young, you just get up and go."

Dorsey, 31, a former No. 5 overall pick in his ninth season, is now an old man by NFL standards. And, until recently, he thought he knew how his body would respond to injuries.

There were those ailments he could play through, like the bruised tailbone. Or the stress fracture in his shin during his junior season that involved pregame painkilling injections and wearing a bone stimulator 18 hours a day.

There were the NFL injuries he couldn't play through, but could return from without issue the following season, like the torn calf muscle in 2012 and the torn biceps in 2014.

So Dorsey was undaunted shortly after he tore the anterior cruciate ligament in his right knee 362 days ago. That general one-year timeline? He'd bust through it like it was an overmatched offensive lineman. "You become used to mind over matter," Dorsey said. "I wanted to be the exception. But this? This was tricky for me. I can't control this. It has to heal."

Good news for the 49ers: Dorsey appears to be whole, or something close to it.

In a 23-20 loss to the Cardinals on Sunday, Dorsey made his first start of the season, played a season-high 54 percent of the snaps and closed what had been a yawning hole in the middle. The 49ers, who had allowed an NFL-record seven straight 100-yard rushers and a league-worst 5.3 yards per carry, held David Johnson to 55 yards while limiting Arizona to 3.5 yards an attempt.

Head coach Chip Kelly said Dorsey had helped to "solidify the inside." For his part, Dorsey said it's about time.

Before Sunday's breakthrough, Dorsey's lingering knee pain had forced him to miss three games — including Week 5 and Week 7 contests — and log just 28 percent of the defensive snaps in the five games he played.



In light of his up-and-down rehab, Dorsey isn't quite ready to declare he's officially conquered the most formidable injury of his career. He's become accustomed to the emotional roller coaster: encouragement followed by discomfort.

"The hardest part was not being able to control how it feels," Dorsey said. "One day it's great and the next day it's, 'Whoa. I just made all this progress. What's happening here?'"

Dorsey had his first indication that his latest injury would be different in the moments after his right knee buckled on his first play of a 29-13 loss at Seattle on Nov. 22. Dorsey shuffled to his right, planted his foot and dropped to the turf.

"It was a good 40 seconds of excruciating pain and then it just went numb," Dorsey said. "I've never been through that. It hurts real bad and then it stops? So I was like, 'I might be OK. Let me try to walk.' I tried that and was like, 'Um, bring the cart.'"

Even as he recounts his injuries, Dorsey smiles — sometimes accompanied with a shake of his head — and laughs.

Despite the abuse he's endured because of football, he harbors no ill will toward the sport he's played since he was 6, when he was a kid in Gonzales, La., who had recently been freed of braces that corrected his bowlegs.

He has missed 37 games because of injuries since 2012, but he's never thought about leaving the NFL. Instead, he acknowledges — with a laugh, of course — that he'll be one of the many players the league dismisses before they think they're done.

"Getting hurt sucks," Dorsey said. "But it's part of the game, especially being a defensive lineman. There's a 100 percent injury rate. I wish some of these weren't as drastic, I'll tell you that. But these are obstacles. It's about being resilient. This game is never going to be easy."

Dorsey says his latest rehab was more bearable because he had more support. He and his wife, Tiffany, were married in June after they met by exchanging messages on Twitter in 2014. Tiffany was living in Los Angeles and they didn't meet in person until they'd spent a year getting to know each other via texts and phone calls.

Dorsey is glad they connected before his arduous injury, saying, "It's good when you have someone that cares about you no matter what." But Tiffany says he didn't need much support.

"Glenn is the most regimented and hardest-working person I know," she said. "He was never negative about the situation. Through doctor visits and rehab he was excited to make progress. He had that spirit and it never dwindled. Everyone asks that: 'Did he ever get down?' It's always: 'No.'"

Dorsey, who is in the last year of his contract, still has plenty to offer. But what he's given to the game figures to come with a price. There could be post-career reminders of injuries to his tailbone, or shin, or calf, or bicep, or knee.

As a college kid, he would have dismissed the possibility. Now, as an NFL veteran who just dealt with an injury he was powerless to control, he has a different outlook.

"I don't think like that, but I'm also realistic," Dorsey said. "Something's going to hurt. Something's going to ache. But this is the profession I chose. I accept it."



Bruce Ellington

NFL Stars Return To Alma Mater For Youth Football Camp In Moncks Corner

By Nikki Gaskins
Berkeley Observer
June 13, 2016

For the third year in a row, Andre Ellington and Bruce Ellington, hosted their popular Ellington Elite Youth Football Camp on Saturday in Moncks Corner.

More than a thousand children ages 6 to 16 took part in the one-day camp at Berkeley High School, making it the largest attendance to date.

Andre and Bruce, both cousins, played football for Berkeley High School before moving on to the National Football League following their college careers.

While they've both gone on to successful careers in the NFL, they clearly haven't forgotten their roots.

"It's an amazing feeling." Andre told Live 5 News. "Just coming out here and seeing all these kids, working the way they are, it's a sight to see and I love it.

Andre is entering his 4th season with the Arizona Cardinals. Bruce, meanwhile, is entering his 3rd season with the San Francisco 49ers.

"We're just lucky and blessed to be able to come out here and support the community and give back," Bruce told sports reporter Kevin Bilodeau.

Their annual event aims to teach Lowcountry youth values and ethics through the game of football.

While the camp focuses on developing athletic skills, Ellington's Elite Camp also teaches kids in attendance about healthy lifestyle options, stress management, and study tips to be the best student athlete possible.

The camp is offered free of charge. If you missed it this year, don't worry!

The two cousins plan to return with their camp next year.



Dontae Johnson

Dontae Johnson Builds Inspiring Friendship with Injured Bay Area Youth Football Player

By Tyler Emerick
49ers.com
June 16, 2016

There was a time when Dontae Johnson employed a robotic mindset – mechanically executing steps he deemed necessary to reach goals for his NFL career. That stopped about two months ago when the San Francisco 49ers cornerback met Will Randleman.

Johnson, entering his third season after primarily serving as a reserve from 2014-15, doesn't know yet what his role will be on Sundays this fall. But one way or another, he will be playing the game he loves. The same cannot be said for his new friend – a person who has taught the 24-year-old to live in the moment and enjoy the journey in addition to the destination.

"He's changed my outlook on life," Johnson said. "We take a lot of things for granted – just as far as waking up and rolling out of bed.

"He's taught me to value everything and cherish everything. And more so, to respect it. You never know when something is going to get taken away from you."

For Randleman, that something was football. And it was taken away from him in late March. While playing for a Bay Area youth football team, the 14-year-old sustained a neck injury that left him paralyzed from the neck down.

Randleman underwent surgery at San Francisco General Hospital within three hours of his accident. Doctors inserted metal plates to replace his broken vertebrae and rods to fuse the other bones together. Surgeons told Randleman's family that he may never walk or use his arms again.

Following the injury, the president of the youth football league reached out to Johnson's girlfriend, Kayla, whose younger brother played in the same league. Johnson soon made his first visit to the hospital to see Randleman, a lifelong 49ers fan.

Initially, Johnson expected the meeting to be somber. Instead, he was greeted with smiles and laughter.

"He was in such amazing spirits," Johnson said. "As soon as I walked into the room, he lit up and was excited. When I was talking to him, I saw his passion and love for football. He said everything he did was geared for playing football. We connected over that."

Randleman arrived at San Jose's Valley Medical Center in April to begin his rehab. He spent six weeks at the facility before being allowed to return home on May 20. In that time period, Johnson visited Randleman three times – bringing along signed footballs, cleats, socks and anything else to show his support.

Randleman has bad days. How could he not? But for the most part, the teenager has been upbeat and resilient. His father, Randy, credits that attitude to Will's competitive nature.



“You never know how somebody is going to react to an event that changes your life like this,” Randy said, “but he has been incredible through this process. He’s showed a lot of courage. But more so he’s showed a lot of humor, which I think has been important.”

“He’s also used to pushing himself. I think football teaches you to work hard, and how to get through obstacles. He’s taken that attitude and applied it to his recovery.”



Jeremy Kerley

49ers' WR Eric Rogers making good first impression

By Eric Branch
San Francisco Chronicle
September 17, 2016

Kristal Kerley's hands were shaking before kickoff Monday at Levi's Stadium.

Her husband, wide receiver Jeremy Kerley, was about to make his 49ers debut, 15 days after he'd arrived in a trade. It was a prime opportunity to revive a solid career that had gone south.

After 182 catches in five seasons with the Jets, he was released in March. After five months in Detroit, he was dealt to the 49ers for a backup guard, Brandon Thomas, who is on the Lions' practice squad.

Now, he was suddenly the 49ers' primary slot receiver and kick returner in the season opener against the Rams. But had he adequately digested the playbook? Would he have rapport with a quarterback he just met? Would this be a bright beginning or the latest dead end?

"When I first sat down, I was nervous and I was shaking a whole lot," Kristal Kerley said. "It's one of those things where he's going to do good and the fans are going to love him. Or, if he makes too many mistakes, they're going to be mad and I'm going to have my mama-bear, wifey claws out because I can't have anybody attacking my husband."

The good news for the Kerleys: Kristal's claws were kept under wraps.

The home fans loved Kerley, who led the 49ers in targets (11), catches (seven) and receiving yards (61) in a 28-0 win over the Rams. Kerley, who also returned two punts for 11 yards, played 54 of 81 snaps and provided one of the 49ers' biggest offensive plays: His diving 18-yard catch on 4th-and-6 in the second quarter sustained a touchdown drive that gave the 49ers a 14-0 lead.

"We picked the guy up two weeks ago and he had seven catches," head coach Chip Kelly said. "If we picked him up last week, he'd probably have 10 if we didn't screw him up."

Yes, Kerley, who recently got a permanent nameplate over his locker, looked comfortable even though he wasn't quite at home. He didn't move from a hotel to his new apartment in Santa Clara until Wednesday. And he spent part of the weekend before kickoff being quizzed on his new playbook by Kristal, a former All-America sprinter at TCU he met in college.

"I'd throw out (plays) to him," Kristal said, "and he'd tell me where he's supposed to move to."

On Aug. 28, the Kerleys, who have children ages 7, 3 and 2, discovered that Jeremy would be moving to the 49ers.

They heard from his agent, Jeff Nalley, who called around 8 a.m. and began by saying he had good news: Jeremy would be leaving a team that was likely to release him to play for a team that had just lost its lone viable slot receiver, Bruce Ellington, to a season-ending hamstring tear.

In addition, he noted Kelly emphasized Kerley's position in the 49ers' no-huddle offense. Jordan Matthews had 152 catches (and 232 targets) as Kelly's slot receiver in Philadelphia from 2014-15.

Kerley quickly became swayed by his agent's good-news pitch: "Knowing Chip Kelly was the head coach and I might have a real chance to be the slot receiver in his offense, it kind of clicked: 'You might be getting the ball. You might want to hop on this.'"



And Kristal provided more reason to feel good about the trade: “My feeling was you’re going from Detroit to Cali. C’mon, you have to smile, right?”

Until Monday, football hadn’t given Kerley much to smile about for over a year.

In 2015, he was phased out of the Jets’ offense after head coach Todd Bowles and offensive coordinator Chan Gailey were hired. Part of the reason was that the new staff preferred bigger-bodied receivers. Kerley, 5-foot-9 and 188 pounds, finished with just 16 catches despite playing in all 16 games.

In March, just 17 months after signing a four-year, \$14 million extension, Kerley was released by the Jets and signed with the Lions. However, Detroit signed former 49ers wide receiver Anquan Boldin just before training camp and Kerley began to get the sense he might be departing Detroit sooner than he expected.

“You’ve got a 14-year vet coming into a team and he really only plays the slot,” Kerley said. “So you already kind of know what it is.”

And it was something Kerley had rarely experienced in his athletic career.

At Hutto (Texas) High, he was a four-year starter at quarterback and defensive back. In baseball, he was a pitcher who also played shortstop and center field. Kerley said his fastball hovered around 94 mph and he received a scholarship offer from Stanford. In track, he was second in Class 3A in the long jump and triple jump as a senior, finishing behind Titans wide receiver Kendall Wright in both events.

His success continued at TCU, where his receiving and returning exploits made him one of the three finalists for the Paul Hornung Award, which is given to the nation’s most versatile player. Then, one year after the Jets selected him in the fifth round in 2011, he had career highs in catches (56) and yards (827), a breakout season that led to his contract extension.

Given that background, he didn’t expect to be released and traded in a five-month span.

“It’s been humbling in the sense I’ve never been through anything like that,” Kerley said. “But for someone who doesn’t know how to handle the situation, it could be demoralizing and that didn’t happen.”

The string of rejection came not long after Kerley was stunned by the death of his “little brother,” Josh Wilson, 25, who was in a single-car accident near Hutto in October 2014. Kerley and Wilson were cousins, but they referred to each other as brothers due to their inseparable bond.

Kerley continued to text Wilson after his death, and the painful loss provided a new perspective on his job. The football-obsessed Wilson, who was also a talented athlete, wasn’t jealous of Kerley’s success, instead reveling in it, and was among his biggest fans. Kristal said Josh lived through Jeremy, who was determined to honor his memory.

Now, with the 49ers, it appears he’ll have plenty of chances to do so.

“For the most part, I didn’t really play for something,” Kerley said. “I just played because I was good at it and it was fun. I never really had a big motivation to go out and prove something to anybody other than myself. ... When he passed, I decided I was going to dedicate myself to play for him. He loved the game so much. Every time I step on the field, I know he’s watching. It’s like, “What would he want me to do?””



Daniel Kilgore

Coach K: Daniel Kilgore Shares Bond With Special Needs Community

By Joe Fann
49ers.com
October 31, 2016

Daniel Kilgore still remembers his dream when woke up on Day 3 of the 2011 NFL Draft.

His subconscious prophecy had the Green Bay Packers selecting him in the fifth round.

“Stop it. Get back to work,” Mike Kent said when Kilgore attempted to recall the dream to Appalachian State’s strength coach during their morning lift. “Don’t even think about it. Worry about this workout.”

But the memory lingered throughout the day as the draft continued. Anxious moments passed. Kilgore was at a friend’s house near campus in Boone, N.C. – an hour-and-45 minute drive from his hometown of Kingsport, Tenn. Kilgore’s parents made the trip to join the modest get together.

Kilgore played left tackle for the Mountaineers but knew he didn’t have the size or length to remain at the position as a pro. A move inside to guard or center was going to be the 6-foot-3 lineman’s meal ticket to the NFL. Luckily for Kilgore, he played center in high school and quickly reestablished his mechanics during the pre-draft process. Standout performances at the NFLPA All-Star Game and NFL Scouting Combine had Kilgore feeling confident that he’d be a Day 3 selection.

The Packers came on the clock in the fifth round at pick No. 163. It couldn’t be.

Could it?

“This is what I dreamed,” Kilgore thought to himself. “Hopefully this is it.”

On cue, his mom’s phone rang. Kilgore initially dismissed it as a fervent relative, eager for a status update. Then the phone got passed to him. It was a member of the San Francisco 49ers front office.

“We’re going to trade up and draft you, Daniel,” they told him. “Welcome to the Bay Area.”

A dream, realized.

“It shocked me. It shocked everyone that was there,” Kilgore said. “It was very exciting for sure.”

Hardin Park Elementary buzzed with excitement the following Monday for their favorite PE teacher. “Coach Kilgore” or “Coach K.,” as he was known at the school, was serving as a student teacher during his final semester at App State.

Congratulatory posters lined the gymnasium’s walls as faculty and students alike took turns lauding Kilgore’s accomplishment.

“It was awesome,” the lineman said. “I got a lot of support from that community.”

Kilgore studied physical education and discovered a fondness for working with special needs kids, specifically. His first interactions with such students came during his freshman year at local schools near campus.

“That was exciting for me, fulfillment wise,” Kilgore said of his initial experiences in the special needs community. “It was rewarding.”



His passion led to an emphasis towards special education classes during his time as a student teacher. Kilgore began at Hardin Park in mid-January when students returned from winter break. Because he was drafted during the lockout, Kilgore remained at the school through the remainder of the year in May.

The lineman's alarm would go off at 5:00 a.m. for his morning lift at App State. Kilgore would then drive the mile to Hardin Park and teach from 7:15 a.m. to 3:00 p.m. At 3:30 p.m., it was back to campus for an afternoon cardio workout.

Being drafted didn't change Kilgore's dedication to his students. Where else could you find a 300-pound NFL lineman teaching the chicken dance to a group of third-graders on a Wednesday afternoon?

The first half of the day was the time that Kilgore relished the most. That's when he worked with the special needs kids. Every day was a labor of love – trivial movements served as substantial benchmarks for his students. Walking backwards, holding onto a railing while walking up a ramp and stepping onto a short box were all activities Kilgore implemented in order to improve the kids' motor skills.

Any progress, no matter how small, was significant.

"We take stuff for granted," Kilgore said. "For them to feel that accomplishment, that's pretty special.

"It was a series of memories, just to see the growth the students would have day in and day out."

One boy in particular left a lasting impression. The young student was non-verbal and could communicate merely through hand signals. He was also timid, to put it mildly.

San Francisco's starting center remembers sitting with the boy each day, patiently giving him the confidence to participate.

"He would be hard to get motivated to do something," Kilgore recalled. "But when he was ready, we'd get him out on the floor or get him into the pool. That was a daily battle with him. But I'll never forget helping him feel comfortable that he could do it and that I was there with him."

Kilgore has maintained a bond with the special needs community now into his sixth season with the 49ers. A conversation in 2013 with high school friend and teammate Jimmy Burleson led to Kilgore's next philanthropic pursuit.

Burleson attended East Tennessee State and got his teaching certificate in special education. Following graduation, he returned home to Kingsport and began teaching at their alma mater, Doby's-Bennett High School. Over dinner, Burleson introduced Kilgore to his grand idea – The Tribe Games.

The concept was akin to the Special Olympics, but created with the intention of galvanizing the local community through competition and awareness. There would be three events per year: Bowling in the fall, swimming in the winter and track and field in the springtime. More than 150 athletes registered with an age range of kindergarten to high school.

Kilgore, who has great pride in his Kingsport roots and (clearly) a calling for helping kids with disabilities, was sold immediately.

"You let me know what you need, and you'll have it," Kilgore assured Burleson.

But even Burleson couldn't have expected the degree in which Kilgore championed his brainchild. The Tribe Games are now in their fourth year. The lineman's financial support has included jerseys, t-shirts and trophies for the athletes. He also helps secure venues for each event.



However, it's Kilgore's time that blows Bureson away. The football season causes Kilgore to miss the bowling event each year (his parents volunteer in his absence). But the lineman is a staple at the other two competitions of the games.

"It shows a lot about his character and the type of person he is," Bureson said. "If you see him at one of these events, you have to pull him away from the kids to talk to him. He is all about the kids that are there, ensuring that they're supported and making sure they know that he cares about them.

"It's a priority for him, and it's genuine. It's not a show."

Bureson's favorite moment of Kilgore at the Tribe Games came during track and field one year. Kilgore is known for standing at the finish line so he can high five each athlete as they complete the race.

But on one occasion, the lineman saw a small group of kids fighting exhaustion near the end of the event. Kilgore hustled over to provide encouragement and proceeded cross the finish line alongside the empowered athletes.

"I'm not sure he is aware how much that means to kids," Bureson said. "That was a pretty cool scene."

Megan remembers her first glimpse of her husband in such a setting. That came in Jan. 2014, shortly after the 49ers played in Super Bowl XLVII. Kilgore took Megan to Hardin Park to visit his former students.

Much like the fanfare following Kilgore's draft day in 2011, posters, balloons and familiar faces greeted the school's favorite NFL player. His special needs students, now six years older, were beside themselves in elation.

One little girl was moved to tears by the sight of her idol.

"She was head over heels for Daniel," said Megan, who couldn't help but laugh as she retold the story. "She cried out of excitement when she saw him. That was a cool moment – seeing how much he means to those kids and how much of an impact he's made on those kids, it's just crazy to think about.

"They look at him like he's a super hero. They think that he's the best thing ever."

Megan and Daniel have known each other practically their entire lives. They met while growing up in Kingsport and attended rival high schools. The two reconnected in college when Daniel's roommate started dating Megan's sorority sister.

Megan has her own ties to those with special needs. Her aunt, who lived a "great, long life" with disabilities, passed away a few years back. That's whom she thinks about when she's volunteering. Making a difference for those who have disabilities is a pillar in Megan and Daniel's relationship.

"I have a special place in my heart for those with special needs," Megan said. "This is kind of the way that we celebrate her life."

So what's next for "Coach K?" (Random aside: Megan said Kilgore loves the moniker so much that his heart "flutters" every time he hears it.)

Surely he'll continue to make an impact at the Tribe Games. But hopefully that's a question that won't have to be answered fully until Kilgore's successful NFL career reaches its end. A return to Kingsport is likely, but everything else is up in the air.

Bureson suggested that it wouldn't take long for Kilgore to find himself helping kids in a full-time capacity. The lineman didn't dismiss the notion.



“I don’t know whether it will be teaching or coaching, but I definitely want to be involved with the special needs community,” Kilgore said. “If it’s taking the Tribe Games to another level or if it’s just going and spending time in the classroom with the kids.”

Because how could he distance himself from a community and group of kids that have had such a tremendous impact on his life?

“They’ve had a bigger impact on my life than I’ve had on theirs,” Kilgore said. “They’ve taught me how to approach every day. They’re always happy. That’s the mentality that I think everybody should have.”

The details, though unknown, will no doubt work themselves out. But maybe that’s just because “Coach Kilgore” hasn’t dreamt it yet.



Eric Rogers

Can a CFL Wideout Spark Chip Kelly's Niners Revolution?

By Robert Klemko
MMQB.com
March 23, 2016

After an exodus of 49ers players in the months following Jim Harbaugh's departure in late 2014, many expected this offseason to feature a flurry of activity aimed at improving the San Francisco roster. The first move came Jan. 20 when Eric Rogers, the CFL's leading receiver from a year ago, picked the rebuilding 49ers and new coach Chip Kelly after a nationwide tour of 16 NFL suitors.

Rogers' story—his journey from Division III to arena football to Canada—is a remarkable one on its face. Yet no one imagined his two-year deal would be the biggest headline in the first three months of the Kelly era. But here we are: Colin Kaepernick sits in limbo as the team ponders its future at quarterback, and the former Eagles coach who dealt away LeSean McCoy and canned DeSean Jackson is preaching patience in roster-building.

"I just think you've got to look at who fits and who's the right fit for your organization," Kelly told reporters last week, after the Niners executed their biggest move in free agency: the signing of middle-of-the-road guard Zane Beadles. "Our guys do a great job of targeting what we want the San Francisco 49ers to be."

It's this conservative and very specific approach to free agency by the Niners, with a surplus of \$60 million to spend, that makes the Rogers signing so unique. Just two hours after news broke of Kelly's hiring in San Francisco on Jan. 14, a 603 area code hit Rogers' phone.

"Chip gave me a call on the way to the airport," Rogers remembers. "He said I was the first person he called."

To Kelly, and awestruck coaches on the nearly two dozen teams which expressed interest this offseason, Rogers represents the latest of late bloomers, and a story of resilience not often seen even at the sport's highest level. He was a zero-star recruit who was meant to go into permanent hibernation at Division III California Lutheran University, but instead emerged as the most NFL-ready Canadian football leaguer since Cameron Wake. (Rogers' \$125,000 Niners signing bonus and \$100,000 base-salary guarantee also make him the most expensive Canadian import since Wake.)

"He loves the game," says 49ers G.M. Trent Baalke. "That really stood out to us. I think he really enjoys playing it. He's competitive, passionate, he works hard at it, and he's a fun guy to be around."

Before Rogers picked an NFL team, Cal Lutheran head coach Ben McEnroe fielded numerous calls from incredulous coaches and executives digging for the truth. Surely, they thought, Rogers must have some deep, dark secret that kept him off the radar of bigger programs. Six-foot-three 25-year-olds who can jump out of the gym and run clean routes don't just appear out of thin air.

"They've asked me, how did you get this guy?" says McEnroe, "In our program, we can't look at kids and say what can he contribute immediately. We have to look at what kind of player he can grow into. He wasn't even the best player on his high school team, but you can't coach 6-3."

The height is what helped get Rogers recruited to Division II Chadron State, the Nebraska school that produced Chargers running back Danny Woodhead in 2008. Chadron was the only scholarship option after Rogers finished his only high school varsity season with 22 catches. He accepted a scholarship in 2009 without ever visiting Chadron State, then quickly came to regret his decision. Cal Lutheran, a suburban campus in Thousand Oaks located a dozen miles from Malibu's horse trails, had a coaching connection with his high school—recruiting coordinator Anthony Lugo is the son of Rogers' head coach at the first of two Los Angeles-area high schools the Glendora, Calif., native attended. The NFL wasn't on



Rogers' radar; he wanted to be a police officer, and he wanted to stay close to home. "I wasn't really planning on playing football after college," he says.

So Chadron State released Rogers from his commitment, and he enrolled at Cal Lutheran. Rogers weighed about 175 pounds and was limited as a route-runner, but the high school long-jumper was magic with the ball in the air, and in his hands.

"At one point he's the best player in Division III football," Rogers' coach recalls, "and he's asking me which cleaner to use to get heavy grass stains out."

Division III meant Rogers needed money for school. His mother, Carrie Barron, raised three children on a home nurse's salary. Rogers never had a close relationship with his father, who is currently incarcerated. A family friend helped out with his freshman tuition: "As long as you're doing your job," she would tell him, "God will take you the rest of the way." At Cal Lutheran, Rogers took out numerous student loans, applied for financial aid and worked in the cafeteria, swiping meal cards. He also played intramural basketball.

"One day during his freshman year, half the campus came to my office to tell me about this dunk in an intramural game," McEnroe says. "It was legendary by lunchtime."

Well aware of that athletic potential, McEnroe grew frustrated with his offensive coaches' inability to get Rogers more touches. "I kept telling the offensive coordinator, Dumb it down and find a way to get this guy the football. In the middle of the season we were in a meeting and I threw a bunch of stuff off the table and said, Find a way."

They found a way. That first year, in 2009, Rogers caught 25 balls for 398 yards. The next season he caught 62 for 817. As a junior: 42 for 948. And then finally, as a senior in 2012, Rogers caught 91 passes for 1,298 yards and 18 touchdowns, earning D-III All-America honors. He says the thought of transferring to a scholarship program never occurred to him after any of his first three seasons because Lutheran had been a perfect fit. "I transferred in high school so I never really felt like I had a home before I got to college," Rogers says.

Plus, he was wildly popular on campus as the guy who worked the cafeteria line and caught touchdowns in his spare time. By his senior season, Rogers was going for 100 yards and a score or two on Saturdays and cleaning the game uniforms in the industrial washers in the football building on Sunday mornings for \$40 a week.

"You parted the colors and whites the night before," Rogers says. "So it would take between three and four hours on Sunday and Monday."

Says McEnroe: "At one point he's the best player in Division III football, and he's asking me which cleaner to use to get heavy grass stains out."

Still a relatively unknown commodity among NFL teams, Rogers didn't hear his phone ring until the seventh round of the 2013 draft, when the Cowboys were corralling undrafted free agents.

Eric Rogers was in Cowboys camp in 2013 as an undrafted free agent but was cut before the season started.

He went to Oxnard, Calif., where the Cowboys hold training camp, but scratched for reps at the bottom of the depth chart. Three days before the final preseason game, he went up for a ball in a one-on-one drill with fourth-round rookie cornerback B.W. Webb and landed awkwardly on his hip, suffering a pointer. The Cowboys medical staff gave him a numbing shot after practice. Rogers said coaches told him they hadn't seen enough, so he ought to play through it. (The Cowboys declined to comment on Rogers' assertion.) He did, taking pain medication just to get through practice. It wasn't enough. After he was released, the Packers brought him in for a tryout. He never heard back. So he went back to SoCal and figured it was



over. While his agents, Cameron Weiss and Joe Barkett, fished around for opportunities, he took a job packing UPS trucks in Commerce, Calif.

“That was the lowpoint,” he says. “Seven a.m. every day. I didn’t mind the work; I just knew I could play somewhere.”

A fire was lit. He signed with the AFL’s Portland Thunder in 2014, embracing the narrow field and padded walls. There was one spectacular catch, in May against the Arizona Rattlers, that Rogers believed changed his life. He cut to the left corner of the end zone in a game the Thunder would lose by a wide margin and climbed the wall for a too-high pass, vaulting over the camera guy and sending numerous beers into orbit. SportsCenter noticed. Said the late Stuart Scott: “How about Eric? Over the camera guy... the Russian judge gave him a 9.9 on the dismount.”

Six weeks later the Calgary Stampeders and then-assistant general manager John Murphy came calling. Rogers found himself at the bottom of another depth chart, but this time he was ready. He stayed after practice with backup quarterbacks, adjusting to the far-wider CFL fields and a bigger playbook. Then, during the third week of practice, Rogers got a life-changing call. His ex-girlfriend was having his daughter back in California. She and Rogers were on good terms, and he wanted to be there for the birth, but he decided he couldn’t risk it.

“He didn’t tell us about that for months,” Murphy says. “We would’ve let him go see the birth, of course. Later on, he told us he was just scared to death to lose the opportunity.”

Says Rogers: “If I had to do it over I would’ve waited a few weeks before going up to Canada.” Instead, he played special teams for three months, fought for offensive practice reps and kept his mouth shut.

“He’s probably sitting there wondering why he left the arena league. Normally I’m getting calls from the agents or I’ve got the player asking when is he going to play,” Murphy says. “Not with these guys. He just kept working.”

That particular anecdote must have been music to the ears of someone like Chip Kelly, whose bid to build a team-first culture in Philadelphia was derailed by in-fighting, with management taking parting shots at his communication skills.

In November 2014, while Kelly was still in good graces with a playoff-bound Eagles team, the Stampeders entered the Western Division Final with two key injuries among receivers. Rogers sprung to action and delivered three catches for 60 yards and two scores.

“You could see the work he was putting in behind the scenes come alive,” Murphy says. “Time after time the stage wasn’t too big for him. We had to make some difficult choices that offseason.”

The Stampeders parted ways with a popular veteran receiver and put Rogers in the starting lineup in 2015, with spectacular results: 87 catches for 1,448 yards and 10 touchdowns in 17 games. Along the way he built the same kind of cult following he’d attracted at Cal Lutheran as the All-America cafeteria guy. TSN ran a feature playing off his name and agreeable nature—Mr. Rogers’ Neighborhood—complete with button-up sweater.

A total of 23 NFL teams came calling. First he heard from San Francisco (pre-Chip Kelly), Indianapolis, Philadelphia and Miami. Then everybody. Two years after being shuffled out the door in Dallas, Rogers was the most athletic, prolific and sought-after guy in the CFL. How had the Cowboys screwed this up?

“We’re seeing it more and more,” Murphy says. “This new NFL [collective bargaining agreement] cut down the time the teams have with players, and it hurts their evaluation and allows us to get our hands on better players.”



Early in the 2015 season, San Francisco assistant director of pro personnel Quentus Cumby brought Rogers to the attention of Baalke, who immediately put his hat in the ring. "This is a very rare case," Baalke says. "Its not unheard of that small-school players make it in the NFL. But this is a young man who comes out of college not highly coveted, then works his way into the arena league, then up to the CFL, then the NFL. You can't find stories like that."

Kelly, coveter of big receivers, was prepping for a Week 15 game pitting the 6-7 Eagles against the playoff-bound Cardinals when Rogers came to visit. Rogers had a two-hour meeting with Eagles staff that Friday. Kelly was there for the last 30 minutes; most of the head coaches in other cities didn't offer nearly that much face time.

"I wrote that down in my notes," Rogers says. "I was very appreciative of that."

Kelly was canned 13 days later. After the Black Monday firings shook out, Rogers narrowed his choices to the Vikings, Jets and 49ers. He chose San Francisco, located in his home state, an organization that liked him earlier than most, and a coach who had shown, by far, the most interest. With his \$125,000 signing bonus, Rogers back-burnered his student loans (he estimates them to be \$35,000) and bought his mom a black SUV.

When he takes his first NFL snap he will have caught, since his high school graduation, 389 passes for 5,961 yards on three different teams in two countries. He harbors no resentment for the Cowboys, Packers or even the Calgary coaches who failed to unleash him on the CFL for months in the fall of 2014. He joins a team badly in need of wide receivers. More importantly, he joins a team reeling from defections and in desperate need of an identity.

"There were always deficiencies in my game, and there still are," Rogers says. "There are always ways to get better. But a lot of success depends on opportunity. I feel like I'm really getting an honest shot here."



Shayne Skov

Shayne Skov Hosts Football Camp in Mexico with Corey Lemonier

By Tyler Emerick
49ers.com
March 16, 2016

Earlier this year, the NFL announced that it would return to Mexico in 2016 for the first regular season game played south of the border in more than a decade.

But before the Oakland Raiders and Houston Texans square off at Azteca Stadium next fall, a couple San Francisco 49ers traveled to Mexico to promote the game on a grassroots level.

Shayne Skov, a San Francisco native who grew up in Guadalajara and speaks fluent Spanish, recruited fellow 49ers linebacker Corey Lemonier to help host a football camp for kids in Mexico City last weekend.

Skov first learned how to play football in Mexico and returns every year to give back to the community.

"It is difficult to get to the NFL, but we have seen in recent years several Latin players who have had a chance," Skov told a local newspaper. "I believe that with the growth of the sport, we will see more."

The 49ers were involved in the last NFL regular season game in Mexico, a 2005 matchup with the Arizona Cardinals.



Torrey Smith

Torrey Smith reflects on Ali, not afraid to speak his mind

By Matt Maiocco
CSNBayArea.com
June 8, 2016

Nearly four years ago, Torrey Smith met Muhammad Ali.

It was September 2012, and Ali visited the practice facility of the Baltimore Ravens when he was in the area for a fund-raiser. Smith, a second-year NFL player, was thrilled to be in the presence of Ali, the three-time heavyweight champion and a champion of human rights.

"It was awesome," Smith said. "All of us were starstruck. You see Ray Lewis starstruck. Guys were like, 'Man, this is Ali.' He's a greater man, and he means more to all of us out of the ring than in it, and that says a lot about him."

Ali passed away Friday in Phoenix, Arizona. He was 74. Smith posted a photo he took with Ali on social media and wrote the following:

Still can't believe I had the opportunity to meet this man...words can't describe how much I admired his confidence and work outside of the ring...it's important to recognize those who paved a way for you...and those who helped change the way folks view you...Muhammad Ali helped make this world a better place...Thank You!!!! RIP

On Tuesday, Smith said 49ers players and coaches have talked about some of Ali's quotes since getting back together for the final week of the team's offseason workout program.

"Everyone is affected by Ali in some way, shape or form, especially an athlete," Smith said. "And myself as a young, African-American male, I can appreciate everything he's done for, not only other African-Americans, but people in the world, in general.

"Since he's passed away, there've been so many new stories I've read and things I never knew about him."

Smith was born in 1989, eight years after Ali retired from boxing and five years after he was diagnosed with Parkinson's disease. Still, the influence has been great.

As he enters his second season with the 49ers, Smith has made it a priority to be a valuable member of society off the field.

In 2014, he was nominated for the Walter Payton NFL Man of the Year. Smith created the Tevin Jones Memorial Scholarships Fund to provide scholarships for deserving high school seniors. The fund was named in memory of his brother, who passed away in 2012. And the Torrey Smith Foundation provides resources and opportunities for at-risk youth in Baltimore.

And Smith is not shy about speaking his mind via social media on any topic.

Within the past week, Smith has expressed support for the victim of former Stanford swimmer Brock Turner, who was convicted of sexually assaulting an unconscious woman. He has been critical of the judge who sentenced Turner to six months in jail.

Smith has also questioned people who respect presumptive Republican presidential nominee Donald Trump "as a man or a politician."



“Part of it is being myself,” Smith said. “I never want to say anything that’ll put the team in jeopardy. As long as I have a disclaimer in my bio that my thoughts and opinions are not those of the 49ers, I’ll talk about whatever.”

“There will be times when I talk about something on Twitter, and I’ll come in here and have a discussion with Jed (York) about it. Just open dialogue, ‘What do you think about this?’ Things that are going on in society or things that are going on here. It’s pretty cool. It’s all communication, as long as I’m not out here doing anything crazy.”



Torrey Smith

Torrey Smith Walks Runway to Help Animal Shelter

By Tyler Emerick
49ers.com
May 17, 2016

When the Niners signed Torrey Smith to a five-year deal last offseason, general manager Trent Baalke pointed to the wideout's outstanding reputation in the community as one of the reasons the club felt comfortable offering a long-term contract.

"There's not one person that has a negative thing to say about Torrey Smith," Baalke said at the time.

A year later and Smith has certainly lived up to his billing. Since this February alone, the wide receiver has hosted a charity basketball game, delivered supplies to fight the Flint water crisis and donated money to flash-fund school programs in east Baltimore.

This past weekend, Smith was at it again. The 27-year-old, along with his wife, son and nephew, participated in Pawject Runway – a fashion show featuring dogs and cats available for doption.

All proceeds from the event went to benefit the Baltimore Animal Rescue and Care Shelter. Check out photos from the show below.



Torrey Smith

49ers WR Torrey Smith Hosts Annual Charity Basketball Game

By Taylor Price
49ers.com
April 4, 2016

Torrey Smith's football career may have brought him to the Bay Area, but that doesn't mean he's forgotten about where he came from. One of Baltimore's favorite sons returned home this past Saturday for his annual charity basketball game.

The San Francisco 49ers wide receiver was joined by some of his peers around the NFL, including a few former teammates with the Baltimore Ravens. One of those in attendance was Smith's old quarterback, Joe Flacco, who didn't play in the game but showed up to support his friend.

"It's important to be here because of Torrey. He's just an awesome guy," Flacco told the Baltimore Sun. "What he did for this community and what he continues to do — he comes back here a ton — I love Torrey to death.

"He'll always be a part of what I consider Baltimore because we had such a great run together."

All proceeds from the game benefitted the Torrey Smith Foundation, which has the mission of providing Baltimore's youth with the tools they need to identify, unleash and reach their full potential.

"One thing I take a lot of pride in, and I said that when I left, I didn't want to be a guy that is committed to the city when you are there, and then when you leave, you forget about it," said Smith, who also played collegiately at the University of Maryland. "Baltimore is home for us now. To have a fun event like this and also raise money for the foundation, which gives back to kids in the city, is a blessing."

Smith's "red team" won the game, and the host of the event even showed off his athleticism with a few highlight-reel dunks.

The receiver did vow to the 49ers Faithful that next year the event would be scheduled at a time when his current teammates could attend. This year's game was scheduled before San Francisco hired Chip Kelly as head coach, moving the start of the team's offseason program to April 4.

The Ravens website put together a video recap of the event. Here are some other highlights from the game via social media.



Torrey Smith

NFL players Justin Forsett, Torrey Smith help students cope with Flint water crisis

By Eric Woodyard
MLive.com
February 10, 2016

FLINT, MI – Two surprise guests arrived in Miss Jeanette Rousseau's SAT Prep classroom around 11 a.m. at Flint Southwestern Classical Academy.

"Miss J" welcomed NFL players Justin Forsett (Baltimore Ravens) and Torrey Smith (San Francisco 49ers) into Room 30.

The longtime Flint Community Schools English teacher greeted them in her Seattle Seahawks sweatshirt as they motivated and comforted local students in five classrooms dealing with the water crisis.

"It's absolutely wonderful to see all the support from the celebrities taking time out of their life to come out and support a small town," said Rousseau, also respected as NFL running back Thomas Rawls' favorite teacher at Flint Northern.

"Flint is not that big in the grand scale of things, and they're coming and supporting us," she continued.

Newly retired Seahawks running back Marshawn Lynch also was expected to make the trip but had a change of plans at the last minute, according to Forsett.

Southwestern junior Deron Irving-Bey, 16, wasn't afraid to stand up and answer questions about the water crisis from Forsett and Smith in Miss J's class.

"We're living out of a bottle, really," said Irving-Bey, a three-year varsity football player for the Knights.

"I'm glad that people are finally concerned about our problems in Flint," he added. "I'm kind of hurt that things had to get worse for things to get better."

Smith and Forsett also spent time at Flint Northwestern, Loving Hands Adult & Senior Care, and enjoyed lunch at Arby's restaurant – which was broadcasted live on Periscope.

Forsett and Smith were part of nearly two dozen NFL players that donated \$100,000 worth of ShowerPill anti-bacterial body wipes and water to Flint residents. The products are being distributed through the United Way of Genesee County for high schools and senior centers.

Forsett also appeared on Tuesday's ESPN Outside the Lines episode that was devoted entirely to the Flint water crisis. As a former Seahawk, and close friend of Lynch, Forsett said he now sees why Rawls and Mark Ingram of the New Orleans Saints both play with such ferociousness on the field being from Flint. Ingram's mother, Shonda, is in charge of distributing the ShowerPill wipes at Northwestern.

"This is a blue-collar city with a strong work ethic," Forsett said. "Just hearing stories about what kind of guy Thomas Rawls is, and how this guy came in hungry, humble and ready to work since Day 1 in camp when the odds were stacked against him.

"Then Mark with all of his success, you can see that this has definitely affected them in a positive way."

Both Smith and Forsett arrived in town early Wednesday. Their Flint visit started from an old Twitter conversation, and they initially didn't want any media tagging along for the scheduled events.

"Everyone and their mom wanted to come, but we just wanted to keep it personal and keep it genuine," Smith said. "It's not about that."



Riding around town in the snowy, 19-degree weather was humbling to Smith. Being so close to people that are really being affected by toxic water was surreal, but he's committed to being a part of the change.

They both said this won't be their last time coming to Flint.

"Just looking around, you don't know which one of these houses or buildings is affected by this," Smith said. "And more so it makes me mad at the people that are running the place.

"It's just very unfortunate with the poor leadership. We just want to let them know that someone cares and it's not for show."



Jaquiski Tartt

Jaquiski Tartt 'showed them' for Samford in his first NFL season

By Mark Inabinett
AL.com
July 14, 2016

Until the San Francisco 49ers selected safety Jacquiski Tartt with the 46th pick in 2015, the earliest a Samford player had been taken in the NFL Draft was with the 162nd choice, where the New Orleans Saints took cornerback Corey White in 2012.

So it's understandable Tartt thought he would have doubters.

"I feel I had a pretty good year as far as a rookie because I exceeded a lot of expectations," Tartt said. "Just from me being from Samford, I just felt like there were some that didn't think I was able to play on the next level. In my head, I think they thought I would mess up once I got out there and not be able to perform. But I feel like I showed them."

Tartt started eight of 15 games before missing the final contest with an injury. He made 64 tackles, including two sacks, and intercepted a pass. Tartt was on the field for 63.2 percent of San Francisco's defensive plays, which ranked fifth among the 49ers' defensive backs.

"I wish I was able to start the first game of the season, but I wasn't able to," Tartt said. "I was in different packages and played as much as I could."

Tartt's showing perhaps helped former Samford teammate James Bradberry's stock in the 2016 NFL Draft. The Carolina Panthers picked the cornerback in the second round with the 62nd overall choice on April 29.

Tartt and Bradberry are former Alabama prep standouts – Bradberry at Pleasant Grove and Tartt at Davidson in Mobile, although he played football only in his senior season with the Warriors.

"He's a good friend of mine," Tartt said of Bradberry. "Once I got adjusted, I told him, 'You're next.' Once my rookie year was over, I told him, 'It's the same. You've just got to apply yourself, and everything will fall in place.'"

Bradberry isn't Tartt's only good friend in the NFL. When he joined the 49ers, Tartt reunited with former Davidson teammate Jimmie Ward. Also a defensive back, Ward was San Francisco's first-round choice in the 2014 NFL Draft.

"That's my dude," Tartt said of Ward. "It's a great feeling to have him out there with me. I'm not down much, but if I mess up on a few plays or are just not being consistent how I want to, I'm like, 'I'm tripping, man. Get me right. Let me know what I'm doing wrong.' And he's right there to help me out."

Tartt reached his single-game high of seven tackles against the Cleveland Browns on Dec. 13. He made his first NFL interception in that game, too, returning the pick 25 yards.

Tartt said the interception was one of the highlights of his rookie campaign, made more memorable because it came off 2012 Heisman Trophy winner Johnny Manziel.



"Being able to get my first interception off Johnny Manziel, a kid I used to watch every Saturday making so many plays," Tartt said. "And I got an interception off him. It was a crazy feeling. And I was able to hit (running back) Marshawn (Lynch) for a tackle for loss in garbage time when we played the Seattle Seahawks at home. So that felt good."

One reason that Tartt got so much playing time as a rookie was safety Antoine Bethea's injury, which limited him to seven games in 2015. Bethea returns for an 11th NFL season and is projected to return to the starting lineup, paired with Eric Reid. Tartt figures to work as San Francisco's third safety, a position getting more and more field time around the NFL.

"I think, right now, he's just young," San Francisco defensive-backs coach Jeff Hafley told the 49ers' official web site about Tartt. "He hasn't played a lot of football at this level, so we're teaching him the game a little bit. He's another guy who has size, skill set and versatility to do a lot of different things. With him, it's just teaching him, pushing him on the field and working on his fundamentals. Hopefully, we'll be able to develop and use him in a lot of ways. ... He's physical enough to go down in the box. He's shown range to play in deep zones, and he's got coverage ability. He's very explosive."

The 49ers report for training camp at the SAP Performance Facility in Santa Clara, California, on July 30.

Tartt said he's "just taking it day by day, trying to get better every day."

Tartt used his break between San Francisco's offseason program and the start of training camp to hold a free Next Level Football Camp for youngsters in Mobile on Saturday.



Jaquiski Tartt

San Francisco 49ers safety Jaquiski Tartt fulfills goal with free football camp in Mobile

By Mark Inabinett
AL.com
July 8, 2016

Former Davidson High School and Samford standout Jaquiski Tartt knew what he wanted to do if he made it to the NFL, and he's wasted no time putting his plan into action.

Last year, San Francisco selected Tartt in the second round of the NFL Draft, and he started half the 49ers' games as a rookie.

What did Tartt want to do now that he'd made it to the top rung of the football world? Buy a fancy car with a sound system that could be heard on the moon? Purchase a large house with a swimming pool in the shape of his team's logo?

He wanted to hold a free football camp, and that'll take place on Saturday at Herndon/Sage Park.

"Back in college, my friend Jeremy Towns, who played football with me at Samford, he was doing a Next Level Football Camp in Birmingham," Tartt said, "and I helped volunteer one year, and I loved everything about it. I always wanted to do one of those camps just because everything I experienced at that camp made me want to. After I got drafted by the 49ers, I let them know: Probably next summer, I want to do a Next Level Football Camp. So that's how that came about."

The camp for youngsters from 8 to 17 years old will be held from 9 a.m. to 2 p.m. Saturday at Herndon/Sage Park at 2900 Dauphin Street in Mobile. Campers can register online.

Next Level is a group of former college athletes who hope to influence at-risk Alabama youngsters so they make the choices that will get them to the "next level" in their lives.

Tartt said he would have a message for the campers on Saturday.

"I hope they get a lot of motivation and confidence, that whatever they go through in life, they can still have the motivation and confidence to get through it," Tartt said. "For me, I went to a small school. I wasn't heavily recruited. So I can talk to them and let them know it doesn't matter your background or what school you go to, whatever your goal is, you can achieve it no matter what as long as you put God first."

Tartt had an unlikely journey to the NFL. His football "career," which started at Peters Park, appeared over when he stopped playing in the sixth grade. At Davidson, Tartt played basketball.

But he returned to football for his senior season with the Wildcats. That led him to Samford, where he earned All-American recognition in three seasons.

Tartt became the first Samford player to participate in the Senior Bowl back in his hometown. He was the sixth Samford player drafted by the NFL and the earliest pick from the Bulldogs at No. 46 overall.

Tartt's football camp will come with a bonus: He's scheduled to be presented with the key to the city on Saturday.

"It seems like yesterday I was in college my freshman year and they were asking: What will you be doing in five years?" Tartt said. "That was a hard question to answer. What will I be doing in five years? If anybody would have told me I would be getting a key to the city of Mobile, I'd have thought they were crazy. It's a wonderful feeling. It's probably one of the best achievements or awards I've ever received in my life."



Jimmie Ward

Jimmie Ward doing some of everything in San Francisco 49ers' secondary

By Mark Inabinett
AL.com
May 25, 2016

San Francisco defensive back Jimmie Ward doesn't care where he plays in the 49ers' secondary as long as he does.

"As long as I'm on the field, I'm good," Ward said.

Ward was an All-American selection at safety by Sports Illustrated and USA Today as a senior at Northern Illinois. When the former Davidson High School star went to the 49ers with the 30th pick in the 2014 NFL Draft, San Francisco targeted him as a slot or nickel cornerback.

A foot injury cut Ward's rookie season in half. Last season, seeing action at nickel corner and safety, he played in every game, starting half of them. Ward had a three-game stretch in December when he was rated the top cornerback in the NFL by the analytics web site Pro Football Focus, giving up just 10 yards to his receivers and returning an interception for a touchdown.

When San Francisco started its Organized Team Activities last week under a new coaching staff, Ward lined up with the first-team defense as an outside cornerback, then slid into the slot for the 49ers' nickel package. That came after he'd played safety and slot during San Francisco's voluntary minicamp in April.

"I'm a versatile player," Ward said. "I was drafted as a DB, so really I'm just showing how valuable I am as a player. ..."

"It's new coaches, and so they were wanting to see everything I can do. The more you can do, the better off you are. Basically, I'm getting reps everywhere, but I'm working more with the corners and the footwork really to get me right in pressing and man techniques."

Ward had a rough rookie season as he adapted to a new position in the NFL while dealing with an injury. Last season, he had more highlights, including a 29-yard interception return for a touchdown against the Chicago Bears on Dec. 6 and his first career sack against the Cincinnati Bengals on Dec. 20. Ward recorded the sack against former youth football teammate AJ McCarron. They played together for the Municipal Park Raiders in Mobile.

"Just being able to play elite wide receivers and being successful in some of those games really builds confidence up," Ward said of his 2015 campaign. "Coming off a rookie year being hurt and all that, you kind of lose confidence. But I worked real hard, stayed in the film room and tried to build that back up."

Ward won the 2015 Matt Hazeltine Award as San Francisco's most courageous and inspirational defensive player.

On the 49ers, Ward plays with former Davidson High School teammate Jaquiski Tartt, who is a safety. The pair trained together in Gulf Breeze, Fla., during the offseason.

"It's more than just teammates," Ward said of Tartt. "It's more of a brotherhood thing because we talk about stuff on and off the field."