



JACKSONVILLE JAGUARS

VS.

MINNESOTA VIKINGS

2016 NFL WEEK 14 GAME RELEASE

SUNDAY, DEC. 11 | 1:00 P.M. EST | EVERBANK FIELD




TABLE OF CONTENTS

2.....	Media Information
3.....	Game Notes
5.....	Team Comparison
6.....	Series History
8.....	Hometown Heroes
9.....	Bradley Notes
10.....	Coaching Notes
11.....	Offensive Notes
11.....	Nathaniel Hackett
11-13.....	Blake Bortles
12-14.....	Allen Robinson
13.....	Offensive Line
13-14.....	Allen Hurns
14.....	Julius Thomas
14.....	Arrelious Benn
14.....	Marqise Lee
15.....	Defensive Notes
15.....	Paul Posluszny
15-16.....	Telvin Smith
17.....	Malik Jackson
17.....	Tashaun Gipson
17.....	Johnathan Cyprien
17.....	Jalen Ramsey
17.....	Tyson Alualu
18.....	Yannick Ngakoue
18.....	Jarrod Wilson
19.....	Special Teams
19.....	Jason Myers
19.....	Brad Nortman
19.....	Marqise Lee
20.....	Last Time It Happened
22.....	Jaguars 2016 Report
24.....	Vikings 2016 Report

Back Portion of Release

Roster Information
2016 Statistics
Player Bios
Game Summaries
Year-by-Year Statistics
Jaguars Record Book
League Statistics





FOR IMMEDIATE RELEASE

TUESDAY, DEC. 6, 2016



JACKSONVILLE JAGUARS (2-10) vs. MINNESOTA VIKINGS (6-6)

SUNDAY, DEC. 11, 2016 • 1:00 P.M. EST • EVERBANK FIELD (64,428)



Tad Dickman - Sr. Manager, Public Relations • Amanda Holt - Business Public Relations Strategy Manager • Alex Brooks - Public Relations Coordinator
 Andy Esworthy - Public Relations Assistant • Gaby Moran - Public Relations Assistant • Dan Edwards - Senior Vice President, Communications

THE OVERVIEW

The Jacksonville Jaguars (2-10) host the Minnesota Vikings (6-6) on Sunday, Dec. 11 at 1 p.m. EST at EverBank Field on Homecoming Weekend. The Jaguars have faced the Vikings five times in the regular season, with Minnesota leading the series, 4-1. In their last meeting, the Vikings defeated the Jaguars in Minneapolis, 26-23, in Week 1 of the 2012 regular season opener. The Jaguars have a 0-1 record when facing the Vikings at home. The only time the two teams squared off at EverBank Field was when Minnesota defeated Jacksonville, 30-12, on Nov. 30, 2008.

JAGUARS DEFENSE MOVE INTO TOP-FIVE

The Jaguars have improved defensively in several categories during the 2016 season. After promoting **Todd Wash** to defensive coordinator on Jan. 22, 2016, the Jaguars added six new starters to their defense, including DL **Malik Jackson**, S **Tashaun Gipson**, and CB **Prince Amukamara** through free agency and CB **Jalen Ramsey**, LB **Myles Jack** and DE **Yannick Ngakoue** in the first three rounds of the NFL Draft. After finishing the 2015 season ranked 24th in total defense, the Jaguars have moved up to fourth in total defense through Week 13 of the 2016 season, including a pass defense that has ascended to second in the NFL. Entering Week 14, the Jaguars defense rank fourth ranking in yards per game, second in passing yards per game and 17th in third down percentage, which are all highs for the season (in-depth chart is on Page 15).

JAGUARS HOLD BRONCOS TO 206 TOTAL NET YARDS

In Week 13, the Jaguars held the Broncos to 206 total net yards and Denver's rookie QB **Paxton Lynch** completed just 12 passes for 104 yards. The Broncos' 206 total net yards were the fewest the Jaguars defense has allowed this season and the fewest the unit has allowed since holding Baltimore to 146 total net yards in Week 7 of the 2011 season. The Jaguars' Week 13 performance vs. Denver (206 total net yards allowed) marked the third time in the last 10 seasons that the Jaguars defense has held an opponent to fewer than 207 yards (146 vs. Baltimore on 10/24/11; 149 vs. Carolina on 12/09/07).

Limiting the Broncos to 102 net passing yards moved the Jaguars up to No. 2 in opponents' passing yards per game (195.8). Jacksonville's Week 13 performance vs. Denver (102 net passing yards allowed) marked the 16th time in franchise history that the team's defense had held an opponent to 102 or fewer net passing yards, and the second time in the last four games (Houston totaled 92 net passing yards in Week 10). Over the last four games, the pass defense has allowed an average of 153 net passing yards per game (102 vs. Denver, 151 at Buffalo, 263 at Detroit, 92 vs. Houston).

DO IT ALL, TELVIN

Jaguars third-year OLB **Telvin Smith**, who was selected in the fifth round of the 2014 NFL Draft, has appeared in 42 career games and has totaled 321 tackles (245 solo), 5.5 sacks, three forced fumbles, three fumble recoveries and two INTs, including one INT returned for a TD. Smith joins Tampa Bay's **Lavonte David** as the only two players in the NFL that have totaled 320-plus tackles, three-plus forced fumbles and three-plus fumble recoveries over the past three seasons. Smith leads all NFL linebackers and ranks fourth in the league with 13 tackles for loss this season.

In Week 13 against Denver, Smith tied for the team-lead with six tackles (MLB **Paul Posluszny** also registered six tackles), including a sack on Broncos QB **Paxton Lynch**. It was Smith's first sack of the season and his first since registering 2.0 sacks at Tennessee on Dec. 6, 2015. Smith has now registered five or more tackles in 32 consecutive games, the second-longest active streak in the NFL.

HOMECOMING WEEKEND

The Jacksonville Jaguars will honor former wide receiver **Jimmy Smith** with induction into the Pride of the Jaguars at halftime this Sunday. The game will also serve as the team's annual Homecoming game, with more than 60 Jaguars alumni on hand to reunite and recognize Smith. In becoming the newest Pride inductee, Smith will join OT **Tony Boselli**, who was inducted in 2006, former owners **Wayne** and **Delores Weaver** (2012), RB **Fred Taylor** (2012), and QB **Mark Brunell** (2013).

ON THE CALL

TV BROADCAST INFORMATION: This week's game will be broadcast regionally on FOX and locally on WFOX 30. **Kenny Albert** will handle the play-by-play duties with **Daryl Johnston** providing analysis. **Laura Okmin** will report from the sidelines.

LOCAL RADIO BROADCAST INFORMATION: WJXL 1010-AM/92.5-FM continues as the team's radio broadcast partner in 2016, along with simulcast partner WGNE 99.9-FM. Jaguars radio broadcasts feature play-by-play announcer **Frank Frangie** joining former Jaguars **Jeff Lageman** and **Tony Boselli** in the booth, with **Rick Ballou** reporting from the sidelines. Jaguars.com reporter **J.P. Shadrick** co-hosts game day studio coverage alongside **Mike Dempsey** for the Jaguars radio network. The Publix tailgate show starts the gameday broadcast three hours prior to kickoff.

MEDIA SCHEDULE

Wednesday, Dec. 7

11:45 a.m. QB **Blake Bortles** available in TV studio
 11:50-12:35 p.m. Locker room open for interviews
 12:35 p.m. DC **Todd Wash** available in TV studio
 1:00-1:25 p.m. Practice open to media
 3:00 p.m. Head Coach **Gus Bradley** available in TV studio

WEDNESDAY CONFERENCE CALLS

Vikings: HC **Mike Zimmer** at 10:45 a.m., QB **Sam Bradford** at 3:40 p.m.
 Jaguars: HC **Gus Bradley** at 10:30 a.m., QB **Blake Bortles** at 3:05 p.m.

Thursday, Dec. 8

10:30 a.m. OC **Nathaniel Hackett** available in TV studio
 11:40-12:00 p.m. Practice open to media
 1:30 p.m. Head Coach **Gus Bradley** available in TV studio
 1:35-2:20 p.m. Locker room open for interviews

Friday, Dec. 9

10:00-10:20 a.m. Practice open to media
 11:05 a.m. Head Coach **Gus Bradley** available in TV studio
 11:10-12:00 p.m. Locker room open for interviews

Saturday, Dec. 10

(No media availability)

Sunday, Dec. 11

1:00 p.m. Kickoff vs. Minnesota Vikings

DIVISION STANDINGS

Team	W	L	T	PF	PA	Home	Road	Div	Conf	Streak
Texans	6	6	0	207	257	5-1	1-5	3-0	4-4	3L
Colts	6	6	0	311	311	3-3	3-3	2-2	4-5	1W
Titans	6	6	0	308	296	3-3	3-3	1-3	3-5	1W
Jaguars	2	10	0	224	313	1-5	1-5	1-2	1-8	7L

MEDIA INFORMATION



2016 SCHEDULE (2-10)

Date	Opponent	Time/Result
Sun. Sept. 11	GREEN BAY PACKERS	L, 27-23
Sun. Sept. 18	at San Diego Chargers	L, 38-14
Sun. Sept. 25	BALTIMORE RAVENS	L, 19-17
Sun. Oct. 2	INDIANAPOLIS COLTS	W, 30-27
Sun. Oct. 9	BYE WEEK	
Sun. Oct. 16	at Chicago Bears	W, 17-16
Sun. Oct. 23	OAKLAND RAIDERS	L, 33-16
Thur. Oct. 27	at Tennessee Titans	L, 36-22
Sun. Nov. 6	at Kansas City Chiefs	L, 19-14
Sun. Nov. 13	HOUSTON TEXANS	L, 24-21
Sun. Nov. 20	at Detroit Lions	L, 26-19
Sun. Nov. 27	at Buffalo Bills	L, 28-21
Sun. Dec. 4	DENVER BRONCOS	L, 20-10
Sun. Dec. 11	MINNESOTA VIKINGS	1:00 p.m. (FOX)
Sun. Dec. 18	at Houston Texans	1:00 p.m. (CBS)
Sat. Dec. 24	TENNESSEE TITANS	1:00 p.m. (CBS)
Sun. Jan. 1	at Indianapolis Colts	1:00 p.m. (CBS)

All Game Times Eastern • Bold games: HOME



NFL SCHEDULE

Week 14 Thursday, December 8

Oakland at Kansas City 8:25 PM

Sunday, December 11

Pittsburgh at Buffalo 1:00 PM
 San Diego at Carolina 1:00 PM
 Cincinnati at Cleveland 1:00 PM
 Chicago at Detroit 1:00 PM
 Houston at Indianapolis 1:00 PM
Minnesota at Jacksonville 1:00 PM
 Arizona at Miami 1:00 PM
 Washington at Philadelphia 1:00 PM
 Denver at Tennessee 1:00 PM
 New York Jets at San Francisco 4:05 PM
 Seattle at Green Bay 4:25 PM
 Atlanta at Los Angeles 4:25 PM
 New Orleans at Tampa Bay 4:25 PM
 Dallas at New York Giants 8:30 PM

Monday, December 12

Baltimore at New England 8:30 PM

All Game Times Eastern



PRONUNCIATION GUIDE

Tyson Alualu	AH-loo AH-loo
Prince Amukamara	ah-MOO-kah-MAR-uh
A.J. Cann	CAN
Johnathan Cyprien	SIP-ree-en
Tashaun Gipson	tuh-SHAWN
Davon House	duh-VON
Abry Jones	A-bree
Yannick Ngakoue	yah-NEEK in-GAH-kway
Jared Odrick	ODD-rick
Jermey Parnell	Jeremy
Paul Posluszny	puz-LUZ-nee
Jeremiah Poutasi	po-tah-cee
Hayes Pullard III	puh-LARD
Robert Saleh	SAHL-uh
Dan Skuta	SKOO-tuh
Jarrod Wilson	Jared



RADIO AFFILIATES (17)

WJXL 1010 AM/92.5 FM Jacksonville (flagship)

Station	City	AM/FM	Station	City	AM/FM
WGNE	Jacksonville	99.9 FM	WIXC	Melbourne	1060 AM
WFOY	St. Augustine	102.1 FM	WBAW	Savannah, GA	1400 AM
WRUF	Gainesville	850 AM	WHFX	Brunswick, GA	107.7 FM
WHOG	Daytona Beach	95.7 FM	WIFO	Jesup, GA	105.5 FM
WDBO	Orlando	96.5 FM	WJEM	Valdosta, GA	1150 AM
WJHC	Jasper	107.5 FM	WKBX	Kingsland, GA	106.3 FM
WGLF	Tallahassee	104 FM	WZBX	Statesboro, GA	106.5 FM
WNZF	Palm Coast	1550 AM	WAYX	Waycross, GA	96.3 FM



TV AFFILIATES (12)

WJXT4 Jacksonville (flagship)

Station	City	Station	City
WSAV	Savannah, GA	WTAT	Charleston, S.C.
WJTC	Mobile, AL	WTVM	Columbus, GA
WJHG	Panama City	WNBW	Gainesville
WTVY	Dothan, AL	WYIC	Montgomery, AL
WCTV	Tallahassee	WKMG	Orlando
WSWG	Albany, GA		



JAGUARS MEDIA

The Jaguars Public Relations department utilizes Jaguars.com/media to keep the media up-to-date with relevant materials. At this site, you will find press releases, weekly game releases, transcripts, updated player biographies, results, game books, as well as the 2016 Jaguars media guide. For a PDF version of the media guide, please visit: <http://prod.static.jaguars.clubs.nfl.com/assets/PDFs/MediaGuide/Jacksonville-Jaguars2016MediaGuide.pdf>

To be added to the Jaguars distribution list, please email **Gaby Moran** (morang@nfl.jaguars.com).



2016 WEEKLY BROADCAST LINEUP

DAY	SHOW NAME	SHOW HOSTS	TIME	STATION
Monday	Jaguars Monday presented by Kangaroo	J.P. Shadrick, Tony Boselli, Pete Prisco	6-8 p.m.	1010 XL, 92.5, 99.9
	Jaguars All Access	Sam Kouvaris, Jeff Lageman, Bryan Walters	7-7:30 p.m.	WJXT-TV
Wednesday	Jaguars Live		8-8:30 p.m.	WJXT-TV
Thursday	The Gus Bradley Show	Gus Bradley, Jeff Lageman	6-7 p.m.	1010XL, 92.5, 99.9
	Jaguars Thursday presented by Kangaroo	J.P. Shadrick, Jeff Lageman, Tony Boselli	7-8 p.m.	1010XL, 92.5, 99.9
Saturday Game day	Jaguars Weekend		10:30-11 p.m.	WJXT-TV
	Publix Tailgate Show	J.P. Shadrick, Mike Dempsey, others	3 hours before game	1010 XL, 92.5, 99.9
	Countdown to Kickoff	J.P. Shadrick, Mike Dempsey, others	1 hour before game	1010 XL, 92.5, 99.9
	Jaguars Game Day	Frank Frangie, Jeff Lageman, Tony Boselli, Rick Ballou		1010 XL, 92.5, 99.9
	Jaguars Postgame	J.P. Shadrick, Mike Dempsey, Jeff Lageman, Fred Taylor	Postgame	1010 XL, 92.5, 99.9
Scoreboard Show	J.P. Shadrick, Mike Dempsey		1 hour after game ends	1010 XL, 92.5, 99.9

GAME NOTES

BY THE NUMBERS

326

With six tackles (six solo) against Denver in Week 13, Jaguars third-year OLB **Telvin Smith** has now totaled 326 tackles (249 solo) in his career. In the last 15 seasons, Smith has the most tackles by an NFL player drafted in the fifth round-or-later through his first three seasons.

47

Last Sunday, K **Jason Myers** converted a 47-yard FG to give the Jaguars a 3-0 lead. Myers has made 16-of-19 FGs (84.2 pct.) in 2016. For his career, Myers is 42-of-49 on FGs (85.7 pct.), including 17-of-23 from 40-plus yards (73.9 pct.).

24

Through Week 13, the Jaguars have given up 24 sacks, which is 12 fewer than this point last season (36 sacks allowed through Week 13 in 2015) and 26 fewer than this point in 2014 (50 sacks allowed through Week 13). The Jaguars are allowing two sacks-per-game (24 sacks allowed through 12 games) and are on-pace to finish the season with 36 sacks allowed, which would be the fewest sacks allowed by the Jaguars since allowing 31 sacks in 2007.

22

Last Sunday in the fourth quarter, QB **Blake Bortles** ran for 22 yards to score against the Broncos. Bortles' 22-yard rushing TD was the fourth-longest rushing TD by a Jaguars QB in franchise history.

7.7%

In Week 13, the Broncos finished 1 of 13 (7.7%) on third down, marking the second time the Jaguars defense has allowed just one third down conversion in a game this season (Kansas City finished 1 of 14 on third down in Week 9).

JAGUARS MILESTONES

DE **Yannick Ngakoue** needs 1.0 sack to tie **Tony Brackens'** franchise rookie sack record (7.0) that was set in 1996. Below is a look at other Jaguars milestones on the horizon:

- S **Tashaun Gipson** needs one INT to register his fourth consecutive season with multiple INTs.
- WR **Marqise Lee** has registered 50-plus receiving yards in five of his past eight games entering Week 14 vs. Minnesota. Lee registered 50-plus receiving yards five times over his first 23 appearances from 2014-15.
- DL **Malik Jackson** needs 2.0 sacks to register a career high in sacks in a season (6.0, 2013).
- MLB **Paul Posluszny** needs two tackles (98) to reach 100 tackles this season, marking his eighth season with 100-plus tackles.
- OLB **Telvin Smith** and MLB **Paul Posluszny** need at least five tackles each on Sunday against Minnesota to extend their consecutive games with five-plus tackles to 33 games (Smith) and 28 games (Posluszny).

2016 NFL STANDINGS

AFC East

Team	W	L	T	PF	PA	Home	Road	Div	Conf	Streak
Patriots	10	2	0	319	207	4-2	6-0	3-1	7-1	3W
Dolphins	7	5	0	255	278	5-1	2-4	2-1	5-4	1L
Bills	6	6	0	305	274	3-2	3-4	1-3	3-5	1L
Jets	3	9	0	206	307	1-5	2-4	1-2	3-6	4L

AFC North

Team	W	L	T	PF	PA	Home	Road	Div	Conf	Streak
Ravens	7	5	0	256	207	5-2	2-3	4-0	7-2	2W
Steelers	7	5	0	290	236	4-2	3-3	2-1	5-3	3W
Bengals	4	7	1	245	259	3-2-1	1-5	1-2	3-5	1W
Browns	0	12	0	197	352	0-6	0-6	0-4	0-8	12L

AFC South

Team	W	L	T	PF	PA	Home	Road	Div	Conf	Streak
Texans	6	6	0	207	257	5-1	1-5	3-0	4-4	3L
Colts	6	6	0	311	311	3-3	3-3	2-2	4-5	1W
Titans	6	6	0	308	296	3-3	3-3	1-3	3-5	1W
Jaguars	2	10	0	224	313	1-5	1-5	1-2	1-8	7L

AFC West

Team	W	L	T	PF	PA	Home	Road	Div	Conf	Streak
Raiders	10	2	0	345	299	5-2	5-0	2-1	7-1	6W
Chiefs	9	3	0	281	242	4-1	5-2	3-0	6-2	2W
Broncos	8	4	0	286	229	4-2	4-2	1-3	5-3	1W
Chargers	5	7	0	334	319	3-3	2-4	1-3	4-5	1L

NFC East

Team	W	L	T	PF	PA	Home	Road	Div	Conf	Streak
Cowboys	11	1	0	333	228	5-1	6-0	3-1	7-1	11W
Giants	8	4	0	245	237	5-1	3-3	2-1	5-3	1L
Redskins	6	5	1	303	295	4-2	2-3-1	2-2	4-4	2L
Eagles	5	7	0	268	245	4-1	1-6	0-3	3-6	3L

NFC North

Team	W	L	T	PF	PA	Home	Road	Div	Conf	Streak
Lions	8	4	0	275	251	5-1	3-3	2-2	6-2	4W
Vikings	6	6	0	233	209	4-2	2-4	1-3	4-6	2L
Packers	6	6	0	295	302	4-2	2-4	2-1	4-4	2W
Bears	3	9	0	204	270	3-3	0-6	2-1	3-5	1W

NFC South

Team	W	L	T	PF	PA	Home	Road	Div	Conf	Streak
Falcons	7	5	0	386	331	3-3	4-2	3-1	5-3	1L
Buccaneers	7	5	0	277	285	2-4	5-1	2-1	5-3	4W
Saints	5	7	0	347	335	3-4	2-3	1-2	4-4	1L
Panthers	4	8	0	283	321	3-3	1-5	1-3	4-5	2L

NFC West

Team	W	L	T	PF	PA	Home	Road	Div	Conf	Streak
Seahawks	8	3	1	264	194	6-0	2-3-1	1-1-14-3-1		1W
Cardinals	5	6	1	276	251	4-2-1	1-4	2-1-14-4-1		1W
Rams	4	8	0	180	262	1-4	3-4	2-1	3-5	3L
49ers	1	11	0	234	370	1-5	0-6	1-3	1-8	11L

2016 TEAM CAPTAINS

Third-year QB **Blake Bortles**, who set multiple franchise records in 2015, serves as the team's offensive captain for the second consecutive season. On defense, 10th-year LB **Paul Posluszny**, who has amassed 1,299 tackles in 125 games (all starts), serves as Jacksonville's defensive captain for the third consecutive season. For the special teams unit, LS **Carson Tinker** serves as the captain for the first time in his career. Tinker has played in all 61 games to begin his career.

GAME NOTES

2016 ROSTER FACTS

Oldest Jaguars Player: Chad Henne, 31, 7/2/85

Youngest Jaguars Player: Myles Jack, 21, 9/3/95

Heaviest Jaguars Player: Jermeay Parnell, 323

Lightest Jaguars Player: Peyton Thompson, 189

Tallest Jaguars Player: Brandon Linder & Jermeay Parnell, 6-6

Shortest Jaguars Player: Jason Myers & Josh Johnson, 5-10

Coaches who played football professionally: Doug Marrone (assistant head coach-offense & offensive line coach), Ron Middleton (tight ends coach/ assistant special teams coach), Tom Myslinski (strength and conditioning coordinator), Cedric Scott (assistant strength and conditioning coach), DeWayne Walker (defensive backs coach)

Most seasons with the Jaguars: Tyson Alualu, 7th season

Most NFL Seasons: Paul Posluszny, 10th season

College with the most Jaguars: Penn State, 4 – WR Allen Robinson, Paul Posluszny, DL Jared Odrick, DT Jordan Hill; Michigan, 3 – QB Chad Henne, RB Denard Robinson, S Jarrod Wilson

Former 1st round picks: 6 – DE Tyson Alualu (2010 – Jaguars), DL Jared Odrick (2010 – Dolphins), CB Prince Amukamara (2011 – Giants), QB Blake Bortles (Jaguars – 2014), Dante Fowler Jr. (Jaguars – 2015), CB Jalen Ramsey (2016 – Jaguars)

Players with Super Bowl rings: 4 – CB Prince Amukamara, LB Arthur Brown, DL Malik Jackson, WR Bryan Walters

JAGUARS/VIKINGS REG. SEASON SERIES BREAKDOWN

Series Meetings:	5
Jaguars' Record:	1-4 (Home: 0-1/ Away 1-3)
First Game:	at MIN 50, JAX 10 (12/20/98)
Last Game:	at MIN 26, JAX 23 (9/09/12)
Current Streak:	3 Losses
Longest JAX Win Streak:	None
Longest MIN Win Streak:	3 (11/28/04 – 09/09/12)
Last JAX Home Win:	None
Last JAX Home Loss:	(11/23/08): MIN 30, at JAX 12
Last JAX Road Win:	(12/23/01): at MIN 3, JAX 33
Last JAX Road Loss:	(9/09/12) at MIN 26, JAX 23
JAX Shutouts:	None
MIN Shutouts:	None
Most JAX points:	33, (12/23/01): at MIN 3, JAX 33
Most MIN points:	50, (12/20/98): at MIN 50, JAX 10
Total JAX points:	94
Total MIN points:	136
Average JAX points:	18.8
Average MIN points:	27.2
Largest JAX Win:	30, (12/23/01): at MIN 3, JAX 33
Largest MIN Win:	40, (12/20/98): at MIN 50, JAX 10
Most Pts., Both Teams:	60, (12/20/98)
Fewest Pts., Both Teams:	42, (11/23/08): at JAX 12, MIN 30

JAGUARS/VIKINGS 2016 TEAM COMPARISONS

*All based on NFL Rankings

	Jaguars	Vikings
Record	2-10	6-6
Division Standing	4th (AFCN)	2nd (NFCN)
Turnover Margin	-18 (32nd)	+13 (2nd)
Offense		
Yds Per Game	334.1 (22nd)	296.8 (31st)
Yds Per Play	5.03 (28th)	4.74 (31st)
Points Per Game	18.7 (27th)	19.4 (26th)
Possession Average	29:20 (T23rd)	30:55 (10th)
Rushing Yds Per Game	101.1 (17th)	72.4 (32nd)
Passing Yds Per Game	233.0 (31st)	224.4 (25th)
Had Intercepted	15	3
Sacks Allowed/Yards	24/134	29/211
Fumbles/Lost	19/10	14/6
Third Down Pct.	36.2% (25th)	38.6% (18th)
Red Zone TD Pct.	62.5% (8th)	45.7% (28th)
Give-Aways	25	9
Defense		
Yds Per Game	311.3 (4th)	303.4 (3rd)
Yds Per Play	4.95 (5th)	4.90 (3rd)
Points Per Game	26.1 (26th)	17.4 (4th)
Rushing Yds Per Game	115.6 (24th)	103.5 (17th)
Passing Yds Per Game	195.8 (2nd)	199.9 (4th)
Interceptions	3	12
Sacks/Yards	26/134	31/235
Opponents Fumbles/Lost	11/4	18/10
Third Down Pct.	39.4% (17th)	37.4% (6th)
Red Zone TD Pct.	55.0% (16th)	54.8% (15th)
Take-Aways	7	22
Special Teams		
Punt-Average Yds (Gross)	46.3	43.1
Punt-Average Yds (Net)	38.3	40.0
Punt Returns-Avg. Per	6.0	9.7
Punt Returns-Avg. Per Allowed	13.8	7.1
Kickoff Returns-Avg. Per	21.4	26.8
Kickoff Returns-Avg. Per Allowed	18.4	26.3
Field Goals Made/Attempts	15/19	18/22
Penalties		
Penalties Against/Yds	91/874	80/677
Opp. Penalties Against/Yd	78/700	71/586

JAGUARS-VIKINGS CONNECTIONS

Player Connections

Vikings OL **Rashod Hill** was initially selected by the Jaguars as a rookie free agent last May and on Jacksonville's practice squad until Minnesota signed him to their 53-man roster during Week 11 this season. Hill was born and raised in Jacksonville.

2016 TEAM COMPARISON

JACKSONVILLE JAGUARS

VIKINGS

STATISTIC	JAX	OPP
TOTAL FIRST DOWNS	246	217
Rushing	56	74
Passing	161	116
Penalty	29	27
3rd Down: Made/Att	60/166	69/175
3rd Down Pct.	36.1%	39.4%
4th Down: Made/Att	6/14	5/9
4th Down Pct.	42.9%	55.6%
POSSESSION AVG.	29:20	30:40
TOTAL NET YARDS	4,009	3,736
Avg. Per Game	334.1	311.3
Total Plays	797	755
Avg. Per Play	5.0	4.9
NET YARDS RUSHING	1,213	1,387
Avg. Per Game	101.1	115.6
Total Rushes	290	344
NET YARDS PASSING	2,796	2,349
Avg. Per Game	233.0	195.8
Sacked/Yards Lost	24/134	26/134
Gross Yards	2,930	2,483
Attempts/Completions	483/282	385/247
Completion Pct.	58.4%	64.2%
Had Intercepted	15	3
PUNTS/AVERAGE	60/46.3	64/46.7
NET PUNTING AVG.	38.3	42.7
PENALTIES/YARDS	91/874	78/700
FUMBLES/BALL LOST	19/10	11/4
TOUCHDOWNS	25	33
Rushing	5	14
Passing	20	15
Returns	0	4

STATISTIC	MIN	OPP
TOTAL FIRST DOWNS	218	221
Rushing	52	64
Passing	145	134
Penalty	21	23
3rd Down: Made/Att	64/166	58/155
3rd Down Pct.	38.6%	36.9%
4th Down: Made/Att	5/12	1/10
4th Down Pct.	41.7%	10.0%
POSSESSION AVG.	30:55	29:05
TOTAL NET YARDS	3,562	3,641
Avg. Per Game	296.8	303.4
Total Plays	751	743
Avg. Per Play	4.7	4.9
NET YARDS RUSHING	869	1,242
Avg. Per Game	72.4	103.5
Total Rushes	294	288
NET YARDS PASSING	2,693	2,399
Avg. Per Game	224.4	199.9
Sacked/Yards Lost	29/211	31/235
Gross Yards	2,904	2,634
Attempts/Completions	428/299	424/247
Completion Pct.	69.9%	58.3%
Had Intercepted	3	12
PUNTS/AVERAGE	63/43.1	56/46.4
NET PUNTING AVG.	40.0	40.3
PENALTIES/YARDS	80/677	71/586
FUMBLES/BALL LOST	14/6	18/10
TOUCHDOWNS	26	21
Rushing	7	6
Passing	13	14
Returns	6	1

2016 OFFENSIVE LEADERS		
Category	Player	Total
Scoring	Jason Myers	70
Pass Completions	Blake Bortles	282
Pass Attempts	Blake Bortles	483
Completion Pct.	Blake Bortles	58.4%
Passing Yards	Blake Bortles	2,930
Passing TDs	Blake Bortles	20
Passing INTs	Blake Bortles	15
Passer Rating	Blake Bortles	76.9
Yards Per Attempt	Blake Bortles	6.1
Rushes	T.J. Yeldon	103
Rushing Yards	T.J. Yeldon	373
Rushing Avg.	Chris Ivory	3.8
Rushing TDs	C. Ivory, B. Bortles	2
Receptions	Allen Robinson	56
Receiving Yards	Allen Robinson	622
Reception Avg.	Marqise Lee	12.6
Receiving TDs	Allen Robinson	6

2016 OFFENSIVE LEADERS		
Category	Player	Total
Scoring	K. Rudolph, M. Asiata	30
Pass Completions	Sam Bradford	280
Pass Attempts	Sam Bradford	393
Completion Pct.	Sam Bradford	71.2%
Passing Yards	Sam Bradford	2,662
Passing TDs	Sam Bradford	13
Passing INTs	Sam Bradford	3
Passer Rating	Sam Bradford	97.5
Yards Per Attempt	Sam Bradford	6.8
Rushes	Jerick McKinnon	115
Rushing Yards	Jerick McKinnon	357
Rushing Avg.	Matt Asiata	3.3
Rushing TDs	Matt Asiata	5
Receptions	Stefon Diggs	75
Receiving Yards	Stefon Diggs	806
Reception Avg.	Stefon Diggs	10.7
Receiving TDs	Kyle Rudolph	5

SERIES HISTORY



MINNESOTA VIKINGS 26, JACKSONVILLE JAGUARS 23
Sept. 9, 2012 • Mall of America Field • Minneapolis, MN



	1	2	3	4	OT	TOTAL	FG (MADE) & MISSED
JACKSONVILLE JAGUARS	3	6	3	11	0	23	Scobee (19) (26) (47)
MINNESOTA VIKINGS	0	7	7	9	3	26	Walsh (20) (42) (55) (38)

In the first game under Head Coach Mike Mularkey the Jaguars started strong, came from behind to take the lead in the final minute, then lost in overtime to the Vikings. On its first possession of the new season the Jaguars offense marched 77 yards in 17 plays, consuming more than half of the first quarter, but was forced to settle for a field goal after reaching the Minnesota one. The Jacksonville defense started equally well, forcing four punts on the Vikings' first four possessions, but Minnesota scored on an Adiran Peterson run with 41 seconds left in the half to narrow the Jaguars' lead to 9-7. The Minnesota momentum continued in the third quarter when the Vikings recovered a muffed snap and then moved 44 yards in four plays to take a 14-9 lead over Peterson's second touchdown run. The Jaguars got a turnover on the next Minnesota possession when Terrance Knighton forced a Christian Ponder fumble and C.J. Mosley recovered, setting up a 26-yard Josh Scobee field goal which made it 14-12. A wild fourth quarter included five scores, with three consecutive possessions ending in field goals - two by the Vikings' rookie Blair Walsh and a 47-yarder by Scobee. Trailing 20-15 with 1:18 remaining and no time outs, the Jaguars marched 76 yards in six plays with Blaine Gabbert completing four passes including a 39-yard touchdown strike to Cecil Shorts. The touchdown and a two-point conversion pass from Gabbert to rookie Justin Blackmon gave the Jaguars a 23-20 lead with 20 seconds left. Minnesota took advantage of a short kickoff to start at its 31-yard line with 14 seconds remaining. Ponder completed passes for 26 and six yards to reach the Jacksonville 37, from where Walsh booted a 55-yard field go to tie it at 23-23 as time expired in regulation. In overtime the Vikings used eight plays to go 55 yards, setting up Walsh's fourth field goal from 38 yards. The Vikings defense then held as teh Jaguars failed to convert a first down.

Team	Q	Time	Scoring Play	Drive
JAX	1	2:52	J. Scobee 19 yd. Field Goal	17-77, 9:22
JAX	2	5:21	M. Lewis 1 yd. from B. Gabbert (kick blocked)	11-78, 7:09
MIN	2	0:41	A. Peterson 3 yd. run (B. Walsh kick)	7-59, 1:47
MIN	3	9:42	A. peterson 2 yd. run (B. Walsh kick)	4-44, 1:54
JAX	3	4:40	J. Scobee 26 yd. Field Goal	4-8, 1:25
MIN	4	14:09	B. Walsh 20 yd. Field Goal	11-75, 5:31
JAX	4	9:35	J. Scobee 47 yd. Field Goal	10-51, 4:34
MIN	4	5:33	B. Walsh 42 Field Goal	9-57, 4:02
JAX	4	0:20	C. Shorts 39 yd. pass from B. Gabbert (Gabbert-Blackmon pass)	6-76, 0:58
MIN	4	0:00	B. Walsh 55 yd. Field Goal	3-32, 0:20
MIN	5	11:06	B. Walsh 38 yd. Field Goal	8-55, 3:54

TEAM STATS

	MIN	JAX
First Downs (Run-Pass-Pen)	20 (6-14-0)	22(7-12-3)
Total Yards-Plays-Avg.	389-58-6.7	355-75-4.7
Rushing Yards-Attempts-Avg.	123-29-4.2	113-34-3.3
Net Yards Passing (Sacked-Yds)	266 (2-4)	242 (2-18)
Att-Comp-Int	27-20-0	39-23-0
Third Down Conversions (%)	2-10 (20%)	9-18 (50%)
Fourth Down Conversions (%)	0-0 (0%)	1-2 (50%)
Punts-Avg.	5-48.4	4-53.5
Fumbles-Lost	1-1	3-1
Penalties-Yards	5-47	4-25
Time of Possession	27:05	37:49

INDIVIDUAL STATS

JAGUARS							VIKINGS										
RUSHING	ATT	YDS	AVG	LG	TD		RUSHING	ATT	YDS	AVG	LG	TD					
M. Jones-Drew	19	77	4.1	11	0		A. Peterson	17	84	4.9	20	2					
R. Jennings	8	31	3.9	10	0		P. Harvin	5	20	4.0	9	0					
B. Gabbert	5	6	1.2	4	0		T. Gerhart	6	18	3.0	7	0					
J. Parmele	1	0	0.0	0	0		C. Ponder	1	1	1.0	1	0					
M. Thomas	1	-1	-1.0	-1	0		Total	29	123	4.2	20	2					
Total	34	113	3.3	11	0												
PASSING	ATT	CMP	YDS	SK/YD	TD	LG	IN	RT	PASSING	ATT	CMP	YDS	SK/YD	TD	LG	IN	RT
B. Gabbert	39	23	260	2/18	2	39	0	96.1	C. Ponder	27	20	270	2/4	0	29	0	105.5
Total	39	23	260	2/18	2	39	0	96.1	Total	27	20	270	2/4	0	29	0	105.5
RECEIVING	REC	YDS	AVG	LG	TD		RECEIVING	REC	YDS	AVG	LG	TD					
L. Robinson	5	66	13.2	26	0		P. Harvin	6	84	14.0	20	0					
M. Lewis	5	52	10.4	18	1		K. Rudolph	5	67	13.4	29	0					
C.Shorts	4	74	18.5	39	1		D. Aromashodu	3	61	20.3	26	0					
J. Blackmon	3	24	8.0	13	0		M. Jenkins	3	45	15.0	16	0					
M. Jones-Drew	3	18	6.0	8	0		T. Gerhart	1	8	8.0	8	0					
G. Jones	1	9	9.0	9	0		A. Peterson	1	3	3.0	3	0					
Total	27	303	11.2	23	0		M. Asiata	1	2	2.0	2	0					
							Total	20	270	13.5	29	0					

SACKS: 1.0 T. Alualu (-0 yds), T. Knighton 1.0 (-4 yds)

TACKLES (TOP 3): D. Landry 9 (6 solo), P. Posluszny 7 (4 solo), R. Allen 7 (1 solo)

SACKS: 1.0 E. Henderson (-7 yds), 1.0 C. Cook (-11 yds)

TACKLES (TOP 3): C. Greenway 13 (9 solo), E. Henderson 10 (6 solo), H. Smith 7 (3 solo)

SERIES HISTORY

JAGUARS ALL-TIME 300+ PASSING GAMES vs. MINNESOTA

The Jaguars have posted one 300-yard passing game vs. the Vikings in franchise history. The Jaguars have a 0-1 record in such games.

PLAYER	PERFORMANCE	DATE	RESULT
David Garrard	317 yards	Nov. 23, 2008, vs. Minnesota.....	L, 12-30

JAGUARS ALL-TIME 100+ RECEIVING GAMES vs. MINNESOTA

The Jaguars have posted two 100-yard receiving games vs. the Vikings in franchise history. The Jaguars have a 1-1 record in such games.

PLAYER	PERFORMANCE	DATE	RESULT
Maurice Jones-Drew.....	113 yards	Nov. 23, 2008, vs. Minnesota.....	L, 12-30
Jimmy Smith.....	122 yards	Dec. 23, 2001, at Minnesota	W, 33-3

JAGUARS ALL-TIME 100+ RUSHING GAMES vs. MINNESOTA

The Jaguars have posted two 100-yard rushing games vs. the Vikings in franchise history. The Jaguars have a 1-1 record in such games.

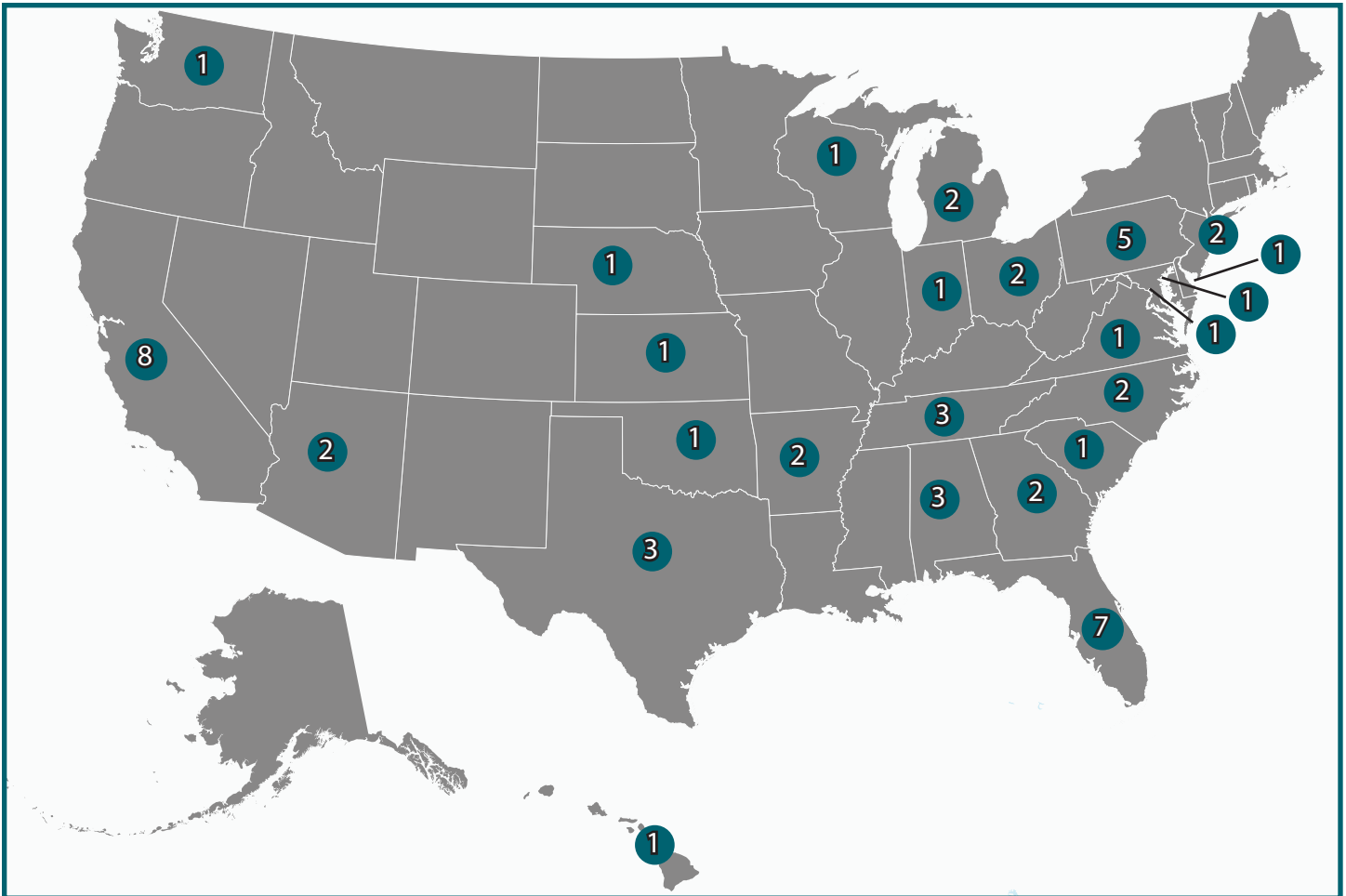
PLAYER	PERFORMANCE	DATE	RESULT
Fred Taylor.....	147 yards	Nov. 28, 2004, at Minnesota	L, 16-27
Stacey Mack.....	111 yards	Dec. 23, 2001, at Minnesota	W, 33-3



Jimmy Smith on Nov. 24, 2004 at Minnesota.

HOMETOWN HEROES

The Jaguars players represent 24 states. Below is a breakdown.



ALABAMA (3)

Corey Grant
Sen'Derrick Marks
T.J. Yeldon

ARKANSAS (2)

Brandon Allen
Jermy Parnell

ARIZONA (1)

Myles Jack

CALIFORNIA (8)

Marqise Lee
Peyton Thompson
Davon House
Hayes Pullard III
Julius Thomas
Malik Jackson
Jason Myers
Jeremiah Poutasi

DISTRICT OF COLUMBIA (1)

Arrelious Benn

DELAWARE (1)

Alex Ellis

FLORIDA (7)

Blake Bortles
Denard Robinson
Josh Johnson
Johnathan Cyprien
Dante Fowler Jr.
Brandon Linder
Allen Hurns

GEORGIA (2)

Aby Jones
Telvin Smith

HAWAII (1)

Tyson Alualu

INDIANA (1)

Sheldon Day

KANSAS (1)

Arthur Brown

MARYLAND (1)

Yannick Ngakoue

MASSACHUSETTS (1)

Prince Amukamara

MICHIGAN (2)

Allen Robinson
Dan Skuta

NEBRASKA (1)

Chris Reed

NEW JERSEY (1)

Neal Sterling

NORTH CAROLINA (2)

Tyler Shatley
Chris Smith

OHIO (2)

Jarrod Wilson
Shane Wynn

OKLAHOMA (1)

Aaron Colvin

PENNSYLVANIA (5)

Chad Henne
Paul Posluszny
Jared Odrick
Ben Koyack
Jordan Hill

SOUTH CAROLINA (1)

A.J. Cann

TENNESSEE (2)

Jalen Ramsey
Carson Tinker

TEXAS (3)

Chris Ivory
Tashaun Gipson
Kelvin Beachum

VIRGINIA (1)

Josh Wells

WASHINGTON (1)

Bryan Walters

WISCONSIN (1)

Brad Nortman

BRADLEY NOTES

BRADLEY'S BIO



Gus Bradley was named the fifth head coach in Jacksonville Jaguars history on Jan. 17, 2013, and has led the Jaguars to a 14-45 (.237) record in his four seasons at the helm. Bradley improved the offense from 31st in the NFL in 2014 to 18th in 2015, when the team finished 5-11 (0.313). The 24-year coaching veteran (10th NFL season) oversaw the NFL's youngest roster in 2014, (Jacksonville rookies combined for an NFL-leading 82 starts) finishing third in the AFC South at 3-13 (.188).

In 2013, Bradley's debut as head coach, the Jaguars posted a 4-12 (.250) record, also finishing third in the division standings. That season, Jacksonville saw 31 newcomers and rookies combine to make 44 starts, with 20 rookies or first-year players listed on the final 53-man roster. Six of the Jaguars' first eight games were against 2013 playoff teams and the club played seven games overall against postseason contenders, including both Super Bowl XLVIII participants (Denver and Seattle).

BRADLEY'S SPLITS AS HEAD COACH (2013-16 seasons)

Career Record: 14-46 (.233)
at Home: 9-21 (.300)*
on Road: 5-25 (.167)
vs. AFC: 12-33 (.267)
vs. AFC South: 7-14 (.333)
vs. NFC: 2-13 (.133)

* Includes 2-2 at Wembley Stadium

SIGNATURE IMPACT

Following Head Coach **Gus Bradley's** "All About The Ball" philosophy, the Jaguars rank among the NFL's best in several defensive categories since the start of 2013.

JAGUARS TEAM DEFENSIVE RANKINGS (2013-16 seasons)

Category	Total	NFL Rank
Defensive Sack-Fumbles.....	30	1
Def. Fumble Rec. TDs	5	1t
Def. Fumble Recoveries	37	12t
Forced Fumbles	54	14t
Opponent Rushing Avg.	4.04	14



JAX COACHING HISTORY

Name (Years)	W-L	W%
Gus Bradley (2013-16)	14-46	.233
Mike Mularkey (2012)	2-14	.125
Mel Tucker* (2011)	2-3	.400
Jack Del Rio (2003-11)	68-71	.489
Tom Coughlin (1995-2002)	68-60	.531

* Tucker was interim head coach for last five games in 2011

BRADLEY'S TIMELINE

Team	Position	Years
Jacksonville Jaguars	Head Coach	2013-16
Seattle Seahawks	Defensive Coordinator	2009-12
Tampa Bay Buccaneers	Linebackers Coach	2007-08
Tampa Bay Buccaneers	Defensive Quality Control	2006
North Dakota State	Asst. HC/Defensive Coordinator/LBs	2005
North Dakota State	Asst. Head Coach/Linebackers	2003-04
North Dakota State	Asst. HC/Defensive Coordinator/LBs	2000-02
North Dakota State	Defensive Coordinator/Linebackers	1997-99
North Dakota State	Linebackers Coach	1996
Fort Lewis College	Defensive Coordinator/Linebackers	1992-95
North Dakota State	Graduate Assistant	1990-91

NFL BACKGROUND

WITH THE SEAHAWKS (2009-12): Bradley spent four seasons (2009-12) with the Seattle Seahawks as defensive coordinator and played a vital role in the club advancing to the postseason twice. The Seahawks posted an 11-5 mark in 2012, the third-best in franchise history, and advanced to the divisional round of the playoffs.

- Bradley developed the Seattle defense into one of the NFL's top units during his tenure. The Seahawks ranked sixth in the NFL in total defense (319.2 yards per game) from 2011-12, third in points per game (17.5), fifth in takeaways (62), first in opponents passer rating (73.2) and fifth in interceptions (40).

- Under Bradley's direction in 2012, the Seahawks led the NFL by allowing a franchise-record low 15.3 points per game despite playing with the third-youngest (25 years, 195 days) defensive starting unit in the league. The Seahawks allowed a franchise-low 306.2 yards per game which ranked fourth in the NFL, finishing 10th against the run (103.1) and sixth against the pass (203.1).

- Also in 2012, Seattle ranked in the top 10 in multiple categories. They were second in fewest TDs allowed in the second half (11), third in second half points allowed (119), fourth in opponent yards per rush attempt (3.79), fifth in turnover differential (+8), fifth in most takeaways (31) and seventh in points allowed per game (19.7).

- Bradley's group sent three players to the 2012 Pro Bowl, with S **Earl Thomas** voted as a starter. He was joined in Hawaii by fellow secondary mates, S **Kam Chancellor** and CB **Brandon Browner**. In Bradley's first year as defensive coordinator, the Seahawks posted two shutouts at home, their first time doing so since 1986.

WITH THE BUCCANEERS (2006-08): Bradley spent three years (2006-08) with the Tampa Bay Buccaneers under Defensive Coordinator **Monte Kiffin**, serving the last two as linebackers coach after joining the Bucs in 2006 as their defensive quality control coach. LB **Derrick Brooks** earned Pro Bowl appearances in 2007 and 2008 under Bradley's guidance.

COACHING NOTES

JAGUARS COACHING STAFF

Position	Name	Yrs w/JAX	NFL Exp.	Previous Position (Team, Years)
Head Coach	Gus Bradley	4	10 years	Defensive Coordinator (Seahawks, 2009-12)
Assistant to Head Coach	Tyler Wolf	4	4 years	Special Teams Coordinator (Tenn. Tech, 2011-12)
OFFENSE:				
Offensive Coordinator	Nathaniel Hackett	2	8 years	Quarterbacks Coach (Jaguars, 2015-16)
Asst. Head Coach-Offense/Offensive Line Coach	Doug Marrone	2	11 years	Head Coach (Bills, 2013-14)
Wide Receivers Coach	Jerry Sullivan	5	23 years	Wide Receivers Coach (49ers, 2005-10)
Assistant Wide Receivers Coach	Tony Sorrentino	4	4 years	Offensive Quality Control (Jaguars, 213-15)
Running Backs Coach	Kelly Skipper	2	10 years	Running Backs Coach (Raiders, 2009-14)
Tight Ends/Assistant Special Teams Coach	Ron Middleton	4	7 years	Special Teams Coordinator (Duke, 2008-12)
Offensive Coaches Associate	Chris O'Hara	3	3 years	Defensive Assistant (Miami, 2011-13)
Assistant Offensive Line Coach	John Benton	1	13 years	Offensive Line Coach (Miami, 2014-15)
Offensive Quality Control Coach	John Donovan	1	1 year	Offensive Coordinator/TEs (Penn State, 2014-15)
DEFENSE:				
Defensive Coordinator	Todd Wash	4	10 years	Def. Line/Run Game Coordinator (Jaguars, 2013-15)
Linebackers Coach	Robert Saleh	3	12 years	Defensive Quality Control Coach (Seattle, 2011-13)
Defensive Backs Coach	DeWayne Walker	4	11 years	Head Coach (New Mexico St., 2009-12)
Assistant Linebackers Coach	Scottie Hazelton	3	3 years	Defensive Coordinator (Nevada, 2013)
Defensive Assistant	Mike Rutenberg	4	7 years	Defensive Backs Coach (UNM, 2009-12)
Defensive Quality Control Coach	Dan Shamash	3	9 years	Quality Control to Head Coach (Tampa Bay, 2013)
Assistant Defensive Line Coach	Aaron Whitecotton	4	4 years	Assistant to the Defense (Jaguars, 2013-15)
Assistant Defensive Backs Coach	Daniel Bullocks	1	1 year	Assistant Coach/Cornerbacks (East. Michigan, 2015)
Defensive Assistant	Monte Kiffin	1	28 years	Asst. Head Coach/Defense (Dallas, 2014)
SPECIAL TEAMS:				
Special Teams Coordinator	Mike Mallory	4	9 years	Assistant Special Teams Coach (Saints, 2008-12)
Assistant Special Teams Coach	Matthew Smiley	4	4 years	Special Teams Coordinator (Charleston Southern, 2012)
STRENGTH AND CONDITIONING:				
Strength and Conditioning Coordinator	Tom Myslinski	5	9 years	Strength and Conditioning Coach (UNC, 2011)
Assistant Strength and Conditioning Coach	Cedric Scott	5	5 years	Strength Assistant (UNC, 2012)
Strength and Conditioning Associate	Alex Hampton	4	4 years	Assistant Director of Sport Science (FSU, 2012)
Strength and Conditioning Associate	Jess Langvardt	4	4 years	Assistant Strength Coach (Tulane, 2012)

COMBINED EXPERIENCE

• The Jaguars coaching staff (26 coaches) has 475 years of coaching experience at the NFL (214) and collegiate (261) levels.

JAGUARS COMBINED COACHING EXPERIENCE (NFL & COLLEGE)

Coach	Position	NFL	College	Total
Gus Bradley	Head Coach	10	16	26
Nathaniel Hackett	Offensive Coordinator	8	6	14
Todd Wash	Defensive Coordinator	10	11	21
Mike Mallory	Special Teams Coordinator	9	22	31
John Benton	Assistant Offensive Line	13	17	30
Daniel Bullocks	Assistant Defensive Backs	1	4	5
John Donovan	Offensive Quality Control Coach	1	19	20
Scottie Hazelton	Assistant Linebackers	3	18	21
Monte Kiffin	Defensive Assistant	28	21	49
Doug Marrone	Asst. Head Coach-Off./OL	11	9	21
Ron Middleton	TEs/Asst. Special Teams	7	13	20
Chris O'Hara	Offensive Associate	3	5	8
Mike Rutenberg	Defensive Assistant	7	7	14
Robert Saleh	Linebackers	12	4	16
Dan Shamash	Defensive Quality Control	9	1	10
Kelly Skipper	Running Backs	10	18	28
Matt Smiley	Assistant Special Teams	4	8	12
Tony Sorrentino	Off. Asst./Quality Control	4	6	10
Jerry Sullivan	Wide Receivers	23	21	44
DeWayne Walker	Defensive Backs	11	18	29
Aaron Whitecotton	Assistant Defensive Line	4	1	5
Tyler Wolf	Assistant to Head Coach	4	2	6
Tom Myslinski	Strength & Conditioning	9	4	13
Cedric Scott	Strength & Conditioning	5	4	9
Alex Hampton	Strength & Conditioning	4	1	5
Jess Langvardt	Strength & Conditioning	4	4	8

JAGUARS IN LONDON

• On Aug. 21, 2012, the Jaguars made history by becoming the first NFL team to commit to playing four home games at London's historic Wembley Stadium. Jaguars Owner **Shad Khan**, along with NFL Commissioner **Roger Goodell**, declared that the Jaguars would play one game each season in the United Kingdom from 2013-16. The deal has been extended through 2020.

• The Jaguars defeated AFC South rival Indianapolis, 30-27, in a Week 4 matchup at Wembley Stadium, which was the team's first divisional matchup being played in the UK.

• Last season, Jacksonville defeated Buffalo, 34-31, in Week 7 at Wembley Stadium in London, marking the club's first-ever victory on foreign soil. Yahoo! Inc. served as the NFL's exclusive partner to deliver the first-ever live stream of an NFL game to a global audience across mobile devices for free.

JAGUARS ALL-TIME RECORD IN LONDON (2013-16 seasons)

Date	Week	Opponent	Result	Attendance
10/2/16	4	Indianapolis Colts	W, 30-27	83,764
10/25/15	7	Buffalo Bills	W, 34-31	84,021
11/9/14	10	Dallas Cowboys	L, 17-31	83,603
10/27/13	8	San Francisco 49ers	L, 10-42	83,559

"Our four-year London initiative has been every bit as rewarding as we anticipated, certainly due in large part to the league's commitment to the UK and the world class experience that Wembley Stadium has provided the Jaguars, our fans and our partners," says Jaguars owner **Shad Khan**. "Our interest in extending our agreement to play a home game each season in London is nothing new."

OFFENSIVE NOTES

BLAKE THE BUILDER

In 2015, **Blake Bortles'** 35 passing TDs were the most in single-season in franchise history. Bortles, who was 23 last season, became the youngest QB in NFL history to record at least 4,000 passing yards, 35 passing TDs and 300 rushing yards in a single season.

For the first time in NFL history, five quarterbacks recorded at least 35 passing TDs in a single season in 2015. Bortles was one along with NE's **Tom Brady**, CAR's **Cam Newton**, NYG's **Eli Manning** and ARI's **Carson Palmer**.

BLAKE BORTLES CAREER STATISTICS

	G/GS	ATT	CMP	YDS	SK/YD	TD	LG	IN	RT
2014	14/13	475	280	2,908	55/345	11	63t	17	69.5
2015	16/16	606	355	4,428	51/320	35	90t	18	88.2
2016	12/12	483	282	2,930	24/134	20	51t	15	76.9
Career	42/41	1,564	917	10,266	130/799	66	90t	50	79.0

Single-Season Franchise Record

LETTING IT FLY

QB **Blake Bortles** has thrown for multiple TDs 19 times dating back to 2015, including eight times in 2016, tied for the second-most in the NFL among active QBs. Bortles' 11 multi-TD games in 2015 were the most such games in Jaguars single-season history.

MOST GAMES WITH MULTIPLE PASSING TOUCHDOWNS BY QBs, NFL, 2015-PRESENT

Rk.	Player (Team)	Gms	TDs
1.	Aaron Rodgers (G.B.)	20	53
2.	Blake Bortles (Jax.)	19	48
	Tom Brady (N.E.)	19	52
4.	Drew Brees (N.O.)	18	55
	Philip Rivers (S.D.)	18	48
	Eli Manning (NYG)	18	52
	Derek Carr (Oak.)	18	49
8.	Carson Palmer (Ari.)	17	46
	Matthew Stafford (Det.)	17	46

5 X 2

From Week 8 to Week 12, Bortles registered at least two TD passes in each game, tying his own franchise record of five consecutive games with multiple TD passes (Oct. 11, 2015 – Nov. 15, 2015).

MOST CONSECUTIVE GAMES WITH MULTIPLE PASSING TOUCHDOWNS BY QBs, JAGUARS HISTORY

Rk.	Player (Dates)	Gms
1.	Blake Bortles (Oct. 27 - Nov. 27, 2016)	5
	Blake Bortles (Oct. 11 - Nov. 15, 2015)	5
3.	Chad Henne (Dec. 1 - Dec. 22, 2013)	4
	David Garrard (Dec. 2 - Dec. 23, 2007)	4

CONSISTENCY IS KEY

From Week 1 to Week 12 of 2016, **Blake Bortles** registered 11 consecutive games with at least one TD, the fourth-longest streak in Jaguars history.

CONSECUTIVE GAMES WITH TD PASS, JAGUARS HISTORY

Rk.	Player (Dates)	Games
1.	Blake Bortles (Sept. 13-Dec. 27, 2015)	15
2.	Mark Brunell (Oct. 7, 2001-Sept. 15, 2002)	14
3.	Byron Leftwich (Nov. 30, 2003-Oct. 24, 2004)	12
4.	Blake Bortles (Sept. 11-Nov. 27, 2016)	11
5.	Mark Brunell (Oct. 22-Dec. 23, 2000)	9

BORTLES' BROS

Last Sunday against the Broncos, QB **Blake Bortles** completed 18-of-42 passes for 181 yards. Below are the recipients of Bortles' targeted receivers throughout his career sorted by passing yards.

BORTLES' CAREER PASSING STATS BY RECEIVER

Receivers	Cmp	Att	Comp%	PsYds	Yd/Att	PsTD	Int	PsRt	Ps1st
Allen Robinson	178	336*	53.00%	2489*	7.41	22*	15*	80.3	126*
Allen Hurns	144	263	54.80%	2062	7.84	17	9	87.7	92
Marqise Lee	93	164	56.70%	1155	7.04	4	6	71.6	61
Julius Thomas	76	131	58.00%	736	5.62	9	3	87.2	40
Cecil Shorts	53	107	49.50%	557	5.21	1	4	52.6	26
T.J. Yeldon	74	98	75.50%	526	5.37	2	2	85.7	28
Mercedes Lewis	46	86	53.50%	495	5.76	2	4	59	22
Clay Harbor	40	55	72.70%	438	7.96*	2	2	92.8	21
Bryan Walters	37	55	67.30%	413	7.51	2	0	101.6*	23
Denard Robinson	44	62	71.00%	293	4.73	0	1	74.2	15
Toby Gerhart	18	24	75.00%	180	7.5	0	1	78.5	9
Jordan Todman	22	33	66.70%	161	4.88	0	0	78	4
Rashad Greene	24	43	55.80%	125	2.91	2	1	66.9	9
Chris Ivory	16	21	76.20%	117	5.57	0	0	88.8	6
Arrelious Benn	5	9	55.60%	116	12.89	1	0	137.5	3
Ben Koyack	11	14	78.60%*	103	7.36	0	0	97.3	6
Neal Sterling	8	10	80.00%	69	6.9	0	0	95.4	5
Will Ta'ufu'ou	6	7	85.70%	62	8.86	0	0	103.6	3
Ace Sanders	6	7	85.70%	55	7.86	0	0	99.4	1
Mike Brown	3	5	60.00%	38	7.6	0	0	83.8	3
Corey Grant	3	4	75.00%	28	7	1	0	133.3	1
Nic Jacobs	3	6	50.00%	22	3.67	1	1	59	2
Tyson Alualu	2	3	66.70%	19	6.33	0	0	84	2
Bernard Pierce	3	5	60.00%	7	1.4	0	0	64.6	0
Jonas Gray	1	1	100.00%	4	4	0	0	83.3	0
Mickey Shuler	0	1	0.00%	0	0	0	0	39.6	0
Tommy Streater	0	1	0.00%	0	0	0	1	0	0
Storm Johnson	1	1	100.00%	-4	-4	0	0	79.2	0
	917	1552	59.1%	10266	6.61	66	50	79.0	508

*The highs in each category (minimum 10 completions)

UNDER HACKETT'S CONTROL

Since taking over as the offensive coordinator and play-caller in Week 9 at Kansas City, **Nathaniel Hackett** has improved the Jaguars in a number of vital offensive categories, including yards-per-game (26th to 23rd), third-down conversion rate (32nd to 25th) and red zone efficiency (16th to eighth).

RANKING BREAKDOWNS

Statistics	Rankings	Rankings	Overall
	Wk 1-8	Wk 9-13	Rankings
Yards/game	26 (330.6)	17 (339.0)	23 (334.1)
Rushing yards/game	30 (72.6)	3 (141.0)	22 (101.1)
3rd down percentage	32 (30.3%)	12 (42.9%)	25 (36.1%)
Redzone efficiency	16 (54.5%)	2 (80.0%)	8 (62.5%)
Goal-to-go efficiency	15 (75.0%)	11 (80.0%)	10 (76.5%)
Time of possession	30 (27:01)	2 (32:34)	T23 (29:20)

RUNNING ALL THE WAY

QB **Blake Bortles'** 22-yard rushing TD against the Broncos in Week 13 was the fourth-longest rushing TD by a Jaguars QB in franchise history. **David Garrard** had a 41-yard rushing TD against the Titans in 2002 as well as a 25-yard rushing TD (Week 4 vs. IND, 2010). **Mark Brunell** rounds out the top three with a 27-yard scramble for a TD (Week 17 vs. CLE, 1995).

OFFENSIVE NOTES

THE RUNNING MAN

Since 2014, QB **Blake Bortles** has a 6.79 rushing avg., the highest among all QBs in the NFL with a minimum of 100 attempts. In 2016, Bortles has 323 yards on 47 carries (6.87 rushing avg.), including two TDs.

MOST YARDS PER CARRY BY A QUARTERBACK, NFL, 2014-PRESENT (minimum 100 attempts)

Rk.	Player	Att.	Rushing Avg.
1.	Blake Bortles	155	6.79
2.	Colin Kaepernick	201	6.41
3.	Aaron Rodgers	150	6.09
4.	Russell Wilson	271	5.87
5.	Tyrod Taylor	181	5.71

RECORD BREAKER

Blake Bortles' 4,428 passing yards in 2015 were the most in a single season in Jaguars history. In 2015, Bortles threw for 250 yards in a franchise-record-tying five straight games (**Mark Brunell** from Nov. 16-Dec. 14, 1997), including three 300-plus-yard performances (368 in Week 16 at NO; 322 in Week 13 at TEN; 329 in Week 12 vs. SD).

Through 12 games in 2016, Bortles is on pace for 3,907 passing yards this season, which would be the third-most by a Jaguar in a season.

MOST PASSING YARDS IN A SEASON WITH JAGUARS

Rk.	Player (Year)	Yds
1.	Blake Bortles (2015)	4,428
2.	Mark Brunell (1996)	4,367
3.	Mark Brunell (2000)	3,640
4.	David Garrard (2008).....	3,620

GOAL-TO-GO GUY

Since 2015, QB **Blake Bortles** has 27 goal-to-go TD throws, the second-most in the NFL behind DET's **Matthew Stafford** (29). So far this season, Bortles has 10 goal-to-go TD throws, including TD passes to **Allen Robinson** and **Marqise Lee** against Detroit in Week 11.

GOAL TO GO PASSING TOUCHDOWNS, NFL, 2015-PRESENT

Rk.	Player	TEAM	TDS
1.	Matthew Stafford	DET	29
2.	Blake Bortles	JAX	27
3.	Aaron Rodgers	G.B.	26
	Drew Brees	N.O.	26
5.	Tom Brady	N.E.	23
	Carson Palmer	ARI	23

BORTLES 300

Third-year QB **Blake Bortles** engineered six 300-plus-yard passing games in 2015 to tie **Mark Brunell** for the Jaguars' single-season record. Overall, Bortles has produced 10 300-yard performances in his 37-game NFL career, the second-most ever by a Jaguars QB (Mark Brunell, 1995-2003 - 22 games). Through seven games of the 2016 season, Bortles has notched three 300-yard performances (320 vs. G.B.; 329 at S.D.; 337 at TEN), tied for third-most in a single-season.

MOST 300-YARD PASSING GAMES IN A SEASON WITH JAGUARS

Rk.	Player (Year)	Games
1.	Blake Bortles (2015)	6
	Mark Brunell (1996)	6
3.	Blake Bortles (2016)	3
	Mark Brunell (2000, '99, '97) ...	3

10K MAGIC IN THE AIR

After posting 126 passing yards in Week 12 at Buffalo, QB **Blake Bortles** became the fastest player in team history to surpass 10,000 career passing yards (41 games). Below is a breakdown of most passing yards through 41 career games by a Jaguars QB.

PASSING YARDS THROUGH 41 GAMES BY A JAGUARS QB

Rk.	Player	YEARS	YDS
1.	Blake Bortles	2014-16	10,085
2.	Mark Brunell	1995-97	8,688
3.	Byron Leftwich	2003-06	8,120

THRICE AS NICE

QB **Blake Bortles** surpassed former Jaguars **Byron Leftwich** in Week 8 against Tennessee and ranks third in Jaguars history in career pass attempts (1,564), career pass completions (917) and career passing yards (10,266).

CAREER PASSING YARDS IN JAGUARS HISTORY

Rk.	Player	Yards
1.	Mark Brunell	25,698
2.	David Garrard	16,003
3.	Blake Bortles	10,266
4.	Byron Leftwich	9,042

CAREER PASS ATTEMPTS IN JAGUARS HISTORY

Rk.	Player	Att.
1.	Mark Brunell	3,616
2.	David Garrard	2,281
3.	Blake Bortles	1,564
4.	Byron Leftwich	1,344

CAREER PASS COMPLETIONS IN JAGUARS HISTORY

Rk.	Player	Comp.
1.	Mark Brunell	2,184
2.	David Garrard	1,406
3.	Blake Bortles	917
4.	Byron Leftwich	789

10,000 IN 41

Third-year QB **Blake Bortles** became the fastest player in franchise history to surpass 10,000 career passing yards after completing a 17-yard pass to first-year TE **Ben Koyack** in the third quarter of his 41st career appearance in Week 12 at Buffalo. Bortles became the eighth-fastest player in NFL history to surpass 10,000 career passing yards.

FASTEST PLAYERS TO REACH 10,000 CAREER PASSING YARDS

Rk.	Name (Team)	Years	Games
1.	Kurt Warner (STL)	1998-2001	36
2.	Matthew Stafford (DET)	2009-12	37
3.	Dan Marino (MIA)	1983-85	38
	Marc Bulger (STL)	2002-05	38
	Andrew Luck (IND)	2012-14	38
6.	Peyton Manning (IND)	1998-2000	39
7.	Kirk Cousins (WAS)	2012-16	40
8.	Blake Bortles (JAX)	2014-16	41
9.	Drew Bledsoe (N.E.)	1993-95	42
	Carson Palmer (CIN)	2004-06	42
	Jay Cutler (CHI)	2006-09	42
	Cam Newton (CAR)	2011-13	42
	Derek Carr (OAK)	2014-16	42

OFFENSIVE NOTES

RUN, RUN, RUN AS FAST AS YOU CAN

In Week 12 at Buffalo, QB **Blake Bortles** registered a new career high with 81 rushing yards on eight carries. Bortles' 81 rushing yards are the most by a QB in a game in Jaguars history.

MOST RUSHING YARDS BY A JAGUARS QB IN A GAME

Rk.	Player	Date	Rushing Yards
1.	Blake Bortles	11/27/16	81
2.	David Garrard	10/13/02	71
3.	Blake Bortles	11/30/14	68

SERVE AND PROTECT

Under the tutelage of Assistant Head Coach-Offense/Offensive Line Coach **Doug Marrone** and Assistant Offensive Line Coach **John Benton**, the Jaguars offensive line unit has been much improved in 2016. Through Week 13, the Jaguars have given up 24 sacks, which is 12 fewer than at this point last season (36 sacks allowed through Week 13 in 2015) and 26 fewer than at this juncture in 2014 (50 sacks allowed through Week 13). The Jaguars are allowing two sacks-per-game (24 sacks allowed through 12 games) and are on-pace to finish the season with 36 sacks allowed, which would be the fewest sacks allowed by the Jaguars since allowing 31 sacks in 2007.

WEEK-BY-WEEK SACKS ALLOWED (CUMULATIVE SACKS FOR THE SEASON), 2013-PRESENT

Week	2013	2014	2015	2016
1	6 (6)	3 (3)	5 (5)	3 (3)
2	5 (11)	10 (13)	0 (5)	2 (5)
3	3 (14)	4 (17)	2 (7)	4 (9)
4	4 (18)	3 (20)	1 (8)	3 (12)
5	2 (20)	1 (21)	6 (14)	BYE (12)
6	2 (22)	6 (27)	3 (17)	2 (14)
7	6 (28)	2 (29)	2 (19)	1 (15)
8	0 (28)	4 (33)	BYE (19)	2 (17)
9	BYE (28)	2 (35)	6 (25)	2 (19)
10	3 (31)	4 (39)	3 (28)	2 (21)
11	2 (33)	BYE (39)	4 (32)	0 (21)
12	4 (37)	4 (43)	2 (34)	2 (23)
13	2 (39)	7 (50)	2 (36)	1 (24)
Season Total	50	71	51	24

ONE, TWO TOUCHDOWN

WR **Allen Robinson** has caught multiple TDs in a single game four times in his career, tied for the third-most in the NFL since 2015. In Week 3 vs. Baltimore, Robinson caught a three-yard TD pass and a one-yard TD pass from QB **Blake Bortles** for his first multiple TD game of the season.

MULTIPLE RECEIVING TOUCHDOWNS IN A SINGLE GAME, NFL, 2015-PRESENT

Rk.	Player	Games	TDs
1.	Antonio Brown (Pit.)	6	13
	Jordan Reed (Was.)	6	12
3.	Doug Baldwin (Sea.)	5	13
	Odell Beckham Jr. (NYG)	5	11
5.	Allen Robinson (Jax.)	4	9
	Ted Ginn (Car.)	4	8
	Tyler Eifert (Cin.)	4	9
	Larry Fitzgerald (Ari.)	4	9

RED HOT ROBINSON

In 2015, WR **Allen Robinson** tied for the most red zone TD receptions (12) since N.E.'s **Randy Moss** (14) in 2007. Robinson is one of only five NFL players to post at least 12 red zone receiving TDs in a single season since at least 2001. Since 2015, Robinson has the most red zone receiving TDs (18) in the NFL, including six in 2016.

MOST RED ZONE RECEIVING TDs, NFL, 2015-PRESENT

Rk.	Player (Team)	RZ TDs
1.	Allen Robinson (JAX)	18
2.	Jordan Reed (WAS).....	14
	Tyler Eifert (CIN).....	14
4.	Eric Decker (NYJ).....	12
	Brandon Marshall (NYJ).....	12

20 TOUCHDOWNS AND COUNTING

Since the start of 2015, WR **Allen Robinson** has recorded 20 receiving TDs, the third-most in the NFL. Robinson's franchise-record 14 receiving TDs in 2015 tied SEA's **Doug Baldwin** and NYJ's **Brandon Marshall** for the most in the NFL.

MOST RECEIVING TOUCHDOWNS, NFL, 2015-PRESENT

Rk.	Player (Team)	TDs
1.	Antonio Brown (Pit.).....	21
	Odell Beckham Jr. (NYG).....	21
3.	Allen Robinson (Jax.)	20
4.	Doug Baldwin (Sea.).....	19

DYNAMIC DUO

Since Week 1 of the 2015 season, WRs **Allen Robinson** and **Allen Hurns** have become one of the top receiving duos in the NFL. The pair have the most combined TDs (33) among receiving duos.

MOST COMBINED RECEIVING TDs, NFL, 2015 to PRESENT

Rank	Players	Team	Yards	TDs
1.	Allen Robinson, Allen Hurns	JAX	3,530	33
2.	Brandon Marshall, Eric Decker	NYJ	3,434	31
3.	A.J. Green, Tyler Eifert	CIN	3,213	30
4.	Antonio Brown, Markus Wheaton	PIT	3,758	27
	Odell Beckham Jr., Sterling Shepard	NYG	2,962	27

THE UNRAFTED

WR **Allen Hurns** is in his third season in the NFL as an undrafted player. Below are where he ranks among undrafted WRs through the first three seasons in receiving yards (ninth), touchdowns (tied sixth) and receptions (eighth).

RECEIVING YARDS IN FIRST THREE SEASONS

Rk	Player (Years)	Yards
8.	Drew Pearson (1973-75)	2,297
9.	Allen Hurns (2014-16)*	2,185
10.	Alfred Jenkins (1975-77)	2,154

TOUCHDOWNS IN FIRST THREE SEASONS

Rk	Player (Years)	TDs
4.	B. Johnson, S. Paige	20
6.	Allen Hurns (2014-16)*	19
6.	Victor Cruz (2010-13)	19
6.	Oronde Gadsden (1998-2000)	19

RECEPTIONS IN FIRST THREE SEASONS

Rk	Player (Years)	Recs
7.	Oronde Gadsden (1998-2000)	152
8.	Allen Hurns (2014-16)*	150
9.	Bill Groman (1960-62)	143

OFFENSIVE NOTES

FAST & FURIOUS

With 22 career receiving TDs, WR **Allen Robinson** is the 10th player in the past 25 years to catch at least 22 TDs through his first 38 career games. Teammate TE **Julius Thomas** ranks fourth among the group.

MOST RECEIVING TDs THROUGH 38 CAREER GAMES, NFL, 1991-PRESENT

Rk.	Player (Year)	Rec.	Yds.	TDs
1.	Randy Moss (1998-2000)	177	3,237	34
2.	Odell Beckham Jr. (2014-16)	252	3,670	33
3.	Rob Gronkowski (2010-12)	161	2,229	30
4.	Julius Thomas (2011-14)	118	1,380	25
5.	Mike Evans (2015-16)	197	3,002	23
6.	A.J. Green (2011-13)	205	3,026	23
7.	Julio Jones (2011-14)	203	3,184	23
8.	Hakeem Nicks (2009-11)	183	2,702	23
9.	Victor Cruz (2010-13)	184	2,889	22
10.	Allen Robinson (2014-16)	184	2,570	22

DOUBLE A'S

WRs **Allen Hurns** (14.6) and **Allen Robinson** (14.0) rank first and third, respectively, in Jaguars history in receiving average (min. 100 receptions).

MOST YARDS PER RECEPTION IN JAGUARS HISTORY (min. 100 receptions)

Rk.	Player (Year)	Avg.	Rec.	Yds.
1.	Allen Hurns (2014-16)	14.6	150	2,185
2.	Jimmy Smith (1995-2005)	14.3	862	12,287
3.	Allen Robinson (2014-16)	14.0	184	2,570
4.	Ernest Wilford (2004-10)	13.9	153	2,120
5.	Mike Sims-Walker (2008-11)	13.5	107	1,442

ABOVE AVERAGE

WR **Allen Hurns** has posted a 15.2-yard receiving average since 2015, the NFL's fourth-highest mark among active players with at least 90 receptions.

MOST YARDS PER RECEPTION, NFL, ACTIVE PLAYERS, 2015-PRESENT (min. 90 receptions)

Rk.	Player (Team)	Avg.	Rec.	Yds
1.	Kenny Britt (L.A.)	16.7	92	1,536
2.	T.Y. Hilton (Ind.)	16.0	129	2,066
3.	Alshon Jeffrey (Chi.)	15.3	94	1,437
4.	Allen Hurns (Jax.)	15.2	99	1,508
5.	Mike Evans (T.B.)	15.1	150	2,264

BEST RECEPTION IN DUVAL

From Week 1 of 2014 to Week 8 of 2016, WR **Allen Hurns** caught a reception in 38 consecutive games, the longest streak by a Jaguars player since TE **Mercedes Lewis** (32 games) from 9/12/10-9/9/12.

MARQISE MAKING MOVES

WR **Marqise Lee** registered 50-plus receiving yards in five of his past eight games entering Week 14 vs. Minnesota. Lee registered 50-plus receiving yards five times over his first 23 appearances from 2014-15. Lee also has recorded two TDs in the past three games, which is the same amount he had over his first 31 appearances.

BENN IS BACK

WR **Arrelious Benn** had a 51-yard game-winning TD reception in Week 6 against the Bears. This was Benn's first TD since Dec. 24, 2011 (1,819 days) when he was a member of the Tampa Bay Buccaneers. That is the longest span between TDs for a wide receiver since **Kassim Osgood**, Dec. 12, 2004 to Sept. 12, 2010 (2,100 days).

LEADER OF THE PACK

Dating back to 2013, TE **Julius Thomas**' 33 receiving TDs are tied for the most by a TE and the fifth-most in the NFL over that span, trailing only PIT's **Antonio Brown** (42), DAL's **Dez Bryant** (38), NYJ's **Brandon Marshall** (37) and DEN's **Demaryius Thomas** (36).

MOST RECEIVING TOUCHDOWNS BY A TIGHT END, 2013-PRESENT

Rk.	Player (Team)	TDs
1.	Julius Thomas (Jax.)	33
	Jimmy Graham (Sea.).....	33
3.	Rob Gronkowski (N.E.)	30
4.	Antonio Gates (S.D.).....	26
5.	Greg Olsen (Car.).....	22
	Delanie Walker (Ten.).....	22

TOUCHDOWN THOMAS

Since returning from a thumb injury in Week 5 last season, TE **Julius Thomas** has produced nine receiving TDs, tied for the sixth-most by an NFL TE in that span.

MOST RECEIVING TOUCHDOWNS BY A TIGHT END, WEEK 5 2015 to PRESENT

Rk.	Player (Team)	TDs
1.	Jordan Reed (Was.)	15
2.	Tyler Eifert (Cin.)	13
3.	Delanie Walker (TEN)	11
4.	Rob Gronkowski (N.E.)	10
	Antonio Gates (S.D.).....	10
6.	Julius Thomas (Jax.)	9
	Kyle Rudolph (Min.).....	9
	Zach Miller (Chi.)	9
	Cameron Brate (T.B.)	9

ONE AND DONE

In Week 6 against Chicago, the Jaguars scored a TD with 2:49 left in the fourth quarter to win, 17-16. That marked the ninth time the Jaguars have had a one-point victory in franchise history.

JAGUARS ALL-TIME ONE-POINT VICTORIES

Date	Opponent	Result
Oct. 16, 2016	Chicago	17-16
Nov. 30, 2014	New York Giants	25-24
Oct. 28, 2007	Tampa Bay	24-23
Dec. 18, 2005	San Francisco	15-14
Sept. 19, 2004	Denver	7-6
Dec. 21, 2003	New Orleans	20-19
Sept. 9, 1998	Chicago	24-23
Aug. 31, 1997	Baltimore	28-27
Oct. 1, 1995	Houston	17-16

LARGEST FOURTH QUARTER COMEBACKS

The Jaguars overcame a 13-point fourth quarter deficit to defeat the Bears, which is tied for the sixth-largest comeback in franchise history and second-largest fourth quarter comeback.

FOURTH QUARTER COMEBACKS of 10-PLUS POINT DEFICIT

Date	Opponent	Deficit	Result	Points
Nov. 24, 1996	at Baltimore	10-25	W, 28-25 (OT)	15
Oct. 16, 2016	at Chicago	0-13	W, 17-16	13
Nov. 10, 1996	Baltimore	16-27	W, 30-27	11

DEFENSIVE NOTES



DEFENSE DOMINATION

After finishing the 2015 season ranked 24th in total defense, the Jaguars have moved up to fourth in total defense through Week 13 of the 2016 season, including a pass defense that has ascended to second in the NFL in opponents' net passing yards per game. Below is a look at the team's defensive rankings each week this season:

WEEK-BY-WEEK DEFENSIVE RANKINGS, 2016

Week	Opponent	Yds/Gm	RsYds/Gm	PsYds/Gm	3rd %
1	vs. G.B.	6	17	10	21
2	at S.D.	12	T26	8	T30
3	vs. BAL	8	20	7	18
4	vs. IND	6	18	5	29
6	at CHI	8	14	8	28
7	vs. OAK	9	18	6	27
8	at TEN	13	19	6	30
9	at K.C.	11	24	5	25
10	vs. HOU	8	29	4	25
11	at DET	7	23	5	24
12	at BUF	6	24	3	24
13	at DEN	4	24	2	17

Bold = Best Rankings



INSIDE LEVERAGE

LB **Paul Posluszny** (133-3) was one of only two NFL LBs with 125-plus tackles and three-plus INTs in 2015, joining T.B.'s **Lavonte David** (147-3). Below is a list of NFL LBs that have registered at least 125 tackles and three INTs in a single season since 2013:

125+ TACKLES & 3+ INTS IN A SINGLE SEASON BY A LINEBACKER, 2013-2015

Year	Player (Team)	Tackles	INTs
2015	Lavonte David (T.B.)	147	3
	Paul Posluszny (Jax.)	133	3
2013	Kiko Alonso (Buf.)	159	4
	Luke Kuechly (Car.)	156	4
	Lavonte David (T.B.)	144	5
	Chad Greenway (Min.)	134	3
	Danny Trevathan (Den.)	125	3



IT'S TACKLE TIME

Dating back to his rookie campaign in 2007, LB **Paul Posluszny** has produced 97 games with seven-or-more tackles, the second-most such games in the NFL over that span.

MOST GAMES WITH SEVEN-PLUS TACKLES, NFL, 2007-PRESENT

Rk.	Player	Games
1.	D'Qwell Jackson	98
2.	Paul Posluszny	97
3.	Karlos Dansby	89
4.	Chad Greenway	85
5.	Patrick Willis	78
	David Harris	78



ON THE RISE

LB **Paul Posluszny** ranks second on the Jaguars all-time tackles list. With 10 tackles against Kansas City in Week 9, Posluszny surpassed **Donovin Darius** (858).

JAGUARS ALL-TIME TACKLES

Player	Tackles
Daryl Smith (2004-12)	1,089
Paul Posluszny (2011-16)	883
Donovin Darius (1998-2006)	858
Mike Peterson (2003-08)	837
Kevin Hardy (1996-2001)	789
John Henderson (2002-09)	563
Rashean Mathis (2003-12)	554
Akin Ayodele (2002-05)	489



POZ GOES FOR MORE

Tenth-year LB **Paul Posluszny** registered 1.5 sacks when he tackled Colts QB **Andrew Luck** in the first quarter of Jacksonville's Week 4 victory, along with **Josh Johnson**, and again in the third quarter.

That marked the second time in his career Posluszny has recorded more than one sack in a game, the last time registering 2.0 sacks on Dec. 30, 2012 against Tennessee.



BALANCED PLAY POZ

LB **Paul Posluszny** (14.5-15) is one of only three active NFL players to record 14-plus sacks and 14-plus INTs since the start of 2007, joining CLÉ's **Karlos Dansby** (24.0-15) and K.C.'s **Derrick Johnson** (21.0-13).

14+ SACKS & 14+ INTS, NFL, 2007-PRESENT

Player	Sacks	INTs
Paul Posluszny	14.5	15
Karlos Dansby	24.0	15
Derrick Johnson	21.0	14



ALL THE WAY UP

According to Sport Radar 360, LB **Paul Posluszny** has made 1,116 tackles since 2007, the most tackles in the NFL over that span.

MOST TACKLES, NFL, 2007-PRESENT

Rk.	Player	Tackles
1.	Paul Posluszny	1,116
2.	D'Qwell Jackson	1,099
3.	Chad Greenway	1,083
4.	Karlos Dansby	1,057
5.	David Harris	1,047



FIVES ON FIVES

LB **Telvin Smith** has registered five-plus tackles in 32 consecutive games (dating back to Week 12 in 2014), the NFL's second-longest active streak, during which he has totaled 287 tackles (9.0 tackles per game). Fellow Jaguars LB **Paul Posluszny** also ranks third on the list with 27 consecutive games with five-plus tackles.

MOST CONSECUTIVE GAMES WITH 5+ TACKLES, NFL

Rk.	Player (Team)	Games (Tackles)
1.	Luke Kuechly (Car.)	49 (481)
2.	Telvin Smith (Jax.)	32 (287)
3.	Paul Posluszny (Jax.)	27 (242)
	Landon Collins (NYG)	27 (202)

DEFENSIVE NOTES

SMITH STANDS OUT

Since becoming a full-time starter in Week 12 of the 2014 season, LB **Telvin Smith** ranks third in the NFL with 285 tackles. Smith trails SEA's **Bobby Wagner** (287) and IND's **D'Qwell Jackson** (287).

MOST TACKLES, NFL, WEEK 12, 2014 - PRESENT

Rk.	Player (Team)	Total	Solo	Asst.
1.	Bobby Wagner (Sea.)	287	175	112
	D'Qwell Jackson (Ind.)	287	173	114
3.	Telvin Smith (Jax.)	285	220	65
4.	Luke Kuechly (Car.)	257	175	82
5.	Lawrence Timmons (Pit.)	247	160	87

ALL OR NOTHING

LB **Telvin Smith** joins T.B.'s **Lavonte David**, CAR's **Luke Kuechly**, BAL's **C.J. Mosley**, CAR's **Thomas Davis**, CLE's **Jamie Collins**, T.B.'s **Daryl Smith**, BUF's **Preston Brown**, G.B.'s **Morgan Burnett** and L.A.'s **Mark Barron** as the only NFL players with 250-plus tackles and multiple FFs, FRs and INTs since the start of 2014.

250+ TACKLES WITH MULTIPLE FORCED FUMBLES, FUMBLE RECOVERIES & INTERCEPTIONS, 2014-PRESENT

Name (Team)	Tackles	Solo	Asst.	FFs	FRs	INTs
Luke Kuechly (Car.)	373	246	127	4	2	6
Lavonte David (T.B.)	353	232	121	10	4	4
Telvin Smith (Jax.)	321	245	76	3	3	2
Preston Brown (Buf.)	317	181	136	2	4	3
C.J. Mosley (Bal.)	299	200	99	2	3	5
Thomas Davis (Car.)	284	195	89	7	4	7
Jamie Collins (N.E.)	281	175	106	11	3	5
Mark Barron (L.A.)	275	197	78	3	2	2
Daryl Smith (T.B.)	273	160	113	2	2	3
Morgan Burnett (G.B.)	261	189	72	3	3	2

TELVIN'S TACKLES

LB **Telvin Smith** registered 15 tackles (10 solo) against Tennessee in Week 8. Smith's 15 tackles are the most tackles in a game by a Jaguars player this season and tied for the eighth-most tackles in a single game in the NFL this year. Below is a breakdown of Smith's best game performances since entering the league in 2014.

MOST TACKLES IN A SINGLE GAME

Game	Tackles
Dec. 28, 2014 at HOU	16 (11 solo)
Oct. 27, 2016 at TEN	15 (10 solo)
Dec. 18, 2014 vs. TEN	15 (10 solo)
Oct. 11, 2015 at T.B.	14 (13 solo)

MR. SMITH

Over the last 15 seasons, Jaguars third-year OLB **Telvin Smith's** 326 tackles (249 solo) through three seasons are the most by a player drafted in the fifth round-or-later through their first three years.

MOST TACKLES THROUGH FIRST THREE YEARS, NFL, FIFTH ROUND-OR-LATER, 2002-2016

Rk.	Player (Years)	Total	Solo	Asst.
1.	Telvin Smith (2014-16)	326	249	77
2.	Erik Coleman (2004-06)	322	227	95
3.	Scott Fujita (2002-04)	269	225	44
4.	Gibril Wilson (2004-06)	268	213	55
5.	Michael Boley (2005-07)	257	202	55

TOP OF HIS CLASS

Among NFL players age 25-or-younger in 2015, LB **Telvin Smith** ranks third with 78 solo tackles (94 total).

MOST SOLO TACKLES BY PLAYER AGE 25-OR-YOUNGER, NFL, 2016

Rk.	Player (Team)	Age	Total	Solo	Asst.
2.	Alec Ogletree (L.A.)	25	111	80	31
3.	Kwon Alexander (T.B.)	22	97	80	17
1.	Telvin Smith (Jax.)	25	94	78	16

Through 12 games of his third NFL season, LB **Telvin Smith** has produced 326 career tackles according to Pro Football Reference, the most by a Jaguars player in his first three seasons.

MOST TACKLES IN FIRST THREE NFL SEASONS in JAGUARS HISTORY

Rk.	Player (Years)	Total	Solo	Asst.
1.	Telvin Smith (2014-16)*	326	249	77
2.	Johnathan Cyprien (2013-15)	323	243	80
	Akin Ayodele (2002-04)	273	220	53

*Smith has four games left to play in third season.

STUFFIN' THE COMPETITION

LB **Telvin Smith** has totaled 13 tackles for loss this season, the fourth-most in the NFL behind L.A.'s **Aaron Donald** (15), NYG's **Olivier Vernon** (15) and WAS's **Ryan Kerrigan** (14). Smith ranks first among all LBs.

TACKLES FOR LOSS, 2016

Rk.	Player (Team)	TFLs
1.	Aaron Donald (L.A.)	15
	Olivier Vernon (NYG)	15
3.	Ryan Kerrigan (Was.)	14
4.	Telvin Smith (Jax.)	13
5.	Von Miller (Den.)	12
	Cameron Jordan (N.O.)	12
	Jadeveon Clowney (Hou.)	12

SACK GAME STRONG

The Jacksonville Jaguars defense registered 6.0 sacks against Indianapolis, marking the first time since Week 11 of the 2010 season (vs. Cleveland) that Jacksonville's defense had 6.0-plus sacks in a game. This marks the ninth time the Jaguars defense registered 6.0 sacks or more in a game. The 6.0 sacks were the fourth-most in Jaguars history. Below is a breakdown of the most sacks in a single game in Jaguars history.

MOST SACKS IN A SINGLE GAME IN JAGUARS HISTORY

DATE	Opponent	Sacks
11/7/99	at Atlanta	9.0
11/15/08	at New York Jets	7.0
9/16/07	vs. Atlanta	7.0
10/2/16	vs. Indianapolis	6.0
11/21/10	vs. Cleveland	6.0
10/8/06	vs. New York Jets	6.0
11/6/05	vs. Houston	6.0
10/17/04	vs. Kansas City	6.0
12/3/00	vs. Cleveland	6.0
12/19/99	at Cleveland	6.0
12/21/97	at Oakland	6.0
11/9/97	at Kansas City	6.0

DEFENSIVE NOTES

KEEP IT ON THE DL

Since Week 1 of the 2013 season, **Malik Jackson** ranks tied for sixth in the NFL among defensive linemen with 17 passes defended.

PASSES DEFENSED BY A DEFENSIVE LINEMAN, NFL, 2013-PRESENT

Rk.	Player	PDs
1.	J.J. Watt	25
2.	Carlos Dunlap	25
3.	Jason Pierre-Paul	24
4.	Cameron Jordan	19
5.	Muhammad Wilkerson	18
6.	Malik Jackson	17
	Cameron Heyward	17
8.	Cliff Avril	16

NO FLY ZONE

Since 2013, FS **Tashaun Gipson** ranks third in the NFL among safeties with 14 interceptions. Gipson recorded his first interception as a Jaguar in Week 3 against the Ravens. Gipson also has two interceptions for a touchdown over the past four seasons.

MOST INTERCEPTIONS BY A SAFETY, NFL, 2013-PRESENT

Rk.	Player	Games	INT	TD
1.	Reggie Nelson	59	17	0
2.	Glover Quin	60	16	1
3.	Tashaun Gipson	52	14	2
4.	Earl Thomas	59	13	0
5.	Rashad Johnson	53	12	2
	Kurt Coleman	56	12	2

NOW WATCH ME CYP'

SS **Johnathan Cyprien** ranks first among NFL safeties in tackles since the start of 2014 (301). In Week 13, Cyprien had two tackles (two solo) against the Broncos.

MOST TACKLES BY A SAFETY, NFL, 2014-PRESENT

Rk.	Player (Team)	Total	Solo	Asst.
1.	Johnathan Cyprien (Jax.)	301	219	82
2.	Reshad Jones (Mia.)	265	206	58
3.	Morgan Burnett (G.B.)	260	219	71

SEA-NOTE CYP

SS **Johnathan Cyprien** recorded 12 tackles (four solo) vs. the Titans in Week 8, his 11th career game with at least 10 tackles.

CYPRIEN'S 10-PLUS TACKLE GAMES

Date	Opponent	Total	Solo	Asst.
10/27/16	at Tennessee	12	4	8
9/25/16	vs. Baltimore	10	9	1
1/3/16	at Houston	14	6	8
12/6/15	at Tennessee	11	7	4
11/8/15	at New York Jets	13	7	6
10/4/15	at Indianapolis	14	11	3
12/28/14	at Houston	11	7	4
10/12/14	at Tennessee	14	11	3
10/5/14	vs. Pittsburgh	10	8	2
12/5/13	vs. Houston	10	7	3
10/6/13	at St. Louis	12	12	0

RAMSEY RISING

According to Pro Football Focus, Jaguars first-round rookie CB **Jalen Ramsey**, who has started all 12 games and totaled 51 tackles (42 solo), has been targeted 67 times in 2016 and allowed receivers to register 39 receptions for 497 yards (12.7 rec. avg.). Ramsey, who has held receivers to 50-or-fewer receiving yards in coverage in eight of 12 games, has been tasked with following the opponents' number one wideout on five occasions in 2016, including BAL's **Steve Smith**, IND's **T.Y. Hilton**, CHI's **Alshon Jeffrey**, OAK's **Amari Cooper** and HOU's **DeAndre Hopkins**.

RAMSEY IN COVERAGE (According to PFF)

Week	Opponent	Tgts.	Recs.	Rec. Yds	Rec. Avg.
1	vs. G.B.	4	3	23	7.7
2	@ S.D.	5	3	25	8.3
3	vs. BAL	6	4	15	3.8
4	vs. IND	9	7	107	15.3
6	at CHI	9	4	73	18.3
7	vs. OAK	1	0	0	0.0
8	at TEN	2	2	63	31.5
9	at K.C.	3	1	9	9.0
10	vs. HOU	11	6	49	8.2
11	at DET	6	5	36	7.2
12	at BUF	3	2	74	37.0
13	vs. DEN	8	2	23	11.5
Totals		67	39	497	12.7

ALUALU HITS 100 MILESTONE

DE **Tyson Alualu** played in his 100th career game as a Jaguar in Week 7 against the Raiders. Alualu is the fifth defensive lineman in team history with 100-plus games played.

MOST GAMES PLAYED BY A DEFENSIVE LINEMAN IN JAGUARS HISTORY

Rk.	Player (Years)	Total
1.	Rob Meier (2000-08)	129
2.	John Henderson (2002-09)	124
3.	Paul Spicer (2000-08)	115
4.	Tyson Alualu (2010-16)	105
5.	Marcus Stroud (2001-07)	100

THIRD DOWN DEFENSE

In Week 13, the Broncos finished 1 of 13 (7.7%) on third down, marking the second time the Jaguars defense has allowed just one third down conversion in a game this season (Kansas City finished 1 of 14 on third down in Week 9). The Jaguars are one of three teams in the NFL (Buccaneers, Vikings) to hold an opponent to one or fewer third down conversions in multiple games this season. In 2016 the Jaguars defense has held opponents to 39.4 percent on third down, which ranks 18th in the NFL. The Jaguars defense holding the Chiefs to 7.1% (1 of 14) and the Broncos to 7.7% (1 of 13) on third down ranks first and second, respectively, in single-game defensive third down conversion rate this season. Below is a look at the best single-game defensive performances on third down in 2016:

BEST SINGLE-GAME DEFENSIVE THIRD DOWN PERFORMANCES, 2016

Rank	Team	Opp.	Week	3rd Down Conversions	3rd Down Attempts	3rd Down Percentage
1.	JAX	K.C.	9	1	14	7.1%
2.	JAX	DEN	13	1	13	7.7%
		MIN	HOU	5	13	7.7%
4.	N.E.	L.A.	13	1	12	8.3%
		BUF	N.E.	4	12	8.3%

DEFENSIVE NOTES



JAX SACK ATTACK

In Week 12, Jacksonville recorded 2.0 sacks against the Broncos. Third-round rookie DE **Yannick Ngakoue** leads the Jaguars with 6.0 sacks through 12 games this season.

MOST SACKS, JAGUARS, 2016

Rk.	Player	Sacks
1.	Yannick Ngakoue	6.0
2.	Malik Jackson.....	4.5
3.	Sen'Derrick Marks.....	3.0
4.	Dante Fowler Jr.	2.5
	Tyson Alualu	2.5
6.	Paul Posluszny.....	1.5



BRING IT ON

Third-round rookie DE **Yannick Ngakoue** registered his sixth sack of the season on a three-yard takedown of Bills QB **Tyrod Taylor** in the first quarter. Ngakoue's 6.0 sacks in 2016 are the third-most by a rookie in franchise history, trailing only **John Henderson's** 6.5 sacks in 2002 and **Tony Brackens'** rookie franchise record of 7.0 sacks in 1996.

MOST SACKS BY A ROOKIE IN JAGUARS HISTORY

Rk.	Player (Year)	Games	Sacks
1.	Tony Brackens (1996)	15	7.0
2.	John Henderson (2002)	16	6.5
3.	Yannick Ngakoue (2016)	12	6.0
4.	Kevin Hardy (1996)	15	5.5



THE ROOKIE RISES

DE **Yannick Ngakoue** recorded a sack in four consecutive games this season, tying for the second-most consecutive games with a sack in Jaguars history. Ngakoue is the only rookie to register a sack in four consecutive games.

CONSECUTIVE GAMES WITH A SACK IN JAGUARS HISTORY

Rk.	Player	Date	Games
1.	Tony Brackens	Nov. 11-Dec. 30, 2011	8
2.	Yannick Ngakoue	Sept. 18-Oct. 16, 2016	4
	Gary Walker	Oct. 18-Nov. 11, 2001	4
	Tony Brakens	Nov. 28-Dec. 19, 1999	4
	Kevin Hardy	Oct. 11-Nov. 7, 1999	4
	Tony Brackens	Sept. 22-Oct. 12, 1997	4



UNIQUE YANNICK

In 2016, DE **Yannick Ngakoue** and OAK's **Khalil Mack** are the only two players in the NFL who have registered 6.0-plus sacks, three-plus forced fumbles and at least one INT.



ROOKIE RULES

DE **Yannick Ngakoue** is the 12th rookie in NFL history to record 6.0-plus sacks and at least one INT through their first 12 career games, and the first to do so in the past five seasons.

6.0+ SACKS AND AT LEAST ONE INTERCEPTION BY A ROOKIE IN FIRST 12 CAREER GAMES, NFL

Year	Player (Team)	Sacks	INTs
2016	Yannick Ngakoue (JAX)	6.0	1
2011	Ryan Kerrigan (WAS)	7.0	1
2010	Ndamukong Suh (DET)	8.0	1
2003	Terrell Suggs (BAL)	8.0	1
2002	Julius Peppers (CAR)	12.0	1
2001	Justin Smith (CIN)	7.5	1
2000	Darren Howard (N.O.)	8.0	1
2000	Brian Urlacher (CHI)	6.0	2
2000	Shaun Ellis (NYJ)	6.0	1
1988	Aundray Bruce (ATL)	6.0	1
1986	Leslie O'Neal (S.D.)	11.5	2
1986	Charles Haley (S.F.)	8.0	1



UNDRAFTED ROOKIES

Since the Jaguars' inaugural season in 1995, there have been 41 undrafted rookies to make the club's opening day roster.

Year	Player
2016	S Jarrod Wilson
2015	LB Thurston Armbrister, RB Corey Grant , CB Nick Marshall
2014	WR Allen Hurns , G Tyler Shatley , OT Josh Wells
2013	DT Abry Jones , LB LaRoy Reynolds, LS Carson Tinker
2012	DB Antwon Blake, WR Kevin Elliott, LB Julian Stanford, C Mike Brewester
2011	OT Cameron Bradfield, WR Jamar Newsome, CB Kevin Rutland
2010	LB Jacob Cutrera, OT Kevin Haslam, DE Aaron Morgan
2009	LB Russell Allen, DE Julius Williams
2008	CB Brian Witherspoon, CB Isaiah Gardner
2007	---
2006	OT Richard Collier, DE Tony McDaniel, RB Montell Owens
2005	G Dan Connolly, RB/KR Derrick Wimbush
2004	TE Brian Jones, CB David Richards
2003	PK Seth Marler, WR Cortez Hankton, DT Matt Leonard
2002	---
2001	RB Elvis Joseph, WR Randal Williams, FB Patick Washington
2000	---
1999	FB Stacey Mack
1998	---
1997	CB Kevin Devine, DE Jabbar Threats
1996	CB Rashid Gayle
1995	TE Gordon Laro



FAST START

The Jacksonville Jaguars defense forced a three-and-out on the Broncos' first offensive possession in Week 13, marking the second consecutive week in which the defense has forced a three-and-out on their opponents' first offensive possession. The Jaguars defense has held their opponents scoreless on their first four offensive possessions and for the duration of the first quarter for three consecutive games.

SPECIAL TEAMS NOTES



TOP PERCENT

Second-year K **Jason Myers** has made 42-of-49 (85.7 pct.) career FGs, including 18-of-24 (75.0 pct.) from 40-plus yards. Myers' 85.7 career FG pct. is the highest in Jaguars history among kickers with at least 25 FG attempts. Myers also ranks first in team history with his 75.0 FG pct. on kicks from 40-plus yards (min. five FG attempts from 40-plus yards). Myers has converted 6-of-10 FGs from 50-plus yards, including made kicks from 52 (11/20/16 at DET), 54 (11/13/16 vs. HOU), 50 (09/11/16 vs. G.B.), 51 (11/29/15 vs. S.D.), 53 (11/15/15 at BAL), and 58 yards (09/20/15 vs. MIA).

JAGUARS ALL-TIME KICKERS

Name (Years)	Games	XPM/XPA	XP%	FGM/FGA	FG%
Jason Myers (2015-16)	28	54/62	87.1	42/49	85.7
Josh Scobee (2004-14)	168	317/322	98.4	235/291	80.8
John Carney (2007)	8	20/21	95.2	9/11	81.8
Seth Marler (2003)	16	30/30	100.0	20/33	60.6
Danny Boyd (2002)	4	7/7	100.0	5/5	100.0
Richie Cunningham (2002)	1	2/2	100.0	1/1	100.0
Hayden Epstein (2002)	6	13/13	100.0	5/9	55.6
Tim Seder (2002)	5	11/11	100.0	8/12	66.7
Steve Lindsey (1999-2000)	26	5/5	100.0	5/7	71.4
Mike Hollis (1995-2001)	108	239/242	98.8	175/217	80.6



MYERS FOR MAYOR

In Week 2 of the 2015 season, K **Jason Myers** connected on a career-long 58-yard FG, the second-longest FG in franchise history. Myers' 58-yarder tied with **Kyle Brindza** for the third-longest distance made by an NFL kicker in 2015 (STL's **Greg Zuerlein**, 61 yards; DET's **Matt Prater**, 59 yards).

In Week 10 against Houston, Myers connected a 54-yard FG, tying for the fourth longest FG in franchise history (**Josh Scobee**, 10/24/11 vs. Bal).

LONGEST FIELD GOAL MADE, JAGUARS HISTORY

Rk.	Name	Date/Opponent	Yds
1.	Josh Scobee	Oct. 3, 2010 vs. IND	59
2.	Jason Myers	Sept. 20, 2015 vs. MIA	58
3.	Josh Scobee	Dec. 15, 2013 vs. BUF	55
4.	Jason Myers	Nov. 13, 2016 vs. HOU	54
	Josh Scobee	Oct. 24, 2011 vs. BAL	54

LONGEST FIELD GOAL MADE, NFL, 2015

Rk.	Name (Team)	Date/Opponent	Yds
1.	Greg Zuerlein (STL)	Nov. 8, 2015 at CIN	61
2.	Matt Prater (Det.)	Jan. 3, 2016 at CHI	59
3.	Jason Myers (Jax.)	*Sept. 20, 2015 vs. MIA	58
	Kyle Brindza (TB)	Sept. 27, 2015 at HOU	58



BIG FOOT

From 11/15/15 to 9/11/16, K **Jason Myers** made 16 consecutive FGs, tied for the third-most consecutive made FGs in Jaguars history. Myers has converted his last five FGs (dating back to Week 10 vs. Houston).

CONSECUTIVE FGs MADE IN JAGUARS HISTORY

Rank	Name	Dates	FGs
1.	Josh Scobee	Nov. 27, 2011-Nov. 4, 2012	20
1.	Mike Hollis	Nov. 1, 1998-Sept. 19, 1999	20
3.	Mike Hollis	Oct. 12-Nov. 30, 1997	16
	Jason Myers	Nov. 15, 2015-Sept. 11, 2016	16
5.	Josh Scobee	Sept. 11-Nov. 15, 2011	15
	Josh Scobee	Oct. 1-Nov. 26, 2006	15



BEND IT LIKE NORTMAN

In Week 6, fifth-year P **Brad Nortman**'s five punts for 275 yards (55.0 gross avg./52.2 net avg.) ranks third in gross punting average and first in net punting average in Jaguars single-game history.

GROSS PUNTING AVERAGE IN A SINGLE GAME, JAGUARS HISTORY (minimum of four punts)

PLAYER (DATE)	GROSS AVG.
Bryan Anger (Dec. 23, 2012 vs. N.E.)	56.3
Bryan Anger (Oct. 11, 2015 at T.B.)	55.3
BRAD NORTMAN (Oct. 16, 2016 at Chi.)	55.0
Bryan Barker (Oct. 19, 1997 at Dal.)	53.8
Brad Nortman (Oct. 2, 2016 vs. Ind.)	53.6
Bryan Anger (Sept. 9, 2012 at Min.)	53.5
Bryan Anger (Sept. 23, 2012 at Ind.)	53.5

NET PUNTING AVERAGE IN A SINGLE GAME, JAGUARS HISTORY (minimum of four punts)

PLAYER (DATE)	NET AVG.
BRAD NORTMAN (Oct. 16, 2016 at Chi.)	52.2
Bryan Anger (Nov. 4, 2012 vs. Det.)	50.5
Adam Podlesh (Dec. 23, 2007 vs. Oak.)	49.8
Chris Hanson (Nov. 10, 2002 vs. Was.)	48.2
Bryan Anger (Dec. 26, 2012 at Mia.)	47.4



GOING LONG

P **Brad Nortman** made a crucial 78-yard punt with 2:31 left in the fourth quarter against the Colts in Week 4, which placed the Colts at their own 25-yard line. Nortman's 78-yard punt is tied for the longest in the NFL so far this season (Johnny Hekker, L.A.) and the second-longest in Jaguars history behind **Bryan Barker**'s 83-yard punt against the New York Jets on Oct. 11, 1999.



LEE ON THE LOOSE

WR/KR Marqise Lee is averaging 26.6 yards per kick returns this season, the fifth-most among players with at least 10 kick returns.

KICK RETURN AVERAGE, NFL, 2016 (minimum 10 kick return attempts)

Rk.	Player	Att.	Avg.
1.	Cordarrelle Patterson	19	30.5
2.	Alex Erickson	16	29.4
3.	Tyreek Hill	12	28.5
4.	Benny Cunningham	22	27.2
5.	Marqise Lee	13	26.6
6.	Tyler Lockett	15	26.3
7.	Devin Hester	17	25.1
8.	Dwayne Harris	18	25.0
9.	Jalen Richard	13	24.3
10.	Jalin Marshall	15	23.9

LAST TIME IT HAPPENED



TEAM

OVERTIME GAME WON

By Jaguars — Jaguars 23, St. Louis 20, 10/18/09
By Opponents — at Indianapolis 16, Jaguars 13, 10/4/15

SHUTOUT

By Jaguars — Jaguars 41, New York Jets 0, 10/8/06
By Opponents — at Seattle 41, Jaguars 0, 10/11/09

SCORELESS FIRST HALF

By Jaguars — Jaguars 0, Tennessee 27, 10/27/16
(Final: Tennessee 36, Jacksonville 22)
By Opponents — Philadelphia 0, Jacksonville 17, 9/7/14
(Final: Philadelphia 34, Jacksonville 17)

SCORELESS SECOND HALF/OT

By Jaguars — Jaguars 0, Indianapolis 6, 10/4/15
(Final: Indianapolis 16, Jaguars 13)
By Opponents — Cleveland 0, Jaguars 17, 10/19/14
(Final: Jaguars 24, Cleveland 6)

400 TOTAL YARDS

By Jaguars — Jaguars at Kansas City, 449 total yards, 11/6/16
By Opponents — Tennessee vs. Jaguars, 494 total yards, 10/27/16

500 TOTAL YARDS

By Jaguars — Jaguars vs. Baltimore, 519 total yards, 9/20/98
By Opponents — New Orleans vs. Jaguars, 537 total yards, 12/27/15

50 POINTS SCORED

By Jaguars — Jaguars vs. Indianapolis, 51 points (51-16), 12/13/15
By Opponents — New England vs. Jaguars, 51 points (51-17), 9/27/15



OFFENSE

100 YARDS RUSHING

By Jaguars — Chris Ivory at Kansas City (107 yards), 11/6/16
By Opponents — LeSean McCoy of Buffalo (103 yards), 11/27/16

200 YARDS RUSHING

By Jaguars — Fred Taylor at Pittsburgh (234 yards), 11/19/00
By Opponents — Chris Johnson of Tennessee (228 yards), 11/1/09

300 YARDS PASSING

By Jaguars — Blake Bortles at Tennessee (337 yards), 10/27/16
By Opponents — Drew Brees of New Orleans (412 yards), 12/27/15

400 YARDS PASSING

By Jaguars — Mark Brunell vs. St. Louis (421 yards), 9/10/00
By Opponents — Drew Brees of New Orleans (412 yards), 12/27/15

100 YARDS RECEIVING

By Jaguars — Allen Robinson vs. Houston (107 yards), 11/13/16
By Opponents — Cameron Meredith of Chicago (113 yards), 10/16/16

200 YARDS RECEIVING

By Jaguars — Justin Blackmon at Houston (236 yards), 11/18/12
By Opponents — Josh Gordon of Cleveland (261 yards), 12/01/13

100 YARDS RUSHING IN A HALF

By Jaguars — Maurice Jones-Drew at Tennessee (107 in 2nd half), 12/5/10
By Opponents — Rashard Mendenhall of Pittsburgh (113 in 1st half), 10/16/11

TWO 100-YARD RUSHERS IN SAME GAME

By Jaguars — R. Jennings (109 yards) & M. Jones-Drew (101 yards) vs. Oakland, 12/12/10
By Opponents — None



OFFENSE

100 YARDS RECEIVING IN A HALF

By Jaguars — Allen Robinson at New Orleans (149 in 2nd half), 12/27/15
By Opponents — Brandin Cooks of New Orleans (107 in 1st half), 12/27/15

TWO 100-YARD RECEIVERS IN SAME GAME

By Jaguars — A. Robinson (151 yards, TD) & A. Hurns (106 yards, 2 TDs) at New Orleans, 12/27/15
By Opponents — R. Matthews (115 yards) & J. Landry (110 yards) of Miami, 9/20/15

30 COMPLETIONS IN A GAME

By Jaguars — Blake Bortles vs. Houston (32-of-49 passes), 11/13/16
By Opponents — Brian Hoyer of Chicago (30-of-49 passes), 10/16/16

THREE TOUCHDOWN PASSES

By Jaguars — Blake Bortles at Tennessee, 10/27/16
By Opponents — Philip Rivers of San Diego, 9/18/16

FOUR TOUCHDOWN PASSES

By Jaguars — Blake Bortles at New Orleans, 12/27/15
By Opponents — Philip Rivers of San Diego, 9/18/16

FIVE TOUCHDOWN PASSES

By Jaguars — Blake Bortles at Tennessee, 12/6/15
By Opponents — Drew Brees of New Orleans, 12/27/15

TWO TOUCHDOWN RECEPTIONS

By Jaguars — Allen Robinson vs. Baltimore, 9/25/16
By Opponents — Travis Benjamin of San Diego, 9/18/16

THREE TOUCHDOWN RECEPTIONS

By Jaguars — Allen Robinson at Tennessee, 12/6/15
By Opponents — Randy Moss of New England, 12/27/09

TWO TOUCHDOWNS RUSHING

By Jaguars — Denard Robinson vs. Jacksonville, 11/9/14
By Opponents — LeSean McCoy of Buffalo, 11/27/16

THREE TOUCHDOWNS RUSHING

By Jaguars — Maurice Jones-Drew vs. St. Louis, 10/18/09
By Opponents — LeGarrette Blount of New England, 9/27/15

LAST TIME IT HAPPENED



DEFENSE

INTERCEPTED PASS RETURNED FOR A TOUCHDOWN

By Jaguars — Telvin Smith (26 yards) vs. Buffalo, 10/25/15
By Opponents — Rafael Bush of Detroit (39 yards), 11/20/16

FUMBLE RETURNED FOR A TOUCHDOWN

By Jaguars — Andre Branch vs. Indianapolis (49 yards), 12/13/15
By Opponents — Wesley Woodyard of Tennessee (3 yards), 12/6/15

TWO FORCED FUMBLES

By Jaguars — Andre Branch at Philadelphia, 9/7/14
By Opponents — John Abraham of Atlanta, 12/15/11

TWO SACKS

By Jaguars — Malik Jackson at Buffalo (2.0), 11/27/16
By Opponents — Marcell Dareus of Buffalo (2.0), 11/27/16

THREE SACKS

By Jaguars — Chris Clemons at Indianapolis (3.0), 11/23/14
By Opponents — W. Mercilus (3.5) & J. Watt of Houston (3.0), 1/3/16

TWO INTERCEPTIONS

By Jaguars — Davon House at Baltimore, 11/15/15
By Opponents — Casey Hayward of San Diego, 9/18/16

SAFETY

By Jaguars — Holding penalty on Dallas' K. Wilber enforced in the end zone, 11/9/14
By Opponents — J.J. Watt of Houston (Sacked QB B. Bortles in the end zone), 12/29/14



SPECIAL TEAMS

FIVE FIELD GOALS

By Jaguars — Josh Scobee at Buffalo, 10/10/10
By Opponents — Jeff Reed of Pittsburgh, 12/1/02 (six field goals)

55-YARD FIELD GOAL

By Jaguars — Jason Myers vs. Miami (58 yards), 9/20/15
By Opponents — Blair Walsh of Minnesota (55 yards), 9/9/12

50-YARD FIELD GOAL

By Jaguars — Jason Myers vs. Detroit (52 yards), 11/20/16
By Opponents — Cairo Santos of Kansas City (51 yards), 11/6/16

KICKOFF RETURN FOR A TOUCHDOWN

By Jaguars — Maurice Jones-Drew (100 yards) at New Orleans, 11/4/07
By Opponents — Tyjaun Hagler of Indianapolis (41 yards), 12/19/10

PUNT RETURN FOR A TOUCHDOWN

By Jaguars — Rashad Greene (73 yards) vs. Indianapolis, 12/13/15
By Opponents — Andre Roberts of Detroit (55 yards), 11/20/16

BLOCKED FIELD GOAL ATTEMPT

By Jaguars — Tyson Alualu at New Orleans (Kai Forbath), 9/27/15
By Opponents — Brent Urban of Baltimore (Jason Myers), 9/25/16

BLOCKED FIELD GOAL RETURNED FOR A TOUCHDOWN

By Jaguars — Chris Hudson (58 yards) vs. Pittsburgh, 9/22/97
By Opponents — Antrel Rolle of Arizona (83 yards), 9/20/09

BLOCKED PUNT RETURNED FOR A TOUCHDOWN

By Jaguars — Mike Harris (19 yards) at Tennessee, 12/30/12
By Opponents — Kamar Aiken of Baltimore (11 yards), 12/14/14

BLOCKED PUNT

By Jaguars — Hayes Pullard III vs. San Diego, 11/29/15
By Opponents — Darian Stewart of Baltimore (Bryan Anger), 12/14/14

BLOCKED EXTRA POINT

By Jaguars — Tony Brackens vs. Cincinnati (Doug Pelfrey), 10/5/97
By Opponents — Bernard Pollard of Tennessee (Josh Scobee), 12/22/13

TWO-POINT CONVERSION MADE

By Jaguars — B. Bortles pass to A. Robinson vs. Houston, 11/13/16
By Opponents — L. McCoy of Buffalo run, 11/27/16

TWO-POINT CONVERSION FAILED

By Jaguars — Blake Bortles at New Orleans (pass failed), 12/27/15
By Opponents — Joe Flacco of Baltimore (pass failed), 11/15/15

RECOVERED OWN ONSIDE KICK

By Jaguars — at Baltimore (J. Cyprien), 12/14/14
By Opponents — vs. Houston (Q. Demps), 12/27/11

JAGUARS 2016 DEFENSE REPORT

Player	Tkl	Ast	Comb	Sack	Sk Yds	TFL	QH	Int	PD	FF	FR
Paul Posluszny	74	23	97	1.5	17	6	3	1	1	0	0
Telvin Smith	78	16	94	1	0	13	2	0	5	0	1
Johnathan Cyprien	65	18	83	1	2	3	1	0	1	0	1
Jalen Ramsey	42	9	51	0	0	2	1	0	3	0	0
Prince Amukamara	36	0	36	0	0	1	0	0	3	0	0
Dante Fowler	20	8	28	2.5	15.5	5	6	0	2	0	0
Malik Jackson	22	4	26	4.5	25.5	7	12	0	2	0	0
Tyson Alualu	20	6	26	2.5	14	6	4	0	0	0	0
Tashaun Gipson	23	2	25	0	0	0	0	1	1	0	0
Abry Jones	18	4	22	0	0	3	0	0	1	0	0
Aaron Colvin	18	3	21	1	7	2	1	0	0	0	0
Myles Jack	15	5	20	0.5	0	1	2	0	1	0	0
Yannick Ngakoue	15	3	18	6	28	4	11	1	2	3	0
Sen'Derrick Marks	12	2	14	3	16	6	7	0	0	0	0
Davon House	12	2	14	0	0	0	0	0	0	0	0
Dan Skuta	11	1	12	0	0	1	0	0	1	0	0
Jared Odrick	9	3	12	1	0	0	1	0	1	1	0
Roy Miller	10	0	10	0	0	1	1	0	0	0	0
Dwayne Gratz	5	0	5	0	0	0	0	0	0	0	0
Josh Johnson	3	2	5	0.5	5	0	1	0	1	0	0
Chris Smith	4	0	4	1	4	1	1	0	0	0	0
Sheldon Day	4	0	4	0	0	3	0	0	0	0	0
Richard Ash	1	3	4	0	0	0	0	0	0	0	0
Peyton Thompson	1	1	2	0	0	0	0	0	0	0	0
Hayes Pullard	1	1	2	0	0	0	0	0	0	0	0
Team Totals	520	116	636	26	134	65	54	3	25	4	2



ROSTER INFORMATION

REGULAR SEASON WEEK 14 vs. MINNESOTA

JAGUARS 2016 ALPHABETICAL ROSTER

NO	NAME	POS	HT	WT	DOB	AGE	EXP	COLLEGE	HOMETOWN	HOW ACQ
10	Allen, Brandon	QB	6-2	219	9/5/92	24	R	Arkansas	Fayetteville, Ark.	D6b-'16
93	Alualu, Tyson	DE	6-3	304	5/12/87	29	7	California	Honolulu, Hawaii	D1-'10
21	Amukamara, Prince	CB	6-0	202	6/6/89	27	6	Nebraska	Leominster, Mass.	UFA (NYG)-'16
68	Beachum, Kelvin	OT	6-3	316	6/8/89	27	5	Southern Methodist	Mexia, Texas	UFA (Pit.)-'16
17	Benn, Arrelious	WR	6-2	222	9/8/88	28	6	Illinois	Washington, D.C.	FA-'16
5	Bortles, Blake	QB	6-5	239	4/28/92	24	3	Central Florida	Oviedo, Fla.	D1-'14
59	Brown, Arthur	LB	6-0	240	6/17/90	26	4	Kansas State	Wichita, Kan.	W (Bal.)-'16
60	Cann, A.J.	G	6-3	317	10/23/91	25	2	South Carolina	Bamberg, S.C.	D3-'15
22	Colvin, Aaron	CB	6-0	193	10/2/91	25	3	Oklahoma	Tulsa, Okla.	D4-'14
37	Cyprien, Johnathan	S	6-0	217	7/29/90	26	4	Florida International	North Miami Beach, Fla.	D2-'13
92	Day, Sheldon	DT	6-1	285	7/1/94	22	R	Notre Dame	Indianapolis, Ind.	D4-'16
48	Ellis, Alex	TE	6-4	253	2/10/93	23	R	Tennessee	Salisbury, Md.	FA-'16
56	Fowler Jr., Dante	DE	6-3	250	8/3/94	22	2	Florida	St. Petersburg, Fla.	D1-'15
39	Gipson, Tashaun	FS	5-11	210	8/7/90	26	5	Wyoming	Dallas, Texas	UFA (Cle.)-'16
30	Grant, Corey	RB	5-11	204	12/19/91	24	2	Auburn	Opelika, Ala.	FA-'15
7	Henne, Chad	QB	6-3	219	7/2/85	31	9	Michigan	Wyomissing, Pa.	UFA (Mia.)-'12
79	Hill, Jordan	DT	6-1	291	2/8/91	25	4	Penn State	Harrisburg, Pa.	W (Was.)-'16
31	House, Davon	CB	6-0	200	7/10/89	27	6	New Mexico State	Palmdale, Calif.	UFA (G.B.)-'15
88	Hurns, Allen	WR	6-3	201	11/12/91	25	3	Miami (Fla.)	Miami, Fla.	FA-'14
33	Ivory, Chris	RB	6-0	224	3/22/88	28	7	Tiffin	Longview, Texas	UFA (NYJ)-'16
44	Jack, Myles	LB	6-1	247	9/3/95	21	R	UCLA	Scottsdale, Ariz.	D2-'16
90	Jackson, Malik	DL	6-5	300	1/11/90	26	5	Tennessee	Van Nuys, Calif.	UFA (Den.)-'16
29	Johnson, Josh	CB	5-10	195	9/10/90	26	1	Purdue	Dade City, Fla	FA-'16
95	Jones, Abry	DT	6-4	318	9/8/91	25	4	Georgia	Warner Robins, Ga.	FA-'13
83	Koyack, Ben	TE	6-5	269	4/9/93	23	1	Notre Dame	Oil City, Pa.	D7-'15
11	Lee, Marqise	WR	6-0	200	11/25/91	25	3	Southern California	Inglewood, Calif.	D2-'14
65	Linder, Brandon	C	6-6	309	1/25/92	24	3	Miami (Fla.)	Southwest Ranches, Fla.	D3-'14
99	Marks, Sen'Derrick	DT	6-2	309	2/23/87	29	8	Auburn	Mobile, Ala.	UFA (Ten.)-'13
2	Myers, Jason	K	5-10	195	5/12/91	25	2	Marist	Chula Vista, Calif.	FA-'15
91	Ngakoué, Yannick	DE	6-2	246	3/31/95	21	R	Maryland	Bowie, Md.	D3-'16
3	Nortman, Brad	P	6-2	218	9/12/89	27	5	Wisconsin	Brookfield, Wis.	UFA (Car.)-'16
75	Odrick, Jared	DL	6-5	298	12/31/87	28	7	Penn State	Lebanon County, Pa.	UFA (Mia.)-'15
78	Parnell, Jermeý	OT	6-6	323	7/20/86	30	6	Mississippi	Blytheville, Ark.	UFA (Dal.)-'15
51	Posluszny, Paul	LB	6-2	232	10/10/84	32	10	Penn State	Aliquippa, Pa.	UFA (Buf.)-'11
73	Poutasi, Jeremiah	OL	6-5	335	8/7/94	22	2	Utah	Daly City, Calif.	FA-'16
52	Pullard III, Hayes	LB	6-0	233	4/18/92	24	2	Southern California	Los Angeles, Calif.	PS (Cle.)-'15
20	Ramsey, Jalen	CB	6-2	211	10/24/94	22	R	Florida State	Smyrna, Tenn.	D1-'16
64	Reed, Chris	G	6-5	310	7/22/92	24	1	Minnesota State	Omaha, Neb.	FA-'15
15	Robinson, Allen	WR	6-3	218	8/24/93	23	3	Penn State	Southfield, Mich.	D2a-'14
16	Robinson, Denard	RB	6-0	213	9/22/90	26	4	Michigan	Deerfield Beach, Fla.	D5-'13
69	Shatley, Tyler	G	6-3	306	5/5/91	25	2	Clemson	Icard, N.C.	FA-'14
55	Skuta, Dan	LB	6-2	252	4/21/86	30	8	Grand Valley State	Flint, Mich.	UFA (S.F.)-'15
98	Smith, Chris	DE	6-1	262	2/11/92	24	3	Arkansas	Mount Ulla, N.C.	D5b-'14
50	Smith, Telvin	LB	6-3	218	4/11/91	25	3	Florida State	Valdosta, Ga.	D5a-'14
87	Sterling, Neal	TE	6-4	254	1/14/92	24	2	Monmouth	Belmar, N.J.	D7a-'15
80	Thomas, Julius	TE	6-5	256	6/27/88	28	6	Portland State	Stockton, Calif.	UFA (Den.)-'15
25	Thompson, Peyton	FS	5-10	189	9/26/90	26	2	San Jose State	Sacramento, Calif.	FA-'14
46	Tinker, Carson	LS	6-0	239	11/15/89	27	4	Alabama	Murfreesboro, Tenn.	FA-'13
81	Walters, Bryan	WR	6-0	195	11/4/87	29	5	Cornell	Bothell, Wash.	FA-'16
72	Wells, Josh	OT	6-6	305	2/14/91	25	3	James Madison	Mechanicsville, Va.	FA-'14
47	Wilson, Jarrod	S	6-2	209	2/9/94	22	R	Michigan	Akron, Ohio	FA-'16
14	Wynn, Shane	WR	5-6	159	11/15/92	24	1	indiana	Cleveland, Ohio	FA-'16
24	Yeldon, T.J.	RB	6-1	223	10/2/93	23	2	Alabama	Daphne, Ala.	D2-'15

Head Coach: Gus Bradley

Assistants: John Benton (assistant offensive line), Daniel Bullocks (assistant defensive backs), John Donovan (offensive quality control) Nathaniel Hackett (offensive coordinator), Alex Hampton (strength associate), Scottie Hazelton (assistant linebackers), Monte Kiffin (defensive assistant), Jess Langvardt (strength associate), Mike Mallory (special teams coordinator), Doug Marrone (assistant head coach-offense/offensive line), Ron Middleton (tight ends/assistant special teams), Tom Myslinski (strength and conditioning coordinator), Chris O'Hara (offensive coaches associate), Mike Rutenberg (defensive assistant), Robert Saleh (linebackers), Cedric Scott (assistant strength coach), Dan Shamash (defensive quality control), Kelly Skipper (running backs), Matt Smiley (assistant special teams coach), Tony Sorrentino (assistant wide receivers coach), Jerry Sullivan (wide receivers), DeWayne Walker (defensive backs), Todd Wash (defensive coordinator), Aaron Whitecotton (assistant defensive line), Tyler Wolf (assistant to head coach).

JAGUARS 2016 NUMERICAL ROSTER

12/6/2016

NO	NAME	POS	HT	WT	DOB	AGE	EXP	COLLEGE	HOMETOWN	HOW ACC
2	Jason Myers	K	5-10	195	5/12/91	25	2	Marist	Chula Vista, Calif.	FA-'15
3	Brad Nortman	P	6-2	218	9/12/89	27	5	Wisconsin	Brookfield, Wis.	UFA (Car.)-'16
5	Blake Bortles	QB	6-5	239	4/28/92	24	3	Central Florida	Oviedo, Fla.	D1-'14
7	Chad Henne	QB	6-3	219	7/2/85	31	9	Michigan	Wyomissing, Pa.	UFA (Mia.)-'12
10	Brandon Allen	QB	6-1	219	9/5/92	24	R	Arkansas	Fayetteville, Ark.	D6b-'16
11	Marqise Lee	WR	6-0	200	11/25/91	25	3	Southern California	Inglewood, Calif.	D2-'14
14	Shane Wynn	WR	5-6	159	11/15/92	24	1	Indiana	Cleveland, Ohio	FA-'16
15	Allen Robinson	WR	6-3	218	8/24/93	23	3	Penn State	Southfield, Mich.	D2a-'14
16	Denard Robinson	RB	6-0	213	9/22/90	26	4	Michigan	Deerfield Beach, Fla.	D5-'13
17	Arrelious Benn	WR	6-2	222	9/8/88	28	6	Illinois	Washington, D.C.	FA-'16
20	Jalen Ramsey	CB	6-1	211	10/24/94	22	R	Florida State	Smyrna, Tenn.	D1-'16
21	Prince Amukamara	CB	6-0	202	6/6/89	27	6	Nebraska	Leominster, Mass.	UFA (NYG)-'16
22	Aaron Colvin	CB	6-0	193	10/2/91	25	3	Oklahoma	Tulsa, Okla.	D3-'14
24	T.J. Yeldon	RB	6-1	223	10/2/93	23	2	Alabama	Daphne, Ala.	D2-'15
25	Peyton Thompson	FS	5-10	189	9/26/90	26	2	San Jose State	Sacramento, Calif.	FA-'14
29	Josh Johnson	DB	5-10	195	9/10/90	26	1	Purdue	Dade City, Fla.	FA-'16
30	Corey Grant	RB	5-11	204	12/19/91	24	2	Auburn	Opelika, Ala.	FA-'15
31	Davon House	CB	6-0	200	7/10/89	27	6	New Mexico State	Palmdale, Calif.	UFA (G.B.)-'15
33	Chris Ivory	RB	6-0	224	3/22/88	28	7	Tiffin	Longview, Texas	UFA (NYJ)-'16
37	Johnathan Cyprien	S	6-0	217	7/29/90	26	4	Florida International	North Miami Beach, Fla.	D2-'13
39	Tashuan Gipson	FS	5-11	210	8/7/90	26	5	Wyoming	Dallas, Texas	UFA (Cle.)-'16
44	Myles Jack	LB	6-1	247	9/3/95	21	R	UCLA	Scottsdale, Ariz.	D2-'16
46	Carson Tinker	LS	6-0	239	11/15/89	27	4	Alabama	Murfreesboro, Tenn.	FA-'13
47	Jarrod Wilson	S	6-2	209	1/23/94	22	R	Michigan	Akron, Ohio	FA-'16
48	Alex Ellis	TE	6-4	253	2/10/93	23	R	Tennessee	Salisbury, Md.	PS-'16
50	Telvin Smith	LB	6-3	218	4/11/91	25	3	Florida State	Valdosta, Ga.	D5a-'14
51	Paul Posluszny	LB	6-2	232	10/10/84	32	10	Penn State	Aliquippa, Pa.	UFA (Buf.)-'11
52	Hayes Pullard III	LB	6-0	233	4/18/92	24	2	Southern California	Los Angeles, Calif.	PS (Cle.)-'15
55	Dan Skuta	LB	6-2	252	4/21/86	30	8	Grand Valley State	Flint, Mich.	UFA (S.F.)-'15
56	Dante Fowler Jr.	DE	6-3	250	8/3/94	22	2	Florida	St. Petersburg, Fla.	D1-'15
59	Arthur Brown	LB	6-0	240	6/17/90	26	4	Kansas State	Wichita, Kan.	W (Bal.)-'16
60	A.J. Cann	G	6-3	317	10/23/91	25	2	South Carolina	Bamberg, S.C.	D3-'15
64	Chris Reed	G	6-5	310	7/22/92	24	1	Minnesota State	Omaha, Neb.	FA-'15
65	Brandon Linder	C	6-6	309	1/25/92	24	3	Miami (Fla.)	Southwest Ranches, Fla.	D3-'14
68	Kelvin Beachum	OT	6-3	316	6/8/89	27	5	Southern Methodist	Mexia, Texas	UFA (Pit.)-'16
69	Tyler Shatley	G	6-3	306	5/5/91	25	2	Clemson	Icard, N.C.	FA-'14
72	Josh Wells	OL	6-6	305	2/14/91	25	3	James Madison	Mechanicsville, Va.	FA-'14
73	Jermiah Poutasi	OL	6-5	335	8/7/94	22	2	Utah	Daly City, Calif.	PS-'16
75	Jared Odrick	DL	6-5	298	12/31/87	28	7	Penn State	Lebanon County, Pa.	UFA (Mia.)-'15
78	Jermey Parnell	OT	6-6	323	7/20/86	30	7	Mississippi	Blytheville, Ark.	UFA (Dal.)-'15
79	Jordan Hill	DT	6-1	291	2/8/91	25	4	Penn State	Harrisburg, Pa.	W (Was.)-'16
80	Julius Thomas	TE	6-5	256	6/27/88	28	6	Portland State	Stockton, Calif.	UFA (Den.)-'15
81	Bryan Walters	WR	6-0	195	11/4/87	29	5	Cornell	Bothell, Wash.	UFA (Sea.)-'15
83	Ben Koyack	TE	6-5	269	4/9/93	23	1	Notre Dame	Oil City, Pa.	D7-'15
87	Neal Sterling	TE	6-4	254	1/14/92	24	2	Monmouth	Belmar, N.J.	D7a-'15
88	Allen Hurns	WR	6-3	201	11/12/91	25	3	Miami (Fla.)	Miami, Fla.	FA-'14
90	Malik Jackson	DL	6-5	300	1/11/90	26	5	Tennessee	Van Nuys, Calif.	UFA (Den.)-'16
91	Yannick Ngakoué	DE	6-2	246	3/31/95	21	R	Maryland	Bowie, Md.	D3-'16
92	Sheldon Day	DT	6-1	285	7/1/94	22	R	Notre Dame	Indianapolis, Ind.	D4-'16
93	Tyson Alualu	DE	6-3	304	5/12/87	29	7	California	Honolulu, Hawaii	D1-'10
95	Abry Jones	DT	6-4	318	9/8/91	25	4	Georgia	Warner Robins, Ga.	FA-'13
98	Chris Smith	DE	6-1	262	2/11/92	24	3	Arkansas	Mount Ulla, N.C.	D5b-'14
99	Sen'Derrick Marks	DT	6-2	309	2/23/87	29	8	Auburn	Mobile, Ala.	UFA (Ten.)-'13
Practice Squad										
12	Tony Washington	WR	5-11	197	10/18/90	26	2	Appalachian State	High Point, N.C.	PS-'16
14	Shane Wynn	WR	5-6	166	11/15/92	24	1	Indiana	Cleveland, Ohio	PS-'16
19	Mekale McKay	WR	6-5	210	8/4/93	23	R	Cincinnati	Louisville, Ky.	PS-'16
26	Doran Grant	CB	5-10	200	11/30/92	24	2	Ohio State	Akron, Ohio	PS-'16
34	Bronson Hill	RB	5-10	215	1/2/93	23	1	Eastern Michigan	Grand Rapids, Mich.	PS-'16
35	Akeem Davis	DB	6-1	200	12/25/89	26	3	Memphis	Laurel, Miss.	PS-'16
53	Sean Porter	LB	6-1	231	1/12/91	25	3	Texas A&M	Schertz, Texas	PS-'16
67	Arturo Uzdevinis	OT	6-6	295	11/2/92	24	R	Tulane	Tampa, Fla.	PS-'16
74	Louis Nix	DT	6-2	331	7/31/91	25	3	Notre Dame	Jacksonville, Fla.	PS-'16
94	Richard Ash	DT	6-3	325	8/4/92	24	1	Western Michigan	Pahokee, Fla.	PS-'16

JAGUARS BY EXPERIENCE

NO	NAME	POS	HT	WT	DOB	AGE	EXP	COLLEGE	HOMETOWN
10th Year (1)									
51	Posluszny, Paul	LB	6-2	232	10/10/84	32	10	Penn State	Aliquippa, Pa.
9th Year (1)									
7	Henne, Chad	QB	6-3	219	7/2/85	31	9	Michigan	Wyomissing, Pa.
8th Year (2)									
99	Marks, Sen'Derrick	DT	6-2	309	2/23/87	29	8	Auburn	Mobile, Ala.
55	Skuta, Dan	LB	6-2	252	4/21/86	30	8	Grand Valley State	Burton, Mich.
7th Year (2)									
93	Alualu, Tyson	DE	6-3	304	5/12/87	29	7	California	Honolulu, Hawaii
33	Ivory, Chris	RB	6-0	224	3/22/88	28	7	Tiffin	Longview, Texas
6th Year (6)									
21	Amukamara, Prince	CB	6-0	202	6/6/89	27	6	Nebraska	Leominster, Mass.
17	Benn, Arrelious	WR	6-2	222	9/8/88	28	6	Illinois	Washington, D.C.
31	House, Davon	CB	6-0	200	7/10/89	27	6	New Mexico State	Palmdale, Calif.
75	Odrick, Jared	DL	6-5	298	12/31/87	28	6	Penn State	Lebanon County, Pa.
78	Parnell, Jermey	OT	6-6	323	7/20/86	30	6	Mississippi	Blytheville, Ark.
80	Thomas, Julius	TE	6-5	256	6/27/88	28	6	Portland State	Stockton, Calif.
5th Year (5)									
68	Beachum, Kelvin	OT	6-3	316	6/8/89	27	5	Southern Methodist	Mexia, Texas
39	Gipson, Tashaun	FS	5-11	210	8/7/90	26	5	Wyoming	Dallas, Texas
90	Jackson, Malik	DL	6-5	300	1/11/90	26	5	Tennessee	Van Nuys, Calif.
3	Nortman, Brad	P	6-2	218	9/12/89	27	5	Wisconsin	Brookfield, Wis.
81	Walters, Bryan	WR	6-0	195	11/4/87	29	5	Cornell	Bothell, Wash.
4th Year (6)									
59	Brown, Arthur	LB	6-0	240	6/17/90	26	4	Kansas State	Wichita, Kan.
37	Cyprien, Johnathan	S	6-0	217	7/29/90	26	4	Florida International	N. Miami Beach, Fla.
79	Hill, Jordan	DT	6-1	291	2/8/91		4	Penn State	Harrisburg, Pa.
95	Jones, Abry	DT	6-4	318	9/8/91	25	4	Georgia	Warner Robins, Ga.
16	Robinson, Denard	RB	6-0	213	9/22/90	26	4	Michigan	Deerfield Beach, Fla.
46	Tinker, Carson	LS	6-0	239	11/15/89	27	4	Alabama	Murfreesboro, Tenn.
3rd Year (9)									
5	Bortles, Blake	QB	6-5	239	4/28/92	24	3	Central Florida	Oviedo, Fla.
22	Colvin, Aaron	CB	6-0	193	10/2/91	25	3	Oklahoma	Tulsa, Okla.
88	Hurns, Allen	WR	6-3	201	11/12/91	25	3	Miami (Fla.)	Miami, Fla.
11	Lee, Marqise	WR	6-0	200	11/25/91	25	3	Southern California	Inglewood, Calif.
65	Linder, Brandon	G	6-6	309	1/25/92	24	3	Miami (Fla.)	Southwest Ranches, Fla.
15	Robinson, Allen	WR	6-3	218	8/24/93	28	3	Penn State	Southfield, Mich.
98	Smith, Chris	DE	6-1	262	2/11/92	24	3	Arkansas	Mount Ulla, N.C.
50	Smith, Telvin	LB	6-3	218	4/11/91	25	3	Florida State	Valdosta, Ga.
72	Wells, Josh	OL	6-6	305	2/14/91	25	3	James Madison	Mechanicsville, Va.
2nd Year (10)									
60	Cann, A.J.	G	6-2	317	10/23/91	25	2	South Carolina	Bamberg, S.C.
56	Fowler Jr., Dante	DE	6-3	250	8/3/94	22	2	Florida	St. Petersburg, Fla.
30	Grant, Corey	RB	5-11	204	12/19/91	24	2	Auburn	Opelika, Ala.
2	Myers, Jason	K	5-10	195	5/12/91	25	2	Marist	Chula Vista, Calif.
73	Poutasi, Jeremiah	OL	6-5	335	8/7/94	22	2	Utah	Daly City, Calif.
52	Pullard III, Hayes	LB	6-0	233	4/18/92	24	2	Southern California	Los Angeles, Calif.
69	Shatley, Tyler	G	6-3	306	5/5/91	25	2	Clemson	Icard, N.C.
87	Sterling, Neal	TE	6-4	254	1/14/92	24	2	Monmouth	Belmar, N.J.
25	Thompson, Peyton	FS	6-0	189	9/26/90	26	2	San Jose State	Sacramento, Calif.
24	Yeldon, T.J.	RB	6-1	223	10/2/93	23	2	Alabama	Daphne, Ala.
1st Year (4)									
14	Wynn, Shane	WR	5-6	159	11/15/92	24	1	Indiana	Cleveland, Ohio
29	Johnson, Josh	DB	5-10	195	9/10/90	26	1	Purdue	Dade City, Fla.
83	Koyack, Ben	TE	6-5	269	4/9/93	23	1	Notre Dame	Oil City, Pa.
64	Reed, Chris	G	6-5	310	7/22/92	24	1	Minnesota State	Omaha, Neb.
Rookies (7)									
10	Allen, Brandon	QB	6-1	219	9/5/92	24	R	Arkansas	Fayetteville, Ark.
92	Day, Sheldon	DT	6-1	285	7/1/94	22	R	Notre Dame	Indianapolis, Ind.
48	Ellis, Alex	TE	6-4	253	2/10/93	23	R	Tennessee	Salisbury, Md.
44	Jack, Myles	LB	6-1	247	9/3/95	21	R	UCLA	Scottsdale, Ariz.
91	Ngakoue, Yannick	DE	6-2	246	3/31/95	21	R	Maryland	Bowie, Md.
20	Ramsey, Jalen	CB	6-1	211	10/24/94	22	R	Florida State	Smyrna, Tenn.
47	Wilson, Jarrod	S	6-2	209	2/9/94	22	R	Michigan	Arkon, Ohio

JAGUARS BY POSITION

53

OFFENSE 25

	NO	NAME	POS	HT	WT	EXP	COLLEGE
3 QUARTERBACKS	5	Bortles, Blake	QB	6-5	239	3	Central Florida
	7	Henne, Chad	QB	6-3	219	9	Michigan
	10	Allen, Brandon	QB	6-1	219	R	Arkansas
4 RUNNING BACKS	16	Robinson, Denard	RB	6-0	213	4	Michigan
	24	Yeldon, T.J.	RB	6-1	223	2	Alabama
	30	Grant, Corey	RB	5-11	204	2	Auburn
	33	Ivory, Chris	RB	6-0	224	7	Tiffin
6 WIDE RECEIVERS	11	Lee, Marqise	WR	6-0	200	3	Southern California
	14	Wynn, Shane	WR	5-6	159	1	Indiana
	15	Robinson, Allen	WR	6-3	218	3	Penn State
	17	Benn, Arrelious	WR	6-2	222	6	Illinois
	81	Walters, Bryan	WR	6-0	195	5	Cornell
	88	Hurns, Allen	WR	6-3	201	3	Miami (Fla.)
4 TIGHT ENDS	48	Ellis, Alex	TE	6-4	253	R	Tennessee
	80	Thomas, Julius	TE	6-5	256	6	Portland State
	83	Koyack, Ben	TE	6-5	269	1	Notre Dame
	87	Sterling, Neal	TE	6-4	254	2	Monmouth
8 OFFENSIVE LINEMEN	60	Cann, A.J.	G	6-3	317	2	South Carolina
	64	Reed, Chris	G	6-5	310	1	Minnesota State
	65	Linder, Brandon	G	6-6	309	3	Miami (Fla.)
	68	Beachum, Kelvin	OT	6-3	316	5	Southern Methodist
	69	Shatley, Tyler	G	6-3	306	3	Clemson
	72	Wells, Josh	OL	6-6	305	3	James Madison
	73	Poutasi, Jeremiah	OL	6-5	335	2	Utah
	78	Parnell, Jermeiy	OT	6-6	323	7	Mississippi

SPECIAL TEAMS 3

3 KICKERS/SPECIALISTS	2	Myers, Jason	K	5-10	195	2	Marist
	3	Nortman, Brad	P	6-2	218	5	Wisconsin
	46	Tinker, Carson	LS	6-0	239	4	Alabama

DEFENSE 25

10 DEFENSIVE LINEMEN	56	Fowler, Jr., Dante	DE	6-3	250	2	Florida
	75	Odrick, Jared	DE	6-5	298	7	Penn State
	79	Hill, Jordan	DT	6-1	291	4	Penn State
	90	Jackson, Malik	DL	6-5	300	5	Tennessee
	91	Ngakoue, Yannick	DE	6-2	246	R	Maryland
	92	Day, Sheldon	DT	6-1	285	R	Notre Dame
	93	Alualu, Tyson	DE	6-3	304	7	California
	95	Jones, Abry	DT	6-4	318	4	Georgia
	98	Smith, Chris	DE	6-1	262	3	Arkansas
	99	Marks, Sen'Derrick	DT	6-2	309	8	Auburn
6 LINEBACKERS	44	Jack, Myles	LB	6-1	247	R	UCLA
	50	Smith, Telvin	LB	6-3	218	3	Florida State
	51	Posluszny, Paul	LB	6-2	232	10	Penn State
	52	Pullard III, Hayes	LB	6-0	233	2	Southern California
	55	Skuta, Dan	LB	6-2	252	8	Grand Valley State
	59	Brown, Arthur	LB	6-0	240	4	Kansas State
9 DEFENSIVE BACKS	20	Ramsey, Jalen	CB	6-1	211	R	Florida State
	21	Amukamara, Prince	CB	6-0	202	6	Nebraska
	22	Colvin, Aaron	CB	6-0	193	3	Oklahoma
	25	Thompson, Peyton	FS	5-10	189	2	San Jose State
	29	Johnson, Josh	CB	5-10	195	2	Purdue
	31	House, Davon	CB	6-0	200	6	New Mexico State
	37	Cyprien, Johnathan	S	6-0	217	4	Florida International
	39	Gipson, Tashaun	FS	5-11	210	5	Wyoming
	47	Wilson, Jarrod	S	6-2	209	R	Michigan

JAGUARS HOW BUILT

	ROOKIE, VETERAN AND FIRST-YEAR FREE AGENTS (16)	UNRESTRICTED FREE AGENTS (14)	OTHER TEAM'S PRACTICE SQUAD (1)	WAIVERS (2)	COLLEGE DRAFT (20)
2010					DE Tyson Alualu
2011		LB Paul Posluszny			
2012		QB Chad Henne			
2013	DT Abry Jones LS Carson Tinker	DT Sen'Derrick Marks			S Johnathan Cyprien RB Denard Robinson
2014	WR Allen Hurns G Tyler Shatley FS Peyton Thompson				QB Blake Bortles WR Allen Robinson WR Marqise Lee CB Aaron Colvin G Brandon Linder LB Chris Smith LB Telvin Smith
2015	K Jason Myers RB Corey Grant OL Chris Reed	CB Davon House DL Jared Odrick OT Jermey Parnell LB Dan Skuta TE Julius Thomas	LB Hayes Pullard III		DE Dante Fowler Jr. RB T.J. Yeldon G A.J. Cann TE Neal Sterling TE Ben Koyack
2016	CB Josh Johnson S Jarrod Wilson WR Arrelious Benn WR Bryan Walters OL Jeremiah Poutasi OL Josh Wells TE Alex Ellis WR Shane Wynn	CB Prince Amukamara RB Chris Ivory DL Malik Jackson P Brad Nortman FS Tashaun Gipson OT Kelvin Beachum		LB Arthur Brown DT Jordan Hill	CB Jalen Ramsey LB Myles Jack DE Yannick Ngakoue DT Sheldon Day QB Brandon Allen

JAGUARS 2016 ROSTER MOVES (PAGE 1)

DATE	PLAYER	TRANSACTION
January 4	BAILEY, Rasheed, WR	Signed reserve/future contract
January 4	EDWARDS, Kadeem, OL	Signed reserve/future contract
January 4	EVANS, Shaq, WR	Signed reserve/future contract
January 4	KOYACK, Ben, TE	Signed reserve/future contract
January 4	LAWRENCE, Rashad, WR	Signed reserve/future contract
January 4	PORTER, Sean, LB	Signed reserve/future contract
January 4	REED, Chris, OL	Signed reserve/future contract
January 4	REYNOLDS, Rashaad, CB	Signed reserve/future contract
January 4	WOLFF, Earl, S	Signed reserve/future contract
January 6	MILLER, Patrick, OT	Signed reserve/future contract
February 12	JOHNSON, Josh, DB	Signed
February 16	CASEY, Chance, DB	Signed
March 3	BEADLES, Zane, OL	Released
March 3	CLEMONS, Chris, DE	Released
March 9	BRANCH, Andre, DL	Contract expired
March 9	ANGER, Bryan, P	Contract expired
March 9	WISNIEWSKI, Stefan, C	Contract expired
March 9	HARBOR, Clay, TE	Contract expired
March 9	YOUNG, Sam, OL	Contract expired
March 9	PIERCE, Bernard, RB	Contract expired
March 10	GERHART, Toby, RB	Released
March 10	IVORY, Chris, RB	Signed contract (UFA - NYJ)
March 10	JACKSON, Malik, DL	Signed contract (UFA - Den.)
March 10	NORTMAN, Brad, P	Signed contract (UFA - Car.)
March 10	GIPSON, Tashaun, S	Signed contract (UFA - Cle.)
March 11	BERNADEAU, Mackenzy, OL	Signed contract (UFA - Dal.)
March 11	AMUKAMARA, Prince, CB	Signed contract (UFA - NYG)
March 16	BEACHUM, Kelvin, OT	Signed contract (UFA - Pit.)
March 31	COPELAND, Damian, WR	Released
April 4	HAWKINSON, Tanner, OL	Claimed off waivers
April 15	HAWKINSON, Tanner, OL	Placed on Reserve/Retired list
April 18	BROWN, Sergio, S	Released
April 28	RAMSEY, Jalen, CB	Drafted (1)
April 29	JACK, Myles, LB	Drafted (2)
April 29	NGAKOUE, Yannick, DE	Drafted (3)
April 30	DAY, Sheldon, DT	Drafted (4)
April 30	HOLMES, Tyrone, DE	Drafted (6a)
April 30	ALLEN, Brandon, QB	Drafted (6b)
April 30	WOODARD, Jonathan, DE	Drafted (7)
May 1	BODDY-CALHOUN, Brieann, CB	Agreed to terms
May 1	BOWMAN, Braedon, TE	Agreed to terms
May 1	HILL, Rashod, OT	Agreed to terms
May 1	HILTON, Mike, CB	Agreed to terms
May 1	OBBERKROM, Jaden, K	Agreed to terms
May 1	ROBINSON, Jamal, WR	Agreed to terms
May 1	SLATER, Pearce, OT	Agreed to terms
May 1	WILSON, Jarrod, S	Agreed to terms
May 1	WITTEK, Max, QB	Agreed to terms
May 5	ALLEN, Brandon, QB	Signed contract
May 5	HOLMES, Tyrone, DE	Signed contract
May 7	WOODARD, Jonathan, DE	Signed contract
May 11	CASEY, Chance, DB	Waived
May 11	WERNER, Bjoern, DE	Signed
May 13	JACK, Myles, LB	Signed contract
May 16	DAY, Sheldon, DT	Signed contract
May 17	OBBERKROM, Jaden, K	Waived
June 2	MILLER, Patrick, OT	Waived
June 2	OMAMEH, Patrick, OL	Signed contract
June 16	LOSTON, Craig, S	Waived
June 16	REYNOLDS, Rashaad, CB	Waived
June 16	SMITH, Quanterus, DE	Waived
June 16	QUIGLEY, Ryan, P	Signed contract
June 16	WYNN, Shane, WR	Signed contract
July 25	FICKEN, Sam, K	Signed contract
July 26	BOWANKO, Luke, OL	Placed on Active/PUP list
July 26	WOODARD, Jonathan, DE	Placed on Active/PUP list
July 26	HILTON, Mike, CB	Placed on Active/Non-Football Injury list
August 17	BAILEY, Rasheed, WR	Waived
August 17	McCLENDON, Jacques, OL	Signed contract
August 17	GRAY, Jonas, RB	Waived/injured
August 17	BARNES, T.J., DT	Signed contract
August 23	WITTEK, Max, QB	Waived
August 23	MARSHALL, Cameron, RB	Signed contract
August 24	GRAY, Jonas, RB	Release via injury settlement
August 29	BARTU, Joplo, LB	Waived
August 29	EVANS, Shaq, WR	Waived
August 29	FICKEN, Sam, K	Waived
August 29	HILTON, Mike, CB	Waived
August 29	MARSHALL, Cameron, RB	Waived
August 29	McCRAY, Demetrius, CB	Waived
August 29	QUIGLEY, Ryan, P	Waived
August 29	ROBINSON, Jamal, WR	Waived
August 29	LINKENBACH, Jeff, OL	Placed on injured reserve
August 29	BOWANKO, Luke, OL	Placed on Reserve/PUP list
August 29	WOODARD, Jonathan, DE	Placed on Reserve/PUP list
August 29	WOLFF, Earl, S	Waived/injured
August 30	WERNER, Bjoern, DE	Waived
August 30	JACOBS, Nic, TE	Waived
August 30	SAMPLE, James, S	Placed on injured reserve
August 31	WASHINGTON, Tony, WR	Waived/injured
September 1	EVANS, Shaq, WR	Signed contract
September 2	BERNADEAU, Mackenzy, OL	Released
September 2	EVANS, Shaq, WR	Waived
September 2	LAWRENCE, Rashad, WR	Waived
September 2	BOWMAN, Braedon, TE	Waived
September 2	EDWARDS, Kadeem, OL	Waived
September 2	McCLENDON, Jacques, OL	Released
September 2	SLATER, Pearce, OT	Waived
September 2	HILL, Rashod, OT	Waived
September 2	WYNN, Shane, WR	Waived
September 2	BENN, Arrelious, WR	Released
September 2	DAVIS, Ryan, LB	Released
September 2	EVANS, Josh, S	Waived
September 2	HOLMES, Tyrone, DE	Waived
September 2	BENNETT, Michael, DT	Placed on injured reserve
September 2	ASH, Richard, DT	Waived
September 2	BARNES, T.J., DT	Waived

DATE	PLAYER	TRANSACTION
September 2	PORTER, Sean, LB	Waived
September 2	BODDY-CALHOUN, Brieann, CB	Waived
September 2	ARMBRISTER, Thurston, LB	Waived
September 2	MARSHALL, Nick, CB	Waived
September 2	TRIPP, Jordan, LB	Waived
September 2	COLVIN, Aaron, CB	Placed on reserve/suspended by commissioner list
September 4	BANYARD, Joe, RB	Released
September 4	BROWN, Arthur, LB	Claimed off waivers from Baltimore
September 4	WELLS, Josh, OT	Placed on injured reserve
September 4	BENN, Arrelious, WR	Signed contract
September 4	PORTER, Sean, LB	Signed to practice squad
September 4	ASH, Richard, DT	Signed to practice squad
September 4	EVANS, Shaq, WR	Signed to practice squad
September 4	HILL, Rashod, OL	Signed to practice squad
September 4	LAWRENCE, Rashad, WR	Signed to practice squad
September 4	MARSHALL, Nick, CB	Signed to practice squad
September 4	WYNN, Shane, WR	Signed to practice squad
September 4	Huff, Marqueston, S	Claimed off waivers from Tennessee
September 5	ELLIS, Alex, TE	Signed to practice squad
September 5	HILL, Bronson, RB	Signed to practice squad
September 5	POUTASI, Jeremiah, OL	Signed to practice squad
September 6	EVANS, Shaq, WR	Placed on practice squad injured list
September 6	ROBINSON, Jamal, WR	Signed to practice squad
September 7	WOLFF, Earl, S	Waived via injury settlement
September 13	HUFF, Marqueston, S	Waived
September 13	EVANS, Shaq, WR	Released
September 15	ROBINSON, Jamal, WR	Released from the practice squad
September 15	HUFF, Marqueston, S	Signed to practice squad
September 24	WALTERS, Bryan, WR	Released
September 24	HILL, Rashod, OL	Signed to active roster
September 26	HILL, Rashod, OL	Waived
September 26	WALTERS, Bryan, WR	Signed
September 27	HILL, Rashod, OL	Signed to practice squad
October 4	JOECKEL, Luke, OL	Placed on reserve/injured list
October 5	HARRIS, Bryce, OL	Signed contract
October 10	DAVIS, Akeem, DB	Signed to practice squad
October 10	GRATZ, Dwayne, DB	Released
October 10	HUFF, Marqueston, S	Signed to Baltimore's 53-man roster
October 10	COLVIN, Aaron, CB	Activated to the 53-man roster
October 12	MARSHALL, Nick, CB	Signed to N.Y. Jets' 53-man roster
October 12	BALL, Marcus, DB	Signed to practice squad
October 17	LINKENBACH, Jeff, OL	Released from Reserve/Injured list
October 25	MILLER, Roy, DT	Placed on injured reserve
October 25	ASH, Richard, DT	Signed to active roster
November 1	WELLS, Josh, OT	IR/Designated to Return
November 15	HILL, Rashod, OL	Signed to Minnesota's 53-man roster
November 15	UZDAVINIS, Arturo, OT	Signed to practice squad
November 18	HARRIS, Bryce, OL	Released
November 18	POUTASI, Jeremiah, OL	Promoted to 53-man roster
November 21	LEWIS, Mercedes, TE	Placed on injured reserve
November 21	HILL, Jordan, DT	Claimed off waivers from Washington
November 21	OMAMEH, Patrick, OL	Placed on injured reserve
November 21	WELLS, Josh, OL	Activated to the 53-man roster
November 26	ASH, Richard, DT	Waived
November 26	ELLIS, Alex, TE	Promoted to 53-man roster
November 28	BIBBS, E.J., TE	Released from practice squad
November 29	ASH, Richard, DT	Signed to practice squad
November 29	McKAY, Mekale, WR	Signed to practice squad
December 3	GREENE SR., Rashad, WR	Placed on injured reserve
December 3	WYNN, Shane, WR	Promoted to 53-man roster

JAGUARS UNOFFICIAL DEPTH CHART

OFFENSE

WR:	15 Allen Robinson	17 Arrelious Benn	14 Shane Wynn
TE:	80 Julius Thomas	87 Neal Sterling	<u>48 Alex Ellis</u>
LT:	68 Kelvin Beachum	73 Jeremiah Poutasi	
LG:	64 Chris Reed	69 Tyler Shatley	
C:	65 Brandon Linder	69 Tyler Shatley	
RG:	60 A.J. Cann	69 Tyler Shatley	
RT:	78 Jermei Parnell	72 Josh Wells	
TE:	83 Ben Koyack	87 Neal Sterling	<u>48 Alex Ellis</u>
WR:	88 Allen Hurns	11 Marqise Lee	81 Bryan Walters
QB:	5 Blake Bortles	7 Chad Henne	<u>10 Brandon Allen</u>
RB:	24 T.J. Yeldon	33 Chris Ivory	16 Denard Robinson 30 Corey Grant

DEFENSE

LEO:	<u>91 Yannick Ngakoue</u>	56 Dante Fowler Jr.	98 Chris Smith
DT:	90 Malik Jackson	99 Sen'Derrick Marks	<u>92 Sheldon Day</u>
DT:	95 Abry Jones	79 Jordan Hill	
DE:	75 Jared Odrick	93 Tyson Alualu	99 Sen'Derrick Marks
WLB:	50 Telvin Smith	<u>44 Myles Jack</u>	
MLB:	51 Paul Posluszny	52 Hayes Pullard III	
OTTO:	<u>44 Myles Jack</u>	55 Dan Skuta	59 Arthur Brown
LCB:	21 Prince Amukamara	31 Davon House	
FS:	39 Tashaun Gipson	25 Peyton Thompson	
SS:	37 Johnathan Cyprien	<u>47 Jarrod Wilson</u>	
RCB:	<u>20 Jalen Ramsey</u>	22 Aaron Colvin	29 Josh Johnson

SPECIAL TEAMS

K:	2 Jason Myers		
P:	3 Brad Nortman		
LS:	46 Carson Tinker		
PH:	3 Brad Nortman		
KR:	11 Marqise Lee	30 Corey Grant	16 Denard Robinson
PR:	81 Bryan Walters	11 Marqise Lee	14 Shane Wynn

_____ = ROOKIE



2016 STATISTICS

REGULAR SEASON WEEK 14 vs. MINNESOTA

STARTERS

OFFENSIVE STARTERS

	WR	TE	LT	LG	C	RG	RT	TE	WR	QB	RB
9/11 vs. G.B.	A. Robinson	Thomas	Beachum	Joeckel	Linder	Cann	Parnell	Lewis	Hurns	Bortles	Yeldon
9/18 at S.D	A. Robinson	Thomas	Beachum	Joeckel	Linder	Cann	Parnell	Lewis	Hurns	Bortles	Yeldon
9/25 vs. BAL	A. Robinson	Thomas	Joeckel	Reed	Shatley	Cann	Parnell	Lewis	Hurns	Bortles	Yeldon
19/2 vs. IND	A. Robinson	Omameh (OL)	Beachum	Joeckel	Linder	Cann	Parnell	Lewis	Hurns	Bortles	Yeldon
10/16 at CHIA	A. Robinson	Thomas	Beachum	Omameh	Linder	Cann	Parnell	Lewis	Hurns	Bortles	Yeldon
10/23 vs. OAKA	A. Robinson	Thomas	Beachum	Omameh	Linder	Cann	Parnell	Lewis	Hurns	Bortles	Yeldon
10/27 at TENA	A. Robinson	Thomas	Beachum	Omameh	Linder	Cann	Parnell	Lewis	Hurns	Bortles	Yeldon
11/6 at K.C.	A. Robinson	Lee (WR)	Beachum	Omameh	Linder	Cann	Parnell	Lewis	Hurns	Bortles	Yeldon
11/13 vs. HOUA	A. Robinson	Koyack	Beachum	Omameh	Linder	Cann	Parnell	Lewis	Hurns	Bortles	Yeldon
11/20 at DETA	A. Robinson	Koyack	Beachum	Omameh	Linder	Cann	Parnell	Lewis	Hurns	Bortles	Yeldon
11/27 at BUFA	A. Robinson	Koyack	Beachum	Reed	Linder	Cann	Parnell	Ellis	Hurns	Bortles	Ivory
12/4 vs. DEN	A. Robinson	Koyack	Beachum	Reed	Linder	Cann	Parnell	Ellis	Lee	Bortles	D. Robinson
12/11 vs. MIN											
12/18 at HOU											
12/24 vs. TEN											
1/1 at IND											
TOTALS:	A. Robinson - 12	Thomas - 6	Beachum - 11	Joeckel - 3	Linder - 11	Cann - 12	Parnell - 12	Lewis - 10	Hurns - 11	Bortles - 12	Yeldon - 10
		Omameh (OL) - 1	Joeckel - 1	Reed - 3	Shatley - 1			Ellis - 2	Lee - 1		Ivory - 1
		Lee - 1		Omameh - 6							D. Robinson - 1
		Koyack - 4									

DEFENSIVE STARTERS

	LDE	DT	DT	LEO	OLB	MLB	OLB	LCB	RCB	SS	FS
9/11 vs. G.B.	Odrick	Jackson	Miller	Fowler	T. Smith	Posluszny	Ramsey (CB)	House	Amukamara	Cyprien	Gipson
9/18 at S.D	Odrick	Jackson	Miller	Ngakoue	T. Smith	Posluszny	Skuta	House	Ramsey	Cyprien	Gipson
9/25 vs. BAL	Alualu	Jackson	Miller	Ngakoue	T. Smith	Posluszny	Skuta	House	Ramsey	Cyprien	Gipson
19/2 vs. IND	Alualu	Jackson	Miller	Ngakoue	T. Smith	Posluszny	Jack	House	Ramsey	Cyprien	Gipson
10/16 at CHI	Odrick	Jackson	Miller	Ngakoue	T. Smith	Posluszny	Jack	Amukamara	Ramsey	Cyprien	Gipson
10/23 vs. OAK	Odrick	Jackson	Miller	Ngakoue	T. Smith	Posluszny	Jack	Amukamara	Ramsey	Cyprien	Gipson
10/27 at TEN	Alualu	Jackson	Jones	Ngakoue	T. Smith	Posluszny	Jack	Colvin	Ramsey	Cyprien	Gipson
11/6 at K.C.	Alualu	Jackson	Jones	Ngakoue	T. Smith	Posluszny	Jack	Amukamara	Ramsey	Cyprien	Gipson
11/13 vs. HOU	Odrick	Jackson	Jones	Ngakoue	T. Smith	Posluszny	Jack	Amukamara	Ramsey	Cyprien	Gipson
11/20 at DET	Odrick	Jackson	Jones	Ngakoue	T. Smith	Posluszny	Colvin (CB)	Amukamara	Ramsey	Cyprien	Gipson
11/27 at BUF	Alualu	Jackson	Marks	Ngakoue	T. Smith	Posluszny	Jack	Amukamara	Ramsey	Cyprien	Gipson
12/4 vs. DEN	Alualu	Jackson	Jones	Ngakoue	T. Smith	Posluszny	Jack	Amukamara	Ramsey	Cyprien	Gipson
12/11 vs. MIN											
12/18 at HOU											
12/24 vs. TEN											
1/1 at IND											
TOTALS:	Odrick - 6	Jackson - 12	Miller - 6	Fowler - 1	T. Smith - 12	Posluszny - 12	Ramsey (CB) - 1	House - 4	Amukamara - 1	Cyprien - 12	Gipson - 12
	Alualu - 6		Jones - 5	Ngakoue - 11			Skuta - 2	Amukamara - 7	Ramsey - 11		
			Marks - 1				Jack - 8	Colvin - 1			
							Colvin (CB) - 1				

GAME-BY-GAME PARTICIPATION

	vs. G.B	at S.D.	vs. BAL	vs. IND	at CHI	vs. OAK	at TEN	at K.C.	vs. HOU	at DET	at BUF	vs. DEN	vs. MIN	at HOU	vs. TEN	at IND	GAMES/ STARTS
ALLEN	ina	ina	ina	ina	ina	ina	ina	ina	ina	ina	ina	ina					0/0
ALUALU	ina	ina	DE	DE	P	P	DE	DE	P	P	DE	DE					10/6
AMUKAMARA	RCB	ina	ina	P	LCB	LCB	P	LCB	LCB	LCB	LCB	LCB					10/7
ASH	ps	ps	ps	ps	ps	ps	P	ina	ina	ina	---	ps					1/0
BEACHUM	LT	LT	ina	LT	LT	LT	LT	LT	LT	LT	LT	LT					11/11
BENN	P	P	P	P	P	P	P	P	P	P	P	P					12/0
BORTLES	QB	QB	QB	QB	QB	QB	QB	QB	QB	QB	QB	QB					12/12
BROWN	P	P	P	P	P	P	P	P	P	P	P	P					12/0
CANN	RG	RG	RG	RG	RG	RG	RG	RG	RG	RG	RG	RG					12/12
COLVIN	sus	sus	sus	sus	P	P	LCB	P	P	CB	P	P					8/2
CYPRIEN	SS	SS	SS	SS	SS	SS	SS	SS	SS	SS	SS	SS					12/12
DAY	P	P	P	P	P	P	P	P	P	P	P	P					12/0
ELLIS	ps	ps	ps	ps	ps	ps	ps	ps	ps	ps	TE	TE					2/2
FOWLER JR.	LEO	P	P	P	P	P	P	P	P	P	P	P					12/1
GIPSON	FS	FS	FS	FS	FS	FS	FS	FS	FS	FS	FS	FS					12/12
GRANT	P	P	P	P	ina	ina	ina	ina	ina	P	P	P					7/0
GRATZ	P	P	P	ina	---	---	---	---	---	---	---	---					3/0
GREENE SR	P	P	P	P	ina	P	ina	ina	P	P	P	IR					8/0
HARRIS	---	---	---	---	ina	ina	ina	ina	ina	---	---	---					0/0
HENNE	DNP	DNP	DNP	DNP	DNP	DNP	DNP	DNP	DNP	P	DNP	DNP					1/0
J.HILL	---	---	---	---	---	---	---	---	---	---	P	P					2/0
R.HILL	ps	ps	P	ps	ps	ps	ps	ps	ps	---	---	---					1/0
HOUSE	LCB	LCB	LCB	LCB	P	P	P	P	P	P	P	P					12/4
HUFF	Sus	ps	ps	ps	---	---	---	---	---	---	---	---					0/0
HURNS	WR	WR	WR	WR	WR	WR	WR	WR	WR	WR	WR	ina					11/11
IVORY	ina	ina	P	P	P	P	P	P	P	P	RB	ina					9/1
JACK	P	P	P	OTTO	OTTO	OTTO	OTTO	OTTO	OTTO	P	OTTO	OTTO					12/8
JACKSON	DT	DT	DT	DT	DT	DT	DT	DT	DT	DT	DT	DT					12/12
JOEKEL	LG	LG	LT	LG	IR	IR	IR	IR	IR	IR	IR	IR					4/4
JOHNSON	ina	P	P	P	ina	ina	ina	P	ina	ina	P	ina					5/0
JONES	P	P	P	P	P	P	DT	DT	DT	DT	ina	DT					11/5
KOYACK	P	P	ina	ina	ina	P	P	P	TE	TE	TE	TE					9/4
LEE	P	P	P	P	P	P	P	WR	P	P	P	WR					12/2
LEWIS	TE	TE	TE	TE	TE	TE	TE	TE	TE	TE	IR	IR					10/10
LINDER	C	C	ina	C	C	C	C	C	C	C	C	C					11/11
MARKS	P	P	P	P	P	P	P	P	P	P	DT	P					12/1
MILLER III	DT	DT	DT	DT	DT	DT	IR	IR	IR	IR	IR	IR					6/6
MYERS	P	P	P	P	P	P	P	P	P	P	P	P					12/0
NGAKOUE	P	LEO	LEO	LEO	LEO	LEO	LEO	LEO	LEO	LEO	LEO	LEO					12/11
NORTMAN	P	P	P	P	P	P	P	P	P	P	P	P					12/0
ODRICK	DE	DE	ina	ina	DE	DE	ina	ina	DE	DE	ina	ina					6/6
OMAMEH	P	P	P	OL	LG	LG	LG	LG	LG	LG	IR	IR					10/7
PARNELL	RT	RT	RT	RT	RT	RT	RT	RT	RT	RT	RT	RT					12/12
POSZUSZNY	MLB	MLB	MLB	MLB	MLB	MLB	MLB	MLB	MLB	MLB	MLB	MLB					12/12
POUTASI	ps	ps	ps	ps	ps	ps	ps	ps	ps	ina	ina	ina					0/0
PULLARD III	P	P	P	P	P	P	P	P	P	P	P	P					12/0
RAMSEY	CB	RCB	RCB	RCB	RCB	RCB	RCB	RCB	RCB	RCB	RCB	RCB					12/12
REED	ina	ina	LG	ina	P	P	P	P	P	P	LG	LG					9/3

GAME-BY-GAME PARTICIPATION

	vs. G.B	at S.D.	vs. BAL	vs. IND	at CHI	vs. OAK	at TEN	at K.C.	vs. HOU	at DET	at BUF	vs. DEN	vs. MIN	at HOU	vs. TEN	at IND	GAMES/ STARTS
A. ROBINSON	WR	WR	WR	WR	WR	WR	WR	WR	WR	WR	WR	WR					12/12
D. ROBINSON	P	P	P	P	P	P	P	P	P	P	P	P	RB				12/1
SHATLEY	P	P	C	P	P	P	P	P	P	P	P	P					12/1
SKUTA	P	OTTO	OTTO	ina	P	P	P	P	P	ina	ina	P					9/2
C. SMITH	ina	ina	ina	P	ina	ina	P	P	ina	ina	ina	P					4/0
T. SMITH	WLB	WLB	WLB	WLB	WLB	WLB	WLB	WLB	WLB	WLB	WLB	WLB	WLB	WLB	WLB	WLB	12/12
STERLING	P	P	P	P	ina	ina	ina	ina	P	P	P	P					8/0
THOMAS	TE	TE	TE	ina	TE	TE	TE	P	P	P	ina	ina					9/6
THOMPSON	P	P	P	P	P	P	P	P	P	P	P	P					12/0
WALTERS	ina	ina	---	P	P	ina	P	P	ina	ina	P	P					6/0
WILSON	P	P	P	P	P	P	P	P	P	P	P	P					12/0
WYNN	ps	ps	ps	ps	ps	ps	ps	ps	ps	ps	ps	P					1/0
YELDON	RB	RB	RB	RB	RB	RB	RB	RB	RB	RB	P	P					12/10

POS=Started; P=Played; DNP=Did not play; ina= Inactive; ps=Practice squad; ---=Not on roster;

NFI= Reserve/non-football injury; PUP=Reserve/physically unable to perform; IR=Injured reserve; Sus=Suspended

2016 JACKSONVILLE JAGUARS

REGULAR SEASON GAME-BY-GAME STATISTICS

Passing													
B.Bortles													
Date	Opponent	Att	Cmp	Yds	Cmp%	Yds/Att	TD	TD%	INT	INT%	LG	Sack/Lost	Rating
9/11	Green Bay	39	24	320	61.5	8.21	1	2.6	1	2.6	38	3/20	85.4
9/18	@ San Diego	50	31	329	62.0	6.58	2	4.0	2	4.0	35	2/10	77.8
9/25	Baltimore	38	24	194	63.2	5.11	2	5.3	3	7.9	20	4/26	60.6
10/2	Indianapolis	33	19	207	57.6	6.27	2	6.1	0	0.0	42t	3/12	96.4
10/16	@ Chicago	33	20	271	60.6	8.21	1	3.0	1	3.0	51t	2/8	84.3
10/23	Oakland	43	23	246	53.5	5.72	1	2.3	2	4.7	39	1/7	58.9
10/27	@ Tennessee	54	33	337	61.1	6.24	3	5.6	0	0.0	31	2/15	97.5
11/6	@ Kansas City	41	22	252	53.7	6.15	2	4.9	1	2.4	51	2/8	78.5
11/13	Houston	49	32	265	65.3	5.41	2	4.1	1	2.0	19	2/18	84.1
11/20	@ Detroit	35	22	202	62.9	5.77	2	5.7	2	5.7	29	0/0	73.8
11/27	@ Buffalo	26	13	126	50.0	4.85	2	7.7	0	0.0	24	2/8	89.6
12/4	Denver	42	19	181	45.2	4.31	0	0.0	2	4.8	21	1/2	37.9
TOTALS		483	282	2930	58.4	6.07	20	4.1	15	3.1	51t	24/134	76.9

Rushing																		
T.Yeldon																		
Date	Opponent	No	Yds	Avg	LG	TD	C.Ivory							B.Bortles				
							No	Yds	Avg	LG	TD	No	Yds	Avg	LG	TD		
9/11	Green Bay	21	39	1.9	7	1	Inactive							2	2	1.0	3	0
9/18	@ San Diego	7	28	4.0	15	0	Inactive							3	34	11.3	24	0
9/25	Baltimore	6	17	2.8	9	0	12	14	1.2	4	0	3	17	5.7	9	0		
10/2	Indianapolis	14	71	5.1	15	0	8	29	3.6	13	0	7	36	5.1	9	1		
10/16	@ Chicago	6	21	3.5	13	0	11	32	2.9	9	1	3	1	0.3	3	0		
10/23	Oakland	6	24	4.0	15	0	5	48	9.6	42	0	5	33	6.6	17	0		
10/27	@ Tennessee	3	20	6.7	12	0	4	6	1.5	4	0	4	22	5.5	12	0		
11/6	@ Kansas City	7	33	4.7	16	0	18	107	5.9	42	0	6	54	9.0	26	0		
11/13	Houston	9	32	3.6	7	0	9	31	3.4	13	0	3	11	3.7	11	0		
11/20	@ Detroit	4	16	4.0	7	0	17	39	2.3	8	0	1	3	3.0	3	0		
11/27	@ Buffalo	6	17	2.8	6	0	9	44	4.9	14	1	8	81	10.1	27	0		
12/4	Denver	14	55	3.9	8	0	Inactive							2	29	14.5	22t	1
TOTALS		103	373	3.6	16	1	93	350	3.8	42	2	47	323	6.9	27	2		

2016 JACKSONVILLE JAGUARS

REGULAR SEASON GAME-BY-GAME STATISTICS

Rushing		D.Robinson					M.Lee					S.Wynn				
Date	Opponent	No	Yds	Avg	LG	TD	No	Yds	Avg	LG	TD	No	Yds	Avg	LG	TD
9/11	Green Bay	3	7	2.3	3	0	0	0	0	--	0	0	0	0	0	0
9/18	@ San Diego	1	7	7.0	7	0	0	0	0	--	0	0	0	0	0	0
9/25	Baltimore	0	0	0	--	0	0	0	0	--	0	0	0	0	0	0
10/2	Indianapolis	0	0	0	--	0	0	0	0	--	0	0	0	0	0	0
10/16	@ Chicago	0	0	0	--	0	0	0	0	--	0	0	0	0	0	0
10/23	Oakland	0	0	0	--	0	0	0	0	--	0	0	0	0	0	0
10/27	@ Tennessee	0	0	0	--	0	0	0	0	--	0	0	0	0	0	0
11/6	@ Kansas City	0	0	0	--	0	1	11	11.0	11	0	0	0	0	0	0
11/13	Houston	0	0	0	--	0	1	6	6.0	6	0	0	0	0	0	0
11/20	@ Detroit	3	21	7.0	9	0	1	6	6.0	6	0	0	0	0	0	0
11/27	@ Buffalo	13	39	3.0	9	0	1	2	2.0	2	0	0	0	0	0	0
12/4	Denver	17	53	3.1	5	0	2	10	5.0	9	0	2	5	2.5	7	0
TOTALS		37	127	3.4	9	0	6	35	5.8	11	0	2	5	2.5	7	0

Rushing		C.Grant					C.Henne				
Date	Opponent	No	Yds	Avg	LG	TD	No	Yds	Avg	LG	TD
9/11	Green Bay	0	0	0	--	0	Active, Did Not Play	Active, Did Not Play	Active, Did Not Play	Active, Did Not Play	Active, Did Not Play
9/18	@ San Diego	0	0	0	--	0	Active, Did Not Play	Active, Did Not Play	Active, Did Not Play	Active, Did Not Play	Active, Did Not Play
9/25	Baltimore	0	0	0	--	0	Active, Did Not Play	Active, Did Not Play	Active, Did Not Play	Active, Did Not Play	Active, Did Not Play
10/2	Indianapolis	0	0	0	--	0	Active, Did Not Play	Active, Did Not Play	Active, Did Not Play	Active, Did Not Play	Active, Did Not Play
10/16	@ Chicago						Active, Did Not Play	Active, Did Not Play	Active, Did Not Play	Active, Did Not Play	Active, Did Not Play
10/23	Oakland						Active, Did Not Play	Active, Did Not Play	Active, Did Not Play	Active, Did Not Play	Active, Did Not Play
10/27	@ Tennessee						Active, Did Not Play	Active, Did Not Play	Active, Did Not Play	Active, Did Not Play	Active, Did Not Play
11/6	@ Kansas City						Active, Did Not Play	Active, Did Not Play	Active, Did Not Play	Active, Did Not Play	Active, Did Not Play
11/13	Houston						Active, Did Not Play	Active, Did Not Play	Active, Did Not Play	Active, Did Not Play	Active, Did Not Play
11/20	@ Detroit	0	0	0	--	0	1	-2	-2.0	-2	0
11/27	@ Buffalo	0	0	0	--	0	Active, Did Not Play	Active, Did Not Play	Active, Did Not Play	Active, Did Not Play	Active, Did Not Play
12/4	Denver	1	2	2.0	2	0	Active, Did Not Play	Active, Did Not Play	Active, Did Not Play	Active, Did Not Play	Active, Did Not Play
TOTALS		1	2	2.0	2	0	1	-2	-2.0	0	0

2016 JACKSONVILLE JAGUARS

REGULAR SEASON GAME-BY-GAME STATISTICS

Receiving		A.Robinson				M.Lee				T.Yeldon									
Date	Opponent	Tar	Rec	Yds.	Avg.	LG	TD	Tar	Rec	Yds.	Avg.	LG	TD	Tar	Rec	Yds.	Avg.	LG	TD
9/11	Green Bay	15	6	72	12.0	22	0	4	2	22	11.0	12	0	6	4	30	7.5	11	0
9/18	@ San Diego	5	3	54	18.0	35	0	7	5	75	15.0	22	0	9	8	10	1.3	8	0
9/25	Baltimore	11	7	57	8.1	14	2	7	5	44	8.8	20	0	3	2	11	5.5	6	0
10/2	Indianapolis	10	5	55	11.0	17	1	6	4	28	7.0	13	0	5	4	46	11.5	16	0
10/16	@ Chicago	6	3	49	16.3	18	0	6	6	61	10.2	14	0	2	1	5	5.0	5	0
10/23	Oakland	8	2	9	4.5	5	0	8	7	107	15.3	38	0	2	1	4	4.0	4	0
10/27	@ Tennessee	15	6	70	11.7	21	0	3	1	21	21.0	21	0	4	4	36	9.0	12	0
11/6	@ Kansas City	12	7	76	10.9	20	1	8	4	84	21.0	51	0	6	5	32	6.4	13t	1
11/13	Houston	13	9	107	11.9	19	1	6	4	50	12.5	18	0	3	3	27	9.0	17	0
11/20	@ Detroit	7	3	18	6.0	11	1	8	4	52	13.0	29	1	3	2	16	8.0	14	0
11/27	@ Buffalo	4	2	24	12.0	24	0	6	4	37	9.3	20t	1	2	1	3	3.0	3	0
12/4	Denver	10	3	31	10.3	21	0	9	3	34	11.3	17	0	7	3	27	9.0	10	0
TOTALS		116	56	622	11.1	35	6	78	49	615	12.6	51	2	52	38	247	6.5	17	1

Receiving		A.Hurns				J.Thomas				M.Lewis									
Date	Opponent	Tar	Rec	Yds.	Avg.	LG	TD	Tar	Rec	Yds.	Avg.	LG	TD	Tar	Rec	Yds.	Avg.	LG	TD
9/11	Green Bay	5	4	75	18.8	38	0	5	5	64	12.8	22t	1	2	2	48	24.0	37	0
9/18	@ San Diego	10	5	64	12.8	24	0	7	4	71	17.8	24	0	3	2	17	8.5	13	1
9/25	Baltimore	8	4	40	10.0	17	0	5	2	13	6.5	8	0	3	3	20	6.7	7	0
10/2	Indianapolis	4	2	47	23.5	42t	1			Inactive				2	1	12	12.0	12	0
10/16	@ Chicago	11	5	74	14.8	29	0	4	2	28	14.0	15	0	1	0	0	0.0	0	0
10/23	Oakland	7	4	45	11.3	22	0	7	3	20	6.7	9t	1	3	1	11	11.0	11	0
10/27	@ Tennessee	11	7	98	14.0	31	1	6	3	28	9.3	10t	1	6	4	23	5.8	9	0
11/6	@ Kansas City	4	0	0	0.0	0	0	2	2	21	10.5	12	0	4	2	23	11.5	17	0
11/13	Houston	7	2	13	6.5	11	0	10	6	24	4.0	12	1	4	3	-1	-0.3	3	0
11/20	@ Detroit	2	1	9	9.0	9	0	5	3	12	4.0	9	0	2	2	16	8.0	15	0
11/27	@ Buffalo	7	1	12	12.0	12t	1			Inactive				2	2	Not on Team			
12/4	Denver									Inactive						Not on Team			
TOTALS		76	35	477	13.6	42t	3	51	30	281	9.4	24	4	30	20	169	8.5	37	1

2016 JACKSONVILLE JAGUARS

REGULAR SEASON GAME-BY-GAME STATISTICS

Receiving		C.Ivory					B.Koyack					N.Sterling							
Date	Opponent	Tar	Rec	Yds.	Avg.	LG	TD	Tar	Rec	Yds.	Avg.	LG	TD	Tar	Rec	Yds.	Avg.	LG	TD
9/11	Green Bay			Inactive															
9/18	@ San Diego			Inactive															
9/25	Baltimore	1	1	9	9.0	9	0												
10/2	Indianapolis	1	0	0	0.0	0	0												
10/16	@ Chicago	2	2	3	1.5	2	0							1	1	10	10.0	10	0
10/23	Oakland	4	2	3	1.5	3	0												
10/27	@ Tennessee	1	1	6	6.0	6	0	5	5	41	8.2	14	0						
11/6	@ Kansas City	2	1	0	0.0	0	0	0	0	0	0	0	0						
11/13	Houston	3	2	10	5.0	8	0	3	3	35	11.7	15	0						
11/20	@ Detroit	6	6	75	12.5	22	0	1	0	0	0.0	0	0						
11/27	@ Buffalo	1	1	11	11.0	11	0	2	2	23	11.5	17	0	3	2	16	8.0	10	0
12/4	Denver			Inactive				3	1	4	4.0	4	0	6	5	43	8.6	17	0
TOTALS		21	16	117	7.3	22	0	14	11	103	9.4	17	0	10	8	69	8.6	17	0

Receiving		B.Walters					R.Greene						
Date	Opponent	Tar	Rec	Yds.	Avg.	LG	TD	Tar	Rec	Yds.	Avg.	LG	TD
9/11	Green Bay			Inactive									
9/18	@ San Diego			Inactive									
9/25	Baltimore			Not on Team									
10/2	Indianapolis	1	0	0	0.0	0	0						
10/16	@ Chicago	1	0	0	0.0	0	0						
10/23	Oakland	2	2	14	7.0	7t	1	2	2	8	4.0	5	0
10/27	@ Tennessee	1	0	0	0.0	0	0						
11/6	@ Kansas City	1	0	0	0.0	0	0						
11/13	Houston			Inactive									
11/20	@ Detroit			Inactive									
11/27	@ Buffalo			0	0	0	0						
12/4	Denver			6	3	31	10.3	15	0				
TOTALS		9	5	116	23.2	51t	1	10	5	45	9.0	15	1

2016 JACKSONVILLE JAGUARS

REGULAR SEASON GAME-BY-GAME STATISTICS

Receiving		D.Robinson				C.Grant							
Date	Opponent	Tar	Rec	Yds.	Avg.	LG	TD	Tar	Rec	Yds.	Avg.	LG	TD
9/11	Green Bay	0	0	0	0	0	0	0	0	0	0	0	0
9/18	@ San Diego	2	1	7	7.0	7	0	1	1	15	15.0	15t	1
9/25	Baltimore	0	0	0	0	0	0	0	0	0	0	0	0
10/2	Indianapolis	0	0	0	0	0	0	0	0	0	0	0	0
10/16	@ Chicago	0	0	0	0	0	0			Inactive			
10/23	Oakland	0	0	0	0	0	0			Inactive			
10/27	@ Tennessee	0	0	0	0	0	0			Inactive			
11/6	@ Kansas City	0	0	0	0	0	0			Inactive			
11/13	Houston	0	0	0	0	0	0			Inactive			
11/20	@ Detroit	1	1	4	4.0	4	0	0	0	0	0	0	0
11/27	@ Buffalo	1	1	11	11.0	11	0	0	0	0	0	0	0
12/4	Denver	4	3	22	7.3	11	0	1	1	15	15.0	15t	1
TOTALS													

Punt Returns		R.Greene				B.Walters							
Date	Opponent	No.	Yds.	Avg.	LG	FC	TD	No.	Yds.	Avg.	LG	FC	TD
9/11	Green Bay	1	14	14.0	14	1	0			Inactive			
9/18	@ San Diego	2	9	4.5	8	1	0			Inactive			
9/25	Baltimore	5	51	10.2	42	0	0			Not on Team			
10/2	Indianapolis	2	12	6.0	12	0	0	0	0	0	0	0	0
10/16	@ Chicago							0	0	0.0	0	1	0
10/23	Oakland	5	20	4.0	8	0	0			Inactive			
10/27	@ Tennessee							1	0	0.0	0	1	0
11/6	@ Kansas City							4	34	8.5	12	3	0
11/13	Houston	2	12	6.0	12	0	0			Inactive			
11/20	@ Detroit	2	3	1.5	3	3	0			Inactive			
11/27	@ Buffalo	2	10	5.0	10	0	0	1	14	14.0	14	1	0
12/4	Denver							4	17	4.3	8	3	0
TOTALS		21	131	6.2	42	5	0	10	65	6.5	14	9	0

2016 JACKSONVILLE JAGUARS

REGULAR SEASON GAME-BY-GAME STATISTICS

Punt Returns		M.Lee					
Date	Opponent	No.	Yds.	Avg.	LG	FC	TD
9/11	Green Bay	0	0	0	0	0	0
9/18	@ San Diego	0	0	0	0	0	0
9/25	Baltimore	0	0	0	0	0	0
10/2	Indianapolis	0	0	0	0	0	0
10/16	@ Chicago	1	3	3.0	3	3	0
10/23	Oakland	0	0	0	0	0	0
10/27	@ Tennessee	1	0	0.0	0	0	0
11/6	@ Kansas City	0	0	0	0	0	0
11/13	Houston	0	0	0	0	0	0
11/20	@ Detroit	0	0	0	0	0	0
11/27	@ Buffalo	0	0	0	0	0	0
12/4	Denver	0	0	0	0	0	0
TOTALS		2	3	1.5	3	3	0

KO Returns		C. Grant					
Date	Opponent	No.	Yds.	Avg.	LG	FC	TD
9/11	Green Bay	2	51	25.5	32	0	0
9/18	@ San Diego	3	67	22.3	24	0	0
9/25	Baltimore	3	58	19.3	25	0	0
10/2	Indianapolis	4	80	20.0	28	0	0
10/16	@ Chicago			Inactive			
10/23	Oakland			Inactive			
10/27	@ Tennessee			Inactive			
11/6	@ Kansas City			Inactive			
11/13	Houston			Inactive			
11/20	@ Detroit	0	0	0	0	0	0
11/27	@ Buffalo	1	12	12.0	12	0	0
12/4	Denver	0	0	0	0	0	0
TOTALS		13	268	20.6	32	0	0

M.Lee		M.Lee					
Date	Opponent	No.	Yds.	Avg.	LG	FC	TD
9/11	Green Bay	0	0	0	0	0	0
9/18	@ San Diego	0	0	0	0	0	0
9/25	Baltimore	0	0	0	0	0	0
10/2	Indianapolis	0	0	0	0	0	0
10/16	@ Chicago	1	3	3.0	3	3	0
10/23	Oakland	0	0	0	0	0	0
10/27	@ Tennessee	1	0	0.0	0	0	0
11/6	@ Kansas City	0	0	0	0	0	0
11/13	Houston	0	0	0	0	0	0
11/20	@ Detroit	0	0	0	0	0	0
11/27	@ Buffalo	0	0	0	0	0	0
12/4	Denver	0	0	0	0	0	0
TOTALS		2	3	1.5	3	3	0

M.Lee		M.Lee					
Date	Opponent	No.	Yds.	Avg.	LG	FC	TD
9/11	Green Bay	0	0	0	0	0	0
9/18	@ San Diego	0	0	0	0	0	0
9/25	Baltimore	0	0	0	0	0	0
10/2	Indianapolis	0	0	0	0	0	0
10/16	@ Chicago	1	26	26.0	26	0	0
10/23	Oakland	4	93	23.3	34	0	0
10/27	@ Tennessee	2	45	22.5	25	0	0
11/6	@ Kansas City	3	87	29.0	45	0	0
11/13	Houston	1	17	17.0	17	0	0
11/20	@ Detroit	1	42	42.0	42	0	0
11/27	@ Buffalo	1	36	36.0	36	0	0
12/4	Denver	0	0	0	0	0	0
TOTALS		13	346	26.6	45	0	0

2016 JACKSONVILLE JAGUARS

REGULAR SEASON GAME-BY-GAME STATISTICS

KO Returns						A.Benn						C.Smith							
Date	Opponent	No.	Yds.	Avg.	LG	FC	TD	No.	Yds.	Avg.	LG	FC	TD	No.	Yds.	Avg.	LG	FC	TD
9/11	Green Bay	0	0	0	0	0	0			Inactive									
9/18	@ San Diego	0	0	0	0	0	0			Inactive									
9/25	Baltimore	1	0	0.0	0	0	0			Inactive				0	0	0	0	0	0
10/2	Indianapolis	0	0	0	0	0	0			Inactive									
10/16	@ Chicago	0	0	0	0	0	0			Inactive									
10/23	Oakland	0	0	0	0	0	0			Inactive									
10/27	@ Tennessee	0	0	0	0	0	0			0	0	0	0	0	0	0	0	0	0
11/6	@ Kansas City	0	0	0	0	0	0			0	0	0	0	0	0	0	0	0	0
11/13	Houston	1	16	16.0	16	0	0			Inactive									
11/20	@ Detroit	0	0	0	0	0	0			Inactive									
11/27	@ Buffalo	0	0	0	0	0	0			Inactive									
12/4	Denver	0	0	0	0	0	0			1	0	0.0	0	0	0	0	0	0	0
TOTALS		2	16	8.0	16	0	0			1	0	0.0	0	0	0	0	0	0	0

KO Returns						D.Robinson							
Date	Opponent	No.	Yds.	Avg.	LG	FC	TD	No.	Yds.	Avg.	LG	FC	TD
9/11	Green Bay	0	0	0	0	0	0						
9/18	@ San Diego	0	0	0	0	0	0						
9/25	Baltimore	0	0	0	0	0	0						
10/2	Indianapolis	0	0	0	0	0	0						
10/16	@ Chicago	0	0	0	0	0	0						
10/23	Oakland	0	0	0	0	0	0						
10/27	@ Tennessee	0	0	0	0	0	0						
11/6	@ Kansas City	0	0	0	0	0	0						
11/13	Houston	0	0	0	0	0	0						
11/20	@ Detroit	0	0	0	0	0	0						
11/27	@ Buffalo	1	13	13.0	13	0	0						
12/4	Denver	0	0	0	0	0	0						
TOTALS		1	13	13.0	13	0	0						

2016 JACKSONVILLE JAGUARS

REGULAR SEASON GAME-BY-GAME STATISTICS

Punting		B.Nortman						
Date	Opponent	No.	Yds.	Avg.	TB	In20	LG	Net
9/11	Green Bay	2	125	62.5	0	2	67	62.5
9/18	@ San Diego	4	179	44.8	0	2	56	39.5
9/25	Baltimore	6	249	41.5	1	2	49	38.2
10/2	Indianapolis	5	269	53.8	1	1	78	46.2
10/16	@ Chicago	5	275	55.0	0	2	60	52.2
10/23	Oakland	5	239	47.8	0	0	56	39.6
10/27	@ Tennessee	6	275	45.8	1	1	60	41.0
11/6	@ Kansas City	4	167	41.8	1	1	47	25.3
11/13	Houston	3	115	38.3	1	0	48	12.7
11/20	@ Detroit	6	245	40.8	0	4	54	31.7
11/27	@ Buffalo	6	273	45.5	2	2	61	31.7
12/4	Denver	8	369	46.1	0	4	65	41.1
TOTALS		60	2780	46.3	7	21	78	38.3

Placekicking		J.Myers								
Date	Opponent	KO	KO Yds	TB	XP Att	XP	FG Att	FG	Long	Points
9/11	Green Bay	6	386	5	2	2	3	3	50	11
9/18	@ San Diego	3	86	1	2	2	1	0	0	2
9/25	Baltimore	4	260	4	2	2	2	1	49	5
10/2	Indianapolis	6	392	4	3	3	3	3	49	12
10/16	@ Chicago	4	260	4	2	2	1	1	30	5
10/23	Oakland	5	273	4	1	1	3	3	44	10
10/27	@ Tennessee	4	196	2	2	2	0	0	0	2
11/6	@ Kansas City	3	170	1	2	2	1	0	0	2
11/13	Houston	5	318	3	1	1	2	2	54	7
11/20	@ Detroit	5	325	5	2	1	2	2	52	7
11/27	@ Buffalo	4	261	3	3	3	0	0	0	3
12/4	Denver	3	195	3	1	1	1	1	47	4
TOTALS		52	3122	39	23	22	19	16	54	70

2016 DRIVE CHART

Week 1 – Sept. 11 vs. Green Bay Packers

JAX Start	Plys	Yds	End	Deep	Result	GB Start	Plys	Yds	End	Deep	Result
1. J18	5	13	J31	J31	Interception	1. J29	6	29	EZ	J 6*#	Touchdown
2. J25	6	14	J39	J49	Punt	2. GB 3	3	3	GB 6	GB 6	Punt
3. GB48	3	48	EZ	GB 5*	Touchdown	3. GB25	3	6	GB31	GB31	Punt
4. J21	3	9	J30	J30	Punt	4. GB 3	3	4	GB 7	GB 7	Punt
5. J47	12	45	GB 8	GB 8*	Field goal	5. GB25	9	75	EZ	J 6*	Touchdown
6. J25	7	75	EZ	GB22	Touchdown	6. GB25	5	75	EZ	J29	Touchdown
7. <u>J25</u>	1	-1	J25	J25	End of half	7. GB25	13	68	J 7	J 7*#	Field goal
8. J25	10	54	GB21	GB21	Field goal	8. GB25	16	73	J 2	J 2*#	Field goal
9. J31	14	37	GB32	GB25	Field goal	9. GB18	3	1	GB19	GB26	Punt
10. J37	10	48	GB14	GB14	Failed 4 th down	10. GB15	1	-1	GB15	GB15	End of game

Week 2 – Sept. 18 at San Diego Chargers

JAX Start	Plys	Yds	End	Deep	Result	SD Start	Plys	Yds	End	Deep	Result
1. J19	3	5	J24	J24	Punt	1. SD25	8	75	EZ	J 3*#	Touchdown
2. J14	3	6	J20	J20	Interception	2. SD33	5	13	SD46	SD48	Punt
3. J25	6	39	SD36	SD35	Missed field goal	3. J34	7	34	EZ	J 6*#	Touchdown
4. J25	3	-7	J22	J25	Fumble	4. SD44	5	56	EZ	J 2*#	Touchdown
5. J 6	5	55	SD39	SD39	Interception	5. J18	6	12	J 5	J 1*#	Fumble
6. <u>J 8</u>	5	44	SD44	SD38	End of half	6. <u>SD31</u>	3	-2	SD29	SD31	Punt
7. J24	3	1	J25	J27	Punt	7. SD45	3	55	EZ	J44	Touchdown
8. J25	4	12	J37	J42	Punt	8. SD19	4	14	SD33	SD39	Punt
9. J28	4	24	SD48	SD48	Punt	9. SD 7	7	93	EZ	J45	Touchdown
10. J25	12	75	EZ	SD 4*#	Touchdown	10. J43	11	36	J 7	J 7*#	Field goal
11. J25	7	58	SD17	SD17*	Failed 4 th down	11. SD17	3	3	SD20	SD25	Punt
12. J40	9	60	EZ	SD15*	Touchdown	12. J43	2	-1	J44	J43	End of game

Week 3 – Sept. 25 vs. Baltimore Ravens

JAX Start	Plys	Yds	End	Deep	Result	BAL Start	Plys	Yds	End	Deep	Result
1. J10	3	3	J13	J13	Punt	1. B48	3	-14	B34	B49	Punt
2. J30	6	15	J45	J47	Punt	2. B 6	3	8	B14	B14	Punt
3. J30	3	2	J32	J32	Punt	3. B25	8	75	EZ	J 7*#	Touchdown
4. J22	4	22	J44	J44	Interception	4. B29	10	46	J25	J25	Field goal
5. J26	5	19	J45	J48	Punt	5. B 8	4	17	B25	B25	Punt
6. B37	8	37	EZ	B 3*#	Touchdown	6. B25	8	51	J24	J24	Field goal
7. J22	11	78	EZ	B11*	Touchdown	7. B25	9	56	J19	J19*	Field goal
8. J25	7	31	B44	B44	Punt	8. B25	3	-3	B22	B25	Punt
9. J19	4	7	J26	J29	Punt	9. B20	5	14	B34	B34	Punt
10. B39	4	8	B31	B31	Field goal	10. B25	4	16	B41	B41	Interception
11. B31	3	0	B31	B31	Interception	11. B29	2	1	B30	B30	Interception
12. B29	4	-5	B34	B25	Blocked field goal	12. B43	8	22	J35	J35	Field goal
13. J25	3	-11	J14	J31	Interception	13. J39	1	-1	J39	J39	End of game

Week 4 – Oct. 2 vs. Indianapolis Colts (in London)

JAX Start	Plys	Yds	End	Deep	Result	IND Start	Plys	Yds	End	Deep	Result
1. J30	3	0	J30	J36	Punt	1. I25	3	8	I33	I33	Punt
2. I24	5	24	EZ	I 3*#	Touchdown	2. I25	3	17	I42	I42	Interception
3. J26	3	3	J29	J29	Punt	3. I36	12	29	J35	J25	Field goal
4. J25	10	75	EZ	I 1*#	Touchdown	4. I25	11	44	J31	J26	Field goal
5. <u>J20</u>	8	75	I 5	I 5*#	Field goal	5. <u>I25</u>	6	29	J46	J46	Punt
6. J29	9	43	I28	I28	Field goal	6. I29	3	-4	I25	I37	Punt
7. J11	14	58	I31	I30	Field goal	7. I25	9	75	EZ	J 1*#	Touchdown
8. J18	6	16	J34	J34	Punt	8. I22	12	78	EZ	J 2*#	Touchdown
9. J25	4	75	EZ	I42	Touchdown	9. I25	6	75	EZ	I40	Touchdown
10. J18	3	4	J22	J22	Punt	10. I20	6	31	J49	J49	Failed 4 th down
11. J49	3	-5	J44	J49	Punt	11. I18	4	-4	I17	I20	Failed 4 th down

Underlined = last drive of first half; * = Inside the 20; # = Goal-to-go; @ = Overtime possession

2016 DRIVE CHART

Week 6 – Oct. 16 at Chicago Bears

JAX Start	Plys	Yds	End	Deep	Result	CHI Start	Plys	Yds	End	Deep	Result
1. J10	12	84	C 6	C 1*#	Interception	1. C25	6	33	J42	J42	Punt
2. J25	3	6	J31	J31	Punt	2. C24 11	58	J18	J18*		Field goal
3. J25	6	8	J33	J41	Punt	3. C14 16	86	EZ	J 1*#		Touchdown
4. <u>J 9</u>	1	-1	J 9	J 9	End of half	4. <u>C22</u>	8	32	J46	J46	Punt
5. J22	3	1	J23	J23	Punt	5. C 9	4	23	C32	C32	Punt
6. J21	3	7	J28	J28	Punt	6. C28	3	8	C36	C36	Punt
7. J15	3	6	J21	J21	Punt	7. C20 11	74	J 6	J 5*#		Field goal
8. J25 5	75	EZ	C 1*#		Touchdown	8. C25	4	16	C41	C41	Punt
9. J16	2	5	J21	J21	Fumble	9. J28 6	14	J14	J 9*		Field goal
10. J25 11	63	C12	C12*		Field goal	10. C25	3	3	C28	C33	Punt
11. J22 4	78	EZ	J49		Touchdown	11. C25	8	27	J48	J44	Failed 4 th down
12. J48	3	2	C49	C49	End of game						

Week 7 – Oct. 23 vs. Oakland Raiders

JAX Start	Plys	Yds	End	Deep	Result	OAK Start	Plys	Yds	End	Deep	Result
1. J22	3	2	J24	J24	Punt	1. O25	3	4	O29	O31	Punt
2. J33	9	49	O18	O18*	Interception	2. O30 9	63	J 7	J 7*		Field goal
3. J25 5	70	O 5	O 5*#		Field goal	3. O20	7	27	O47	O47	Punt
4. J25 9	56	O19	O 9*		Field goal	4. J17 4	3	J14	J14*		Field goal
5. <u>J27</u>	1	-1	J27	J27	End of half	5. O25 11	75	EZ	J 2*#		Touchdown
6. J35 7	39	O26	O26		Field goal	6. <u>O25</u>	8	75	EZ	J 2*#	Touchdown
7. J 7	3	2	J 9	J 9	Punt	7. O25	5	14	O39	O41	Punt
8. J 6	3	-1	J 5	J12	Punt	8. O41	3	-14	O27	O42	Punt
9. J25	3	-5	J20	J28	Punt	9. J37 5	12	J25	J25		Field goal
10. J13	5	27	J40	J40	Punt	10. O28 7	38	J34	J34		Field goal
11. J17 11	83	EZ	O 9*#		Touchdown	11. O32	3	1	O33	O39	Punt
12. J25	4	25	50	50	Interception	12. J48 8	48	EZ	J 9*#		Touchdown
						13. J27	2	-2	J28	J27	End of game

Week 8 – Oct. 27 at Tennessee Titans

JAX Start	Plys	Yds	End	Deep	Result	TEN Start	Plys	Yds	End	Deep	Result
1. J14	5	7	J21	J26	Punt	1. T25	5	17	T42	T48	Punt
2. J24	3	7	J31	J33	Punt	2. T32 10	54	J14	J14*		Field goal
3. J25	3	4	J29	J29	Punt	3. T34 4	66	EZ	J36		Touchdown
4. J25	3	6	J31	J31	Punt	4. T31 8	69	EZ	J 6*		Touchdown
5. <u>J25</u>	8	31	T44	T35	Punt	5. T38 4	62	EZ	J14*		Touchdown
6. J25 11	75	EZ	T10*#		Touchdown	6. <u>T 6</u>	12	90	J 4	J 4*#	Field goal
7. J25	4	15	J40	T44	Punt	7. T25 7	75	EZ	J 4*#		Touchdown
8. J28	11	56	T16	T16	Failed 4 th down	8. T20	4	2	T22	T25	Punt
9. J42 7	58	EZ	T 5*#		Touchdown	9. J35 9	20	J15	J 6*#		Field goal
10. J 9 12	91	EZ	T 7*#		Touchdown	10. T16	3	8	T24	T24	Punt
						11. J47	3	5	J42	J42	Punt

Week 9 – Nov. 6 at Kansas City Chiefs

JAX Start	Plys	Yds	End	Deep	Result	KC Start	Plys	Yds	End	Deep	Result
1. J25	6	27	KC48	KC48	Punt	1. KC13	8	33	KC46	KC47	Punt
2. J18	6	39	KC43	KC43	Punt	2. KC10	5	22	KC32	KC32	Punt
3. J 8	7	62	KC30	KC30	Failed 4 th down	3. J23 2	23	EZ	J23		Touchdown
4. J19	2	0	J19	J19	Interception	4. KC31	3	2	KC33	KC33	Punt
5. J23	6	20	J43	J43	Punt	5. J13 4	5	J 8	J 8*		Field goal
6. J12 11	88	EZ	KC 1*#		Touchdown	6. <u>KC20</u>	6	26	KC46	KC46	Punt
7. J14	5	21	J19	J19	Fumble	7. KC24	3	7	KC31	KC31	Punt
8. J25	6	9	J34	J37	Punt	8. J38 4	5	J33	J33		Field goal
9. J44	7	20	KC36	KC34	Missed field goal	9. J30 6	25	J 5	J 5*		Field goal
10. J25	5	74	KC 1	KC 1*#	Fumble	10. KC44 9	38	J18	J12*		Field goal
11. J39 9	61	EZ	KC13*		Touchdown	11. KC20	3	-5	KC15	KC22	Punt
12. J35	6	33	KC32	KC30	Failed 4 th down	12. KC25	3	-7	KC18	KC29	Punt
						13. KC32	5	12	KC45	KC47	End of game

Underlined = last drive of first half; * = Inside the 20; # = Goal-to-go; @ = Overtime possession

2016 DRIVE CHART

Week 10 – Nov. 13 vs. Houston Texans

JAX Start	Plys	Yds	End	Deep	Result	HOU Start	Plys	Yds	End	Deep	Result
1. J25	6	15	J40	J40	Interception (ret.-TD)	1. H25	10	75	EZ	J 1*#	Touchdown
2. J25	13	75	EZ	H 5*	Touchdown	2. J49	6	18	J31	J31	Missed field goal
3. J20	7	31	H44	H44	Fumble	3. H22	11	46	J32	J32	Missed field goal
4. J39	8	25	H36	H32	Field goal	4. H40	6	23	J37	J37	Failed 4 th down
5. J40	7	20	H40	H40	Failed 4 th down	5. H25	3	1	H26	H26	Punt
6. J13	9	47	H40	H40	Punt	6. H20	6	13	H33	H30	Punt
7. J28	3	-12	J16	J28	Punt	7. J 7	1	7	EZ	J 7*#	Touchdown
8. J21	8	53	H26	H26	Field goal	8. H25	11	42	J33	J30	Field goal
9. J25	6	21	J46	H44	Punt	9. H27	4	25	J48	J48	Punt
10. J 8	8	92	EZ	H14*	Touchdown	10. H 8	6	18	H24	H24	End of game

Week 11 – Nov. 20 at Detroit Lions

JAX Start	Plys	Yds	End	Deep	Result	DET Start	Plys	Yds	End	Deep	Result
1. J13	8	42	D45	D44	Punt	1. D25	6	14	D39	D39	Punt
2. J42	4	10	D48	D43	Punt	2. D15	3	-2	D13	D15	Punt
3. D11	4	2	D 9	D 9*	Field goal	3. D25	3	3	D28	D28	Punt
4. J34	4	26	D48	D48	Fumble	4. D36	3	-3	D33	D36	Punt
5. J 6	3	2	J 8	J 8	Punt (ret.-TD)	5. D 3	3	2	D 5	D 9	Punt
6. J25	5	18	J43	J43	Punt	6. D25	10	67	J 8	J 8*	Field goal
7. J46	7	54	EZ	D 3*#	Touchdown	7. D25	5	16	D41	D41	Punt
8. J25	1	-2	J25	J25	End of half	8. D25	3	41	J28	J28	Fumble
9. J25	3	3	J28	J28	Interception (ret.-TD)	9. D21	7	79	EZ	J 1*#	Touchdown
10. J25	7	41	D34	D33	Field goal	10. D15	15	60	J25	J25	Field goal
11. J13	9	87	EZ	D 3*#	Touchdown	11. J35	1	-1	J35	J35	End of game
12. J34	3	9	J43	J43	Punt						
13. J44	3	-1	J43	J44	Punt						
14. J25	3	0	J25	J25	Interception						

Week 12 – Nov. 27 at Buffalo Bills

JAX Start	Plys	Yds	End	Deep	Result	BUF Start	Plys	Yds	End	Deep	Result
1. J25	11	75	EZ	B 2*#	Touchdown	1. B25	3	5	B30	B32	Punt
2. J21	5	19	J40	J40	Punt	2. B17	3	0	B17	B20	Punt
3. J41	5	13	B46	B43	Punt	3. B 7	7	21	B28	B40	Punt
4. J43	6	15	B42	B42	Punt	4. B20	8	22	B42	B42	Punt
5. J22	3	5	J27	J27	Punt	5. J22	5	22	EZ	J 7*#	Touchdown
6. J28	1	-1	J28	J28	End of half	6. B25	1	75	EZ	B25	Touchdown
7. J35	11	65	EZ	B20	Touchdown	7. B25	3	3	B28	B33	Punt
8. J29	5	10	J39	J39	Punt	8. B25	4	75	EZ	J 7*	Touchdown
9. J35	7	65	EZ	B12*	Touchdown	9. B24	8	76	EZ	J16*	Touchdown
10. J25	3	9	J34	J34	Punt	10. B21	3	9	B30	B30	Punt
11. J27	8	32	B45	B40	Failed 4 th down	11. B42	7	21	J36	J36	End of game

Week 13 – Dec. 4 vs. Denver Broncos

JAX Start	Plys	Yds	End	Deep	Result	DEN Start	Plys	Yds	End	Deep	Result
1. J20	3	4	J24	J24	Punt	1. D25	3	1	D26	D26	Punt
2. J20	3	9	J29	J29	Punt	2. D11	7	31	D42	D42	Punt
3. J14	9	41	D45	D45	Punt	3. D20	4	20	D40	D40	Punt
4. J41	7	30	D29	D29	Field goal	4. D 9	3	5	D14	D14	Punt
5. J25	5	38	D37	D37	Interception	5. D25	8	75	EZ	J 6*#	Touchdown
6. J 3	8	21	J24	J29	Punt	6. D49	3	7	J44	J44	Punt
7. J25	3	3	J28	J28	Punt	7. J43	4	29	J14	J14*	Field goal
8. J 5	9	44	J49	J49	Interception (ret.-TD)	8. J47	3	7	J40	J40	Punt
9. J40	3	1	J41	J41	Punt	9. D18	3	7	D25	D25	Punt
10. J30	12	70	EZ	D22	Touchdown	10. D25	5	7	D32	D37	Punt
11. J27	8	20	D38	D38	Failed 4 th down	11. J47	3	7	J40	J40	Punt
12. J20	5	25	J45	J45	Punt	12. D17	3	9	D26	D26	Punt
13. J29	3	4	J33	J33	Punt	13. D22	3	5	D27	D27	Punt
14. J34	2	-2	J34	J34	Fumble	14. J29	4	6	J23	J23	Field goal
15. J25	2	17	J33	J33	End of game						

Underlined = last drive of first half; * = Inside the 20; # = Goal-to-go; @ = Overtime possession

2016 MISCELLANEOUS STATISTICS

REGULAR SEASON HIGHS & LOWS

	JAGUARS		OPPONENTS	
	HIGH	LOW	HIGH	LOW
Points	30 vs. IND	10 vs. DEN	38 by SD	16 by CHI
First Downs	25 at KC	14 vs. BAL	25 by SD	10 by KC, DEN (at JAX)
Total Offense	449 at KC	216 vs. BAL	494 by TEN	206 by DEN (at JAX)
Net Yards Rushing	205 at at KC	48 vs. GB, vs. BAL	214 by TEN	14 by DET
Net Yards Passing	322 at TEN	118 at BUF	297 by CHI	92 by HOU
Offensive Plays	81 vs. DEN	55 at CHI	77 by CHI	52 by BUF
Rushing Attempts	32 at KC	11 at SD	43 by TEN	21 by DET
Pass Attempts	54 at TEN	26 at BUF	49 by CHI	18 by BUF
Pass Completions	33 at TEN	13 at BUF	30 by CHI	12 by BUF, DEN (at JAX)
Passes Had Intercepted	3 vs. BAL	0, three times (last at BUF)	2 by BAL (at JAX)	0, ten times (last by DEN)
Sacks Allowed	4 vs. BAL	0 at DET	6 by IND	0 by OAK (at JAX), by TEN
Fumbles	3 at KC	0 vs. BAL	3 by DET	0 by BUF, DEN (at JAX)
Fumbles Lost	3 at KC	0, three times (last at BUF)	2 by DET	1 by SD, BAL
Total Turnovers	4 at KC	0 at BUF	3 by BAL (at JAX)	0, nine times (last by DEN)
Penalties	14 at SD	4 at DET	11 by OAK (at JAX)	3 by SD
Yards Penalized	145 vs. IND	25 at DET	117 by OAK (at JAX)	23 by SD
Time of Possession	34:34 vs. DEN	24:13 at CHI	35:47 by CHI	25:26 by BUF
Defensive Interceptions	2 vs. BAL	0, ten times (last vs. DEN)	3 by BAL	0, four times (last by BUF)
Total Takeaways	3 vs. BAL	0, seven times (last vs. DEN)	4 by KC	0 by BUF
Longest Drive (plays)	14 vs. GB, vs. IND	1 vs. GB, at CHI	16 by GB, by CHI	1, three times (last by BUF)
Longest Drive (yards)	92 vs. HOU	-12 vs. HOU	90 by TEN	-14, by OAK (at JAX)
Third Down Conversions	10 vs. HOU	2 at SD, at CHI	9 by IND (at JAX), by TEN	1 by KC, DEN (at JAX)

REGULAR SEASON INDIVIDUAL HIGHS

	JAGUARS	OPPONENTS
Yards Rushing	107 (Ivory at KC)	123 (Murray, TEN)
Rushing Attempts	21 (Yeldon vs. GB)	24 (Gordon, SD)
Rushing TDs	1 by three players (last: Ivory at CHI)	2 (Murray, OAK)
Receptions	9 (A. Robinson vs. HOU)	11 (Meredith, CHI)
Yards Receiving	107 (Lee vs. OAK & A. Robinson vs. HOU)	115 (Benjamin, SD)
Receiving TDs	2 (A. Robinson vs. BAL)	2 (Benjamin, SD)
Combined Yards (rush/rec)	117 (by Yeldon vs. IND)	128 (Murray, TEN)
All-Purpose Yards	117 (by Yeldon vs. IND)	128 (Murray, TEN)
Yards Passing	337 (Bortles at TEN)	302 (Hoyer, CHI)
Pass Attempts	54 (Bortles at TEN)	50 (Hoyer, CHI)
Pass Completions	33 (Bortles at TEN)	30 (Hoyer, CHI)
TD Passes	2, four times (last: Bortles vs. HOU)	4 (Rivers, SD)
Interceptions Thrown	3 (Bortles vs. BAL)	2 (Flacco, BAL)
Longest Run	42 (Ivory vs. OAK, at KC)	75 (TD) (L. McCoy, JAX)
Longest Pass Completion	51 (Bortles to Benn at CHI & Bortles to Lee at KC)	64 (TD) (Luck to Dorsett, IND)
Longest Kickoff Return	45 (Lee vs. KC)	39 (Bray, IND)
Longest Punt Return	42 (Greene Sr vs. BAL)	57 (Ervin, HOU)
Longest INT Return	30 (Gipson vs. BAL)	51 (TD) (Roby, DEN)
Longest Punt	78 (Nortman vs. IND)	60 (King, OAK)
Longest Field Goal	54 (Myers vs. HOU)	54 (Tucker, BAL)
Touchdowns Scored	2 (A. Robinson vs. BAL)	2 (Benjamin, SD, Murray, OAK)
Points Scored	12 (A. Robinson vs. BAL, Myers vs. IND)	15 (Janikowski, OAK)

SCORING BY QUARTERS

	JAGUARS					OPPONENTS						
	1	2	3	4	OT	Total	1	2	3	4	OT	Total
9/11 vs. G.B	7=	10#	3	3	0	23	7=	14##	3	3	0	27
9/18 at S.D	0	0	0	14##	0	14	7=	14##	14##	3	0	38
9/25 vs. BAL	0	7#	7#	3	0	17	7=	6	3	3	0	19
10/2 vs. IND	7#	10=	6	7#	0	30	3	3	0	21=##	0	27
10/16 at CHI	0	0	0	17=#	0	17	0	10=	3	3	0	16
10/23 vs. OAK	0	6	3	7#	0	16	3	17*#	3	10*	0	33
10/27 at TEN	0	0	8#	14##	0	22	3	24##**	6#	3	0	36
11/6 at K.C.	0	7#	0	7#	0	14	7#	3	6	3	0	19
11/13 vs. HOU	7#	3	0	11#	0	21	14@#	0	7#	3	0	24
11/20 at DET	3	6#	10#	0	0	19	0	9%	7@	10*	0	26
11/27 at BUF	7*	0	7#	7#	0	21	0	6*	14**	8#	0	28
12/4 vs. DEN	0	3	0	7*	0	10	0	10*	7@	3	0	20
12/11 vs. MIN												
12/18 at HOU												
12/24 vs. TEN												
1/1 at IND												

*=TD rushing // #=TD Passing // @=TD on INT return // %=TD on punt return // ^=TD on fumble return // &=TD on blocked FG // !=TD on kickoff return // ~=TD on blocked punt return

PLAYS OF 30+ YARDS

	95	96	97	98	99	00	01	02	03	04	05	06	07	08	09	10	11	12	13	14	15	16	Total
Jimmy Smith	2	8	9	12	8	9	4	3	6	9	5												75
Fred Taylor				8	5	4		4	4	6	1	5	5	1									43
Maurice Jones-Drew												6	4	1	6	3	6	1	3				30
Keenan McCardell		5	7	3	2	5	4																26
Mercedes Lewis												1		1	4	1	1		3	2	1	1	15
Allen Hurns																			5	5	4	1	14
Allen Robinson																					13	1	14
Ernest Wilford									3	5	3	2		1									14
Reggie Williams										2	6	3	2										13
Cecil Shorts III																9	1	3					13
Matt Jones										4	4	2	2										12
James Stewart	1	1	4	1	3																		10
Willie Jackson	3	5	1																				9
Justin Blackmon																		6	2				8
Marqise Lee																				5		2	7
Kyle Brady					1	3		2			1												7
Mike Sims-Walker														1	4	2							7
Pete Mitchell	1	1	1	1				1															5
Dennis Northcutt												2	3										5
Mike Thomas																3	2						5
Denard Robinson																				3	1		4
Andre Rison		4																					4
Jason Hill																3	1	0	0				4
Reggie Barlow				1	2																		3
Damon Jones				1	1		1																3
Mike Brown																		3					3
Montell Owens														1			2						3
Clay Harbor																		1	2				3
T.J. Yeldon																						3	3
Jordan Todman																		2	1				3
Arrelious Benn																							2
Chris Ivory																							2
Julius Thomas																						2	2
Rich Griffith	2																						2
Curtis Marsh	2																						2
Mark Brunell		1					1																2
Tavian Banks				1	1																		2
Alvis Whitted				1		1																	2
Anthony Johnson						2																	2
R. Jay Soward						2																	2
Patrick Johnson								2															2
Bobby Shaw								2															2
David Garrard								1							1								2
Matthew Hatchette									2														2
Troy Edwards									1	1													2
LaBrandon Toefield									1		1												2
George Wrihster									1					1									2
John Broussard													2										2
Jerry Porter														2									2
Torry Holt															2								2
Zach Miller															1	1							2
Ace Sanders																			2				2
Bryan Walters																						1	1
Blake Bortles																				1			1
Randy Jordan	1																						1
Natrone Means		1																					1
Stacey Mack							1																1
Kevin Lockett									1														1
Jermaine Lewis										1													1
Marc Edwards										1													1
David Allen										1													1
Todd Yoder											1												1
Brian Jones												1											1
Alvin Pearman												1											1
Greg Estandia													1										1
Jarett Dillard																1							1
Nate Hughes															1								1
Rashad Jennings																1							1
Laurent Robinson																		1					1
Jordan Shipley																	1						1
Danny Noble																			1				1
Total	12	26	22	29	23	26	11	16	18	20	21	25	22	14	21	14	10	20	18	26	27	420	

PLAYS OF 30+ YARDS - LAST 10 SEASONS

2016

- 1. 37.....Blake Bortles to Marcedes Lewis
- 2. 30.....Blake Bortles to Allen Hurns
- 3. 38.....Blake Bortles to Allen Hurns
- 4. 35.....Blake Bortles to Allen Robinson
- 5. 42t.....Blake Bortles to Allen Hurns
- 6. 51t.....Blake Bortles to Arrelious Benn
- 7. 42.....Chris Ivory (run)
- 8. 39.....Blake Bortles to Arrelious Benn
- 9. 38.....Blake Bortles to Marqise Lee
- 10. 31.....Blake Bortles to Allen Hurns
- 11. 51.....Blake Bortles to Marqise Lee
- 12. 42.....Chris Ivory (run)

2015

- 1. 36.....Blake Bortles to Allen Robinson
- 2. 52t.....Blake Bortles to Allen Robinson
- 3. 46.....Blake Bortles to Allen Robinson
- 4. 37.....Blake Bortles to Allen Robinson
- 5. 59t.....Blake Bortles to Allen Hurns
- 6. 48.....Blake Bortles to Allen Robinson
- 7. 36.....T.J. Yeldon (run)
- 8. 59.....Blake Bortles to Allen Hurns
- 9. 31.....Blake Bortles to Allen Hurns
- 10. 45.....T.J. Yeldon (run)
- 11. 44.....Blake Bortles to Allen Robinson
- 12. 33.....Blake Bortles to Allen Robinson
- 13. 30t.....Blake Bortles to Allen Hurns
- 14. 31.....Blake Bortles to Bryan Walters
- 15. 38.....Blake Bortles to Allen Robinson
- 16. 34.....Blake Bortles to Julius Thomas
- 17. 31.....Blake Bortles to Allen Robinson
- 18. 44.....Blake Bortles to Allen Robinson
- 19. 67.....Blake Bortles to T.J. Yeldon
- 20. 30.....Blake Bortles to Julius Thomas
- 21. 80t.....Blake Bortles to Allen Hurns
- 22. 31.....Denard Robinson (run)
- 23. 30.....Blake Bortles to Marqise Lee
- 24. 37.....Blake Bortles to Allen Robinson
- 25. 90t.....Blake Bortles to Allen Robinson
- 26. 36.....Blake Bortles to Allen Robinson
- 27. 45.....Blake Bortles to Marcedes Lewis

2014

- 1. 34t..... Chad Henne to Allen Hurns
- 2. 46..... Chad Henne to Allen Hurns
- 3. 63t..... Chad Henne to Marcedes Lewis
- 4. 54..... Chad Henne to Allen Robinson
- 5. 63t..... Blake Bortles to Allen Hurns
- 6. 44..... Blake Bortles to Allen Hurns
- 7. 30..... Blake Bortles to Clay Harbor
- 8. 59..... Blake Bortles to Clay Harbor
- 9. 31t..... Blake Bortles to Allen Robinson
- 10. 41..... Denard Robinson (run)
- 11. 32..... Blake Bortles (run)
- 12. 48t..... Blake Bortles to Allen Robinson
- 13. 39..... Denard Robinson (run)
- 14. 40t..... Blake Bortles to Allen Hurns
- 15. 32t..... Denard Robinson (run)
- 16. 53..... Blake Bortles to Cecil Shorts III
- 17. 32..... Blake Bortles to Cecil Shorts III
- 18. 31..... Blake Bortles to Allen Robinson
- 19. 37..... Blake Bortles to Marqise Lee
- 20. 30..... Blake Bortles to Marqise Lee
- 21. 31..... Blake Bortles to Marqise Lee
- 22. 35..... Blake Bortles to Marcedes Lewis
- 23. 30..... Blake Bortles to Cecil Shorts III
- 24. 33..... Blake Bortles to Marqise Lee
- 25. 34..... Blake Bortles to Marqise Lee
- 26. 62t..... Jordan Todman (run)

2013

- 1. 30..... Chad Henne to Ace Sanders
- 2. 59..... Chad Henne to Cecil Shorts III
- 3. 31..... Blaine Gabbert to Clay Harbor
- 4. 67..... Blaine Gabbert to J. Blackmon
- 5. 39..... Chad Henne to J. Blackmon
- 6. 43..... Chad Henne to Mike Brown
- 7. 32..... Chad Henne to Mike Brown
- 8. 31..... Chad Henne to Mike Brown
- 9. 30..... Maurice Jones-Drew (run)
- 10. 62..... Chad Henne to Danny Noble
- 11. 51..... Chad Henne to Ace Sanders
- 12. 44..... Maurice Jones-Drew (run)
- 13. 48..... Maurice Jones-Drew (run)
- 14. 41..... Chad Henne to M. Lewis
- 15. 33..... Jordan Todman (run)
- 16. 30..... Chad Henne to Jordan Todman
- 17. 30..... Chad Henne to M. Lewis
- 18. 36..... Chad Henne to M. Lewis

2012

- 1. 39t..... Blaine Gabbert to Cecil Shorts III
- 2. 32..... Blaine Gabbert to Laurent Robinson
- 3. 59t..... Maurice Jones-Drew run
- 4. 80t..... Blaine Gabbert to Cecil Shorts III
- 5. 34..... Blaine Gabbert to Cecil Shorts III
- 6. 42t..... Blaine Gabbert to Cecil Shorts III
- 7. 36..... Blaine Gabbert to Justin Blackmon
- 8. 35..... Blaine Gabbert to Cecil Shorts III
- 9. 52..... Blaine Gabbert to Cecil Shorts III
- 10. 63..... Chad Henne to Justin Blackmon
- 11. 67t..... Chad Henne to Cecil Shorts III
- 12. 39..... Chad Henne to Justin Blackmon
- 13. 81t..... Chad Henne to Justin Blackmon
- 14. 59t..... Chad Henne to Cecil Shorts III
- 15. 32t..... Montell Owens run
- 16. 38..... Chad Henne to Justin Blackmon
- 17. 30..... Chad Henne to Cecil Shorts III

- 9-11-16 vs. Green Bay
- 9-11-16 vs. Green Bay
- 9-11-16 vs. Green Bay
- 9-18-16 at San Diego
- 10-2-16 vs. Indianapolis
- 10-16-16 at Chicago
- 10-23-16 vs. Oakland
- 10-23-16 vs. Oakland
- 10-23-16 vs. Oakland
- 10-27-16 at Tennessee
- 11-6-16 at Kansas City
- 11-6-16 at Kansas City

- 9-20-15 vs. Miami
- 9-20-15 vs. Miami
- 9-20-15 vs. Miami
- 9-27-15 at New England
- 9-27-15 at New England
- 10-4-15 at Indianapolis
- 10-4-15 at Indianapolis
- 10-11-15 at Tampa Bay
- 10-25-15 vs. Buffalo
- 11-8-15 at New York Jets
- 11-8-15 at New York Jets
- 11-8-15 at New York Jets
- 11-8-15 at New York Jets
- 11-19-15 vs. Tennessee
- 11-19-15 vs. Tennessee
- 11-29-15 vs. San Diego
- 12-6-15 at Tennessee
- 12-6-15 at Tennessee
- 12-6-15 at Tennessee
- 12-13-15 vs. Indianapolis
- 12-13-15 vs. Indianapolis
- 12-13-15 vs. Indianapolis
- 12-20-15 vs. Atlanta
- 12-27-15 at New Orleans
- 12-27-15 at New Orleans
- 1-3-16 at Houston
- 1-3-16 at Houston

- 9-7-14 at Philadelphia
- 9-7-14 at Philadelphia
- 9-14-14 at Washington
- 9-14-14 at Washington
- 9-21-14 vs. Indianapolis
- 9-28-14 at San Diego
- 9-28-14 at San Diego
- 10-12-14 at Tennessee
- 10-19-14 vs. Cleveland
- 10-26-14 vs. Miami
- 10-26-14 vs. Miami
- 10-26-14 vs. Miami
- 11-2-14 at Cincinnati
- 11-2-14 at Cincinnati
- 11-9-14 vs. Dallas
- 11-9-14 vs. Dallas
- 11-9-14 vs. Dallas
- 11-9-14 vs. Dallas
- 11-23-14 at Indianapolis
- 11-30-14 vs. New York Giants
- 12-7-14 vs. Houston
- 12-7-14 vs. Houston
- 12-14-14 at Baltimore
- 12-18-14 vs. Tennessee
- 12-18-14 vs. Tennessee
- 12-18-14 vs. Tennessee

- 9-15-13 at Oakland
- 9-22-13 at Seattle
- 9-29-13 vs. Indianapolis
- 10-6-13 at St. Louis
- 10-6-13 at St. Louis
- 10-20-13 vs. San Diego
- 10-20-13 vs. San Diego
- 10-20-13 vs. San Diego
- 10-27-13 vs. San Francisco (London)
- 11-17-13 vs. Arizona
- 11-24-13 at Houston
- 11-24-13 at Houston
- 12-5-13 vs. Houston
- 12-5-13 vs. Houston
- 12-15-13 vs. Buffalo
- 12-15-13 vs. Buffalo
- 12-22-13 vs. Tennessee
- 12-29-13 at Indianapolis

- 9-9-12 at Minnesota
- 9-16-12 vs. Houston
- 9-23-12 at Indianapolis
- 9-23-12 at Indianapolis
- 10-7-12 vs. Chicago
- 10-21-12 at Oakland
- 10-28-12 at Green Bay
- 10-28-12 at Green Bay
- 11-8-12 vs. Indianapolis
- 11-18-12 at Houston
- 11-18-12 at Houston
- 11-18-12 at Houston
- 11-18-12 at Houston
- 11-25-12 vs. Tennessee
- 12-9-12 vs. New York Jets
- 12-16-12 at Miami
- 12-16-12 at Miami

- 18. 36..... Chad Henne to Jordan Shipley
- 19. 53..... Chad Henne to Montell Owens
- 20. 30t..... Chad Henne to Justin Blackmon

2011

- 1. 39..... Maurice Jones-Drew run
- 2. 36t..... Blaine Gabbert to Mike Thomas
- 3. 47..... Blaine Gabbert to Mike Thomas
- 4. 41..... Maurice Jones-Drew run
- 5. 74t..... Blaine Gabbert to Jason Hill
- 6. 31..... Blaine Gabbert to Maurice Jones-Drew
- 7. 48..... Blaine Gabbert to Maurice Jones-Drew
- 8. 62..... Blaine Gabbert to Marcedes Lewis
- 9. 43..... Maurice Jones-Drew run
- 10. 56..... Maurice Jones-Drew run

2010

- 1. 33..... Mike Thomas run
- 2. 42t..... David Garrard to Marcedes Lewis
- 3. 39..... David Garrard to Mike Sims-Walker
- 4. 52t..... David Garrard to Zach Miller
- 5. 50t..... David Garrard to Mike Thomas
- 6. 75t..... David Garrard to Maurice-Jones-Drew
- 7. 37..... Maurice Jones-Drew run
- 8. 48t..... David Garrard to Jason Hill
- 9. 74t..... Rashad Jennings run
- 10. 30t..... Maurice Jones-Drew run
- 11. 39..... David Garrard to Mike Thomas
- 12. 31..... David Garrard to Mike Sims-Walker
- 13. 37..... David Garrard to Jason Hill
- 14. 47..... Trent Edwards to Jason Hill

2009

- 1. 36..... Maurice Jones-Drew run
- 2. 34..... David Garrard to Mike Sims-Walker
- 3. 30..... David Garrard run
- 4. 61t..... Maurice Jones-Drew run
- 5. 33t..... David Garrard to Marcedes Lewis
- 6. 41..... David Garrard to Torry Holt
- 7. 35..... David Garrard to Mike Sims-Walker
- 8. 80t..... Maurice Jones-Drew run
- 9. 79t..... Maurice Jones-Drew run
- 10. 33..... David Garrard to Jarett Dillard
- 11. 61t..... David Garrard to Mike Sims-Walker
- 12. 45..... David Garrard to Mike Sims-Walker
- 13. 33t..... Maurice Jones-Drew run
- 14. 33..... David Garrard to Marcedes Lewis
- 15. 35..... David Garrard to Marcedes Lewis
- 16. 30..... David Garrard to Ernest Wilford
- 17. 47..... David Garrard to Marcedes Lewis
- 18. 35t..... David Garrard to Nate Hughes
- 19. 62..... David Garrard to Zach Miller
- 20. 63..... David Garrard to Torry Holt
- 21. 30..... Maurice Jones-Drew run

2008

- 1. 33..... David Garrard to Matt Jones
- 2. 34..... Fred Taylor run
- 3. 41t..... Montell Owens run
- 4. 32..... David Garrard to Mike Walker
- 5. 46t..... Maurice Jones-Drew run
- 6. 30t..... David Garrard to Marcedes Lewis
- 7. 32..... David Garrard to Reggie Williams
- 8. 35..... David Garrard to Matt Jones
- 9. 31..... David Garrard to Jerry Porter
- 10. 30..... David Garrard to Reggie Williams
- 11. 33..... David Garrard to Jerry Porter
- 12. 41..... David Garrard to Dennis Northcutt
- 13. 35..... David Garrard to Dennis Northcutt
- 14. 30t..... David Garrard to Dennis Northcutt

2007

- 1. 47t..... David Garrard to John Broussard
- 2. 33..... David Garrard to Ernest Wilford
- 3. 52t..... Maurice Jones-Drew run
- 4. 40..... David Garrard to Dennis Northcutt
- 5. 76..... Fred Taylor run
- 6. 57t..... Maurice Jones-Drew run
- 7. 30..... Quinn Gray to Greg Estandia
- 8. 80t..... Quinn Gray to Reggie Williams
- 9. 56..... Quinn Gray to John Broussard
- 10. 30..... Maurice Jones-Drew run
- 11. 36t..... David Garrard to Reggie Williams
- 12. 36..... David Garrard to George Wrihster
- 13. 50t..... Fred Taylor run
- 14. 59t..... David Garrard to Reggie Williams
- 15. 35..... David Garrard to Ernest Wilford
- 16. 80t..... Fred Taylor run
- 17. 38..... Fred Taylor run
- 18. 55t..... David Garrard to Dennis Northcutt
- 19. 62t..... Fred Taylor run
- 20. 43..... David Garrard to Maurice Jones-Drew
- 21. 37t..... David Garrard to Matt Jones
- 22. 48..... Quinn Gray to Matt Jones
- 23. 43t..... David Garrard to Maurice Jones-Drew
- 24. 32..... David Garrard run
- 25. 34..... David Garrard to Marcedes Lewis

- 12-23-12 vs. New England
- 12-23-12 vs. New England
- 12-30-12 at Tennessee

- 9-25-11 at Carolina
- 9-25-11 at Carolina
- 10-2-11 vs. New Orleans
- 10-2-11 vs. New Orleans
- 10-9-11 vs. Cincinnati
- 11-27-11 vs. Houston
- 12-5-11 vs. San Diego
- 12-11-11 vs. Tampa Bay
- 12-15-11 at Atlanta
- 1-1-12 vs. Indianapolis

- 10-10-10 at Buffalo
- 10-31-10 at Dallas
- 10-31-10 at Dallas
- 11-14-10 vs. Houston
- 11-14-10 vs. Houston
- 11-21-10 vs. Cleveland
- 12-5-10 at Tennessee
- 12-12-10 vs. Oakland
- 12-12-10 vs. Oakland
- 12-12-10 vs. Oakland
- 12-18-10 at Indianapolis
- 12-26-10 vs. Washington
- 12-26-10 vs. Washington
- 1-2-11 at Houston

- 9-20-09 vs. Arizona
- 9-20-09 vs. Arizona
- 9-28-09 at Houston
- 9-28-09 at Houston
- 10-4-09 vs. Tennessee
- 10-18-09 vs. St. Louis
- 10-18-09 vs. St. Louis
- 11-1-09 at Tennessee
- 11-1-09 at Tennessee
- 11-8-09 vs. Kansas City
- 11-8-09 vs. Kansas City
- 11-8-09 vs. Kansas City
- 11-15-09 at New York Jets
- 11-15-09 at New York Jets
- 11-22-09 vs. Buffalo
- 11-29-09 at San Francisco
- 12-6-09 vs. Houston
- 12-6-09 vs. Houston
- 12-6-09 vs. Houston
- 12-13-09 vs. Miami
- 1-3-10 at Cleveland

- 9-7-08 at Tennessee
- 9-21-08 at Indianapolis
- 9-28-08 vs. Houston
- 10-5-08 vs. Pittsburgh
- 10-12-08 at Denver
- 10-12-08 at Denver
- 10-26-08 vs. Cleveland
- 10-26-08 vs. Cleveland
- 11-2-08 at Cincinnati
- 11-23-08 vs. Minnesota
- 12-1-08 at Houston
- 12-14-08 vs. Green Bay
- 12-14-08 vs. Green Bay
- 12-14-08 vs. Green Bay

- 9-9-07 vs. Tennessee
- 9-16-07 vs. Atlanta
- 10-7-07 at Kansas City
- 10-7-07 at Kansas City
- 10-14-07 vs. Houston
- 10-28-07 at Tampa Bay
- 11-4-07 at New Orleans
- 11-4-07 at New Orleans
- 11-11-07 at Tennessee
- 11-18-07 vs. San Diego
- 11-18-07 vs. San Diego
- 11-25-07 vs. Buffalo
- 11-25-07 vs. Buffalo
- 12-2-07 at Indianapolis
- 12-9-07 vs. Carolina
- 12-16-07 at Pittsburgh
- 12-16-07 at Pittsburgh
- 12-23-07 vs. Oakland
- 12-23-07 vs. Oakland
- 12-30-07 at Houston
- 1-5-08 at Pittsburgh
- 1-5-08 at Pittsburgh
- 1-12-08 at New England

Bold indicates Playoffs

RECORD WHEN...

	95	96	97	98	99	00	01	02	03	04	05	06	07	08	09	10	11	12	13	14	15	16	Total	Post
	W-L	W-L	W-L	W-L	W-L	W-L	W-L	W-L	W-L	W-L	W-L	W-L	W-L	W-L	W-L	W-L	W-L	W-L	W-L	W-L	W-L	W-L	W-L	W-L
Play at home	2-6	7-1	7-1	7-1	7-1	4-4	3-5	3-5	5-3	4-4	6-2	6-2	6-2	2-6	5-3	5-3	4-4	1-7	1-7	3-5	4-4	1-5	93-81	2-1
Play on the road	2-6	2-6	4-4	4-4	7-1	3-5	3-5	3-5	0-8	5-3	6-2	2-6	5-3	3-5	2-6	3-5	1-7	1-7	3-5	0-8	1-7	1-5	61-111	3-5
Play on grass field	3-8	8-3	10-2	9-2	10-2	5-8	5-9	6-8	5-7	7-6	11-2	8-6	11-3	3-10	5-7	6-6	4-8	1-12	4-9	3-10	4-7	2-8	130-143	4-4
Play on artificial field	1-4	1-4	1-3	2-3	4-0	2-1	1-1	0-2	0-4	2-1	1-2	0-2	0-2	2-1	2-2	2-2	1-3	1-2	0-3	0-3	1-4	0-2	25-51	1-2
Play in a dome	1-1	1-2		0-1	1-0	0-1	1-0	0-1	0-2	1-1	0-2	0-1	0-2	2-1	1-1	1-1	1-2	0-1	1-2	0-2		0-1	11-25	
Score first	4-1	7-2	8-2	8-2	9-1	5-6	4-2	4-4	3-3	6-0	8-1	5-2	9-1	3-2	5-2	4-0	4-3	1-5	3-4	0-5	3-2	1-3	104-53	2-2
Opponent scores first	0-11	2-5	3-3	3-3	5-1	2-3	2-8	2-6	2-8	3-7	4-3	3-6	2-4	2-9	2-7	4-8	1-8	1-9	1-8	3-8	2-9	1-7	50-141	3-4
Score on first poss.	4-3	6-1	6-2	3-2	5-0	3-1	2-2	3-0	0-2	3-0	6-0	5-1	6-2	3-2	7-2	5-1	1-1	1-3	3-0	0-3	2-1	0-1	74-31	3-2
Score 20+ points	3-4	8-3	10-3	11-1	11-0	5-3	3-4	6-3	4-2	5-1	11-1	6-4	9-3	5-2	6-1	7-3	1-1	2-4	3-2	3-1	4-5	1-4	124-55	5-2
Score less than 20 pts.	1-8	1-4	1-2	0-4	3-2	2-6	3-6	0-7	1-9	4-6	1-3	2-4	2-2	0-9	1-8	1-5	4-10	0-10	1-10	0-11	1-5	1-6	30-137	0-4
Allow 20+ points	1-9	3-4	5-5	5-3	4-2	1-7	0-8	2-9	2-9	2-5	4-3	0-7	2-4	2-10	4-7	5-8	0-8	0-13	3-11	1-11	2-9	1-7	49-159	3-6
Allow less than 20 pts.	3-3	6-3	6-0	6-2	10-0	6-2	6-2	4-1	3-2	7-2	8-1	8-1	9-1	3-1	3-2	3-0	5-3	2-1	1-1	2-2	1-1	1-2	103-33	2-0
Game decided by <7 pts.	3-5	7-5	4-4	5-2	4-1	2-5	3-6	3-8	4-6	8-3	8-2	2-7	4-2	4-6	5-3	2-2	3-5	2-3	2-1	1-2	4-5	1-4	82-86	3-0
Game decided by <3 pts.	2-2	4-2	2-0	1-2	3-1	1-3	0-3	2-5	1-2	5-2	3-1	0-3	1-2	2-1	1-1		1-1		1-0	1-1	1-0	1-1	33-33	3-0
Lead after 1st quarter	4-2	6-0	7-2	8-2	6-1	4-2	4-1	4-3	2-0	4-0	8-0	4-2	8-2	3-3	3-1	3-1	4-0	1-3	3-4	0-6	2-1	1-2	89-38	2-0
Trail after 1st quarter	0-8	3-3	2-2	2-3	3-1	2-5	0-6	2-6	1-9	2-6	3-2	3-3	1-2	3-3	4-5	2-7	1-8	1-6	0-7	2-5	2-9	0-6	40-118	3-4
Lead at halftime	4-1	4-0	10-1	7-1	9-1	6-3	4-2	6-2	3-2	5-0	6-0	6-2	10-1	2-2	5-0	4-1	4-1	1-3	4-1	1-3	2-1	1-2	105-30	4-1
Trail at halftime	0-9	4-6	0-4	3-3	3-1	0-5	1-6	0-6	1-8	4-6	6-3	0-5	1-4	2-9	2-9	1-7	0-7	1-7	0-10	2-10	2-10	1-7	34-144	0-4
Tied at halftime	0-2	1-1	1-0	1-1	2-0	1-1	1-2	0-2	1-1	0-1	0-1	2-1		1-0		3-0	1-3	0-3	0-1		1-0		16-20	1-1
Lead after 3rd quarter	2-1	6-1	10-1	9-1	11-1	7-3	5-3	6-1	3-2	7-1	9-2	7-0	9-0	3-2	4-1	6-1	5-1	1-1	3-1	2-2	2-2	1-1	118-29	4-0
Trail after 3rd quarter	2-11	3-5	1-4	2-3	2-1	0-5	1-6	0-7	1-7	2-6	2-2	0-8	2-5	1-9	2-8	1-6	0-8	1-11	1-11	1-11	2-8	1-9	26-150	0-6
Goes into overtime		1-1	0-1			1-0				1-0	2-0	0-1		1-0	1-0	0-1		0-3			0-1		7-8	
Have + turnover ratio	3-3	5-1	7-2	7-2	9-0	6-2	3-3	5-3	2-2	7-0	8-2	6-1	9-1	4-2	5-2	6-0	4-3	2-3	4-2	1-4	2-2	1-0	105-41	4-0
Have - turnover ratio	0-7	0-5	1-3	1-3	2-2	1-7	2-5	0-3	1-6	0-2	1-2	1-5	1-3	0-6	2-4	2-8	0-5	0-6	0-8	0-8	1-9	1-8	17-116	0-5
Turnover ratio is even	1-2	4-1	3-0	3-0	3-0		1-2	1-4	2-3	2-5	3-0	1-2	2-1	1-3	0-2		1-3	0-5	0-2	2-1	2-0	0-2	33-38	1-1
Have 30:00+ T.O.P	2-5	6-5	8-1	4-1	11-1	6-5	4-1	4-3	5-5	5-5	9-2	8-3	8-2	4-6	7-1	5-6	5-4	0-6	2-2	1-4	2-2	0-5	107-75	4-1
Have < 30:00 T.O.P	2-7	3-2	3-4	7-4	3-1	1-4	2-9	2-7	0-6	3-2	3-2	0-5	3-3	1-5	0-8	3-2	0-7	2-8	2-10	2-9	3-9	2-5	48-121	1-5
Have 30:00 T.O.P										1-0													1-0	
Have 100-yard rusher		1-1	1-0	7-1	5-0	5-4	2-1	2-3	2-1	3-2	5-1	3-3	6-1	2-0	2-2	6-2	3-3	1-0	1-1	1-1	1-1	0-1	59-29	4-1
Have 300 net passing yds.		2-2	4-0	1-0	3-0	0-2		1-0	1-0	0-2		0-1	0-1	0-1	2-0	1-0		0-2	0-1		1-5	0-3	16-20	
Have a 100-yd. receiver	0-2	4-3	6-2	2-1	4-2	5-5	3-3	0-2	2-1	2-2	3-3	1-1	0-2	1-5	2-1	2-1	0-1	1-5	0-2	0-4	3-7	0-1	41-56	1-1
Have two 100-yd. receivers		1-1	0-1	1-1	3-0	0-1	0-1							1-0							0-2		6-7	
In August		1-0																					1-0	
In September	0-4	2-3	2-1	4-0	2-1	2-2	2-1	2-1	0-4	3-0	2-1	2-1	2-1	2-2	1-2	1-2	1-2	1-3	0-4	0-4	1-2	0-3	33-44	
In October	3-2	1-3	2-2	1-2	4-0	1-4	0-3	1-3	1-2	2-3	2-2	2-2	3-1	1-2	2-1	3-2	1-4	0-3	0-4	1-3	1-3	2-2	34-53	
In November	0-3	2-1	4-1	4-1	4-0	2-1	1-3	2-2	2-3	1-2	4-0	2-2	3-1	1-3	3-2	2-1	1-2	1-3	3-1	1-3	2-2	0-4	45-41	
In December	1-3	4-0	2-1	2-2	3-1	2-2	3-2	1-4	2-2	2-2	3-1	2-3	3-2	1-4	1-3	2-2	1-3	0-5	1-3	1-3	1-3	0-1	38-52	1-1
In January					1-0		0-1			1-0	1-0					0-1	0-1	1-0			0-1		4-4	4-5

	95	96	97	98	99	00	01	02	03	04	05	06	07	08	09	10	11	12	13	14	15	16	Total	Post
	W-L	W-L	W-L	W-L	W-L	W-L	W-L	W-L	W-L	W-L	W-L	W-L	W-L	W-L	W-L	W-L	W-L	W-L	W-L	W-L	W-L	W-L	W-L	W-L
On Saturday				0-1	0-1					1-0						0-1						1-3	3-2	
On Sunday night	0-1	1-0	0-1	1-0	1-1		0-1	1-0	0-1	1-0			0-1			0-1	1-1				5-6		1-3	
On Monday night			1-0	2-0	2-0	0-2	0-1					2-0	0-1	0-1									8-7	
On Thursday night				1-0		0-1								0-1	0-1		0-1	0-1	1-0	1-0	1-0	0-1	4-6	
Kickoff is 9:30 a.m.																			0-1	0-1	1-0	1-0	2-2	
Kickoff is 1:00/12:30	3-8	7-3	6-3	7-3	8-1	3-5	6-4	4-6	3-11	7-5	9-4	3-7	9-4	3-5	7-5	7-4	4-9	2-10	3-10	2-12	2-10	1-8	105-136	3-2
Kickoff is 4:00/:05/:15/:25	1-3	1-4	4-2	2-1	2-1	3-1	0-4	2-3	1-0	2-1	2-0	3-1	2-0	2-3	0-3	1-3		0-3	0-2	0-1	1-1	0-1	29-38	1-2
Kickoff is 8:00/:20/:25/:35	0-1	1-0		2-1	2-0	1-1	0-1	0-1	1-0	0-1	1-0	2-0	0-1	0-3	0-1	0-1	1-2	0-1	1-0	1-0	1-0	0-1	14-16	1-2
Kickoff is 9:00			1-0		2-0	0-2	0-1																3-3	

*All Times Eastern

	02	03	04	05	06	07	08	09	10	11	12	13	14	15	16	Total
	W-L	W-L	W-L	W-L	W-L	W-L	W-L	W-L	W-L	W-L	W-L	W-L	W-L	W-L	W-L	W-L
vs. AFC South Teams	1-5	2-4	2-4	4-2	2-4	2-4	2-4	3-3	3-3	3-3	2-4	3-3	1-5	2-4	1-2	33-54
vs. AFC North Teams	1-3	0-1	0-1	4-0	1-0	1-0	0-4	0-1	1-0	1-3	0-1	1-0	1-3	1-0	0-1	12-18
vs. AFC East Teams	1-0	0-4	1-0	1-0	2-2	1-0	0-1	2-2	1-0	0-1	0-4	0-1	0-1	2-2	0-1	11-19
vs. AFC West Teams	1-0	1-0	3-1	0-1	0-1	4-0	1-0	1-0	2-2	0-1	0-1	0-4	0-1	0-1	0-4	13-17
vs. NFC South Teams			2-2			3-1				1-3				0-4		6-10
vs. NFC North Teams				3-1			2-2				0-4				1-2	6-9
vs. NFC East Teams	2-2				3-1				1-3				1-3			7-9
vs. NFC West Teams					3-1			1-3				0-4				4-8



PLAYER BIOS

REGULAR SEASON WEEK 14 vs. MINNESOTA

PLAYER BIOS

10

BRANDON ALLEN

QUARTERBACK

6-2 217 LBS.


ARKANSAS

BORN SEPTEMBER 5, 1992

FAYETTEVILLE, ARKANSAS

ACQ: 6TH ROUND OF 2016 DRAFT (201ST)

EXP: ROOKIE



TRANSACTIONS

- Originally drafted by Jacksonville in the sixth round (201st overall) of the 2016 NFL Draft on choice obtained from Pittsburgh for PK Josh Scobee

PRO (Games played/started - 0/0)

- Inactive for the team's first 12 regular season games in 2016

2016 (w/ JAX - 0/0)

- 9/11 vs. G.B.: Inactive
- 9/18 at S.D.: Inactive
- 9/25 vs. BAL: Inactive
- 10/2 vs. IND: Inactive
- 10/16 at CHI: Inactive
- 10/23 vs. OAK: Inactive
- 10/27 at TEN: Inactive
- 11/6 at K.C.: Inactive
- 11/13 vs. HOU: Inactive
- 11/20 at DET: Inactive
- 11/27 at BUF: Inactive
- 12/4 vs. DEN: Inactive

COLLEGE (at Arkansas, 2013-15)

- Totaled 7,463 passing yards, which ranks third in program history
- Made 38 career starts at QB, including his final 34 games - the longest streak for an Arkansas QB since joining the SEC in 1992
- Finished second in program history in pass completions (583), second in attempts (1,016) and third in completion percentage (57.4)
- His 64 career passing TDs is a school record
- Graduated in 2014 with a degree in recreation and sport management
- Named to the Razorback Honor Roll for the fall of 2011 and 2012 and the SEC Fall Academic Honor Roll in 2012, 2013 and 2014

PERSONAL

- Attended Fayetteville (Ark.) High School
- Joined the Razorbacks football program rated as the fifth-best pro-style quarterback in the nation, according to Rivals.com and the No. 3 prospect in the state by HawgSports.com
- Honored with the Landers Award, given annually to the top prep football player in the state of Arkansas
- Led Fayetteville High School to the Arkansas Class 7A state title game in 2010, finishing the season with a 10-4 record
- Threw for 3,408 yards and 38 TDs as a senior, going the entire regular season without throwing an INT
- Son of Bobby, the Razorbacks' director of high school and NFL relations, and Marcela Allen
- Younger brother, Austin, is a junior quarterback at Arkansas
- Twitter handle is @BrandonAllen_10

REGULAR SEASON CAREER STATISTICS

PASSING

YEAR	TEAM	P/S	COMP	ATT	PCT	YDS	AVG	TD	INT	SK	RTG
2016	JAX	0/0	0	0	0.00	0	0.0	0	0	0	0
NFL totals: 1 yr.		0/0	0	0	0.0	0	0.0	0	0	0	0

RUSHING

YEAR	TEAM	W-L	ATT	YDS	AVG	TD
2016	JAX	0-0	0	0	0.0	0
NFL totals: 1 yr.		0-0	0	0	0.0	0

2016 GAME-BY-GAME STATISTICS

PASSING

DATE	OPP	P/S	COMP	ATT	PCT	YDS	AVG	TD	INT	SK	RTG
09/11	vs. G.B.					ina					
09/18	at S.D.					ina					
09/25	vs. BAL					ina					
10/02	vs. IND					ina					
		BYE WEEK									
10/16	at CHI					ina					
10/23	vs. OAK					ina					
10/27	at TEN					ina					
11/06	at K.C.					ina					
11/13	vs. HOU					ina					
11/20	at DET					ina					
11/27	at BUF					ina					
12/04	vs. DEN					ina					
12/11	vs. MIN					ina					
12/18	at HOU					ina					
12/24	vs. TEN					ina					
01/01	at IND					ina					

2016 totals:

RUSHING

DATE	OPP	W/L	ATT	YDS	AVG	TD
09/11	vs. G.B.			ina		
09/18	at S.D.			ina		
09/25	vs. BAL			ina		
10/02	vs. IND			ina		
		BYE WEEK				
10/16	at CHI			ina		
10/23	vs. OAK			ina		
10/27	at TEN			ina		
11/06	at K.C.			ina		
11/13	vs. HOU			ina		
11/20	at DET			ina		
11/27	at BUF			ina		
12/04	vs. DEN			ina		
12/11	vs. MIN			ina		
12/18	at HOU			ina		
12/24	vs. TEN			ina		
01/01	at IND			ina		

2016 totals:

PLAYER BIOS

93

TYSON ALUALU

DEFENSIVE END

6-3 310 LBS.


CALIFORNIA

BORN MAY 12, 1987

HONOLULU, HAWAII

ACQ: 1ST ROUND OF 2010 DRAFT (10TH)

EXP: 7TH YEAR



- **12/5 vs. HOU:** Tallied three solo tackles and tied for the team-lead with two QB hits
- **12/15 vs. BUF:** Matched his season-high with six tackles (four solo), one tackle for loss and one QB hit

2012 (w/ JAX - 16/16)

Started all 16 games for the third consecutive season ... Produced a career-high 82 tackles (36 solo) and led team with 3.5 sacks ... Added three tackles for loss and 13 QB pressures

- **9/9 at MIN:** Recorded five tackles in the season-opener and logged his seventh career sack in the third quarter on QB **Christian Ponder**
- **10/21 at OAK:** Had four tackles (two solo) with one QB pressure and one fumble recovery
- **11/8 vs. IND:** Tallied seven tackles (four solo) with two QB pressures. Sacked QB **Andrew Luck** in the first quarter, his eighth career sack and second of the season
- **12/2 at BUF:** Made 10 tackles (three solo)
- **12/16 at MIA:** Split a sack with DE **Jason Babin** of QB **Ryan Tannehill**
- **12/23 vs. NE:** Started at DT and made four tackles (two solo) with one sack and one QB pressure ... Sacked QB **Tom Brady** in the fourth quarter

2011 (w/ JAX - 16/16)

Started all 16 games at DT for the second consecutive season ... Compiled 81 tackles (43 solo) along with 2.5 sacks, four tackles for loss, one fumble recovery and two passes defended ... Ranked second on the club with 22 QB pressures ... One of eight players to start all 16 games (one of only five defensive players)

- **9/25 at CAR:** Established a career-high 11 tackles along, with two tackles for loss and one pass defended
- **10/6 at PIT:** Sacked QB **Ben Roethlisberger** for a three-yard loss in the fourth quarter and totaled six tackles
- **10/30 at HOU:** Tied his career-high with 11 tackles and added two QB pressures
- **11/13 at IND:** Recovered a fumble by QB **Dan Orlovsky** in the fourth quarter which led to a Jaguars TD which sealed the victory
- **11/20 at CLE:** Split a sack with LB **Russell Allen** on QB **Colt McCoy** in the fourth quarter
- **12/11 vs. TB:** Produced three solo tackles, one sack and one QB pressure

2010 (w/ JAX - 16/16)

Started all 16 games as a rookie at DT, joining 2009 third-round pick **Terrance Knighton** as the only two DL in franchise history to accomplish the feat ... Ranked tied for second on team with 3.5 sacks and third with seven tackles for loss ... Totaled 77 tackles (50 solo), three passes defended and 20 QB pressures

- **9/12 vs. DEN:** Only rookie to start on opening day for the Jaguars and finished with seven tackles, one QB hit and first career sack ... Sacked QB **Kyle Orton** for a six-yard loss in the second quarter
- **9/26 vs. PHI:** Recorded eight tackles and split a sack with Knighton in the third quarter
- **10/31 at DAL:** Compiled six tackles, one sack, one tackle for loss and two QB hits
- **11/21 vs. CLE:** Registered a sack for the second time in three games

COLLEGE (at California, 2006-09)

- Four-year letterman, playing in 52 games with 40 starts
- Never missed a game and started 39 consecutive games to complete his career
- Career totals include 195 tackles, 26 tackles for loss, 16 sacks, seven passes defended, four forced fumbles and four fumble recoveries
- Three-time winner of the Brick Muller Award as team's most valuable DL

PERSONAL

- Married (Desire) with sons, Tyree, Tydes and Tyten; and daughter, Dereon
- Attended St. Louis High School in Honolulu; School also produced current NFL players C **Dominic Raiola** (Detroit) and former NFL players FB **Chris Fuamatu-Ma'afala** and C **Olin Kreutz** among others
- Ranked as No. 2 player in state in 2005 by Rivals.com
- Parents are Ta'avao and Levaa'i Alualu
- Has seven sisters: Taimane-Ruta, Tanya, Tasia, Tatiana, Timena, Trinity and Trust, and one brother, Tupu
- Fourth member of his family to play college football; His uncle, Tupu Alualu played at Hawaii, cousin Ben Alualu played at Arizona and cousin, Tyrone lualu, played at Laney College
- Lives by the motto "God first, and everything else will fall into place"
- Full name: Tyson Asi Alualu.
- Last name pronounced AH-lu AH-lu

TRANSACTIONS

- Originally drafted by Jacksonville in the first round (10th overall) of the 2010 draft

PRO (Games played/started - 106/83)

- Played in 96 consecutive games to start career, tied for the third-longest streak for consecutive games played in franchise history
- Former first-round pick started 64 consecutive games (48 at DT, 16 at DE) to begin his career, tied for the sixth-longest streak for consecutive starts in franchise history
- Was the only defensive player to start all 16 games for the Jaguars from 2010-13
- Became first player drafted by the Jaguars from the University of California and was highest drafted player in school history since **Andre Carter** (seventh overall pick by San Francisco in 2001)

2016 (w/ JAX - 10/6)

- **9/11 vs. G.B.:** Inactive
- **9/18 at S.D.:** Inactive
- **9/25 vs. BAL:** Started at DE and made two tackles (one solo)
- **10/2 vs. IND:** Started at DE and made two tackles (one solo), including his first sack since 12/6/15 at TEN
- **10/16 at CHI:** Made two solo tackles at DE ... Saw action at FB on RB **Chris Ivory's** fourth-quarter rushing TD
- **10/23 vs. OAK:** Played in his 100th game, making two solo tackles
- **10/27 at TEN:** Started at DE and made three tackles (two solo), including one tackle for loss
- **11/6 at K.C.:** Started at DE and made one tackle for loss
- **11/13 vs. HOU:** Saw time at DE and made four solo tackles
- **11/20 at DET:** Saw action at DE and recorded two tackles (one solo) and one sack
- **11/27 at BUF:** Started at DE and made five tackles (four solo), including 0.5 sack
- **12/4 vs. DEN:** Started at DE and made three solo tackles, including one tackle for loss

2015 (w/ JAX - 16/13)

Played in all 16 games (13 starts) for the sixth consecutive season, totaling 26 tackles (18 solo), six tackles for loss, two sacks and two passes defended

- **9/20 vs. MIA:** Made one tackle (one solo) and recorded one QB hurry ... Also made his first career reception for three yards to pick up a first down
- **10/11 at T.B.:** Started at DT in his 85th consecutive game played ... Recorded four tackles (four solo), including his 20th career tackle for loss
- **11/15 at BAL:** Recorded two tackles (one solo), including his second career fumble recovery
- **12/6 at TEN:** Posted two tackles (two solo), two tackles for loss and 1.0 sack ... Added one reception for 16 yards
- **12/27 at N.O.:** Started at DT, playing in his 95th consecutive game, and made two tackles (two solo), including one tackle for loss ... Blocked a fourth-quarter field goal attempt by K **Kai Forbath**

2014 (w/ JAX - 16/0)

Played all 16 games as part of DL rotation and totaled 30 tackles (13 solo), two sacks, two tackles for loss and five QB hits

- **9/14 at WAS:** Tied for second on the team with a season-high seven tackles (three solo)
- **10/26 vs. MIA:** Had three tackles (two solo) and one QB hit
- **11/2 at CIN:** Totaled four assisted tackles
- **11/30 vs. NYG:** Registered first sack of the season, taking down QB **Eli Manning** for a one-yard loss in the fourth quarter ... Finished with two QB pressures
- **12/14 at BAL:** Had four tackles in reserve role
- **12/28 at HOU:** Registered a sack of QB **Case Keenum** in the second quarter, his second of the season

2013 (w/ JAX - 16/16)

Started all 16 games for the fourth consecutive season ... One of only three defensive players (DE **Jason Babin**, DT **Sen'Derrick Marks**) and five players overall to start all 16 games ... Made transition from DT to DE in offseason ... Finished with 44 tackles (34 solo), 1.5 sacks, eight QB pressures, three tackles for loss and one pass defended

- **9/8 vs. KC:** Made first career start at DE
- **9/15 at OAK:** Produced four tackles (two solo) and split a sack with DE **Brandon Deaderick**
- **9/29 vs. IND:** Sacked QB **Andrew Luck** for a 10-yard loss in the second quarter ... Added two QB hits
- **10/20 vs. SD:** Had a season-high six solo tackles on



REGULAR SEASON CAREER STATISTICS

YEAR	TEAM	GP/GS	TKL	SOLO	ASST	ST	SACKS	FF	FR	PD	TFL
2010	JAX	16/16	77	50	27	0	3.5	0	0	3	7
2011	JAX	16/16	81	43	38	0	2.5	0	1	2	4
2012	JAX	16/16	82	36	46	0	3.5	0	0	0	3
2013	JAX	16/16	44	34	10	0	1.5	0	0	1	3
2014	JAX	16/0	30	13	17	0	2.0	0	0	0	2
2015	JAX	16/13	26	18	8	0	2.0	0	1	2	6
2016	JAX	10/6	26	20	6	0	2.5	0	0	0	6
NFL totals:		7 yrs.106/83	366	214	153	0	17.5	0	2	8	31

PLAYER BIOS

CAREER HIGHS

	GAME	SEASON
Tackles:	11 (two times, last: 10/30/11 at HOU)	82 (2012)
Sacks:	1.0 (15 times, last: 10/20/16 at DET)	3.5 (2010 & 2012)
Tackles for loss:	2.0 (four times, last: 12/6/15 at TEN)	7 (2010)
Passes defended:	2 (12/26/10 vs. WAS)	3 (2010)
Fumble recoveries:	1 (two times, last: 11/15/15 at BAL)	1 (2011 & 2015)

2016 GAME-BY-GAME STATISTICS

DATE	OPP	TKL	SOLO	ASST	ST	SACKS	FF	FR	PD	TFL
09/11	vs. Green Bay					ina				
09/18	at San Diego					ina				
09/25	vs. Baltimore	2	1	1	0	0.0	0	0	0	0
10/02	vs. Indianapolis	2	1	1	0	1.0	0	0	0	1
	BYE WEEK									
10/16	at Chicago	2	2	0	0	0.0	0	0	0	0
10/23	vs. Oakland	2	2	0	0	0.0	0	0	0	0
10/27	at Tennessee	3	1	2	0	0.0	0	0	0	1
11/06	at Kansas City	1	1	0	0	0.0	0	0	0	1
11/13	vs. Houston	4	4	0	0	0.0	0	0	0	0
11/20	at Detroit	2	1	1	0	1.0	0	0	0	1
11/27	at Buffalo	5	4	1	0	0.5	0	0	0	1
12/04	vs. Denver	3	3	0	0	0.0	0	0	0	1
12/11	vs. Minnesota									
12/18	at Houston									
12/24	vs. Tennessee									
01/01	at Indianapolis									
2016 totals:		26	20	6	0	2.5	0	0	0	6

2015 GAME-BY-GAME STATISTICS

DATE	OPP	TKL	SOLO	ASST	ST	SACKS	FF	FR	PD	TFL
09/13	vs. Carolina	2	2	0	0	0.0	0	0	0	0
09/20	vs. Miami	1	1	0	0	0.0	0	0	0	0
09/27	at New England	1	0	1	0	0.0	0	0	0	0
10/04	at Indianapolis	2	1	1	0	0.0	0	0	0	0
10/11	at Tampa Bay	4	4	0	0	0.0	0	0	0	1
10/18	vs. Houston	1	1	0	0	0.0	0	0	0	0
10/25	vs. Buffalo	1	1	0	0	1.0	0	0	0	1
	BYE WEEK									
11/08	at N.Y. Jets	3	0	3	0	0.0	0	0	0	0
11/15	at Baltimore	2	1	1	0	0.0	0	1	0	0
11/19	vs. Tennessee	1	1	0	0	0.0	0	0	0	1
11/29	vs. San Diego	0	0	0	0	0.0	0	0	0	0
12/06	at Tennessee	2	2	0	0	1.0	0	0	0	2
12/13	vs. Indianapolis	1	1	0	0	0.0	0	0	1	0
12/20	vs. Atlanta	0	0	0	0	0.0	0	0	1	0
12/27	at New Orleans	2	2	0	0	0.0	0	0	0	1
01/03	at Houston	3	1	2	0	0.0	0	0	0	0
2015 totals:		26	18	8	0	2.0	0	1	2	6

Additional statistics: 2 receptions for 19 yards; one blocked field goal

2014 GAME-BY-GAME STATISTICS

DATE	OPP	TKL	SOLO	ASST	ST	SACKS	FF	FR	PD	TFL
09/07	at Philadelphia	1	1	0	0	0.0	0	0	0	0
09/14	at Washington	7	3	4	0	0.0	0	0	0	0
09/21	vs. Indianapolis	1	1	0	0	0.0	0	0	0	0
09/28	at San Diego	0	0	0	0	0.0	0	0	0	0
10/05	vs. Pittsburgh	2	0	2	0	0.0	0	0	0	0
10/12	at Tennessee	0	0	0	0	0.0	0	0	0	0
10/19	vs. Cleveland	0	0	0	0	0.0	0	0	0	0
10/26	vs. Miami	3	2	1	0	0.0	0	0	0	0
11/02	at Cincinnati	4	0	4	0	0.0	0	0	0	0
11/09	vs. Dallas	1	1	0	0	0.0	0	0	0	0
	BYE WEEK									
11/23	at Indianapolis	1	1	0	0	0.0	0	0	0	0
11/30	vs. N.Y. Giants	1	1	0	0	1.0	0	0	0	1
12/07	vs. Houston	0	0	0	0	0.0	0	0	0	0
12/14	at Baltimore	4	1	3	0	0.0	0	0	0	0
12/18	vs. Tennessee	1	0	1	0	0.0	0	0	0	0
12/28	at Houston	4	2	2	0	1.0	0	0	0	1
2014 totals:		30	13	17	0	2.0	0	0	0	2

2013 GAME-BY-GAME STATISTICS

DATE	OPP	TKL	SOLO	ASST	ST	SACKS	FF	FR	PD	TFL
09/08	vs. Kansas City	0	0	0	0	0.0	0	0	0	0
09/15	at Oakland	4	2	2	0	0.5	0	0	0	0
09/22	at Seattle	5	2	3	0	1.0	0	0	0	1
09/29	vs. Indianapolis	1	1	0	0	0.0	0	0	0	0
10/06	at St. Louis	3	3	0	0	0.0	0	0	0	0
10/13	at Denver	1	1	0	0	0.0	0	0	0	0
10/20	vs. San Diego	6	6	0	0	0.0	0	0	0	0
10/27	vs. San Francisco	3	3	0	0	0.0	0	0	1	0
	BYE WEEK									
11/10	at Tennessee	3	2	1	0	0.0	0	0	0	0
11/17	vs. Arizona	2	2	0	0	0.0	0	0	0	0
11/24	at Houston	3	3	0	0	0.0	0	0	0	0
12/01	at Cleveland	1	1	0	0	0.0	0	0	0	1
12/05	vs. Houston	3	3	0	0	0.0	0	0	0	0
12/15	vs. Buffalo	6	4	2	0	0.0	0	0	0	1
12/22	vs. Tennessee	1	1	0	0	0.0	0	0	0	0
12/29	at Indianapolis	2	0	2	0	0.0	0	0	0	0
2013 totals:		44	34	10	0	1.5	0	0	1	3

2012 GAME-BY-GAME STATISTICS

DATE	OPP	TKL	SOLO	ASST	ST	SACKS	FF	FR	PD	TFL
09/09	at Minnesota	4	2	2	0	1.0	0	0	0	0
09/16	vs. Houston	9	2	7	0	0.0	0	0	0	0
09/23	at Indianapolis	4	3	1	0	0.0	0	0	0	2
09/30	vs. Cincinnati	5	2	3	0	0.0	0	0	0	0
10/07	vs. Chicago	4	4	0	0	0.0	0	0	0	0
	BYE WEEK									
10/21	at Oakland	4	2	2	0	0.0	0	0	0	0
10/28	at Green Bay	7	4	3	0	0.0	0	0	0	1
11/04	vs. Detroit	2	1	1	0	0.0	0	0	0	0
11/08	vs. Indianapolis	7	4	3	0	1.0	0	0	0	0
11/18	at Houston	7	3	4	0	0.0	0	0	0	0
11/25	vs. Tennessee	4	1	3	0	0.0	0	0	0	0
12/02	at Buffalo	10	3	7	0	0.0	0	0	0	0
12/09	vs. N.Y. Jets	7	3	4	0	0.0	0	0	0	0
12/16	at Miami	2	0	2	0	0.5	0	0	0	0
12/23	vs. New England	4	2	2	0	1.0	0	0	0	0
12/30	at Tennessee	2	0	3	0	0.0	0	0	0	1
2012 totals:		82	36	46	0	3.5	0	0	0	3

2011 GAME-BY-GAME STATISTICS

DATE	OPP	TKL	SOLO	ASST	ST	SACKS	FF	FR	PD	TFL
09/11	vs. Tennessee	2	2	0	0	0.0	0	0	1	0
09/18	at N.Y. Jets	4	3	1	0	0.0	0	0	0	0
09/25	at Carolina	11	5	6	0	0.0	0	0	1	2
10/02	vs. New Orleans	3	1	2	0	0.0	0	0	0	0
10/09	vs. Cincinnati	9	4	5	0	0.0	0	0	0	0
10/16	at Pittsburgh	6	4	2	0	1.0	0	0	0	0
10/24	vs. Baltimore	1	1	0	0	0.0	0	0	0	0
10/30	at Houston	11	4	7	0	0.0	0	1	0	0
	BYE WEEK									
11/13	at Indianapolis	4	3	1	0	0.0	0	1	0	0
11/20	at Cleveland	4	3	1	0	0.5	0	0	0	0
11/27	vs. Houston	4	3	1	0	0.0	0	0	0	0
12/05	vs. San Diego	4	2	2	0	0.0	0	0	0	1
12/11	vs. Tampa Bay	3	3	0	0	1.0	0	0	0	0
12/15	at Atlanta	6	3	3	0	1.0	0	0	0	1
12/24	at Tennessee	1	0	1	0	0.0	0	0	0	0
01/01	vs. Indianapolis	8	2	6	0	0.0	0	0	0	1
2011 totals:		81	43	38	0	2.5	0	1	2	4

2010 GAME-BY-GAME STATISTICS

DATE	OPP	TKL	SOLO	ASST	ST	SACKS	FF	FR	PD	TFL
09/12	vs. Denver	7	4	3	0	1.0	0	0	0	1
09/19	at San Diego	4	1	3	0	0.0	0	0	0	0
09/26	vs. Philadelphia	8	6	2	0	0.5	0	0	0	1
10/03	vs. Indianapolis	1	0	1	0	0.0	0	0	0	0
10/10	at Buffalo	7	6	0	0	0.0	0	0	0	2
10/18	vs. Tennessee	6	3	3	0	0.0	0	0	0	0
10/24	at Kansas City	6	4	2	0	0.0	0	0	0	0
10/31	at Dallas	6	4	2	0	1.0	0	0	0	1
	BYE WEEK									
11/14	vs. Houston	3	2	1	0	0.0	0	0	0	0
11/21	vs. Cleveland	4	0	4	0	1.0	0	0	1	1
11/28	at N.Y. Giants	5	0	5	0	0.0	0	0	0	1
12/05	at Tennessee	4	2	0	0	0.0	0	0	0	0
12/12	vs. Oakland	6	3	3	0	0.0	0	0	0	0
12/19	at Indianapolis	3	2	0	0	0.0	0	0	0	0
12/26	vs. Washington	4	2	2	0	0.0	0	0	2	1
01/02	at Houston	3	2	1	0	0.0	0	0	0	0
2010 totals:		77	50	27	0	3.5	0	0	3	7

PLAYER BIOS

21 PRINCE AMUKAMARA

CORNERBACK
6-0 207 LBS.
NEBRASKA
BORN JUNE 6, 1989
LEOMINSTER, MASSACHUSETTS
ACQ: UFA (N.Y. GIANTS) 2016
EXP: 6TH YEAR



TRANSACTIONS

• Originally drafted by the N.Y. Giants in the first round (19th overall) of the 2011 NFL Draft ... Signed as an unrestricted free agent by Jacksonville on 3/11/16

PRO (Games played/started - 65/53, 4/0)

• Sixth-year CB joined the Jaguars as an unrestricted free agent prior to the 2016 season

2016 (w/ JAX - 10/8)

- **9/11 vs. G.B.:** Started at RCB in the team's season opener and tallied two solo tackles and one pass defended
- **9/18 at S.D.:** Inactive (hamstring)
- **9/25 vs. BAL:** Inactive (hamstring)
- **10/2 vs. IND:** Saw 53 snaps at CB and made three solo tackles, including one tackle for loss
- **10/16 at CHI:** Started at LCB and made four solo tackles, and one pass defended
- **10/23 vs. OAK:** Started at LCB and made a season-high seven solo tackles
- **10/27 at TEN:** Saw action at CB and made four solo tackles
- **11/6 at K.C.:** Started at LCB and made three solo tackles, and one pass defended
- **11/13 vs. HOU:** Made his 50th career start at LCB and made two solo tackles
- **11/20 at DET:** Started at LCB and made one solo tackle
- **11/27 at BUF:** Started at LCB and made five solo tackles
- **12/4 vs. DEN:** Started at LCB and made five solo tackles

2015 (w/ NYG - 11/10)

Played in 11 games with 10 starts and totaled 63 tackles (55 solo), nine passes defended, one interception, one forced fumble and one fumble recovery ... Missed five games due to a pectoral injury

- **9/13 at DAL:** Started at RCB and recorded eight tackles
- **9/24 vs. WAS:** Started at RCB and recorded eight tackles, three passes defended and snagged an interception
- **10/4 at BUF:** Started at RCB and registered six tackles (five solo), one pass defended, one forced fumble and one fumble recovery

2014 (w/ NYG - 8/8)

Started each of the season's first eight games at RCB ... Suffered a torn right bicep on 11/3 vs. Indianapolis and was put on injured reserve after successful surgery ... Finished the season with 46 tackles (37 solo), a career-high three interceptions and 11 passes defended

- **9/8 at DET:** Had eight tackles (four solo) and two passes defended
- **9/14 vs. ARI:** Had a season-high nine tackles (eight solo) and a pass defended
- **9/21 vs. HOU:** Contributed five tackles (four solo) and an interception
- **9/25 at WAS:** Had three solo tackles and in interception return for 11 yards
- **10/19 at DAL:** Recorded seven tackles and an interception

2013 (w/ NYG - 16/16)

Started every game at RCB for the first time in his career ... Finished fourth on the team with 83 tackles (72 solo) and was second with 14 passes defended ... Also had an interception and two forced fumbles

- **9/15 vs. DEN:** Credited with a season-high eight solo tackles
- **12/29 vs. WAS:** Contributed five tackles (four solo) and two passes defended

2012 (w/ NYG - 13/11)

Played in 13 games with 11 starts at RCB ... Finished the season with 59 tackles (44 solo), an interception and six passes defended

- **9/30 at CAR:** Made his first career start and had a tackle and pass defended
- **10/14 at S.F.:** Led team with six tackles and three passes defended and tallied an interception off of QB **Alex Smith** on the first play of the second quarter
- **11/11 at CIN:** Posted a team- and career-high 10 tackles (seven solo)

2011 (w/ NYG - 7/0, 4/0)

Played in the final seven regular season games and all four postseason contests ... His season was cut in half because of a fractured foot suffered in first training camp practice on 8/6 ... Was inactive for the season's first nine games ... Finished with 14 tackles (12 solo), one interception, three passes defended and a fumble recovery ... In the postseason, had three tackles (two solo)

- **11/20 vs. PHI:** Made NFL debut ... On his second play, intercepted QB **Vince Young** and finished with five solo tackles
- **2/5 vs. N.E.:** Credited with one solo tackle in Super Bowl XLVI

COLLEGE (at Nebraska, 2007-10)

- Played in 49 games with 31 starts, starting 16 games at RCB and 15 at LCB
- Career totals include 161 tackles (100 solo), five interceptions, 26 passes defended, four sacks, six tackles for loss, three forced fumbles and one fumble recovery
- As a senior, was a unanimous All-America selection and All-Big 12 Conference first-team choice
- Named Big 12 Defensive Player of the Year, joining **Ndamukong Suh** and **Grant Wistrom** as the only Cornhuskers to win the award
- The defensive captain started all 14 games at LCB and ranked sixth on the team with 59 tackles (36 solo), including one sack

PERSONAL

- Starred at Apollo High School (Glendale, Ariz.) and named the state's player of the year by the Arizona Republic and All-Arizona Informant Offensive Player of the Year as a senior
- Two-way starter at running back, rushing for nearly 50 touchdowns and 3,389 yards over his final two seasons, adding 664 receiving yards and 125 tackles
- Helped the Apollo basketball team win three straight Class 4A state titles
- A member of the track and field squad, where he won the Class 4A state titles in both the 100-meter and 200-meter dashes as a senior
- Married (Pilar) with a daughter Princess Paisley and a son, Princeton
- Family comes from royal bloodlines in Nigeria, as his great grandfather was the king of the Awo-Omamma in Iwo State of Nigeria, while Romanus Amukamara was chief
- Has five sisters whose names are Princess, Precious, Promise, Peace and Passionate
- Twitter handle is @PrinceAmukamara



REGULAR SEASON CAREER STATISTICS

YEAR	TEAM	GP/GS	TKL	SOLO	ASST	SACKS	FF	FR	PD	INT
2011	NYG	7/0	14	12	2	0.0	0	1	3	1
2012	NYG	13/11	59	45	14	0.0	0	0	6	1
2013	NYG	16/16	83	72	11	0.0	2	0	14	1
2014	NYG	8/8	46	37	9	0.0	0	0	11	3
2015	NYG	11/10	63	55	8	0.0	1	1	9	1
2016	JAX	10/8	36	36	0	0.0	0	1	3	0
NFL totals:		6 yrs. 65/53	297	261	36	0.0	3	2	46	7



POSTSEASON CAREER STATISTICS

YEAR	TEAM	GP/GS	TKL	SOLO	ASST	SACKS	FF	FR	PD	INT
2011	NYG	4/0	3	2	1	0.0	0	0	0	0
NFL totals:		5 yrs. 4/0	3	2	1	0.0	0	0	0	0



CAREER HIGHS

	GAME	SEASON
Tackles:	10 (11/11/12 at CIN)	83 (2013)
Interceptions:	1 (seven times, last: 9/25/15 at WAS)	3 (2014)
Forced fumbles:	1 (three times, last: 10/4/15 at BUF)	2 (2013)
Fumble recoveries:	1 (two times, last: 10/4/15 at BUF)	1 (2011 & 2015)
Passes defended:	3 (two times, last: 9/24/15 vs. WAS)	14 (2013)



2016 GAME-BY-GAME STATISTICS

DATE	OPP	TKL	SOLO	ASST	ST	SACKS	FF	FR	PD	INT
09/11	vs. Green Bay	2	2	0	0	0.0	0	0	1	0
09/18	at San Diego				ina					
09/25	vs. Baltimore				ina					
10/02	vs. Indianapolis	3	3	0	0	0.0	0	0	0	0
BYE WEEK										
10/16	at Chicago	4	4	0	0	0.0	0	0	1	0
10/23	vs. Oakland	7	7	0	0	0.0	0	0	0	0
10/27	at Tennessee	4	4	0	0	0.0	0	0	0	0
11/06	at Kansas City	3	3	0	0	0.0	0	0	1	0
11/13	vs. Houston	2	2	0	0	0.0	0	0	0	0
11/20	at Detroit	1	1	0	0	0.0	0	0	0	0
11/27	at Buffalo	5	5	0	0	0.0	0	0	0	0
12/04	vs. Denver	5	5	0	0	0.0	0	0	0	0
12/11	vs. Minnesota									
12/18	at Houston									
12/24	vs. Tennessee									
01/01	at Indianapolis									
2016 totals:		36	36	0	0	0.0	0	0	3	0

PLAYER BIOS

2015 GAME-BY-GAME STATISTICS									
DATE	OPP	TKL	SOLO	ASST	SACKS	FF	FR	PD	INT
09/13	at Dallas	8	6	2	0.0	0	0	0	0
09/20	vs. Atlanta	4	4	0	0.0	0	0	1	0
09/24	vs. Washington	8	6	2	0.0	0	0	3	1
10/04	at Buffalo	6	5	1	0.0	1	1	2	0
10/11	vs. San Francisco	6	5	1	0.0	0	0	1	0
10/29	at Philadelphia				ina				
10/25	vs. Dallas				ina				
11/01	at New Orleans				ina				
11/08	at Tampa Bay				ina				
11/15	vs. New England				ina				
BYE WEEK									
11/29	at Washington	4	3	1	0.0	0	0	0	0
12/06	vs. N.Y. Jets	5	4	1	0.0	0	0	0	0
12/14	at Miami	5	5	0	0.0	0	0	0	0
12/20	vs. Carolina	7	7	0	0.0	0	0	2	0
12/27	at Minnesota	6	6	0	0.0	0	0	1	0
01/03	vs. Philadelphia	4	4	0	0.0	0	0	0	0
2015 totals:		63	55	8	0.0	1	1	10	1

2014 GAME-BY-GAME STATISTICS									
DATE	OPP	TKL	SOLO	ASST	SACKS	FF	FR	PD	INT
09/08	at Detroit	8	4	4	0.0	0	0	2	0
09/14	vs. Arizona	9	8	1	0.0	0	0	1	0
09/21	vs. Houston	5	4	1	0.0	0	0	2	1
09/25	at Washington	3	3	0	0.0	0	0	2	1
10/05	vs. Atlanta	4	3	1	0.0	0	0	2	0
10/12	at Philadelphia	6	5	1	0.0	0	0	0	0
10/19	at Dallas	7	7	0	0.0	0	0	2	1
BYE WEEK									
11/03	vs. Indianapolis	3	3	0	0.0	0	0	0	0
11/09	at Seattle				IR				
11/16	vs. San Francisco				IR				
11/23	vs. Dallas				IR				
11/30	at Jacksonville				IR				
12/07	at Tennessee				IR				
12/14	vs. Washington				IR				
12/21	at St. Louis				IR				
12/28	vs. Philadelphia				IR				
2014 totals:		45	37	8	0.0	0	0	11	3

2013 GAME-BY-GAME STATISTICS									
DATE	OPP	TKL	SOLO	ASST	SACKS	FF	FR	PD	INT
09/08	at Dallas	5	3	2	0.0	0	0	1	0
09/15	vs. Denver	8	8	0	0.0	1	0	1	0
09/22	at Carolina	6	5	1	0.0	0	0	1	0
09/29	at Kansas City	3	2	1	0.0	0	0	2	1
10/06	vs. Philadelphia	2	2	0	0.0	0	0	0	0
10/10	at Chicago	7	6	1	0.0	0	0	0	0
10/21	vs. Minnesota	6	5	1	0.0	0	0	0	0
10/27	at Philadelphia	7	5	2	0.0	1	0	0	0
BYE WEEK									
11/10	vs. Oakland	3	3	0	0.0	0	0	0	0
11/17	vs. Green Bay	7	6	1	0.0	0	0	0	0
11/24	vs. Dallas	5	5	0	0.0	0	0	1	0
12/01	at Washington	5	5	0	0.0	0	0	2	0
12/08	at San Diego	7	5	2	0.0	0	0	0	0
12/15	vs. Seattle	3	3	0	0.0	0	0	2	0
12/22	at Detroit	4	4	0	0.0	0	0	1	0
12/29	vs. Washington	5	4	1	0.0	0	0	2	0
2013 totals:		83	70	13	0.0	2	0	13	1

2012 GAME-BY-GAME STATISTICS									
DATE	OPP	TKL	SOLO	ASST	SACKS	FF	FR	PD	INT
09/05	vs. Dallas				ina				
09/16	vs. Tampa Bay				ina				
09/20	at Carolina	1	1	0	0.0	0	0	1	0
09/30	at Philadelphia	5	3	2	0.0	0	0	1	0
10/07	vs. Cleveland	2	1	1	0.0	0	0	0	0
10/14	at San Francisco	6	5	1	0.0	0	0	3	1
10/21	vs. Washington	6	5	1	0.0	0	0	1	0
10/28	at Dallas	8	6	2	0.0	0	0	0	0
11/04	vs. Pittsburgh	3	2	1	0.0	0	0	0	0
11/11	at Cincinnati	10	7	3	0.0	0	0	0	0
BYE WEEK									
11/25	vs. Green Bay	3	3	0	0.0	0	0	0	0
12/03	at Washington	7	5	2	0.0	0	0	0	0
12/09	vs. New Orleans	2	2	0	0.0	0	0	0	0
12/16	at Atlanta				ina				
12/23	at Baltimore	0	0	0	0.0	0	0	0	0
12/30	vs. Philadelphia	4	4	0	0.0	0	0	0	0
2012 totals:		57	44	13	0.0	0	0	6	1

2011 GAME-BY-GAME STATISTICS									
DATE	OPP	TKL	SOLO	ASST	SACKS	FF	FR	PD	INT
09/11	at Washington				ina				
09/19	vs. St. Louis				ina				
09/25	at Philadelphia				ina				
10/02	at Arizona				ina				
10/09	vs. Seattle				ina				
10/16	vs. Buffalo				ina				
BYE WEEK									
10/30	vs. Miami				ina				
11/06	at New England				ina				
11/13	at San Francisco				ina				
11/20	vs. Philadelphia	5	5	0	0.0	0	0	1	1
11/28	at New Orleans	1	1	0	0.0	0	1	0	0
12/04	vs. Green Bay	2	0	2	0.0	0	0	0	0
12/11	at Dallas	4	4	0	0.0	0	0	0	0
12/18	vs. Washington	2	2	0	0.0	0	0	1	0
12/24	at N.Y. Jets	0	0	0	0.0	0	0	0	0
01/01	vs. Dallas	0	0	0	0.0	0	0	0	0
2011 totals:		14	12	2	0.0	0	1	2	1
01/08	vs. Atlanta	2	1	1	0.0	0	0	0	0
01/15	at Green Bay	0	0	0	0.0	0	0	0	0
01/22	at San Francisco	0	0	0	0.0	0	0	0	0
02/05	at New England	1	1	0	0.0	0	0	0	0
Postseason totals:		3	2	1	0.0	0	0	0	0

PLAYER BIOS

68

KELVIN BEACHUM

OFFENSIVE LINEMAN
6-3 303 LBS.
SOUTHERN METHODIST
BORN JUNE 8, 1989
MEXIA, TEXAS
ACQ: UFA (PITTSBURGH) 2016
EXP: FIFTH YEAR



- **9/23 at OAK:** Saw action on special teams and on the offensive line for the first time in his career, filling in at RT for injured RT **Marcus Gilbert** and **Mike Adams**
- **12/2 at BAL:** Made his first career start at RT for the injured Adams

COLLEGE (at Southern Methodist, 2007-11)

- Started all 52 games in four seasons
- As a senior, was named to Conference USA All-Academic team and selected to the Lombardi Award and Outland Award watch lists
- Named first-team Conference USA after his junior season
- Redshirted his first season in 2007

PERSONAL

- Attended Mexia (Texas) High School where he was named first-team All-District 19-3A as a senior and second-team All-District as a junior
- Allowed only one sack in 2006
- Averaged a double-double in basketball
- Son of Kelvin, Sr. and Culetta Beachum
- Full name: Kelvin Lee Beachum Jr.
- Twitter handle is @KelvinBeachumJr

TRANSACTIONS

Originally drafted by Pittsburgh in the seventh round (248th overall) of the 2012 NFL Draft ... Signed by Jacksonville as an unrestricted free agent on 3/16/16

PRO (Games played/started - 55/50, 1/1)

- In four NFL seasons, has appeared at LT, RT and TE

2016 (w/ JAX - 11/11)

- **9/11 vs. G.B.:** Made his Jaguars debut, starting at LT
- **9/18 at S.D.:** Started at LT before exiting the game in the third quarter with a concussion
- **9/25 vs. BAL:** Inactive (concussion)
- **10/2 vs. IND:** Returned from injury to start at LT, helping the team rush 136 yards
- **10/16 at CHI:** Started at LT
- **10/23 vs. OAK:** Started at LT in his 50th career game played
- **10/27 at TEN:** Started at LT
- **11/6 at K.C.:** Started at LT, helping the Jaguars rush for a season-high 205 yards
- **11/13 vs. HOU:** Started at LT
- **11/20 at DET:** Started at LT and was part of an offensive line that did not allow a sack
- **11/27 at BUF:** Started at LT
- **12/4 vs. DEN:** Started at LT

2015 (w/ PIT - 6/6)

Placed on the team's injured reserve due to a left knee injury on Oct. 19

- **9/10 at N.E.:** Started third straight season-opening game on the offensive line ... Was part of an offensive line that helped the Steelers have a 300-yard passer, 100-yard rusher and 100-yard receiver
- **9/20 vs. S.F.:** Was part of an offensive line that did not allow a sack and blocked for an offense that gained 453 net yards

2014 (w/ PIT - 16/16, 1/1)

Started at LT in all 16 games during the regular season ... Started at LT in postseason debut vs. Baltimore in the AFC Wild Card Game

- **9/7 vs. CLE:** Started on the offensive line that helped pave the way for RB **Le'Veon Bell** to eclipse the 100-yard rushing mark
- **9/21 at CAR:** Was part of an offensive line that allowed only one sack ... Helped block for 264 rushing yards, including two 100-yard performances from Bell and LB **LaGarrette Blount**
- **10/26 vs. IND:** Was part of an offensive line that allowed zero sacks in 49 pass attempts and allowed QB **Ben Roethlisberger** to throw for team records in completions (40), passing yards (522) and passing touchdowns (6)
- **11/02 vs. BAL:** Was part of an offensive line that helped block for Roethlisberger to throw six touchdowns and to total an NFL record 12 touchdown passes in back-to-back games
- **11/17 at TEN:** Was part of an offensive line that helped pave the way for Bell to record the fourth-highest single-game rushing total in team history (204 yards)
- **12/07 at CIN:** Was part of an offensive line that allowed zero sacks in 39 pass attempts
- **12/28 vs. CIN:** Was part of offensive line that allowed zero sacks in 38 pass attempts

2013 (w/ PIT - 15/12)

Played in 15 games, making 12 starts (11 at LT and one at TE)

- **9/8 vs. TEN:** Saw action at C in placed of injured C **Maurkice Pouncey**
- **10/13 at NYJ:** Made his first career start at LT and was part of an offensive line that helped control the football for 35:49
- **11/03 at N.E.:** Was part of an offensive line that helped the Steelers amass a season-high 479 net yards
- **11/17 vs. DET:** Was part of an offensive line that helped produce four scoring drives of 60+ yards
- **11/24 at CLE:** Member of an offensive line that did not allow a sack
- **11/28 at BAL:** Was part of an offensive line that produced touchdown drives on three of the final four possessions
- **12/22 at G.B.:** Was part of an offensive line that helped block for a Steelers' rushing attack to a gain a season-high 151 yards
- **12/28 vs. CLE:** Was part of an offensive line that allowed one sack or less for the third straight game

2012 (w/ PIT - 7/5)

Appeared in seven games, and started the final five contests at RT as a rookie

PLAYER BIOS

12 ARRELIOUS BENN

WIDE RECEIVER

6-2 220 LBS.


ILLINOIS

BORN SEPTEMBER 8, 1988

WASHINGTON, D.C.

ACQ: FREE AGENT 2015

EXP: 6TH YEAR



TRANSACTIONS

Originally drafted by Tampa Bay in the second round (39th overall) of the 2010 draft ... Traded to Philadelphia on 3/15/13 ... Waived on 5/16/14 ... Signed by Philadelphia as a free agent on 5/19/14 ... Waived on 9/6/14 ... Signed by Jacksonville as a free agent on 1/5/15 ... Placed on injured reserve on 8/24/15 ... Released on 9/3/16 ... Signed on 9/4/16.

PRO (Games played/started - 49/24)

• Sixth-year WR has spent time in Tampa Bay, Philadelphia and Tampa Bay

2016 (w/ JAX - 12/0)

- **9/11 vs. G.B.:** Made his Jaguars debut and made one special teams tackle
- **9/18 at S.D.:** Had one reception for nine yards and played on special teams
- **9/25 vs. BAL:** Played 21 snaps on special teams
- **10/2 vs. IND:** Posted one reception for one yard ... Played 20 snaps on special teams and made one special teams tackle
- **10/16 at CHI:** Posted the game-winning 51-yard touchdown reception with 2:58 remaining in the fourth quarter
- **10/23 vs. OAK:** Had one reception for for 39 yards, his second consecutive game with a reception of 25+ yards
- **10/27 at TEN:** Saw action at WR and on special teams
- **11/6 at K.C.:** Had one reception for 16 yards
- **11/13 vs. HOU:** Saw action at WR and on special teams
- **11/20 at DET:** Saw action on special teams
- **11/27 at BUF:** Saw action at WR and on special teams
- **12/4 vs. DEN:** Saw action at WR and on special teams

2015 (w/ JAX - IR)

Spent training camp and preseason with Jacksonville and was placed on injured reserve on Sept. 6

2014 (w/ PHI - IR)

Spent preseason with Philadelphia and was placed on injured reserve on Aug. 29 and received an injury settlement on Sept. 6

2013 (w/ PHI - IR)

Missed the entire season with an ACL injury suffered in training camp

2012 (w/ T.B. - 8/1)

Played in eight games with one start in his final season with Tampa Bay ... Totaled four receptions for 26 yards, three rushes for 16 yards and 13 kickoff returns for 23.5-yard average ... Missed the final half of the season after being placed on injured reserve with shoulder and knee injuries

2011 (w/ T.B. - 14/14)

Started all 14 games played and produced a career-high 30 receptions for 441 yards and three TDs

- **10/16 vs. N.O.:** Registered a season-high 83 yards on three receptions including a 65-yard TD catch
- **11/20 at G.B.:** Recorded a season-high two catches of 25-plus yards and finished with 75 yards on five receptions

2010 (w/ T.B. - 15/9)

• Played in 15 games with nine starts as a rookie

• Registered 25 receptions for 395 yards and two TDs along with 35 yards on six carries

- **9/12 vs. CLE:** Made NFL debut
- **11/7 vs. ATL:** Scored his first career TD (13 yards)
- **12/12 at WAS:** Had a career-high 122 yards on four receptions and his only career 100-yard receiving game including a career-long 64-yard catch

COLLEGE (at Illinois, 2007-09)

- Three-year letterman at Illinois
- Declared for the draft following his junior season
- Ranked fourth in school history with 3,613 all-purpose yards
- Finished his career with 159 receptions for 2,221 yards and seven TDs
- Saw action as a true freshman and earned Big Ten Freshman of the Year honors

PERSONAL

- Attended Dunbar High School in Washington, D.C.
- Named USA Today first-team All-American and was also a Parade All-American

Five-star player by Rivals.com and ranked as the No. 2 WR in the country by Rivals.com

- Son of Denise Benn

REGULAR SEASON CAREER STATISTICS

YEAR	TEAM	GP/GS	RECs	YDS	AVG.	LG	TD
2010	T.B.	15/9	25	395	15.8	64	2
2011	T.B.	14/14	30	441	14.7	65t	3
2012	T.B.	8/1	4	26	6.5	9	0
2016	JAX	12/0	5	116	23.2	51t	1
NFL totals: 6 yrs.		49/24	64	978	15.3	65t	6

Additional statistics: 15 rushes for 44 yards (2.9 avg.)

CAREER HIGHS

	GAME	SEASON
Receptions:	5 (11/20/11 at G.B.)	30 (2011)
Receiving yards:	122 (12/12/10 at WAS)	441 (2011)
Receiving touchdowns:	1 (six times, last: 10/16/16 at CHI)	3 (2011)

2016 GAME-BY-GAME STATISTICS

DATE	OPP	RECs	YDS	AVG.	LG	TD
09/11	vs. Green Bay	0	0	0.0	0	0
09/18	at San Diego	1	9	9.0	9	0
09/25	vs. Baltimore	0	0	0.0	0	0
10/02	vs. Indianapolis	1	1	1.0	1	0
BYE WEEK						
10/16	at Chicago	1	51	51.0	51t	1
10/23	vs. Oakland	1	39	39.0	39	0
10/27	at Tennessee	0	0	0.0	0	0
11/06	at Kansas City	1	16	16.0	16	0
11/13	vs. Houston	0	0	0.0	0	0
11/20	at Detroit	0	0	0.0	0	0
11/27	at Buffalo	0	0	0.0	0	0
12/04	vs. Denver	0	0	0.0	0	0
12/11	vs. Minnesota					
12/18	at Houston					
12/24	vs. Tennessee					
01/01	at Indianapolis					
2016 totals:		5	116	23.2	51t	1

Additional statistics: Two special teams tackles; 16-yard kickoff return on 11/13 vs. HOU

2012 GAME-BY-GAME STATISTICS

DATE	GAME	RECs	YDS	AVG.	LG	TD
09/09	vs. Carolina			ina		
09/16	at N.Y. Giants	0	0	0.0	0	0
09/23	at Dallas	1	8	8.0	8	0
09/30	vs. Washington	3	18	6.0	9	0
BYE WEEK						
10/14	vs. Kansas City	0	0	0.0	0	0
10/21	vs. New Orleans	0	0	0.0	0	0
10/25	at Minnesota	0	0	0.0	0	0
11/04	at Oakland	0	0	0.0	0	0
11/11	vs. San Diego			ina		
11/18	at Carolina	0	0	0.0	0	0
11/25	vs. Atlanta			IR		
12/02	at Denver			IR		
12/09	vs. Philadelphia			IR		
12/16	at New Orleans			IR		
12/23	vs. St. Louis			IR		
12/30	at Atlanta			IR		
2012 totals:		4	26	6.5	9	0

Additional statistics: three rushes for 16 yards (5.3 avg.); three kick returns for 16 yards (5.3 avg.)

PLAYER BIOS



2011 GAME-BY-GAME STATISTICS

DATE	GAME	RECS	YDS	AVG.	LG	TD
09/11	vs. Detroit	4	27	6.8	10	0
09/18	at Minnesota	1	25	25.0	25T	1
09/25	vs. Atlanta	3	19	6.3	13	0
10/03	vs. Indianapolis	1	43	43.0	43	0
10/09	at San Francisco	3	46	15.3	33	0
10/16	vs. New Orleans	3	83	27.7	65T	1
10/23	vs. Chicago	0	0	0.0	0	0
	BYE WEEK					
11/06	at New Orleans	2	22	11.0	16	0
11/13	vs. Houston	2	47	23.5	33	0
11/20	at Green Bay	5	75	15.0	37	0
11/27	at Tennessee	1	-3	-3.0	-3	0
12/04	vs. Carolina	3	46	15.3	38	0
12/11	at Jacksonville	1	7	7.0	7	0
12/17	vs. Dallas			ina		
12/24	at Carolina	1	4	4.0	4T	1
12/30	at Atlanta			IR		
2011 totals:		30	441	14.7	65	3

Additional statistics: six rushes for -7 yards (-1.2 avg.)



2010 GAME-BY-GAME STATISTICS


DATE	GAME	RECS	YDS	AVG.	LG	TD
09/12	vs. Cleveland	0	0	0.0	0	0
09/19	at Carolina	0	0	0.0	0	0
09/26	vs. Pittsburgh	3	33	11.0	13	0
	BYE WEEK					
10/10	at Cincinnati	2	25	12.5	18	0
10/17	vs. New Orleans	1	9	9.0	9	0
10/24	vs. St. Louis	1	9	9.0	9	0
10/31	at Arizona	1	53	53.0	53	0
11/07	at Atlanta	1	14	14.0	14T	1
11/14	vs. Carolina	2	29	14.5	21	1
11/21	at San Francisco	2	14	7.0	7	0
11/28	at Baltimore	3	9	3.0	9	0
12/05	vs. Atlanta	1	28	28.0	28	0
12/12	at Washington	4	122	30.5	64	0
12/19	vs. Detroit	3	34	11.3	13	0
12/26	vs. Seattle	1	16	16.0	16	0
2010 totals:		25	395	15.8	64	2

Additional statistics: six rushes for 25 yards (5.8 avg.)

PLAYER BIOS

5 BLAKE BORTLES

QUARTERBACK
6-5 245 LBS.
CENTRAL FLORIDA
BORN APRIL 28, 1992
OVIEDO, FLORIDA
ACQ: 1ST ROUND OF 2014 DRAFT (3RD)
EXP: 3RD YEAR



TRANSACTIONS

Originally drafted by Jacksonville in the first round (3rd overall) of the 2014 draft

PRO (Games played/started - 42/41)

• Third-year QB started the final 13 games as a rookie and every game of the 2015 season after being selected with the third overall pick in 2014
• Ranks third in career passing yards (10,266), pass attempts (1,564), pass completions (917), passing touchdowns (66) and third in completion percentage (58.6) in franchise history
• The first player in franchise history to have multiple games with four-plus passing TDs (three games)

2016 (w/ JAX - 12/12)

- **9/11 vs. G.B.:** Completed 24-of-39 passes (61.5 comp. pct.) for 320 yards, one TD and one INT for an 85.4 passer rating ... His 187 first-half passing yards were most for his career ... His 320 yards are the most by a Jaguars QB on kickoff weekend in franchise history
- **9/18 at S.D.:** Completed 31-of-50 passes (62.0 comp. pct.) for 329 yards, two TDs and two INTs for a 77.8 passer rating
- **9/25 vs. BAL:** Completed 24-of-38 passes (63.2 comp. pct.) for 194 yards, two TDs and three INTs for a 60.6 passer rating ... Eclipsed 50 career passing TDs in his 33rd career game, becoming the fastest Jaguars QB to 50 career passing TDs, surpassing the previous mark set by **Mark Brunell** (41 games)
- **10/2 vs. IND:** Completed 19-of-33 passes (57.6 comp. pct.) for 207 yards and two TDs ... Posted a season-best 96.4 passer rating ... Rushed seven times for 36 yards and his third career rushing TD
- **10/16 at CHI:** Completed 20 of 33 passes (60.6 comp. pct.) for 271 yards, one TD and one INT for an 84.3 passer rating ... Trailing 16-10 with 3:18 remaining in the fourth quarter, Bortles engineered a four-play, 78-yard drive that culminated in a 51-yard TD pass to WR **Arrelious Benn** with 2:58 remaining ... The victory marked Bortles' fifth come-from-behind fourth-quarter victory
- **10/23 vs. OAK:** Accounted for 279 yards of offense, completing 23 of 42 passes (53.5 comp. pct.) for 246 yards, one TD and two INTs for a 58.9 passer rating, as well as rushing for 33 yards on five carries
- **10/27 at TEN:** Completed 33-for-54 passes (61.1 comp. pct.) for 337 yards and three TDs for a 97.5 passer rating
- **11/6 at K.C.:** Completed 22-for-41 passes (53.7 comp. pct.) for 252 yards, two TDs and one INT
- **11/13 vs. HOU:** Completed 32-of-49 passes (65.3 comp. pct.) for 265 yards, two TDs and one INT for an 84.1 passer rating
- **11/20 at DET:** Completed 22-of-35 passes (62.9 comp. pct.) for 202 yards, two TDs and two INTs
- **11/27 at BUF:** Completed 13-of-26 passes (50.0 comp. pct.) for 126 yards and two TDs ... Ran for a career-high, team-high 81 yards
- **12/4 vs. DEN:** Completed 19-of-42 passes (45.2 comp. pct.) for 181 yards and two INTs ... Rushed two times for 29 yards, including a 22-yard TD run

2015 (w/ JAX - 16/16)

Completed 355 of 606 passes (58.6 comp. pct.) for 4,428, 35 TDs and 18 INTs for an 88.2 passer rating ... Set single-season franchise records for yards, completions, attempts and touchdowns ... Threw a TD in 15 straight games from 9/13/15 to 12/27/15, the longest streak in franchise history ... Threw for the NFL's second-most passing TDs (35) in 2015, behind only New England's **Tom Brady** ... Joins **Dan Marino** (1984) as the only first- or second-year QBs in NFL history to throw for 4,400-plus yards and 35-plus TDs in a single season ... Became the youngest QB in NFL history to throw for 4,000-plus yards and 35-plus TDs and rush for 300-plus yards in a season. ... The only other players in NFL history to achieve the feat are **Daunte Culpepper** (2004) and **Steve Young** (1998) ... Finished the season with 72 completions of 20-plus yards, the most in the NFL and the most in a season in Jaguars history (the previous record for completions of 20-plus yards by a Jaguars QB was 44, set by **Mark Brunell** in 1997 and 2001 and **David Garrard** in 2004) ... Threw for 300-plus yards on six occasions in 2015, tied for the most 300-yard passing games by a Jaguars QB in a single season ... Youngest QB in NFL history to throw for at least 25 TDs and rush for at least one TD in a single season

- **9/13 vs. CAR:** Became the second QB in franchise history to start on opening day before turning 24 years old ... Completed 22-of-40 for 183 yards and 1 TD, while also rushing four times for 26 yards (6.5 rush avg.) ... Surpassed 3,000 career passing yards on a 6-yard TD completion to **Rashad Greene** in the second quarter ... His 22 completions are tied for the seventh-most in a season opener in franchise history

• **9/20 vs. MIA:** Completed 18-of-33 for 273 yards and two TDs ... Captained his second career fourth-quarter game-winning drive, marching the Jaguars 66 yards on nine plays to set up K **Jason Myers'** game-winning 28-yard FG with :40 left

• **10/4 at IND:** Completed 28-of-50 passes (56.0 comp. pct.) for 298 yards and one TD for an 80.2 passer rating ... The 50 pass attempts by Bortles were the most of his career and the fifth-most in franchise history ... Joins **Byron Leftwich** (54), **Mark Brunell** (52, 50) and **Chad Henne** (51, 51) as the only players in Jaguars history to register 50-plus pass attempts in a single game

• **10/11 at T.B.:** Completed 23-of-33 passes (69.7 comp. pct.) for 303 yards, four TDs and one INT ... First time in Bortles' 19-game career that he threw three or more touchdowns ... Bortles joins **Mark Brunell** (11/29/98), **David Garrard** (10/31/10), **Quinn Gray** (12/30/07) and **Chad Henne** (11/18/12) as the only Jaguars quarterbacks to throw for four touchdowns in a single game

• **10/18 vs. HOU:** Completed 30-of-53 passes for 331 yards, three TDs and three INTs ... His 53 pass attempts were the second-most in franchise history and most since **Byron Leftwich** recorded 54 on 10/10/04 at San Diego ... Has thrown for 300+ yards in back-to-back games for the first time in his career

• **10/25 vs. BUF:** Completed 13-of-29 passes for 182 yards, 2 TDs and one INT ... Threw a 31-yard game-winning touchdown pass to WR **Allen Hurns** with 2:25 remaining in the fourth quarter

• **11/8 at NYJ:** Completed 24 of 40 passes for a career-high 381 yards, two TDs and two INTs ... 381 passing yards were fourth-most in franchise history ... Joins **Mark Brunell** as the only QBs in franchise history to throw for 375-plus yards in a single game ... Has thrown for two-plus touchdowns in four consecutive games, tying the franchise record for most consecutive games with two-plus passing TDs (**Chad Henne** in 2013 and **David Garrard** in 2007)

• **11/19 vs. TEN:** Completed 21 of 30 passes for 242 yards, one TD and one INT for a 91.2 passer rating ... His fourth-quarter TD pass to **Julius Thomas** was his 20th of the season, placing him with **David Garrard** (23 in 2010) and **Mark Brunell** (20 in 1998 and 2000) as the only QBs in Jaguars history to throw for 20-plus TD passes in a season

• **11/29 vs. S.D.:** Completed 30-of-49 passes for 329 yards, two TDs and one INT ... The fourth game with at least 300 passing yards and two passing TDs in 2015, the most such games ever in Jaguars single-season history

• **12/6 at TEN:** Completed 24-of-36 passes for 322 yards and a career-high five TDs ... Became the youngest player in NFL history to throw for 320-plus yards, five-plus TDs and zero INTs in a single game ... His five TDs is the most by a Jaguars QB in a single game ... Joins **Dan Marino** (22, 1984) and **Matthew Stafford** (23, 2011) as the only QBs age 23-or-younger in NFL history to throw for 27 or more TDs through the first 12 games of the season ... Tallied a career-high 134.5 passer rating

• **12/13 vs. IND:** Completed 16 of 30 passes (58.3 completion pct.) for 250 yards and three TDs for a 114.6 passer rating ... Joins Dan Marino (36, 1984) and Kurt Warner (34, 1999) as the only first- or second-year QBs to throw for 30-plus passing TDs through 13 games in a season ... Bortles (23) and Marino (22) are the only players age 23-or-younger to throw for 30-plus TDs through 13 games in a season ... Bortles' fourth career game with a passer rating of 100-plus and his fourth career game with three-plus passing TDs ... Has become the first player in Jaguars history to throw for three-plus TDs and zero INTs in back-to-back games

• **12/27 at N.O.:** Completed 27-of-35 passes (77.1 comp. percentage) for 368 yards, four TDs and two INTs for a passer rating of 124.5, his third highest of the season ... Bortles' 77.1 comp. percentage was the second-highest in his NFL career ... In the second half, completed 18-of-21 passes (85.7 comp. percentage) for 288 yards, three TDs and zero INTs for a perfect 158.3 passer rating

2014 (w/ JAX - 14/13)

Set franchise single-season records for a rookie with 2,908 passing yards and 280 completions while throwing for 11 TDs ... Led all NFL QBs with a 7.48 average per rush, rushing 56 times for 419 yards ... Marked the highest single-season rushing average by a QB in team history and his 419 rushing yards were second-most in team history (480, **Mark Brunell**, 1995) ... Finished with 37 completions of 20-plus yards ... Became 16th QB in Jaguars history to start a game and was one of seven rookie QBs to make their NFL debut in 2014 ... Took over as the team's starting QB in Week 4 and started the final 13 games ... Was 280 of 475 passing for 2,908 yards with 11 TDs/17 INTs and 69.5 rating ... Had 21 completions of 25-plus yards ... Rushed for 419 yards on 56 carries (7.48 avg.), the highest average by a NFL QB and second-most rushing yards by a Jaguars QB in a season

- **9/7 at PHI:** Dressed but did not play in season-opener
- **9/14 at WAS:** Dressed but did not play
- **9/21 vs. IND:** Made his NFL debut after he was inserted into the lineup to start the second half and finished 14 of 24 passing for 223 yards with two TDs/two INTs for an 82.5 passer rating ... Had four completions of 20-plus yards including a 63-yard TD pass to **Allen Hurns** ... Also had 30 rushing yards including 20-yard rush ... Engineered the offense to 289 yards in the second half after the club managed only 55 yards in the first half
- **9/28 at SD:** Made first career start and totaled 29 of 37 passing for 254 yards with one TD and two INTs for an 81.7 passer rating ... Completed 78.4 percent of his passes, the highest in NFL history for a rookie quarterback in his first career start with a minimum 30 attempts ... Hooked up with TE **Nic Jacobs** for a two-yard score in the second quarter ... Had five carries for 24 yards ... His 29 completions set single-game franchise record by a rookie and his completions, attempts and yards were started by a Jaguars rookie QB in first career start
- **10/5 vs. PIT:** Started at QB for first time at home and was 22 of 36 passing for 191 yards with two INTs for a 52.0 rating
- **10/12 at TEN:** Threw for 336 yards and one TD on 32 of 46

PLAYER BIOS

passing (69.6 pct.), tying **Byron Leftwich** (10/5/03 vs. San Diego) for most passing yards by a rookie in team history ... His 46 attempts and 32 completions were the most in franchise history by a rookie ... Had a 59-yard completion to TE **Clay Harbor** and hooked up with Harbor for a 20-yard TD pass in the fourth quarter ... Marked first AFC South start ... Led team in rushing with five carries for 38 yards

- **10/19 vs. CLE:** Was 17 of 31 passing for 159 yards with one TD and 3 INTs ... Had 31-yard TD pass to WR **Allen Robinson** in the second quarter ... Added five carries for 37 yards with a long of 18 yards. Had four completions of 20-plus yards
- **10/26 vs. MIA:** Threw for 221 yards and one TD on 18 of 34 passing ... Had two INTs, both returned for scores ... Hooked up with **Allen Robinson** for a 48-yard TD in the fourth quarter
- **11/2 at CIN:** Posted a career-best 96.4 rating on 22 of 33 passing (66.7 pct.) with two TDs and one INT ... Had TD passes to **Allen Hurns** of 40 and 18 yards
- **11/9 vs. DAL:** Completed 22 of 37 passes for 290 yards with one INT for a 73.0 rating ... Had four completions of 20-plus yards including a 53-yard pass to WR **Cecil Shorts**

- **11/23 at IND:** Threw for 146 yards on 15 of 27 passing
- **11/30 vs. NYG:** Completed 21 of 35 passes for 194 yards with one TD for an 84.7 rating ... Had first career fourth-quarter comeback win, leading team on a 11-play, 70-yard drive that culminated with a **Josh Scobee** FG ... Had a 30-yard TD pass to **Marqise Lee** in the third quarter and finished with four completions of 20-plus yards ... Added a career-high 68 rushing yards on five carries including a 29-yard rush ... Became only the third starting rookie quarterback to lead his team to a comeback win of 21 or more points since at least 1970
- **12/7 vs. HOU:** Was 20 of 39 passing for 205 yards with one TD for a 64.6 rating ... Had a four-yard TD pass to **Allen Hurns** in the first quarter, his first career TD pass in the first quarter ... Had three completions of 20-plus yards
- **12/14 at BAL:** Had three completions of 20-plus yards and finished 21 of 37 passing for 210 yards with one INT for a 61.8 rating
- **12/18 vs. TEN:** Earned first career division win, throwing for 115 yards and one TD ... Had a 34-yard completion to **Marqise Lee** in the third quarter ... Had five carries for 50 yards with runs of 19, 15 and 13 yards
- **12/28 at HOU:** Threw for 117 yards in season-finale on 14 of 33 passing and led team with 61 yards on three carries (20.3 avg.) ... Had a 34-yard rush in the fourth quarter, his longest rush of his career ... Set single-season franchise-record for passing yards by a rookie with 2,908

COLLEGE (at Central Florida, 2011-13)

- Played in 37 games with 30 starts
- Declared for the NFL Draft following his junior season
- Compiled a 22-5 record as a starter
- Career totals included 585 of 891 passing for 7,598 yards with 56 TDs/19 INT
- Ranked fourth in school history for passing yards and TDs
- As a junior, finished 259 of 382 passing (67.8 pct.) for 3,581 yards with 25 TDs/9 INTs and led team to a 12-1 mark and a Fiesta Bowl win
- Named MVP of the Fiesta Bowl with a win over Baylor, throwing for 301 yards and three TDs
- Majored in Interpersonal/Organizational Communication and minored in Sports and Fitness

PERSONAL

- Attended Oviedo High School where he finished his career by setting Seminole County records with 5,576 yards and 53 TDs
- Captured MVP award at the Central Florida All-Star game following senior year
- Also lettered in baseball
- His brother, Colby, plays baseball at Mississippi
- Son of Suzy and Rob Bortles
- Twitter handle is @BBortles5

REGULAR SEASON CAREER STATISTICS

PASSING

YEAR	TEAM	P/S	COMP	ATT	PCT	YDS	AVG	TD	INT	SK	RTG
2014	JAX	14/13	280	475	58.9	2,908	6.1	11	17	55	69.5
2015	JAX	16/16	355#	606#	58.6	4,428#	7.3	35#	18	51	88.2
2016	JAX	12/12	282	483	58.4	2,930	6.1	20	15	24	76.9
NFL totals: 3 yrs.		42/41	917	1,564	58.6	10,266	6.6	66	50	130	79.0

single-season franchise record

RUSHING

YEAR	TEAM	W-L*	ATT	YDS	AVG	TD
2014	JAX	3-10	56	419	7.5	0
2015	JAX	5-11	52	310	6.0	2
2016	JAX	2-10	47	323	6.9	2
NFL totals: 3 yrs.		10-31	155	1,052	6.8	4

* games started

CAREER HIGHS

	GAME	SEASON
Passing completions:	33 (10/27/16 at TEN)	355 (2015)
Passing attempts:	54 (10/27/16 at TEN)	606 (2015)
Passing percentage:	78.4 (9/28/14 at S.D.)	58.9 (2015)
Passing yards:	381 (11/8/15 at NYJ)	4,428 (2015)
Passing touchdowns:	5 (12/6/15 at TEN)	35 (2015)
Passer rating:	134.5 (12/6/15 at TEN)	88.2 (2015)
Rushing attempts:	6 (three times, last: 12/20/15 vs. ATL)	56 (2014)
Rushing yards:	81 (11/27/16 at BUF)	419 (2014)
Rushing touchdowns:	1 (four times, last: 12/4/16 vs. DEN)	2 (2015 & 2016)

2016 GAME-BY-GAME STATISTICS

PASSING

DATE	OPP	P/S	COMP	ATT	PCT	YDS	AVG	TD	INT	SK	RTG
09/11	vs. G.B.	1/1	24	39	61.5	320	8.2	1	1	3	85.4
09/18	at S.D.	1/1	31	50	62.0	329	6.6	2	2	2	77.8
09/25	vs. BAL	1/1	24	38	63.2	194	5.1	2	3	4	60.6
10/02	vs. IND	1/1	19	33	57.6	207	6.3	2	0	3	96.4
BYE WEEK											
10/16	at CHI	1/1	20	33	60.6	271	8.2	1	1	2	84.3
10/23	vs. OAK	1/1	23	43	53.5	246	5.7	1	2	1	58.9
10/27	at TEN	1/1	33	54	61.1	337	6.2	3	0	2	97.5
11/06	at K.C.	1/1	22	41	53.7	252	6.1	2	1	2	78.5
11/13	vs. HOU	1/1	32	49	65.3	265	5.4	2	1	2	84.1
11/20	at DET	1/1	22	35	62.9	202	5.8	2	2	0	73.8
11/27	at BUF	1/1	13	26	50.0	126	4.9	2	0	2	89.6
12/04	vs. DEN	1/1	19	42	45.2	181	4.3	0	2	1	37.9
12/11	vs. MIN										
12/18	at HOU										
12/24	vs. TEN										
01/01	at IND										
2016 totals:		12/12	282	483	58.6	2,930	6.1	20	15	24	79.0

RUSHING

DATE	OPP	W/L	ATT	YDS	AVG	TD
09/11	vs. G.B.	0-1	2	2	1.0	0
09/18	at S.D.	0-1	3	34	11.3	0
09/25	vs. BAL	0-1	3	17	5.7	0
10/02	vs. IND	1-0	7	36	5.1	1
BYE WEEK						
10/16	at CHI	1-0	3	1	0.3	0
10/23	vs. OAK	0-1	5	33	6.6	0
10/27	at TEN	0-1	4	22	5.5	0
11/06	at K.C.	0-1	6	54	9.0	0
11/13	vs. HOU	0-1	3	11	3.7	0
11/20	at DET	0-1	1	3	3.0	0
11/27	at BUF	0-1	8	81	10.1	0
12/04	vs. DEN	0-1	2	29	14.5	1
12/11	vs. MIN					
12/18	at HOU					
12/24	vs. TEN					
01/01	at IND					
2016 totals:		2-10	47	323	6.9	2

PLAYER BIOS

2015 GAME-BY-GAME STATISTICS

PASSING											
DATE	OPP	P/S	COMP	ATT	PCT	YDS	AVG	TD	INT	SK	RTG
09/13	vs. CAR	1/1	22	40	55.0	183	4.6	1	2	5	54.5
09/20	vs. MIA	1/1	18	33	54.5	273	8.3	2	0	0	102.2
09/27	at N.E.	1/1	17	33	51.5	242	7.3	2	1	2	83.1
10/04	at IND	1/1	28	50	56.0	298	6.0	1	0	1	80.2
10/11	at T.B.	1/1	23	33	69.7	303	9.2	4	1	6	125.4
10/18	vs. HOU	1/1	30	53	56.6	331	6.2	3	3	3	70.6
10/25	vs. BUF	1/1	13	29	44.8	182	6.3	2	1	2	74.2
	BYE WEEK										
11/08	at NYJ	1/1	24	40	60.0	381	9.5	2	2	6	87.6
11/15	at BAL	1/1	22	45	48.9	188	4.2	2	1	3	65.8
11/19	vs. TEN	1/1	21	30	70.0	242	8.1	1	1	4	91.2
11/29	vs. S.D.	1/1	30	49	61.2	329	6.7	2	1	2	86.2
12/06	at TEN	1/1	24	36	66.7	322	8.9	5*	0	2	134.5
12/13	vs. IND	1/1	16	30	53.3	250	8.3	3	0	3	114.6
12/20	vs. ATL	1/1	23	38	60.5	297	7.8	1	1	2	82.9
12/27	at N.O.	1/1	27	35	77.1	368	10.5	4	2	2	124.5
01/03	at HOU	1/1	17	32	53.1	239	7.5	0	2	8	51.4
2015 totals:	16/16	355#	606#	58.6	4,428#	7.3	35#	18	51	88.2	

* single-game franchise record
single-season franchise record

RUSHING

DATE	OPP	W/L	ATT	YDS	AVG	TD
09/13	vs. CAR	L	4	26	6.5	0
09/20	vs. MIA	W	2	27	13.5	0
09/27	at N.E.	L	3	7	2.3	0
10/04	at IND	L	4	31	7.8	0
10/11	at T.B.	L	1	21	21.0	0
10/18	vs. HOU	L	4	37	9.3	0
10/25	vs. BUF	W	5	-3	-0.6	0
	BYE WEEK					
11/08	at NYJ	L	4	32	8.0	0
11/15	at BAL	W	2	25	12.5	0
11/19	vs. TEN	W	2	9	4.5	0
11/29	vs. S.D.	L	6	33	5.5	0
12/06	at TEN	L	2	-1	-0.5	0
12/13	vs. IND	W	4	17	4.3	1
12/20	vs. ATL	L	6	44	7.3	1
12/27	at N.O.	L	3	5	1.7	0
01/03	at HOU	L	0	0	0.0	0
2015 totals:	5-11	52	310	6.0	2	

2014 GAME-BY-GAME STATISTICS

PASSING											
DATE	OPP	P/S	COMP	ATT	PCT	YDS	AVG	TD	INT	SK	RTG
09/07	at PHI	0/0				DNP					
09/14	at WAS	0/0				DNP					
09/21	vs. IND	1/0	14	24	58.3	223	9.3	2	2	1	82.5
09/28	at S.D.	1/1	29	37	78.4	254	6.9	1	2	3	81.8
10/05	vs. PIT	1/1	22	36	61.1	191	5.3	0	2	1	52.0
10/12	at TEN	1/1	32	46	69.6	336	7.3	1	1	6	88.6
10/19	vs. CLE	1/1	17	31	54.8	159	5.1	1	3	2	40.3
10/26	vs. MIA	1/1	18	34	52.9	221	6.5	1	2	4	58.6
11/02	at CIN	1/1	22	33	66.8	247	7.5	2	1	1	96.4
11/09	vs. DAL	1/1	22	37	59.5	290	7.8	0	1	4	73.0
	BYE WEEK										
11/23	at IND	1/1	15	27	55.6	146	5.4	0	1	4	55.5
11/30	vs. NYG	1/1	21	35	60.0	194	5.5	1	0	7	84.7
12/07	vs. HOU	1/1	20	39	51.3	205	5.3	1	1	4	64.6
12/14	at BAL	1/1	21	37	56.8	210	5.7	0	1	8	61.8
12/18	vs. TEN	1/1	13	26	50.0	115	4.4	1	0	4	75.0
12/28	at HOU	1/1	14	33	42.4	117	3.5	0	0	5	52.2
2015 totals:	14/13	280	475	58.9	2,908	6.1	11	17	55	69.5	

RUSHING


DATE	OPP	W/L*	ATT	YDS	AVG	TD
09/07	at PHI			DNP		
09/14	at WAS			DNP		
09/21	vs. IND		2	30	15.0	0
09/28	at S.D.	L	5	24	4.8	0
10/05	vs. PIT	L	4	14	3.5	0
10/12	at TEN	L	5	38	7.6	0
10/19	vs. CLE	W	5	37	7.4	0
10/26	vs. MIA	L	6	48	8.0	0
11/02	at CIN	L	4	10	2.5	0
11/09	vs. DAL	L	3	3	1.0	0
	BYE WEEK					
11/23	at IND	L	5	24	4.8	0
11/30	vs. NYG	W	5	68	13.6	0
12/07	vs. HOU	L	3	10	3.3	0
12/14	at BAL	L	1	2	2.0	0
12/18	vs. TEN	W	5	50	10.0	0
12/28	at HOU	L	3	61	20.3	0
2015 totals:	3-10*	56	419	7.5	2	

* games started

PLAYER BIOS

59

ARTHUR BROWN



LINEBACKER

6-4 240 LBS.

KANSAS STATE

BORN JUNE 17, 1990

WICHITA, KANSAS

ACQ: WAIVERS (BALTIMORE) 2016

EXP: 4TH YEAR

TRANSACTIONS

Originally selected by Baltimore in the second round (56th overall) of the 2013 NFL Draft ... Waived on 9/3/16 ... Claimed off waivers by Jacksonville on 9/4/16

PRO (Games played/started - 46/0)

- Fourth-year LB has played in Baltimore and Jacksonville

2016 (w/ JAX - 12/0)

- **9/11 vs. G.B.:** Saw action on special teams
- **9/18 at S.D.:** Saw action on special teams and one snap at LB
- **9/25 vs. BAL:** Saw action on special teams and played five snaps at LB
- **10/2 vs. IND:** Saw action on special teams
- **10/16 at CHI:** Saw action on special teams
- **10/23 vs. OAK:** Posted one special teams tackle
- **10/27 at TEN:** Saw action on special teams
- **11/6 at K.C.:** Saw action on special teams
- **11/13 vs. HOU:** Saw action on special teams
- **11/20 at DET:** Saw action on special teams
- **11/27 at BUF:** Saw action on special teams
- **12/4 vs. DEN:** Saw action on special teams

2015 (w/ BAL - 16/0)

Saw action in all 16 games, tallying two special teams tackles

2014 (w/ BAL - 4/0)

Played in four games, competing on special teams in each contest before being placed on injured reserve on 1/2/15

2013 (w/ BAL 14/0)

Finished with 12 tackles (eight solo), a half-sack and one forced fumble

- **12/8 vs. MIN:** Recorded two tackles and his first career forced fumble
- **11/10 vs. CIN:** Produced a career-high four tackles

COLLEGE (at Kansas State, 2010-12; at Miami Fla., 2008-09)

- Led team with 100 tackles (65 solo), adding four passes defended, two interceptions and one fumble recovery to earn all Big 12 and multiple first-team All-American accolades as a senior in 2012
- Selected as the conference's defensive player of the year by league coaches en route to an 11-2 overall record and Big 12 Championship title in 2012
- Recorded a team-leading 101 tackles, two sacks, one interception and two passes defended en route to earning first-team All-Big 12 honors and conference defensive newcomer of the year
- Transferred to Kansas State after two seasons at Miami (Fla.)

PERSONAL

- Brother, Bryce, who was a running back at Kansas State, played for Seattle in 2015 after being selected by Philadelphia in the seventh round of the 2012 NFL Draft
- Attended Wichita State (Kan.) High School, where he posted 151 tackles and 10 sacks as a senior

REGULAR SEASON CAREER STATISTICS

YEAR	TEAM	GP/GS	TKL	SOLO	ASST	ST	SACKS	FF	FR	PD	TFL
2013	BAL	14/0	12	8	4	3	0.5	1	0	0	0
2014	BAL	4/0	0	0	0	0	0.0	0	0	0	0
2015	BAL	16/0	0	0	0	2	0.0	0	0	0	0
2016	JAX	12/0	0	0	0	2	0.0	0	0	0	0
NFL totals: 4 yrs.		46/0	12	8	4	7	0.5	1	0	0	0

2016 GAME-BY-GAME STATISTICS

DATE	OPP	TKL	SOLO	ASST	ST	SACKS	FF	FR	PD	TFL
09/11	vs. Green Bay	0	0	0	0	0.0	0	0	0	0
09/18	at San Diego	0	0	0	0	0.0	0	0	0	0
09/25	vs. Baltimore	0	0	0	0	0.0	0	0	0	0
10/02	vs. Indianapolis	0	0	0	0	0.0	0	0	0	0
BYE WEEK										
10/16	at Chicago	0	0	0	0	0.0	0	0	0	0
10/23	vs. Oakland	0	0	0	1	0.0	0	0	0	0
10/27	at Tennessee	0	0	0	0	0.0	0	0	0	0
11/06	at Kansas City	0	0	0	1	0.0	0	0	0	0
11/13	vs. Houston	0	0	0	0	0.0	0	0	0	0
11/20	at Detroit	0	0	0	0	0.0	0	0	0	0
11/27	at Buffalo	0	0	0	0	0.0	0	0	0	0
12/04	vs. Denver	0	0	0	0	0.0	0	0	0	0
12/11	vs. Minnesota									
12/18	at Houston									
12/24	vs. Tennessee									
01/01	at Indianapolis									
2016 totals:		0	0	0	2	0.0	0	0	0	0

PLAYER BIOS

60

A.J. CANN

GUARD

6-3 315 LBS.

SOUTH CAROLINA

BORN OCTOBER 3, 1991

BAMBERG, SOUTH CAROLINA

ACQ: 3RD ROUND OF 2015 DRAFT (67TH)

EXP: 2ND YEAR



TRANSACTIONS

Originally drafted by Jacksonville in third round (67th overall) in 2015 draft

PRO (Games played/started - 27/25)

- Second-year G emerged as a starter in Week 4 of the 2015 season
- Highest drafted player by the Jaguars from the University of South Carolina

2016 (w/ JAX - 12/12)

- **9/11 at G.B.:** Started the team's season opener at RG
- **9/18 at S.D.:** Started at RG
- **9/25 vs. BAL:** Started at RG
- **10/2 vs. IND:** Started at RG and helped the team rush for 136 yards
- **10/16 at CHI:** Started at RG
- **10/23 vs. OAK:** Started at RG
- **10/27 at TEN:** Started at RG
- **11/6 at K.C.:** Started at RG, helping the team rush for a season-high 205 yards
- **11/13 vs. HOU:** Started at RG
- **11/20 at DET:** Started at RG in his 25th career game
- **11/27 at BUF:** Started at RG
- **12/4 vs. DEN:** Started at RG and helped the team rush for 154 yards

2015 (w/ JAX - 15/13)

Rookie offensive lineman started 13 games at RG

- **10/4 at IND:** Made his first career start at RG, helping fellow rookie RB T.J. Yeldon rush for 100+ yards
- **10/25 vs. BUF:** Started at RG, helping RB T.J. Yeldon rush for a season-high 115 yards
- **12/13 vs. IND:** Started at RG, helping the Jaguars rush for a season-high 154 yards

COLLEGE (at South Carolina, 2010-15)

- Four-year starter, starting in 51 games, the second-most in school history (T.J. Johnson, 53)
- Three-time member of the SEC Fall Academic Honor Roll
- In 2014, named first-team All-America by Sporting News, ESPN.com and CBSSportsline.com, was a second-team All-American by Walter Camp, Associated Press and Sports Illustrated, and a third-team selection by College Sports Madness
- Earned first team All-SEC honors by the coaches and ESPN.com and was a second-team pick by the AP
- In 2013, voted a permanent team captain as a junior
- Majored in African American studies

PERSONAL

- Played on both sides of the ball for Head Coach Kevin Crosby at Bamberg-Ehrhardt (S.C.) High School
- Graded out at 96 percent with 60 knockdown blocks as an offensive tackle
- Did not give up a sack
- A.J. Cann's given name is Aaron
- Twitter handle is @AJCann50

PLAYER BIOS

22

AARON COLVIN

CORNERBACK
6-0 194 LBS.
OKLAHOMA
BORN OCTOBER 2, 1991
TULSA, OKLAHOMA
ACQ: 4TH ROUND OF 2014 DRAFT (114TH)
EXP: 3RD YEAR



TRANSACTIONS

Originally drafted by Jacksonville in the fourth round (114th overall) of the 2014 draft

PRO (Games played/started - 30/18)

- Since 2015, his 5.0 sacks are most in the NFL by a CB and tied for the most by a defensive back (K.C.'s **Ron Parker**)
- Began rookie season on reserve/physically unable to perform list after suffering an ACL injury while playing for the Jaguars coaching staff on the South squad at the Senior Bowl in 2014

2016 (w/ JAX - 8/2)

Missed the first four games of the season on the Reserve/Suspended by the Commissioner list

- **10/16 at CHI:** Made his season debut, posting five solo tackles, including one tackle for loss
- **10/23 vs. OAK:** Tallied three solo tackles at CB
- **10/27 at TEN:** Started at LCB and made two tackles (one solo)
- **11/6 at K.C.:** Saw action at CB and made seven tackles (five solo)
- **11/13 vs. HOU:** Saw action at CB and registered a seven-yard sack
- **11/20 at DET:** Started at CB and recorded two solo tackles before exiting the game with a concussion
- **11/27 at BUF:** Saw action at CB and on special teams
- **12/4 vs. DEN:** Saw action at CB and made one solo tackle

2015 (w/ JAX - 16/15)

Started in 15 of 16 games at RCB, totaling 73 tackles (60 solo), seven passes defensed, six tackles for loss and 4.0 sacks ... His 4.0 sacks are the most by an NFL DB since **Roman Harper's** 7.5 sacks in 2011 and the most by a Jaguars DB since **Aaron Beasley's** 5.0 sacks in 2000 (Colvin's 4.0 sacks are the second-most by a Jaguars DB in franchise history)

- **9/20 vs. MIA:** Made six tackles (five solo)
- **10/4 at IND:** Started at RCB, recording six tackles (five solo), including two tackles for loss, and his first career sack
- **10/11 at T.B.:** Started at RCB, tallying five tackles (five solo) and one sack
- **10/25 vs. BUF:** Made six tackles (six solo), including a sack-fumble that DE **Chris Clemons** returned for a TD ... Recorded the game-clinching PBU with 57 seconds remaining in the game to force a turnover on downs
- **11/8 at NYJ:** Made a season-high eight tackles (four solo), including one tackle for loss
- **11/19 vs. TEN:** Started at RCB, making seven tackles (seven solo), three passes defensed and one sack
- **12/27 at N.O.:** Started at RCB and made a season-high nine tackles (five solo)

2014 (w/ JAX - 6/1)

Saw action in six games as a rookie and totaled 25 tackles (21 solo), two passes defensed, two QB hits and one fumble recovery ... Placed on the reserve/physically unable to perform list on Aug. 26 and was activated to 53-man roster on Nov. 11

- **11/23 at IND:** Made NFL debut and saw action at CB and on special teams ... Finished with one solo tackle
- **11/30 vs. NYG:** Saw extensive action at CB ... Scored a TD on a 41-yard fumble return in the fourth quarter, his first career score ... It marked the fifth-longest fumble recovery for a touchdown in team history and longest since 2007 (77 yards, Daryl Smith, Oct. 14 vs. Houston)
- **12/7 vs. HOU:** Registered five tackles (four solo) and added one special teams tackle
- **12/18 vs. TEN:** Posted a career-high seven solo tackles and one pass defensed

COLLEGE (at Oklahoma, 2010-13)

- Four-year letterman
- Appeared in 50 games with 36 starts
- Career totals include 234 tackles (170 solo), 15 tackles for a loss, 3.5 sacks, five INTs, one forced fumble, three fumble recoveries and 23 passes defensed
- Started 35 of his last 36 games
- Named a semifinalist for the Thorpe Award as a senior, given to the top defensive back in college football
- Was All-Big 12 first-team selection by coaches, AP and the San Antonio Express-News
- Majored in communications

PERSONAL

- Attended Owasso (Okla.) High School
- Son of Bryant and Lisa Colvin
- Twitter handle is @AColvin_22

REGULAR SEASON CAREER STATISTICS

YEAR	TEAM	GP/GS	TKL	SOLO	ASST	SACKS	FF	FR	PD	INT
2014	JAX	6/1	25	21	4	0.0	0	1	2	0
2015	JAX	16/15	73	60	13	4.0	1	0	7	0
2016	JAX	8/2	21	18	3	1.0	0	0	0	0
NFL totals: 3 yrs.		30/18	119	99	20	5.0	1	1	9	0

CAREER HIGHS

	GAME	SEASON
Tackles:	8 (11/8/15 at NYJ)	73 (2015)
Sacks:	1.0 (five times, last: 11/13/16 vs. HOU)	4.0 (2016)
Passes defensed:	3 (11/19/15 vs. TEN)	7 (2015)
Forced fumbles:	1 (10/25/15 vs. BUF)	1 (2015)
Fumble recoveries:	1 (11/30/14 vs. NYG)	1 (2014)

2016 GAME-BY-GAME STATISTICS

DATE	OPP	TKL	SOLO	ASST	SACKS	FF	FR	PD	INT	
09/11	vs. Green Bay				--					
09/18	at San Diego				--					
09/25	vs. Baltimore				--					
10/02	vs. Indianapolis				--					
BYE WEEK										
10/16	at Chicago	5	5	0	0.0	0	0	0	0	
10/23	vs. Oakland	3	3	0	0.0	0	0	0	0	
10/27	at Tennessee	2	1	1	0.0	0	0	0	0	
11/06	Kansas City	7	5	2	0.0	0	0	0	0	
11/13	vs. Houston	1	1	0	1.0	0	0	0	0	
11/20	at Detroit	2	2	0	0.0	0	0	0	0	
11/27	at Buffalo	0	0	0	0.0	0	0	0	0	
12/04	vs. Denver	1	1	0	0.0	0	0	0	0	
12/11	vs. Minnesota									
12/18	at Houston									
12/24	vs. Tennessee									
01/01	at Indianapolis									
2016 totals:		21	18	3	1.0	0	0	0	0	

2015 GAME-BY-GAME STATISTICS

DATE	OPP	TKL	SOLO	ASST	SACKS	FF	FR	PD	INT	
09/13	vs. Carolina	2	1	1	0.0	0	0	0	0	
09/20	vs. Miami	6	5	1	0.0	0	0	0	0	
09/27	at New England	2	2	0	0.0	0	0	0	0	
10/04	at Indianapolis	6	5	1	1.0	0	0	0	0	
10/11	at Tampa Bay	6	5	1	1.0	0	0	0	0	
10/18	vs. Houston	4	4	0	0.0	0	0	0	0	
10/25	vs. Buffalo	6	6	0	1.0	1	0	1	0	
BYE WEEK										
11/08	at N.Y. Jets	8	4	4	0.0	0	0	0	0	
11/15	at Baltimore	4	3	1	0.0	0	0	0	0	
11/19	vs. Tennessee	7	7	0	1.0	0	0	3	0	
11/29	vs. San Diego	3	3	0	0.0	0	0	1	0	
12/06	at Tennessee	0	0	0	0.0	0	0	1	0	
12/13	vs. Indianapolis	2	2	0	0.0	0	0	0	0	
12/20	vs. Atlanta	3	3	0	0.0	0	0	0	0	
12/27	at New Orleans	9	5	4	0.0	0	0	0	0	
01/03	at Houston	5	4	1	0.0	0	0	1	0	
2015 totals:		73	60	13	4.0	1	0	7	0	

2014 GAME-BY-GAME STATISTICS

DATE	OPP	TKL	SOLO	ASST	SACKS	FF	FR	PD	INT	
09/07	at Philadelphia				PUP					
09/14	at Washington				PUP					
09/21	vs. Indianapolis				PUP					
09/28	at San Diego				PUP					
10/05	vs. Pittsburgh				PUP					
10/12	at Tennessee				PUP					
10/19	vs. Cleveland				PUP					
10/26	vs. Miami				PUP					
11/02	at Cincinnati				PUP					
11/09	vs. Dallas				PUP					
BYE WEEK										
11/23	at Indianapolis	1	1	0	0.0	0	0	0	0	
11/30	vs. N.Y. Giants	4	3	1	0.0	0	1	1	0	
12/07	vs. Houston	5	4	1	0.0	0	0	0	0	
12/14	at Baltimore	4	3	1	0.0	0	0	0	0	
12/18	vs. Tennessee	7	7	0	0.0	0	0	1	0	
12/28	at Houston	4	3	1	0.0	0	0	0	0	
2014 totals:		25	21	4	0.0	0	1	2	0	

PLAYER BIOS

37 JOHNATHAN CYPRIEN

SAFETY

6-0 223 LBS.

FLORIDA INTERNATIONAL

BORN JULY 29, 1990

NORTH MIAMI BEACH, FLORIDA

ACQ: 2ND ROUND OF 2013 DRAFT (33RD)

EXP: 4TH YEAR



TRANSACTIONS

Originally drafted by Jacksonville in the second round (33rd overall) of the 2013 draft.

PRO (Games played/started - 56/56)

• 2013 second-round pick was the third-highest drafted safety in team history behind Reggie Nelson (1st round, 21st overall, 2007) and Donovin Darius (1st round, 25th overall, 1998)

2016 (w/ JAX - 12/12)

- **9/11 vs. G.B.:** Started the team's season opener at SS and led the team with nine solo tackles
- **9/18 at S.D.:** Started at SS and made seven tackles (five solo) ... Recovered a fumble caused by rookie DE Yannick Ngakoue's strip-sack in the second quarter
- **9/25 vs. BAL:** Started at SS and made 10 tackles (nine solo), his 10th double-digit tackle game of his career
- **10/2 vs. IND:** Started at SS and made five tackles (four solo)
- **10/16 at CHI:** Started at SS and made six tackles (four solo) and one pass defended
- **10/23 vs. OAK:** Started at SS and made a season-high 11 solo tackles
- **10/27 at TEN:** Started at SS and tallied 12 tackles (four solo)
- **11/6 at K.C.:** Started at SS and made five tackles (four solo)
- **11/13 vs. HOU:** Started at SS and registered four tackles (three solo)
- **11/20 at DET:** Started at SS and had seven tackles (five solo), including two tackles for loss
- **11/27 at BUF:** Started at SS and made five solo tackles, including his first sack since his rookie season
- **12/4 vs. DEN:** Started at SS and made two solo tackles

2015 (w/ JAX - 14/14)

Started 14 games at SS and finished with 107 tackles (77 solo), two passes defended, one interception, one tackle for loss, one forced fumble and one fumble recovery

- **9/13 vs. CAR:** Made four stops (three solo) in season debut
- **10/4 at IND:** Returned from injury and made his second start of the season, tallying a team-high 14 tackles (11 solo) and his first career fumble recovery
- **10/25 vs. BUF:** Made seven tackles (seven solo) and recorded a forced fumble that was recovered by S Josh Evans at the Jacksonville 4-yard line
- **11/8 at NYJ:** Made 13 tackles (seven solo), including two tackles for loss and one pass defended
- **12/6 at TEN:** Started at SS and made 11 tackles (seven solo)
- **12/13 vs. IND:** Started at SS and made six tackles (two solo) ... Added one pass defended and one INT, which he returned 48 yards to the Indianapolis 1-yard line
- **12/27 at N.O.:** Tied for the team lead with nine tackles (seven solo) in his 43rd start at SS
- **1/3 at HOU:** Started at SS and finished with a team-high 14 tackles (six solo)

2014 (w/ JAX - 15/15)

Led team in 2014 with a career-high 111 tackles, the third-most among NFL DBs ... Started 15 games at SS and registered a team-high 111 tackles (77 solo) along with four passes defended, five tackles for loss and three special teams tackles ... His 111 tackles ranked as third-most among NFL defensive backs

- **9/21 vs. IND:** Returned to action and tallied seven tackles (three solo)
- **10/5 vs. PIT:** Tallied 10 tackles (eight solo) and added one special teams tackle
- **10/12 at TEN:** Registered a career-high 14 tackles (11 solo) along with one tackle for loss and one pass defended. Added one special teams tackle
- **10/26 vs. MIA:** Led team with nine solo tackle
- **11/9 vs. DAL:** Tied for team-lead with five tackles
- **11/23 at IND:** Made eight tackles (four solo) with one for a loss
- **12/14 at BAL:** Had a team-high nine tackles (four solo) and added one pass defended
- **12/28 at HOU:** Produced 11 tackles (seven solo) and two tackles for loss

2013 (w/ JAX - 15/15)

Started 15 games at SS as a rookie ... Ranked second on the team with 98 tackles (82 solo) along with two forced fumbles, one INT, one sack, six passes defended, three QB hits and one tackle for loss

- **9/8 vs. KC:** Made NFL debut with start at SS and produced three solo tackles and one QB hit
- **9/15 at OAK:** Led secondary with a career-high eight tackles and forced a fumble of RB Darren McFadden in the fourth quarter that was recovered by S Dwight Lowery
- **9/22 at SEA:** Stripped QB Russell Wilson in the second quarter, forcing a fumble

that was recovered by DT Brandon Deaderick ... Marked first career sack and second consecutive game with a forced fumble

- **10/6 at STL:** Led team with a career-high 12 tackles, all solo
- **11/17 vs. ARI:** Posted a team-high eight tackles (all solo)
- **11/24 at HOU:** Finished with six tackles (four solo) and a season-high two passes defended
- **12/1 at CLE:** Made first career INT, picking off Brandon Weeden in the second quarter ... Added nine tackles, one pass defended and one special teams tackle
- **12/5 vs. HOU:** Posted his second double-digit tackle game of the season, finishing with 10 tackles (seven solo) ... Added one special teams tackle
- **12/29 at IND:** Led team with three passes defended and added six solo tackles

COLLEGE (at Florida International, 2009-12)

- Four-year letterman
- Appeared in 50 career games, starting the final 45
- Career totals include a school-record 365 tackles, 22 passes defended, 13.5 tackles for a loss, seven INTs (one returned for a TD), a school-record six forced fumbles, two fumble recoveries and one sack
- His 213 solo tackles ranked fifth overall (second among DBs) among active NCAA FBS players
- First-team All-Sun Belt Conference selection
- Majored in physical therapy

PERSONAL

- Attended North Miami Beach (Fla.) High School
- Team captain as a senior
- Played both SS and WR
- Son of Roselaure and Kennel Cyprien
- One of five children



REGULAR SEASON CAREER STATISTICS

YEAR	TEAM	GP/GS	TKL	SOLO	ASST	SACKS	FF	FR	PD	INT
2013	JAX	15/15	98	82	16	1.0	2	0	6	1
2014	JAX	15/15	111*	77	34	0.0	0	0	3	0
2015	JAX	14/14	107	77	30	0.0	1	1	2	1
2016	JAX	12/12	83	65	18	1.0	0	1	1	0
NFL totals: 4 yrs.		56/56	399	301	98	2.0	3	2	12	2

* led team



CAREER HIGHS

	GAME	SEASON
Tackles:	14 (two times, last: 10/4/15)	111 (2014)
Sacks:	1.0 (two times, last: 11/27/16 at BUF)	1.0 (2013 & 2016)
Interceptions:	1 (two times, last: 12/13/15 vs. IND)	1 (2013 & 2015)
Passes defended:	3 (12/29/13 at IND)	6 (2013)
Forced fumbles:	1 (three times, last: 10/25/15 vs. BUF)	2 (2013)
Fumble recoveries:	1 (two times, last: 9/18/16 at S.D.)	1 (2015 & 2016)



2016 GAME-BY-GAME STATISTICS

DATE	OPP	TKL	SOLO	ASST	ST	SACKS	FF	FR	PD	TFL
09/11	vs. Green Bay	9	9	0	0	0.0	0	0	0	0
09/18	at San Diego	7	5	2	0	0.0	0	1	0	0
09/25	vs. Baltimore	10	9	1	0	0.0	0	0	0	0
10/02	vs. Indianapolis	5	4	1	0	0.0	0	0	0	0
BYE WEEK										
10/16	at Chicago	6	4	2	0	0.0	0	0	1	0
10/23	vs. Oakland	11	11	0	0	0.0	0	0	0	0
10/27	at Tennessee	12	4	8	0	0.0	0	0	0	0
11/06	at Kansas City	5	4	1	0	0.0	0	0	0	0
11/13	vs. Houston	4	3	1	0	0.0	0	0	0	0
11/20	at Detroit	7	5	2	0	0.0	0	0	0	2
11/27	at Buffalo	5	5	0	0	1.0	0	0	0	1
12/04	vs. Denver	2	2	0	0	0.0	0	0	0	0
12/11	vs. Minnesota									
12/18	at Houston									
12/24	vs. Tennessee									
01/01	at Indianapolis									
2016 totals:		83	65	18	0	1.0	0	1	1	3

PLAYER BIOS



2015 GAME-BY-GAME STATISTICS

DATE	OPP	TKL	SOLO	ASST	SACKS	FF	FR	PD	INT
09/13	vs. Carolina	4	3	1	0.0	0	0	0	0
09/20	vs. Miami				ina				
09/27	at New England				ina				
10/04	at Indianapolis	14	11	3	0.0	0	1	0	0
10/11	at Tampa Bay	5	4	1	0.0	0	0	0	0
10/18	vs. Houston	4	4	0	0.0	0	0	0	0
10/25	vs. Buffalo	7	7	0	0.0	1	0	0	0
	BYE WEEK								
11/08	at N.Y. Jets	13	7	6	0.0	0	0	1	0
11/15	at Baltimore	7	5	2	0.0	0	0	0	0
11/19	vs. Tennessee	7	7	0	0.0	0	0	0	0
11/29	vs. San Diego	3	3	0	0.0	0	0	0	0
12/06	at Tennessee	11	7	4	0.0	0	0	0	0
12/13	vs. Indianapolis	6	2	4	0.0	0	0	1	1
12/20	vs. Atlanta	5	5	0	0.0	0	0	0	0
12/27	at New Orleans	9	7	2	0.0	0	0	0	0
01/03	at Houston	14	6	8	0.0	0	0	0	0
2015 totals:		107	77	30	0.0	1	1	2	1



2014 GAME-BY-GAME STATISTICS

DATE	OPP	TKL	SOLO	ASST	SACKS	FF	FR	PD	INT
09/07	at Philadelphia	0	0	0	0.0	0	0	0	0
09/14	at Washington				ina				
09/21	vs. Indianapolis	7	3	4	0.0	0	0	0	0
09/28	at San Diego	6	4	2	0.0	0	0	0	0
10/05	vs. Pittsburgh	10	8	2	0.0	0	0	0	0
10/12	at Tennessee	14	11	3	0.0	0	0	1	0
10/19	vs. Cleveland	4	4	0	0.0	0	0	0	0
10/26	vs. Miami	9	9	0	0.0	0	0	0	0
11/02	at Cincinnati	9	4	5	0.0	0	0	0	0
11/09	vs. Dallas	5	5	0	0.0	0	0	0	0
	BYE WEEK								
11/23	at Indianapolis	8	4	4	0.0	0	0	0	0
11/30	vs. N.Y. Giants	7	6	1	0.0	0	0	0	0
12/07	vs. Houston	8	5	3	0.0	0	0	0	0
12/14	at Baltimore	9	4	5	0.0	0	0	0	0
12/18	vs. Tennessee	4	3	1	0.0	0	0	0	0
12/28	at Houston	11	7	4	0.0	0	0	0	0
2014 totals:		111	77	34	0.0	0	0	3	0



2013 GAME-BY-GAME STATISTICS

DATE	OPP	TKL	SOLO	ASST	SACKS	FF	FR	PD	INT
09/08	vs. Kansas City	3	3	0	0.0	0	0	0	0
09/15	at Oakland	8	7	1	0.0	1	0	0	0
09/22	at Seattle	7	3	4	1.0	1	0	0	0
09/29	vs. Indianapolis	5	4	1	0.0	0	0	0	0
10/06	at St. Louis	12	12	0	0.0	0	0	0	0
10/13	at Denver	5	5	0	0.0	0	0	0	0
10/20	vs. San Diego	5	4	1	0.0	0	0	0	0
10/27	vs. San Francisco	2	2	0	0.0	0	0	0	0
	BYE WEEK								
11/10	at Tennessee	3	2	1	0.0	0	0	0	0
11/17	vs. Arizona	8	8	0	0.0	0	0	0	0
11/24	at Houston	6	4	2	0.0	0	0	2	0
12/01	at Cleveland	9	8	1	0.0	0	0	1	1
12/05	vs. Houston	10	7	3	0.0	0	0	0	0
12/15	vs. Buffalo				ina				
12/22	vs. Tennessee	9	7	2	0.0	0	0	0	0
12/29	at Indianapolis	6	6	0	0.0	0	0	3	0
2013 totals:		98	82	16	1.0	2	0	6	1

PLAYER BIOS

61

SHELDON DAY



DEFENSIVE TACKLE

6-1 293 LBS.

NOTRE DAME

BORN JULY 1, 1994

INDIANAPOLIS, INDIANA

ACQ: 4TH ROUND OF 2016 DRAFT (103RD)

EXP: ROOKIE

TRANSACTIONS

- Originally drafted by Jacksonville in the fourth round (103rd overall) of the 2016 NFL Draft

PRO (Games played/started - 12/0)

Rookie DT who made his rookie debut in the team's season opener

2016 (w/ JAX - 12/0)

- 9/11 vs. G.B.:** Made his Jaguars debut and played seven snaps at DT and one on special teams
- 9/18 at S.D.:** Saw action at DT and on special teams
- 9/25 vs. BAL:** Saw action at DT, making his first career tackle, and on special teams
- 10/2 vs. IND:** Played 17 snaps at DT and had one tackle for loss
- 10/16 at CHI:** Saw action at DT and on special teams
- 10/23 vs. OAK:** Saw action at DT and on special teams
- 10/27 at TEN:** Saw action at DT and recorded one tackle for loss
- 11/6 at K.C.:** Saw action at DT
- 11/13 vs. HOU:** Saw action at DT and on special teams
- 11/20 at DET:** Saw action at DT and on special teams
- 11/27 at BUF:** Saw action at DT and on special teams
- 12/4 vs. DEN:** Saw action at DT and on special teams

COLLEGE (at Notre Dame, 2012-15)

As a senior, named season-long captain at the end of camp ... Registered 45 tackles (33 solo), 15.5 tackles for loss, 4.0 sacks, four passes defensed and two forced fumbles ... His 15.5 tackles for loss were the most by a Notre Dame player since **Derek Landri** in 2006 ... Recorded at least one tackle for loss in 11 of the team's 13 games ... As a junior, registered 40 tackles (24 solo), 7.5 tackles for loss, one sack, nine quarterback hurries, two passes defensed and two fumble recoveries ... Played in all 13 games as a true freshman

PERSONAL

- Son of David Day and Carol Boyd
- Attended Warren Central (Indianapolis) High School
- Second-team selection on SI.com High School All-America team
- Ranked the sixth-best defensive tackle in the country and the 50th-best player in his class by Scout.com
- Runner-up for 2011 Indiana Mr. Football award as chosen by the Indiana Football Coaches Association
- Made 55 tackles, 12 for loss, nine sacks, 12 quarterback pressures and two fumble recoveries as a senior

REGULAR SEASON CAREER STATISTICS

YEAR	TEAM	GP/GS	TKL	SOLO	ASST	ST	SACKS	FF	FR	PD	TFL
2016	JAX	12/0	3	3	0	0	0	0	0	0	2
NFL totals: 1 yr.		12/0	3	3	0	0	0	0	0	0	2

2016 GAME-BY-GAME STATISTICS

DATE	OPP	TKL	SOLO	ASST	ST	SACKS	FF	FR	PD	TFL
09/11	vs. Green Bay	0	0	0	0	0.0	0	0	0	0
09/18	at San Diego	0	0	0	0	0.0	0	0	0	0
09/25	vs. Baltimore	1	1	0	0	0.0	0	0	0	0
10/02	vs. Indianapolis	1	1	0	0	0.0	0	0	0	1
BYE WEEK										
10/16	at Chicago	0	0	0	0	0.0	0	0	0	0
10/23	vs. Oakland	0	0	0	0	0.0	0	0	0	0
10/27	at Tennessee	1	1	0	0	0.0	0	0	0	1
11/06	at Kansas City	0	0	0	0	0.0	0	0	0	0
11/13	vs. Houston	0	0	0	0	0.0	0	0	0	0
11/20	at Detroit	0	0	0	0	0.0	0	0	0	0
11/27	at Buffalo	0	0	0	0	0.0	0	0	0	0
12/04	vs. Denver	0	0	0	0	0.0	0	0	0	0
12/11	vs. Minnesota									
12/18	at Houston									
12/24	vs. Tennessee									
01/01	at Indianapolis									
2016 totals:		3	3	0	0	0.0	0	0	0	2

PLAYER BIOS

48

ALEX ELLIS

TIGHT END
6-4 253 LBS.
TENNESSEE
BORN FEBRUARY 10, 1993
DELMAR, DELAWARE
ACQ: FREE AGENT (2016)
EXP: 1ST YEAR



TRANSACTIONS

Originally signed by Tennessee as an undrafted free agent on 5/9/16 ... Waived on 9/2/16 ... Signed by Jacksonville to the practice squad on 9/5/16 ... Promoted to the 53-man roster on 11/26/16

PRO (Games played/started - 2/2)

Spent his rookie training camp with Tennessee before joining Jacksonville's practice squad for the first 12 weeks of the regular season

2016 (w/ JAX - 2/2)

Was on the team's practice squad for the first 12 weeks of the season before being promoted to the active roster

- **11/27 at BUF:** Made his NFL debut, starting at TE and seeing action on special teams
- **12/4 vs. DEN:** Made his second consecutive start at TE and saw action on special teams

COLLEGE (at Tennessee, 2011-15)

- Former walk-on earned a scholarship and became a contributor at TE during his final two seasons
- Appeared in 26 games and totaled 14 receptions for 232 yards and one TD
- Named 2016 Muscle Milk Male Athlete of the Year, given annually to an athlete whose athletic accomplishments, in the opinion of the sports dietitian, reflect dedication to sports nutrition

PERSONAL

- Attended Delmar (Del.) High School and played QB
- Also lettered in lacrosse
- Son of Shea Ellis and Mackenzie Hay
- Born Alexander Colby Ellis in Salisbury, Md.

PLAYER BIOS

56 DANTE FOWLER JR.

DEFENSIVE END
6-3 266 LBS.
FLORIDA
BORN AUGUST 3, 1994
ST. PETERSBURG, FLORIDA
ACQ: 1ST ROUND OF 2015 DRAFT (3RD)
EXP: 2ND YEAR



TRANSACTIONS

Originally drafted by Jacksonville in the first round (third overall) of the 2015 draft ...
Placed on injured reserve on 8/29/15

PRO (Games played/started - 12/1)

- First defensive player selected in the 2015 NFL Draft
- Second-highest defensive player drafted in Jaguars history (LB **Kevin Hardy** was selected 2nd overall in 1996)
- Joined RB **Fred Taylor** (9th, 1998), S **Reggie Nelson** (21st, 2007) and DE **Derrick Harvey** (8th, 2008) as the only players in franchise history to be drafted out of the University of Florida in the first round
- Joins Harvey as the only DEs selected in the first round in franchise history
- Ninth player selected by the Jaguars from the University of Florida, the most of any college/university in franchise history
- Became third Florida DE in last three years to be drafted in first round

2016 (w/ JAX - 12/1)

Made his NFL debut in the team's season opener

- **9/11 vs. G.B.:** Started at LEO and made three tackles (two solo) and one tackle for loss
- **9/18 at S.D.:** Recorded a career-high six tackles (five solo), including 2.0 sacks
- **9/25 vs. BAL:** Saw action at LEO and made one solo tackle and recorded his first career pass defended
- **10/2 vs. IND:** Saw action at LEO and made two solo tackles ... Posted two QB hurries, one of which resulted in **Yannick Ngakoue's** first-quarter INT after he tipped QB **Andrew Luck's** attempt
- **10/16 at CHI:** Saw action at LEO and made one solo tackle
- **10/23 vs. OAK:** Tallied two solo tackles at LEO
- **10/27 at TEN:** Saw action at LEO and totaled two tackles
- **11/6 at K.C.:** Saw action at LEO, making four tackles (one solo) and was credited with 0.5 sack
- **11/13 vs. HOU:** Saw action at LEO and made one solo tackle
- **11/20 at DET:** Saw action at LEO and made one solo tackle for loss
- **11/27 at BUF:** Saw action at LEO and made one tackle
- **12/4 vs. DEN:** Saw action at LEO and made four solo tackles, including one tackle for loss

2015 (w/ JAX - IR)

- Suffered a torn ACL on May 18, 2015 in Jaguars rookie mini-camp and was placed on IR on August 29, 2015

COLLEGE (at Florida, 2012-14)

- Declared for the NFL Draft following his junior season
- Played in 37 games with 25 starts
- Career totals included 140 tackles (73 solo), 34 tackles for loss, 14.5 sacks, five forced fumbles, two fumble recoveries and two passes defended
- Started the final 24 games of his career
- Served as a team captain his junior season and two games as a sophomore

PERSONAL

- Attended Lakewood Senior (St. Petersburg, Fla.) High School, where he played for Head Coach Cory Moore
- A five-star prospect ranked as the No. 3 weakside defensive side and No. 28 recruit overall by Rivals.com
- Ranked in the Rivals100 national list (No. 28), as well as the ESPN 150 national list (No. 71)
- Named an Honorable Mention All-American by Sports Illustrated
- Also competed as a shot putter, recording a top-throw of 14.32 meters
- Son of Lanora and Dante Fowler Sr.
- Has one son, Dante Fowler III, who is three years old
- Has two younger brothers, Donterio and Cam'Ron
- Twitter handle is @DanteFowler

REGULAR SEASON CAREER STATISTICS

YEAR	TEAM	GP/GS	TKL	SOLO	ASST	ST	SACKS	FF	FR	PD	TFL
2015	JAX					IR					
2016	JAX	12/1	28	20	8	0	2.5	0	0	2	5
NFL totals: 2 yrs.		12/1	28	20	8	0	2.5	0	0	2	5

2016 GAME-BY-GAME STATISTICS

DATE	OPP	TKL	SOLO	ASST	ST	SACKS	FF	FR	PD	TFL	
09/11	vs. Green Bay	3	2	1	0	0.0	0	0	0	1	
09/18	at San Diego	6	5	1	0	2.0	0	0	0	2	
09/25	vs. Baltimore	1	1	0	0	0.0	0	0	1	0	
10/02	vs. Indianapolis	2	2	0	0	0.0	0	0	1	0	
BYE WEEK											
10/16	at Chicago	1	1	0	0	0.0	0	0	0	0	
10/23	vs. Oakland	2	2	0	0	0.0	0	0	0	0	
10/27	at Tennessee	2	0	2	0	0.0	0	0	0	0	
11/06	at Kansas City	4	1	3	0	0.5	0	0	0	0	
11/13	vs. Houston	1	1	0	0	0.0	0	0	0	0	
11/20	at Detroit	1	1	0	0	0.0	0	0	0	1	
11/27	at Buffalo	1	0	1	0	0.0	0	0	0	0	
12/04	vs. Denver	4	4	0	0	0.0	0	0	0	1	
12/11	vs. Minnesota										
12/18	at Houston										
12/24	vs. Tennessee										
01/01	at Indianapolis										
2016 totals:		28	20	8	0	2.5	0	0	2	5	

PLAYER BIOS

39 TASHAUN GIPSON

DEFENSIVE BACK
5-11 205 LBS.
WYOMING
BORN AUGUST 7, 1990
DALLAS, TEXAS
ACQ: UFA (CLEVELAND) 2016
EXP: 5TH YEAR



TRANSACTIONS

Originally signed by Cleveland as an undrafted free agent on 5/9/12 ... Signed by Jacksonville as an unrestricted free agent on 3/10/16

PRO (Games played/started - 62/54)

- Earned first career Pro Bowl selection in 2014 after finishing second in NFL with six interceptions
- One of 10 players to register 15 or more INTs since 2012, joining CB **Richard Sherman**, DB **Glover Quin**, CB **Patrick Peterson**, S **Reggie Nelson**, CB **Aqib Talib**, CB **Brent Grimes**, CB **Earl Thomas**, CB **Casey Hayward** and CB **Trumaine Johnson**

2016 (w/ JAX - 12/12)

Made his Jaguars debut during the team's season opener

- **9/11 vs. G.B.:** Started at FS and made three solo tackles
- **9/18 at S.D.:** Started at FS and made three solo tackles
- **9/25 vs. BAL:** Registered his first INT with the Jaguars during the fourth quarter ... Also recorded three solo tackles
- **10/2 vs. IND:** Started at FS and made one solo tackle
- **10/16 at CHI:** Started at FS and made three solo tackles
- **10/23 vs. OAK:** Started at FS and made two solo tackles
- **10/27 at TEN:** Started at FS and made three tackles (two solo)
- **11/6 at K.C.:** Started at FS
- **11/13 vs. HOU:** Started at FS and tallied two solo tackles
- **11/20 at DET:** Started at FS and made one solo tackle
- **11/27 at BUF:** Started at FS and made two solo tackles
- **12/4 vs. DEN:** Started at FS and made two tackles (one solo)

2015 (w/ CLE - 13/13, 0/0)

Started 13 games, marking the third consecutive season in which he made 10-plus starts for the Browns ... Finished with 60 tackles (42 solo), two interceptions and two passes defended ... Tackle total was his highest since registering 105 stops in 2013 ... Has recorded an interception in all four NFL seasons, including two-plus interceptions in three straight years

- **9/13 at NYJ:** Totaled five tackles (three solo) and his first interception of the season, which came against Jets QB **Ryan Fitzpatrick** in the second quarter
- **9/20 vs. TEN:** Had eight tackles (five solo), his second-highest total in 2015
- **11/1 vs. ARI:** Produced one solo (tackle) and intercepted Cardinals QB **Carson Palmer** in the third quarter
- **12/20 at SEA:** Tallied a season-high nine tackles (five solo)

2014 (w/ CLE - 11/11, 0/0)

Selected to first Pro Bowl ... Started all 11 games at free safety and added 52 tackles, eight passes defended, six interceptions, one forced fumble and one interception-return TD ... Finished second in the NFL with career-high six interceptions, despite missing final five games ... Interception total led the team and were the most by a Browns player since 2010 ... Became the first player to lead the Browns in interceptions in consecutive years since **Earl Little** from 2002-03 ... Helped Cleveland finish first in the NFL in opponent passer rating (74.1) and passes defended (99)

- **9/14 vs. N.O.:** During 26-24 victory, registered eight tackles and one interception, returning it for a career-long 62-yard TD
- **10/19 at JAX:** Earned second career multiple-interception game, picking off Jaguars QB **Blake Bortles** twice
- **10/26 vs. OAK:** After Raiders shifted out of initial FG formation picked off Raiders QB **Matt Schaub** and returned it 35 yards
- **11/2 vs. T.B.:** Picked off Buccaneers QB **Mike Glennon** in end zone to thwart Tampa Bay scoring threat
- **11/6 at CIN:** In 24-3 primetime win, recorded three tackles, one pass defended and one forced fumble ... Member of Browns defense that limited Bengals to 79 net passing yards, second fewest by an NFL team in 2014
- **11/23 at ATL:** Sustained knee injury in fourth quarter and was placed on injured reserve on 12/20

2013 (w/ CLE - 16/15, 0/0)

Started 15 of 16 games at free safety ... Totaled 105 tackles, five interceptions, his first career interception-return TD and 14 passes defended

- **9/8 vs. MIA:** Intercepted Dolphins QB **Ryan Tannehill** and returned it 29 yards
- **10/13 vs. DET:** Intercepted Lions QB **Matthew Stafford** in end zone, returning it 35 yards ... Added eight tackles
- **10/20 at G.B.:** Amassed a career-high 11 tackles and added one pass defended
- **12/15 vs. CHI:** Registered first multiple-interception game (two) and first interception-return TD ... In second quarter, grabbed his second interception of

the game, returning it 44 yards
2012 (w/ CLE - 10/3, 0/0)

Appeared in 10 contests, with three starts ... Registered 29 tackles, one interception and one pass defended ... Also accounted for four stops on special teams

- **12/9 vs. K.C.:** Recorded his first career interception

COLLEGE (at Wyoming, 2008-11)

- Four-year starter at the University of Wyoming and started all 50 career games
- Notched nine career interceptions, which ranked tied for fourth in school history
- As a senior, recorded 95 tackles and three interceptions
- Played 38 games at Wyoming in the same defensive backfield as his brother, Marcell, one of the primary reasons he chose to attend the school
- Graduated with a degree in communications after finishing his course work during the offseason in 2015

PERSONAL

- First name is pronounced tuh-SHAWN
- Has a son, Tashaun Jr., and daughter, Nala
- His father and all three brothers played Division I football, including his brother, Marcell, who was originally signed by the Minnesota Vikings as an undrafted free agent in 2011 ... His father played football at Arizona State
- One of six children
- Attended Kimball High School in Dallas, Texas
- Received all-state honorable mention laurels ... Named the 4A District 14 Dallas City League MVP and earned first-team all-district honors both as a cornerback and as a returner during his senior season
- Also lettered in basketball and track
- Aspires to start an Alzheimer's awareness charity, as the disease has affected his family .. Works to help youth and provide them gifts during the holiday season
- Twitter handle is @Gipson_duos24



REGULAR SEASON CAREER STATISTICS

YEAR	TEAM	GP/GS	TKL	SOLO	ASST	INT	SACKS	FF	FR	PD
2012	CLE	10/3	29	23	6	1	0.0	0	0	1
2013	CLE	16/15	105	82	23	5	0.0	0	0	14
2014	CLE	11/11	52	28	24	6	0.0	1	0	8
2015	CLE	13/13	60	42	18	2	0.0	0	0	2
2016	JAX	12/12	25	23	2	1	0.0	0	0	1
NFL totals: 4 yrs.		62/54	271	198	73	15	0.0	1	0	26



CAREER HIGHS

	GAME	SEASON
Tackles:	11 (10/20/13 at G.B.)	95 (2013)
Interceptions:	2 (twice, last: 10/19/14 at JAX)	6 (2014)
Forced fumbles:	1 (11/6/14 at CIN)	1 (2014)
Passes defended:	4 (9/29/13 vs. CIN)	11 (2013)



2016 GAME-BY-GAME STATISTICS

DATE	OPP.	TKL	SOLO	ASST	INT	SACKS	FF	FR	PD	
09/11	vs. Green Bay	3	3	0	0	0.0	0	0	0	
09/18	at San Diego	3	3	0	0	0.0	0	0	0	
09/25	vs. Baltimore	3	3	0	1	0.0	0	0	1	
10/02	vs. Indianapolis	1	1	0	0	0.0	0	0	0	
BYE WEEK										
10/16	at Chicago	3	3	0	0	0.0	0	0	0	
10/23	vs. Oakland	2	2	0	0	0.0	0	0	0	
10/27	at Tennessee	3	2	1	0	0.0	0	0	0	
11/06	at Kansas City	0	0	0	0	0.0	0	0	0	
11/13	vs. Houston	2	2	0	0	0.0	0	0	0	
11/20	at Detroit	1	1	0	0	0.0	0	0	0	
11/27	at Buffalo	2	2	0	0	0.0	0	0	0	
12/04	vs. Denver	2	1	1	0	0.0	0	0	0	
12/11	vs. Minnesota									
12/18	at Houston									
12/24	vs. Tennessee									
01/01	at Indianapolis									
2016 totals:		25	23	2	1	0.0	0	0	1	

PLAYER BIOS



2015 GAME-BY-GAME STATISTICS

DATE	OPP.	TKL	SOLO	ASST	INT	SACKS	FF	FR	PD
09/13	at N.Y. Jets	5	2	3	1	0.0	0	0	1
09/20	vs. Tennessee	8	5	3	0	0.0	0	0	0
09/27	vs. Oakland	6	3	3	0	0.0	0	0	0
10/04	at San Diego	4	3	1	0	0.0	0	0	0
10/11	at Baltimore					ina			
10/18	vs. Denver					ina			
10/25	at St. Louis					ina			
11/01	vs. Arizona	1	1	0	1	0.0	0	0	1
11/05	at Cincinnati	4	3	1	0	0.0	0	0	0
11/15	at Pittsburgh	4	3	1	0	0.0	0	0	0
	BYE WEEK								
11/30	vs. Baltimore	6	6	0	0	0.0	0	0	0
12/06	vs. Cincinnati	6	4	2	0	0.0	0	0	0
12/13	vs. San Francisco	1	1	0	0	0.0	0	0	0
12/20	at Seattle	9	5	4	0	0.0	0	0	0
12/27	at Kansas City	3	3	0	0	0.0	0	0	0
01/03	vs. Pittsburgh	3	3	0	0	0.0	0	0	0
2015 totals:		60	42	18	2	0.0	0	2	2



2012 GAME-BY-GAME STATISTICS

DATE	OPP.	TKL	SOLO	ASST	INT	SACKS	FF	FR	PD
09/09	vs. Philadelphia	0	0	0	0	0.0	0	0	0
09/16	at Cincinnati	0	0	0	0	0.0	0	0	0
09/23	vs. Buffalo	4	3	1	0	0.0	0	0	0
09/27	at Baltimore	2	1	1	0	0.0	0	0	0
10/07	at N.Y. Giants					ina			
10/14	vs. Cincinnati					ina			
10/21	at Indianapolis					ina			
10/28	vs. San Diego					ina			
11/04	vs. Baltimore					ina			
	BYE WEEK								
11/18	at Dallas	2	1	1	0	0.0	0	0	0
11/25	vs. Pittsburgh	2	2	0	0	0.0	0	0	0
12/02	at Oakland	8	7	1	0	0.0	0	0	0
12/09	vs. Kansas City	2	1	1	1	0.0	0	0	1
12/16	vs. Washington	3	3	0	0	0.0	0	0	0
12/23	at Denver					ina			
12/30	at Pittsburgh	6	5	1	0	0.0	0	0	0
2012 totals:		29	23	6	1	0.0	0	0	1



2014 GAME-BY-GAME STATISTICS

DATE	OPP.	TKL	SOLO	ASST	INT	SACKS	FF	FR	PD
09/07	at Pittsburgh	2	2	0	0	0.0	0	0	0
09/14	vs. New Orleans	8	3	5	1	0.0	0	0	1
09/21	vs. Baltimore	5	3	2	1	0.0	0	0	1
	BYE WEEK								
10/05	at Tennessee	4	3	1	0	0.0	0	0	1
10/12	vs. Pittsburgh	9	4	5	0	0.0	0	0	0
10/19	at Jacksonville	4	3	1	2	0.0	0	0	2
10/26	vs. Oakland	2	2	0	1	0.0	0	0	1
11/02	vs. Tampa Bay	5	3	2	1	0.0	0	0	1
11/06	at Cincinnati	3	1	2	0	0.0	0	0	1
11/16	vs. Houston	7	2	5	0	0.0	0	0	0
11/23	at Atlanta	3	2	1	0	0.0	0	0	0
11/30	at Buffalo					ina			
12/07	vs. Indianapolis					ina			
12/14	vs. Cincinnati					ina			
12/21	at Carolina					IR			
12/28	at Baltimore					IR			
2014 totals:		52	28	25	6	0.0	1	0	8



2013 GAME-BY-GAME STATISTICS

DATE	OPP.	TKL	SOLO	ASST	INT	SACKS	FF	FR	PD
09/08	vs. Miami	5	3	2	1	0.0	0	0	1
09/15	at Baltimore	8	6	2	0	0.0	0	0	0
09/22	at Minnesota	6	4	2	0	0.0	0	0	2
09/29	vs. Cincinnati	7	5	2	0	0.0	0	0	4
10/03	vs. Buffalo	6	6	0	0	0.0	0	0	1
10/13	vs. Detroit	8	7	1	1	0.0	0	0	1
10/20	at Green Bay	11	8	3	0	0.0	0	0	1
10/27	at Kansas City	10	9	1	0	0.0	0	0	0
11/03	vs. Baltimore	1	1	0	0	0.0	0	0	1
11/17	at Cincinnati	5	5	0	0	0.0	0	0	0
11/24	vs. Pittsburgh	4	3	1	0	0.0	0	0	0
12/01	vs. Jacksonville	6	4	2	0	0.0	0	0	0
12/08	at New England	7	4	3	0	0.0	0	0	0
12/15	vs. Chicago	8	8	0	2	0.0	0	0	2
12/22	at N.Y. Jets	7	6	1	0	0.0	0	0	0
12/29	at Pittsburgh	6	3	3	1	0.0	0	0	1
2013 totals:		105	82	23	5	0.0	0	0	14

PLAYER BIOS

30

COREY GRANT



RUNNING BACK
5-11 205 LBS.

AUBURN
BORN DECEMBER 19, 1991
OPELIKA, ALABAMA
ACQ: FREE AGENT 2015
EXP: 2ND YEAR

TRANSACTIONS

Originally signed by Jacksonville as an undrafted rookie free agent on 5/8/15 ... Placed on injured reserve on 10/20/15

PRO (Games played/started - 13/0)

- Second-year RB and kick returner

2016 (w/ JAX - 7/0)

- **9/11 vs. G.B.:** Posted two kick returns for 51 yards (25.5 avg.), including a long of 32
- **9/18 at S.D.:** Posted his first career touchdown, a 15-yard reception in the fourth quarter ... Returned three kicks for 67 yards (22.3 avg.)
- **9/25 vs. BAL:** Returned three kicks for 58 yards (19.3 avg.)
- **10/2 vs. IND:** Posted four kick returns for 80 yards (20.0 avg.), including a long of 28
- **10/16 at CHI:** Inactive (toe)
- **10/23 vs. OAK:** Inactive (toe)
- **10/27 at TEN:** Inactive (toe)
- **11/6 at K.C.:** Inactive
- **11/13 vs. HOU:** Inactive
- **11/20 at DET:** Saw action on special teams
- **11/27 at BUF:** Saw action on special teams, returning one kick for 12 yards
- **12/4 vs. DEN:** Rushed once for two yards and saw action on special teams

2015 (w/ JAX - 6/0)

Undrafted RB who had six carries for two yards and two receptions for 13 yards during his rookie campaign ... Returned eight kicks for 220 yards (27.5 avg.) ... Season cut short due to a hip injury that placed him on IR

- **9/13 vs. CAR:** Recorded one kickoff return for 40 yards in NFL debut ... Also had one reception for five yards
- **9/20 vs. MIA:** Had two kickoff returns for 46 yards (23.0 avg.)
- **9/27 at N.E.:** Rushed twice for six yards (3.0 avg.) and returned two kicks for 41 yards (20.5 avg.), with a long of 24
- **10/11 at T.B.:** Returned three kicks for 93 yards (31.0 avg.), and long of 42

COLLEGE (at Alabama, 2010; at Auburn, 2011-14)

- Finished his career with 1,040 rushing yards, becoming the 41st 1,000-yard career rusher in school history
- Scored 11 career TDs
- Ranks seventh in school history with a 24.48-yard kick return avg.
- After transferring to Auburn, sat out the 2011 season to satisfy NCAA rules
- Redshirted as a freshman at Alabama before deciding to transfer to Auburn
- Majored in physical activity and health education with a minor in sports coaching

PERSONAL

- Attended Opelika High School in Opelika, Ala. where he played for Head Coach Brian Blackmon
- Rated a four-star prospect by Rivals.com and Scout.com
- Also starred on the school's track team and was a two-time Alabama 6A State 100-meter champion and winner of the 2009 200-meter championship
- Son of Deborah and Ike Grant
- Twitter handle is @CoreyGranttt

REGULAR SEASON CAREER STATISTICS

YEAR	TEAM	GP/GS	RUSHING					RECEIVING				
			NO	YDS	AVG	LG	TD	NO	YDS	AVG	LG	TD
2015	JAX	6/0	6	2	0.3	11	0	2	13	6.5	8	0
2016	JAX	7/0	1	2	2.0	2	0	1	15	15.0	15t	1
Career totals: 2 yrs.		13/0	7	4	0.6	11	0	3	28	9.3	15t	1

YEAR	TEAM	NO.	YDS	AVG.	LG	TD
2015	JAX	8	220	27.5	42	0
2016	JAX	13	269	20.7	32	0
Career totals: 2 yrs.		21	489	23.3	42	0

CAREER HIGHS

	GAME	SEASON
Rushes:	2 (two times, last: 10/11/15 at T.B.)	6 (2015)
Rushing yards:	6 (9/27/15 at N.E.)	2 (2015)
Longest rush:	11 (10/11/15 at T.B.)	11 (2015)
Receptions:	1 (three times, last: 9/18/16 at S.D.)	2 (2015)
Receiving yards:	15 (9/18/16 at S.D.)	15 (2016)
Receiving TDs:	1 (9/18/16 at S.D.)	1 (2016)
Longest reception:	15 (9/18/16 at S.D.)	15 (2016)
Kickoff returns:	3 (10/11/15 at T.B.)	8 (2015)
Kickoff return yds.:	93 (10/11/15 at T.B.)	220 (2015)
Longest kick return:	42 (10/11/15 at T.B.)	42 (2015)

2016 GAME-BY-GAME STATISTICS

DATE	GAME	RUSHING					RECEIVING				
		NO	YDS	AVG	LG	TD	NO	YDS	AVG	LG	TD
09/11	vs. Green Bay	0	0	0.0	0	0	0	0	0.0	0	0
09/18	at San Diego	0	0	0.0	0	0	1	15	15.0	15t	1
09/25	vs. Baltimore	0	0	0.0	0	0	0	0	0.0	0	0
10/02	vs. Indianapolis	0	0	0.0	0	0	0	0	0.0	0	0
	BYE WEEK										
10/16	at Chicago						ina				
10/23	vs. Oakland						ina				
10/27	at Tennessee						ina				
11/06	at Kansas City						ina				
11/13	vs. Houston						ina				
11/20	at Detroit	0	0	0.0	0	0	0	0	0.0	0	0
11/27	at Buffalo	0	0	0.0	0	0	0	0	0.0	0	0
12/04	vs. Denver	1	2	2.0	2	0	0	0	0.0	0	0
12/11	vs. Minnesota										
12/18	at Houston										
12/24	vs. Tennessee										
01/01	at Indianapolis										
2016 totals:		1	2	2.0	2	0	1	15	15.0	15t	1

DATE	GAME	NO.	YDS	AVG.	LG	TD
09/11	vs. Green Bay	2	51	25.5	32	0
09/18	at San Diego	3	67	22.3	24	0
09/25	vs. Baltimore	3	58	19.3	25	0
10/02	vs. Indianapolis	4	80	20.0	28	0
	BYE WEEK					
10/16	at Chicago				ina	
10/23	vs. Oakland				ina	
10/27	at Tennessee				ina	
11/06	at Kansas City				ina	
11/13	vs. Houston				ina	
11/20	at Detroit	0	0	0.0	0	0
11/27	at Buffalo	1	13	13.0	13	0
12/04	vs. Denver	0	0	0.0	0	0
12/11	vs. Minnesota					
12/18	at Houston					
12/24	vs. Tennessee					
01/01	at Indianapolis					
2016 totals:		13	269	20.7	32	0

PLAYER BIOS



2015 GAME-BY-GAME STATISTICS

DATE	GAME	RUSHING					RECEIVING				
		NO	YDS	AVG	LG	TD	NO	YDS	AVG	LG	TD
09/13	vs. Carolina	0	0	0.0	0	0	1	5	5.0	5	0
09/20	vs. Miami	1	1	1.0	1	0	0	0	0.0	0	0
09/27	at New England	2	6	3.0	4	0	1	8	8.0	8	0
10/04	at Indianapolis	0	0	0.0	0	0	0	0	0.0	0	0
10/11	at Tampa Bay	2	-6	-3.0	11	0	0	0	0.0	0	0
10/18	vs. Houston	1	1	1.0	1	0	0	0	0.0	0	0
10/25	vs. Buffalo					IR					
	BYE WEEK										
11/08	at N.Y. Jets					IR					
11/15	at Baltimore					IR					
11/19	vs. Tennessee					IR					
11/29	vs. San Diego					IR					
12/06	at Tennessee					IR					
12/13	vs. Indianapolis					IR					
12/20	vs. Atlanta					IR					
12/27	at New Orleans					IR					
01/03	at Houston					IR					
2015 totals:		6	2	0.3	11	0	2	13	6.5	8	0

DATE	GAME	NO.	KICK RETURNS			
			YDS	AVG.	LG	TD
09/13	vs. Carolina	1	40	40.0	40	0
09/20	vs. Miami	2	46	23.0	24	0
09/27	at New England	2	41	20.5	24	0
10/04	at Indianapolis	0	0	0.0	0	0
10/11	at Tampa Bay	3	93	31.0	42	0
10/18	vs. Houston	0	0	0.0	0	0
10/25	vs. Buffalo					IR
	BYE WEEK					
11/08	at N.Y. Jets					IR
11/15	at Baltimore					IR
11/19	vs. Tennessee					IR
11/29	vs. San Diego					IR
12/06	at Tennessee					IR
12/13	vs. Indianapolis					IR
12/20	vs. Atlanta					IR
12/27	at New Orleans					IR
01/03	at Houston					IR
2015 totals:		8	220	27.5	42	0

PLAYER BIOS

7

CHAD HENNE

QUARTERBACK

6-3 220 LBS.


MICHIGAN

BORN JULY 2, 1985

WYOMISSING, PENNSYLVANIA

ACQ: UNRESTRICTED FREE AGENT (MIAMI) 2012

EXP: 9TH YEAR



TRANSACTIONS

Originally drafted by Miami in the second round (57th overall) of the 2008 draft ... Signed by Jacksonville as an unrestricted free agent on 3/15/12

PRO (Games played/started - 65/53)

- Ninth-year QB has played in 65 games with 53 starts
- Career totals include 1,159 of 1,954 passing for 12,931 yards with 58 TDs/63 INTs and a 75.5 rating
- Joined the Jaguars in 2012 as an unrestricted free agent and has played in 28 games with 22 starts
- Spent first four seasons in Miami after being selected in the second round of 2008 draft

2016 (w/ JAX - 1/0)

- **9/11 vs. G.B.:** Dressed but did not play
- **9/18 at S.D.:** Dressed but did not play
- **9/25 vs. BAL:** Dressed but did not play
- **10/2 vs. IND:** Dressed but did not play
- **10/16 at CHI:** Dressed but did not play
- **10/23 vs. OAK:** Dressed but did not play
- **10/27 at TEN:** Dressed but did not play
- **11/6 at K.C.:** Dressed but did not play
- **11/13 vs. HOU:** Dressed but did not play
- **11/20 at DET:** Took a knee on the final snap of the first half
- **11/27 at BUF:** Dressed but did not play
- **12/4 vs. DEN:** Dressed but did not play

2015 (w/ JAX - 0/0)

Dressed in all 16 games but did not play

2014 (w/ JAX - 3/3)

Started the first three games and was 42 of 78 passing for 492 yards with three TDs and one INT for an 80.7 rating ... Added four rushes for 25 yards ... Dressed but did not play in final 13 games

- **9/7 at PHI:** Opened the season as starting QB and completed 24 of 43 passes for 266 yards with two TDs for an 89.9 passer rating ... Hooked up rookie WR **Allen Hurns** for TDs of 34 and 21 yards in the first quarter
- **9/14 at WAS:** Started at QB and was 14 of 28 passing for 193 yards with one TD and one INT for a 69.5 rating ... Had two completions of 50-plus yards, a 63-yard TD pass to TE **Marcedes Lewis** and a 54-yard completion to WR **Allen Robinson**
- **9/21 vs. IND:** Started at QB and was 4 of 7 passing for 33 yards before he was replaced in the second half by QB **Blake Bortles**

2013 (w/ JAX - 15/15)

Started 13 of 15 games played, tied for the second-most starts of his career ... Was 305 of 503 passing for 3,241 yards with 13 TDs and 14 INTs for a 76.5 passer rating ... Established career-highs for attempts and completions and had second-most yards ... Started the last 11 games

- **9/8 vs. KC:** Inserted into the game during middle of club's final drive as QB **Blaine Gabbert** suffered a hand injury. Completed 3 of 6 passes for 36 yards with a 24-yard completion to WR **Cecil Shorts III**
- **9/15 at OAK:** Started at QB for injured QB **Blaine Gabbert** and threw for 241 yards on 25 of 38 passing with one TD for a 92.1 passer rating
- **9/22 at SEA:** Started at QB and completed 18 of 38 passes for 235 yards with two TDs for a 45.4 rating
- **10/6 at STL:** Entered the game with 5:14 remaining in the third quarter after QB **Blaine Gabbert** suffered a hamstring injury ... Finished 7 of 13 passing for 89 yards with one TD for a 101.1 passer rating
- **10/13 at DEN:** Started at QB and was 27 of 42 passing for 303 yards with two INTs for a 65.9 rating
- **10/20 vs. SD:** Registered his second straight 300-yard passing game, completing 23 of 36 passes for 318 yards with one INT for an 80.6 rating
- **10/27 vs. SF:** Started at QB and threw for 228 yards and one TD for an 84.3 passer rating
- **11/10 at TEN:** Started at QB and was 14 of 23 passing for 180 yards with two INTs for a 49.2 rating ... Won second start as a Jaguar
- **11/17 vs. ARI:** Led club to TDs on back-to-back drives to open the game ... Hooked up with TE **Danny Noble** for a 62-yard TD on the opening drive. Finished 27 of 42 passing for 255 yards with one TD/two INTs and a 69.0 rating
- **11/24 at HOU:** Was 23 of 32 passing for 239 yards with a season-high 93.1 rating
- **12/1 at CLE:** Completed 22 of 40 passes for 195 yards with 2 TDs/1 INT for a 74.5

rating ... Directed his fourth career game-winning drive, hooking up with WR **Cecil Shorts III** for a 20-yard TD with 40 seconds remaining in the game

- **12/5 vs. HOU:** Threw for 117 yards and two TDs, his 11th career multi-TD game
- **12/15 vs. BUF:** Threw for 237 yards and two TDs on 21 of 36 passing
- **12/22 vs. TEN:** Registered his fourth straight game with two TD passes, hooking up with TE **Marcedes Lewis** and WR **Mike Brown** for scores
- **12/29 at IND:** Started in season-finale and registered a season-high 331 yards on 30 of 51 passing with one TD and one INT

2012 (w/ JAX - 10/6)

Appeared in 10 games with six starts ... Completed 166 of 308 passes for 2,084 yards with 11 TDs and 11 INTs for a 72.2 rating ... Became 15th different starting QB in franchise history

- **9/16 vs. HOU:** Made Jaguars debut in fourth quarter when QB **Blaine Gabbert** departed with an injury and went 2-for-2 passing with 23 yards
- **10/21 at OAK:** Entered game in second quarter when QB **Blaine Gabbert** suffered a left shoulder injury and completed nine of 20 passes for 71 yards
- **11/8 vs. IND:** Was inserted into the game in the fourth quarter and completed 10 of 16 passes for 121 yards with a TD and INT
- **11/18 at HOU:** Entered game in first quarter on club's second offensive possession after QB **Blaine Gabbert** left with a right forearm/elbow injury ... Completed 16 of 33 passes for 354 yards and a career-best four TDs ... Became first QB since Hall of Famer **Steve Young** in 1987 to come off bench and throw for four TDs and no INTs
- **11/25 vs. TEN:** Made first start of the season and threw for 261 yards on 17 of 26 passing with two TDs and one INT
- **12/23 vs. NE:** Threw for 348 yards on 29 of 51 passing with one TD and three INT.
- **12/30 at TEN:** Made sixth consecutive start and completed 25 of 41 passes for 298 yards with two TD and three INT

2011 (w/ MIA - 4/4)

Started the first four games before suffering a season-ending left shoulder injury ... Was placed on injured reserve on Oct. 6 ... Completed 64 of 112 passes (57.1 pct.) for 868 yards with four TDs and four INTs for a 79.0 rating ... Added 15 rushes for 112 yards and one TD

- **9/12 vs. NE:** Opened the season as starter and was 30 of 49 for a career-high 416 yards with two TDs and one INT for a 93.6 rating ... Marked highest single-game passing yardage total by any Dolphin QB other than **Dan Marino**
- **9/25 at CLE:** Was 19 of 29 passing for 255 yards with one TD and one INT
- **10/2 at SD:** Left the game with a left shoulder injury in the first quarter

2010 (w/ MIA - 15/14)

Started 14 of 15 games and was 6-8 as starter... Was 301 of 490 passing (61.4 pct.) for 3,301 yards with 15 TDs and 19 INTs for a 75.4 rating

- **9/26 vs. NYJ:** Threw for two TDs and one INT on 26 of 44 passing for a then career-high 363 yards
- **10/4 vs. NE:** Was 28 of 38 passing for 305 yards with two TDs and three INTs.
- **10/17 at GB:** Threw for two TDs including a 22-yard pass to TE **Anthony Fasano** that broke a 13-13 tie to give the Dolphins a lead in the fourth quarter leading to overtime win
- **11/14 vs. TEN:** Saw action in relief of **Chad Pennington** in the first quarter ... Suffered an injury to his right knee in the third quarter and did not return
- **11/28 at OAK:** Returned to lineup and threw for 307 yards on 17 of 30 passing with two TDs and one INT. Connected with **Marlon Moore** on a 57-yard TD pass
- **12/19 vs. BUF:** Completed 73.3 percent of passes (33 of 45) for 276 yards with one TD and one INT
- **12/26 vs. DET:** Passed **David Woodley** to move into fourth place among the Dolphins career passing yardage leaders ... Completed 29 of 44 passes for 278 yards with one TD and two INTs

2009 (w/ MIA - 14/13)

Played in 14 games with 13 starts and posted 7-6 record as starter... Completed 274 of 451 passes (60.7 pct.) for 2,878 yards with 12 TDs and 14 INTs for a passer rating of 75.2

- **9/27 at SD:** Saw first action of season in relief of QB **Chad Pennington** and totaled 10 of 19 passing for 92 yards with one INT
- **10/14 vs. BUF:** Made first career start and completed 14 of 22 passes for 115 yards and one TD for a 92.0 rating, hooking up with WR **Brian Hartline** in third quarter for first career TD pass
- **10/12 vs. NYJ:** Led Dolphins to a 31-27 comeback win on Monday Night Football with first career fourth-quarter comeback ... Connected on 20 of 26 passes for 241 yards and two TDs for a career-high 130.4 passer rating ... Led club to 21 points in fourth quarter and finished the quarter 9 of 12 passing for 121 yards with two TDs
- **11/15 vs. TB:** Posted second fourth quarter comeback win as he was 17 of 31 for 175 yards with one TD, leading team to a game-winning FG
- **11/19 vs. NE:** Finished 29 of 52 passing for 335 yards with two TDs and one INT in a comeback win
- **12/13 at JAX:** Completed 21 of 29 passes for 220 yards with one INT and scored first career rushing TD ... Set franchise record for consecutive completions in a single game with 17 straight
- **12/27 vs. HOU:** Set season and career marks with 35 completions and 55 attempts for 322 yards with one TD for second consecutive 300-yard passing game
- **1/3 vs. PIT:** Closed out season with 140 yards on 16 of 20 passing for a career-best 80.0 completion percentage with one TD and one INT

PLAYER BIOS

2008 (w/ MIA - 3/0)

Appeared in three games as a rookie

- **9/14 at ARI:** Made NFL debut in the fourth quarter and was 7 of 12 passing for 67 yards, all on an 18-play drive covering 89 yards

COLLEGE (at Michigan, 2004-07)

- Four-year starter who compiled a 33-14 record as starter
- Career totals: 828 of 1,387 (59.7 pct.) for 9,715 yards with 87 TDs, 37 INTs
- Tossed at least one TD pass in 42 of his 47 career games and threw for at least 200 yards in 26 starts
- Finished with school records for career completions, attempts, passing yards and TD passes
- Ranked second to Purdue's **Drew Brees** in Big Ten Conference history for career TD passes
- Became first true freshman QB in Big Ten history to lead his team to a conference title
- Earned degree in general studies

PERSONAL

- Married (Brittany)
- Attended Wilson High School in West Lawn, Pa.
- Set Pennsylvania District III all-time passing and TD records with 7,071 yards and 74 TDs
- Also competed in track and field and was a two-year starter on basketball team
- Father, Sheldon, worked two full-time jobs as both a welder and a high school and junior high school football coach
- Full name: Chad Steven Henne



2015 GAME-BY-GAME STATISTICS

DATE	OPP	P/S	COMP	ATT	PCT	YDS	AVG	TD	INT	SK	RTG
09/13	vs. CAR					DNP					
09/20	vs. MIA					DNP					
09/27	at N.E.					DNP					
10/04	at IND					DNP					
10/11	at T.B.					DNP					
10/18	vs. HOU					DNP					
10/25	vs. BUF					DNP					
BYE WEEK											
11/08	at NYJ					DNP					
11/15	at BAL					DNP					
11/19	vs. TEN					DNP					
11/29	vs. S.D.					DNP					
12/06	at TEN					DNP					
12/13	vs. IND					DNP					
12/20	vs. ATL					DNP					
12/27	at N.O.					DNP					
01/03	at HOU					DNP					
2015 totals:		0/0	0	0	0.0	0	0.0	0	0	0	0



2014 GAME-BY-GAME STATISTICS

DATE	OPP	P/S	COMP	ATT	PCT	YDS	AVG	TD	INT	SK	RTG
09/07	at PHI	1/1	24	43	55.8	266	6.2	2	0	3	89.9
09/14	at WAS	1/1	14	28	50.0	193	6.9	1	1	10	69.5
09/21	vs. IND	1/1	4	7	57.1	33	4.7	0	0	3	69.3
09/28	at S.D.	0/0				DNP					
10/05	vs. PIT	0/0				DNP					
10/12	at TEN	0/0				DNP					
10/19	vs. CLE	0/0				DNP					
10/26	vs. MIA	0/0				DNP					
11/02	at CIN	0/0				DNP					
11/09	vs. DAL	0/0				DNP					
BYE WEEK											
11/23	at IND	0/0				DNP					
11/30	vs. NYG	0/0				DNP					
12/07	vs. HOU	0/0				DNP					
12/14	at BAL	0/0				DNP					
12/18	vs. TEN	0/0				DNP					
12/28	at HOU	0/0				DNP					
2014 totals:		3/3	42	78	53.8	492	6.3	3	1	16	80.7



2013 GAME-BY-GAME STATISTICS

DATE	OPP	P/S	COMP	ATT	PCT	YDS	AVG	TD	INT	SK	RTG
09/08	vs. K.C.	1/0	3	6	50.0	36	6.0	0	0	0	68.8
09/15	at OAK	1/1	25	38	65.8	241	6.3	1	0	5	92.1
09/22	at SEA	1/1	18	38	47.4	235	6.2	0	2	3	45.4
09/29	vs. IND	0/0	0	0	0.0	0	0.0	0	0	0	0.0
10/06	at STL	1/0	7	13	53.8	89	6.8	1	0	0	101.1
10/13	at DEN	1/1	27	42	64.3	303	7.2	0	2	2	65.9
10/20	vs. S.D.	1/1	23	36	63.9	318	8.8	0	1	6	80.6
10/27	vs. S.F.	1/1	29	45	64.4	228	5.1	1	0	0	84.3
BYE WEEK											
11/10	at TEN	1/1	14	23	60.9	180	7.8	0	2	3	49.2
11/17	vs. ARI	1/1	27	42	64.3	255	6.1	1	2	2	69.0
11/24	at HOU	1/1	23	32	71.9	239	7.5	0	0	4	93.1
12/01	at CLE	1/1	22	40	55.0	195	4.9	2	1	2	74.5
12/05	vs. HOU	1/1	12	27	44.4	117	4.3	2	0	1	81.9
12/15	vs. BUF	1/1	21	36	58.3	237	6.6	2	2	5	73.5
12/22	vs. TEN	1/1	24	34	70.6	237	7.0	2	1	2	97.3
12/29	at IND	1/1	30	51	58.8	331	6.5	1	1	3	76.5
2013 totals:		15/13	305	503	60.6	3,241	6.4	13	14	38	76.5



REGULAR SEASON CAREER STATISTICS

PASSING

YEAR	TEAM	P/S	COMP	ATT	PCT	YDS	AVG	TD	INT	SK	RTG
2008	MIA	3/0	7	12	58.3	67	5.6	0	0	0	74.0
2009	MIA	14/13	274	451	60.8	2,878	6.4	12	14	26	75.2
2010	MIA	15/14	301	490	61.4	3,301	6.7	15	19	30	75.4
2011	MIA	4/4	64	112	57.1	868	7.8	4	4	11	79.0
2012	JAX	10/6	166	308	53.9	2,084	6.8	11	11	28	72.2
2013	JAX	15/13	305	503	60.6	3,241	6.4	13	14	38	76.5
2014	JAX	3/3	42	78	53.8	492	6.3	3	1	16	80.7
2015	JAX	0/0	0	0	0.0	0	0.0	0	0	0	0.0
2016	JAX	1/0	0	0	0.0	0	0.0	0	0	0	0.0
NFL totals:	9 yrs.	65/53	1,159	1,954	59.3	12,931	6.6	58	63	149	75.5



CAREER HIGHS

	GAME	SEASON
Passing completions:	35 (12/27/09 vs. HOU)	305 (2013)
Passing attempts:	55 (12/27/09 vs. HOU)	503 (2013)
Passing percentage:	80.0 (01/03/10 vs. PIT)	61.4 (2010)
Passing yards:	416 (9/12/11 vs. N.E.)	3,301 (2010)
Passing touchdowns:	4 (11/18/12 at HOU)	15 (2010)
Passer rating:	130.4 (10/12/09 vs. NYJ)	80.7 (2014)
Rushing attempts:	7 (9/12/11 vs. N.E.)	27 (2013)
Rushing yards:	59 (9/12/11 vs. N.E.)	112 (2012)
Rushing touchdowns:	1 (three times, last: 12/2/12 vs. BUF)	1 (2012)



2016 GAME-BY-GAME STATISTICS

DATE	OPP	P/S	COMP	ATT	PCT	YDS	AVG	TD	INT	SK	RTG
09/11	vs. G.B.					DNP					
09/18	at S.D.					DNP					
09/25	vs. BAL					DNP					
10/02	vs. IND					DNP					
BYE WEEK											
10/16	at CHI					DNP					
10/23	vs. OAK					DNP					
10/27	at TEN					DNP					
11/06	at K.C.					DNP					
11/13	vs. HOU					DNP					
11/20	at DET	1/0	0	0	0.0	0	0.0	0	0	0	0
11/27	at BUF					DNP					
12/04	vs. DEN					DNP					
12/11	vs. MIN										
12/18	at HOU										
12/24	vs. TEN										
01/01	at IND										
2016 totals:		1/0	0	0	0.0	0	0.0	0	0	0	0

PLAYER BIOS



2012 GAME-BY-GAME STATISTICS

DATE	OPP	P/S	COMP	ATT	PCT	YDS	AVG	TD	INT	SK	RTG
09/09	at MIN					ina					
09/16	vs. HOU	1/0	2	2	100.0	23	11.5	0	0	0	114.6
09/23	at IND					ina					
09/30	vs. CIN					ina					
10/07	vs. CHI					ina					
BYE WEEK											
10/21	at OAK	1/0	9	20	45.0	71	3.6	0	0	3	54.4
10/28	at G.B.					ina					
11/04	vs. DET					ina					
11/08	vs. IND	1/0	10	16	62.5	121	7.6	1	1	1	80.5
11/18	at HOU	1/0	16	33	48.5	354	10.7	4	0	1	126.8
11/25	vs. TEN	1/1	17	26	65.4	261	10.0	2	1	7	108.0
12/02	at BUF	1/1	19	42	45.2	202	4.8	1	1	3	41.3
12/09	vs. NYJ	1/1	21	43	48.8	185	4.3	0	2	3	41.3
12/16	at MIA	1/1	18	34	52.9	221	6.5	0	0	2	73.3
12/23	vs. N.E.	1/1	29	51	56.9	348	6.8	1	3	1	59.9
12/30	at TEN	1/1	25	41	61.0	298	7.3	2	3	7	69.0
2012 totals:		10/6	166	308	53.9	2,084	6.8	11	11	28	72.2



2011 GAME-BY-GAME STATISTICS

DATE	OPP	P/S	COMP	ATT	PCT	YDS	AVG	TD	INT	SK	RTG
09/12	vs. N.E.	1/1	30	49	61.2	416	8.5	2	1	4	93.6
09/18	vs. HOU	1/1	12	30	40.0	170	5.7	1	1	2	56.2
09/25	at CLE	1/1	19	29	65.5	255	8.8	1	1	5	90.4
10/02	at S.D.	1/1	3	4	75.0	27	6.8	0	1	0	53.1
BYE WEEK											
10/17	at NYJ					IR					
10/23	vs. DEN					IR					
10/30	at NYG					IR					
11/06	at K.C.					IR					
11/13	vs. WAS					IR					
11/20	vs. BUF					IR					
11/24	at DAL					IR					
12/04	vs. OAK					IR					
12/11	vs. PHI					IR					
12/18	at BUF					IR					
12/24	at N.E.					IR					
01/01	vs. NYJ					IR					
2011 totals:		4/4	64	112	57.1	868	7.8	4	4	11	79.0



2010 GAME-BY-GAME STATISTICS

DATE	OPP	P/S	COMP	ATT	PCT	YDS	AVG	TD	INT	SK	RTG
09/12	at BUF	1/1	21	34	61.8	182	5.4	0	0	3	75.9
09/19	at MIN	1/1	9	15	60.0	114	7.6	1	0	2	106.0
09/26	vs. NYJ	1/1	26	44	59.1	363	8.3	2	1	2	91.4
10/04	vs. N.E.	1/1	28	38	73.7	305	8.0	2	3	2	81.6
BYE WEEK											
10/17	at G.B.	1/1	23	39	59.0	231	5.9	2	1	0	82.3
10/24	vs. PIT	1/1	23	36	63.9	257	7.1	1	1	1	82.8
10/31	at CIN	1/1	24	37	64.9	217	5.9	0	1	0	69.3
11/07	at BAL	1/1	22	34	64.7	231	6.8	0	3	2	47.5
11/14	vs. TEN	1/0	19	28	67.9	240	8.6	1	1	1	91.4
11/18	vs. CHI	0/0				ina					
11/28	at OAK	1/1	17	30	56.7	307	10.2	2	1	3	100.3
12/05	vs. CLE	1/1	16	32	50.0	174	5.4	1	3	1	37.8
12/12	at NYJ	1/1	5	18	27.8	55	3.1	1	0	5	58.3
12/19	vs. BUF	1/1	33	45	73.3	276	6.1	1	1	3	86.9
12/26	vs. DET	1/1	29	44	65.9	278	6.3	1	2	2	72.0
01/02	at N.E.	1/1	6	16	37.5	71	4.4	0	1	3	25.6
2010 totals:		15/14	64	112	57.1	868	7.8	4	4	11	79.0



2009 GAME-BY-GAME STATISTICS

DATE	OPP	P/S	COMP	ATT	PCT	YDS	AVG	TD	INT	SK	RTG
09/13	at ATL					ina					
09/21	vs. IND					ina					
09/27	at S.D.	1/0	10	19	52.6	92	4.8	0	1	1	44.2
10/04	vs. BUF	1/1	14	22	63.6	115	5.2	1	0	6	92.0
10/12	vs. NYJ	1/1	12	21	57.1	241	9.3	2	0	0	130.4
BYE WEEK											
10/25	vs. N.O.	1/1	18	36	50.0	211	5.9	0	2	2	45.0
11/01	at NYJ	1/1	12	21	57.1	112	5.3	1	0	5	87.8
11/08	at N.E.	1/1	19	34	55.9	219	6.4	0	0	2	75.5
11/15	vs. T.B.	1/1	17	31	54.8	175	5.6	1	1	0	68.6
11/19	at CAR	1/1	17	29	58.6	172	5.9	1	0	0	87.1
11/29	at BUF	1/1	17	31	54.8	175	5.6	1	3	1	42.5
12/06	vs. N.E.	1/1	29	52	55.8	335	6.4	2	1	1	80.2
12/13	at JAX	1/1	21	29	72.4	220	7.6	0	1	2	79.7
12/20	at TEN	1/1	29	46	63.0	349	7.6	1	3	1	66.3
12/27	vs. HOU	1/1	35	55	63.6	322	5.9	1	1	3	78.0
01/03	vs. PIT	1/1	16	20	80.0	140	7.0	1	1	2	91.7
2009 totals:		14/13	274	451	60.8	2,878	6.4	12	14	26	75.2

PLAYER BIOS

79

JORDAN HILL

DEFENSIVE TACKLE

6-1 291 LBS.

PENN STATE

BORN FEBRUARY 8, 1991

STEELTON, PENNSYLVANIA

ACQ: FREE AGENT 2016

EXP: 4TH YEAR



REGULAR SEASON CAREER STATISTICS

YEAR	TEAM	GP/GS	TKL	SOLO	ASST	SACKS	FF	FR	INT	PD
2013	SEA	4/0	7	4	3	1.5	0	0	0	0
2014	SEA	13/0	19	15	4	5.5	0	3	0	4
2015	SEA	10/1	24	12	12	0.0	0	1	0	1
2016	JAX	2/0	0	0	0	0	0.0	0	0	0
NFL totals: 4 yrs.		29/1	50	31	19	7.0	4.5	4	0	5

TRANSACTIONS

Originally drafted by Seattle in the third round (87th overall) by Seattle in the 2013 NFL Draft ... Waived/injured by Seattle on 9/3/16 ... Signed by Washington on 11/8/16 ... Waived by Washington on 11/19/16 ... Claimed off waivers by Jacksonville on 11/21/16

PRO (Games played/started - 29/1)

- Fourth-year DL has appeared in 29 games with one start
- Career totals include 50 tackles (31 solo) and 7.0 sacks

2016 (w/ WAS - ina; JAX - 2/0)

Was inactive for WAS on 11/13 vs. MIN

- **11/27 at BUF:** Saw action at DT
- **12/4 vs. DEN:** Saw action at DT and on special teams

2015 (w/SEA - 10/1)

Appeared in 10 games with one start and totaled 24 tackles

2014 (w/SEA - 13/0)

Totaled 19 tackles (15 solo), 5.5 sacks and one interception

2013 (w/SEA - 4/0)

Registered 7 tackles and 1.5 sacks

COLLEGE (at Penn State - 2009-13)

- All-Big Ten Selection in 2013
- Appeared in 45 games with 27 starts
- Finished career with 171 tackles and 9.5 sacks


PERSONAL

- Attended Steelton-Highspire High School (Steelton, Pa.)
- Helped team to 2007 and 2008 Pennsylvania Class A state championships and an undefeated senior campaign
- Son of Sue and Larry Hill
- Has two younger sisters: Janelle and Joslyn

PLAYER BIOS

31

DAVON HOUSE



CORNERBACK

6-0 196 LBS.

NEW MEXICO STATE

BORN JULY 10, 1989

PALMDALE, CALIFORNIA

ACQ: UNRESTRICTED FREE AGENT (GREEN BAY) 2015

EXP: 6TH YEAR

TRANSACTIONS

Originally drafted by Green Bay in the fourth round (131st overall) of the 2011 draft ... Signed by Jacksonville as an unrestricted free agent on 3/11/15

PRO (Games played/started - 69/33, 3/0)

- Sixth-year CB joined Jacksonville prior to the 2015 season
- Spent first four NFL seasons with Green Bay after being selected in the fourth round of the 2011 draft
- Has played in three postseason games

2016 (w/ JAX - 12/4)

- **9/11 vs. G.B.:** Started at LCB in the team's season opener and recorded two solo tackles
- **9/18 at S.D.:** Started at LCB and made five tackles (three solo)
- **9/25 vs. BAL:** Started at LCB and made five solo tackles
- **10/2 vs. IND:** Started at LCB and played 30 snaps at the position
- **10/16 at CHI:** Saw three snaps at CB and contributed on special teams
- **10/23 vs. OAK:** Saw snaps at CB and on special teams, making two solo tackles
- **10/27 at TEN:** Played three snaps at CB and saw action on special teams
- **11/6 at K.C.:** Saw action on special teams
- **11/13 vs. HOU:** Saw action on special teams
- **11/20 at DET:** Saw action at CB and on special teams
- **11/27 at BUF:** Saw action on special teams
- **12/4 vs. DEN:** Saw action on special teams

2015 (w/ JAX - 16/15)

Played in all 16 games with 15 starts ... Set the Jaguars single-season record with 23 passes defended, which were third-most in the NFL

- **9/27 at N.E.:** Started at LCB, making four solo tackles and one pass defended
- **10/4 at IND:** Made three tackles (three solo) and recorded two passes defended
- **10/11 at T.B.:** Made three tackles and recorded three passes defended
- **10/18 vs. HOU:** Started at LCB, making five tackles (five solo) and three passes defended ... Fourth NFL player in the last 15 seasons and first Jaguars player to register three or more passes defended in back-to-back games
- **11/15 at BAL:** Started at CB, making eight tackles (three solo), recording two INTs and four passes defended, all career highs... He became first Jaguars player since Dareh Cox (10/31/10) to register three or more passes defended in back-to-back games
- **11/19 vs. TEN:** Registered three tackles (three solo), one pass defended, and a forced fumble and recovery in the fourth quarter
- **12/6 at TEN:** Started at LCB and made five tackles (four solo) ... Recorded his third interception of the season, becoming the first Jaguars player with three-plus INTs in a single-season since **Derek Cox** (four) and **Paul Posluszny** (three) in 2014
- **1/3 at HOU:** Started at LCB and made seven tackles (six solo) ... Added two passes defended and one INT

2014 (w/ G.B. - 13/4, 2/0)

Played in 13 games with four starts ... Missed the final three games with a shoulder injury ... Recorded 24 tackles (17 solo), one INT, one forced fumble and 11 passes defended ... Added four special teams tackles ... Part of secondary that helped Green Bay rank seventh in NFL in opponent passer rating (82.0) ... Played in both postseason games and totaled three special teams tackles

- **9/14 vs. NYJ:** Played 30 snaps on defense and registered three tackles (two solo) and two passes defended
- **9/21 at DET:** Intercepted QB **Matthew Stafford** in the second quarter
- **9/28 at CHI:** Had three solo tackles and a season-high two special teams tackles... Started at nickel CB and posted first career forced fumble when he punched the ball loose from WR **Alshon Jeffery** on an end-around in the third quarter
- **10/26 at N.O.:** Started at RCB for the second week and totaled five tackles and a team-high two passes defended

2013 (w/ G.B. - 16/5, 1/0)

Played in 16 games for the first time in his career, making five starts ... Totaled 32 tackles (26 solo), one sack, one INT and 13 passes defended ... Led team with 12 special teams tackles

- **9/15 vs. WAS:** Earned a special teams game ball, totaling two tackles ... Also saw action for 26 plays on defense and took down QB **Robert Griffin III** for a six-yard loss, his second career sack
- **10/20 vs. CLE:** Saw action for 56 plays and finished with four tackles (three solo), three passes defended and his first career INT ... Picked off QB **Brandon Weeden** on

a fourth-down play in the first quarter

- **1/5 vs. S.F.:** Saw action for 61 plays in NFC Wild Card game and tallied four solo tackles and three passes defended

2012 (w/ G.B. - 9/5)

Saw action in nine games with five starts ... Injured his shoulder in the first preseason game and missed the first six weeks of the regular season ... Season totals include 18 tackles (17 solo), 13 passes defended and one sack

- **10/21 at STL:** Made season debut and served as the team's dime CB and led club with three passes defended
- **10/28 vs. JAX:** Started first career game and finished with two solo tackles and two passes defended ... Blocked a second quarter P **Bryan Anger** punt that was recovered by the Packers in the end zone for a TD ... Marked first Packers' first blocked punt since Sept. 29, 2003
- **11/18 at DET:** Did not miss a snap (72 plays) and totaled two tackles, his first career sack and two passes defended ... Dropped QB **Matthew Stafford** for a three-yard loss in the fourth quarter

2011 (w/ G.B. - 2/0)

Played in two games as a rookie, mainly on special teams where he had one tackle ... Was listed as gameday inactive 12 times, and dressed but did not play for two others

- **10/23 at MIN:** Made NFL debut

COLLEGE (at New Mexico State, 2007-10)

- Four-year starter who played under Jaguars Defensive Backs Coach **DeWayne Walker** from 2009-10
- Played in 50 games with 43 starts and earned first-team All-Western Athletic Conference honors in each of his final two seasons
- Finished career ranked first in school history with 319 INT return yards and tied for sixth with 11 INTs
- Returned three INTs for TDs during his career, highlighted by a 100-yard return for a score vs. Idaho as a true freshman in 2007
- Earned a degree in family consumer science

PERSONAL

- Attended Palmdale (Calif.) High School and earned All-Golden League honors and All-CIF recognition as a senior
- Participated in the Next Level All-Star Game and was named the game's Most Valuable Player
- Didn't play football until his junior season of high school
- Also was an All-Golden League selection in baseball and track and field
- Older brother, Tyreace, was a sixth-round draft choice of the Oakland Athletics in 2008
- Sister, Vanessa, played softball at San Jose State
- Married (Leatrice)
- Full name is Davon Thomas House
- Twitter handle is @DavonHouse

REGULAR SEASON CAREER STATISTICS										
YEAR	TEAM	GP/GS	TKL	SOLO	ASST	SACKS	FF	FR	PD	INT
2011	G.B.	2/0	0	0	0	0.0	0	0	0	0
2012	G.B.	9/5	18	17	1	1.0	0	0	13	0
2013	G.B.	16/5	32	26	6	1.0	0	0	13	1
2014	G.B.	13/4	24	17	7	0.0	1	0	11	1
2015	JAX	16/15	60	49	11	0.0	1	1	23	4
2016	JAX	12/4	14	12	2	0.0	0	0	0	0
NFL totals:		6 yrs. 69/33	148	121	27	2.0	2	1	60	6

POSTSEASON CAREER STATISTICS										
YEAR	TEAM	GP/GS	TKL	SOLO	ASST	SACKS	FF	FR	PD	INT
2013	G.B.	1/0	4	4	0	0.0	0	0	2	0
2014	G.B.	2/0	0	0	0	0.0	0	0	0	0
NFL totals:		5 yrs. 3/0	4	4	0	0.0	0	0	2	0

CAREER HIGHS		
	GAME	SEASON
Tackles:	8 (11/15/15 at BAL)	60 (2015)
Sacks:	1.0 (two times, last: 9/15/13 vs. WAS)	1.0 (2012 & 2013)
Forced fumbles:	1 (two times, last: 11/29/15 vs. S.D.)	1 (2014 & 2015)
Fumble recoveries:	1 (11/29/15 vs. S.D.)	1 (2015)
Passes defended:	4 (11/19/15 vs. TEN)	23 (2015)
Interceptions:	2 (11/19/15 vs. TEN)	4 (2015)

PLAYER BIOS

88

ALLEN HURNS

WIDE RECEIVER

6-3 205 LBS.


MIAMI (FLA.)

BORN NOVEMBER 12, 1991

MIAMI, FLORIDA

ACQ: ROOKIE FREE AGENT 2014

EXP: 3RD YEAR



TRANSACTIONS

Originally signed with Jacksonville as an undrafted rookie on 5/12/14

PRO (Games played/started - 42/34)

- Has a franchise-best 14.6 yards per reception avg.
- Caught a pass in 38 consecutive games from 9/7/14 - 10/27/16, the longest streak by a Jaguars player since TE **Mercedes Lewis** (32 games) from 9/12/10 - 9/9/12 and the longest streak for a Jaguars WR since WR **Jimmy Smith** (76 games) from 9/9/01 - 1/1/06
- Holds the Jaguars record of seven consecutive games with a receiving touchdown (9/27/15-11/15/15)

2016 (w/ JAX - 11/11)

- **9/11 vs. G.B.:** Had four receptions for a team-leading 75 yards (18.8 rec. avg.), including a game-long 38-yard catch in the third quarter
- **9/18 at S.D.:** Posted five receptions for 64 yards (12.8 rec. avg.)
- **9/25 vs. BAL:** Recorded four receptions for 40 yards
- **10/2 vs. IND:** Posted two receptions for 47 yards, including a 42-yard TD in the fourth quarter
- **10/16 at CHI:** Caught five passes for 74 yards (14.8 rec. avg.)
- **10/23 vs. OAK:** Caught four passes for 45 yards (11.3 avg.)
- **10/27 at TEN:** Led the team with seven receptions for 98 yards (14.0 rec. avg.) and one TD
- **11/6 at K.C.:** Started at WR before exiting the game with a concussion
- **11/13 vs. HOU:** Started at WR and had two receptions for 13 yards
- **11/20 at DET:** Started at WR and posted one reception for nine yards
- **11/27 at BUF:** Talled a 12-yard touchdown reception for his 150th career catch
- **12/4 vs. DEN:** Inactive (hamstring)

2015 (w/ JAX - 15/15)

Finished his second NFL season setting career highs in receptions (64), receiving yards (1,030) and receiving TDs (10) ... Youngest undrafted player since the 1970 NFL merger to record 1,000-plus receiving yards and 10-plus receiving TDs in a single season ... Since 2005, one of only five undrafted NFL players to have recorded 1,000-plus receiving yards and 10-plus receiving TDs in a single season ... Became the fourth Jaguars player to post 1,000 receiving yards in a single season (**Jimmy Smith**, nine times; **Kennan McCardell**, four times; **Allen Robinson**, one time) ... Joins WR **Allen Robinson** (1,400) as the first Jaguars duo to each record 1,000-plus receiving yards in the same season since WR **Keenan McCardell** (1,110) and WR **Jimmy Smith** (1,373) in 2001 ... The first undrafted player age 24 or younger to post 1,000 receiving yards in a single season since DEN's **Steve Watson** (1,244) in 1981

- **9/27 at N.E.:** Had two receptions for 70 yards (35.0 avg.), including a 59-yard TD
- **10/4 at IND:** Recorded a career-high 11 receptions for his third career 100-yard game (116 yds.) and one TD
- **10/11 at T.B.:** Caught five passes for 116 yards (23.2 avg.) and one TD ... Became the third player in franchise history to register back-to-back games with at least 100 receiving yards and a TD ... Joins **Jimmy Smith** as the only players in franchise history to register back-to-back games with at least 100 receiving yards and a TD in two consecutive road games
- **10/25 vs. BUF:** Had two catches for 53 yards (26.5 rec. avg.), including the game-winning 31-yard TD reception with 2:16 remaining
- **11/8 at NYJ:** Had five receptions for 122 yards (24.4 rec. avg.) and one TD ... Along with teammate **Allen Robinson** (121 yards), marked the first time in Jaguars history that two players posted 120-plus receiving yards in a single game
- **11/15 at BAL:** Had five receptions for a team-high 62 yards (12.4 rec. avg.) and one TD
- **12/13 vs. IND:** Had three receptions for a team-high 105 yards and a career-long 80-yard TD reception in the third quarter, the third-longest reception in franchise history
- **12/27 at N.O.:** Surpassed 1,000 yards for the first time in his NFL career after registering eight receptions for 107 yards and a career-high-tying two TDs

2014 (w/ JAX - 16/8)

Started eight of 16 games as a rookie and produced a team-high six TDs, the most in franchise history by a rookie ... Registered 51 receptions for 677 yards, the second-most catches and yards by a Jaguars rookie ... Ranked fourth in NFL history among undrafted rookies in receptions, fifth in receiving yards and fourth in receiving TDs ... Ranked second on the club with 51 catches for 677 yards and a team-high six TDs which set a Jaguars rookie record ... Joined **Allen Robinson** (48-548) to become the first rookie duo in NFL history to register 48 or more receptions in a season

- **9/7 at PHI:** Started at WR in NFL debut and registered four catches for 110

yards and two TDs ... Became first player in NFL history to record two receiving TDs in the first quarter in his NFL debut, hooking up with **Chad Henne** from 34 and 21 yards ... Joined former Detroit WR **Charles Rogers** (Sept. 17, 2003 vs. Arizona) as only players in NFL history to score a TD on each of their first two receptions ... His 110 receiving yards were the most in franchise history by a WR in his first NFL game and fourth-most by a rookie in a game ... His 27.5-yard average per catch ranks fifth-highest in team history ... Finished the first quarter with three catches for 101 yards ... First undrafted rookie in team history to start in season-opener

- **9/28 at SD:** Finished with five catches for 68 yards (13.6 avg.), including a 44-yard reception in the second quarter that set up a Jaguars TD ... Marked his fourth reception of 30-plus yards
- **11/2 at CIN:** Recorded a career-high seven catches for 112 yards and matched his career-high with two TDs ... Had TD receptions of 40 and 18 yards ... Tied for the most receiving TDs by a Jaguars rookie with five through nine games
- **12/7 vs. HOU:** Totaled 36 yards on five receptions including a four-yard TD pass from QB **Blake Bortles** in the first quarter ... Has the most touchdown receptions in team history by a rookie wide receiver

COLLEGE (at Miami, 2010-13)

- Concluded career ranked seventh in school history with 121 receptions and 1,891 yards
- Played in all 13 games as a senior, making 11 starts
- Named the 2013 Jack Harding Team Most Valuable Player, given annually to the school's top performer
- Set single-season school record for receiving yards (1,162), breaking mark previously held by WR **Leonard Hankerson**
- Set career-high in receptions (nine) and yards (173) in a 41-31 victory at Pittsburgh
- Became fourth Hurricane with 1,000-yard receiving season, joining **Eddie Brown** (1984), **Andre Johnson** (2002) and **Leonard Hankerson** (2010)

PERSONAL

- Attended Carol City (Miami, Fla.) High School where was ranked as a three-star recruit by Rivals.com
- As a senior, caught six passes for 110 yards before getting injured for the year
- Full name is Allen Bernard Hurns
- Twitter handle is @A1Hurns

REGULAR SEASON CAREER STATISTICS							
YEAR	TEAM	GP/GS	RECs	YDS	AVG.	LG	TD
2014	JAX	16/8	51	677	13.3	63t	6
2015	JAX	15/15	64	1,031	16.1	80t	10
2016	JAX	11/11	35	477	13.6	42t	3
NFL totals: 2 yrs.		42/34	150	2,185	14.6	80t	19

CAREER HIGHS		
	GAME	SEASON
Receptions:	11 (10/4/15 at IND)	64 (2015)
Receiving yards:	122 (11/8/15 at NYJ)	1,031 (2015)
Longest reception:	80t (12/13/15 vs. IND)	80t (2015)
Receiving touchdowns:	2 (three times, last: 12/27/15 at N.O.)	10 (2015)

2016 GAME-BY-GAME STATISTICS							
DATE	OPP	RECs	YDS	AVG.	LG	TD	
09/11	vs. Green Bay	4	75	18.8	38	0	
09/18	at San Diego	5	64	12.8	24	0	
09/25	vs. Baltimore	4	40	10.0	17	0	
10/02	vs. Indianapolis	2	47	23.5	42t	1	
BYE WEEK							
10/16	at Chicago	5	74	14.8	29	0	
10/23	vs. Oakland	4	45	11.3	22	0	
10/27	at Tennessee	7	98	14.0	31	1	
11/06	at Kansas City	0	0	0.0	0	0	
11/13	vs. Houston	2	13	6.5	11	0	
11/20	at Detroit	1	9	9.0	9	0	
11/27	at Buffalo	1	12	12.0	12t	1	
12/04	vs. Denver			ina			
12/11	vs. Minnesota						
12/18	at Houston						
12/24	vs. Tennessee						
01/01	at Indianapolis						
2016 totals:		35	477	13.6	42t	3	

PLAYER BIOS



2015 GAME-BY-GAME STATISTICS

DATE	GAME	RECs	YDS	AVG.	LG	TD
09/13	vs. Carolina	5	60	12.0	24	0
09/20	vs. Miami	4	68	17.0	24	0
09/27	at New England	2	70	35.0	59t	1
10/04	at Indianapolis	11	116	10.5	26	1
10/11	at Tampa Bay	5	116	23.2	59	1
10/18	vs. Houston	2	30	15.0	19	1
10/25	vs. Buffalo	2	53	26.5	31t	1
	BYE WEEK					
11/08	at N.Y. Jets	5	122	24.4	30t	1
11/15	at Baltimore	5	62	12.4	21	1
11/19	vs. Tennessee	3	19	6.3	7	0
11/29	vs. San Diego	4	42	10.5	29	0
12/06	at Tennessee			ina		
12/13	vs. Indianapolis	3	105	35.0	80t	1
12/20	vs. Atlanta	2	44	22.0	22	0
12/27	at New Orleans	8	107	13.4	24	2
01/03	at Houston	3	17	5.7	6	0
2015 totals:		64	1,031	16.1	80t	10



2014 GAME-BY-GAME STATISTICS

DATE	GAME	RECs	YDS	AVG.	LG	TD
09/07	at Philadelphia	4	110	27.5	46	2
09/14	at Washington	2	13	6.5	10	0
09/21	vs. Indianapolis	1	63	63.0	63t	1
09/28	at San Diego	5	68	13.6	44	0
10/05	vs. Pittsburgh	4	26	6.5	9	0
10/12	at Tennessee	2	18	9.0	10	0
10/19	vs. Cleveland	1	7	7.0	7	0
10/26	vs. Miami	3	49	16.3	20	0
11/02	at Cincinnati	7	112	16.0	40t	2
11/09	vs. Dallas	1	9	9.0	9	0
	BYE WEEK					
11/23	at Indianapolis	1	13	13.0	13	0
11/30	vs. N.Y. Giants	4	42	10.5	14	0
12/07	vs. Houston	5	36	7.2	16	1
12/14	at Baltimore	6	70	11.7	27	0
12/18	vs. Tennessee	3	26	8.7	15	0
12/28	at Houston	2	15	7.5	10	0
2014 totals:		51	677	13.3	63t	6

PLAYER BIOS

33

CHRIS IVORY



RUNNING BACK
6-0 222 LBS.
TIFFIN UNIVERSITY
BORN MARCH 22, 1988
LONGVIEW, TEXAS
ACQ: UFA (N.Y. JETS) 2016
EXP: 7TH YEAR

TRANSACTIONS

Originally signed by New Orleans as an undrafted rookie free agent on 5/3/10 ... Acquired by the N.Y. Jets in exchange for a fourth-round 2013 draft choice on 4/26/13 ... Signed by Jacksonville as an undrafted free agent on 3/10/15

PRO (Games played/started - 79/38, 2/0)

• Seventh-year RB has spent time with New Orleans, N.Y. Jets and Jacksonville

2016 (w/ JAX - 9/1)

- **9/11 vs. G.B.:** Inactive
- **9/18 at S.D.:** Inactive
- **9/25 vs. BAL:** Made his Jaguars debut, rushing 12 times for 14 yards
- **10/2 vs. IND:** Rushed eight times for 29 yards (3.6 avg.)
- **10/16 at CHI:** Rushed 11 times for 32 yards (2.9 avg.) and his first TD as a Jaguar
- **10/23 vs. OAK:** Rushed five times for 48 yards (9.6 avg.) including a team- and season-long rush of 42 yards and caught two passes for three yards
- **10/27 at TEN:** Rushed four times for six yards and had one reception for six yards
- **11/6 at K.C.:** Rushed 18 times for 107 yards (5.9 rush avg.), including a 42-yard run in the first quarter
- **11/13 vs. HOU:** Rushed nine times for 31 yards (3.4 rush avg.) and had two receptions for 10 yards
- **11/20 at DET:** Rushed 17 times for 39 yards (2.3 rush avg.) and tallied a career-high six receptions for 75 yards (12.5 rec. avg.)
- **11/27 at BUF:** Earned his first start as a Jaguar and rushed nine times for 44 yards and one TD before exiting the game with a hamstring injury
- **12/4 vs. DEN:** Inactive (hamstring)

2015 (w/ NYJ - 15/14)

Started 14 of 15 games played and set career highs in carries (247), rushing yards (1,070), rushing touchdowns (seven), 100-yard rushing performances in a season (three), receptions (39) and receiving yards (217)

- **9/13 vs. CLE:** Recorded 20 carries for 91 yards (4.6 rush avg.) and two touchdowns, his fourth career multi-touchdown performance
- **10/4 at MIA:** Rushed for a career-high 166 yards and one TD for the seventh 100-yard game of his career
- **10/18 vs. WAS:** Established a career high in scrimmage yards (196) after registering 146 yards on 20 carries and 50 yards on three receptions ... Recorded back-to-back 100-yard rushing performances for the first time in his career
- **10/25 at N.E.:** Recorded the second receiving touchdown of his career, a nine-yard pass from QB **Ryan Fitzpatrick** in the third quarter
- **11/8 vs. JAX:** Registered the fifth multi-touchdown game for his career, rushing for a pair of one-yard touchdowns

2014 (w/ NYJ - 16/10)

Registered a team-high 821 rushing yards on 198 carries (4.1 rush avg) and six touchdowns ... Added 18 receptions for 123 yards (6.8 rec. avg.)

- **9/7 vs. OAK:** Gained 102 yards on 10 carries (10.2 rush avg.), including a career-long 71-yard touchdown in the fourth quarter
- **12/1 vs. MIA:** Ran for 62 yards on 16 carries (3.9 rush avg.) and helped team run for 277 yards, the eighth-highest output in Jets history
- **12/28 at MIA:** Registered the first receiving touchdown of his career on an eight-yard pass

2013 (w/ NYJ - 15/6)

Rushed for 833 yards on 182 rushes (4.6 rush avg.) and three touchdowns, and caught two passes for 10 yards (5.0 rec. avg.)

- **10/20 vs. N.E.:** Voted FedEx Ground NFL Player of the Week after rushing 34 times for 104 yards
- **11/3 vs. N.O.:** Finished with 139 rushing yards on 18 carries (7.7 rush avg.)
- **12/22 vs. CLE:** Finished with 20 carries for 109 yards (5.5 rush avg.)

2012 (w/ N.O. - 6/2)

Played in six games with two starts, rushing for 217 yards on 40 attempts (5.4 rush avg.) and two touchdowns ... Added two receptions for 15 yards (7.5 rec. avg.)

- **11/5 vs. PHI:** Gained 48 rushing yards on 10 carries (4.8 rush avg.) and added a 22-yard touchdown run
- **11/11 vs. ATL:** Carried seven times for 72 yards (10.3 rush avg.) and scored on a 56-yard run

2011 (w/ N.O. - 6/2, 2/0)

Spent the first seven weeks of the season on the Physically Unable to Perform list

recovering from foot and sports hernia surgeries ... Played in six games and had 79 rushes for 374 yards (4.7 rush avg.) and one touchdown ... Played in both postseason games and rushed 22 times for 70 yards (3.2 rush avg.)

- **1/1 vs. CAR:** Ran 19 times for 127 yards and one touchdown

2010 (w/ N.O. - 12/3)

Appeared in 12 games with three starts and led the team in rushing, carrying 137 times for 716 yards (5.2 rush avg.) with five touchdowns ... Ranked fourth in the NFL in yards per carry and second among rookies in rushing yardage ... Named an All-Rookie by The Sporting News and Pro Football Weekly/Pro Football Writers of America

- **10/17 at T.B.:** Rushed 15 times for 158 yards (10.5 rush avg.)
- **11/25 at DAL:** Registered two touchdowns as he rushed seven times for 38 yards
- **12/5 at CIN:** Carried 15 times for 117 yards (7.8 rush avg.) with two touchdowns

COLLEGE (at Washington State, 2006-08; at Tiffin University, 2009-10)

- As a senior, carried 39 times for 223 yards in five games before suffering season-ending knee injury
- Appeared in 22 games over three season at Washington State, rushing for 534 yards on 91 attempts (5.9 rush avg.) and four touchdowns

Personal

- Earned three letters in football for head coach John King and two in track and field at Longview (Texas) H.S.
- Led football team to district title all three seasons
- Named best fullback by 5ATexasFootball.com and was a unanimous first-team All-District 12 5A selection
- Parents are Kenny and Judy Gilliland
- Twitter handle is @ivory33

REGULAR SEASON CAREER STATISTICS

YEAR	TEAM	GP/GS	RUSHING					RECEIVING				
			NO	YDS	AVG	LG	TD	NO	YDS	AVG	LG	TD
2010	N.O.	12/3	137	716	5.2	55t	5	1	17	17.0	17	0
2011	N.O.	6/2	79	374	4.7	35t	1	0	0	0.0	0	0
2012	N.O.	6/2	40	217	5.4	56t	2	2	15	7.5	13	0
2013	NYJ	15/6	182	833	4.6	69	3	2	10	5.0	12	0
2014	NYJ	16/10	198	821	4.1	71t	6	18	123	6.8	23	1
2015	NYJ	15/14	247	1070	4.3	58	7	30	217	7.2	36	1
2016	JAX	9/1	93	350	3.8	42	1	16	117	7.3	22	0
NFL totals: 7 yrs. 79/38			976	4,381	4.5	71t	25	69	499	7.2	36	2

POSTSEASON CAREER STATISTICS

YEAR	TEAM	GP/GS	RUSHING					RECEIVING				
			NO	YDS	AVG	LG	TD	NO	YDS	AVG	LG	TD
2011	N.O.	2/0	22	70	3.2	19	0	0	0	0.0	0	0
NFL totals: 7 yrs. 2/0			22	70	3.2	19	0	0	0	0.0	0	0

CAREER HIGHS

	GAME	SEASON
Rushing attempts:	34 (10/20/13 vs. New England)	247 (2015)
Rushing yards:	166 (10/4/15 at Miami)	1,070 (2015)
Longest rush:	71 (9/7/14 vs. Oakland)	71 (2014)
Rushing touchdowns:	2 (three times, last: 10/26/14 vs. Buffalo)	7 (2015)
Receptions:	6 (11/20/16 at Detroit)	30 (2015)
Receiving yards:	75 (11/20/16 at Detroit)	217 (2015)
Receiving touchdowns:	1 (two times, last: 10/25/15 at New England)	14 (2015)

2016 GAME-BY-GAME STATISTICS

DATE	GAME	RUSHING					RECEIVING				
		NO	YDS	AVG	LG	TD	NO	YDS	AVG	LG	TD
09/11	vs. Green Bay										
09/18	at San Diego						ina				
09/25	vs. Baltimore	12	14	1.2	4	0	1	9	9.0	9	0
10/02	vs. Indianapolis	8	29	3.6	13	0	0	0	0.0	0	0
BYE WEEK											
10/16	at Chicago	11	32	2.9	9	1	2	3	1.5	2	0
10/23	vs. Oakland	5	48	9.6	42	0	2	3	1.5	3	0
10/27	at Tennessee	4	6	1.5	4	0	1	6	6.0	6	0
11/06	at Kansas City	18	107	5.9	42	0	1	0	0.0	0	0
11/13	vs. Houston	9	31	3.4	13	0	2	10	5.0	8	0
11/20	at Detroit	17	39	2.3	8	0	6	75	12.5	22	0
11/27	at Buffalo	9	44	4.9	14	1	1	11	11.0	1	0
12/04	vs. Denver						ina				
12/11	vs. Minnesota										
12/18	at Houston										
12/24	vs. Tennessee										
01/01	at Indianapolis										
2016 totals:		93	350	3.8	42	2	16	117	7.3	22	0

PLAYER BIOS

2015 GAME-BY-GAME STATISTICS

DATE	GAME	RUSHING					RECEIVING				
		NO	YDS	AVG	LG	TD	NO	YDS	AVG	LG	TD
09/13	vs. Cleveland	20	91	4.6	19	2	1	9	9.0	9	0
09/21	at Indianapolis	14	57	4.1	19	0	2	3	1.5	2	0
09/27	vs. Philadelphia						DNP				
10/04	at Miami	29	166	5.7	24	1	0	0	0.0	0	0
	BYE WEEK										
10/18	vs. Washington	20	146	7.3	54	1	3	50	16.7	24	0
10/25	at New England	17	41	2.4	7	0	3	24	8.0	9	1
11/01	at Oakland	15	17	1.1	7	0	3	24	8.0	9	0
11/08	vs. Jacksonville	23	26	1.1	9	2	3	22	7.3	16	0
11/12	vs. Buffalo	18	99	5.5	21	0	2	36	18.0	36	0
11/22	at Houston	8	36	4.5	23	0	1	9	9.0	9	0
11/29	vs. Miami	21	87	4.1	31	1	2	15	7.5	9	0
12/06	at N.Y. Giants	10	47	4.7	20	0	5	22	4.4	11	0
12/13	vs. Tennessee	22	101	4.6	32	0	1	6	6.0	6	0
12/19	at Dallas	13	37	2.8	8	0	1	5	5.0	5	0
12/27	vs. New England	11	38	3.5	17	0	4	4	1.0	6	0
01/03	at Buffalo	6	81	13.5	58	0	0	0	0.0	0	0
2015 totals:		247	1070	4.3	58	7	30	217	7.2	36	1

2014 GAME-BY-GAME STATISTICS

DATE	GAME	RUSHING					RECEIVING				
		NO	YDS	AVG	LG	TD	NO	YDS	AVG	LG	TD
09/07	vs. Oakland	10	102	10.2	71t	1	0	0	0.0	0	0
09/14	at Green Bay	13	44	3.4	9	1	1	3	3.0	3	0
09/22	vs. Chicago	10	44	4.4	17	0	4	52	13.0	23	0
09/28	vs. Detroit	17	84	4.9	17	0	2	16	8.0	8	0
10/05	at San Diego	9	44	4.9	17	0	2	16	8.0	8	0
10/12	vs. Denver	8	7	0.9	5	0	0	0	0.0	0	0
10/16	at New England	21	107	5.1	16	1	4	18	4.5	7	0
10/26	vs. Buffalo	13	43	3.3	9	2	0	0	0.0	0	0
11/02	at Kansas City	8	22	2.8	6	0	0	0	0.0	0	0
11/09	vs. Pittsburgh	14	51	3.6	12	0	0	0	0.0	0	0
	BYE WEEK										
11/24	at Buffalo	7	31	4.4	17	0	3	7	2.3	6	0
12/01	vs. Miami	16	62	3.9	11	0	0	0	0.0	0	0
12/07	at Minnesota	16	73	4.6	15	0	1	4	4.0	4	0
12/14	at Tennessee	12	25	2.1	12	1	1	1	1.0	1	0
12/21	vs. New England	11	53	4.8	16	0	0	0	0.0	0	0
12/28	at Miami	13	29	2.2	9	0	1	8	8.0	8t	1
2014 totals:		198	821	4.1	71t	6	18	123	6.8	23	1

2013 GAME-BY-GAME STATISTICS

DATE	GAME	RUSHING					RECEIVING				
		NO	YDS	AVG	LG	TD	NO	YDS	AVG	LG	TD
09/08	vs. Tampa Bay	10	15	1.5	7	0	0	0	0.0	0	0
09/12	at New England	12	52	4.3	11	0	0	0	0.0	0	0
09/22	vs. Buffalo	4	5	1.3	5	0	0	0	0.0	0	0
09/29	at Tennessee						ina				
10/07	at Atlanta	4	27	6.8	19	0	0	0	0.0	0	0
10/13	vs. Pittsburgh	4	16	4.0	9	0	0	0	0.0	0	0
10/20	vs. New England	34	104	3.1	17	0	1	-2	-2.0	-2	0
10/27	at Cincinnati	6	11	1.8	5	0	0	0	0.0	0	0
11/03	vs. New Orleans	18	139	7.7	52	1	0	0	0.0	0	0
	BYE WEEK										
11/17	at Buffalo	15	98	6.5	69	1	0	0	0.0	0	0
11/24	at Baltimore	9	35	3.9	17	0	0	0	0.0	0	0
12/01	vs. Miami	12	61	5.1	32	0	1	12	12.0	12	0
12/08	vs. Oakland	18	76	4.2	15t	1	0	0	0.0	0	0
12/15	at Carolina	11	66	5.5	28	0	0	0	0.0	0	0
12/22	vs. Cleveland	20	109	5.5	28	0	0	0	0.0	0	0
12/29	at Miami	5	19	3.8	5	0	0	0	0.0	0	0
2013 totals:		182	833	4.6	69	3	2	10	5.0	12	0

2012 GAME-BY-GAME STATISTICS

DATE	GAME	RUSHING					RECEIVING				
		NO	YDS	AVG	LG	TD	NO	YDS	AVG	LG	TD
09/09	vs. Washington						ina				
09/16	at Carolina						ina				
09/23	vs. Kansas City						ina				
09/30	at Green Bay						ina				
10/07	vs. San Diego						DNP				
	BYE WEEK										
10/21	at Tampa Bay						ina				
10/28	at Denver						DNP				
11/05	vs. Philadelphia	10	48	4.8	22t	1	1	2	2.0	2	0
11/11	vs. Atlanta	7	72	10.3	56t	1	1	13	13.0	13	0
11/18	at Oakland	8	37	4.6	25	0	0	0	0.0	0	0
11/25	vs. San Francisco	8	34	4.3	7	0	0	0	0.0	0	0
11/29	at Atlanta	3	4	1.3	6	0	0	0	0.0	0	0
12/09	at N.Y. Giants						ina				
12/16	vs. Tampa Bay						ina				
12/23	at Dallas						ina				
12/30	vs. Carolina	4	22	5.5	11	0	0	0	0.0	0	0
2012 totals:		40	217	5.4	56t	2	2	15	7.5	13	0

2011 GAME-BY-GAME STATISTICS

DATE	GAME	RUSHING					RECEIVING				
		NO	YDS	AVG	LG	TD	NO	YDS	AVG	LG	TD
09/08	at G.B.						PUP				
09/18	vs. Chicago						PUP				
09/25	vs. Houston						PUP				
10/02	at Jacksonville						PUP				
10/09	at Carolina						PUP				
10/16	at Tampa Bay						PUP				
10/23	vs. Indianapolis						PUP				
10/30	at St. Louis	6	18	3.0	6	0	0	0	0.0	0	0
11/06	vs. Tampa Bay	15	67	4.5	12	0	0	0	0.0	0	0
11/13	at Atlanta						ina				
	BYE WEEK										
11/28	vs. N.Y. Giants						ina				
12/04	vs. Detroit						ina				
12/11	vs. Tennessee	13	53	4.1	25	0	0	0	0.0	0	0
12/18	vs. Minnesota	18	74	4.1	12	0	0	0	0.0	0	0
12/26	vs. Atlanta	8	35	4.4	11	0	0	0	0.0	0	0
01/01	vs. Carolina	19	127	6.7	35t	1	0	0	0.0	0	0
2011 totals:		79	374	4.7	35t	1	0	0	0.0	0	0

01/07	vs. Detroit	13	47	3.6	19	0	0	0	0.0	0	0
01/14	at San Francisco	9	23	2.6	7	0	0	0	0.0	0	0
Postseason totals:		22	70	3.2	19	0	0	0	0.0	0	0

2010 GAME-BY-GAME STATISTICS

DATE	GAME	RUSHING					RECEIVING				
		NO	YDS	AVG	LG	TD	NO	YDS	AVG	LG	TD
09/09	vs. Minnesota						ina				
09/20	at San Francisco						ina				
09/26	vs. Atlanta	7	13	1.9	9	0	0	0	0.0	0	0
10/03	vs. Carolina	12	67	5.6	14	0	0	0	0.0	0	0
10/10	at Arizona	10	39	3.9	14	0	0	0	0.0	0	0
10/17	at Tampa Bay	15	158	10.5	33	0	1	17	17.0	17	0
10/24	vs. Cleveland	15	48	3.2	8	0	0	0	0.0	0	0
10/31	vs. Pittsburgh	7	7	1.0	6	0	0	0	0.0	0	0
11/07	at Carolina	12	50	4.2	11	0	0	0	0.0	0	0
	BYE WEEK										
11/21	vs. Seattle	23	99	4.3	24	1	0	0	0.0	0	0
11/25	at Dallas	7	38	5.4	17	2	0	0	0.0	0	0
12/05	at Cincinnati	15	117	7.8	55t	2	0	0	0.0	0	0
12/12	vs. St. Louis	7	47	6.7	18	0	0	0	0.0	0	0
12/19	at Baltimore						ina				
12/27	at Atlanta						ina				
01/02	vs. Tampa Bay	7	33	4.7	11	0	0	0	0.0	0	0
2010 totals:		137	716	5.2	55t	5	1	17	17.0	17	0

PLAYER BIOS

44

MYLES JACK

LINEBACKER

6-1 245 LBS.

UCLA

BORN SEPTEMBER 3, 1995

SCOTTSDALE, ARIZONA

ACQ: 2ND ROUND OF 2016 DRAFT (36TH)

EXP: ROOKIE



TRANSACTIONS

• Originally drafted by Jacksonville in the second round (36th overall) of the 2016 draft on choice obtained from Baltimore for Jaguars' second (38th overall)- and fifth (146th overall)-round choices

PRO (Games played/started - 12/8)

Made his NFL and Jaguars debut in the team's season opener in 2016

2016 (w/ JAX - 12/8)

- **9/11 vs. G.B.:** Played in 12 snaps on special teams in NFL and team debut
- **9/18 at S.D.:** Saw action at LB, making two solo tackles, and on special teams
- **9/25 vs. BAL:** Saw action on special teams
- **10/2 vs. IND:** Earned his first career start at OTTO and made four tackles (three solo) and one pass defended
- **10/16 at CHI:** Started at OTTO and made one solo tackle
- **10/23 vs. OAK:** Started at OTTO and recorded one solo tackle and saw time on special teams
- **10/27 at TEN:** Started at OTTO and saw action on special teams
- **11/6 at K.C.:** Started at OTTO and made one solo tackle
- **11/13 vs. HOU:** Started at OTTO and made two solo tackles, including one special teams tackle
- **11/20 at DET:** Saw action at OTTO and posted three tackles (two solo), including one tackle for loss
- **11/27 at BUF:** Started at OTTO and made five tackles (two solo), including his first career half-sack
- **12/4 vs. DEN:** Started at OTTO and made one solo tackle

COLLEGE (at UCLA, 2013-15)

As a junior, started in all three games he played before injuring his knee in practice ... Registered 15 tackles ... Starter in all 13 games at LB and named second-team all-conference ... Finished second on the team with 88 tackles, 8.0 for loss, and seven passes defended ... As a freshman, saw action in all 13 games with 12 starts, 11 at LB and one at RB ... Finalist for the Paul Hornung Award as the nation's most versatile player ... Named first-team All-America by Athlon Sports as an all-purpose player and honorable mention All-America by SI.com ... First-team Freshman All-America selection by Sporting News ... Named both offensive and defensive freshman of the year in the Pac-12 by coaches ... Earned second-team All-Pac-12 honors ... His 75 tackles ranked fifth on the team and as the second-most ever by a true freshman ... Led team with 11 passes defended ... Scored seven rushing touchdowns on the season (second on the school's freshman list behind DeShaun Foster in 1998) ... Earned a spot on the Athletic Director's Academic Honor Roll in 2013 Fall and 2014 Winter quarters

PERSONAL

- A four-star recruit from Bellevue (Wash.) High School, according to both scout.com and rivals.com
- Ranked as the nation's No. 4 OLB and No. 1 in the west
- Also played running back in high school for an offense that averaged more than 46 points per game his senior season
- Selected to play in the U.S. Army All-American game, where he posted five tackles
- Earned letters in track (three) and basketball (one)
- Son of H. David Jack and La Sonjia (Fisher) Jack
- Has one brother, Jahlen
- Twitter handle is @MylesJack

REGULAR SEASON CAREER STATISTICS

YEAR	TEAM	GP/GS	TKL	SOLO	ASST	SACKS	FF	FR	PD	TFL
2016	JAX	12/8	20	15	5	0.5	0	0	1	1
NFL totals: 1 yr.		12/8	20	15	5	0.5	0	0	1	1

2016 GAME-BY-GAME STATISTICS

DATE	OPP	TKL	SOLO	ASST	ST	SACKS	FF	FR	PD	TFL
09/11	vs. Green Bay	0	0	0	0	0.0	0	0	0	0
09/18	at San Diego	2	2	0	0	0.0	0	0	0	0
09/25	vs. Baltimore	0	0	0	0	0.0	0	0	0	0
10/02	vs. Indianapolis	4	3	1	0	0.0	0	0	1	0
BYE WEEK										
10/16	at Chicago	1	1	0	0	0.0	0	0	0	0
10/23	vs. Oakland	1	1	0	0	0.0	0	0	0	0
10/27	at Tennessee	0	0	0	0	0.0	0	0	0	0
11/06	at Kansas City	1	1	0	0	0.0	0	0	0	0
11/13	vs. Houston	2	2	0	0	0.0	0	0	0	0
11/20	at Detroit	3	2	1	0	0.0	0	0	0	1
11/27	at Buffalo	5	2	3	0	0.5	0	0	0	0
12/04	vs. Denver	1	1	0	0	0.0	0	0	0	0
12/11	vs. Minnesota									
12/18	at Houston									
12/24	vs. Tennessee									
01/01	at Indianapolis									
2016 totals:		20	15	5	0	0.5	0	0	1	1

PLAYER BIOS

90

MALIK JACKSON

DEFENSIVE LINEMAN

6-5 293 LBS.


TENNESSEE

BORN JANUARY 11, 1990

VAN NUYS, CALIFORNIA

ACQ: UFA (DENVER) 2016

EXP: 5TH YEAR



TRANSACTIONS

Originally selected by Denver in the fifth round (137th overall) of the 2012 NFL Draft ... Signed by Jacksonville as an unrestricted free agent on 3/10/16

PRO (Games played/started - 74/36, 8/7)

- Fifth-year defensive lineman joined the Jaguars after spending four years in Denver
- Has played in 74 regular season games (36 starts) and eight playoff contests (seven starts) during his first four years with the Broncos
- Has recorded 21 tackles (16 solo), two passes defended, two forced fumbles, one sack and one fumble recovery in eight playoff games

2016 (w/ JAX - 12/12)

- **9/11 vs. G.B.:** Started at DT in his Jaguars debut
- **9/18 at S.D.:** Started at DT and made two tackles (one solo)
- **9/25 vs. BAL:** Registered his first sack of the season and first sack as a Jaguar
- **10/2 vs. IND:** Posted a season-high five solo tackles, including one tackle for loss, and one pass defended
- **10/16 at CHI:** Started at DT and made three tackles, including one tackle for loss
- **10/23 vs. OAK:** Started at DT and recorded one quarterback hit
- **10/27 at TEN:** Started at DT
- **11/6 at K.C.:** Started at DT, making one tackle and was credited with 0.5 sack
- **11/13 vs. HOU:** Started at DT and made four solo tackles
- **11/20 at DET:** Started at DT and tallied two tackles (one solo) and one sack
- **11/27 at BUF:** Started at DT and made five tackles (four solo), including 2.0 sacks
- **12/4 vs. DEN:** Started at DT and made two solo tackles

2015 (w/ DEN - 16/16, 3/3)

Started all 16 games for the first time in his career, finishing with a career-high 45 tackles (34 solo), 5.0 sacks and a career-best seven passes defended ... Started all three of Denver's postseason contests and tallied nine tackles (eight solo) and a fumble recovery for a TD in Super Bowl 50

- **9/17 vs. K.C.:** Finished with three tackles, one sack and one pass defended that led to CB Chris Harris Jr.'s interception at the Broncos' 10-yard line
- **9/27 at DET:** Posted three tackles, one fumble recovery and 0.5 sacks
- **10/11 at OAK:** Registered six tackles (five solo) and one sack
- **10/18 at CLE:** Posted four tackles (three solo), two tackles for loss and one sack
- **12/20 at PIT:** Tallied five tackles (four solo) and 1.5 sacks
- **2/7 vs. CAR (Super Bowl 50):** Recorded five tackles (five solo) and recovered a fumble in the end zone, marking the seventh fumble recovery for a touchdown in Super Bowl history

2014 (w/ DEN - 16/3, 1/1)

Played all 16 games for the second consecutive season and totaled 42 tackles (33 solo), four passes defended, three sacks and one forced fumble ... Was part of a rushing defense that allowed just 79.8 rushing yards per game, the lowest single-season figure in team history and the NFL's second-best mark in 2014

- **9/7 vs. IND:** Posted two tackles (one solo) and 0.5 sacks in season opener
- **10/5 vs. ARI:** Had two tackles (one solo) and 0.5 sacks
- **12/7 vs. BUF:** Tallied a season-high six tackles (six solo) and one sack
- **1/11 vs. IND:** Posted four tackles (one solo) in AFC Divisional Playoff Game

2013 (w/ DEN - 16/5, 3/3)

Played all 16 regular season games (five starts) and led Denver's defensive line with 42 tackles ... Ranked second on the team with six sacks and led the team with 11 tackles for loss ... Added four passes defended and one forced fumble ... Started in all three postseason games for the Broncos and made eight tackles (seven solo), one sack and two passes defended

- **9/23 vs. OAK:** Recorded his first career sack, splitting it with LB Wesley Woodyard
- **10/13 vs. JAX:** Posted a season-high seven tackles (five solo), two sacks and one pass defended
- **12/1 at K.C.:** Made his first NFL start ... Forced his first career fumble while adding two solo tackles
- **1/12 vs. S.D.:** Made his first postseason start and registered three tackles and one sack in team's AFC Divisional Playoff Game

2012 (w/ DEN - 14/0, 1/0)

Played 14 games as a rookie and totaled five tackles (three solo)

COLLEGE (at Southern California, 2008-09; at Tennessee, 2010-11)

- Played 46 games (24 starts) at Southern California and Tennessee and made 136

tackles (67 solo), 13 sacks, four forced fumbles and one fumble recovery

- Earned first-team All-SEC as a senior and second-team all-conference as a junior
- As a senior, led the Volunteers in tackles for loss (11) and sacks (2.5)
- Saw action in 21 games as a reserve defensive lineman at USC and recorded 22 tackles (15 solo), 5.5 sacks and two forced fumbles

PERSONAL

- Made 103 tackles and 14.5 sacks at Birmingham High School in Van Nuys, Calif.
- Helped lead Birmingham to the 2006 Los Angeles City title with 10.5 sacks as a junior
- Twin brother, Marquis, was all-conference DE for Texas Southern University from 2010-11
- Twitter handle is @TheMalikJackson



REGULAR SEASON CAREER STATISTICS

YEAR	TEAM	GP/GS	TKL	SOLO	ASST	SACKS	FF	FR	PD
2012	DEN	14/0	5	3	2	0.0	0	0	0
2013	DEN	16/5	42	30	12	6.0	1	0	4
2014	DEN	16/3	42	33	9	3.0	1	0	4
2015	DEN	16/16	45	34	11	5.0	0	2	7
2016	JAX	12/12	26	22	3	4.5	0	0	1
NFL totals: 5 yrs.		74/36	160	122	37	18.5	2	2	16



POSTSEASON CAREER STATISTICS

YEAR	TEAM	GP/GS	TKL	SOLO	ASST	SACKS	FF	FR	PD
2012	DEN	1/0	0	0	0	0.0	0	0	0
2013	DEN	3/3	8	7	1	1.0	0	0	2
2014	DEN	1/1	4	1	3	0.0	0	0	0
2015	DEN	3/3	9	8	1	0.0	0	1	0
NFL totals: 4 yrs.		8/7	21	16	5	1.0	0	1	2



CAREER HIGHS

	GAME	SEASON
Tackles:	7 (10/13/13 vs. Jacksonville)	45 (2015)
Sacks:	2.0 (two times, last: 11/27/16 at BUF)	6.0 (2013)
Forced fumbles:	1 (twice, last: 11/9/14 at Oakland)	1 (2013 & 2014)
Fumble recoveries:	1 (twice, last: 11/22/15 at Chicago)	2 (2015)
Passes defended:	2 (six times, last: 12/13/15 vs. Oakland)	7 (2015)



2016 GAME-BY-GAME STATISTICS

DATE	OPP	TKL	SOLO	ASST	SACKS	FF	FR	PD	TFL
09/11	vs. Green Bay	0	0	0	0.0	0	0	0	0
09/18	at San Diego	2	1	1	0.0	0	0	0	0
09/25	vs. Baltimore	2	2	0	1.0	0	0	0	1
10/02	vs. Indianapolis	5	5	0	0.0	0	0	1	1
BYE WEEK									
10/16	at Chicago	3	3	0	0.0	0	0	0	1
10/23	vs. Oakland	0	0	0	0.0	0	0	0	0
10/27	at Tennessee	0	0	0	0.0	0	0	0	0
11/06	at Kansas City	1	0	1	0.5	0	0	0	0
11/13	vs. Houston	4	4	0	0.0	0	0	0	0
11/20	at Detroit	2	1	1	1.0	0	0	0	1
11/27	at Buffalo	5	4	1	2.0	0	0	0	2
12/04	vs. Denver	2	2	0	0.0	0	0	0	0
12/11	vs. Minnesota								
12/18	at Houston								
12/24	vs. Tennessee								
01/01	at Indianapolis								
2016 totals:		26	22	4	4.5	0	0	1	6

PLAYER BIOS



2015 GAME-BY-GAME STATISTICS

DATE	OPP.	TKL	SOLO	ASST	SACKS	FF	FR	PD
09/13	vs. Baltimore	3	0	3	0.0	0	0	0
09/17	at Kansas City	3	0	3	1.0	0	0	0
09/27	at Detroit	2	1	1	0.5	0	1	0
10/04	vs. Minnesota	2	1	1	0.0	0	0	0
10/11	at Oakland	6	5	1	1.0	0	0	0
10/18	at Cleveland	4	3	1	1.0	0	0	0
11/01	vs. Green Bay	2	1	1	0.0	0	0	1
11/08	at Indianapolis	5	3	2	0.0	0	0	2
11/15	vs. Kansas City	3	3	0	0.0	0	0	0
11/22	at Chicago	0	0	0	0.0	0	1	0
11/29	vs. New England	1	0	1	0.0	0	0	0
12/06	at San Diego	2	2	0	0.0	0	0	2
12/13	vs. Oakland	2	2	0	0.0	0	0	2
12/20	at Pittsburgh	5	3	2	1.5	0	0	0
12/28	vs. Cincinnati	3	2	1	0.0	0	0	0
01/03	vs. San Diego	2	2	0	0.0	0	0	0
2015 totals:		45	34	11	5.0	0	2	7
01/17	vs. Pittsburgh	2	1	1	0.0	0	0	0
01/24	vs. New England	2	2	0	0.0	0	0	0
02/07	vs. Carolina	5	5	0	0.0	0	1	0
Postseason totals:		9	8	1	0.0	0	1	0



2014 GAME-BY-GAME STATISTICS

DATE	OPP.	TKL	SOLO	ASST	SACKS	FF	FR	PD
09/07	vs. Indianapolis	2	1	1	0.5	0	0	0
09/14	vs. Kansas City	1	1	0	0.0	0	0	0
09/21	at Seattle	5	0	5	0.0	0	0	0
	BYE WEEK							
10/05	vs. Arizona	2	1	1	0.5	0	0	0
10/12	at N.Y. Jets	4	3	1	0.0	0	0	0
10/19	vs. San Francisco	1	1	0	1.0	0	0	0
10/23	vs. San Diego	1	1	0	1.0	0	0	0
11/02	at New England	2	1	1	0.0	0	0	0
11/09	at Oakland	1	1	0	0.0	1	0	0
11/16	at St. Louis	5	5	0	0.0	0	0	0
11/23	vs. Miami	3	3	0	0.0	0	0	0
11/30	at Kansas City	0	0	0	0.0	0	0	0
12/07	vs. Buffalo	6	6	0	1.0	0	0	0
12/14	at San Diego	2	2	0	0.0	0	0	2
12/22	at Cincinnati	5	5	0	0.0	0	0	0
12/28	vs. Oakland	2	2	0	0.0	0	0	2
2014 Totals:		42	33	9	3.0	1	0	4
01/11	vs. Indianapolis	4	1	3	0.0	0	0	0
Postseason totals:		4	1	3	0.0	0	0	0



2013 GAME-BY-GAME STATISTICS

DATE	OPP.	TKL	SOLO	ASST	SACKS	FF	FR	PD
09/05	vs. Baltimore	1	0	1	0.0	0	0	0
09/15	at N.Y. Giants	2	2	0	0.0	0	0	0
09/23	vs. Oakland	1	0	1	0.5	0	0	0
09/29	vs. Philadelphia	0	0	0	0.0	0	0	0
10/06	at Dallas	2	1	1	1.0	0	0	0
10/13	vs. Jacksonville	7	5	2	2.0	0	0	1
10/20	at Indianapolis	3	1	2	0.0	0	0	1
10/27	vs. Washington	1	1	0	0.0	0	0	0
11/10	at San Diego	3	1	2	0.5	0	0	2
11/17	vs. Kansas City	3	1	2	0.0	0	0	2
11/24	at New England	1	1	0	0.0	0	0	0
12/01	at Kansas City	2	2	0	0.0	1	0	0
12/08	vs. Tennessee	4	4	0	1.0	0	0	0
12/12	vs. San Diego	3	3	0	0.0	0	0	0
12/22	at Houston	5	4	1	0.0	0	0	0
12/29	at Oakland	4	4	0	1.0	0	0	0
2013 Totals:		42	30	12	6.0	1	0	4
01/12	vs. San Diego	3	3	0	1.0	0	0	0
01/19	vs. New England	0	0	0	0.0	0	0	1
02/02	vs. Seattle	5	4	1	0.0	0	0	1
Postseason totals:		8	7	1	1.0	0	0	2



2012 GAME-BY-GAME STATISTICS

DATE	OPP.	TKL	SOLO	ASST	SACKS	FF	FR	PD
09/09	vs. Pittsburgh				ina			
09/17	at Atlanta	0	0	0	0.0	0	0	0
09/23	vs. Houston	1	1	0	0.0	0	0	0
09/30	vs. Oakland	0	0	0	0.0	0	0	0
10/07	at New England	1	1	0	0.0	0	0	0
10/15	at San Diego				DNP			
	BYE WEEK							
10/28	vs. San Diego	0	0	0	0.0	0	0	0
11/04	at Cincinnati	0	0	0	0.0	0	0	0
11/11	at Carolina	1	1	0	0.0	0	0	0
11/18	vs. San Diego	0	0	0	0.0	0	0	0
11/25	at Kansas City	0	0	0	0.0	0	0	0
12/02	vs. Tampa Bay	0	0	0	0.0	0	0	0
12/06	at Oakland	0	0	0	0.0	0	0	0
12/16	at Baltimore	0	0	0	0.0	0	0	0
12/23	vs. Cleveland	1	0	1	0.0	0	0	0
12/30	vs. Kansas City	1	1	0	0.0	0	0	0
2012 Totals:		42	30	12	6.0	1	0	4
01/12	vs. Baltimore	1	0	1	0.0	0	0	0
Postseason totals:		1	0	1	0.0	0	0	0

PLAYER BIOS

29

JOSH JOHNSON



CORNERBACK
5-10 200 LBS.

PURDUE
BORN SEPTEMBER 10, 1990
DADE CITY, FLORIDA
ACQ: FREE AGENT 2016
EXP: 1ST YEAR

TRANSACTIONS

Originally signed with San Diego as an undrafted free agent on 4/27/13 ... Waived on 8/31/13 ... Signed by Jacksonville on 2/12/16

PRO (Games Played/Started – 5/0)

- Spent training camp with the San Diego Chargers in 2013 after being signed as an undrafted free agent
- Played for the CFL's BC Lions from 2014-15, playing in 24 games and recording 100 tackles, 5.0 sacks, three INTs, three passes defended and two fumble recoveries

2016 (w/ JAX - 5/0)

- 9/11 vs. G.B.:** Inactive
- 9/18 at S.D.:** Made his Jaguars debut and saw action on special teams
- 9/25 vs. BAL:** Saw action on special teams and two snaps at CB
- 10/2 vs. IND:** Played a season-high 48 snaps at CB and tallied five tackles (three solo), including his first career 0.5 sack ... With 1:42 remaining in the fourth quarter, broke up QB **Andrew Luck**'s attempt to TE **Dwayne Allen** on fourth-and-one to force a turnover on downs
- 10/16 at CHI:** Inactive
- 10/23 vs. OAK:** Inactive
- 10/27 at TEN:** Inactive
- 11/6 at K.C.:** Saw action on special teams
- 11/13 vs. HOU:** Inactive
- 11/20 at DET:** Inactive
- 11/27 at BUF:** Saw action on special teams
- 12/4 vs. DEN:** Inactive

COLLEGE (at Purdue, 2009-12)

- Played in 49 games over his four-year career, totaling 182 tackles and six interceptions
- Recorded 31 passes defended, including a team-high 16 during his senior season.

PERSONAL

- Given name is Joshua Lutrail Johnson
- Organizational leadership and supervision major
- Nickname is "Jay Jay"
- Twitter handle is @jjohnson28FLA

REGULAR SEASON CAREER STATISTICS

YEAR	TEAM	GP/GS	TKL	SOLO	ASST	SACKS	FF	FR	PD	INT
2016	JAX	5/0	5	3	2	0.5	0	0	1	0
NFL totals: 1 yr.		5/0	5	3	3	0.5	0	0	1	0

2016 GAME-BY-GAME STATISTICS

DATE	OPP	TKL	SOLO	ASST	SACKS	FF	FR	PD	INT	
09/11	vs. Green Bay				ina					
09/18	at San Diego	0	0	0	0.0	0	0	0	0	
09/25	vs. Baltimore	0	0	0	0.0	0	0	0	0	
10/02	vs. Indianapolis	5	3	2	0.5	0	0	1	0	
BYE WEEK										
10/16	at Chicago				ina					
10/23	vs. Oakland				ina					
10/27	at Tennessee				ina					
11/06	at Kansas City	0	0	0	0.0	0	0	0	0	
11/13	vs. Houston				ina					
11/20	at Detroit				ina					
11/27	at Buffalo	0	0	0	0.0	0	0	0	0	
12/04	vs. Denver				ina					
12/11	vs. Minnesota									
12/18	at Houston									
12/24	vs. Tennessee									
01/01	at Indianapolis									
2016 totals:		5	3	2	0.5	0	0	1	0	

PLAYER BIOS

95

ABRY JONES



DEFENSIVE TACKLE

6-4 320 LBS.

GEORGIA

BORN SEPTEMBER 8, 1991

WARNER ROBINS, GEORGIA

ACQ: ROOKIE FREE AGENT 2013

EXP: 4TH YEAR

TRANSACTIONS

Originally signed by Jacksonville as an undrafted rookie on 4/27/13 ... Placed on injured reserve on 1/1/16

PRO (Games played/started - 50/7)

- Earned roster spot as an undrafted rookie in 2013
- Played in all 16 games in 2014

2016 (w/ JAX - 11/5)

- **9/11 vs. G.B.:** Played five snaps at DT and 17 on special teams
- **9/18 at S.D.:** Saw action at DT and made one tackle
- **9/25 vs. BAL:** Saw action at DT and on special teams
- **10/2 vs. IND:** Saw action at DT and made two tackles (one solo)
- **10/16 at CHI:** Saw action at DT, making two solo tackles, including one tackle for loss
- **10/23 vs. OAK:** Totaled three solo tackles, including one tackle for a loss
- **10/27 at TEN:** Started at DT and had three tackles (two solo)
- **11/6 at K.C.:** Started at DT and made two solo tackles
- **11/13 vs. HOU:** Started at DT and made two solo tackles
- **11/20 at DET:** Started at DT and made five tackles (four solo), including one tackle for loss and one pass defensed
- **11/27 at BUF:** Inactive (ankle)
- **12/4 vs. DEN:** Started at DT and made two solo tackles

2015 (w/ JAX - 15/0)

Played in 15 games before being placed on the team's injured reserve list for the final regular season game ... Totaled 16 tackles (seven solo), 2.0 sacks, one forced fumble and one fumble recovery

- **10/4 at IND:** Saw action at DT and special teams, and recorded his first career fumble recovery
- **10/11 at T.B.:** Made five tackles (three solo), including two tackles for loss and recorded one pass defensed
- **10/25 vs. BUF:** Made one tackle (one solo), including one sack
- **11/15 at BAL:** Made four tackles (one solo), including a sack-fumble that was recovered by DT **Tyson Alualu**

2014 (w/ JAX - 16/2)

Played in all 16 games for the first time in his career and registered a career-best 39 tackles (23 solo), three sacks, four tackles for loss, three quarterback hits and one forced fumble

- **10/5 vs. PIT:** Registered a career-high two sacks including a sack/forced fumble of QB **Ben Roethlisberger** early in the fourth quarter ... Also sacked Roethlisberger in the second quarter ... Added one QB pressure and one tackle for loss
- **10/19 vs. CLE:** Made three solo tackles, one QB hit and one tackle for loss ...
- **12/7 vs. HOU:** Saw action at DT and matched his season-high with four tackles (three solo)
- **12/18 vs. TEN:** Made first career start and totaled a career-high five tackles (three solo) along with one sack ... Sacked QB **Charlie Whitehurst** for a three-yard loss on the opening possession
- **12/28 at HOU:** Started for the second consecutive game and totaled three tackles (one solo)

2013 (w/ JAX - 8/0)

Played in eight games as a rookie after earning a roster spot as an undrafted free agent ... Totaled nine tackles, 0.5 sacks and one QB hit

- **10/6 at STL:** Made NFL debut on and saw action on defense
- **10/20 vs. SD:** Made first career tackle
- **12/22 vs. TEN:** Saw extensive action in DL rotation and posted a career-high four tackles (three solo), one QB hit and split a sack with LB **Paul Posluszny** in the first quarter
- **12/29 at IND:** Totaled two solo tackles in season-finale

COLLEGE (at Georgia, 2009-12)

- Three-year letterman and appeared in 46 games, making 26 starts at DE and DT
- Career totals include 107 tackles (52 solo), 35 QB pressures, 13.5 tackles for a loss, 5.0 sacks and two forced fumbles
- Received the David Jacobs Award as a player who, by example, portray courage, spirit, character and determination
- Majored in communication studies

PERSONAL

- Attended Northside (Ga.) High School
- USA Today All-USA second-team selection
- Twitter handle is @JUSTAB3



REGULAR SEASON CAREER STATISTICS

YEAR	TEAM	GP/GS	TKL	SOLO	ASST	SACKS	FF	FR	PD	TFL
2013	JAX	8/0	9	8	1	0.5	0	0	0	0
2014	JAX	16/2	39	23	16	3.0	1	0	1	3
2015	JAX	15/0	16	7	9	2.0	1	1	2	3
2016	JAX	11/5	22	18	4	0.0	0	0	1	3
NFL totals: 3 yrs.		50/7	86	56	30	5.5	2	1	4	9



CAREER HIGHS

	GAME	SEASON
Tackles:	5 (three times, last: 10/20/16 at DET)	39 (2014)
Sacks:	2.0 (10/5/14 vs. PIT)	3.0 (2014)
Forced fumbles:	1 (twice, last: 11/15/15 at BAL)	1 (2014 & 2015)
Fumble recoveries:	1 (10/4/15 at IND)	1 (2014)
Passes defensed:	1 (four times, last: 10/20/16 at DET)	2 (2015)



2016 GAME-BY-GAME STATISTICS

DATE	OPP	TKL	SOLO	ASST	ST	SACKS	FF	FR	PD	TFL
09/11	vs. Green Bay	0	0	0	0	0.0	0	0	0	0
09/18	at San Diego	1	0	1	0	0.0	0	0	0	0
09/25	vs. Baltimore	0	0	0	0	0.0	0	0	0	0
10/02	vs. Indianapolis	2	1	1	0	0.0	0	0	0	0
BYE WEEK										
10/16	at Chicago	2	2	0	0	0.0	0	0	0	1
10/23	vs. Oakland	3	3	0	0	0.0	0	0	0	1
10/27	at Tennessee	3	2	1	0	0.0	0	0	0	0
11/06	at Kansas City	2	2	0	0	0.0	0	0	0	0
11/13	vs. Houston	2	2	0	0	0.0	0	0	0	0
11/20	at Detroit	5	4	1	0	0.0	0	0	1	1
11/27	at Buffalo					ina				
12/04	vs. Denver	2	2	0	0	0.0	0	0	0	0
12/11	vs. Minnesota									
12/18	at Houston									
12/24	vs. Tennessee									
01/01	at Indianapolis									
2016 totals:		22	18	4	0	0.0	0	0	1	3



2015 GAME-BY-GAME STATISTICS

DATE	GAME	TKL	SOLO	ASST	ST	SACKS	FF	FR	PD	TFL
09/13	vs. Carolina	0	0	0	0	0.0	0	0	0	0
09/20	vs. Miami	0	0	0	0	0.0	0	0	0	0
09/27	at New England	1	0	1	0	0.0	0	0	1	0
10/04	at Indianapolis	0	0	0	0	0.0	0	1	0	0
10/11	at Tampa Bay	5	3	2	0	0.0	0	0	1	2
10/18	vs. Houston	0	0	0	0	0.0	0	0	0	0
10/25	vs. Buffalo	1	1	0	0	1.0	0	0	0	1
BYE WEEK										
11/1	BYE WEEK									
11/08	at N.Y. Jets	3	0	3	0	0.0	0	0	0	0
11/15	at Baltimore	4	1	3	0	1.0	1	0	0	0
11/19	vs. Tennessee	1	1	0	0	0.0	0	0	0	0
11/29	vs. San Diego	0	0	0	0	0.0	0	0	0	0
12/06	at Tennessee	0	0	0	0	0.0	0	0	0	0
12/13	vs. Indianapolis	0	0	0	0	0.0	0	0	0	0
12/20	vs. Atlanta	1	1	0	0	0.0	0	0	0	0
12/27	at New Orleans	0	0	0	0	0.0	0	0	0	0
01/03	at Houston					IR				
2015 totals:		16	7	9	0	2.0	1	1	2	3

PLAYER BIOS



2014 GAME-BY-GAME STATISTICS

DATE	GAME	TKL	SOLO	ASST	ST	SACKS	FF	FR	PD	TFL
09/07	at Philadelphia	0	0	0	0	0.0	0	0	0	0
09/14	at Washington	3	2	1	0	0.0	0	0	0	1
09/21	vs. Indianapolis	1	1	0	0	0.0	0	0	0	0
09/28	at San Diego	0	0	0	0	0.0	0	0	0	0
10/05	vs. Pittsburgh	4	4	0	0	2.0	1	0	0	0
10/12	at Tennessee	2	2	0	0	0.0	0	0	0	0
10/19	vs. Cleveland	3	3	0	0	0.0	0	0	0	1
10/26	vs. Miami	1	0	1	0	0.0	0	0	1	0
11/02	at Cincinnati	3	1	2	0	0.0	0	0	0	0
11/09	vs. Dallas	1	1	0	0	0.0	0	0	0	0
	BYE WEEK									
11/23	at Indianapolis	3	1	2	0	0.0	0	0	0	0
11/30	vs. N.Y. Giants	3	1	2	0	0.0	0	0	0	0
12/07	vs. Houston	4	3	1	0	0.0	0	0	0	0
12/14	at Baltimore	3	0	3	0	0.0	0	0	0	0
12/18	vs. Tennessee	5	3	2	0	1.0	0	0	0	1
12/28	at Houston	3	1	2	0	0.0	0	0	0	0
2014 totals:		39	23	16	0	3.0	1	0	1	3




2013 GAME-BY-GAME STATISTICS

DATE	GAME	TKL	SOLO	ASST	ST	SACKS	FF	FR	PD	TFL
09/08	vs. Kansas City					ina				
09/15	at Oakland					ina				
09/22	at Seattle					ina				
09/29	vs. Indianapolis					ina				
10/06	at St. Louis	0	0	0	0	0.0	0	0	0	0
10/13	at Denver	0	0	0	0	0.0	0	0	0	0
10/20	vs. San Diego	1	1	0	0	0.0	0	0	0	0
10/27	vs. San Francisco					ina				
	BYE WEEK									
11/10	at Tennessee					ina				
11/17	vs. Arizona					ina				
11/24	at Houston					ina				
12/01	at Cleveland	0	0	0	0	0.0	0	0	0	0
12/05	vs. Houston	1	1	0	0	0.0	0	0	0	0
12/15	vs. Buffalo	1	1	0	0	0.0	0	0	0	0
12/22	vs. Tennessee	4	3	1	0	0.5	0	0	0	0
12/29	at Indianapolis	2	2	0	0	0.0	0	0	0	0
2013 totals:		9	8	1	0	0.5	0	0	0	0

PLAYER BIOS

83

BEN KOYACK



TIGHT END

6-5 255 LBS.

NOTRE DAME

BORN APRIL 9, 1993

OIL CITY, PENNSYLVANIA

ACQ: 7TH ROUND OF 2015 DRAFT (229TH)

EXP: 1ST YEAR

TRANSACTIONS

Originally drafted by Jacksonville in the seventh round (229th overall) of the 2015 draft ... Signed by Jacksonville to the practices squad on 9/6/15

PRO (Games played/started - 10/4)

• Spent his rookie season in 2015 on the practice squad before starting the 2016 season on the active roster

2016 (w/ JAX - 10/4)

- **9/11 vs. G.B.:** Played eight snaps on special teams and lined up at TE six times
- **9/18 at S.D.:** Saw action at TE and on special teams, and made one special teams tackle
- **9/25 vs. BAL:** Inactive (knee)
- **10/2 vs. IND:** Inactive (knee)
- **10/16 at CHI:** Saw action on special teams and one snap at TE
- **10/23 vs. OAK:** Saw action at TE and special teams ... Provided key block to spring Chris Ivory's 42-yard run
- **10/27 at TEN:** Posted his first career receptions (five) for 41 yards (8.2 rec. avg.)
- **11/6 at K.C.:** Saw action at TE and on special teams
- **11/13 vs. HOU:** Earned his first career start at TE and caught three passes for 35 yards (11.7 rec. avg.)
- **11/20 at DET:** Started at TE and made one fumble recovery on special teams
- **11/27 at BUF:** Started at TE and had two catches for 23 yards
- **12/4 vs. DEN:** Started at TE and made one reception for four yards

COLLEGE (at Notre Dame, 2011-14)

- Participated in the 2015 Senior Bowl
- Named to the Mackey Award Watch List, given annually to the most outstanding Tight End in FBS college football
- As a senior, started at tight end in all 13 games and totaled 30 receptions for 317 yards and two TDs

PERSONAL

- Played for coach Matt LaVerde at Oil City (Pa.) High School
- Received first-team Pennsylvania all-state honors from Pennsylvania Sportswriters and Associated Press in 2010
- Rated best tight end in country and 25th-best prospect overall by Scout.com
- Recorded 62 receptions for 1,031 yards and 11 TDs as a senior ... Averaged 16.6 yards per catch
- Besides tight end, played quarterback, wide receiver, defensive end and linebacker
- Hails from family of musicians and is proficient playing trombone, piano and euphonium
- Son of David and Karen
- Twitter handle is @koymonster

REGULAR SEASON CAREER STATISTICS

YEAR	TEAM	GP/GS	NO	YDS	AVG	LG	TD
2015	JAX				ps		
2016	JAX	10/4	11	103	9.4	17	0
NFL totals: 1 yr.		10/4	11	103	9.4	17	0

2016 GAME-BY-GAME STATISTICS

DATE	OPP	RECS	YDS	AVG.	LG	TD
09/11	vs. Green Bay	0	0	0.0	0	0
09/18	at San Diego	0	0	0.0	0	0
09/25	vs. Baltimore			ina		
10/02	vs. Indianapolis			ina		
BYE WEEK						
10/16	at Chicago	0	0	0.0	0	0
10/23	vs. Oakland	0	0	0.0	0	0
10/27	at Tennessee	5	41	8.2	14	0
11/06	at Kansas City	0	0	0.0	0	0
11/13	vs. Houston	3	35	11.7	15	0
11/20	at Detroit	0	0	0.0	0	0
11/27	at Buffalo	2	23	11.5	17	0
12/04	vs. Denver	1	4	4.0	4	0
12/11	vs. Minnesota					
12/18	at Houston					
12/24	vs. Tennessee					
01/01	at Indianapolis					
2016 totals:		11	103	9.4	17	0


Additional statistics: one special teams tackle; one fumble recovery on special teams on 11/20 at DET

PLAYER BIOS

11

MARQISE LEE

WIDE RECEIVER
6-0 200 LBS.
SOUTHERN CALIFORNIA
BORN NOVEMBER 25, 1991
INGLEWOOD, CALIFORNIA
ACQ: 2ND ROUND OF 2014 DRAFT (39TH)
EXP: 3RD YEAR



TRANSACTIONS

Originally drafted by Jacksonville in the second round (39th overall) of the 2014 draft

PRO (Games played/started - 35/11)

- Was first of two receivers selected by the Jaguars in the second round of 2014 draft
- Became 24th WR selected by the Jaguars in franchise history, the fifth-highest in team history
- Marked the seventh USC player drafted by the Jaguars in team history, the second-most among any colleges (Florida, 9)

2016 (w/ JAX - 12/2)

- **9/11 vs. G.B.:** Made two catches for 22 yards
- **9/18 at S.D.:** Had five receptions for a career-high-tying 75 yards (15.0 rec. avg.)
- **9/25 vs. BAL:** Recorded five receptions for 44 yards (8.8 rec. avg.)
- **10/2 vs. IND:** Had four catches for 28 yards (7.0 rec. avg.)
- **10/16 at CHI:** Posted a team-high six receptions for 61 yards (10.2 rec. avg.) ... Returned one kickoff for 26 yards
- **10/23 vs. OAK:** Posted a team-high seven receptions for 107 yards with a long reception of 38 yards, all of which were career highs and the first game with 100+ yards ... Returned 4 kickoffs for 93 yards with a long return of 34 yards
- **10/27 at TEN:** Had one reception for 21 yards ... Returned two kickoffs for 45 yards
- **11/6 at K.C.:** Posted four receptions for a team-high 84 yards (21.0 rec. avg.) ... Returned three kickoffs for 87 yards (29.0 avg.), including a long of 45
- **11/13 vs. HOU:** Posted four receptions for 50 yards (12.5 rec. avg.)
- **11/20 at DET:** Had four catches for 52 yards (13.0 rec. avg.) and his first TD reception of the season ... Rushed once for six yards and posted a 42-yard kickoff return
- **11/27 at BUF:** Led the team with four receptions for 37 yards and a 20-yard TD reception ... Returned one kick for 36 yards
- **12/4 vs. DEN:** Started at WR and made three catches for 34 yards ... Rushed two times for 10 yards

2015 (w/ JAX - 10/1)

- Played in 10 games during his second season with one start, totaling 15 receptions for 191 yards (12.7 rec. avg.) for one TD ... Added five rushes for 38 yards (7.6 rush avg.)
- **9/20 vs. MIA:** Had two receptions for 27 yards (13.5 avg.) in season debut ... Also rushed once for 12 yards
 - **12/6 at TEN:** Had one reception for 17 yards in his first start of the season at WR ... Also recorded one rush for four yards
 - **12/20 vs. ATL:** Had two receptions for 46 yards (23.0 avg.), including a season-long 30-yard reception in the fourth quarter
 - **12/27 at N.O.:** Recorded three receptions for 26 yards (8.7 rec. avg.) and one TD ... Rushed once for nine yards (9.0 rush avg.)

2014 (w/ JAX - 13/8)

- Appeared in 13 games as a rookie with eight starts and registered 37 receptions for 422 yards and one TD ... Missed three consecutive games with a hamstring injury
- **9/7 at PHI:** Started at WR in NFL debut and tied for the team lead with six catches for 62 yards with a long of 18 ... Joined WR **Allen Hurns** as first two rookie WRs to start in season-opener in franchise history
 - **9/14 at WAS:** Started at WR and had two receptions for 11 yards ... Missed next three games with a hamstring injury
 - **10/12 at TEN:** Returned to action after missing three games and finished with two receptions for 26 yards with a long of 16 yards .
 - **11/23 at IND:** Led the team with 52 yards on three receptions (17.3 avg.) with a career-long 37-yard catch in the fourth quarter
 - **11/30 vs. NYG:** Started at WR and led team with six catches for 75 yards ... Scored on a 30-yard TD pass from QB **Blake Bortles** in the third quarter, his first career score
 - **12/7 vs. HOU:** Started at WR and posted five receptions for 67 yards with a long of 31 yards, his third straight game with a 30-plus yard reception
 - **12/18 vs. TEN:** Started at WR and led team with four catches for 65 yards including a 34-yard grab in the third quarter ... Marked fourth straight game with four or more receptions

COLLEGE (at Southern California, 2011-13)

- Three-year starter who declared for the NFL Draft following his junior season
- Career totals included 248 receptions for 3,655 yards (14.7 avg.) with 29 TDs
- Owns 24 school records and set five Pac-12 Conference marks
- Won the Biletnikoff Award as a sophomore as the nation's top receiver

- Ranked first in school history in receiving yards, second in receptions and fourth in receiving TDs
- Was a long jumper and sprinter on USC's track team
- Became the school's first Biletnikoff Award winner as a sophomore as well as unanimous All-American and All-Pac 12 Conference first-team choice
- Majored in sociology

PERSONAL

- Attended Serra High School in Gardena, Calif.
- Lettered in football, basketball and track
- Earned Parade All-American as a senior as well as Super Prep All-American, Under Armour All-American, ESPN 150, Rivals 100 and Prep Star Dream Team
- Finished with 57 receptions for 1,409 yards (24.7 avg.) with 24 TDs in final season along with 45 tackles and three INTs
- Was a sprinter and jumper on the track team, boasting a national prep No. 3 best 24-8 long jump, plus career bests of 44-7 in the triple jump, 6-4 in the high jump, 10.74 in the 100 meters and 22.11 in the 200 meters
- Named the 2010-11 Cal-Hi Sports Boys State Athlete of the Year and Cal-Hi Sports Boys Division IV Athlete of the Year
- Twitter handle is @TeamLee1

REGULAR SEASON CAREER STATISTICS							
YEAR	TEAM	GP/GS	NO	YDS	AVG	LG	TD
2014	JAX	13/8	37	422	11.4	37	1
2015	JAX	10/1	15	191	12.7	30	1
2016	JAX	12/2	49	615	12.6	51	2
NFL totals: 3 yrs.		35/11	101	1,228	12.2	51	4

CAREER HIGHS		
	GAME	SEASON
Receptions:	7 (10/23/16 vs. OAK)	37 (2014)
Receiving yards:	107 (10/23/16 vs. OAK)	422 (2014)
Longest reception:	51 (11/6/16 at K.C.)	51 (2016)
Receiving touchdowns:	1 (four times, last: 11/27/16 at BUF)	2 (2016)

2016 GAME-BY-GAME STATISTICS							
DATE	OPP	RECS	RECEIVING			LG	TD
			YDS	AVG.			
09/11	vs. Green Bay	2	22	11.0		12	0
09/18	at San Diego	5	75	15.0		22	0
09/25	vs. Baltimore	5	44	8.8		20	0
10/02	vs. Indianapolis	4	28	7.0		13	0
BYE WEEK							
10/16	at Chicago	6	61	10.2		14	0
10/23	vs. Oakland	7	107	15.3		38	0
10/27	at Tennessee	1	21	21.0		21	0
11/06	at Kansas City	4	84	21.0		51	0
11/13	vs. Houston	4	50	12.5		18	0
11/20	at Detroit	4	52	13.0		29	1
11/27	at Buffalo	4	37	9.3		20t	1
12/04	vs. Denver	3	34	11.3		17	0
12/11	vs. Minnesota						
12/18	at Houston						
12/24	vs. Tennessee						
01/01	at Indianapolis						
2016 totals:		49	615	12.6		51	2

KICK RETURNS							
DATE	GAME	NO.	YDS	AVG.	LG	TD	
09/11	vs. Green Bay	0	0	0.0	0	0	
09/18	at San Diego	0	0	0.0	0	0	
09/25	vs. Baltimore	0	0	0.0	0	0	
10/02	vs. Indianapolis	0	0	0.0	0	0	
BYE WEEK							
10/16	at Chicago	1	26	26.0	26	0	
10/23	vs. Oakland	4	93	23.3	34	0	
10/27	at Tennessee	2	45	22.5	25	0	
11/06	at Kansas City	3	87	29.0	45	0	
11/13	vs. Houston	1	17	17.0	17	0	
11/20	at Detroit	1	42	42.0	42	0	
11/27	at Buffalo	1	36	36.0	36	0	
12/04	vs. Denver	0	0	0.0	0	0	
12/11	vs. Minnesota						
12/18	at Houston						
12/24	vs. Tennessee						
01/01	at Indianapolis						
2016 totals:		13	346	26.6	45	0	

Additional statistics: three rushes for 23 yards (7.7 rush avg.)

PLAYER BIOS



2015 GAME-BY-GAME STATISTICS

DATE	GAME	RECS	YDS	AVG.	LG	TD
09/13	vs. Carolina			ina		
09/20	vs. Miami	2	27	13.5	18	0
09/27	at New England	1	13	13.0	13	0
10/04	at Indianapolis			ina		
10/11	at Tampa Bay			ina		
10/18	vs. Houston			ina		
10/25	vs. Buffalo			ina		
11/01	BYE WEEK					
11/08	at N.Y. Jets			ina		
11/15	at Baltimore	1	8	8.0	8	0
11/19	vs. Tennessee	0	0	0.0	0	0
11/29	vs. San Diego	1	3	3.0	3	0
12/06	at Tennessee	1	17	17.0	17	0
12/13	vs. Indianapolis	1	21	21.0	21	0
12/20	vs. Atlanta	2	46	23.0	30	0
12/27	at New Orleans	3	26	8.7	18	1
01/03	at Houston	3	30	10.0	14	0
2015 totals:		15	191	12.7	30	1

Additional statistics: Five rushes for 38 yards (7.6 avg.)



2014 GAME-BY-GAME STATISTICS

DATE	GAME	RECS	YDS	AVG.	LG	TD
09/07	at Philadelphia	6	62	10.3	18	0
09/14	at Washington	2	11	5.5	8	0
09/21	vs. Indianapolis			ina		
09/28	at San Diego			ina		
10/05	vs. Pittsburgh			ina		
10/12	at Tennessee	2	26	13.0	16	0
10/19	vs. Cleveland	1	20	20.0	20	0
10/26	vs. Miami	1	9	9.0	9	0
11/02	at Cincinnati	0	0	0.0	0	0
11/09	vs. Dallas	1	13	13.0	13	0
	BYE WEEK					
11/23	at Indianapolis	3	52	17.3	37	0
11/30	vs. N.Y. Giants	6	75	12.5	30	1
12/07	vs. Houston	5	67	13.4	31	0
12/14	at Baltimore	4	14	3.5	13	0
12/18	vs. Tennessee	4	65	16.3	34	0
12/28	at Houston	2	8	4.0	4	0
2014 totals:		37	422	11.4	37	1

Additional statistics: Three rushes for nine yards (3.0 avg.)

PLAYER BIOS

65 BRANDON LINDER

CENTER/GUARD

6-6 320 LBS.


MIAMI (FLA.)

BORN JANUARY 25, 1992

SOUTHWEST RANCHES, FLORIDA

ACQ: 3RD ROUND OF 2014 DRAFT (93RD)

EXP: 3RD YEAR



TRANSACTIONS

Originally drafted in the third round (93rd overall) of the 2014 draft ... Placed on injured reserve on 10/5/15

PRO (Games played/started - 29/29)

- Third-year pro has started in all 29 games he has played
- Switched from RG to C prior to the 2016 season
- Was a third-round pick of the Jaguars in 2014
- First player from the University of Miami ever drafted by the Jaguars
- Became 24th offensive lineman drafted by the Jaguars in franchise history

2016 (w/ JAX - 11/11)

- **9/11 vs. G.B.:** Made his first career start at C in team's season opener
- **9/18 at S.D.:** Started at C
- **9/25 vs. BAL:** Inactive (knee)
- **10/2 vs. IND:** Started at C, helping the team rush for 136 yards
- **10/16 at CHI:** Started at C
- **10/23 vs. OAK:** Started at C
- **10/27 at TEN:** Started at C
- **11/6 at K.C.:** Started at C, helping the team rush for a season-high 205 yards
- **11/13 vs. HOU:** Started at C
- **11/20 at DET:** Started at C and was part of an offensive line that did not allow a sack
- **11/27 at BUF:** Started at C
- **12/4 vs. DEN:** Started at C and helped the team rush for 154 yards

2015 (w/ JAX - 3/3)

Placed on season-ending IR because of surgery to repair a labral tear in his left shoulder after injury suffered in Week 3

- **9/13 vs. CAR:** Started at RG to kick off his second season with the Jaguars
- **9/20 vs. MIA:** Helped the Jaguars rush for 123 yards and did not allow a sack

2014 (w/ JAX - 15/15)

Started 15 games at RG as a rookie ...Part of OL that helped club finish sixth in the NFL in average per rush (4.5)

- **9/7 at PHI:** Started at RG in his NFL debut, one of three Jaguars rookies to start on opening day (WR **Marqise Lee**, WR **Allen Hurns**)
- **10/19 vs. CLE:** Helped pave the way for an offense that rushed for a season-high 185 yards on 35 carries and 176 yards on **10/26 vs. MIA**, the first time since 2010 the club eclipsed 150-plus rushing yards in back-to-back games
- **12/28 at HOU:** Started at RG and was part of OL that helped team produce 121 yards on 14 carries (8.6 avg.)

COLLEGE (at Miami (Fla.), 2010-13)

- Four-year starter and started 42 games (37 at RG, 2 at LT, 3 at C)
- Finished career with 35 TD-resulting blocks and 275 key blocks/knockdowns
- As a senior, named team's Most Valuable Player after leading team with 90 percent grade for blocking consistency, 11 TD-resulting blocks and 84 knockdowns
- Majored in health education

PERSONAL

- Attended St. Thomas Aquinas High School in Ft. Lauderdale, Fla.
- Named U.S. Army All-American and was rated the third-best center in the country by Rivals.com
- Helped team compile a 28-1 record during his final two seasons and captured the Class 5A state title as a junior
- Twitter handle is @BrandonLinder65

PLAYER BIOS

99 SEN'DERRICK MARKS

DEFENSIVE TACKLE

6-2 316 LBS.

AUBURN

BORN FEBRUARY 23, 1987

MOBILE, ALABAMA

ACQ: UNRESTRICTED FREE AGENT (TENNESSEE) 2013

EXP: 8TH YEAR



TRANSACTIONS

Originally drafted by Tennessee in the second round (62nd overall) of the 2009 draft ... Signed by Jacksonville as an unrestricted free agent on 4/2/13 ... Placed on injured reserve on 11/18/15

PRO (Games played/started - 99/61)

- Eighth-year DT has spent the past four seasons with the Jaguars
- Joined Jaguars in 2013 as an unrestricted free agent and produced career-best totals in back-to-back seasons including a team-high 8.5 sacks in 2014
- Has 15.5 sacks, 31 QB hits, 28 tackles for loss, two forced fumbles, four fumble recoveries and 14 passes defended in four seasons with the Jaguars
- His 14.5 sacks with Jaguars are fifth-most in franchise history by a DT

2016 (w/ JAX - 12/1)

- **9/11 vs. G.B.:** Recorded one solo tackle in team's season opener
- **9/18 at S.D.:** Saw action at DT
- **9/25 vs. BAL:** Saw action at DT and made one solo tackle, including one TFL
- **10/2 vs. IND:** Made two solo tackles, including 1.0 sack and three QB hits
- **10/16 at CHI:** Saw action at DT and made two solo tackles
- **10/23 vs. OAK:** Saw action at DT
- **10/27 at TEN:** Saw action at DT and tallied three tackles (one solo)
- **11/6 at K.C.:** Recorded 1.0 sack and two QB hits
- **11/13 vs. HOU:** Saw action at DT
- **11/20 at DET:** Saw action at DT and made one solo tackle
- **11/27 at BUF:** Started at DT
- **12/4 vs. DEN:** Saw action at DT and made three solo tackles, including two tackles for loss and 1.0 sack

2015 (w/ JAX - 4/2)

Played in four games with two starts after being inactive for the first five games while recovering from ACL surgery ... Suffered elbow injury in Week 10 at Baltimore and was placed on season-ending injured reserve

- **10/18 vs. HOU:** Made his 2015 debut, making one tackle
- **10/25 vs. BUF:** Made one tackle (one solo), including one tackle for loss and two passes defended
- **11/8 at NYJ:** Made his first start of 2015, making one tackle and recording one pass defended
- **11/15 at BAL:** Started at DT and made two tackles

2014 (w/ JAX - 16/16)

Started all 16 games at DT and produced career-best numbers with 8.5 sacks, 16 QB hits, 15 tackles for loss and three passes defended ... Finished with 44 tackles (34 solo) and one fumble recovery ... Suffered a torn ACL in the season finale ... His 8.5 sacks were the second-most in franchise history by a DT and were the third-most among NFL DTs in 2014

- **9/7 at PHI:** Tallied five tackles (four solo) in the season-opener along with two tackles for loss, one sack and one QB hit ... Sacked QB **Nick Foles** for a six-yard loss in the second quarter
- **9/14 at WAS:** Totaled six tackles (four solo) including two for loss
- **9/21 at IND:** Split a sack and had two QB pressures, his second sack in the first three games
- **10/12 at TEN:** Had four solo tackles, one tackle for loss and one pass defended
- **10/26 vs. MIA:** Registered 10th career sack, taking down QB **Ryan Tannehill** for a seven-yard loss in the first quarter ... Added one tackle for loss and one QB hit
- **11/2 at CIN:** Recorded a sack in back-to-back games for the first time in his career, taking down QB **Andy Dalton** for a one-yard loss in the second quarter ... Added three tackles, one tackle for loss and one QB hit
- **11/9 vs. DAL:** Tallied a sack for the third consecutive game while adding two tackles, one tackle for loss and one QB hit ... Took down QB **Tony Romo** for a six-yard loss in the fourth quarter
- **11/23 at IND:** Recovered an Andrew Luck fumble in the first quarter
- **11/30 vs. NYG:** Produced a career-high two sacks along with two tackles for loss and one forced fumble ... Sealed the win with a sack of QB **Eli Manning** late in the fourth quarter and the ball was recovered by DE **Chris Clemons**
- **12/7 vs. HOU:** Was involved on a half-sack of QB **Ryan Fitzpatrick** on the Texans' first offensive possession
- **12/18 vs. TEN:** Sealed the victory with a sack of QB **Charlie Whitehurst** on fourth down with no time remaining ... Added three solo tackles
- **12/28 at HOU:** Started at DT and made two solo tackles ... Suffered a torn ACL in the second quarter and did not return

2013 (w/ JAX - 16/16)

Started all 16 games for the first time in his career and registered then career-highs in sacks (4.0), forced fumbles (2), fumble recoveries (3), passes defended (8) and tackles for loss (6) ... Led all DL with 931 snaps played ... One of only three defensive players (**Jason Babin**, **Tyson Alualu**) and five players overall to start all 16 games

- **9/8 vs. KC:** Made Jaguars debut with start at DT, finishing with three solo tackles and one QB hit
- **9/22 at SEA:** Finished with two tackles and tied for team-lead with two QB hits
- **10/6 at STL:** Registered first sack of the season as he sacked and forced a fumble of QB **Sam Bradford** ... Added one tackle for loss and two passes defended
- **10/13 at DEN:** Registered first career fumble recovery in the second quarter and added one tackle for loss
- **10/20 vs. S.D.:** Recorded second sack of the season, taking down QB **Philip Rivers** for a nine-yard loss in the first quarter ... Finished with three solo tackles, one tackle for loss, one QB hit and one pass defended
- **11/10 at TEN:** Faced his former team for the first time and had one solo tackle and one pass defended ... Forced a safety on OL **Chance Warmack** for holding in the end zone
- **12/1 at CLE:** Totaled three solo tackles, one sack, one forced fumble, one fumble recovery and one pass defended ... Sacked QB **Brandon Weeden** in the second quarter and forced a fumble that was recovered by the Browns ... Late in the first half, he recovered a fumble forced by DL **Jason Babin** and returned it 15 yards ... Set single-season career-high with three sacks and two forced fumbles
- **12/15 vs. BUF:** Tallied one sack, one tackle for loss, one fumble recovery and one QB hit ... Sacked QB **E.J. Manuel** in the second quarter and recovered a Manuel fumble forced by S **Winston Guy** in the third quarter

2012 (w/ TEN - 14/14)

Started 14 games at DT ... Totaled 63 tackles (31 solo), 1.5 sacks, three tackles for loss, five QB pressures and one forced fumble ... Was inactive the first two games with an injury

- **11/11 at MIA:** Notched first sack of the season against QB **Ryan Tannehill** for an eight-yard loss and added three QB pressure
- **12/30 vs. JAX:** Had a season-high seven tackles and split a sack with DL **Kameron Wimbley** of QB **Chad Henne** in season-finale

2011 (w/ TEN - 16/9)

Appeared in a career-high 16 games and made nine starts at DT ... Registered 44 tackles (18 solo), 0.5 sacks, three tackles for loss, one forced fumble, seven QB pressures and one pass defended

- **9/11 at JAX:** Opened season with two tackles including one for loss
- **11/13 at CAR:** Combined with DL **William Hayes** to drop QB **Cam Newton** for a seven-yard sack in the fourth quarter
- **12/4 at BUF:** Tallied three tackles, a forced fumble, a pass defended and a QB pressure ... Forced a TE **Scott Chandler** fumble that was recovered by the Titans early in the third quarter
- **12/24 vs. JAX:** Matched his season-high with five tackles along with a tackle for loss
- **1/1 at HOU:** Finished season with four tackles and tied for team-lead with three QB pressures

2010 (w/ TEN - 12/3)

Played in 12 games with three starts ... Collected 50 tackles (27 solo), six QB pressures, five tackles for loss, one INT and one forced fumble

- **9/19 vs. PIT:** Posted a then career-high seven tackles
- **9/26 at NYG:** Intercepted a pass deflected by CB **Cortland Finnegan** in the first quarter
- **10/24 vs. PHI:** Made first career start at DT and had a pass defended
- **1/2 at IND:** Started at DT in season-finale and totaled six tackles, a forced fumble and one QB pressure

2009 (w/ TEN - 9/0)

Appeared in nine games as a rookie and finished with 23 tackles, 1.0 sack, five QB pressures, one tackle for loss and one pass defended ... Led or tied for the team lead in QB pressures in two games

- **10/4 at JAX:** Made NFL debut
- **11/15 vs. BUF:** Finished with season-high six tackles
- **12/13 vs. STL:** Collected four tackles including one for loss
- **1/3 at SEA:** Registered first career sack on against QB **Matt Hasselbeck**

COLLEGE (at Auburn, 2005-08)

- Started 37 of 40 games and declared for NFL draft following his junior season
- Finished career with 114 tackles, 7.5 sacks, 30 tackles for loss and 10 QB pressures
- Saw action in three games as a true freshman before he was redshirted
- Majored in rehabilitation services.

PERSONAL

- Attended Vigor High School in Prichard, Ala. and totaled 81 tackles and 17.0 sacks as a senior
- Also lettered three times in basketball, averaging 15 points a game and 21 rebounds
- Oldest of eight children ... His siblings' names are Antranetta, Shamira, Ciera, DeAndre, Alexia, Kenneth Davis Jr. and Lakendra Davis
- Married (Rayan)
- Full name: Sen'Derrick Dewayne Marks
- Twitter handle is @senmarks

PLAYER BIOS

REGULAR SEASON CAREER STATISTICS

YEAR	TEAM	GP/GS	TKL	SOLO	ASST	SACKS	FF	FR	INT	PD
2009	TEN	9/0	23	9	14	1.0	0	0	0	1
2010	TEN	12/3	50	27	23	0.0	1	0	1	3
2011	TEN	16/9	44	18	26	0.5	1	0	0	1
2012	TEN	14/14	63	31	32	1.5	1	0	0	3
2013	JAX	16/16	33	28	5	4.0	2	3	0	8
2014	JAX	16/16	44	35	9	8.5	1	1	0	1
2015	JAX	4/2	5	3	2	0.0	0	0	0	3
2016	JAX	12/1	14	12	2	3.0	0	0	0	0
NFL totals: 8 yrs.		99/61	276	163	113	18.5	6	4	1	20

CAREER HIGHS

	GAME	SEASON
Tackles:	7 (three times, last: 12/30/12 vs. JAX)	63 (2012)
Sacks:	2.0 (11/30/14 vs. NYG)	8.5 (2014)
Forced fumbles:	1 (seven times, last: 11/30/14 vs. NYG)	2 (2013)
Fumble recoveries:	1 (four times, last: 11/23/14 at IND)	3 (2013)
Interceptions:	1 (9/26/10 at NYG)	1 (2010)
Passes defended:	2 (three times, last: 11/24/13 at HOU)	8 (2013)

2016 GAME-BY-GAME STATISTICS

DATE	OPP	TKL	SOLO	ASST	ST	SACKS	FF	FR	PD	TFL
09/11	vs. Green Bay	1	1	0	0	0.0	0	0	0	0
09/18	at San Diego	0	0	0	0	0.0	0	0	0	0
09/25	vs. Baltimore	1	1	0	0	0.0	0	0	0	1
10/02	vs. Indianapolis	2	2	0	0	1.0	0	0	0	0
BYE WEEK										
10/16	at Chicago	2	2	0	0	0.0	0	0	0	0
10/23	vs. Oakland	0	0	0	0	0.0	0	0	0	0
10/27	at Tennessee	3	1	2	0	0.0	0	0	0	0
11/06	at Kansas City	1	1	0	0	1.0	0	0	0	1
11/13	vs. Houston	0	0	0	0	0.0	0	0	0	0
11/20	at Detroit	1	1	0	0	0.0	0	0	0	0
11/27	at Buffalo	0	0	0	0	0.0	0	0	0	0
12/04	vs. Denver	3	3	0	0	1.0	0	0	0	2
12/11	vs. Minnesota									
12/18	at Houston									
12/24	vs. Tennessee									
01/01	at Indianapolis									
2016 totals:		14	12	2	0	3.0	0	0	0	4

2015 GAME-BY-GAME STATISTICS

DATE	GAME	TKL	SOLO	ASST	ST	SACKS	FF	FR	PD	TFL
09/13	vs. Carolina					ina				
09/20	vs. Miami					ina				
09/27	at New England					ina				
10/04	at Indianapolis					ina				
10/11	at Tampa Bay					ina				
10/18	vs. Houston	1	1	0	0	0.0	0	0	0	0
10/25	vs. Buffalo	1	1	0	0	0.0	0	0	2	1
11/1 BYE WEEK										
11/08	at N.Y. Jets	1	1	0	0	0.0	0	0	1	0
11/15	at Baltimore	2	0	2	0	0.0	0	0	0	0
11/19	vs. Tennessee					IR				
11/29	vs. San Diego					IR				
12/06	at Tennessee					IR				
12/13	vs. Indianapolis					IR				
12/20	vs. Atlanta					IR				
12/27	at New Orleans					IR				
01/03	at Houston					IR				
2015 totals:		5	3	2	0	0.0	0	0	3	1

2014 GAME-BY-GAME STATISTICS

DATE	GAME	TKL	SOLO	ASST	ST	SACKS	FF	FR	PD	TFL
09/07	at Philadelphia	5	4	1	0	1.0	0	0	0	2
09/14	at Washington	6	4	2	0	0.0	0	0	0	2
09/21	vs. Indianapolis	2	2	0	0	0.5	0	0	0	0
09/28	at San Diego	2	1	1	0	0.5	0	0	0	0
10/05	vs. Pittsburgh	3	3	0	0	0.0	0	0	0	1
10/12	at Tennessee	4	4	0	0	0.0	0	0	1	1
10/19	vs. Cleveland	1	1	0	0	0.0	0	0	0	1
10/26	vs. Miami	1	1	0	0	1.0	0	0	0	1
11/02	at Cincinnati	3	2	1	0	0.0	0	1	0	0
11/09	vs. Dallas	2	2	0	0	1.0	0	0	0	1
BYE WEEK										
11/23	at Indianapolis	3	2	1	0	0.0	0	1	0	0
11/30	vs. N.Y. Giants	3	3	0	0	2.0	1	0	0	2
12/07	vs. Houston	3	1	2	0	0.5	0	0	0	1
12/14	at Baltimore	1	0	1	0	0.0	0	0	0	0
12/18	vs. Tennessee	3	3	0	0	1.0	0	0	0	1
12/28	at Houston	2	2	0	0	0.0	0	0	0	1
2014 totals:		44	35	9	0	8.5	1	1	1	15

2013 GAME-BY-GAME STATISTICS

DATE	GAME	TKL	SOLO	ASST	ST	SACKS	FF	FR	PD	TFL
09/08	vs. Kansas City	3	3	0	0	0.0	0	0	0	0
09/15	at Oakland	2	2	0	0	0.0	0	0	0	1
09/22	at Seattle	2	1	1	0	0.0	0	0	0	0
09/29	vs. Indianapolis	1	1	0	0	0.0	0	0	0	0
10/06	at St. Louis	4	4	0	0	1.0	1	0	2	1
10/13	at Denver	1	10	0	0	0.0	0	1	1	1
10/20	vs. San Diego	3	3	0	0	1.0	0	0	1	1
10/27	vs. San Francisco	1	1	0	0	0.0	0	0	0	0
BYE WEEK										
11/10	at Tennessee	1	1	0	0	0.0	0	0	1	0
11/17	vs. Arizona	1	1	0	0	0.0	0	0	1	1
11/24	at Houston	1	1	0	0	0.0	0	0	2	0
12/01	at Cleveland	3	3	0	0	1.0	1	1	1	0
12/05	vs. Houston	1	1	0	0	0.0	0	0	0	0
12/15	vs. Buffalo	3	3	0	0	1.0	0	1	0	1
12/22	vs. Tennessee	1	1	0	0	0.0	0	0	0	0
12/29	at Indianapolis	5	1	4	0	0.0	0	0	0	0
2013 totals:		33	28	5	0	4.0	2	3	8	6

2012 GAME-BY-GAME STATISTICS

DATE	GAME	TKL	SOLO	ASST	ST	SACKS	FF	FR	PD	TFL
09/09	vs. New England					ina				
09/16	at San Diego					ina				
09/23	vs. Detroit	5	3	2	0	0.0	0	0	0	0
09/30	at Houston	3	1	2	0	0.0	0	0	0	0
10/07	at Minnesota	2	1	1	0	0.0	0	0	0	1
10/11	vs. Pittsburgh	6	4	2	0	0.0	0	0	1	0
10/21	at Buffalo	2	0	2	0	0.0	0	0	0	0
10/28	vs. Indianapolis	3	2	1	0	0.0	0	0	0	0
11/04	vs. Chicago	6	3	3	0	0.0	0	0	0	1
11/11	at Miami	4	1	3	0	1.0	0	0	0	0
BYE WEEK										
11/25	at Jacksonville	5	3	2	0	0.0	0	0	1	0
12/02	vs. Houston	6	4	2	0	0.0	0	0	0	1
12/09	at Indianapolis	6	4	2	0	0.0	0	0	0	0
12/17	vs. N.Y. Jets	4	0	4	0	0.0	1	0	1	0
12/23	at Green Bay	4	2	2	0	0.0	0	0	0	0
12/30	vs. Jacksonville	7	3	4	0	0.5	0	0	0	0
2012 totals:		63	31	32	0	1.5	1	0	3	3

2011 GAME-BY-GAME STATISTICS

DATE	GAME	TKL	SOLO	ASST	ST	SACKS	FF	FR	PD	TFL
09/11	at Jacksonville	2	1	1	0	0.0	0	0	0	1
09/18	vs. Baltimore	2	1	1	0	0.0	0	0	0	0
09/25	vs. Denver	3	2	1	0	0.0	0	0	0	0
10/02	at Cleveland	1	0	1	0	0.0	0	0	0	0
10/09	at Pittsburgh	3	1	2	0	0.0	0	0	0	0
BYE WEEK										
10/23	vs. Houston	2	1	1	0	0.0	0	0	0	1
10/30	vs. Indianapolis	1	0	1	0	0.0	0	0	0	0
11/06	vs. Cincinnati	2	1	1	0	0.0	0	0	0	0
11/13	at Carolina	1	0	1	0	0.5	0	0	0	0
11/20	at Atlanta	5	1	4	0	0.0	0	0	0	0
11/27	vs. Tampa Bay	4	2	2	0	0.0	0	0	0	0
12/04	at Buffalo	3	1	2	0	0.0	1	0	1	0
12/11	vs. New Orleans	1	1	0	0	0.0	0	0	0	0
12/18	at Indianapolis	5	2	3	0	0.0	0	0	0	0
12/24	vs. Jacksonville	5	3	2	0	0.0	0	0	0	1
01/01	at Houston	4	1	3	0	0.0	0	0	0	0
2011 totals:		44	18	26	0	0.5	1	0	1	3

PLAYER BIOS



2010 GAME-BY-GAME STATISTICS

DATE	GAME	TKL	SOLO	ASST	ST	SACKS	FF	FR	PD	TFL
09/12	vs. Oakland	5	2	3	0	0.0	0	0	0	0
09/19	vs. Pittsburgh	7	4	3	0	0.0	0	0	0	0
09/26	at N.Y. Giants	4	3	1	0	0.0	0	0	1	0
10/03	vs. Denver	3	2	1	0	0.0	0	0	0	1
10/10	at Dallas					ina				
10/18	at Jacksonville	3	1	2	0	0.0	0	0	0	0
10/24	vs. Philadelphia	0	0	0	0	0.0	0	0	1	0
10/31	at San Diego	6	1	5	0	0.0	0	0	0	0
	BYE WEEK									
11/14	at Miami	1	1	0	0	0.0	0	0	0	0
11/21	vs. Washington	4	3	1	0	0.0	0	0	0	1
11/28	at Houston	4	3	1	0	0.0	0	0	0	1
12/05	vs. Jacksonville					ina				
12/09	vs. Indianapolis					ina				
12/19	vs. Houston					ina				
12/26	at Kansas City	7	4	3	0	0.0	0	0	1	2
01/02	at Indianapolis	4	1	3	0	0.0	1	0	0	0
2010 totals:		50	27	23	0	0.0	1	0	3	5

Additional statistics: one interception on 9/26 at N.Y. Giants



2009 GAME-BY-GAME STATISTICS

DATE	GAME	TKL	SOLO	ASST	ST	SACKS	FF	FR	PD	TFL
09/10	at Pittsburgh					ina				
09/20	vs. Houston					ina				
09/27	at N.Y. Jets					ina				
10/04	at Jacksonville	1	0	1	0	0.0	0	0	0	0
10/11	vs. Indianapolis	0	0	0	0	0.0	0	0	0	0
10/18	at New England					ina				
	BYE WEEK									
11/01	vs. Jacksonville	0	0	0	0	0.0	0	0	0	0
11/08	at San Francisco					ina				
11/15	vs. Buffalo	6	3	3	0	0.0	0	0	1	0
11/23	at Houston	4	2	2	0	0.0	0	0	0	0
11/29	vs. Arizona					ina				
12/06	at Indianapolis					ina				
12/13	vs. St. Louis	4	1	3	0	0.0	0	0	0	1
12/20	vs. Miami	1	0	1	0	0.0	0	0	0	0
12/25	vs. San Diego	4	2	2	0	0.0	0	0	0	0
01/03	at Seattle	3	1	2	0	1.0	0	0	0	0
2009 totals:		23	9	14	0	1.0	0	0	1	1

PLAYER BIOS

2

JASON MYERS

KICKER

5-10 195 LBS.


MARIST

BORN MAY 12, 1991

CHULA VISTA, CALIFORNIA

ACQ: FREE AGENT 2015

EXP: 2ND YEAR



TRANSACTIONS

Originally signed by Jacksonville as a free agent on 3/3/15

PRO (Games played/started - 28/0)

- Spent time with Arizona and San Jose of the Arena Football League in 2014
- Assumed the team's kicking duties prior to the 2015 season
- Has made 33 of his last 36 FGs (91.7 percent) dating back to 10/11/15 at T.B.

2016 (w/ JAX - 12/0)

- 9/11 vs. G.B.:** Converted on FGs of 26, 39 and 50 yards and made both PATs for 11 total points
- 9/18 at S.D.:** Went 2-for-2 on PATs and missed a 54-yard FG attempt
- 9/25 vs. BAL:** Converted on a 49-yard FG and made two PATs
- 10/2 vs. IND:** Made FGs from 22, 46 and 49 yards and went 3-for-3 on PATs
- 10/16 at CHI:** Converted a 30-yard FG in the fourth quarter and went 2-for-2 on PATs
- 10/23 vs. OAK:** Converted on FGs of 23, 37, and 44 yards and made one his lone PAT for a total of 10 points
- 10/27 at TEN:** Converted two PAT attempts
- 11/6 at K.C.:** Converted two PAT attempts and missed a 54-yard FG attempt
- 11/13 vs. HOU:** Converted FGs of 54 and 44 yards, and made his lone PAT attempt
- 11/20 at DET:** Made FGs from 27 and 52 yards
- 11/27 at BUF:** Converted on all three PAT attempts
- 12/4 vs. DEN:** Converted on a 47-yard FG and one PAT attempt

2015 (w/ JAX - 16/0)

His 26 made FGs are the fourth-most in a season in franchise history and his 110 points scored (26 FGs, 32 PATs) are the fifth-most in a season in club history ... His 86.7 FG percentage is the highest career FG percentage in Jaguars history (min. 30 attempts) and the highest by a Jaguars first-year player

- 9/13 vs. CAR:** Converted his first NFL kick from 22 yards
- 9/20 vs. MIA:** Went three-for-three on field goal attempts, including a season-long 58-yarder as time expired in the first half and a 28-yard game-winner with 40 seconds remaining in the fourth quarter ... His 58-yard FG was also second-longest in franchise history
- 9/27 at N.E.:** Made a 40-yard FG and went 2-for-2 on PATs
- 10/4 at IND:** Went 2-for-4 on FGs and 1-for-1 on PATs
- 10/11 at T.B.:** Connected on a 31-yard attempt and went 4-for-4 on PATs
- 10/18 vs. HOU:** Went 2-for-3 on PAT attempts
- 10/25 vs. BUF:** Went 4-for-5 on PAT attempts
- 11/8 at NYJ:** Converted on field goal attempts from 45, 39 and 35 yards, and went 2-for-2 on PATs
- 11/15 at BAL:** Converted on 3-of-4 FGs, including the game-winning 53-yarder with no time left on the clock
- 11/19 vs. TEN:** Went 4-for-4 on FGs, converting on attempts from 20, 31, 32 and 36 yards
- 11/29 vs. S.D.:** Went 4-for-4 on FGs, converting on attempts from 22, 27, 28 and 55 yards
- 12/6 at TEN:** Went 3-for-5 on extra point attempts
- 12/13 vs. IND:** Converted on his only FG attempt from 46 yards and went 6-for-7 on extra points
- 12/20 vs. ATL:** Converted on two extra points and a 42-yard field goal
- 12/27 at N.O.:** Converted his only extra point attempt
- 1/3 at HOU:** Converted on field goal attempts from 43 and 34 yards

COLLEGE (at Marist, 2009-12)

- Four-year letterman who also served as team's punter as a senior
- As a senior, made 5 of 10 FGs in final season with a long of 40 yards and averaged 39.0 yards on 56 punts with 16 downed inside the 20

PERSONAL

- Attended Mater Dei Catholic (Calif.) High School
- Four-year letterman in football and soccer and also played baseball
- Named Mesa Kicker of the Year as a senior
- Named South Bay Kicker of the Year as a junior
- Played on the state championship soccer team as a senior and was named San Diego Division IV CIF Player of the Year
- Son of Donny and Mary Myers
- Fiancee: Katie Glomb
- Twitter handle is @JayMy_31

REGULAR SEASON CAREER STATISTICS

YEAR	TEAM	GP	PAT	ATT	FG	FGA	PCT	LG	PTS
2015	JAX	16	32	39	26	30	86.7	58	110
2016	JAX	12	22	23	16	19	84.2	54	70
NFL totals: 2 yrs.		28	54	62	42	49	85.7	58	180

CAREER HIGHS

	GAME	SEASON
PATs made:	6 (12/13/15 vs. IND)	32 (2015)
PAT attempts:	7 (12/13/15 vs. IND)	39 (2015)
Field goals made:	4 (two times, last: 11/29/15 vs. S.D.)	26 (2015)
Field goal attempts:	4 (four times, last: 11/29/15 vs. S.D.)	30 (2015)
Longest field goal:	58 (9/20/15 vs. MIA)	58 (2015)
Points:	13 (two times, last: 11/29/15 vs. S.D.)	110 (2015)

2016 GAME-BY-GAME STATISTICS

DATE	OPP	GP	PAT	ATT	FG	FGA	PCT	LG	PTS
09/11	vs. Green Bay	1	2	2	3	3	100.0	50	11
09/18	at San Diego	1	2	2	0	1	0.0	-	2
09/25	vs. Baltimore	1	2	2	1	2	50.0	49	5
10/02	vs. Indianapolis	1	3	3	3	3	100.0	49	12
BYE WEEK									
10/16	at Chicago	1	2	2	1	1	100.0	30	5
10/23	vs. Oakland	1	1	1	3	3	100.0	44	10
10/27	at Tennessee	1	2	2	0	0	0.0	-	2
11/06	at Kansas City	1	2	2	0	1	0.0	-	2
11/13	vs. Houston	1	1	1	2	2	100.0	54	7
11/20	at Detroit	1	1	2	2	2	100.0	52	7
11/27	at Buffalo	1	3	3	0	0	0.0	-	3
12/04	vs. Denver	1	1	1	1	1	100.0	47	4
12/11	vs. Minnesota								
12/18	at Houston								
12/24	vs. Tennessee								
01/01	at Indianapolis								
2016 totals:		12	22	23	16	19	84.2	54	70

2015 GAME-BY-GAME STATISTICS

DATE	OPP	GP	PAT	ATT	FG	FGA	PCT	LG	PTS
09/13	vs. Carolina	1	0	1	1	2	50.0	22	3
09/20	vs. Miami	1	2	2	3	3	100.0	58	11
09/27	at New England	1	2	2	1	1	100.0	40	5
10/04	at Indianapolis	1	1	1	2	4	50.0	32	7
10/11	at Tampa Bay	1	4	4	1	1	100.0	31	7
10/18	vs. Houston	1	2	3	0	0	0.0	0	2
10/25	vs. Buffalo	1	4	5	0	0	0.0	0	4
BYE WEEK									
11/08	at N.Y. Jets	1	2	2	3	3	100.0	45	11
11/15	at Baltimore	1	1	1	3	4	75.0	53	10
11/19	vs. Tennessee	1	1	1	4	4	100.0	36	13
11/29	vs. San Diego	1	1	2	4	4	100.0	51	13
12/06	at Tennessee	1	3	5	0	0	0.0	0	3
12/13	vs. Indianapolis	1	6	7	1	1	100.0	46	9
12/20	vs. Atlanta	1	2	2	1	1	100.0	42	5
12/27	at New Orleans	1	1	1	0	0	0.0	0	1
01/03	at Houston	1	0	0	2	2	100.0	43	6
2015 totals:		16	32	39	26	30	86.7	58	110

PLAYER BIOS

91 YANNICK NGAKOUE

DEFENSIVE END

6-2 252 LBS.

MARYLAND

BORN MARCH 31, 1995

BOWIE, MARYLAND

ACQ: 3RD ROUND OF 2016 DRAFT (69TH)

EXP: ROOKIE



TRANSACTIONS

Originally drafted by Jacksonville in the third round (69th overall) of the 2016 NFL Draft

PRO (Games played/started - 12/11)

Made his NFL debut in team's season opener in 2016

2016 (w/ JAX - 12/11)

Ranks second among all NFL rookies with 6.0 sacks

- **9/11 vs. G.B.:** Made two tackles (one solo) in NFL and Jaguars debut
- **9/18 at S.D.:** Made his first career start at LEO and made three tackles (two solo), including his first career sack-fumble in the second quarter
- **9/25 vs. BAL:** Registered his second consecutive game with a sack-fumble ... One of three players to register a sack and a forced fumble in consecutive games this season, joining BUF's **Lorenzo Alexander** and WAS' **Trent Murphy**
- **10/2 vs. IND:** Registered four tackles, including 1.0 sack, as well as his first career interception and third career forced fumble ... Only NFL player this season to register a sack, forced fumble and an interception in the same game
- **10/16 at CHI:** Started at LEO and made 1.0 sack, becoming the first rookie in team history to register a sack in four consecutive games ... Fourth player in Jaguars history to register a sack in four consecutive games (**Tony Brackens**, **Rob Meier** and **Gary Walker**)
- **10/23 vs. OAK:** Started at LEO and totaled two solo tackles
- **10/27 at TEN:** Started at LEO and recorded a QB hit
- **11/6 at K.C.:** Started at LEO and made one solo tackle and three QB hits
- **11/13 vs. HOU:** Started at LEO, making one solo tackle and one pass defended
- **11/20 at DET:** Started at LEO and tallied one solo tackle, a five-yard sack of QB **Matthew Stafford**
- **11/27 at BUF:** Started at LEO and picked up his sixth sack of the season, along with two tackles (one solo)
- **12/4 vs. DEN:** Started at LEO and exited the game with an ankle injury

COLLEGE (at Maryland, 2013-15)

- As a senior, selected First Team All-Big Ten by coaches and media
- Set Maryland's single-season sack record (13.5), breaking a record set by Mark Duda (1982) and Bruce Palmer (1978)
- Ranked second nationally in sacks per game
- Appeared in all 13 games as a true freshman

PERSONAL

- Son of Marlene Chantelly
- Honor roll student
- Worked as a volunteer with the homeless and helped mentor children
- Majored in African American studies
- Attended Friendship Collegiate Academy (Washington, D.C.)
- Named a first team Parade All-America and the 2012 D.C. Gatorade Player of the Year
- Rated a four-star recruit by Rivals, No. 11 OLB
- Helped lead the school to the DCSAA title as a senior

REGULAR SEASON CAREER STATISTICS

YEAR	TEAM	GP/GS	TKL	SOLO	ASST	SACKS	FF	FR	PD	TFL
2016	JAX	12/11	18	15	3	6.0	3	0	2	4
NFL totals: 1 yr.		12/11	18	15	3	6.0	3	0	2	4

2016 GAME-BY-GAME STATISTICS

DATE	OPP	TKL	SOLO	ASST	ST	SACKS	FF	FR	PD	TFL
09/11	vs. Green Bay	2	1	1	0	0.0	0	0	0	0
09/18	at San Diego	3	2	1	0	1.0	1	0	0	0
09/25	vs. Baltimore	1	1	0	0	1.0	1	0	0	0
10/02	vs. Indianapolis	4	4	0	0	1.0	1	0	1	1
BYE WEEK										
10/16	at Chicago	1	1	0	0	1.0	0	0	0	1
10/23	vs. Oakland	2	2	0	0	0.0	0	0	0	0
10/27	at Tennessee	0	0	0	0	0.0	0	0	0	0
11/06	at Kansas City	1	1	0	0	0.0	0	0	0	0
11/13	vs. Houston	1	1	0	0	0.0	0	0	1	0
11/20	at Detroit	1	1	0	0	1.0	0	0	0	1
11/27	at Buffalo	2	1	1	0	1.0	0	0	0	1
12/04	vs. Denver	0	0	0	0	0.0	0	0	0	0
12/11	vs. Minnesota									
12/18	at Houston									
12/24	vs. Tennessee									
31/01	at Indianapolis									
2016 totals:		18	15	3	0	6.0	3	0	2	4

Additional statistics: One interception on 10/2 vs. IND, seven-yard return

PLAYER BIOS

3

BRAD NORTMAN

PUNTER

6-2 215 LBS.

WISCONSIN

BORN SEPTEMBER 12, 1989

BROOKFIELD, WISCONSIN

ACQ: UFA (CAROLINA) 2016

EXP: FIFTH YEAR



TRANSACTIONS

Originally selected by Carolina in the sixth round (207th overall) of the 2012 NFL Draft ... Signed as an unrestricted free agent by Jacksonville on 3/10/15

PRO (Games played/started - 76/0, 6/0)

- Fifth-year punter has played in Carolina and Jacksonville
- Played in six postseason games, including Super Bowl 50

2016 (w/ JAX - 12/0)

- **9/11 vs. G.B.:** Made Jaguars debut and punted twice for 125 yards (62.5 net avg.) and downed both inside the 5-yard line ... His 67-yard punt is the seventh-longest in franchise history
- **9/18 at S.D.:** Punted four times for 179 yards (44.8 avg.), including downing two punts inside the 20
- **9/25 vs. BAL:** Punted six times for 249 yards (41.5 avg.), including two punts downed inside the 20
- **10/2 vs. IND:** Punted five times for 269 yards (53.8 avg.), including a career-long 78-yard punt in the fourth quarter, the second-longest punt in Jaguars franchise history (Bryan Barker, 83) and longest in the NFL this season ... Had one punt downed inside the 20
- **10/16 at CHI:** Punted five times for 275 yards (55.0 avg.), including a 52.2 net avg. ... Downed two punts inside the 20, including his 100th career punt inside the 20
- **10/23 vs. OAK:** Punted five times for 239 yards (47.8 avg.) including a long punt of 56 yards
- **10/27 at TEN:** Punted six times for 275 yards (45.8 avg.) and downed one punt inside the 20
- **11/6 at K.C.:** Punted four times for 167 yards (41.8 avg.) and downed one punt inside the 20 ... Tallied one special teams tackle
- **11/13 vs. HOU:** Punted three times for 115 yards
- **11/20 at DET:** Punted six times for 245 yards (40.8 avg.) and downed a career-high four punts inside the 20
- **11/27 at BUF:** Punted six times for 273 yards (45.5 avg., 31.7 net avg.), including two punts downed inside the 20 and a long of 61
- **12/4 vs. DEN:** Punted eight times for 369 yards (46.1 avg., 41.1 net avg.), including a career-high-tying four downed inside the 20 and long of 65

2015 (w/ CAR - 16/0, 3/0)

Played in all 16 games, including three playoff contests ... Season totals include 70 punts for 3,175 yards (45.4 avg.), including a 39.8 net average ... Downed 20 punts inside the 20

- **9/20 vs. HOU:** Punted five times for 377 yards for a season-best 53.9 average
- **11/15 at TEN:** Punted four times for a season-high 47.3 net average
- **02/07 vs. DEN:** Punted seven times for 315 yards (45.0 avg.) in Super Bowl 50

2014 (w/ CAR - 16/0, 2/0)

Played in all 16 games, including two postseason games ... Generated a gross average of 44.9 yards and net average of 36.5 yards with a career-high 26 punts inside the 20, five touchbacks, two blocks and a long of 72 yards on 72 punts ... Served as holder on extra points and field goals

- **10/19 at G.B.:** Compiled a season-high 53.9-yard gross average, the second highest of his career, on a season-high seven punts
- **11/16 vs. ATL:** Equaled second-longest punt in team history and matched career long with a 72-yard boot ... Produced a season-high 48.3-yard net average
- **1/3 vs. ARI:** Tied team record for the most punts inside the 20 in a postseason game with three

2013 (w/ CAR - 16/0, 1/0)

Played in all 16 games, including one playoff contest ... Set Carolina records with a gross average of 47.8 yards, which ranked second in the NFC and fourth in the NFL, and net average of 41.6 yards, which ranked fourth in the NFC and fifth in the NFL ... Punted 70 times with a career-high 25 inside the 20, five touchbacks and a career long of 72 yards

- **11/24 at MIA:** Established a Carolina single-game record with a 56.7-yard gross average on seven punts ... Uncorked a career-long 72-yard punt, matching the second-longest punt in team history
- **12/22 vs. N.O.:** Generated a season-high net average of 47.0 yards on a season-high eight punts with two inside the 20 ... Pinned the Saints at their 2-yard line and 3-yard line
- Named NFC Special Teams Player of the Month for December, compiling a 48.1 gross average and 44.0-yard net average with eight inside the 20 and had at least

one punt longer than 50 yards in all five games

2012 (w/ CAR - 16/0)

Recorded a gross average of 43.0 yards and net average of 36.5 yards with 20 punts inside the 20, seven touchbacks, one block of 63 yards on 76 punts

- **10/7 vs. SEA:** Booted a career-long 63-yard punt
- **11/4 at WAS:** Landed a season-high three punts inside the 20
- **11/11 vs. DEN:** Produced a season-high 50.1-yard gross average on a career-high nine punts
- **12/23 vs. OAK:** Generated a season-high 48.3-yard net average

COLLEGE (at Wisconsin, 2008-11)

- Played in 52 games, taking over the Badgers' punting duties as a freshman
- Generated gross average of 42.1 yards and net average of 36.7 yards with 69 punts inside the 20, 19 touchbacks, four blocks and long of 76 yards on 199 punts, the fourth most in school history
- Gross average ranks as the third highest in UW history
- Thirty five punts traveled more than 50 yards and 53 resulted in fair catches
- Majored in accounting

PERSONAL

- Attended Central High School in Brookfield, Wis.
- Ranked as the No. 4 punter in the nation by Rivals.com and No. 8 by Scout.com
- Parents are William and Jane Nortman
- Married to wife, Lexi
- Twitter handle is @BradNortmanisms



REGULAR SEASON CAREER STATISTICS

YEAR	TEAM	GP	PUNTS	YARDS	GROSS AVG.	FC	NET AVG.	IN 20	LG	BLK
2012	CAR	16	76	3,267	43.0	20	36.5	20	63	1
2013	CAR	16	70	3,344	47.8	13	41.6	25	72	0
2014	CAR	16	72	3,236	44.9	20	36.5	26	72	2
2015	CAR	16	70	3,175	45.4	19	39.8	20	65	0
2016	JAX	12	60	2,780	46.3	13	37.3	21	78	0
NFL totals: 5 yrs.		76	348	15,802	45.4	85	38.5	112	78	3



CAREER HIGHS

	GAME	SEASON
Punts:	9 (11/11/12 vs. Denver)	76 (2012)
Yards:	451 (11/11/12 vs. Denver)	3,344 (2013)
Gross average:	62.5 (9/11/16 vs. Green Bay)	47.8 (2013)
Net average:	62.5 (9/11/16 vs. Green Bay)	41.5 (2013)
Inside the 20:	4 (two times, last: 12/4/16 vs. DEN)	26 (2014)
Long:	78 (10/2/16 vs. Indianapolis)	72 (2013 & 2014)



2016 GAME-BY-GAME STATISTICS

DATE	OPP	PUNTS	YARDS	GROSS AVG.	FC	NET AVG.	IN 20	LG	BLK	
09/11	vs. Green Bay	2	125	62.5	0	62.5	2	67	0	
09/18	at San Diego	4	179	44.8	0	39.5	2	56	0	
09/25	vs. Baltimore	6	249	41.5	2	38.2	2	49	0	
10/02	vs. Indianapolis	5	269	53.8	1	46.2	1	78	0	
BYE WEEK										
10/16	at Chicago	5	275	55.0	1	52.2	2	60	0	
10/23	vs. Oakland	5	239	47.8	0	39.6	0	56	0	
10/27	at Tennessee	6	275	45.8	1	41.0	1	60	0	
11/06	at Kansas City	4	167	41.8	1	25.3	1	47	0	
11/13	vs. Houston	3	115	38.3	0	12.7	0	48	0	
11/20	at Detroit	6	245	40.8	3	31.7	4	54	0	
11/27	at Buffalo	6	273	45.5	1	31.7	2	61	0	
12/04	vs. Denver	8	369	46.1	3	41.1	4	65	0	
12/11	vs. Minnesota									
12/18	at Houston									
12/24	vs. Tennessee									
01/01	at Indianapolis									
2016 totals:		60	2,780	46.3	13	37.5	21	78	0	

Additional statistics: one special teams tackle on 11/6 at K.C.

PLAYER BIOS

2015 GAME-BY-GAME STATISTICS

DATE	OPP	PUNTS	YARDS	GROSS		NET		IN 20	LG	BLK
				AVG.	FC	AVG.	FC			
09/13	at Jacksonville	4	179	44.8	2	37.5	2	56	0	
09/20	vs. Houston	7	377	29.9	0	42.7	0	65	0	
09/27	vs. New Orleans	4	173	43.3	1	22.8	1	55	0	
10/04	at Tampa Bay	4	154	38.5	1	29.8	2	56	0	
BYE WEEK										
10/18	at Seattle	5	243	48.6	1	43.0	1	59	0	
10/25	vs. Philadelphia	4	157	39.3	2	38.8	3	45	0	
11/02	vs. Indianapolis	7	293	41.9	2	39.6	1	61	0	
11/08	vs. Green Bay	6	289	48.2	1	45.2	0	60	0	
11/15	at Tennessee	4	189	47.3	2	47.3	2	63	0	
11/22	vs. Washington	4	207	51.8	1	46.0	1	56	0	
11/26	at Dallas	2	80	40.0	1	36.0	1	58	0	
12/06	at New Orleans	3	114	38.0	1	35.7	1	45	0	
12/13	vs. Atlanta	4	196	49.0	0	46.5	0	65	0	
12/20	at N.Y. Giants	7	318	45.4	3	40.9	1	59	0	
12/27	at Atlanta	3	130	43.3	1	36.7	2	63	0	
01/03	vs. Tampa Bay	2	76	38.0	1	38.0	2	51	0	
2015 totals:		70	3,175	45.4	19	39.8	20	65	0	
01/17	vs. Seattle	5	188	37.6	3	36.0	2	46	0	
01/24	vs. Arizona	3	119	39.7	1	39.0	0	44	0	
02/07	at Denver	7	315	45.0	4	33.4	1	61	0	
Postseason totals:		15	622	41.5	8	35.4	3	61	0	

2014 GAME-BY-GAME STATISTICS

DATE	OPP	PUNTS	YARDS	GROSS		NET		IN 20	LG	BLK
				AVG.	FC	AVG.	FC			
09/07	at Tampa Bay	6	282	47.0	1	37.7	2	54	0	
09/14	vs. Detroit	6	269	44.8	2	36.2	1	57	0	
09/21	vs. Pittsburgh	4	210	52.5	0	43.3	2	65	0	
09/28	at Baltimore	4	194	48.5	2	39.0	0	58	0	
10/05	vs. Chicago	5	241	48.2	1	38.2	2	62	0	
10/12	at Cincinnati	1	38	38.0	0	38.0	0	38	0	
10/29	at Green Bay	7	377	42.7	0	42.7	2	67	0	
10/26	vs. Seattle	2	78	39.0	1	39.0	1	47	0	
10/30	vs. New Orleans	6	253	41.8	4	41.8	3	58	0	
11/10	at Philadelphia	7	333	35.4	2	35.4	1	59	0	
11/16	vs. Atlanta	6	214	35.7	2	35.7	3	42	0	
BYE WEEK										
11/30	at Minnesota	4	146	16.8	0	16.8	1	43	2	
12/07	at New Orleans	4	158	22.5	0	22.5	2	49	0	
12/14	vs. Tampa Bay	3	99	33.0	3	33.0	3	37	0	
12/21	vs. Cleveland	4	199	43.8	2	43.8	1	60	0	
12/28	at Atlanta	3	145	48.3	0	48.8	2	72	0	
2014 totals:		72	3,236	44.9	20	37.5	26	72	2	
01/03	vs. Arizona	4	149	37.3	2	32.3	3	49	0	
01/10	at Seattle	4	157	39.3	3	37.0	1	48	0	
Postseason totals:		8	306	38.2	5	34.6	4	49	0	

2013 GAME-BY-GAME STATISTICS

DATE	OPP	PUNTS	YARDS	GROSS		NET		IN 20	LG	BLK
				AVG.	FC	AVG.	FC			
09/08	vs. Seattle	5	239	47.8	0	38.2	2	57	0	
09/15	at Buffalo	5	257	51.4	2	43.6	3	62	0	
09/22	vs. N.Y. Giants	2	97	48.5	0	38.5	0	49	0	
BYE WEEK										
10/06	at Arizona	4	195	48.8	0	38.8	1	63	0	
10/13	at Minnesota	3	99	33.0	2	33.0	3	34	0	
10/20	vs. St. Louis	3	154	51.3	0	42.7	1	56	0	
10/24	at Tampa Bay	4	216	43.2	1	42.0	3	59	0	
11/03	vs. Atlanta	3	128	42.7	1	37.3	2	57	0	
11/10	at San Francisco	7	320	45.7	0	37.9	2	65	0	
11/18	vs. New England	2	87	43.5	1	37.0	0	50	0	
11/24	at Miami	7	397	56.7	0	46.6	0	72	0	
12/01	vs. Tampa Bay	3	138	46.0	2	46.0	1	55	0	
12/08	at New Orleans	5	227	45.4	1	42.0	1	57	0	
12/15	vs. N.Y. Jets	2	92	46.0	0	46.0	1	52	0	
12/22	vs. New Orleans	8	406	50.8	1	47.0	2	60	0	
12/29	at Atlanta	6	292	48.7	2	39.7	3	64	0	
2013 totals:		70	3,344	47.8	13	41.6	25	72	0	
01/12	vs. San Francisco	2	84	42.0	2	42.0	1	51	0	
Postseason totals:		2	84	42.0	2	42.0	1	51	0	

2012 GAME-BY-GAME STATISTICS

DATE	OPP	PUNTS	YARDS	GROSS		NET		IN 20	LG	BLK
				AVG.	FC	AVG.	FC			
09/09	at Tampa Bay	5	199	39.8	3	33.2	2	47	1	
09/16	vs. New Orleans	5	229	45.8	1	35.8	2	58	0	
09/20	vs. N.Y. Giants	3	125	41.7	1	33.0	1	44	0	
09/30	at Atlanta	6	271	45.2	3	42.3	2	49	0	
10/07	vs. Seattle	7	318	45.4	0	39.9	2	63	0	
BYE WEEK										
10/21	vs. Dallas	6	248	41.3	2	38.5	2	55	0	
10/28	at Chicago	3	77	25.7	0	22.0	0	36	0	
11/04	at Washington	5	161	32.2	0	33.0	3	49	0	
11/11	vs. Denver	9	451	50.1	1	36.2	1	59	0	
11/18	vs. Tampa Bay	6	274	45.7	1	39.8	1	55	0	
11/26	at Philadelphia	5	188	37.6	3	31.2	0	44	0	
12/02	at Kansas City	4	184	46.0	2	39.5	1	51	0	
12/09	vs. Atlanta	2	88	44.0	1	34.0	1	58	0	
12/16	at San Diego	4	158	39.5	2	28.8	1	44	0	
12/23	vs. Oakland	4	195	48.8	0	48.3	1	55	0	
12/30	at New Orleans	2	101	50.5	0	41.0	0	54	0	
2012 totals:		76	3,267	43.0	7	37.0	20	63	1	

PLAYER BIOS

75

JARED ODRICK

DEFENSIVE LINEMAN

6-5 305 LBS.

PENN STATE

BORN DECEMBER 31, 1987

LEBANON COUNTY, PENNSYLVANIA

ACQ: UNRESTRICTED FREE AGENT (MIAMI) 2015

EXP: 7TH YEAR



TRANSACTIONS

Originally drafted by Miami in the first round (28th overall) of the 2010 draft ... Signed by Jacksonville as an unrestricted free agent on 3/11/15

PRO (Games played/started - 87/63)

- Seventh-year DL joined Jacksonville prior to the 2015 season
- Spent first five seasons (2010-14) with Miami

2016 (w/ JAX - 6/6)

- **9/11 vs. G.B.:** Made five tackles (three solo) and one sack in team's season opener
- **9/18 at S.D.:** Started at DE
- **9/25 vs. BAL:** Inactive (elbow)
- **10/2 vs. IND:** Inactive (elbow)
- **10/16 at CHI:** Returned to the starting lineup at DE and made three tackles (two solo)
- **10/23 vs. OAK:** Started at DE
- **10/27 at TEN:** Inactive (quad)
- **11/6 at K.C.:** Inactive (ankle)
- **11/13 vs. HOU:** Started at DE and made one solo tackle
- **11/20 at DET:** Started at DE and had three solo tackles, one pass defended and one forced fumble
- **11/27 at BUF:** Inactive (shoulder)
- **12/4 vs. DEN:** Inactive (shoulder)

2015 (w/ JAX - 16/16)

Started and played in all 16 games and led the team with 5.5 sacks ... Totaled 29 tackles (23 solo), including 10 tackles for loss, three passes defended and one forced fumble

- **9/13 vs. CAR:** Made three tackles (three solo) in Jaguars debut
- **9/20 vs. MIA:** Made two solo tackles, one sack, one pass defended and one forced fumble
- **9/27 at N.E.:** Made two solo tackles, including a tackle for loss
- **10/11 at T.B.:** Recorded three tackles (one solo) and two QB hurries .
- **11/8 at NYJ:** Made two tackles (one solo), including one sack
- **11/19 vs. TEN:** Made a season-high four solo tackles, including two tackles for loss and one sack
- **11/29 vs. S.D.:** Had one solo tackle, including a tackle for loss and sack in his 75th consecutive game played
- **12/13 vs. IND:** Started at DE and made two tackles (two solo), including one tackle for loss
- **12/20 vs. ATL:** Recorded three solo tackles, including two tackles for loss, one sack, and one pass defended that resulted in a LB **Paul Posluszny** interception in the third quarter
- **1/3 at HOU:** Played in his 80th consecutive game and totaled four tackles (two solo) ... Credited with 0.5 sacks

2014 (w/ MIA - 16/16)

Started all 16 games for the first time in his career ... Played in all 16 games for the fourth consecutive season ... Totaled 29 tackles (23 solo), one sack, three tackles for loss, one forced fumble and one fumble recovery ... Part of Miami defense that ranked 12th in the NFL

- **9/21 vs. K.C.** Registered his only sack of the season and forced one fumble

2013 (w/ MIA - 16/5)

Played in all 16 games (five starts) ... Posted a career-high 42 tackles (33 solo), 4.5 sacks, nine tackles for loss and two passes defended

- **10/6 vs. BAL:** Posted a season-high six tackles (five solo)
- **10/27 at N.E.:** Registered a career-high 2.0 sacks, the only multi-sack game of his career
- **11/24 vs. CAR:** Started at RDE and made two solo tackles

2012 (w/ MIA - 16/12)

Appeared in all 16 games (12 starts) for the second consecutive season ... Season totals include 35 tackles (26 solo), 5.0 sacks, a career-high 12 tackles for loss and two passes defended ... Started the first nine games of the season at LDE

- Registered at least a half-sack in three consecutive games on **9/23 vs. NYJ** (0.5), **9/30 at ARI** (1.0) and **10/7 at CIN** (0.5)
- Posted a sack in back-to-back games on **12/9 at S.F.** and on **12/16 vs. JAX**

2011 (w/ MIA - 16/7)

Appeared in all 16 games (seven starts) for the first time in his career ... Posted a

career-high 6.0 sacks ... Season totals include 22 tackles (20 solo), five tackles for loss, two passes defended and one forced fumble

- **9/12 vs. N.E.:** Intercepted the only pass of his career in the season-opener
- **10/2 at S.D.:** Posted 1.0 sack
- Posted 1.0 sack in three consecutive games on **11/6 at K.C.**, on **11/13 vs. WAS** and on **11/20 vs. BUF**
- **1/1/12 vs. NYJ:** Finished the season with two solo tackles, including 1.0 sack on in the season finale

2010 (w/ MIA - 1/1)

- **9/12 at BUF:** Made his NFL debut in the season-opener on and started at RDE ... Finished with one solo tackle before suffering a leg injury ... Placed on injured reserve on Oct. 22

COLLEGE (at Penn State, 2006-09)

- Four-year letterman (2006-2009) and three-year starter at Penn State
- Career totals included 104 tackles (47 solo), 14.5 sacks and 25.5 tackles for loss
- As a senior in 2009, started all 13 games and was named a first-team All-America selection, first-team All-Big Ten selection and the coaches' Big Ten Defensive Player of the Year, becoming the first defensive lineman to win the honor since 1993
- Fourth player in school history to win Big Ten Defensive Player of the Year
- Majored in sociology

PERSONAL

- Attended Lebanon (Pa.) High School where he was a Parade and U.S. Army All-America selection as a senior
- First-team All-State and Big 33 selection
- Totaled 70 tackles, 5.0 sacks and 10 tackles for loss as a senior in 2005
- Registered 80 tackles, 8.0 sacks and 18 tackles for loss as a junior in 2004, in addition to playing on the offensive line
- Also lettered in basketball and track and field
- Full name is Jared Taylor Odrick
- Twitter handle is @JaredOdrick

REGULAR SEASON CAREER STATISTICS

YEAR	TEAM	GP/GS	TKL	SOLO	ASST	SACKS	FF	FR	PD	TFL	INT
2010	MIA	1/1	1	1	0	0.0	0	0	0	1	0
2011	MIA	16/7	22	20	2	6.0	1	0	2	5	1
2012	MIA	16/12	35	26	9	5.0	0	0	2	12	0
2013	MIA	16/5	42	33	9	4.5	1	0	2	9	0
2014	MIA	16/16	29	23	6	1.0	1	1	5	3	0
2015	JAX	16/16	29	23	6	5.5	1	0	3	10	0
2016	JAX	6/6	12	9	3	1.0	1	0	1	0	0
NFL totals: 7 yrs.		87/63	170	135	35	23.0	5	1	15	40	1

CAREER HIGHS

	GAME	SEASON
Tackles:	6 (10/6/13 vs. BAL)	42 (2013)
Sacks:	2.0 (10/27/13 at N.E.)	6.0 (2011)
Forced fumbles:	1 (five times; last: 11/20/16 at DET)	1 (2011, 2013-15)
Fumble recoveries:	1 (11/2/14 vs. S.D.)	1 (2014)
Passes defended:	2 (10/12/14 vs. G.B.)	5 (2014)
Tackles for loss:	4 (9/30/13 at N.O.)	12 (2012)
Interceptions:	1 (9/12/11 vs. N.E.)	1 (2011)

2016 GAME-BY-GAME STATISTICS

DATE	OPP	TKL	SOLO	ASST	ST	SACKS	FF	FR	PD	TFL	
09/11	vs. Green Bay	5	3	2	0	1.0	0	0	0	0	
09/18	at San Diego	0	0	0	0	0.0	0	0	0	0	
09/25	vs. Baltimore					ina					
10/02	vs. Indianapolis					ina					
BYE WEEK											
10/16	at Chicago	3	2	1	0	0.0	0	0	0	0	
10/23	vs. Oakland	0	0	0	0	0.0	0	0	0	0	
10/27	at Tennessee					ina					
11/06	at Kansas City					ina					
11/13	vs. Houston	1	1	0	0	0.0	0	0	0	0	
11/20	at Detroit	3	3	0	0	0.0	1	0	1	0	
11/27	at Buffalo					ina					
12/04	vs. Denver					ina					
12/11	vs. Minnesota										
12/18	at Houston										
12/24	vs. Tennessee										
01/01	at Indianapolis										
2016 totals:		12	9	3	0	1.0	1	0	1	0	

PLAYER BIOS

2015 GAME-BY-GAME STATISTICS

DATE	OPP	TKL	SOLO	ASST	SACKS	FF	FR	PD	TFL	INT
09/13	vs. Carolina	3	3	0	0.0	0	0	0	0	0
09/20	vs. Miami	2	2	0	1.0	1	0	1	0	0
09/27	at New England	2	2	0	0.0	0	0	0	1	0
10/04	at Indianapolis	1	0	1	0.0	0	0	0	0	0
10/11	at Tampa Bay	3	1	2	0.0	0	0	0	0	0
10/18	vs. Houston	0	0	0	0.0	0	0	1	0	0
10/25	vs. Buffalo	0	0	0	0.0	0	0	0	0	0
BYE WEEK										
11/08	at N.Y. Jets	2	1	1	1.0	0	0	0	1	0
11/15	at Baltimore	1	1	0	0.0	0	0	0	1	0
11/19	vs. Tennessee	4	4	0	1.0	0	0	0	2	0
11/29	vs. San Diego	1	1	0	1.0	0	0	0	1	0
12/06	at Tennessee	1	1	0	0.0	0	0	0	1	0
12/13	vs. Indianapolis	2	2	0	0.0	0	0	0	1	0
12/20	vs. Atlanta	3	3	0	1.0	0	0	1	2	0
12/27	at New Orleans	0	0	0	0.0	0	0	0	0	0
01/03	at Houston	4	2	2	0.5	0	0	0	0	0
2015 totals:		29	23	6	5.5	1	0	3	10	0

2014 GAME-BY-GAME STATISTICS

DATE	OPP	TKL	SOLO	ASST	SACKS	FF	FR	PD	TFL	INT
09/07	vs. New England	3	3	0	0.0	0	0	0	0	0
09/14	at Miami	3	1	2	0.0	0	0	0	0	0
09/21	vs. Kansas City	1	1	0	1.0	1	0	0	0	0
09/28	at Oakland	1	1	0	0.0	0	0	1	0	0
BYE WEEK										
10/12	vs. Green Bay	1	1	0	0.0	0	0	2	0	0
10/19	at Chicago	0	0	0	0.0	0	0	0	0	0
10/26	at Jacksonville	2	1	1	0.0	0	0	0	0	0
11/02	vs. San Diego	0	0	0	0.0	0	1	0	0	0
11/09	at Detroit	1	1	0	0.0	0	0	0	0	0
11/13	vs. Buffalo	1	1	0	0.0	0	0	1	1	0
11/23	at Denver	1	1	0	0.0	0	0	0	0	0
12/01	at N.Y. Jets	3	2	1	0.0	0	0	0	0	0
12/07	vs. Baltimore	4	3	1	0.0	0	0	0	0	0
12/14	at New England	1	0	1	0.0	0	0	1	0	0
12/21	vs. Minnesota	3	3	0	0.0	0	0	0	0	0
12/28	vs. N.Y. Jets	4	4	0	0.0	0	0	0	2	0
2014 totals:		29	23	6	1.0	1	1	5	3	0

2013 GAME-BY-GAME STATISTICS

DATE	OPP	TKL	SOLO	ASST	SACKS	FF	FR	PD	TFL	INT
09/08	at Cleveland	1	1	0	0.0	0	0	0	0	0
09/15	at Indianapolis	2	1	1	0.0	0	0	0	0	0
09/22	vs. Atlanta	2	2	0	0.0	0	0	0	0	0
09/30	at New Orleans	5	4	1	1.0	0	0	0	4	0
10/06	vs. Baltimore	6	5	1	0.0	0	0	1	0	0
BYE WEEK										
10/20	vs. Buffalo	2	2	0	0.0	0	0	0	1	0
10/27	at New England	4	2	2	2.0	0	0	0	2	0
10/31	vs. Cincinnati	1	0	1	0.5	0	0	0	0	0
11/11	at Tampa Bay	4	4	0	0.0	0	0	0	0	0
11/17	vs. San Diego	2	2	0	1.0	0	0	1	1	0
11/24	vs. Carolina	2	2	0	0.0	0	0	0	1	0
12/01	at N.Y. Jets	1	0	1	0.0	0	0	0	0	0
12/08	at Pittsburgh	2	1	1	0.0	0	0	0	0	0
12/15	vs. New England	1	0	1	0.0	0	0	0	0	0
12/22	at Miami	5	4	1	0.0	1	0	0	0	0
12/29	vs. N.Y. Jets	2	0	2	0.0	0	0	0	0	0
2013 totals:		42	33	9	4.5	1	0	2	9	0

2012 GAME-BY-GAME STATISTICS

DATE	OPP	TKL	SOLO	ASST	SACKS	FF	FR	PD	TFL	INT
09/09	at Houston	2	0	2	0.0	0	0	0	0	0
09/16	vs. Oakland	1	0	1	0.0	0	0	0	0	0
09/23	vs. N.Y. Jets	2	1	1	0.5	0	0	0	0	0
09/30	at Arizona	3	3	0	1.0	0	0	0	1	0
10/07	at Cincinnati	2	0	2	0.0	0	0	0	0	0
10/13	vs. St. Louis	2	0	2	0.0	0	0	1	1	0
BYE WEEK										
10/28	at N.Y. Jets	2	0	2	0.0	0	0	0	0	0
11/04	at Indianapolis	4	3	1	0.0	0	0	0	1	0
11/11	vs. Tennessee	1	1	0	0.0	0	0	0	1	0
11/15	at Buffalo	3	1	2	0.0	0	0	0	1	0
11/25	vs. Seattle	4	4	0	1.0	0	0	0	2	0
12/02	vs. New England	1	1	0	0.0	0	0	0	0	0
12/09	at San Francisco	4	3	1	1.0	0	0	0	1	0
12/16	vs. Jacksonville	2	2	0	1.0	0	0	0	1	0
12/23	vs. Buffalo	1	1	0	0.0	0	0	0	0	0
12/30	at Miami	1	1	0	0.0	0	0	0	1	0
2012 totals:		35	26	9	5.0	0	0	2	12	0

2011 GAME-BY-GAME STATISTICS

DATE	OPP	TKL	SOLO	ASST	SACKS	FF	FR	PD	TFL	INT
09/12	vs. New England	2	2	0	0.0	0	0	1	0	1
09/18	vs. Houston	3	2	1	0.0	0	0	0	0	0
09/25	at Cleveland	0	0	0	0.0	0	0	0	0	0
10/02	at San Diego	2	2	0	0.0	1	0	0	1	0
BYE WEEK										
10/17	at N.Y. Jets	0	0	0	0.0	0	0	0	0	0
10/23	vs. Denver	3	3	0	1.0	0	0	0	1	0
10/30	at N.Y. Giants	0	0	0	0.0	0	0	0	0	0
11/06	at Kansas City	1	1	0	1.0	0	0	0	0	0
11/13	vs. Washington	1	1	0	1.0	0	0	0	1	0
11/20	vs. Buffalo	3	2	1	1.0	0	0	0	1	0
11/24	at Dallas	0	0	0	0.0	0	0	0	0	0
12/04	vs. Oakland	0	0	0	0.0	0	0	0	0	0
12/11	vs. Philadelphia	2	2	0	0.0	0	0	1	0	0
12/18	at Buffalo	2	2	0	1.0	0	0	0	1	0
12/24	at Miami	1	1	0	0.0	0	0	0	0	0
01/01	vs. N.Y. Jets	2	2	0	1.0	0	0	0	0	0
2011 totals:		22	20	2	6.0	1	0	2	5	1

2010 GAME-BY-GAME STATISTICS

DATE	OPP	TKL	SOLO	ASST	SACKS	FF	FR	PD	TFL	INT
09/12	at Buffalo	1	1	0	0.0	0	0	0	0	0
09/19	at Minnesota	ina								
09/26	vs. N.Y. Jets	ina								
10/04	vs. New England	ina								
BYE WEEK										
10/17	at Green Bay	ina								
10/24	vs. Pittsburgh	ina								
10/31	at Cincinnati	ina								
11/07	at Baltimore	ina								
11/14	vs. Tennessee	ina								
11/18	vs. Chicago	ina								
11/28	at Oakland	IR								
12/05	vs. Cleveland	IR								
12/12	at N.Y. Jets	IR								
12/19	vs. Buffalo	IR								
12/26	vs. Detroit	IR								
01/02	at New England	IR								
2010 totals:		1	1	0	0.0	0	0	0	0	0

PLAYER BIOS

78 JERMEY PARNELL

OFFENSIVE TACKLE

6-6 315 LBS.

MISSISSIPPI

BORN JULY 20, 1986

BLYTHEVILLE, ARKANSAS

ACQ: UNRESTRICTED FREE AGENT (DALLAS) 2015

EXP: 6TH YEAR



TRANSACTIONS

Originally signed by New Orleans as an undrafted rookie on 5/4/09 ... Waived on 9/4/09 ... Signed by New Orleans to the practice squad on 9/6/09 ... Waived on 9/4/10 ... Claimed off waivers by Miami on 9/5/10 ... Waived on 9/25/10 ... Signed by New Orleans to the practice squad on 9/28/10 ... Signed by Dallas to the 53-man roster on 10/24/10 ... Signed by Jacksonville as an unrestricted free agent on 3/11/15

PRO (Games played/started - 81/34)

- Sixth-year OT spent time with New Orleans, Miami and Dallas before signing with Jacksonville on 3/11/15
- Blocked for NFL's leading rusher RB **DeMarco Murray** in 2014 and did not allow a sack at RT
- Began career as an undrafted free agent with New Orleans in 2009

2016 (w/ JAX - 12/12)

- **9/11 vs. G.B.:** Started at RT in his 70th career game
- **9/18 at S.D.:** Started at RT
- **9/25 vs. BAL:** Started at RT
- **10/2 vs. IND:** Started at RT and played in all 72 offensive snaps, helping the team rush for 136 yards
- **10/16 at CHI:** Started at RT
- **10/23 vs. OAK:** Started at RT
- **10/27 at TEN:** Started at RT
- **11/6 at K.C.:** Started at RT, helping the team rush for a season-high 205 yards
- **11/13 vs. HOU:** Started at RT
- **11/20 at DET:** Started at RT and was part of an offensive line that did not allow a sack
- **11/27 at BUF:** Started at RT and helped the team rush for 183 yards
- **12/4 vs. DEN:** Started at RT and helped the team rush for 154 yards

2015 (w/ JAX - 15/15)

Played in 15 games with a career-high 15 starts at RT

- **9/13 vs. CAR:** Made his Jaguars debut at RT in team's season opener
- **9/20 vs. MIA:** Started at RT, helped the Jaguars rush for 123 yards and did not allow a sack
- **10/4 at IND:** Started at RT, helping RB **T.J. Yeldon** rush for 100+ yards
- **10/25 vs. BUF:** Started at RT, helping RB T.J. Yeldon rush for a season-high 115 yards
- **12/13 vs. IND:** Started at RT, helping the Jaguars rush for a season-high 154 yards

2014 (w/ DAL - 16/5)

Appeared in all 16 games with a career-high five starts at RT ... Also saw time on special teams and as extra OL in jumbo packages ... Had only one penalty for five yards ... Did not allow a sack ... Part of OL that ranked ninth in the NFL with 30 sacks allowed ... Blocked for Pro Bowl QB **Tony Romo** who led NFL in passer rating (113.2), completion percentage (69.9) and yards-per-attempt (8.52) ... Part of OL that blocked for NFL rushing leader RB **DeMarco Murray** who set franchise record with 1,845 rushing yards and NFL-high 2,261 yard from scrimmage ... Cowboys finished season ranked second in rushing yards per game (147.1)

- **10/19 vs. NYG:** Made first start of the season in place of OL **Doug Free** and blocked for DeMarco Murray's seventh consecutive 100-yard game, the first player in NFL history with seven straight 100-yard games to open a season
- **1/4 vs. DET:** Made postseason debut with a start at RT

2013 (w/ DAL - 16/1)

Played in all 16 games for the second consecutive season and made one start ... Saw most of his action in jumbo packages and on special teams

2012 (w/ DAL - 16/1)

Saw action in all 16 games for the first time in his career ... Rotated series at RT with Doug Free for the last two months of the season

- **11/22 vs. WAS:** Made first career start

2011 (w/ DAL - 6/0)

Saw action in six games, mainly on special teams

2010 (w/ MIA - 0/0; w/ DAL - 0/0)

Spent the preseason with New Orleans before he was waived on final cuts ... Was claimed off waivers by Miami on Sept. 5 and waived on Sept. 25 ... Signed by New

Orleans to practice squad on Sept. 28 before he was signed to Dallas' 53-man roster on Oct. 14 ... Was inactive for all 12 games with the Cowboys

2009 (w/ NO - ps)

Spent the entire regular season on New Orleans' practice squad after signing as a rookie free agent

COLLEGE (at Mississippi, 2006-09)

- Played only one season of collegiate football
- Saw action as a senior for the first time since eighth grade and played in five games as a defensive lineman
- Was a four-year letterman for the Rebels basketball team
- Played in 30 games with seven starts as a senior, averaging 3.7 points and 3.3 rebounds while ranking second on the team with 22 blocked shots
- Majored in art

PERSONAL

- Attended Gosnell High School in Arkansas
- Two-time first-team all-state selection in basketball
- Averaged 21 points, 13 rebounds, five assists and four blocks a game as a senior
- Played summer basketball in China in 2005 and 2006, and also played AAU with the Arkansas Wings

PLAYER BIOS

51

PAUL POSLUSZNY



LINEBACKER

6-2 240 LBS.


PENN STATE

BORN OCTOBER 10, 1984

ALTIQUIPPA, PENNSYLVANIA

ACQ: UNRESTRICTED FREE AGENT (BUFFALO) 2011

EXP: 10TH YEAR



TRANSACTIONS

Originally drafted by Buffalo in the second round (34th overall) of the 2007 draft ... Signed by Jacksonville as an unrestricted free agent on 7/29/11

PRO (Games played/started - 125/125)

- Tenth-year LB is in his sixth season with the Jaguars
- Has registered 877 tackles as a Jaguar, the second-most in franchise history
- Voted to Pro Bowl in 2013
- Owns two of the four highest tackle totals in Jaguars history as he compiled 192 tackles in 2011, the fourth-most for a season

2016 (w/ JAX - 12/12)

- **9/11 vs. G.B.:** Made five tackles (four solo) at MLB in the team's season opener
- **9/18 at S.D.:** Started at MLB and tallied a team-high 11 tackles (six solo)
- **9/25 vs. BAL:** Posted a team-high 12 tackles (10 solo) and his 15th career INT
- **10/2 vs. IND:** Started at MLB and recorded seven tackles (five solo) and a tackle for a loss ... Posted his second career multi-sack game (1.5 sacks)
- **10/16 at CHI:** Led the team with 11 tackles (10 solo), including one tackle for loss
- **10/23 vs. OAK:** Finished second on the team with eight tackles (seven solo), including one tackle for loss
- **10/27 at TEN:** Finished third on the team with 10 tackles (six solo)
- **11/6 at K.C.:** Led the team with 10 tackles (six solo) and registered one QB hit
- **11/13 vs. HOU:** Started at MLB and tallied five tackles (four solo)
- **11/20 at DET:** Started at MLB and made six tackles (five solo), including one tackle for loss
- **11/27 at BUF:** Started at MLB and tallied six tackles (five solo), including two tackles for loss
- **12/4 vs. DEN:** Started at MLB and made six solo tackles

2015 (w/ JAX - 14/14)

Started and played in 14 games, missing two games because of ankle and hand injuries ... Led the team with 133 tackles (103 solo), the seventh time in the last eight seasons that he's tallied 100+ tackles ... Tied for the team lead (LB **Telvin Smith**) with 13 tackles for loss, the most by a Jaguars LB since LB **Kevin Hardy's** 13 tackles for loss in 1999 ... Tied a career-high with three INTs

- **9/13 vs. CAR:** In his 100th game and start, made nine tackles (eight solo) and recorded a 19-yard interception return in the second quarter
- **9/20 vs. MIA:** Made seven solo tackles and registered one QB hurry
- **9/27 at N.E.:** Made a game-high 18 tackles (14 solo)
- **10/18 vs. HOU:** Made 10 tackles (nine solo), including two tackles for loss
- **10/25 vs. BUF:** Made seven tackles (six solo), including one tackle for loss ... Added his 13th career interception
- **11/8 at NYJ:** Made seven tackles (three solo), including one tackle for loss
- **11/15 at BAL:** Was second on the team with 10 tackles (six solo) and recorded one pass defended
- **11/29 vs. S.D.:** Led the team with 11 tackles (11 solo), including a season-high three tackles for loss
- **12/6 at TEN:** Led the team with 13 tackles (10 solo), including two tackles for loss ... Exited the game in the fourth quarter with a hand injury
- **12/20 vs. ATL:** Tallied a team-high 10 tackles (nine solo), including two tackles for loss, one interception and one pass defended
- **12/27 at N.O.:** Posted nine tackles (seven solo), and 1.0 sack and one pass defended
- **1/3 at HOU:** Started at MLB and made 10 tackles (four solo)

2014 (w/ JAX - 7/7)

Started the first seven games at MLB before suffering a season-ending torn pectoral muscle on Oct. 19 vs. Cleveland ... Ranked fifth on the club with 69 tackles (47 solo), two sacks, one pass defended, two tackles for loss, three QB hits and one fumble recovery

- **9/7 at PHI:** Started at MLB in season-opener and paced team with 12 tackles (11 solo) ... Left the game in the third quarter with a knee injury but returned to the game
- **9/14 at WAS:** Ranked second on the team with seven tackles (four solo)
- **9/21 at IND:** Led team with 11 tackles (seven solo)
- **9/28 at S.D.:** Registered a game-high 11 tackles (9 solo)
- **10/5 vs. PIT:** Totaled a team-high 12 tackles (nine solo) along with one sack, one tackle for loss, one QB hit and a pass defended
- **10/19 vs. CLE:** Registered a game-high 12 tackles (five solo) along with one sack, one tackle for loss, one QB hit and one fumble recovery ... Suffered a torn pectoral

muscle in the second half

- **10/21:** Placed on injured reserve

2013 (w/ JAX - 15/15)

Replaced injured LB **NaVarro Bowman** on the Pro Bowl roster ... Started 15 games at LB and led the Jaguars for the third consecutive season with 161 tackles (121 solo) and tied for team lead with two INTs ... The 161 tackles ranked second in the NFL ... Added a career-high 3.0 sacks and 10 passes defended along with six tackles for loss, two forced fumbles, one fumble recovery and seven QB pressures ... Played 1,038 snaps, the second-most on the team

- **9/15 at OAK:** Posted nine tackles, one sack, one QB hit and one pass defended ... Sacked QB **Terrelle Pryor** in the fourth quarter
- **9/22 at SEA:** Registered a game-high 12 tackles (five solo) along with an INT, one tackle for loss and one pass defended ... Intercepted QB **Russell Wilson** in the third quarter to set up a Jaguars TD
- **10/13 at DEN:** Intercepted QB **Peyton Manning** with 36 seconds remaining in the first half and returned it 59 yards for his first career TD ... Marked the fourth-longest return in team history and longest by a LB
- **10/20 vs. S.D.:** Totaled a season-high 14 tackles (13 solo)
- **10/27 vs. S.F.:** Made a team-high 12 tackles (10 solo)
- **11/10 at TEN:** Forced a fumble of RB **Chris Johnson** on the first play from scrimmage and recovered it to set up a Jaguars TD
- **11/17 vs. ARI:** Inactive (concussion), marking first missed game as a Jaguar
- **11/24 at HOU:** Returned to the lineup and posted a game-high 14 tackles (11 solo) along with two tackles for loss, one QB hit and one pass defended
- **12/1 at CLE:** Paced team with 11 tackles (seven solo), two tackles for loss, a half sack, one QB hit and one pass defended. Split a sack with DE **Jason Babin** in the third quarter
- **12/5 vs. HOU:** Posted double-digit tackles for the third straight game, finishing with a team-high 13 stops (10 solo) along with one tackle for loss and one QB hit
- **12/15 vs. BUF:** Led team with 13 tackles (nine solo) including a sack of QB **E.J. Manuel** in the first quarter ... Set single-season career-high for sacks (2.5)
- **12/22 vs. TEN:** Tallied a game-high 13 tackles (10 solo), his fifth straight game with double-digit tackles ... Split a sack of QB **Ryan Fitzpatrick** with DT **Abry Jones** in the first quarter

2012 (w/ JAX - 16/16)

Started all 16 games for the second consecutive season and third time overall ... Led team with a single-season franchise record 231 tackles, surpassing the previous mark of 230 set by LB **Hardy Nickerson** in 2001 ... Matched his career-high two sacks and three INTs ... Added two forced fumbles and four passes defended ... Had double-digit tackles in 15 of 16 games

- **9/9 at MIN:** Registered 16 tackles (10 solo) with one tackle for loss
- **9/16 vs. HOU:** Logged 17 tackles (10 solo) with one tackle for loss
- **9/23 at IND:** Intercepted a QB **Andrew Luck** pass in the third quarter and returned it 13 yards before a lateral to S **Dawan Landry** added nine yards
- **11/4 vs. DET:** Led team with 17 tackles (12 solo)
- **11/18 at HOU:** Forced an RB **Arian Foster** fumble in the third quarter, intercepted QB **Matt Schaub** in the fourth quarter and finished with a team-high 18 tackles
- **11/25 vs. TEN:** Caused a RB **Chris Johnson** fumble in the fourth quarter
- **12/2 at BUF:** Intercepted QB **Ryan Fitzpatrick** in the second quarter and made a team-high 13 tackles (five solo) with two QB pressures
- **12/9 vs. NYJ:** Totaled a team-high 17 tackles (10 solo)
- **12/16 at MIA:** Registered a career-high 21 tackles (15 solo), tied for the fifth-most in franchise history
- **12/23 vs. N.E.:** Had 11 tackles (eight solo) with two QB pressures
- **12/30 at TEN:** Totaled 13 tackles (nine solo) with a career-high two sacks, two tackles for loss and one pass defended

2011 (w/ JAX - 16/16)

Started all 16 games at MLB in his first season with the Jaguars ... Led club with 192 tackles (132 solo) and ranked second with nine tackles for loss ... The 192 tackles ranked as second-most in franchise history and marked his fourth straight season with 100-plus tackles ... Tied for the team-lead with two INTs ... Added seven QB pressures, one forced fumble, two passes defended and two sacks ... Played major role on defense that ranked sixth in the NFL (313.0-yard average), the highest ranking for the club since 2006 (2nd) ... Recorded double-digit tackles in 11 of 16 games

- **9/11 vs. TEN:** Did not miss a snap and had four tackles and one pass defended in his Jaguars debut
- **9/18 at NYJ:** Led team with 14 tackles
- **10/2 vs. N.O.:** Posted a team-high 16 tackles (13 solo) along with one sack, one tackle for loss and one pass defended
- **10/9 vs. CIN:** Tallied a team-high 15 tackles while not missing a snap
- **10/16 at PIT:** Returned to home state and registered a career-high 19 tackles and one tackle for loss
- **10/30 at HOU:** Paced team with 15 tackles (eight solo), one tackle for loss and one QB pressure
- **11/13 at IND:** Intercepted QB **Curtis Painter** in the fourth quarter and split a sack with DL **John Chick** of Painter in the second quarter ... Totaled 11 tackles (eight solo) and one tackle for loss
- **11/20 at CLE:** Split a sack with DL **Matt Roth** in the third quarter and led team with 13 tackles (six solo)
- **11/27 vs. HOU:** Forced a fumble by RB **Arian Foster** in the first quarter that was scooped up by CB **Ashton Youboty** and returned 38 yards for a TD

PLAYER BIOS

- **12/11 vs. T.B.:** Intercepted QB **Josh Freeman** in the third quarter and paced team with 12 tackles
- **1/1 vs. IND:** Compiled six tackles before leaving game with a shoulder injury

2010 (w/ BUF - 14/14)

Started 13 games at MLB ... Led team with career-high 140 tackles (95 solo) along with a career-high two sacks, five QB pressures and three passes defended ... Had eight double-digit tackle games

- **9/12 vs. MIA:** Opened season with eight tackles, one tackle for loss and second career sack
- **10/10 vs. JAX:** Led team with 13 tackles
- **10/31 at K.C.:** Registered a career-high 18 tackles along with one QB hit and one pass defended
- **12/5 at MIN:** Paced team with 15 tackles including two tackles for loss and a sack

2009 (w/ BUF - 12/12)

Started 12 games at MLB ... Voted team captain ... Totaled 115 tackles (92 solo), one sack, three INTs, four passes defended and three forced fumbles ... Tied for second among NFL LBs with three INTs and was first Bills LB with three INTs in a season since 2006

- **10/18 at NYJ:** Returned from injury and recorded nine tackles, one tackle for loss, one QB hit and an INT ... Intercepted QB **Mark Sanchez** in overtime which led to the game-winning FG
- **11/1 vs. HOU:** Forced a fumble and accumulated nine tackles
- **12/3 vs. NYJ:** Recorded first career sack which included a forced fumble
- **12/20 vs. N.E.:** Tied for a team-high with nine tackles on and had an INT in the first quarter ... Became first Bills LB to post INTs in consecutive games since LB **Bryce Paup** in 1995

2008 (w/ BUF - 16/16)

Started all 16 games ... Led team with 129 tackles (90 solo) ... Added four QB pressures, one INT, seven passes defended, one forced fumble and one fumble recovery

- **9/7 vs. SEA:** Opened season with seven tackles
- **9/14 vs. OAK:** Recovered first career fumble
- **9/28 at STL:** Led the team in tackles with 12
- **10/26 at MIA:** Recorded first career forced fumble
- **12/14 at NYJ:** Registered first career INT

2007 (w/ BUF - 3/3)

Started three games as a rookie before suffering a season-ending forearm injury in week three ... Became first Bills rookie MLB to start the season-opener since Shane Conlan in 1987

- **9/9 vs. DEN:** Started first career game and tied for team lead with 11 tackles
- **9/16 at PIT:** Led team in tackles with 12
- **9/23 at N.E.:** Totaled three tackles before leaving game with an arm injury

COLLEGE (at Penn State, 2003-06)

- Finished career with a school-record 372 tackles
- Started 37 of 44 games
- First player ever to record 100-plus tackles three times in a college career
- Two-time winner of the Bednarik Award for best defensive player in the nation, joining Pat Fitzgerald of Northwestern as the only players to win the award twice
- Won Dick Butkus Award for nation's top LB as a junior
- Selected as first-team All-America by the Associated Press, Walter Camp, and the NFL Draft Report
- Graduated in three and a half years with a degree in finance

PERSONAL

- Married (Elizabeth Johnson) with one daughter, London Noelle
- Attended Hopewell High (Pa.) where he lettered in football, basketball and baseball
- Led team to WPIAL and Pennsylvania Class AAA championships as a senior
- Served as team captain
- Totaled 88 tackles and six sacks at LB and set school records with 1,575 rushing yards and 15 TDs as RB
- Named Pittsburgh Post-Gazette, Pittsburgh Tribune-Review and Pittsburgh Athletic Association Player of the Year as senior
- Graduated 17th in his class of 220 with a 3.8 GPA
- Went on a 10-day trip to Iraq to visit military troops in January 2008
- Brother, Stan, played baseball at West Virginia
- Younger brother, David, played football at Notre Dame
- Interned at UBS Financial Services in Pittsburgh during 2010 offseason
- Full name: Paul Michael Posluszny, pronounced puz-LUZ-nee.

REGULAR SEASON CAREER STATISTICS

YEAR	TEAM	GP/GS	TKL	SOLO	ASST	ST	SACKS	FF	FR	PD
2007	BUF	3/3	26	20	6	1	0.0	0	0	0
2008	BUF	16/16	129	90	39	0	0.0	1	1	7
2009	BUF	12/12	110	87	23	0	1.0	3	0	4
2010	BUF	14/14	151	103	48	0	2.0	0	0	3
2011	JAX	16/16	192*	132*	*60	0	2.0	1	0	2
2012	JAX	16/16	231*	152*	79	0	2.0	2	0	4
2013	JAX	15/15	161*	121*	40	0	3.0	1	1	9
2014	JAX	7/7	69	47	22	0	2.0	0	1	1
2015	JAX	14/14	133*	103*	30	0	1.0	0	0	6
2016	JAX	12/12	97	74	23	0	1.5	0	0	1
NFL totals:		10 yrs. 125/125	1,299	929	370	1	14.5	8	3	37

* team leader

INTERCEPTIONS

YEAR	TEAM	NO	YDS	AVG	LG	TD
2007	BUF	0	0	0.0	0	0
2008	BUF	1	9	9.0	9	0
2009	BUF	3	20	6.7	17	0
2010	BUF	0	0	0.0	0	0
2011	JAX	2	2	1.0	2	0
2012	JAX	3	20	6.7	13	0
2013	JAX	2	69	34.5	59t	1
2014	JAX	0	0	0.0	0	0
2015	JAX	3	25	8.3	19	0
2016	JAX	1	0	0.0	0	0
NFL totals:		15	145	11.6	59t	1

CAREER HIGHS

	GAME	SEASON
Tackles:	21 (12/16/12 vs. MIA)	231 (2012)
Sacks:	2.0 (12/30/12 at TEN)	3.0 (2013)
Forced fumbles:	1 (eight times, last: 11/10/13 at TEN)	3 (2009)
Fumble recoveries:	1 (three times, last: 10/19/14 vs. CLE)	1 (2008, 2013-14)
Passes defended:	3 (10/6/13 at STL)	9 (2013)
Interceptions:	1 (15 times, last: 9/25/16 vs. BAL)	3 (2009, 12, 15)

2016 GAME-BY-GAME STATISTICS

DATE	OPP	TKL	SOLO	ASST	TFL	SACKS	ST	FF	FR	INT	PD
09/11	vs. Green Bay	5	4	1	0	0.0	0	0	0	0	0
09/18	at San Diego	11	6	5	0	0.0	0	0	0	0	0
09/25	vs. Baltimore	12	10	2	0	0.0	0	0	0	1	1
10/02	vs. Indianapolis	7	5	2	1	1.5	0	0	0	0	0
BYE WEEK											
10/16	at Chicago	11	10	1	1	0.0	0	0	0	0	0
10/23	vs. Oakland	8	7	1	1	0.0	0	0	0	0	0
10/27	at Tennessee	10	6	4	0	0.0	0	0	0	0	0
11/06	at Kansas City	10	6	4	0	0.0	0	0	0	0	0
11/13	vs. Houston	5	4	1	0	0.0	0	0	0	0	0
11/20	at Detroit	6	5	1	1	0.0	0	0	0	0	0
11/27	at Buffalo	6	5	1	2	0.0	0	0	0	0	0
12/04	vs. Denver	6	6	0	0	0.0	0	0	0	0	0
12/11	vs. Minnesota										
12/18	at Houston										
12/24	vs. Tennessee										
01/01	at Indianapolis										
2016 totals:		97	74	23	6	1.5	0	0	0	1	1

2015 GAME-BY-GAME STATISTICS

DATE	OPP	TKL	SOLO	ASST	TFL	SACKS	ST	FF	FR	INT	PD
09/13	vs. Carolina	9	8	1	0	0.0	0	0	0	1	2
09/20	vs. Miami	7	7	0	0	0.0	0	0	0	0	0
09/27	at New England	18	14	4	0	0.0	0	0	0	0	0
10/04	at Indianapolis	5	4	1	1	0.0	0	0	0	0	0
10/11	at Tampa Bay					ina					
10/18	vs. Houston	10	9	1	2	0.0	0	0	0	0	0
10/25	vs. Buffalo	7	6	1	1	0.0	0	0	0	1	1
BYE WEEK											
11/08	at N.Y. Jets	7	3	4	1	0.0	0	0	0	0	0
11/15	at Baltimore	10	6	4	0	0.0	0	0	0	0	1
11/19	vs. Tennessee	7	7	0	0	0.0	0	0	0	0	0
11/29	vs. San Diego	11	11	0	3	0.0	0	0	0	0	0
12/06	at Tennessee	13	10	3	2	0.0	0	0	0	0	0
12/13	vs. Indianapolis					ina					
12/20	vs. Atlanta	10	9	1	2	0.0	0	0	0	1	1
12/27	at New Orleans	9	5	4	1	1.0	0	0	0	0	1
01/03	at Houston	10	4	6	0	0.0	0	0	0	0	0
2015 totals:		133	103	30	13	1.0	0	0	0	3	6

PLAYER BIOS

2014 GAME-BY-GAME STATISTICS

DATE	OPP	TKL	SOLO	ASST	TFL	SACKS	ST	FF	FR	INT	PD
09/07	at Philadelphia	12	11	1	0	0.0	0	0	0	0	0
09/14	at Washington	7	4	3	0	0.0	0	0	0	0	0
09/21	vs. Indianapolis	11	7	4	0	0.0	0	0	0	0	0
09/28	at San Diego	11	9	2	0	0.0	0	0	0	0	0
10/05	vs. Pittsburgh	12	9	3	1	1.0	0	0	0	0	1
10/12	at Tennessee	4	2	2	0	0.0	0	0	0	0	0
10/19	vs. Cleveland	12	5	7	1	1.0	0	0	1	0	0
10/26	vs. Miami					IR					
11/02	at Cincinnati					IR					
11/09	vs. Dallas					IR					
	BYE WEEK										
11/23	at Indianapolis					IR					
11/30	vs. N.Y. Giants					IR					
12/07	vs. Houston					IR					
12/14	at Baltimore					IR					
12/18	vs. Tennessee					IR					
12/28	at Houston					IR					
2014 totals:		69	47	22	2	2.0	0	0	1	0	1

2013 GAME-BY-GAME STATISTICS

DATE	OPP	TKL	SOLO	ASST	TFL	SACKS	ST	FF	FR	INT	PD
09/08	vs. Kansas City	10	10	0	0	0.0	0	0	0	0	0
09/15	at Oakland	9	4	5	0	1.0	0	0	0	0	1
09/22	at Seattle	12	5	7	1	0.0	0	0	0	1	1
09/29	vs. Indianapolis	9	8	1	0	0.0	0	0	0	0	1
10/06	at St. Louis	7	6	1	0	0.0	0	0	0	0	3
10/13	at Denver	7	7	0	0	0.0	0	0	0	1	1
10/20	vs. San Diego	14	13	1	0	0.0	0	0	0	0	0
10/27	vs. San Francisco	12	10	2	0	0.0	0	0	0	0	0
	BYE WEEK										
11/10	at Tennessee	8	5	3	0	0.0	0	1	1	0	0
11/17	vs. Arizona					ina					
11/24	at Houston	14	11	3	2	0.0	0	0	0	0	1
12/01	at Cleveland	11	7	4	2	0.5	0	0	0	0	1
12/05	vs. Houston	13	10	3	1	0.0	0	0	0	0	0
12/15	vs. Buffalo	13	9	4	0	1.0	0	0	0	0	0
12/22	vs. Tennessee	13	10	3	0	0.5	0	0	0	0	0
12/29	at Indianapolis	9	6	3	0	0.0	0	0	0	0	0
2013 totals:		161	121	40	6	3.0	0	1	1	2	9

2012 GAME-BY-GAME STATISTICS

DATE	OPP	TKL	SOLO	ASST	TFL	SACKS	ST	FF	FR	INT	PD
09/09	at Minnesota	16	10	5	1	0.0	0	0	0	0	1
09/16	vs. Houston	17	10	7	1	0.0	0	0	0	0	0
09/23	at Indianapolis	11	10	1	0	0.0	0	0	0	1	1
09/30	vs. Cincinnati	15	13	2	0	0.0	0	0	0	0	0
10/07	vs. Chicago	14	8	6	0	0.0	0	0	0	0	0
	BYE WEEK										
10/21	at Oakland	12	8	4	1	0.0	0	0	0	0	1
10/28	at Green Bay	8	2	6	0	0.0	0	0	0	0	0
11/04	vs. Detroit	17	12	5	0	0.0	0	0	0	0	0
11/08	vs. Indianapolis	15	8	7	0	0.0	0	0	0	0	0
11/18	at Houston	18	15	3	0	0.0	0	1	0	1	0
11/25	vs. Tennessee	13	9	4	1	0.0	0	1	0	0	0
12/02	at Buffalo	13	5	8	2	0.0	0	0	0	1	0
12/09	vs. N.Y. Jets	17	10	7	0	0.0	0	0	0	0	0
12/16	at Miami	21	15	6	0	0.0	0	0	0	0	0
12/23	vs. New England	11	8	3	0	0.0	0	0	0	0	0
12/30	at Tennessee	13	9	4	2	2.0	0	0	0	0	1
2012 totals:		231	152	79	8	2.0	0	2	0	3	4

2011 GAME-BY-GAME STATISTICS

DATE	OPP	TKL	SOLO	ASST	TFL	SACKS	ST	FF	FR	INT	PD
09/11	vs. Tennessee	4	3	1	0	0.0	0	0	0	0	1
09/18	at N.Y. Jets	14	11	3	0	0.0	0	0	0	0	0
09/25	at Carolina	12	8	4	1	0.0	0	0	0	0	0
10/02	vs. New Orleans	16	13	3	1	1.0	0	0	0	0	1
10/09	vs. Cincinnati	15	10	5	0	0.0	0	0	0	0	0
10/16	at Pittsburgh	19	16	3	1	0.0	0	0	0	0	0
10/24	vs. Baltimore	5	5	0	1	0.0	0	0	0	0	0
10/30	at Houston	15	8	7	1	0.0	0	0	0	0	0
	BYE WEEK										
11/13	at Indianapolis	11	8	3	1	0.5	0	0	0	1	0
11/20	at Cleveland	13	6	7	1	0.5	0	0	0	0	0
11/27	vs. Houston	14	8	6	2	0.0	0	1	0	0	0
12/05	vs. San Diego	14	11	3	0	0.0	0	0	0	0	0
12/11	vs. Tampa Bay	12	9	3	0	0.0	0	0	0	1	0
12/15	at Atlanta	15	8	7	0	0.0	0	0	0	0	0
12/24	at Tennessee	7	5	2	0	0.0	0	0	0	0	0
01/01	vs. Indianapolis	6	3	3	0	0.0	0	0	0	0	0
2011 totals:		192	132	60	9	2.0	0	1	0	2	2

2010 GAME-BY-GAME STATISTICS

DATE	OPP	TKL	SOLO	ASST	TFL	SACKS	ST	FF	FR	INT	PD
09/12	vs. Miami	8	6	2	1	1.0	0	0	0	0	0
09/19	at Green Bay					ina					
09/26	at New England					ina					
10/03	vs. N.Y. Jets	12	8	4	0	0.0	0	0	0	0	0
10/10	vs. Jacksonville	13	8	5	0	0.0	0	0	0	0	0
	BYE WEEK										
10/24	at Baltimore	5	4	1	0	0.0	0	0	0	0	1
10/31	at Kansas City	17	11	6	0	0.0	0	0	0	0	1
11/07	vs. Chicago	10	6	4	0	0.0	0	0	0	0	0
11/14	vs. Detroit	13	11	2	1	0.0	0	0	0	0	0
11/21	at Cincinnati	10	6	4	1	0.0	0	0	0	0	1
11/28	vs. Pittsburgh	8	6	2	0	0.0	0	0	0	0	0
12/05	at Minnesota	15	11	4	2	1.0	0	0	0	0	0
12/12	vs. Cleveland	9	6	3	0	0.0	0	0	0	0	0
12/19	at Miami	6	5	1	0	0.0	0	0	0	0	0
12/26	vs. New England	13	7	6	0	0.0	0	0	0	0	0
01/02	at N.Y. Jets	12	8	4	1	0.0	0	0	0	0	0
2010 totals:		151	103	48	6	2.0	0	0	0	0	3

2009 GAME-BY-GAME STATISTICS

DATE	OPP	TKL	SOLO	ASST	TFL	SACKS	ST	FF	FR	INT	PD
09/14	at New England	6	6	0	0	0.0	0	0	0	0	0
09/20	vs. Tampa Bay					ina					
09/27	vs. New Orleans					ina					
10/04	at Miami					ina					
10/11	vs. Cleveland					ina					
10/18	at N.Y. Jets	9	6	3	1	0.0	0	0	0	1	1
10/25	at Carolina	11	9	2	0	0.0	0	0	0	0	0
11/01	vs. Houston	9	5	4	0	0.0	0	1	0	0	0
	BYE WEEK										
11/15	at Tennessee	12	10	2	1	0.0	0	0	0	0	0
11/22	at Jacksonville	12	11	1	0	0.0	0	1	0	0	0
11/29	vs. Miami	10	6	4	0	0.0	0	0	0	0	1
12/03	vs. N.Y. Jets	5	5	0	0	1.0	0	1	0	0	0
12/13	at Kansas City	9	8	1	1	0.0	0	0	0	1	1
12/20	vs. New England	9	7	2	1	0.0	0	0	0	1	1
12/27	at Atlanta	7	6	1	0	0.0	0	0	0	0	0
01/03	vs. Indianapolis	11	8	3	0	0.0	0	0	0	0	0
2009 totals:		129	90	39	4	1.0	0	3	0	3	4

2008 GAME-BY-GAME STATISTICS

DATE	OPP	TKL	SOLO	ASST	TFL	SACKS	ST	FF	FR	INT	PD
09/07	vs. Seattle	7	5	2	0	0.0	0	0	0	0	2
09/14	at Jacksonville	9	6	3	0	0.0	0	0	0	0	0
09/21	vs. Oakland	7	7	0	0	0.0	0	0	1	0	1
09/28	at St. Louis	12	9	3	1	0.0	0	0	0	0	1
10/05	at Arizona	11	7	4	0	0.0	0	0	0	0	0
	BYE WEEK										
10/19	vs. San Diego	7	7	0	0	0.0	0	0	0	0	0
10/26	at Miami	8	7	1	1	0.0	0	1	0	0	0
11/02	vs. N.Y. Jets	13	9	4	1	0.0	0	0	0	0	0
11/09	at New England	10	5	5	0	0.0	0	0	0	0	0
11/17	vs. Cleveland	2	1	1	0	0.0	0	0	0	0	0
11/23	at Kansas City	8	5	3	0	0.0	0	0	0	0	0
11/30	vs. San Francisco	4	3	1	0	0.0	0	0	0	0	0
12/07	vs. Miami	8	5	3	0	0.0	0	0	0	0	0
12/14	at N.Y. Jets	7	4	3	0	0.0	0	0	0	1	2
12/21	at Denver	8	4	4	0	0.0	0	0	0	0	1
12/28	vs. New England	8	6	3	0	0.0	0	0	0	0	0
2008 totals:		129	90	39	3	0.0	0	1	1	1	7

PLAYER BIOS



2007 GAME-BY-GAME STATISTICS

DATE	OPP	TKL	SOLO	ASST	TFL	SACKS	ST	FF	FR	INT	PD
09/09	vs. Denver	11	9	2	0	0.0	0	0	0	0	0
09/16	at Pittsburgh	12	8	4	0	0.0	0	0	0	0	0
09/23	at New England	3	3	0	0	0.0	0	0	0	0	0
09/30	vs. N.Y. Jets					IR					
10/08	vs. Dallas					IR					
	BYE WEEK										
10/21	vs. Baltimore					IR					
10/28	at N.Y. Jets					IR					
11/04	vs. Cincinnati					IR					
11/11	at Miami					IR					
11/18	vs. New England					IR					
11/25	at Jacksonville					IR					
12/02	at Washington					IR					
12/09	vs. Miami					IR					
12/16	at Cleveland					IR					
12/23	vs. N.Y. Giants					IR					
12/30	at Philadelphia					IR					
2007 totals:		26	20	6	0	0.0	0	0	0	0	0

PLAYER BIOS

73 JEREMIAH POUTASI

OFFENSIVE LINEMAN
6-5 335 LBS.
UTAH
BORN AUGUST 7, 1994
DALY CITY, CALIF.
ACQ: FREE AGENT 2016
EXP: 2ND YEAR



TRANSACTIONS

Originally drafted by Tennessee in third round (66th overall) of the 2015 draft... Signed to the Jaguars practice squad on 9/5/16 ... Promoted to the 53-man roster on 11/8/16

PRO (Games played/started - 11/7)

- Second-year OL has appeared in 11 game with seven starts

2016 (w/JAX - 0/0)

Spent the first 11 weeks of the season on the practice squad before being promoted to the active roster prior to Week 11

- 11/20 at DET: Inactive
- 11/27 at BUF: Inactive
- 12/4 vs. DEN: Inactive

2015 (w/TEN - 11/7)

Appeared in 11 games with seven starts at RT

COLLEGE (at Utah - 2012-14)

- Played both guard and tackle at Utah
- Played in 36 games with 35 starts
- Spent junior year playing left tackle and his freshman and sophomore year at right tackle

PERSONAL

- Attended Desert Pines (Nev.) High School
- Competed on the school's bowling team, posting a high score of 283
- Married to his wife, DeAnna

PLAYER BIOS

52 HAYES PULLARD III

LINEBACKER

6-0 236 LBS.

SOUTHERN CALIFORNIA

BORN APRIL 18, 1992

LOS ANGELES, CALIFORNIA

ACQ: PRACTICE SQUAD (CLEVELAND) 2015

EXP: 2ND YEAR



TRANSACTIONS

Originally drafted by Cleveland in the seventh round (219th overall) of the 2015 Draft ... Waived on 9/5/15 ... Signed by Cleveland to the practice squad on 9/6/15 ... Signed from practice squad to Jacksonville's active roster on 10/28/15

PRO (Games played/started - 20/2)

• Second-year LB spent the first part of his rookie season on Cleveland's practiced squad before signing with Jacksonville in 2015

2016 (w/ JAX - 12/0)

- **9/11 vs. G.B.:** Saw action on special teams in team's season opener
- **9/18 at S.D.:** Saw action at LB, making two stops (one solo), and on special teams
- **9/25 vs. BAL:** Saw action on special teams
- **10/2 vs. IND:** Saw action on special teams
- **10/16 at CHI:** Saw action on special teams and posted one special teams tackle
- **10/23 vs. OAK:** Saw action on special teams and on defense
- **10/27 at TEN:** Played three snaps at LB and assisted on one special teams tackle
- **11/6 at K.C.:** Saw action on special teams
- **11/13 vs. HOU:** Saw two snaps at LB and action on special teams
- **11/20 at DET:** Saw action primarily on special teams
- **11/27 at BUF:** Saw action on special teams
- **12/4 vs. DEN:** Saw action on special teams

2015 (w/ CLE - ps; w/ JAX - 8/2)

Spent the first seven weeks of the 2015 season on Cleveland's practice squad ... Played eight games with two starts at WLB and totaled 19 tackles (13 solo), including one tackle for loss ... Added five special teams tackles

- **11/15 at BAL:** Made his Jaguars debut on special teams
- **11/29 vs. S.D.:** Saw action on special teams, recording the Jaguars' first blocked punt since 9/8/13 and a special teams tackle
- **12/20 vs. ATL:** Saw action at LB, making two tackles (two solo), and made one special teams tackle
- **12/27 at N.O.:** Recorded his first career start in place of injured LB Telvin Smith ... Tied for the team lead with nine tackles (seven solo), including one tackle for loss
- **1/3 at HOU:** Started at WLB and made eight tackles (four solo)

COLLEGE (at Southern California, 2010-14)

- Started all but one of his 52 career games played at USC
- Totaled 377 career tackles, 17 passes defended, six sacks, three forced fumbles and three interceptions
- Earned All-Pac-12 honors all four years
- Team captain as a junior
- Led the team in total tackles for three seasons, becoming the first player to do so since 1979
- As a senior in 2014, was a semifinalist for the Butkus Award, given to the top linebacker in the nation
- Recipient of USC's Trojan Commitment Award
- Graduated from USC with a degree in policy, planning and development

PERSONAL

- Attended Crenshaw High School in Los Angeles
- Totaled 66 tackles, two sacks, one interception, one pass defended, one forced fumble and one fumble recovery
- Carried 63 times for 507 yards and nine TDs at running back
- Also played basketball and ran track
- Given name is Hayes Joseph Pullard III
- Native of Los Angeles
- Father, Hayes Jr., played for the Los Angeles Lakers
- Uncle, Robert, competed as a pole vaulter in the 1976 Olympics

REGULAR SEASON CAREER STATISTICS

YEAR	TEAM	GP/PS	TKL	SOLO	ASST	TFL	SACKS	ST	FF	FR	INT	PD
2015	JAX	8/2	19	13	6	1	0.0	5	0	0	0	0
2016	JAX	12/0	2	1	2	0	0.0	3	0	0	0	0
Career totals:		20/2	21	14	8	1	0.0	8	0	0	0	0

Additional statistics: One blocked punt (11/29/15 vs. S.D.)

2016 GAME-BY-GAME STATISTICS

DATE	OPP	TKL	SOLO	ASST	TFL	SACKS	ST	FF	FR	INT	PD
09/11	vs. Green Bay	0	0	0	0	0.0	0	0	0	0	0
09/18	at San Diego	2	1	1	0	0.0	0	0	0	0	0
09/25	vs. Baltimore	0	0	0	0	0.0	0	0	0	0	0
10/02	vs. Indianapolis	0	0	0	0	0.0	1	0	0	0	0
BYE WEEK											
10/16	at Chicago	0	0	0	0	0.0	1	0	0	0	0
10/23	vs. Oakland	0	0	0	0	0.0	0	0	0	0	0
10/27	at Tennessee	0	0	0	0	0.0	1	0	0	0	0
11/06	at Kansas City	0	0	0	0	0.0	0	0	0	0	0
11/13	vs. Houston	0	0	0	0	0.0	0	0	0	0	0
11/20	at Detroit	0	0	0	0	0.0	0	0	0	0	0
11/27	at Buffalo	0	0	0	0	0.0	0	0	0	0	0
12/04	vs. Denver	0	0	0	0	0.0	0	0	0	0	0
12/11	vs. Minnesota										
12/18	at Houston										
12/24	vs. Tennessee										
01/01	at Indianapolis										
2016 totals:		2	1	1	0	0.0	3	0	0	0	0

Additional statistics: Four special teams tackles in 2016

2015 GAME-BY-GAME STATISTICS

DATE	OPP	TKL	SOLO	ASST	TFL	SACKS	ST	FF	FR	INT	PD
BYE WEEK											
11/08	at N.Y. Jets					ina					
11/15	at Baltimore	0	0	0	0	0.0	0	0	0	0	0
11/19	vs. Tennessee	0	0	0	0	0.0	2	0	0	0	0
11/29	vs. San Diego	0	0	0	0	0.0	1	0	0	0	0
12/06	at Tennessee	0	0	0	0	0.0	0	0	0	0	0
12/13	vs. Indianapolis	0	0	0	0	0.0	1	0	0	0	0
12/20	vs. Atlanta	2	2	0	0	0.0	1	0	0	0	0
12/27	at New Orleans	9	7	2	1	0.0	0	0	0	0	0
01/03	at Houston	8	4	4	0	0.0	0	0	0	0	0
2015 totals:		19	13	6	1	0.0	5	0	0	0	0

Additional statistics: One blocked punt (11/29/15 vs. S.D.)

PLAYER BIOS

20

JALEN RAMSEY



CORNERBACK

6-2 209 LBS.

FLORIDA STATE

BORN OCTOBER 24, 1994

SMYRNA, TENNESSEE

ACQ: 1ST ROUND OF 2016 DRAFT (5TH)

EXP: ROOKIE

TRANSACTIONS

- Originally drafted by Jacksonville in the first round (fifth overall) of the 2016 draft

PRO (Games played/started - 12/12)

Made NFL and Jaguars debut in Week 1 of the 2016 season

2016 (w/ JAX - 12/12)

- 9/11 vs. G.B.:** Started at CB and made three tackles (two solo) in NFL debut
- 9/18 at S.D.:** Started at CB and made six solo tackles and one tackle for loss
- 9/25 vs. BAL:** Started at RCB and made five tackles (four solo)
- 10/2 vs. IND:** Started at RCB and registered four solo tackles
- 10/16 at CHI:** Started at RCB and posted two solo tackles and the game-clinching pass defended on fourth down with 1:03 remaining in the fourth quarter ... Limited Bears WR **Alshon Jeffrey** to one catch for three yards on six targets in the second half
- 10/23 vs. OAK:** Started at RCB and registered two solo tackles
- 10/27 at TEN:** Started at RCB and recorded eight tackles (four solo)
- 11/6 at K.C.:** Started at RCB and recorded two tackles (one solo)
- 11/13 vs. HOU:** Started at RCB and led the team with six solo tackles
- 11/20 at DET:** Started at RCB and posted six tackles (five solo)
- 11/27 at BUF:** Started at RCB and made three solo tackles, including one tackle for loss
- 12/4 vs. DEN:** Started at RCB and made four tackles (three solo), and a career-high two passes defended

COLLEGE (at Florida State, 2013-15)

- Started all 41 games in three years at Florida State
- Finished career with 180 tackles (119 solo), 15.5 tackles for loss, 5.0 sacks, three forced fumbles, two fumble recoveries, 23 passes defended and three INTs
- Decided to forgo his final year of eligibility in 2016 and declare for the NFL Draft
- Became Florida State's 36th consensus All-American
- All-ACC First Team, AFCA First Team All-America, Walter Camp First Team All-America, ESPN.com First Team All-America as a senior
- Started all 14 games for the Seminoles' third-ranked defense (281.4) and the nation's top pass defense (156.6) as a CB and FS in 2013

PERSONAL

- Attended Brentwood Academy (Tenn.), where he was rated a five-star prospect by both Rivals.com and Scout.com and a four-star according to ESPN and 247Sports
- U.S. Army All-America selection
- Twitter handle is @jalenramsey

REGULAR SEASON CAREER STATISTICS

YEAR	TEAM	GP/PS	TKL	SOLO	ASST	TFL	SACKS	ST	FF	FR	INT	PD
2016	JAX	12/12	51	42	9	1	0.0	0	0	0	0	3
Career totals:		12/12	51	42	9	1	0.0	0	0	0	0	3

2016 GAME-BY-GAME STATISTICS

DATE	OPP	TKL	SOLO	ASST	TFL	SACKS	ST	FF	FR	INT	PD
09/11	vs. Green Bay	3	2	1	0	0.0	0	0	0	0	0
09/18	at San Diego	6	6	0	1	0.0	0	0	0	0	0
09/25	vs. Baltimore	5	4	1	0	0.0	0	0	0	0	0
10/02	vs. Indianapolis	4	4	0	0	0.0	0	0	0	0	0
BYE WEEK											
10/16	at Chicago	2	2	0	0	0.0	0	0	0	0	1
10/23	vs. Oakland	2	2	0	0	0.0	0	0	0	0	0
10/27	at Tennessee	8	4	4	0	0.0	0	0	0	0	0
11/06	at Kansas City	2	1	1	0	0.0	0	0	0	0	0
11/13	vs. Houston	6	6	0	0	0.0	0	0	0	0	0
11/20	at Detroit	6	5	1	0	0.0	0	0	0	0	0
11/27	at Buffalo	3	3	0	1	0.0	0	0	0	0	0
12/04	vs. Denver	4	3	1	0	0.0	0	0	0	0	2
12/11	vs. Minnesota										
12/18	at Houston										
12/24	vs. Tennessee										
01/01	at Indianapolis										
2016 totals:		51	42	9	2	0.0	0	0	0	0	3

PLAYER BIOS

64

CHRIS REED

OFFENSIVE LINEMAN
6-5 300 LBS.
MINNESOTA STATE-MANKATO
BORN JULY 22, 1992
OMAHA, NEBRASKA
ACQ: FREE AGENT 2015
EXP: 1ST YEAR



TRANSACTIONS

Originally signed by Jacksonville as a rookie free agent on 5/8/15 ... Signed to practice squad on 9/6/15

PRO (Games played/started - 9/3)

Spent his rookie season on the practice squad

2016 (w/ JAX - 9/3)

- **9/11 vs. G.B.:** Inactive for the team's season opener
- **9/18 at S.D.:** Inactive
- **9/25 vs. BAL:** Earned his first career start at LG
- **10/2 vs. IND:** Inactive
- **10/16 at CHI:** Played two snaps at G and saw action on special teams
- **10/23 vs. OAK:** Made his second consecutive appearance
- **10/27 at TEN:** Saw action on special teams
- **11/6 at K.C.:** Saw action on special teams
- **11/13 vs. HOU:** Saw action on special teams
- **11/20 at DET:** Played 47 snaps at LG after starting LG **Patrick Omameh** suffered a left foot injury
- **11/27 at BUF:** Started at LG, helping the team rush for 183 yards
- **12/4 vs. DEN:** Started at LG and helped the team rush for 154 yards

2015 (w/ JAX - ps)

Spent season on the team's practice squad

COLLEGE (at Minnesota State, 2010-14)

- Four-year letterman appeared in 48 games in his career
- Started in all 15 games as a senior in 2014
- Helped school rush for 3,625 yards and pass for 3,079 yards, compiling 82 total TDs
- Selected as D2Football.com first-team All-America, first-team NSIC South Division All-Conference and second-team Don Hansen All-Super Region Three
- Also participated on the school's indoor and outdoor track teams and qualified for the 2011 NCAA Division II National Championships in shot put
- Eleven-time NCAA Division II Track & Field All-American
- Two-time NCAA Division II champion in outdoor shot put (2013 and 2014)
- Holds Minnesota State record in indoor shot put (65'010.5") & outdoor shot put (65'-7")
- Holds Minnesota State record in indoor weight throw (67'-7.5") and outdoor hammer throw (215'-11")

PERSONAL

- Three-year starter at Omaha Central (Neb.) High School
- Also attended Spirit Lake (Iowa) High School for one year
- Honorable mention All-State selection
- Stand-out athlete in track and field and won the State Title twice for Nebraska
- Named the state's Field Athlete of the Year in 2009
- Son of Chuck Reed and Anne McCormick
- Majored in psychology with a minor in coaching

PLAYER BIOS

15 ALLEN ROBINSON



WIDE RECEIVER

6-3 215 LBS.

PENN STATE

BORN AUGUST 24, 1993

SOUTHFIELD, MICHIGAN

ACQ: 2ND ROUND OF 2014 DRAFT (61ST)

EXP: 3RD YEAR



TRANSACTIONS

Originally drafted by Jacksonville in the second round (61st overall) of the 2014 draft

PRO (Games played/started - 38/36)

- Since Week 1 of the 2015 season, Robinson's 20 receiving TDs are the second-most in the NFL
- Has registered multiple TD receptions in four games, tied for the second-most in franchise history (**Jimmy Smith**, seven)

2016 (w/ JAX - 12/12)

- **9/11 vs. G.B.:** Made six catches for 72 yards in team's season opener
- **9/18 at S.D.:** Had three catches for 54 yards (18.0 avg.)
- **9/25 vs. BAL:** Posted seven receptions for 57 yards (8.1 rec. avg.) and two TDs
- **10/2 vs. IND:** Recorded five receptions for 55 yards (11.0 rec. avg.) and one TD
- **10/16 at CHI:** Had three catches for 49 yards (16.3) avg.
- **10/23 vs. OAK:** Caught two passes for nine yards
- **10/27 at TEN:** Finished second on the team with six receptions for 70 yards
- **11/6 at K.C.:** Had a team-high seven receptions for 76 yards and one TD
- **11/13 vs. HOU:** Registered nine receptions for 107 yards (11.9 rec. avg.) and one TD for his first 100-yard game of the season
- **11/20 at DET:** Had three receptions for 18 yards, including an 11-yard TD reception
- **11/27 at BUF:** Tallied two receptions for 24 yards
- **12/4 vs. DEN:** Posted three receptions for 31 yards

2015 (w/ JAX - 16/16)

- Participated in 2016 Pro Bowl on January 31, 2016
- Named Jaguars 2015 Ed Block Courage Award winner, voted on by teammates for serving as role model of inspiration, sportsmanship and courage, after rebounding from season-ending injury in 2014
- Led the team with 80 receptions, 1,400 receiving yards and 14 receiving TDs
- Set the Jaguars' single season receiving TD record (14) and became their first 1,000-yard receiver since 2005 (WR **Jimmy Smith**)
- Joined TE **Marcedes Lewis** (10 in 2010) and WR **Reggie Williams** (10 in 2007) as the only players in franchise history to produce 10-plus receiving TDs in a single season
- Became the third Jaguars player to post 1,000 receiving yards in a single season (**Jimmy Smith**, nine times; **Kennan McCardell**, four times)
- Joins N.E.'s **Rob Gronkowski** (1,327-17) in 2011 and MIN's **Randy Moss** (1,313-17) in 1998 as the only three players age 22 or younger to have registered at least 1,200 receiving yards and 14 TDs in a single season
- Led the league with 31 receptions of 20-plus yards
- Joins teammate **Allen Hurns** as the first Jaguars duo to each record 1,000-plus receiving yards in the same season since **Keenan McCardell** (1,110) and **Jimmy Smith** (1,373) in 2011
- Joins **Demaryius Thomas** (2013), **Calvin Johnson** (2007), **Randy Moss** (2000, 2003, 2007), **Muhsin Muhammad** (2004), **Marvin Harrison** (2000-01), **Terrell Owens** (2001), **Antonio Freeman** (1998), **Herman Moore** (1995) and **Jerry Rice** (1986, 1989, 1993, 1995) as the only players in NFL history to have posted at least 80 receptions, 1,400 receiving yards and 14 receiving TDs in a single season
- **9/20 vs. MIA:** Had a team-high six receptions for a career-high 155 yards (25.7 avg.) and two TDs, the most receiving yards by a Jaguars player since WR **Justin Blackmon** had 190 yards on 10/13/13 at Denver ... Became the Jaguars' third player to ever total 150-plus receiving yards and multiple receiving TDs in a single game, joining **Jimmy Smith** (9/10/00) and **Keenan McCardell** (12/7/97)
- **10/11 at T.B.:** Caught seven passes for 72 yards (10.3 rec. avg.) and two TDs
- **10/18 vs. HOU:** Had six receptions for 86 yards (14.3 rec. avg.) and one TD
- **10/25 vs. BUF:** Had six receptions for 98 yards (16.3 rec. avg.) and one TD
- **11/8 at NYJ:** Had six receptions for 121 yards (20.2 rec. avg.)
- **11/15 at BAL:** Had five receptions for 51 yards (10.2 rec. avg.) and one TD
- **11/19 vs. TEN:** Had five receptions for 113 yards (22.6 rec. avg.)
- **11/29 vs. S.D.:** Had five receptions for 56 yards (11.2 rec. avg.) and one TD
- **12/6 at TEN:** Registered single-game career highs in receptions (10) and receiving TDs (three) and totaling the second-most single-game receiving yards (153) of his NFL career ... Became the second player in franchise history to record three receiving TDs in a single game (also **Jimmy Smith** on 10/10/00 at Baltimore)
- **12/13 vs. IND:** Had one reception, a four-yard TD in the third quarter
- **12/20 vs. ATL:** Recorded three receptions for 57 yards (19.0 rec. avg.) for one TD
- **12/27 at N.O.:** Caught six passes for 151 yards (25.1 rec. avg.) and one TD, a 90-yard score from QB **Blake Bortles** ... The 90-yard reception was the longest play from scrimmage in Jaguars history and the longest pass play in the NFL this season

- **1/3 at HOU:** Caught five receptions for 108 yards
- **2014 (w/ JAX - 10/8)**
- Played in 10 games with eight starts, missing the final six games with a foot injury
- Finished with 48 receptions for 548 yards and two TDs, tied for the fourth-most receptions by a Jaguars rookie
- Was ranked tied for first among rookies in receptions at time of his injury and fourth in receiving yards
- **9/7 at PHI:** Made NFL debut and had one reception
- **9/14 at WAS:** Led the team with 75 yards on four receptions including a 54-yard grab in the fourth quarter
- **9/21 at IND:** Made first career start and led the team with seven receptions for 79 yards (11.3 avg.) including a 21-yard reception
- **10/5 vs. PIT:** Started at WR and produced a team-high five catches for 51 yards (10.2 avg.) with a long of 17
- **10/12 at TEN:** Had 68 yards on eight receptions, his fourth straight game with at least five catches
- **10/19 vs. CLE:** Started at WR and led the team with 60 yards on four receptions including a 31-yard touchdown catch in the second quarter for his first career score ... Snapped a streak of four straight games with five or more receptions
- **10/26 vs. MIA:** Started at WR and scored a touchdown in his second consecutive game, hooking up with QB **Blake Bortles** for a 48-yard score in the fourth quarter ... Led team with five catches for career-high 82 yards
- **11/9 vs. DAL:** Started at WR and was targeted a team-high 10 times, finishing with five catches for 60 yards (12.0 avg.) with a long of 31 yards
- **11/17:** Was placed on injured reserve with a foot injury ... Had surgery on Nov. 22

COLLEGE (at Penn State, 2011-13)

- Played in 35 games with 24 starts at Penn State
- Finished career with 177 receptions for 2,474 yards (14.0 avg.) with 17 TDs
- Ranked second in school history for career receptions, topped by only Deon Butler (179, 2005-08), third in receiving yards and fourth in TDs
- Two-time Big Ten Conference Receiver of the Year and earned first-team All-Big Ten honors in back-to-back seasons
- Was just the third WR in school history to earn first-team All-American honors
- Led Big Ten in receptions and receiving yards in each of his last two seasons

PERSONAL

- Attended Orchard Lake St. Mary's Preparatory School (Mich.)
- Led team to Michigan Division III state championship game as a senior
- Had 44 receptions for 720 yards and 10 TDs as a senior
- Returned two punts for TDs and intercepted two passes
- Captain of the basketball team
- Son of Tracie and Allen Robinson
- Full name: Allen Bernard Robinson II
- Twitter handle: @Thee_AR15

REGULAR SEASON CAREER STATISTICS							
YEAR	TEAM	GP/GS	RECS	YDS	AVG.	LG	TD
2014	JAX	10/8	48	548	11.4	54	2
2015	JAX	16/16	80	1,400	17.5	90t	14*
2016	JAX	12/12	56	622	11.1	35	6
NFL totals: 3 yrs.		38/36	184	2,570	14.0	90t	22

* single-season franchise record and tied for NFL lead

CAREER HIGHS		
	GAME	SEASON
Receptions:	10 (12/6/15 at TEN)	80 (2015)
Receiving yards:	155 (9/20/15 vs. MIA)	1,400 (2015)
Long:	90t (12/27/15 at N.O.)	90t (2015)
Receiving touchdowns:	3 (12/6/15 at TEN)	14 (2015)

2016 GAME-BY-GAME STATISTICS							
DATE	OPP	RECS	YDS	AVG.	LG	TD	
09/11	vs. Green Bay	6	72	12.0	22	0	
09/18	at San Diego	3	54	18.0	35	0	
09/25	vs. Baltimore	7	57	8.1	14	2	
10/02	vs. Indianapolis	5	55	11.0	17	1	
BYE WEEK							
10/16	at Chicago	3	49	16.3	18	0	
10/23	vs. Oakland	2	9	4.5	5	0	
10/27	at Tennessee	6	70	11.7	21	0	
11/06	at Kansas City	7	76	10.8	29	1	
11/13	vs. Houston	9	107	11.9	19	1	
11/20	at Detroit	3	18	6.0	11	1	
11/27	at Buffalo	2	24	12.0	24	0	
12/04	vs. Denver	3	31	10.3	21	0	
12/11	vs. Minnesota						
12/18	at Houston						
12/24	vs. Tennessee						
01/01	at Indianapolis						
2016 totals:		56	622	11.1	35	6	

PLAYER BIOS



2015 GAME-BY-GAME STATISTICS

DATE	OPP	RECs	YDS	AVG.	LG	TD
09/13	vs. Carolina	1	27	27.0	27	0
09/20	vs. Miami	6	155	25.8	52	2
09/27	at New England	4	68	17.0	37	0
10/04	at Indianapolis	4	80	20.0	48	0
10/11	at Tampa Bay	7	72	10.3	21	2
10/18	vs. Houston	6	86	14.3	25	1
10/25	vs. Buffalo	6	98	16.3	23	1
	BYE WEEK					
11/08	at N.Y. Jets	6	121	20.2	44	0
11/15	at Baltimore	5	51	10.2	16	1
11/19	vs. Tennessee	5	113	22.6	38	0
11/29	vs. San Diego	5	56	11.2	25	1
12/06	at Tennessee	10	153	15.3	44	3
12/13	vs. Indianapolis	1	4	4.0	4t	1
12/20	vs. Atlanta	3	57	19.0	25	1
12/27	at New Orleans	6	151	25.2	90t	1
01/03	at Houston	5	108	21.6	36	0
2015 totals:		80	1,400	17.5	90t	14*

* single-season franchise record and tied for NFL lead



2014 GAME-BY-GAME STATISTICS

DATE	OPP	RECs	YDS	AVG.	LG	TD
09/07	at Philadelphia	1	0	0.0	0	0
09/14	at Washington	4	75	18.8	54	0
09/21	vs. Indianapolis	7	79	11.3	21	0
09/28	at San Diego	5	38	7.6	14	0
10/05	vs. Pittsburgh	5	51	10.2	17	0
10/12	at Tennessee	8	68	8.5	15	0
10/19	vs. Cleveland	4	60	15.0	31t	1
10/26	vs. Miami	5	82	16.4	48t	1
11/02	at Cincinnati	4	35	8.8	13	0
11/09	vs. Dallas	5	60	12.0	31	0
	BYE WEEK					
11/23	at Indianapolis			IR		
11/30	vs. N.Y. Giants			IR		
12/07	vs. Houston			IR		
12/14	at Baltimore			IR		
12/18	vs. Tennessee			IR		
12/28	at Houston			IR		
2014 totals:		48	548	11.4	54	2

PLAYER BIOS

16 DENARD ROBINSON

RUNNING BACK
6-0 215 LBS.
MICHIGAN
BORN SEPTEMBER 22, 1990
DEERFIELD BEACH, FLORIDA
ACQ: 5TH ROUND OF 2013 DRAFT (135TH)
EXP: 4TH YEAR



TRANSACTIONS

Originally drafted by Jacksonville in the fifth round (135th overall) of the 2013 draft

PRO (Games played/started - 54/12)

- Fourth-year RB has seen action at QB, WR, RB and on special teams
- Added five special teams tackles
- Has two 100-yard rushing games in his 43-game pro career
- Made transition from collegiate quarterback to WR/RB/QB in the NFL

2016 (w/ JAX - 12/0)

- **9/11 vs. G.B.:** Rushed three times for seven yards in team's season opener
- **9/18 at S.D.:** Recorded one rush for seven yards and one reception for seven yards
- **9/25 vs. BAL:** Recovered the **Devin Hester** muffed punt with 9:01 left in the 4th quarter, which set up **K Jason Myers'** 49-yard field goal four plays later
- **10/2 vs. IND:** Saw action on special teams
- **10/16 at CHI:** Saw action on special teams
- **10/23 vs. OAK:** Saw action on special teams
- **10/27 at TEN:** Saw action on special teams
- **11/6 at K.C.:** Saw action on special teams and made two special teams tackles
- **11/13 vs. HOU:** Saw action on special teams
- **11/20 at DET:** Rushed three times for 21 yards (7.0 rush avg.) and had one reception for four yards
- **11/27 at BUF:** Rushed 13 times for 39 yards (3.0 rush avg.) and saw action on special teams
- **12/4 vs. DEN:** Rushed 17 times for 53 yards (3.1 rush avg.) and caught one pass for 11 yards

2015 (w/ JAX - 13/3)

Played 13 games with three starts at RB and totaled 67 rushes for 266 yards (4.0 rush avg.) and 21 receptions for 164 yards (7.8 rec. avg.)

- **9/13 vs. CAR:** Rushed five times for 19 yards (3.8 avg.) and recorded two receptions for 26 yards (13.0 avg.)
- **10/18 vs. HOU:** Rushed seven times for 19 yards (2.7 rush avg.) and had three receptions for 19 yards (6.3 rec. avg.)
- **11/29 vs. S.D.:** Had three rushes for 23 yards (7.7 rush avg.) and one reception for nine yards (9.0 avg.)
- **12/6 at TEN:** Rushed three times for 21 yards (7.0 rush avg.), had one reception for two yards (2.0 rec. avg.) and two kickoff returns for 54 yards (27.0 avg.)
- **12/13 vs. IND:** Recorded a season-high 14 carries for 75 yards (5.4 rush avg.) and one TD ... Added one reception for 12 yards
- **12/20 vs. ATL:** Earned his first start of the season, rushing 14 times for 28 yards (2.0 rush avg.) and hauled in eight receptions for 46 yards (5.8 rec. avg.)
- **12/27 at N.O.:** Had six rushes for 20 yards (3.3 rush avg.) and five receptions for 51 yards (10.2 rec. avg.)

2014 (w/ JAX - 13/9)

Played in 13 games with nine starts ... Missed the final three games with a foot injury ... Posted team-high 582 yards and four TDs on 135 carries and added 23 receptions for 124 yards ... Added one special teams tackle ... Had first two career 100-yard rushing games

- **9/7 at PHI:** Saw action at RB in season-opener and on special teams, finishing with eight yards on three rushes and a three-yard reception
- **9/28 at S.D.:** Totaled nine rushes for 25 yards and added three receptions for seven yards
- **10/12 at TEN:** Made first career start at RB and had five rushes for 22 yards (4.4 avg.) and three receptions for 14 yards (4.7 avg.) including a career-long 12 yard catch
- **10/19 vs. CLE:** Started at RB and produced career-best totals with 22 rushes for 127 yards (5.8 avg.) and one TD ... Scored his first career TD on an eight-yard run in the fourth quarter
- **10/26 vs. MIA:** Recorded second consecutive 100-yard rushing game, rushing for 108 yards on 18 carries (6.0 avg.) including a career-long 41-yard run in the first quarter ... Had a 10-yard reception and one special teams tackle ... Became first Jaguars player since RB **Maurice Jones-Drew** in 2011 to record back-to-back 100-yard rushing games
- **11/2 at CIN:** Had third straight game with 90-plus rushing yards, finishing with 94 yards on 17 carries with a TD and added two receptions or 10 yards
- **11/9 vs. DAL:** Scored a career-high two rushing TDs and finished with 60 yards on 15 carries ... Added two receptions for 10 yards ... Scored the club's first TD on a 32-yard run in the first quarter
- **12/16:** Was placed on injured reserve

2013 (w/ JAX - 16/0)

One of only two rookies (Demetrius McCray) to play in all 16 games ... Had 20 rushes for 66 yards with a long of 24 yards ... Added four kickoff returns for 88 yards (22.0 avg.) and one special teams tackle

- **9/8 vs. K.C.:** Made NFL debut, seeing action at RB and QB. Had two carries for one yard
- **9/22 at SEA:** Saw action on offense and special teams ... Fumbled on exchange with WR **Ace Sanders** in Wildcat formation in the third quarter and it was recovered by Seattle ... Saw action as kick returner and returned two kicks for 54 yards with a long of 27
- **12/15 vs. BUF:** Produced a season-high 28 yards on two carries ... Had a 24-yard run in the third quarter but fumbled at the one-yard line and the play resulted in a touchback

COLLEGE (at Michigan, 2009-12)

- Four-year letterman and appeared in 49 games, making 37 starts – 35 at QB and two at RB
- Holds the NCAA record for career rushing yards by a QB (4,495)
- Became the first player in NCAA history to pass for 2,500 yards and rush for 1,500 yards in a single season
- Set the NCAA-record for single-season rushing yards by a QB (1,702)
- Fourth player in NCAA history to gain 2,000 yards passing and 1,000 yards rushing in a season twice in his career (2010, 2011) – Brad Smith (Missouri), Joe Webb (UAB) and Colin Kaepernick (Nevada)
- Eighth player in NCAA history to rush for 40 TDs and pass for 40 TDs
- Named All-Big Ten honorable mention as a senior, completing 89 of 166 passes for 1,319 yards, nine TDs and eight INTs
- Named U-M's Bo Schembechler Team MVP as a junior
- Majored in general studies.

PERSONAL

- Attended Deerfield Beach (Fla.) High School
- Completed 262 of 576 attempts for 4,784 yards and 44 TDs as a three-year starting QB and rushed 217 times for 1,132 yards and 13 TDs
- As a senior, completed 100 of 231 passes for 1,872 yards and 18 TDs and rushed 93 times for 538 yards and eight TDs
- Contributed 19 total TDs during his junior season
- Named Prep Star All-America and named to the publication's Top 250
- Member of the 2008 FHSAA track state champion on the 4x100-meter relay team
- Nicknamed "Shoelace"
- Twitter handle is @DenardX

REGULAR SEASON CAREER STATISTICS

RUSHING

YEAR	TEAM	GP/GS	NO	YDS	AVG	LG	TD
2013	JAX	16/0	20	66	3.3	24	0
2014	JAX	13/9	135	582	4.3	41	4
2015	JAX	13/3	67	266	4.0	31	1
2016	JAX	12/0	37	127	3.4	9	0
NFL totals: 4 yrs.		54/12	259	1,041	4.0	41	0

RECEIVING

YEAR	TEAM	GP/GS	RECS	YDS	AVG	LG	TD
2013	JAX	16/0	0	0	0	0	0
2014	JAX	13/9	23	124	5.4	19	0
2015	JAX	13/3	21	165	7.8	16	0
2016	JAX	12/0	3	22	7.3	11	0
NFL totals: 4 yrs.		54/12	47	310	6.6	19	0

Additional statistics: Kickoff returns: 2-54, LG 31 in 2015; 4-88, LG 27 in 2013

Passing: 0 for 1 in 2013, 0 for 1 in 2014

Special teams tackles: 1 in 2013; 4 in 2015, 3 in 2016

CAREER HIGHS

	GAME	SEASON
Rushes:	22 (10/19/14 vs. CLE)	135 (2014)
Rushing yards:	127 (10/19/14 vs. CLE)	582 (2014)
Longest touch:	41 (10/26/14 vs. MIA)	41 (2014)
Rushing touchdowns:	2 (11/9/14 vs. DAL)	4 (2014)
Receptions:	8 (12/20/15 vs. ATL)	23 (2014)
Receiving yards:	51 (12/27/15 at N.O.)	165 (2015)
Longest reception:	19 (11/23/14 at IND)	19 (2014)

PLAYER BIOS

2016 GAME-BY-GAME STATISTICS

DATE	OPP	RUSHING					RECEIVING				
		NO	YDS	AVG	LG	TD	NO	YDS	AVG	LG	TD
09/11	vs. Green Bay	3	7	2.3	3	0	0	0	0.0	0	0
09/18	at San Diego	1	7	7.0	7	0	1	7	7.0	7	0
09/25	vs. Baltimore	0	0	0.0	0	0	0	0	0.0	0	0
10/02	vs. Indianapolis	0	0	0.0	0	0	0	0	0.0	0	0
BYE WEEK											
10/16	at Chicago	0	0	0.0	0	0	0	0	0.0	0	0
10/23	vs. Oakland	0	0	0.0	0	0	0	0	0.0	0	0
10/27	at Tennessee	0	0	0.0	0	0	0	0	0.0	0	0
11/06	at Kansas City	0	0	0.0	0	0	0	0	0.0	0	0
11/13	vs. Houston	0	0	0.0	0	0	0	0	0.0	0	0
11/20	at Detroit	3	21	7.0	9	0	1	4	4.0	4	0
11/27	at Buffalo	13	39	3.0	9	0	0	0	0.0	0	0
12/04	vs. Denver	17	53	3.1	5	0	1	11	11.0	11	0
12/11	vs. Minnesota										
12/18	at Houston										
12/24	vs. Tennessee										
01/01	at Indianapolis										
2016 totals:		37	127	3.4	9	0	3	22	7.3	11	0

2015 GAME-BY-GAME STATISTICS

DATE	OPP	RUSHING					RECEIVING				
		NO	YDS	AVG	LG	TD	NO	YDS	AVG	LG	TD
09/13	vs. Carolina	5	19	3.8	6	0	2	26	13.0	15	0
09/20	vs. Miami	1	9	9.0	9	0	0	0	0.0	0	0
09/27	at New England										
10/04	at Indianapolis										
10/11	at Tampa Bay										
10/18	vs. Houston	7	19	2.7	4	0	3	19	6.3	9	0
10/25	vs. Buffalo	0	0	0.0	0	0	0	0	0.0	0	0
BYE WEEK											
11/08	at N.Y. Jets	1	2	2.0	2	0	0	0	0.0	0	0
11/15	at Baltimore	1	1	1.0	1	0	0	0	0.0	0	0
11/19	vs. Tennessee	7	27	3.9	10	0	0	0	0.0	0	0
11/29	vs. San Diego	3	23	7.7	19	0	1	9	9.0	9	0
12/06	at Tennessee	3	21	7.0	13	0	1	2	2.0	2	0
12/13	vs. Indianapolis	14	75	5.4	31	1	1	12	12.0	12	0
12/20	vs. Atlanta	14	28	2.0	9	0	8	46	5.8	13	0
12/27	at New Orleans	6	20	3.3	7	0	5	51	10.2	16	0
01/03	at Houston	5	9	1.8	9	0	0	0	0.0	0	0
2015 totals:		67	266	4.0	31	1	21	164	7.8	16	0

2014 GAME-BY-GAME STATISTICS

DATE	OPP	RUSHING					RECEIVING				
		NO	YDS	AVG	LG	TD	NO	YDS	AVG	LG	TD
09/07	at Philadelphia	3	8	2.7	6	0	1	3	3.0	3	0
09/14	at Washington	0	0	0.0	0	0	2	14	7.0	8	0
09/21	vs. Indianapolis	8	33	4.1	10	0	0	0	0.0	0	0
09/28	at San Diego	9	25	2.8	10	0	3	7	2.3	0	0
10/05	vs. Pittsburgh	3	6	2.0	6	0	2	-1	-0.5	1	0
10/12	at Tennessee	5	22	4.4	6	0	3	14	4.7	12	0
10/19	vs. Cleveland	22	127	5.8	20	1	0	0	0.0	0	0
10/26	vs. Miami	18	108	6.0	41	0	1	10	10.0	10	0
11/02	at Cincinnati	17	94	5.5	39	1	2	10	5.0	12	0
11/09	vs. Dallas	15	60	4.0	32	2	2	10	5.0	9	0
BYE WEEK											
11/23	at Indianapolis	14	25	1.8	9	0	4	47	11.8	19	0
11/30	vs. N.Y. Giants	11	44	4.0	17	0	3	10	3.3	7	0
12/07	vs. Houston	10	30	3.0	16	0	0	0	0.0	0	0
12/14	at Baltimore										
12/18	vs. Tennessee										
12/28	at Houston										
2014 totals:		135	582	4.3	41	4	23	124	5.4	19	0

2013 GAME-BY-GAME STATISTICS

DATE	OPP	RUSHING					RECEIVING				
		NO	YDS	AVG	LG	TD	NO	YDS	AVG	LG	TD
09/08	vs. Kansas City	2	1	0.5	1	0	0	0	0.0	0	0
09/15	at Oakland	1	0	0.0	0	0	0	0	0.0	0	0
09/22	at Seattle	2	-2	-2.0	-2	0	0	0	0.0	0	0
09/29	vs. Indianapolis	0	0	0.0	0	0	0	0	0.0	0	0
10/06	at St. Louis	0	0	0.0	0	0	0	0	0.0	0	0
10/13	at Denver	1	2	2.0	2	0	0	0	0.0	0	0
10/20	vs. San Diego	1	9	9.0	9	0	0	0	0.0	0	0
10/27	vs. San Francisco	4	15	3.8	7	0	0	0	0.0	0	0
BYE WEEK											
11/10	at Tennessee	4	3	0.8	2	0	0	0	0.0	0	0
11/17	vs. Arizona	0	0	0.0	0	0	0	0	0.0	0	0
11/24	at Houston	0	0	0.0	0	0	0	0	0.0	0	0
12/01	at Cleveland	0	0	0.0	0	0	0	0	0.0	0	0
12/05	vs. Houston	2	-1	-0.5	2	0	0	0	0.0	0	0
12/15	vs. Buffalo	2	28	14.0	24	0	0	0	0.0	0	0
12/22	vs. Tennessee	1	11	11.0	11	0	0	0	0.0	0	0
12/29	at Indianapolis	0	0	0.0	0	0	0	0	0.0	0	0
2013 totals:		20	66	3.3	24	0	0	0	0.0	0	0

PLAYER BIOS

69

TYLER SHATLEY

GUARD

6-3 305 LBS.


CLEMSON

BORN MAY 5, 1991

ICARD, NORTH CAROLINA

ACQ: ROOKIE FREE AGENT 2014

EXP: 3RD YEAR



TRANSACTIONS:

Originally signed by Jacksonville as an undrafted rookie on 5/12/14

PRO (Games played/started - 26/1)

- Has played in 26 games in three seasons with the team, primarily on special teams
- Was one of three undrafted rookies to make opening day roster in 2014

2016 (w/ JAX - 12/1)

- **9/11 vs. G.B.:** Played 11 snaps on special teams in team's season opener
- **9/18 at S.D.:** Saw action on special teams
- **9/25 vs. BAL:** Started at center and played in all 66 offensive snaps
- **10/2 vs. IND:** Played three snaps at guard and saw time on special teams
- **10/16 at CHI:** Saw action on special teams
- **10/23 vs. OAK:** Saw action on special team
- **10/27 at TEN:** Saw action on special teams
- **11/6 at K.C.:** Saw action on special teams
- **11/13 vs. HOU:** Saw action on special teams
- **11/20 at DET:** Saw action on special teams
- **11/27 at BUF:** Saw action on special teams
- **12/4 vs. DEN:** Saw action on special teams and played six snaps at center when **Brandon Linder** left the game with an ankle injury

2015 (w/ JAX - 13/0)

- Saw action in 13 games, primarily on special teams

2014 (w/ JAX - 1/0)

- Earned spot on opening day roster after joining club as a rookie free agent
- Was inactive for 15 games
 - **11/9 vs. DAL:** Made NFL debut and played RG for the entire second half

COLLEGE (at Clemson, 2009-13)

- Began his career as a fullback, before moving to the defensive line in 2010 and the offensive line in the spring of 2012
- Played in 51 games with 27 starts
- Started 25 games on offense over his final two seasons and registered 60 knock-downs on 1,776 snaps
- As a senior in 2013, was a team captain and earned third-team All-ACC honors
- As a junior in 2013, named a Strength & Conditioning All-American by the NSCA
- Graduated with a degree in civil engineering

PERSONAL

- Attended East Burke (Icard, N.C.) High School where he was the No. 3 rated FB in the nation by Tom Lemming
- Did not play on the offensive line in HS
- As a FB, had 2,000 rushing yards and 31 TDs in his junior and senior seasons
- Also served as the team's punter and averaged 40.7 yards per punt
- Full name is Christian Tyler Shatley
- Twitter handle is @tyler_shatley

PLAYER BIOS

55

DAN SKUTA

LINEBACKER

6-2 265 LBS.

GRAND VALLEY STATE

BORN APRIL 21, 1986

FLINT, MICHIGAN

ACQ: UNRESTRICTED FREE AGENT (SAN FRANCISCO) 2015

EXP: 8TH YEAR



TRANSACTIONS

Originally signed by Cincinnati as an undrafted rookie on 4/30/09 ... Waived on 9/5/09 ... Signed by Cincinnati to the practice squad on 9/6/09 ... Promoted to Cincinnati's 53-man roster on 10/8/09 ... Signed by San Francisco as an unrestricted free agent on 3/14/13 ... Signed by Jacksonville as an unrestricted free agent on 3/11/15

PRO (Games played/started - 108/33)

- Eighth-year OLB has spent time with Cincinnati and San Francisco before signing as an unrestricted free agent with Jacksonville on March 11, 2015
- Versatile athlete has appeared in games at OLB, MLB, DE and FB
- Has seen action in six postseason games, totaling four tackles, including 2.0 sacks

2016 (w/ JAX - 9/2)

- **9/11 vs. G.B.:** Recorded one solo tackle at LB and played on special teams
- **9/18 at S.D.:** Started at OTTO and saw action at special teams
- **9/25 vs. BAL:** Started at OTTO and recorded one solo tackle while also seeing action on special teams
- **10/2 vs. IND:** Inactive (hip)
- **10/16 at CHI:** Saw action at OTTO and on special teams
- **10/23 vs. OAK:** Saw action at OTTO and on special teams
- **10/27 at TEN:** Saw action at OTTO and registered three tackles (two solo)
- **11/6 at K.C.:** Saw action at OTTO and made one solo tackle
- **11/13 vs. HOU:** Saw action at OTTO, posting a season-high four solo tackles and one pass defended
- **11/20 at DET:** Inactive (back)
- **11/27 at BUF:** Inactive (back)
- **12/4 vs. DEN:** Recorded one solo tackle and saw action on special teams

2015 (w/ JAX - 13/8)

- Played in 13 games with eight starts at OTTO in his first season with the Jaguars
- Made 37 tackles (31 solo), including three tackles for loss, 1.5 sacks, one pass defended and one forced fumble
- **9/13 vs. CAR:** Made six solo tackles, including 1.0 sack in Jaguars debut
- **10/4 at IND:** Made four tackles (three solo) and one forced fumble
- **10/18 vs. HOU:** Made two tackles (one solo), including a half-sack ... Added two special teams tackles
- **10/25 vs. BUF:** Made six solo tackles
- **12/27 at N.O.:** Started at OTTO and made four tackles (three solo)

2014 (w/ S.F. - 14/11)

- Started a career-high 11 of 14 games and had the best statistical season of his career
- Posted career-highs in tackles (27), sacks (5.0), QB hits (five), tackles for loss (five) and forced fumbles (three)
- **9/7 at DAL:** Started the season opener and totaled two tackles and one forced fumble
- **10/13 at STL:** Registered a career-high 2.0 sacks and forced one fumble
- **12/7 at OAK:** Started at LB and made a season-high five tackles (four solo), including 1.0 sack
- **12/14 at SEA:** Registered two tackles, including a sack in a second straight game
- **12/20 vs. S.D.:** Started at LB and posted a sack in a third straight game
- **12/28 vs. ARI:** Registered three tackles (one solo) in the season finale

2013 (w/ S.F. - 16/8)

- Played in all 16 games for the fourth consecutive season and made eight starts in his first season with San Francisco after signing as an unrestricted free agent
- Season totals included 22 tackles (15 solo), two passes defended, three QB hits, three tackles for loss and one fumble recovery
- **10/6 vs. HOU:** Posted three solo tackles, including one tackle for loss
- **10/27 at JAX:** Registered a career-high six solo tackles, including one tackle for loss and recovered a fumble and returned it 47 yards for a TD
- **11/10 vs. CAR:** Started at LB and made four tackles (two solo) and two passes defended
- **1/12 at CAR:** Posted his first career postseason sack in the Divisional Playoff Round
- **1/19 at SEA:** Registered a sack in his second straight postseason game in the NFC Championship game

2012 (w/ CIN - 16/0)

- Saw action in all 16 games for the third consecutive season
- Season totals included 10 tackles (five solo), one pass defended and 11 special

teams tackles

- **12/30 vs. BAL:** Posted a season-high four tackles (one solo) in the season finale

2011 (w/ CIN - 16/3)

- Played in all 16 games for the second straight season and made three starts at MLB
- Season totals included 20 tackles (nine solo), 0.5 sacks, one forced fumble and 11 special teams tackles
- **9/25 vs. S.F.:** Posted four tackles (one solo) and made a half-sack, the first of his career
- **10/16 vs. IND:** Made his first start of the season at MLB and posted a season-high five tackles (two solo)

2010 (w/ CIN - 16/1)

- Saw action in all 16 games for the first time in his career and added one start
- Posted a career-high 15 special teams tackles .
- **12/5 vs. N.O.:** Started the first game of his career at FB and matched his season-high of three special teams tackles

2009 (w/ CIN - 8/0)

- Played in eight games as a rookie after originally signing as an undrafted free agent
- **10/11 at BAL:** Made his NFL debut on after being promoted to the active roster from the team's practice squad on Oct. 8
- **1/9 vs. NYJ:** Made his postseason debut in the Wild Card Playoff Round and posted one special teams tackle

COLLEGE (at Grand Valley State, 2005-08)

- First-team All-America honors in NCAA Division II as a senior at Grand Valley State (Allendale, Mich.), and helped lead his teams to four-year record of 51-2, with two national titles
- Played DL and LB during his four seasons (2005-08)
- Posted 33.5 career sacks, the third-most in NCAA Division II history
- Team won by 24 or more points in 25 of his 53 career games
- Started his college career 40-0, going 13-0, 15-0 and 12-0 before losing in the 2007 NCAA Division II playoffs.

PERSONAL

- Attended Carman-Ainsworth (Mich.) High School where he was a two-way senior and tallied 116 tackles and rushed for 1,092 yards and 20 TDs
- Also lettered in baseball
- Twitter handle is @DSkuta51

REGULAR SEASON CAREER STATISTICS											
YEAR	TEAM	GP/GS	TKL	SOLO	ASST	TFL	SACKS	FF	FR	INT	PD
2009	CIN	8/0	0	0	0	0	0.0	0	0	0	0
2010	CIN	16/1	2	0	2	0	0.0	0	0	0	0
2011	CIN	16/3	34	21	13	0	0.5	1	0	0	0
2012	CIN	16/0	12	6	6	0	0.0	0	0	0	1
2013	S.F.	16/8	22	15	7	3	0.0	0	1	0	2
2014	S.F.	14/11	27	21	6	5	5.0	3	0	0	1
2015	JAX	13/8	37	31	6	3	1.5	1	0	0	1
2016	JAX	9/2	12	11	1	0	0.0	0	0	0	1
NFL totals: 8 yrs.		108/33	146	105	41	11	7.0	5	1	0	6

Additional statistics: Special teams tackles: 73 over career; three in 2015, seven in 2014, seven in 2013, 17 in 2012, 13 in 2011, 16 in 2010 and 10 in 2009.

POSTSEASON CAREER STATISTICS											
YEAR	TEAM	GP/GS	TKL	SOLO	ASST	SACKS	FF	FR	INT	PD	
2009	CIN	1/0	0	0	0	0.0	0	0	0	0	
2011	CIN	1/0	1	1	0	0.0	0	0	0	0	
2012	CIN	1/0	1	1	0	0.0	0	0	0	0	
2013	S.F.	3/0	2	2	0	2.0	0	0	0	0	
NFL totals: 7 yrs.		6/0	4	4	0	2.0	0	0	0	0	

Additional statistics: Special teams tackles: 3 over career; two in 2013, one in 2009.

CAREER HIGHS		
	GAME	SEASON
Tackles:	9 (11/6/11 at TEN)	37 (2015)
Sacks:	2.0 (10/13/14 at STL)	5.0 (2014)
Forced fumbles:	1 (three times; last: 12/20/14 vs. S.D.)	3 (2014)
Fumble recoveries:	1 (10/27/13 at JAX)	1 (2013)
Passes defended:	2 (11/10/13 vs. CAR)	2 (2013)

PLAYER BIOS



2016 GAME-BY-GAME STATISTICS

DATE	OPP	TKL	SOLO	ASST	TFL	SACKS	ST	FF	FR	INT	PD
09/11	vs. Green Bay	1	1	0	0	0.0	0	0	0	0	0
09/18	at San Diego	0	0	0	0	0.0	0	0	0	0	0
09/25	vs. Baltimore	1	1	0	0	0.0	0	0	0	0	0
10/02	vs. Indianapolis					ina					
BYE WEEK											
10/16	at Chicago	0	0	0	0	0.0	0	0	0	0	0
10/23	vs. Oakland	1	1	0	0	0.0	0	0	0	0	0
10/27	at Tennessee	3	2	1	0	0.0	0	0	0	0	0
11/06	at Kansas City	1	1	0	0	0.0	0	0	0	0	0
11/13	vs. Houston	4	4	0	0	0.0	0	0	0	0	1
11/20	at Detroit					ina					
11/27	at Buffalo					ina					
12/04	vs. Denver	1	1	0	0	0.0	0	0	0	0	0
12/11	vs. Minnesota										
12/18	at Houston										
12/24	vs. Tennessee										
01/01	at Indianapolis										
2016 totals:		12	11	1	0	0.0	0	0	0	0	1



2015 GAME-BY-GAME STATISTICS

DATE	OPP	TKL	SOLO	ASST	TFL	SACKS	ST	FF	FR	INT	PD
09/13	vs. Carolina	6	6	0	1	1.0	1	0	0	0	0
09/20	vs. Miami	2	2	0	1	0.0	0	0	0	0	1
09/27	at New England	2	2	0	0	0.0	0	0	0	0	0
10/04	at Indianapolis	4	3	1	0	0.0	0	1	0	0	0
10/11	at Tampa Bay	3	3	0	1	0.0	0	0	0	0	0
10/18	vs. Houston	2	1	1	0	0.5	2	0	0	0	0
10/25	vs. Buffalo	6	6	0	0	0.0	0	0	0	0	0
BYE WEEK											
11/08	at N.Y. Jets	1	1	0	0	0.0	0	0	0	0	0
11/15	at Baltimore					ina					
11/19	vs. Tennessee	1	1	0	0	0.0	0	0	0	0	0
11/29	vs. San Diego					ina					
12/06	at Tennessee					ina					
12/13	vs. Indianapolis	1	1	0	0	0.0	0	0	0	0	0
12/20	vs. Atlanta	1	1	0	0	0.0	0	0	0	0	0
12/27	at New Orleans	4	3	1	0	0.0	0	0	0	0	0
01/03	at Houston	4	1	3	0	0.0	0	0	0	0	0
2015 totals:		37	31	6	3	1.5	3	1	0	0	1



2014 GAME-BY-GAME STATISTICS

DATE	OPP	TKL	SOLO	ASST	TFL	SACKS	FF	FR	INT	PD	
09/07	at Dallas	4	2	2	0	0.0	1	0	0	0	
09/14	vs. Chicago	3	1	2	0	0.0	0	0	0	0	
09/21	at Arizona	2	2	0	0	0.0	0	0	0	1	
09/28	vs. Philadelphia	2	1	1	0	0.0	0	0	0	0	
10/05	vs. Kansas City	4	2	2	0	0.0	0	0	0	0	
10/13	at St. Louis	4	3	1	2	2.0	1	0	0	0	
10/19	at Denver	2	0	2	0	0.0	0	0	0	0	
BYE WEEK											
11/02	vs. St. Louis	1	0	1	0	0.0	0	0	0	0	
11/09	at New Orleans					ina					
11/16	at N.Y. Giants					ina					
11/23	vs. Washington	0	0	0	0	0.0	0	0	0	0	
11/27	vs. Seattle	0	0	0	0	0.0	0	0	0	0	
12/07	at Oakland	7	4	3	1	1.0	0	0	0	0	
12/14	at Seattle	0	0	0	1	1.0	0	0	0	0	
12/20	vs. San Diego	3	2	1	1	1.0	1	0	0	0	
12/28	vs. Arizona	3	2	1	0	0.0	0	0	0	0	
2014 totals:		35	19	16	5	5.0	3	0	0	1	

Additional statistics: seven special teams tackles



2013 GAME-BY-GAME STATISTICS

DATE	OPP	TKL	SOLO	ASST	TFL	SACKS	FF	FR	INT	PD	
09/08	vs. Green Bay	0	0	0	0	0.0	0	0	0	0	
09/15	at Seattle	1	0	1	0	0.0	0	0	0	0	
09/22	vs. Indianapolis	0	0	0	0	0.0	0	0	0	0	
09/26	at St. Louis	2	2	0	0	0.0	0	0	0	0	
10/06	vs. Houston	4	3	1	0	0.0	0	0	0	0	
10/13	vs. Arizona	1	0	1	0	0.0	0	0	0	0	
10/20	at Tennessee	1	0	1	0	0.0	0	0	0	0	
10/27	at Jacksonville	8	6	2	0	0.0	0	1	0	0	
BYE WEEK											
11/10	vs. Carolina	3	2	1	0	0.0	0	0	0	2	
11/17	at New Orleans	5	2	3	0	0.0	0	0	0	0	
11/25	at Washington	2	1	1	0	0.0	0	0	0	0	
12/01	vs. St. Louis	2	0	2	0	0.0	0	0	0	0	
12/08	vs. Seattle	1	1	0	0	0.0	0	0	0	0	
12/15	at Tampa Bay	0	0	0	0	0.0	0	0	0	0	
12/23	vs. Atlanta	2	0	2	0	0.0	0	0	0	0	
12/29	at Arizona	2	1	1	0	0.0	0	0	0	0	
2013 totals:		34	18	16	0	0.0	0	1	0	2	

01/05	at Green Bay	0	0	0	0	0.0	0	0	0	0
01/12	at Carolina	2	2	0	1	1.0	0	0	0	0
01/19	at Seattle	3	1	2	1	1.0	0	0	0	0
Postseason totals:		5	3	2	2	2.0	0	0	0	0



2012 GAME-BY-GAME STATISTICS

DATE	OPP	TKL	SOLO	ASST	TFL	SACKS	FF	FR	INT	PD	
09/10	at Baltimore	2	1	1	0	0.0	0	0	0	0	
09/16	vs. Cleveland	0	0	0	0	0.0	0	0	0	0	
09/23	at Washington	0	0	0	0	0.0	0	0	0	0	
09/30	at Jacksonville	0	0	0	0	0.0	0	0	0	0	
10/07	vs. Miami	1	0	1	0	0.0	0	0	0	0	
10/14	at Cleveland	2	1	1	0	0.0	0	0	0	0	
10/21	vs. Pittsburgh	1	1	0	0	0.0	0	0	0	0	
BYE WEEK											
11/04	vs. Denver	0	0	0	0	0.0	0	0	0	0	
11/11	vs. N.Y. Giants	1	1	0	0	0.0	0	0	0	0	
11/18	at Kansas City	0	0	0	0	0.0	0	0	0	0	
11/25	vs. Oakland	0	0	0	0	0.0	0	0	0	0	
12/02	at San Diego	0	0	0	0	0.0	0	0	0	0	
12/09	vs. Dallas	1	1	0	0	0.0	0	0	0	0	
12/13	at Philadelphia	0	0	0	0	0.0	0	0	0	0	
12/23	at Pittsburgh	0	0	0	0	0.0	0	0	0	0	
12/30	vs. Baltimore	0	0	0	0	0.0	0	0	0	1	
2012 totals:		12	6	6	0	0.0	0	0	0	1	

01/05	at Houston	2	2	0	0	0.0	0	0	0	0
Postseason totals:		2	2	0	0	0.0	0	0	0	0



2011 GAME-BY-GAME STATISTICS

DATE	OPP	TKL	SOLO	ASST	TFL	SACKS	FF	FR	INT	PD	
09/10	at Baltimore	2	1	1	0	0.0	0	0	0	0	
09/16	vs. Cleveland	0	0	0	0	0.0	0	0	0	0	
09/23	at Washington	0	0	0	0	0.0	0	0	0	0	
09/30	at Jacksonville	0	0	0	0	0.0	0	0	0	0	
10/07	vs. Miami	1	0	1	0	0.0	0	0	0	0	
10/14	at Cleveland	2	1	1	0	0.0	0	0	0	0	
10/21	vs. Pittsburgh	1	1	0	0	0.0	0	0	0	0	
BYE WEEK											
11/04	vs. Denver	0	0	0	0	0.0	0	0	0	0	
11/11	vs. N.Y. Giants	1	1	0	0	0.0	0	0	0	0	
11/18	at Kansas City	0	0	0	0	0.0	0	0	0	0	
11/25	vs. Oakland	0	0	0	0	0.0	0	0	0	0	
12/02	at San Diego	0	0	0	0	0.0	0	0	0	0	
12/09	vs. Dallas	1	1	0	0	0.0	0	0	0	0	
12/13	at Philadelphia	0	0	0	0	0.0	0	0	0	0	
12/23	at Pittsburgh	0	0	0	0	0.0	0	0	0	0	
12/30	vs. Baltimore	0	0	0	0	0.0	0	0	0	1	
2011 totals:		12	6	6	0	0.0	0	0	0	1	

01/05	at Houston	2	2	0	0	0.0	0	0	0	0
Postseason totals:		2	2	0	0	0.0	0	0	0	0

PLAYER BIOS



2010 GAME-BY-GAME STATISTICS

DATE	OPP	TKL	SOLO	ASST	TFL	SACKS	FF	FR	INT	PD
09/12	at New England	0	0	0	0	0.0	0	0	0	0
09/19	vs. Baltimore	0	0	0	0	0.0	0	0	0	0
09/26	at Carolina	0	0	0	0	0.0	0	0	0	0
10/03	at Cleveland	0	0	0	0	0.0	0	0	0	0
10/10	vs. Tampa Bay	0	0	0	0	0.0	0	0	0	0
BYE WEEK										
10/24	at Atlanta	0	0	0	0	0.0	0	0	0	0
10/31	vs. Miami	0	0	0	0	0.0	0	0	0	0
11/08	vs. Pittsburgh	0	0	0	0	0.0	0	0	0	0
11/14	at Indianapolis	0	0	0	0	0.0	0	0	0	0
11/21	vs. Buffalo	0	0	0	0	0.0	0	0	0	0
11/25	at N.Y. Jets	0	0	0	0	0.0	0	0	0	0
12/05	vs. New Orleans	0	0	0	0	0.0	0	0	0	0
12/12	at Pittsburgh	0	0	0	0	0.0	0	0	0	0
12/19	vs. Cleveland	0	0	0	0	0.0	0	0	0	0
12/26	vs. San Diego	2	0	2	0	0.0	0	0	0	0
01/02	at Baltimore	0	0	0	0	0.0	0	0	0	0
2010 totals:		2	0	2	0	0.0	0	0	0	0



2009 GAME-BY-GAME STATISTICS

DATE	OPP	TKL	SOLO	ASST	TFL	SACKS	FF	FR	INT	PD
09/13	vs. Denver					ps				
09/20	at Green Bay					ps				
09/27	vs. Pittsburgh					ps				
10/04	at Cleveland					ps				
10/11	at Baltimore	0	0	0	0	0.0	0	0	0	0
10/18	vs. Houston	0	0	0	0	0.0	0	0	0	0
10/25	vs. Chicago	0	0	0	0	0.0	0	0	0	0
BYE WEEK										
11/08	vs. Baltimore	0	0	0	0	0.0	0	0	0	0
11/15	at Pittsburgh	0	0	0	0	0.0	0	0	0	0
11/22	at Oakland	0	0	0	0	0.0	0	0	0	0
11/29	vs. Cleveland	0	0	0	0	0.0	0	0	0	0
12/06	vs. Detroit	0	0	0	0	0.0	0	0	0	0
12/13	at Minnesota	0	0	0	0	0.0	0	0	0	0
12/20	at San Diego	0	0	0	0	0.0	0	0	0	0
12/27	vs. Kansas City	0	0	0	0	0.0	0	0	0	0
01/03	at N.Y. Jets	0	0	0	0	0.0	0	0	0	0
2009 totals:		0	0	0	0	0.0	0	0	0	0

PLAYER BIOS

98

CHRIS SMITH

DEFENSIVE END

6-1 270 LBS.


ARKANSAS

BORN FEBRUARY 11, 1992

MOUNT ULLA, NORTH CAROLINA

ACQ: 5TH ROUND OF 2014 DRAFT (159TH)

EXP: 3RD YEAR



TRANSACTIONS

Originally drafted by Jacksonville in the fifth round (159th overall) of the 2014 draft

PRO (Games played/started - 17/0)

- Second-year DE was a fifth-round draft pick in 2014

2016 (w/ JAX - 4/0)

- **9/11 vs. G.B.:** Inactive
- **9/18 at S.D.:** Inactive
- **9/25 vs. BAL:** Inactive
- **10/2 vs. IND:** Recorded two solo tackles, 1.0 sack and a tackle for a loss in 14 defensive snaps played
- **10/16 at CHI:** Inactive
- **10/23 vs. OAK:** Inactive
- **10/27 at TEN:** Recorded two solo tackles
- **11/6 at K.C.:** Saw action at DE and on special teams
- **11/13 at HOU:** Inactive (eye)
- **11/20 at DET:** Inactive (eye)
- **11/27 at BUF:** Inactive (eye)
- **12/4 vs. DEN:** Saw action at DE and on special teams

2015 (w/ JAX - 6/0)

Saw action in six games at DT and totaled 10 tackles (eight solo), including one tackle for loss, one pass defended and 0.5 sack

- **9/13 vs. CAR:** Made a career-high four solo tackles, including one tackle for loss and one pass defended
- **9/20 vs. MIA:** Made two tackles (one solo)
- **9/27 at N.E.:** Recorded 0.5 sacks on Patriots QB Tom Brady

2014 (w/ JAX - 7/0)

Appeared in seven games as a rookie ... Finished with three sacks along with five tackles ... Made opening day roster but was waived on Sept. 13 and signed to practice squad on Sept. 15 ... Promoted to 53-man roster on Oct. 20

- **10/26 vs. MIA:** Made NFL debut and saw action on special teams
- **11/2 at CIN:** Split a sack with DE Ryan Davis on the Bengals first possession, the first sack of his career
- **11/23 at IND:** Sacked QB Andrew Luck in the first quarter and forced a fumble that was recovered by DT Sen'Derrick Marks
- **12/7 vs. HOU:** Split a sack with Marks on the Texans' first possession and had two QB hits
- **12/18 vs. TEN:** Totaled two solo tackles and one sack of QB Charlie Whitehurst

COLLEGE (at Arkansas, 2010-13)

- Four-year letterman
- Appeared in 43 games with 27 starts, 15 at strong-side DE and 12 on the weak-side
- Started final 24 games of his career
- Career totals include 122 tackles (64 solo), 21.5 sacks, 30.5 tackles for loss and 20 QB pressures
- One of five players in school history with 20-plus sacks
- Was enrolled in Fulbright College of Arts and Sciences

PERSONAL

- Son of Sherry and William Smith
- Attended West Rowan (Mount Ulla, N.C.) High School, where he played for head coach Scott Young
- Led team to back-to-back state championships including 30 straight victories
- Over his junior and senior season, compiled more than 200 tackles and 48 sacks
- Twitter handle is @98ChrisSmith

REGULAR SEASON CAREER STATISTICS

YEAR	TEAM	GP/GS	TKL	SOLO	ASST	TFL	SACKS	ST	FF	FR	INT	PD
2014	JAX	7/0	5	3	2	1	3.0	0	1	0	0	0
2015	JAX	6/0	10	8	2	1	0.5	0	0	0	0	1
2016	JAX	4/0	4	4	0	1	1.0	0	0	0	0	0
NFL totals: 3 yrs.		17/0	19	15	4	3	4.5	0	1	0	0	1

CAREER HIGHS

	GAME	SEASON
Tackles:	4 (9/13/15 vs. CAR)	10 (2015)
Sacks:	1.0 (three; last: 10/2/16 vs. IND)	3.0 (2014)
Forced fumbles:	1 (11/23/14 vs. IND)	1 (2014)
Passes defended:	1 (9/13/15 vs. CAR)	1 (2015)

2016 GAME-BY-GAME STATISTICS

DATE	OPP	TKL	SOLO	ASST	TFL	SACKS	ST	FF	FR	INT	PD
09/11	vs. Green Bay					ina					
09/18	at San Diego					ina					
09/25	vs. Baltimore					ina					
10/02	vs. Indianapolis	2	2	0	1	1.0	0	0	0	0	0
BYE WEEK											
10/16	at Chicago					ina					
10/23	vs. Oakland					ina					
10/27	at Tennessee	2	2	0	0	0.0	0	0	0	0	0
11/06	at Kansas City	0	0	0	0	0.0	0	0	0	0	0
11/13	vs. Houston					ina					
11/20	at Detroit					ina					
11/27	at Buffalo					ina					
12/04	vs. Denver	0	0	0	0	0.0	0	0	0	0	0
12/11	vs. Minnesota										
12/18	at Houston										
12/24	vs. Tennessee										
01/01	at Indianapolis										
2016 totals:		4	4	0	1	1.0	0	0	0	0	0

2015 GAME-BY-GAME STATISTICS

DATE	OPP	TKL	SOLO	ASST	TFL	SACKS	ST	FF	FR	INT	PD
09/13	vs. Carolina	4	4	0	1	0.0	0	0	0	0	1
09/20	vs. Miami	2	1	1	0	0.0	0	0	0	0	0
09/27	at New England	1	0	1	0	0.5	0	0	0	0	0
10/04	at Indianapolis					ina					
10/11	at Tampa Bay					ina					
10/18	vs. Houston					ina					
10/25	vs. Buffalo					ina					
BYE WEEK											
11/08	at N.Y. Jets					ina					
11/15	at Baltimore					ina					
11/19	vs. Tennessee					ina					
11/29	vs. San Diego	1	1	0	0	0.0	0	0	0	0	0
12/06	at Tennessee					ina					
12/13	vs. Indianapolis	2	2	0	0	0.0	0	0	0	0	0
12/20	vs. Atlanta	0	0	0	0	0.0	0	0	0	0	0
12/27	at New Orleans					ina					
01/03	at Houston					ina					
2015 totals:		10	8	2	1	0.5	0	0	0	0	1


2014 GAME-BY-GAME STATISTICS

DATE	OPP	TKL	SOLO	ASST	TFL	SACKS	ST	FF	FR	INT	PD
09/07	at Philadelphia					ina					
09/14	at Washington					--					
09/21	vs. Indianapolis					ps					
09/28	at San Diego					ps					
10/05	vs. Pittsburgh					ps					
10/12	at Tennessee					ps					
10/19	vs. Cleveland					ps					
10/26	vs. Miami	0	0	0	0	0.0	0	0	0	0	0
11/02	at Cincinnati	1	0	1	0	0.5	0	0	0	0	0
11/09	vs. Dallas	0	0	0	0	0.0	0	0	0	0	0
BYE WEEK											
11/23	at Indianapolis	1	1	0	0	1.0	0	1	0	0	0
11/30	vs. N.Y. Giants					ina					
12/07	vs. Houston	1	0	1	0	0.5	0	0	0	0	0
12/14	at Baltimore	0	0	0	0	0.0	0	0	0	0	0
12/18	vs. Tennessee	2	2	0	1	1.0	0	0	0	0	0
01/03	at Houston					ina					
2014 totals:		5	3	2	1	3.0	0	1	0	0	0

PLAYER BIOS

50

TELVIN SMITH



LINEBACKER

6-3 223 LBS.

FLORIDA STATE

BORN APRIL 11, 1991

VALDOSTA, GEORGIA

ACQ: 5TH ROUND OF 2014 DRAFT (144TH)

EXP: 3RD YEAR

TRANSACTIONS

Originally drafted by Jacksonville in the fifth round (144th overall) of the 2014 draft

PRO (Games played/started - 42/36)

• His streak of 31 straight games with five-plus tackles is the second-longest active streak in the NFL

2016 (w/ JAX - 12/12)

- **9/11 vs. G.B.:** Made his 25th career start at WLB and tallied eight tackles (six solo), including two tackles for loss
- **9/18 at S.D.:** Started at WLB and made nine tackles (seven solo), including two tackles for loss
- **9/25 vs. BAL:** Started at WLB and had seven tackles (six solo), including one tackle for a loss and two passes defended
- **10/2 vs. IND:** Recorded a team-high eight solo tackles and also had a tackle for a loss
- **10/16 at OAK:** Posted eight solo tackles, including one tackle for loss
- **10/23 vs. CHI:** Registered five tackles (four solo), including a season-high three tackles for loss
- **10/27 at TEN:** Recorded a team-high 15 tackles (10 solo) starting at WLB
- **11/6 at K.C.:** Had five solo tackles and one pass defended
- **11/13 vs. HOU:** Tied for the team-lead with six tackles (four solo)
- **11/20 at DET:** Started at WLB and led the team with eight tackles (seven solo), including one tackle for loss and one fumble recovery
- **11/27 at BUF:** Led the team with nine tackles (seven solo), including two tackles for loss
- **12/4 vs. DEN:** Tied for the team lead with six solo tackles, while also registering one sack, his first since recording two at Tennessee last season

2015 (w/ JAX - 14/14)

Played and started in 14 games at WLB in his second season with the Jaguars ... Finished second on the team with 128 tackles, the most in the NFL by a player in his first or second season ... Added seven passes defended, the second-most on the team

- **9/13 vs. CAR:** Recorded nine tackles (seven solo) and three tackles for loss
- **9/20 vs. MIA:** Led the team with nine tackles (six solo) and recorded one pass defended
- **9/27 at N.E.:** Recorded 11 tackles (seven solo) in team's road opener
- **10/4 at IND:** Made eight tackles (six solo) and 0.5 sacks
- **10/11 at T.B.:** Recorded 14 tackles (13 solo) and one tackle for loss
- **10/25 vs. BUF:** Made a team-high nine tackles (eight solo), including two tackles for loss and three passes defended ... Recorded his first career TD, intercepting QB **E.J. Manuel** and returning it 26 yards for the second-quarter score
- **11/8 at NYJ:** Made seven tackles (five solo), including two passes defended, one forced fumble and a tackle for loss
- **11/15 at BAL:** Led the team with 12 tackles (five solo)
- **12/6 at TEN:** Registered nine tackles (seven solo), two sacks, including one sack-fumble ... First Jaguars LB with multiple sacks in a single game since **Paul Posluszny** registered 2.0 sacks in Week 17 of the 2012 season and is just the sixth linebacker in franchise history to accomplish the feat, joining **Posluszny**, **Mike Peterson**, **Akin Ayodele**, **Kevin Hardy** (two games with multiple sacks) and **Brant Boyer** (two games with multiple sacks)
- **12/13 vs. IND:** Started at WLB and made nine tackles (eight solo), including one tackle for loss ... Added one pass defended

2014 (w/ JAX - 16/10)

Appeared in all 16 games and made 10 starts at LB ... Ranked second on team with 99 tackles (68 solo) and nine tackles for loss ... Had a team-high two fumble recoveries along with four passes defended, one QB hit and one forced fumble ... Ranked third among all NFL rookies in tackles

- **9/7 at PHI:** Made NFL debut and posted three solo tackles with one stop for loss
- **9/14 at WAS:** Produced four tackles (two solo) including his first career sack: QB **Kirk Cousins** for an 11-yard loss in the fourth quarter
- **10/19 vs. CLE:** Named AFC Defensive Player of the Week after producing a sack/forced fumble, interception and two passes defended ... Registered a sack/forced fumble of QB **Brian Hoyer** in the third quarter and the ball was recovered by **Paul Posluszny** ... With 5:21 remaining in the game, Smith picked off Hoyer and returned it 15 yards to set up a Jaguars TD
- **11/23 at IND:** Started at LB and paced the team with 12 tackles (nine solo) along with two fumble recoveries and two tackles for loss ... Recovered an **Andrew Luck** fumble in the first quarter and a **Dan Herron** fumble in the second quarter
- **11/30 vs. NYG:** Started at LB and had double-digit tackles for the second straight

game, finishing with 10 stops (eight solo)

- **12/18 vs. TEN:** Compiled a then career-high 15 tackles (10 solo) including one for loss
- **12/28 at HOU:** Registered a career-high 16 tackles (11 solo) in the season-finale

COLLEGE (at Florida State, 2010-13)

- Appeared in 54 games with 15 starts
- Totaled 214 tackles (139 solo) with seven sacks, 29 tackles for loss and six QB pressures
- Added four fumble recoveries and two forced fumbles
- Had 10 passes defended and four INTs, three returned for TDs
- Started all 14 games as a senior and tallied a team-high 90 tackles (61 solo), three INTs, 9.5 tackles for loss, two sacks, two fumble recoveries and four passes defended
- Recorded three INTs and tied the school single-season record with three returned for TDs
- First-team ALL-ACC selection by the league's coaches, ESPN.com and The Sporting News
- Majored in sports administration

PERSONAL

- Attended Lowndes High School in Georgia
- Received four-star ranking from Rivals.com and a three-star rating from Scout.com
- Super Prep All-State selection
- Registered 109 tackles (84 solo) as a senior with a pair of INTs
- Recorded 97 tackles, 16 tackles for loss and two INTs as a junior, leading team to Class 5A championship
- Played in the Georgia Athletic Coaches Association North/South All-Star Classic
- Twitter handle is @TelvinSmith_22

REGULAR SEASON CAREER STATISTICS

YEAR	TEAM	GP/GS	TKL	SOLO	ASST	TFL	SACKS	ST	FF	FR	PD	INT
2014	JAX	16/10	99	68	31	9	2.0	4	1	2	4	1
2015	JAX	14/14	128	99	29	13	2.5	0	2	0	7	1
2016	JAX	12/12	94	78	16	13	1.0	0	0	1	5	0
NFL totals: 3 yrs.		42/36	321	245	76	35	5.5	4	3	3	16	2

CAREER HIGHS

	GAME	SEASON
Tackles:	16 (12/28/14 at HOU)	128 (2015)
Tackles for loss:	3 (9/13/15 vs. CAR)	13 (2015)
Sacks:	2.0 (12/6/15 at TEN)	2.5 (2015)
Forced fumbles:	1 (three times; last: 12/6/15 at TEN)	2 (2015)
Fumble recoveries:	2 (11/23/14 at IND)	2 (2014)
Passes defended:	3 (10/25/15 vs. BUF)	7 (2015)
Interceptions:	1 (two times; last: 10/25/15 vs. BUF)	1 (2014 & 2015)

2016 GAME-BY-GAME STATISTICS

DATE	GAME	TKL	SOLO	ASST	TFL	SACKS	ST	FF	FR	PD	INT
09/11	vs. Green Bay	8	6	2	2	0.0	0	0	0	0	0
09/18	at San Diego	9	7	2	2	0.0	0	0	0	0	0
09/25	vs. Baltimore	7	6	1	1	0.0	0	0	0	2	0
10/02	vs. Indianapolis	8	8	0	1	0.0	0	0	0	0	0
BYE WEEK											
10/16	at Chicago	8	8	0	1	0.0	0	0	0	1	0
10/23	vs. Oakland	5	4	1	3	0.0	0	0	0	0	0
10/27	at Tennessee	15	10	5	0	0.0	0	0	0	1	0
11/06	at Kansas City	5	5	0	0	0.0	0	0	0	1	0
11/13	vs. Houston	6	4	2	0	0.0	0	0	0	0	0
11/20	at Detroit	8	7	1	1	0.0	0	0	1	0	0
11/27	at Buffalo	9	7	2	2	0.0	0	0	0	0	0
12/04	vs. Denver	6	6	0	0	1.0	0	0	0	0	0
12/11	vs. Minnesota										
12/18	at Houston										
12/24	vs. Tennessee										
01/01	at Indianapolis										
2016 totals:		94	78	16	13	1.0	0	0	1	5	0

PLAYER BIOS



2015 GAME-BY-GAME STATISTICS

DATE	GAME	TKL	SOLO	ASST	TFL	SACKS	ST	FF	FR	PD	INT
09/13	vs. Carolina	9	7	2	3	0.0	0	0	0	0	0
09/20	vs. Miami	9	6	3	0	0.0	0	0	0	1	1
09/27	at New England	11	7	4	0	0.0	0	0	0	0	0
10/04	at Indianapolis	9	5	4	1	0.5	0	0	0	0	0
10/11	at Tampa Bay	14	13	1	1	0.0	0	0	0	0	0
10/18	vs. Houston	7	7	0	1	0.0	0	0	0	0	0
10/25	vs. Buffalo	9	8	1	2	0.0	0	0	0	3	1
	BYE WEEK										
11/08	at N.Y. Jets	8	6	2	1	0.0	0	1	0	2	0
11/15	at Baltimore	12	5	7	0	0.0	0	0	0	0	0
11/19	vs. Tennessee	9	8	1	1	0.0	0	0	0	0	0
11/29	vs. San Diego	7	6	1	0	0.0	0	0	0	0	0
12/06	at Tennessee	9	7	2	1	2.0	0	1	0	0	0
12/13	vs. Indianapolis	9	8	1	1	0.0	0	0	0	1	0
12/20	vs. Atlanta	6	6	0	1	0.0	0	0	0	0	0
12/27	at New Orleans					ina					
01/03	at Houston					ina					
2015 totals:		128	99	29	13	2.5	0	2	0	7	1




2014 GAME-BY-GAME STATISTICS

DATE	GAME	TKL	SOLO	ASST	TFL	SACKS	ST	FF	FR	PD	INT
09/07	at Philadelphia	3	3	0	1	0.0	0	0	0	0	0
09/14	at Washington	4	2	2	1	1.0	0	0	0	0	0
09/21	vs. Indianapolis	3	2	1	0	0.0	0	0	0	0	0
09/28	at San Diego	1	1	0	0	0.0	0	0	0	0	0
10/05	vs. Pittsburgh	4	2	2	0	0.0	0	0	0	0	0
10/12	at Tennessee	2	2	0	0	0.0	0	0	0	0	0
10/19	vs. Cleveland	4	3	1	1	1.0	0	1	0	2	1
10/26	vs. Miami	5	2	3	0	0.0	0	0	0	1	0
11/02	at Cincinnati	7	5	2	0	0.0	0	0	0	0	0
11/09	vs. Dallas	3	3	0	1	0.0	0	0	0	0	0
	BYE WEEK										
11/23	at Indianapolis	12	9	3	2	0.0	0	0	2	0	0
11/30	vs. N.Y. Giants	10	9	2	0	0.0	0	0	0	0	0
12/07	vs. Houston	5	4	1	2	0.0	0	0	0	1	0
12/14	at Baltimore	5	1	4	0	0.0	0	0	0	0	0
12/18	vs. Tennessee	15	10	5	1	0.0	0	0	0	0	0
12/28	at Houston	16	11	5	0	0.0	0	0	0	0	0
2014 totals:		99	68	31	9	2.0	0	1	2	4	1

PLAYER BIOS

87

NEAL STERLING



TIGHT END

6-4 235 LBS.

MONMOUTH

BORN JANUARY 14, 1992

BELMAR, NEW JERSEY

ACQ: 7TH ROUND OF 2015 DRAFT (220TH)

EXP: 2ND YEAR

TRANSACTIONS

Originally drafted by Jacksonville in the fifth round (144th overall) of the 2015 draft ... Waived on 9/5/15 ... Signed to the practice squad on 9/6/15 ... Promoted to the active roster on 10/20/15

PRO (Games played/started - 16/0)

- First player selected from Monmouth in Jaguars draft history
- Second player from Monmouth selected in the NFL Draft
- Switched from WR to TE prior to the 2016 season

2016 (w/ JAX - 7/0)

- **9/11 vs. G.B.:** Played 18 snaps on special teams
- **9/18 at S.D.:** Lined up at WR and saw action on special teams
- **9/25 vs. BAL.:** Contributed on special teams and lined up at WR
- **10/2 vs. IND:** Recorded his first career reception, a 10-yard pass from QB **Blake Bortles**
- **10/16 at CHI:** Inactive (foot)
- **10/23 vs. OAK:** Inactive for the second straight week
- **10/27 at TEN:** Inactive
- **11/6 at K.C.:** Inactive
- **11/13 vs. HOU:** Saw action on special teams
- **11/20 at DET:** Inactive (foot)
- **11/27 at BUF:** Saw action at TE, posting two receptions for 16 yards, and on special teams
- **12/4 vs. DEN:** Recorded career- and team-highs with five receptions for 43 yards (8.6 rec. avg.)

2015 (w/ JAX - 9/0)

- Spent the first six weeks of his rookie season on the practice squad before promotion to the active roster
- Played in nine games on special teams

COLLEGE (at Monmouth, 2010-14)

- Career totals include 212 receptions, 2,615 yards and 22 touchdowns in 43 career games
- Finished his career as the most decorated Monmouth wide receiver since Miles Austin, finishing in the top three in every Monmouth receiving record
- Became the school's all-time leader in receptions in Monmouth's second-to-last game of his senior season against top-ranked Coastal Carolina
- Majored in health studies and physical education

PERSONAL

- Played wide receiver and safety under coach Pete Cahill at Manasquan (N.J.) High School
- Helped lead the Warriors to a 9-3 record and a National-Division Championship
- Earned First Team All-Shore Conference, All-Monmouth County and All-Division honors at WR in 2009
- Member of National Honor Society
- Son of Michael and Tina Sterling

REGULAR SEASON CAREER STATISTICS

YEAR	TEAM	GP/GS	RECs	YDS	AVG.	LG	TD
2015	JAX	9/0	0	0	0.0	0	0
2016	JAX	7/0	8	69	8.6	17	0
2016 totals: 2 yrs.		16/0	8	69	8.6	17	0


2016 GAME-BY-GAME STATISTICS

DATE	OPP	RECs	YDS	AVG.	LG	TD
09/11	vs. Green Bay	0	0	0.0	0	0
09/18	at San Diego	0	0	0.0	0	0
09/25	vs. Baltimore	0	0	0.0	0	0
10/02	vs. Indianapolis	1	10	10.0	10	0
BYE WEEK						
10/16	at Chicago			ina		
10/23	vs. Oakland			ina		
10/27	at Tennessee			ina		
11/06	at Kansas City			ina		
11/13	vs. Houston	0	0	0.0	0	0
11/20	at Detroit			ina		
11/27	at Buffalo	2	16	8.0	10	0
12/04	vs. Denver	5	43	8.6	17	0
12/11	vs. Minnesota					
12/18	at Houston					
12/24	vs. Tennessee					
01/01	at Indianapolis					
2016 totals:		8	69	8.6	17	0

PLAYER BIOS

[80] **JULIUS THOMAS**

TIGHT END
6-5 260 LBS.
PORTLAND STATE
BORN JUNE 27, 1988
STOCKTON, CALIFORNIA
ACQ: UNRESTRICTED FREE AGENT (DENVER) 2015
EXP: 6TH YEAR



TRANSACTIONS

Originally drafted by Denver in the fourth round (129th overall) of the 2011 draft ... Signed by Jacksonville as an unrestricted free agent on 3/11/15

PRO (Games played/started - 57/41, 4/3)

- Sixth-year TE spent first four seasons with Denver after being selected in the fourth round of 2011 draft
- Two-time Pro Bowl selection (2013, 2014)
- Has 33 receiving TDs since the 2013 season, the most by an NFL TE during that span
- Became the first TE in NFL history to register 12-plus TDs in consecutive seasons (2013-14)
- Has posted 100+ receiving yards in four games, multiple TDs in six games and five-plus catches in 14 games

2016 (w/ JAX - 9/6)

- **9/11 vs. G.B.:** Made five catches for 64 yards, including a 22-yard TD
- **9/18 at S.D.:** Had four catches for 71 yards (17.8 rec. avg.)
- **9/25 vs. BAL:** Started at TE and recorded two receptions for 13 yards
- **10/2 vs. IND:** Inactive (elbow)
- **10/16 at CHI:** Posted two receptions for 28 yards
- **10/23 vs. OAK:** Caught three passes for 20 yards (6.7 rec. avg.), including a nine-yard TD pass, his second TD of the season
- **10/27 at TEN:** Started at TE and recorded three receptions for 28 yards including a 10-yard TD pass from QB **Blake Bortles**
- **11/6 at K.C.:** Posted two receptions for 21 yards
- **11/13 vs. HOU:** Had six receptions for 24 yards and one TD
- **11/20 at DET:** Had three receptions for 12 yards (4.0 rec. avg.)
- **11/27 at BUF:** Inactive (back)
- **12/4 vs. DEN:** Inactive (back)

2015 (w/ JAX - 12/10)

Missed the first four games of the season due to a thumb injury ... Played in 12 games with 10 starts and caught 46 passes for 455 yards (9.9 rec. avg.) and five TDs ... Caught a TD in four consecutive games between 11/19 and 12/13, the longest streak by a Jaguars TE since **Marcedes Lewis** from 12/1/13 - 12/22/13

- **10/11 at T.B.:** Made his Jaguars debut, recording two catches for 20 yards (10.0 avg.)
- **10/18 vs. HOU:** Made his first start as a Jaguar, making seven receptions for 78 yards (11.1 rec. avg.) and his first TD as a Jaguar
- **11/19 vs. TEN:** Had five receptions for 28 yards (5.6 rec. avg.) and a game-winning 5-yard TD reception in the fourth quarter
- **11/29 vs. S.D.:** Had a career-high-tying nine receptions for a season-high 116 yards (12.9 rec. avg.) and one TD
- **12/6 at TEN:** Posted two receptions for 15 yards (7.5 rec. avg.) and one TD

2014 (w/ DEN - 13/10, 1/0)

Missed three games with an ankle injury ... Season totals included 43 receptions for 489 yards (11.4 rec. avg.) and team-high 12 TDs ... Earned his second consecutive Pro Bowl selection

- **10/5 vs. ARI:** Caught Denver QB Peyton Manning's historic 500th TD pass in the first quarter
- **10/12 at NYJ:** Caught two TDs, increasing his season total to nine receiving TDs through five games, tied for the most in NFL history (most-ever by an NFL TE)
- **11/9 at OAK:** Made his 100th career reception and caught his final two TDs
- **1/11/15 vs. IND:** Registered six receptions for 53 yards (8.8 rec. avg.) in the Broncos' 24-13 loss on in the AFC Divisional Playoff round

2013 (w/ DEN - 14/14, 3/3)

Started 14 games and finished with 65 catches for 788 yards (12.1 rec. avg.) and a career-high 12 TDs ... Earned his first Pro Bowl selection ... Had at least one TD in 10 of 16 games

- **9/5 vs. BAL:** Opened the season with five receptions for 110 yards and two TDs, posting his first career 100-yard receiving game
- **10/6 at DAL:** Set career highs in receptions (nine) and receiving yards (122) and added two receiving TDs
- **11/10 at S.D.:** Caught a 74-yard TD pass
- **12/22 at HOU:** Caught Peyton Manning's record-breaking 51st TD pass on a 25-yard completion, finishing with six receptions for 78 yards (13.0 rec. avg.)
- **1/12/14 vs. S.D.:** Led the team with 76 receiving yards on six receptions (12.7 rec. avg.) in his postseason debut in the AFC Divisional Playoff game
- **1/19 vs. N.E.:** Led team with eight receptions for 85 yards (10.6 rec. avg.) in the

AFC Championship game

2012 (w/ DEN - 4/0)

Appeared in the first four games of the season before being declared a game day inactive for the remainder of the season with an ankle injury

2011 (w/ DEN - 5/1)

Saw action in five games with one start as a rookie

- **9/18 vs. CIN:** Made first career reception for five yards

COLLEGE (at Portland State, 2007-10)

- Played one season of collegiate football during his senior season
- Named first-team All-Big Sky Conference after starting 10 of 11 games and posting 29 receptions for 453 yards (15.6 rec. avg.) and two TDs as a senior
- Participated in the East-West Shrine Game following his senior season and caught a five-yard TD and two-point conversion for the West team
- Four-year letterman for Portland State's basketball team
- Led basketball team to its first two appearances in the NCAA tournament (2008, 2009) in school history
- Finished as the program's all-time leader in games played (121), career wins (78) and field goal pct. (.663)
- Graduated with a degree in business administration

PERSONAL

- Attended Tokay (Lodi, Calif.) High School
- Was a standout power forward and center on the school's basketball team
- Led team to a 25-9 overall record and a San Joaquin Section title during his senior year when he was named co-player of the Year by The Record (San Joaquin)
- Twitter handle is @Julius_Thomas

REGULAR SEASON CAREER STATISTICS							
YEAR	TEAM	GP/GS	NO	YDS	AVG	LG	TD
2011	DEN	5/1	1	5	5.0	5	0
2012	DEN	4/0	0	0	0.0	0	0
2013	DEN	14/14	65	788	12.1	74t	12
2014	DEN	13/10	43	489	11.4	35t	12
2015	JAX	12/10	46	455	9.9	34	5
2016	JAX	9/6	30	281	9.4	24	4
NFL totals: 6 yrs.		57/41	185	2,018	10.9	74t	33

POSTSEASON CAREER STATISTICS							
YEAR	TEAM	GP/GS	NO	YDS	AVG	LG	TD
2013	DEN	3/3	18	188	10.4	37	0
2014	DEN	1/0	6	53	8.8	32	0
NFL totals: 6 yrs.		4/3	24	241	10.0	37	0

CAREER HIGHS		
	GAME	SEASON
Receptions:	9 (twice, last: 11/29/15 vs. S.D.)	65 (2013)
Receiving yards:	122 (10/6/13 at DAL)	788 (2013)
Longest reception:	74 (11/10/13 at S.D.)	74 (2013)
Touchdowns:	3 (9/7/14 vs. IND)	12 (2013 & 2014)

2016 GAME-BY-GAME STATISTICS							
DATE	OPP	RECS	YDS	AVG.	LG	TD	
09/11	vs. Green Bay	5	64	12.8	22t	1	
09/18	at San Diego	4	71	17.8	24	0	
09/25	vs. Baltimore	2	13	6.5	8	0	
10/02	vs. Indianapolis			ina			
	BYE WEEK						
10/16	at Chicago	2	28	14.0	15	0	
10/23	vs. Oakland	3	20	6.7	9t	1	
10/27	at Tennessee	3	28	9.3	10t	1	
11/06	at Kansas City	2	21	10.5	12	0	
11/13	vs. Houston	6	24	4.0	12	1	
11/20	at Detroit	3	12	4.0	9	0	
11/27	at Buffalo			ina			
12/04	vs. Denver			ina			
12/11	vs. Minnesota						
12/18	at Houston						
12/24	vs. Tennessee						
01/01	at Indianapolis						
2016 totals:		30	281	9.4	24	4	

PLAYER BIOS

2015 GAME-BY-GAME STATISTICS

DATE	GAME	RECS	YDS	AVG.	LG	TD
09/13	vs. Carolina			ina		
09/20	vs. Miami			ina		
09/27	at New England			ina		
10/04	at Indianapolis			ina		
10/11	at Tampa Bay	2	20	10.0	15	0
10/18	vs. Houston	7	78	11.1	29t	1
10/25	vs. Buffalo	1	4	4.0	4	0
	BYE WEEK					
11/08	at N.Y. Jets	3	14	4.7	7	0
11/15	at Baltimore	2	23	11.5	12	0
11/19	vs. Tennessee	5	28	5.6	12	1
11/29	vs. San Diego	9	116	12.9	34	1
12/06	at Tennessee	2	15	7.5	9t	1
12/13	vs. Indianapolis	5	54	10.8	30	1
12/20	vs. Atlanta	6	79	13.2	22	0
12/27	at New Orleans	2	12	6.0	8	0
01/03	at Houston	2	12	6.0	6	0
2015 totals:		46	455	9.9	34	5

2014 GAME-BY-GAME STATISTICS

DATE	GAME	RECS	YDS	AVG.	LG	TD
09/07	vs. Indianapolis	7	104	14.9	35t	3
09/14	vs. Kansas City	4	39	9.8	16	1
09/21	at Seattle	3	17	5.7	9	1
	BYE WEEK					
10/05	vs. Arizona	6	66	11.0	25	2
10/12	at N.Y. Jets	4	51	12.8	22t	2
10/19	vs. San Francisco	4	27	6.8	10	0
10/23	vs. San Diego	2	23	11.5	17	0
11/02	at New England	2	33	16.5	18t	1
11/09	at Oakland	6	63	10.5	32t	2
11/16	at St. Louis	2	3	1.5	2	0
11/23	vs. Miami			ina		
11/30	at Kansas City			ina		
12/07	vs. Buffalo			DNP		
12/14	at San Diego	1	30	30.0	30	0
12/22	at Cincinnati	2	33	16.5	26	0
12/28	vs. Oakland	0	0	0.0	0	0
2014 totals:		43	489	11.4	35t	12
01/11	vs. Indianapolis	6	53	8.8	32	0
Postseason totals:		6	52	8.8	32	0

2013 GAME-BY-GAME STATISTICS

DATE	GAME	RECS	YDS	AVG.	LG	TD
09/05	vs. Baltimore	5	110	22.0	44	2
09/15	at N.Y. Giants	6	47	7.8	19	1
09/23	vs. Oakland	3	37	12.3	14	1
09/29	vs. Philadelphia	4	43	10.8	13	0
10/06	at Dallas	9	122	13.6	29	2
10/13	vs. Jacksonville	4	22	5.5	11	1
10/20	at Indianapolis	5	41	8.2	13	1
10/27	vs. Washington	3	29	9.7	19	0
	BYE WEEK					
11/10	at San Diego	3	96	32.0	74t	1
11/17	vs. Kansas City	3	43	14.3	20	1
11/24	at New England			ina		
12/01	at Kansas City			ina		
12/08	vs. Tennessee	5	35	7.0	12	1
12/12	vs. San Diego	4	49	12.3	22	0
12/22	at Houston	6	78	13.0	25t	1
12/29	at Oakland	5	36	7.2	10	0
2013 totals:		65	788	12.1	74t	12
01/12	vs. San Diego	6	76	12.7	12	0
01/19	vs. New England	8	85	10.6	37	0
02/02	vs. Seattle	4	27	6.8	11	0
Postseason totals:		18	188	10.4	37	0

2012 GAME-BY-GAME STATISTICS

DATE	GAME	RECS	YDS	AVG.	LG	TD
09/09	vs. Pittsburgh	0	0	0.0	0	0
09/17	at Atlanta	0	0	0.0	0	0
09/23	vs. Houston	0	0	0.0	0	0
09/30	vs. Oakland	0	0	0.0	0	0
10/07	at New England			ina		
10/15	at San Diego			ina		
	BYE WEEK					
10/28	vs. New Orleans			ina		
11/04	at Cincinnati			ina		
11/11	at Carolina			ina		
11/18	vs. San Diego			ina		
11/25	at Kansas City			ina		
12/02	vs. Tampa Bay			ina		
12/06	at Oakland			ina		
12/16	at Baltimore			ina		
12/23	vs. Cleveland			ina		
12/30	vs. Kansas City			ina		
2012 totals:		0	0	0.0	0	0
01/12	vs. Baltimore			ina		
Postseason totals:		0	0	0.0	0	0

2011 GAME-BY-GAME STATISTICS

DATE	GAME	RECS	YDS	AVG.	LG	TD
09/12	vs. Oakland	0	0	0.0	0	0
09/18	vs. Cincinnati	1	5	5.0	5	0
09/25	at Tennessee			ina		
10/02	at Green Bay			ina		
10/09	vs. San Diego			ina		
	BYE WEEK					
10/23	at Miami			ina		
10/30	vs. Detroit	0	0	0.0	0	0
11/06	at Oakland	0	0	0.0	0	0
11/13	at Kansas City	0	0	0.0	0	0
11/17	vs. N.Y. Jets			ina		
11/27	at San Diego			ina		
12/04	at Minnesota			ina		
12/11	vs. Chicago			ina		
12/18	vs. New England			ina		
12/24	at Buffalo			ina		
01/01	vs. Kansas City			ina		
2011 totals:		1	5	5.0	5	0

PLAYER BIOS

25 PEYTON THOMPSON

FREE SAFETY
5-10 185 LBS.
SAN JOSE STATE
BORN SEPTEMBER 26, 1990
ABILENE, TEXAS
ACQ: FREE AGENT 2014
EXP: 2ND YEAR



TRANSACTIONS

Originally signed by Atlanta as an undrafted rookie on 4/30/12 ... Waived on 8/31/12 ... Signed by Atlanta to the practice squad on 9/1/12 ... Signed by Atlanta to the 90-man roster on 1/21/13 ... Waived on 8/30/13 ... Signed by Washington to the practice squad on 11/26/13 ... Signed by Washington to the 90-man roster on 13/31/13 ... Waived on 8/9/14 ... Signed by Chicago on 8/18/14 ... Waived on 8/24/14 ... Signed by Jacksonville to the practice squad on 9/1/14 ... Signed to Jacksonville's active roster on 10/25/14 ... Waived on 11/11/14 ... Signed by Jacksonville to the practice squad on 11/12/14 ... Waived on 9/5/15 ... Signed by Jacksonville to the practice squad on 9/6/15 ... Signed to Jacksonville's active roster on 9/19/15

PRO (Games played/started - 29/0)

- Second-year CB has spent time with Atlanta, Washington, Chicago and Jacksonville
- Entered NFL as an undrafted rookie with the Falcons in 2012

2016 (w/ JAX - 12/0)

- **9/11 vs. G.B.:** Played 18 snaps on special teams in the team's season opener
- **9/18 at S.D.:** Saw action on special teams
- **9/25 vs. BAL:** Saw action on special teams
- **10/2 vs. IND:** Made one stop on special teams
- **10/16 at CHI:** Saw action on special teams
- **10/23 vs. OAK:** Saw action on special teams and assisted on one ST tackle
- **10/27 at TEN:** Saw action on special teams
- **11/6 at K.C.:** Saw action on special teams
- **11/13 vs. HOU:** Saw action on special teams
- **11/20 at DET:** Saw action at CB and made two tackles (one solo)
- **11/27 at BUF:** Led the team with three special teams tackles
- **12/4 vs. DEN:** Saw action on special teams

2015 (w/ JAX - 15/0)

Played in 15 games after promotion from the practice squad after Week 1 ... Totaled eight tackles (six solo), one pass defended and 0.5 sacks

- **9/20 vs. MIA:** Made two solo tackles and recorded one pass defended in season debut
- **9/27 at N.E.:** Made two solo tackles at CB and FS and saw action on special teams
- **1/3 at HOU:** Saw action at CB and on special teams ... Tallied one tackle and 0.5 sacks

2014 (w/ JAX - 2/0)

Saw action in two games

- **11/2 at CIN:** Made his NFL debut

2013 (w/ WAS - ps)

Spent the offseason with the Atlanta Falcons before being released on Aug. 30 ... Signed to the Redskins' practice squad in Week 13

2012 (w/ ATL - ps)

Spent the season on the Atlanta's practice squad

COLLEGE (at San Jose State, 2008-11)

- Credited with 186 tackles (125 solo), 10.5 tackles for loss, seven interceptions, one sack, two forced fumbles, two fumble recoveries and 22 passes defended in his four seasons at San Jose State
- As a senior in 2011, played in all 13 games with 11 starts
- Shared the team lead with 10 pass break-ups and finished second on the team with two interceptions that year
- Also added 82 total tackles, which ranked third for the Spartans
- Graduated with a degree in sociology
- Twitter handle is @tattedNspatted

PERSONAL

- Attended Granite Bay (Calif.) High School, where he was a two-time Sacramento Bee honorable mention All-Metro
- Lettered in football and track
- Averaged 6.4 yards per carry, caught 21 passes for 292 yards and averaged 25.7 yards per kickoff return in 2007
- Set a school record in the 400-yard dash (48.2 seconds)
- Native of Abilene, Texas

REGULAR SEASON CAREER STATISTICS

YEAR	TEAM	GP/GS	TKL	SOLO	ASST	SACKS	FF	FR	PD	INT
2014	JAX	2/0	0	0	0	0.0	0	0	0	0
2015	JAX	15/0	8	6	2	0.5	0	0	1	0
2016	JAX	12/0	2	1	1	0.0	0	0	0	0
Career totals: 3 yrs.		29/0	10	7	3	0.5	0	0	1	0

Additional statistics: five special teams tackles in 2015; two in 2016

CAREER HIGHS

	GAME	SEASON
Tackles:	2 (three times, last: 11/20/16 at DET)	8 (2015)
Sacks:	0.5 (1/3/15 at HOU)	0.5 (2015)
Passes defended:	1 (9/20/15 vs. MIA)	1 (2015)

2016 GAME-BY-GAME STATISTICS

DATE	GAME	TKL	SOLO	ASST	SACKS	FF	FR	PD	INT	
09/11	vs. Green Bay	0	0	0	0.0	0	0	0	0	
09/18	at San Diego	0	0	0	0.0	0	0	0	0	
09/25	vs. Baltimore	0	0	0	0.0	0	0	0	0	
10/02	vs. Indianapolis	0	0	0	0.0	0	0	0	0	
BYE WEEK										
10/16	at Chicago	0	0	0	0.0	0	0	0	0	
10/23	vs. Oakland	0	0	0	0.0	0	0	0	0	
10/27	at Tennessee	0	0	0	0.0	0	0	0	0	
11/06	at Kansas City	0	0	0	0.0	0	0	0	0	
11/13	vs. Houston	0	0	0	0.0	0	0	0	0	
11/20	at Detroit	2	1	1	0.0	0	0	0	0	
11/27	at Buffalo	0	0	0	0.0	0	0	0	0	
12/04	vs. Denver	0	0	0	0.0	0	0	0	0	
12/11	vs. Minnesota									
12/18	at Houston									
12/24	vs. Tennessee									
01/01	at Indianapolis									
2016 totals:		2	1	1	0.0	0	0	0	0	

Additional statistics: five special teams tackles in 2016

2015 GAME-BY-GAME STATISTICS

DATE	GAME	TKL	SOLO	ASST	SACKS	FF	FR	PD	INT
09/13	vs. Carolina				ps				
09/20	vs. Miami	2	2	0	0.0	0	0	1	0
09/27	at New England	2	2	0	0.0	0	0	0	0
10/04	at Indianapolis	1	0	1	0.0	0	0	0	0
10/11	at Tampa Bay	0	0	0	0.0	0	0	0	0
10/18	vs. Houston	0	0	0	0.0	0	0	0	0
10/25	vs. Buffalo	0	0	0	0.0	0	0	0	0
11/01	BYE WEEK								
11/08	at N.Y. Jets	1	1	0	0.0	0	0	0	0
11/15	at Baltimore	0	0	0	0.0	0	0	0	0
11/19	vs. Tennessee	0	0	0	0.0	0	0	0	0
11/29	vs. San Diego	0	0	0	0.0	0	0	0	0
12/06	at Tennessee	0	0	0	0.0	0	0	0	0
12/13	vs. Indianapolis	0	0	0	0.0	0	0	0	0
12/20	vs. Atlanta	1	1	0	0.0	0	0	0	0
12/27	at New Orleans	0	0	0	0.0	0	0	0	0
01/03	at Houston	1	0	1	0.5	0	0	0	0
2015 totals:		8	6	2	0.5	0	0	1	0

Additional statistics: five special teams tackles in 2015

PLAYER BIOS

46

CARSON TINKER

LONG SNAPPER

6-0 250 LBS.

ALABAMA

BORN NOVEMBER 15, 1989

MURFREESBORO, TENNESSEE

ACQ: ROOKIE FREE AGENT 2013

EXP: 4TH YEAR



TRANSACTIONS

Originally signed by Jacksonville as an undrafted rookie on 4/27/13

PRO (Games played/started - 60/0)

- Fourth-year LS has played in all 60 games to begin his career
- Was originally signed as an undrafted rookie in 2013 and earned the job in the preseason
- Has 13 career special teams tackles

2016 (w/ JAX - 12/0)

Voted special teams captain by teammates

- **9/11 vs. G.B.:** Served as the long snapper in the team's season opener
- **9/18 at S.D.:** Served as the team's long snapper
- **9/25 vs. BAL:** Served as the team's long snapper
- **10/2 vs. IND:** Served as the team's long snapper
- **10/16 at CHI:** Served as the team's long snapper
- **10/23 vs. OAK:** Served as the team's long snapper
- **10/27 at TEN:** Served as the team's long snapper
- **11/6 at K.C.:** Served as the team's long snapper
- **11/13 vs. HOU:** Served as the team's long snapper
- **11/20 at DET:** Served as the team's long snapper
- **11/27 at BUF:** Served as the team's long snapper
- **12/4 vs. DEN:** Served as the team's long snapper

2015 (w/ JAX - 16/0)

Served as the team's long snapper in all 16 games and finished second on the team with six special teams tackles

- **9/20 vs. MIA:** Served as the long snapper for P **Bryan Anger's** seven punts and K **Jason Myers'** three made field goals, including a 28-yard game-winner with 40 seconds remaining in the fourth quarter
- **11/8 at NYJ:** Served as the team's long snapper on two PATs, three FGs and five punts, and made one special teams tackle
- **11/15 at BAL:** Served as the team's long snapper on three made field goals from Myers, including the 53-yard game-winner with no time left on the clock
- **12/13 vs. TEN:** Served as the team's long snapper on seven extra points, five punts and one field goal ... Added a special teams tackle

2014 (w/ JAX - 16/0)

Played in all 16 games for the second consecutive season ... Totaled five special teams tackles

- **9/7 at PHI:** Led team with two special teams tackles in the season-opener
- **11/2 at CIN:** Had one special teams tackle
- **11/30 vs. NYG:** Totaled one special teams tackle
- **12/28 at HOU:** Had one special teams tackle

2013 (w/ JAX - 16/0)

Played in all 16 games as a rookie ... Won the LS job in the preseason ... Had two special teams tackles

- **9/8 vs. KC:** Made NFL debut and served as long snapper on franchise-record 11 punts
- **9/29 vs. IND:** Saw action as long snapper on special teams and made first career tackle
- **11/17 vs. ARI:** Had one special teams tackle
- **12/1 at CLE:** Had one special teams tackle on punt return in the first quarter

COLLEGE (at Alabama, 2008-12)

- Two-year letterman
- Appeared in 38 games at LS
- Started all 13 games as a senior and successfully completed 133 of 135 snapping attempts
- As a junior, handled both field goal/extra point duties and punt duties and successfully completed all 130 snapping opportunities (91 FG/PAT and 39 punts)
- As a sophomore, started all 13 games and was 121 of 123 on snapping opportunities (58 PAT, 40 punts and 24 FG)
- As a freshman, saw action in a 45-0 win over Chattanooga on homecoming
- Redshirted in 2008
- Majored in pre-business

PERSONAL

- Attended Riverdale (Tenn.) High School
- Led team to an 11-1 record as a senior
- Twitter handle is @carsontink

PLAYER BIOS

81

BRYAN WALTERS

WIDE RECEIVER

6-0 195 LBS.

CORNELL

BORN NOVEMBER 4, 1987

BOTHELL, WASHINGTON

ACQ: FREE AGENT 2015

EXP: 5TH YEAR



TRANSACTIONS

Originally signed by San Diego as an undrafted rookie on 4/26/10 ... Waived on 8/5/10 ... Signed by San Diego to the practice squad on 12/1/10 ... Signed by San Diego to the 90-man roster on 1/12/11 ... Waived on 10/31/11 ... Signed by San Diego to the practice squad on 11/2/11 ... Promoted to the active roster on 11/5/11 ... Waived on 11/19/11 ... Signed by San Diego to the practice squad on 11/22/11 ... Promoted to the active roster on 11/26/11 ... Waived on 3/13/12 ... Signed by Minnesota on 4/2/12 ... Waived on 8/25/12 ... Signed by Seattle to the practice squad on 12/20/12 ... Signed by Seattle to the 90-man roster on 1/15/13 ... Waived on 8/31/13 ... Signed by Seattle to the practice squad on 9/2/13 ... Released from the practice squad on 9/21/13 ... Signed by Seattle to the practice squad on 9/23/13 ... Promoted to the active roster on 10/12/13 ... Waived on 11/9/13 ... Signed by Seattle to the practice squad on 11/12/13 ... Promoted to the active roster on 12/19/13 ... Waived on 8/30/14 ... Signed by Seattle to the active roster on 9/1/14 ... Waived on 11/1/14 ... Signed by Seattle to the active roster on 11/4/14 ... Signed by Jacksonville on 3/13/15 ... Waived on 9/19/15 ... Signed by Jacksonville on 9/22/15 ... Released on 9/24/16 ... Signed by Jacksonville on 9/26/16

PRO (Games played/started - 38/1, 4/0)

- WR and return specialist has spent time with San Diego, Minnesota and Seattle before signing with the Jaguars on March 13, 2015
- Has appeared in four postseason games, including Super Bowl XLIV, where he returned two punts for six yards

2016 (w/ JAX - 6/0)

- 9/11 vs. G.B.: Inactive
- 9/18 at S.D.: Inactive
- 9/25 vs. BAL: Not on roster
- 10/2 vs. IND: Saw three snaps at WR and contributed on special teams
- 10/16 at CHI: Saw two snaps at WR and saw action on special teams
- 10/23 vs. OAK: Inactive
- 10/27 at TEN: Recorded two receptions for 14 yards and one touchdown
- 11/6 at K.C.: Posted four punt returns for 34 yards (8.5 avg.)
- 11/13 vs. HOU: Inactive (concussion)
- 11/20 at DET: Inactive (concussion)
- 11/27 at BUF: Lined up at WR and returned one punt for 14 yards
- 12/4 vs. DEN: Posted three receptions for 31 yards and returned four punts for 17 yards

2015 (w/ JAX - 11/0)

Played in 11 games and set career highs with 32 receptions for 368 yards and one TD ... Caught 32 of 42 targets to lead the team in receptions per target (76.2 percent), which ranks fourth among NFL WRs

- 10/4 at IND: Made two catches for 27 yards (13.5 rec. avg.) and returned three punts for 17 yards (5.7 avg.)
- 10/18 vs. HOU: Recorded a career-high eight receptions for a career-best 87 yards (10.9 rec. avg.)
- 11/8 at NYJ: Had five catches for 54 yards (10.8 avg.) and his first career TD
- 11/15 at BAL: Had three receptions for 430 yards (11.3 rec. avg.) and had two punt returns for two yards (1.0 avg.)
- 11/19 vs. TEN: Had two receptions for 35 yards (17.5 rec. avg.) with a career-long 31-yard reception

2014 (w/ SEA - 13/0)

Saw action in a career-high 13 games ... Season totals include six receptions for 57 yards (9.5 rec. avg.) and one rush for -2 yards ... Appeared in all three postseason games

2013 (w/ SEA - 4/1)

Saw action in four games and made one start

- 12/29 vs. STL: Made his first career start

2012 (w/ SEA - ps)

Spent the final two weeks of the 2012 season on Seattle's practice squad

2011 (w/ S.D. - 4/0)

Appeared in four games

- 9/11 vs. MIA: Made his NFL debut and caught two passes for 21 yards and returned six punts for 38 yards (7.6 PR avg.)

2010 (w/ S.D. - ps)

Spent the final five weeks of the 2010 season on San Diego's practice squad

COLLEGE (at Cornell, 2007-10)

- Became the first player in school history to sign an NFL contract since Kevin Boothe (2006)
- Finished second in the Ivy League with 76.4 receiving yards per game and fifth in the conference with 5.0 receptions per game
- Caught six receiving TDs as a senior
- Second-team All-Ivy selection as a WR and return specialist
- Led the conference and finished fifth in the NCAA with 171.6 all-purpose yards per game, the second-highest in school history

PERSONAL

- Attended Juanita (Wash.) High School where he was a three-time all-league selection at WR and DB
- Team captain as a senior
- Set the school record for all-purpose yards, total offense in a season and completions and INTs in a game
- Named the team's Offensive MVP as a junior and the school's Most Valuable Player as a senior
- National Football Foundation Scholar-Athlete
- As a senior, completed 74 of 153 passes for 1,190 yards and 12 TDs, rushed for 596 yards and eight TDs
- Three-time all-league selection in baseball and two-year captain and all-league selection in basketball
- Son of Rob and Carol Walters
- Twitter handle is @BWalt19

REGULAR SEASON CAREER STATISTICS

YEAR	TEAM	GP/GS	RECEIVING				
			RECs	YDS	AVG.	LG	TD
2011	S.D.	4/0	3	27	9.0	13	0
2013	SEA	4/1	0	0	0.0	0	0
2014	SEA	13/0	6	57	9.5	17	0
2015	JAX	11/0	32	368	11.5	31	1
2016	JAX	6/0	5	45	9.0	15	1
NFL totals: 5 yrs.		38/1	46	497	10.8	31	2

YEAR	TEAM	GP/GS	PUNT RETURNS					
			NO	FC	YDS	AVG.	LG	TD
2011	S.D.	4/0	8	3	45	5.6	13	0
2013	SEA	4/1	0	0	0	0.0	0	0
2014	SEA	13/0	27	23	207	7.7	21	0
2015	JAX	11/0	8	7	30	3.8	14	0
2016	JAX	6/0	10	9	65	6.5	14	0
NFL totals: 5 yrs.		38/1	53	42	330	6.2	21	0

Additional statistics:

Rushing: one attempt for -2 yards in 2014

Passing: 0-for-1 in 2015

Kick return: four returns for 80 yards (20.0 avg.) in 2015; two returns for 43 yards (21.5 avg.) in 2014

POSTSEASON CAREER STATISTICS

YEAR	TEAM	GP/GS	RECEIVING				
			RECs	YDS	AVG.	LG	TD
2013	SEA	1/0	0	0	0.0	0	0
2014	SEA	3/0	0	0	0.0	0	0
NFL totals: 4 yrs.		4/0	0	0	0.0	0	0

YEAR	TEAM	GP/GS	PUNT RETURNS					
			NO	FC	YDS	AVG.	LG	TD
2013	SEA	1/0	0	0	0	0.0	0	0
2014	SEA	3/0	6	4	36	6.0	14	0
NFL totals: 4 yrs.		4/0	6	4	36	6.6	21	0

CAREER HIGHS

	GAME	SEASON
Receptions:	8 (10/18/15 vs. HOU)	32 (2015)
Receiving yards:	87 (10/18/15 vs. HOU)	368 (2015)
Longest reception:	31 (11/19/15 vs. TEN)	31 (2015)
Receiving touchdowns:	1 (twice; last: 10/27/16 at TEN)	1 (2015)
Punt returns:	5 (two times, last: 10/6/14 at WAS)	27 (2014)
Punt return yards:	54 (10/6/14 at WAS)	207 (2014)
Longest punt return:	21 (two times, last: 11/23/14 vs. ARI)	21 (2014)

PLAYER BIOS

2016 GAME-BY-GAME STATISTICS

DATE	GAME	RECEIVING		AVG.	LG	TD
		RECS	YDS			
09/11	vs. Green Bay		ina			
09/18	at San Diego		ina			
09/25	vs. Baltimore		--			
10/02	vs. Indianapolis	0	0	0.0	0	0
	BYE WEEK					
10/16	at Chicago	0	0	0.0	0	0
10/23	vs. Oakland		ina			
10/27	at Tennessee	2	14	7.0	7t	1
11/06	at Kansas City	0	0	0.0	0	0
11/13	vs. Houston		ina			
11/20	at Detroit		ina			
11/27	at Buffalo	0	0	0.0	0	0
12/04	vs. Denver	3	31	10.3	15	0
12/11	vs. Minnesota					
12/18	at Houston					
12/24	vs. Tennessee					
01/01	at Indianapolis					
2016 totals:		5	45	9.0	15	1

DATE	GAME	PUNT RETURNS		AVG.	LG	TD
		NO.	YDS			
09/11	vs. Green Bay		ina			
09/18	at San Diego		ina			
09/25	vs. Baltimore		--			
10/02	vs. Indianapolis	0	0	0.0	0	0
	BYE WEEK					
10/16	at Chicago	1	0	0.0	0	0
10/23	vs. Oakland		ina			
10/27	at Tennessee	0	0	0.0	0	0
11/06	at Kansas City	4	34	8.5	12	0
11/13	vs. Houston		ina			
11/20	at Detroit		ina			
11/27	at Buffalo	1	14	14.0	14	0
12/04	vs. Denver	4	17	4.3	8	0
12/11	vs. Minnesota					
12/18	at Houston					
12/24	vs. Tennessee					
01/01	at Indianapolis					
2016 totals:		10	65	6.5	14	0

2015 GAME-BY-GAME STATISTICS

DATE	GAME	RECEIVING		AVG.	LG	TD
		RECS	YDS			
09/13	vs. Carolina	2	17	8.5	13	0
09/20	vs. Miami		--			
09/27	at New England	2	28	14.0	23	0
10/04	at Indianapolis	2	27	13.5	14	0
10/11	at Tampa Bay	4	64	16.0	24	0
10/18	vs. Houston	8	87	11.8	29	0
10/25	vs. Buffalo	1	5	5.0	5	0
	BYE WEEK					
11/08	at N.Y. Jets	5	54	10.8	20t	1
11/15	at Baltimore	3	29	9.7	17	0
11/19	vs. Tennessee	2	35	17.5	31	0
11/29	vs. San Diego	1	4	4.0	4	0
12/06	at Tennessee	2	18	9.0	12	0
12/13	vs. Indianapolis		ina			
12/20	vs. Atlanta		ina			
12/27	at New Orleans		ina			
01/03	at Houston		ina			
2015 totals:		32	368	11.5	31	1

DATE	GAME	PUNT RETURNS		AVG.	LG	TD
		NO.	YDS			
09/13	vs. Carolina	0	0	0.0	0	0
09/20	vs. Miami		--			
09/27	at New England	0	0	0.0	0	0
10/04	at Indianapolis	3	17	5.7	14	0
10/11	at Tampa Bay	1	0	0.0	0	0
10/18	vs. Houston	1	7	7.0	7	0
10/25	vs. Buffalo	0	0	0.0	0	0
	BYE WEEK					
11/08	at N.Y. Jets	0	0	0.0	0	0
11/15	at Baltimore	2	2	1.0	2	0
11/19	vs. Tennessee	0	0	0.0	0	0
11/29	vs. San Diego	0	0	0.0	0	0
12/06	at Tennessee	1	4	4.0	4	0
12/13	vs. Indianapolis		ina			
12/20	vs. Atlanta		ina			
12/27	at New Orleans		ina			
01/03	at Houston		ina			
2015 totals:		8	30	3.8	14	0

PLAYER BIOS



2014 GAME-BY-GAME STATISTICS

DATE	GAME	RECEIVING				
		RECS	YDS	AVG.	LG	TD
09/04	vs. Green Bay	0	0	0.0	0	0
09/14	at San Diego	2	17	8.5	17	0
09/21	vs. Denver	2	22	11.0	11	0
	BYE WEEK					
10/06	at Washington	0	0	0.0	0	0
10/12	vs. Dallas	1	5	5.0	5	0
10/19	at St. Louis	0	0	0.0	0	0
10/26	at Carolina			ina		
11/02	vs. Oakland			--		
11/09	vs. N.Y. Giants	0	0	0.0	0	0
11/16	at Kansas City	0	0	0.0	0	0
11/23	vs. Arizona	0	0	0.0	0	0
11/27	at San Francisco	0	0	0.0	0	0
12/07	at Philadelphia			ina		
12/14	vs. San Francisco	0	0	0.0	0	0
12/21	at Arizona	1	13	13.0	13	0
12/28	vs. St. Louis	0	0	0.0	0	0
2014 totals:		32	368	11.5	31	1
01/10	vs. Carolina	0	0	0.0	0	0
01/18	vs. Green Bay	0	0	0.0	0	0
02/01	vs. New England	0	0	0.0	0	0
Postseason totals:		0	0	0.0	0	0

DATE	GAME	PUNT RETURNS				
		NO.	YDS	AVG.	LG	TD
09/04	vs. Green Bay	0	0	0.0	0	0
09/14	at San Diego	0	0	0.0	0	0
09/21	vs. Denver	5	36	7.2	11	0
	BYE WEEK					
10/06	at Washington	5	54	10.8	21	0
10/12	vs. Dallas	0	0	0.0	0	0
10/19	at St. Louis	2	19	9.5	10	0
10/26	at Carolina			ina		
11/02	vs. Oakland			--		
11/09	vs. N.Y. Giants	2	1	0.5	2	0
11/16	at Kansas City	1	10	10.0	10	0
11/23	vs. Arizona	2	32	16.0	21	0
11/27	at San Francisco	4	29	7.3	13	0
12/07	at Philadelphia			ina		
12/14	vs. San Francisco	3	19	6.3	19	0
12/21	at Arizona	1	0	0.0	0	0
12/28	vs. St. Louis	2	7	3.5	4	0
2014 totals:		27	207	7.7	21	0
01/10	vs. Carolina	1	9	9.0	9	0
01/18	vs. Green Bay	3	21	7.0	14	0
02/01	vs. New England	2	6	3.0	6	0
Postseason totals:		6	36	6.0	14	0

PLAYER BIOS

72

JOSH WELLS



OFFENSIVE TACKLE

6-6 310 LBS.

JAMES MADISON

BORN FEBRUARY 14, 1991

MECHANICSVILLE, VIRGINIA

ACQ: ROOKIE FREE AGENT 2014

EXP: 3RD YEAR

TRANSACTIONS

Originally signed by Jacksonville as an undrafted rookie on 5/14/14 ... Placed on injured reserve on 9/4/16 ... Activated to 53-man roster on 11/21/16

PRO (Games played/started - 14/0)

Third-year OL has contributed on special teams, LT and RT

2016 (w/ JAX - 2/0)

Spent the first 11 weeks on the team's injured reserve list (thumb) before being activated to the 53-man roster prior Week 12

- **11/27 at BUF:** Made his 2016 debut on special teams
- **12/4 vs. DEN:** Saw action on special teams

2015 (w/ JAX - IR)

Placed on injured reserve on August 28 with a thumb injury

2014 (w/ JAX - 12/0)

One of three undrafted rookies to make opening day roster (**Tyler Shatley, Allen Hurns**) ... Played in 12 games as a rookie, primarily on special teams

- **9/21 at IND:** Made NFL debut on special teams
- **10/26 vs. MIA:** Inserted into the game in the first quarter for **Luke Joeckel** (concussion) at LT and played the remainder of the game
- **11/30 vs. NYG:** Inserted into the game in the second quarter for an injured **Austin Pasztor** at RT and played every snap

COLLEGE (at James Madison, 2009-13)

- Four-year letterman
- Started all 12 games as a senior in 2013 while serving as a team captain
- Two-time second-team All-CAA selection
- Saw action at TE and DL to fill-in for injury
- Majored in sports management

PERSONAL

- Four-year letterman at QB for Hanover (Mechanicsville, Va.) High School, where he threw for more than 4,000 yards and 28 TDs while rushing for 900 yards and five TDs
- First-team All-Capital District selection as a senior
- Two-year team captain
- Full name is Joshua Ryan Wells
- Twitter handle is @J_Wells72

PLAYER BIOS

47

JARROD WILSON



SAFETY
6-2 210 LBS.
MICHIGAN
BORN FEBRUARY 9, 1994
AKRON, OHIO
ACQ: FREE AGENT 2016
EXP: ROOKIE

TRANSACTIONS

Originally signed by Jacksonville as a rookie free agent on May 1, 2016

PRO (Games played/started - 12/0)

Made his NFL debut in Week 1 of the 2016 season

2016 (w/ JAX - 12/0)

- **9/11 vs. G.B.:** Made his NFL and Jaguars debut and played 12 snaps on special teams
- **9/18 at S.D.:** Played four snaps at SS and four snaps on special teams
- **9/25 vs. BAL:** Saw action on special teams
- **10/2 vs. IND:** Played one snap at safety and contributed on special teams
- **10/16 at CHI:** Saw one snap at SS and contributed on special teams
- **10/23 vs. OAK:** Saw action on special teams and on defense and led the team with four ST tackles (three solo)
- **10/27 at TEN:** Saw action on special teams and assisted on one special teams tackle
- **11/6 at K.C.:** Saw action on special teams
- **11/13 vs. HOU:** Saw three snaps at SS and registered one solo tackle ... Also saw action on special teams
- **11/20 at DET:** Saw action primarily on special teams
- **11/27 at BUF:** Saw action primarily on special teams
- **12/4 vs. DEN:** Played two snaps at safety and saw action on special teams

COLLEGE (at Michigan, 2012-15)

- Four-year letterman
- Appeared in 48 games with 31 starts
- Career totals include 169 tackles, 4 tackles for loss, one forced fumble, one fumble recovery, four INTs and seven passes defensed
- Named a 2015 All-Big Ten honorable mention
- As a senior in 2015, started all 13 games at safety
- As a junior in 2014, started 10 games at safety and totaled 50 tackles and one forced fumble
- Majored in general studies in the College of Literature, Science and the Arts

PERSONAL

- Attended Akron (Ohio) Buchtel High School where he played for former Michigan RB Ricky Powers
- Registered 71 tackles and three INTs, including one pick-six, as a senior in 2011 en route to first-team All-State honors
- Also lettered in basketball
- His uncle, Dave Young, played at Purdue and for the Baltimore Colts

REGULAR SEASON CAREER STATISTICS

YEAR	TEAM	GP/GS	TKL	SOLO	ASST	SACKS	FF	FR	PD	INT
2016	JAX	12/0	1	1	0	0.0	0	0	0	0
Career totals: 1 yr.		12/0	1	1	0	0.0	0	0	0	0

2016 GAME-BY-GAME STATISTICS

DATE	GAME	TKL	SOLO	ASST	SACKS	FF	FR	PD	INT	
09/11	vs. Green Bay	0	0	0	0.0	0	0	0	0	
09/18	at San Diego	0	0	0	0.0	0	0	0	0	
09/25	vs. Baltimore	0	0	0	0.0	0	0	0	0	
10/02	vs. Indianapolis	0	0	0	0.0	0	0	0	0	
BYE WEEK										
10/16	at Chicago	0	0	0	0.0	0	0	0	0	
10/23	vs. Oakland	0	0	0	0.0	0	0	0	0	
10/27	at Tennessee	0	0	0	0.0	0	0	0	0	
11/06	at Kansas City	0	0	0	0.0	0	0	0	0	
11/13	vs. Houston	1	1	0	0.0	0	0	0	0	
11/20	at Detroit	0	0	0	0.0	0	0	0	0	
11/27	at Buffalo	0	0	0	0.0	0	0	0	0	
12/04	vs. Denver	0	0	0	0.0	0	0	0	0	
12/11	vs. Minnesota									
12/18	at Houston									
12/24	vs. Tennessee									
01/01	at Indianapolis									
2016 totals:		1	1	0	0.0	0	0	0	0	

Additional statistics: five special teams tackles in 2016

PLAYER BIOS

6

SHANE WYNN

WIDE RECEIVER

5-6 159 LBS.


INDIANA

BORN NOVEMBER 15, 1992

CLEVELAND, OHIO

ACQ: FREE AGENT 2016

EXP: 1ST YEAR



TRANSACTIONS

• Originally signed with Atlanta as an undrafted rookie on 5/6/15 ... Waived by Atlanta on 6/18/15 ... Claimed off waivers by Cleveland on 6/19/15 ... Waived by Cleveland on 8/31/15 ... Signed by New York Jets to the practice squad on 11/4/15 ... Released from the practice squad on 11/16/15 ... Signed by San Diego to the practice squad on 12/2/15 ... Released from practice squad on 12/11/15 ... Signed as a free agent with New Orleans on 1/7/16 ... Waived by New Orleans on 5/16/16 ... Signed as a free agent with Jacksonville on 6/16/16

2016 (w/ JAX - 1/0)

Spent the first 12 weeks on the team's practice squad before being activated to the 53-man roster prior Week 13

- **12/4 vs. DEN:** Made his NFL debut and rushed twice for five yards

COLLEGE (at Indiana, 2011-14)

- Played in 48 career games at Indiana
- Finished his career tied for second in receptions (189), seventh in receiving yards (2,189) and tied for third in receiving touchdowns (20) in school history, as well as third in kick return yards (1,854), fourth in all-purpose yards (4,429) and tied for eighth in total touchdowns (25)
- Named All-Big Ten Honorable Mention in his senior year (2014)

HIGH SCHOOL

- Attended Glenville High School (Cleveland, Ohio)
- Also ran track, where he was member of state champion indoor 4x200-meter relay and indoor 4x400-meter teams in 2009 and 2010

REGULAR SEASON CAREER STATISTICS

YEAR	TEAM	GP/GS	RUSHING				RECEIVING					
			NO	YDS	AVG	LG	TD	NO	YDS	AVG	LG	TD
2016	JAX	1/0	2	5	2.5	7	0	0	0	0.0	0	0
NFL totals: 1 yr.		1/0	2	5	2.5	7	0	0	0	0.0	0	0


2016 GAME-BY-GAME STATISTICS

DATE	GAME	RUSHING				RECEIVING						
		NO	YDS	AVG	LG	TD	NO	YDS	AVG	LG	TD	
09/11	vs. Green Bay											
09/18	at San Diego											
09/25	vs. Baltimore											
10/02	vs. Indianapolis											
	BYE WEEK											
10/16	at Chicago											
10/23	vs. Oakland											
10/27	at Tennessee											
11/06	at Kansas City											
11/13	vs. Houston											
11/20	at Detroit											
11/27	at Buffalo											
12/04	vs. Denver	2	5	2.5	7	0	0	0	0.0	0	0	
12/11	vs. Minnesota											
12/18	at Houston											
12/24	vs. Tennessee											
01/01	at Indianapolis											
2016 totals:		2	5	2.5	7	0	0	0	0.0	0	0	

PLAYER BIOS

24

T.J. YELDON



RUNNING BACK

6-1 225 LBS.

ALABAMA

BORN OCTOBER 2, 1993

DAPHNE, ALABAMA

ACQ: 2ND ROUND OF 2015 DRAFT (36TH)

EXP: 2ND YEAR

TRANSACTIONS

Originally drafted by Jacksonville in the second round (36th overall) of the 2015 Draft

PRO (Games played/started - 24/22)

• Second-year RB has started in 22 games

2016 (w/ JAX - 12/10)

- **9/11 vs. G.B.:** Started at RB and rushed 21 times for 39 yards and one TD
- **9/18 at S.D.:** Rushed seven times for 28 yards (4.0 avg.)
- **9/25 vs. BAL:** Rushed six times for 17 yards and also had 2 receptions for 11 yards
- **10/2 vs. IND:** Rushed 14 times for 71 yards (5.1 avg.) and recorded four receptions for 46 yards
- **10/16 at CHI:** Rushed six times for 21 yards and posted one reception for five yards
- **10/23 vs. OAK:** Rushed six times for 24 yards and caught one pass for four yards ... Matched his longest rush of the season with a 15-yard run
- **10/27 at TEN:** Rushed for 20 yards on three carries and also had four receptions for 36 yards
- **11/6 at K.C.:** Rushed seven times for 33 yards (4.7 rush avg.) and had five receptions for 32 yards and one TD
- **11/13 vs. HOU:** Rushed nine times for 31 yards (3.4 rush avg.) and had three receptions for 27 yards (9.0 rec. avg.)
- **11/20 at DET:** Rushed four times for 16 yards (4.0 rush avg.) before exiting the game with an ankle injury
- **11/27 at BUF:** Rushed six times for 17 yards and posted one reception for three yards
- **12/4 vs. DEN:** Rushed 14 times for 55 yards and posted three receptions for 27 yards

2015 (w/ JAX - 12/12)

Played and started in 12 games during his rookie season ... Totaled 182 rushes for 740 yards (4.1 rush avg.) and two TDs and 36 receptions for 279 yards (7.8 rec. avg.) and one TD ... His 740 rushing yards are the most by a Jaguars rookie in a single season since **Maurice Jones-Drew** (941 yards) in 2006 ... Ranked fourth among NFL rookies with 1,019 scrimmage yards (740 rushing, 279 receiving)

- **9/13 vs. CAR:** Rushed 12 times for 51 yards (4.3 avg.) and had three receptions for 16 yards (5.3 avg.) in NFL debut
- **9/20 vs. MIA:** Rushed 25 times for 70 yards (2.8 avg.) and had three receptions for 13 yards (4.3 avg.)
- **10/4 at IND:** Recorded his first 100-yard rushing game of his career, tallying 22 rushes for 105 yards (4.8 avg.), including a career-long 36-yard scamper in OT ... Also had two catches for four yards (2.0 rec. avg.) ... Became first Jaguars rookie RB to rush for 100 yards since Jones-Drew recorded 131 yards on 12/24/06 versus New England
- **10/11 at T.B.:** Rushed 11 times for 32 yards (2.9 rush avg.) and had five receptions for 31 yards (6.2 rec. avg.), including his first career NFL touchdown
- **10/25 vs. BUF:** Rushed 20 times for a season- and career-high 115 yards and his first career TD
- **11/8 at NYJ:** Rushed 14 times for 64 yards (4.6 rush avg.), including a career-long 45-yard carry in the fourth quarter
- **12/6 at TEN:** Rushed 15 times for 57 yards (3.8 rush avg.) and one TD, and had four receptions for a career-high 79 receiving yards, including a career-long reception of 67 yards

COLLEGE (at Alabama, 2012-14)

- Appeared in 39 games with 21 starts and finished fourth in school history with 3,322 career rushing yards and third with 37 career rushing TDs
- Only player in school history to rush for 1,000-plus yards in his first two seasons
- Fifth player in program history to rush for 1,000-plus yards in multiple seasons, joining **Johnny Musso** (1970-71), **Bobby Humphrey** (1986-87), **Shaun Alexander** (1998-99) and **Kenneth Darby** (2004-05)
- Finished 243 yards behind Alexander's school record of 3,565 yards (1996-99)
- Only player in school history to be named the Dixie Howell Memorial Most Valuable Player of the A-Day Game three times

PERSONAL

- Attended Daphne (Ala.) High School where he played for coach Glenn Vickery
- Named Mr. Football for the state of Alabama by the Alabama Sports Writers Association
- First-team All-State selection by the ASWA
- Second-team USA Today High School All-America selection

- Five-star recruit according to Rivals.com and 247sports.com
- Totaled 6,155 scrimmage yards in four years with 73 TDs
- Won the 2010 Alabama 6A State Championship
- Twitter handle is @T_Yeldon

REGULAR SEASON CAREER STATISTICS

YEAR	TEAM	GP/GS	RUSHING					RECEIVING				
			NO	YDS	AVG	LG	TD	NO	YDS	AVG	LG	TD
2015	JAX	12/12	182	740	4.1	45	2	36	279	7.8	67	1
2016	JAX	12/10	103	373	3.6	16	1	38	247	6.5	16	1
NFL totals: 2 yrs. 24/22			285	1,113	3.9	45	3	74	526	7.1	67	2

CAREER HIGHS

	GAME	SEASON
Rushing attempts:	25 (9/20/15 vs. MIA)	182 (2015)
Rushing yards:	115 (10/25/15 vs. BUF)	740 (2015)
Longest rush:	45 (11/8/15 at NYJ)	45 (2015)
Rushing touchdowns:	1 (three times, last: 9/11/16 vs. G.B.)	2 (2014)
Receptions:	8 (9/18/16 at S.D.)	36 (2015)
Receiving yards:	79 (12/6/15 at TEN)	279 (2015)
Longest reception:	67 (12/6/15 at TEN)	67 (2015)
Receiving touchdowns:	1 (twice, last: 11/6/16 at KC)	1 (2015)

2016 GAME-BY-GAME STATISTICS

DATE	GAME	RUSHING					RECEIVING				
		NO	YDS	AVG	LG	TD	NO	YDS	AVG	LG	TD
09/11	vs. Green Bay	21	39	1.9	7	1	4	30	7.5	11	0
09/18	at San Diego	7	28	4.0	15	0	8	10	1.3	8	0
09/25	vs. Baltimore	6	17	2.8	9	0	2	11	5.5	6	0
10/02	vs. Indianapolis	14	71	5.1	15	0	4	46	11.5	16	0
BYE WEEK											
10/16	at Chicago	6	21	3.5	13	0	1	5	5.0	5	0
10/23	vs. Oakland	6	24	4.0	15	0	1	4	4.0	4	0
10/27	at Tennessee	3	20	6.7	12	0	4	36	9.0	12	0
11/06	at Kansas City	7	33	4.7	16	0	5	32	6.4	13t	1
11/13	vs. Houston	9	32	3.6	7	0	3	27	9.0	17	0
11/20	at Detroit	4	16	4.0	7	0	2	16	8.0	14	0
11/27	at Buffalo	6	17	2.8	6	0	1	3	3.0	3	0
12/04	vs. Denver	14	55	3.9	8	0	3	27	9.0	10	0
12/11	vs. Minnesota										
12/18	at Houston										
12/24	vs. Tennessee										
01/01	at Indianapolis										
2016 totals:		103	373	3.6	16	1	38	247	6.5	16	1

2015 GAME-BY-GAME STATISTICS

DATE	GAME	RUSHING					RECEIVING				
		NO	YDS	AVG	LG	TD	NO	YDS	AVG	LG	TD
09/13	vs. Carolina	12	51	4.3	14	0	3	16	5.3	7	0
09/20	vs. Miami	25	70	2.8	12	0	3	13	4.3	11	0
09/27	at New England	11	33	3.0	8	0	2	9	4.5	9	0
10/04	at Indianapolis	22	105	4.8	36	0	2	4	2.0	5	0
10/11	at Tampa Bay	11	32	2.9	10	0	5	31	6.2	13	1
10/18	vs. Houston					ina					
10/25	vs. Buffalo	20	115	5.8	28t	1	1	9	9.0	9	0
BYE WEEK											
11/08	at N.Y. Jets	14	64	4.6	45	0	3	37	12.3	21	0
11/15	at Baltimore	18	61	3.4	16	0	5	6	1.2	7	0
11/19	vs. Tennessee	14	54	3.9	15	0	3	28	9.3	13	0
11/29	vs. San Diego	9	36	4.0	21	0	4	46	11.5	20	0
12/06	at Tennessee	15	57	3.8	9	1	4	79	19.8	67	0
12/13	vs. Indianapolis	11	62	5.6	14	0	1	1	1.0	1	0
12/20	vs. Atlanta					ina					
12/27	at New Orleans					ina					
01/03	at Houston					ina					
2015 totals:		182	740	4.1	45	2	36	279	7.8	67	1



TRANSCRIPTS

REGULAR SEASON WEEK 14 vs. MINNESOTA

The following material is the copyrighted property of Jacksonville Jaguars, LLC. The material is not being made available to, and is not to be used by, any individuals other than members of the media that have been accredited by Jacksonville Jaguars, LLC. The materials may be used for the purpose of providing limited amounts of quotable excerpts for use in connection with news reports and articles created by such members of the media. Any other use is strictly prohibited. The material is not to be shared with any third parties. The material may not be duplicated, reproduced, published or distributed without the prior written consent of Jacksonville Jaguars, LLC.



JAGUARS HEAD COACH GUS BRADLEY

Monday, December 5, 2016

(Opening statement) "I just had a meeting with the whole team. We talked about, kind of like what we talked about last night, as far as what took place in the game. I thought two very good defenses played, played pretty well yesterday. You look at the whole game, I think the keys, probably, the things that stood out, offensively, was the turnovers, obviously. I think, also, the lack of explosive plays. I think we had five. You'd like to get that up to nine, 10, number of explosive plays. Also, third down. Defensively, we're just not getting enough takeaways. Special teams, the two long returns on punt returns. Although it was better, I felt like the coverage was better at times, those two things showed up. It came back to where a game was one possession; you have to finish. When you have an opportunity at the end of a game to come through, you have to take advantage of it. One thing I think that showed up that was very important to us was trying to get the offense as many possessions as possible. In the third quarter, we had four offensive possessions. I thought it was a really good showing by the defense. I think they had a total of 12 or 13 plays in those four drives for them. They gave our offense a chance to get the ball and an opportunity to score. We just didn't come through with it."

(On the running game) "I think when you look at the runs, you need explosive runs. The only explosive runs we had was with Blake getting the touchdown. When you run it that many times, you're really looking for a defense, hopefully you can wear them down a little bit and then spring one. Very similar to their drive that they had when they scored a touchdown and a couple of explosive runs in that drive. That's what we didn't have."

(On T.J. Yeldon playing through injury) "I think we had a couple of guys like that, that we really, Yannick was another guy that was struggling before the game, but we felt like we'll go with him and see what he can do. T.J. was in the same place. I think he ended up with 57 plays, 54 plays, I think total. Hopefully, he continues to improve. All three of those guys got a chance to get some carries."

(On running the ball on third-and-10) "Without getting too much into it, there are certain looks that we got going into the game and the way they lined up that we had the ability to get to a run if we got the look that we wanted, similar to the week before. If it would have been closer, we were looking at possibly being in four-down territory. If you look at it on film, there's a chance, a guy on the backside came and made a play. We had a block for him, but it really is the front side that got squeezed, that affected the play more than the backside pursuit. We just felt like we could spring one. We've done it before and gotten some big yards on it. They made a good play."

The following material is the copyrighted property of Jacksonville Jaguars, LLC. The material is not being made available to, and is not to be used by, any individuals other than members of the media that have been accredited by Jacksonville Jaguars, LLC. The materials may be used for the purpose of providing limited amounts of quotable excerpts for use in connection with news reports and articles created by such members of the media. Any other use is strictly prohibited. The material is not to be shared with any third parties. The material may not be duplicated, reproduced, published or distributed without the prior written consent of Jacksonville Jaguars, LLC.

(On the running game under Offensive Coordinator Nathaniel Hackett) “You would like to think that your play action would be more effective. We’re just not connecting as well as we need to in the passing game when we have opportunities. It’s very good defense, very talented. I mentioned before that I thought they had two of the best corners in the league. I still believe that. They’re very talented. We knew it was going to be a challenge, especially one-on-ones, winning your one-on-one matchups because all of the man they played.”

(On Denver’s defense) “When you say play action, a lot of times play action, when you have a chance when they’re in zone coverage, it’s even more effective. They played quite a bit of man against us. When you see that blitz, you have to win on the perimeter. We have to do a better job of winning on those type of routes. I thought going into the game though, we knew we were going to run the ball a lot or at least anticipate a lot of carries. That part of it came to what we anticipated. There was going to be a one-score game in the fourth quarter. We anticipated it could be like that. We felt like we had a chance for us to be ahead in that opportunity. We knew it was going to be close with the two styles of defense.”

(On Allen Robinson’s targets and catches) “That’s something we did see and we looked at. When you see 13 targets, nine catches, it’s pretty good. They’re connecting pretty well. When you see number of targets and three catches, that’s something we have to look at as a staff and see, okay, the style of catches they’re getting, what styles, what types of routes? A combination. Why is it not a higher percentage? Why is that not a higher percentage? We need to take a look at that.”

(Are you surprised he kept his composure as long as he did?) “I think with A-Rob, whenever a player has success in the league, spoken as a defensive coordinator type mindset, then you try to take away what they do well. That’s what our conversations were in the offseason: when you do well and know teams, you might see rolled coverage, you might see pound, you might see a safety over the top. They’re going to take it to another level if you have a good year because they feel like they need to take you out of your game. You need to be able to adjust to that. He has. At times, it’s frustrating, but that’s part of it. He’s going to do some of that when you target like that. You just have to win in other ways.”

(On how to keep players positive) “You still challenge everybody. It’s not the idea of positive or whatever the case. I think it’s just working hard. That’s what it’s all about in this game. You take a look at defensively, for example, and you look at where we were and where we are in the last three, four weeks, you’re seeing improvement. I think offensively, I think you’re see improvement. I think that’s a barometer for me, that these players are in it and they’re working hard and they’re going for it. It’s not enough. Like I told the whole team, I don’t believe in excuses. It’s not alright where we are. I’m not going to say it’s alright. I do know this: they work hard each and every week. That’s what I anticipate seeing again this week.”

(On what is keeping this group together) “You check out the type of people that you have in this locker room. I think that’ll answer your question. They’re unbelievable guys, unbelievable character. I’m not saying character, not making bad decisions off-the-field and things like that. I’m talking about character, as a coach, you can appreciate guys that, some coaches will say I’ll give them a little bit on talent to make sure that they have character. The character that they’re talking about, you know during a season, you know you’re going to go through some tough times. You want players that have strong enough character that will help you through those tough times. That’s what you’re seeing in the locker room. It’s

The following material is the copyrighted property of Jacksonville Jaguars, LLC. The material is not being made available to, and is not to be used by, any individuals other than members of the media that have been accredited by Jacksonville Jaguars, LLC. The materials may be used for the purpose of providing limited amounts of quotable excerpts for use in connection with news reports and articles created by such members of the media. Any other use is strictly prohibited. The material is not to be shared with any third parties. The material may not be duplicated, reproduced, published or distributed without the prior written consent of Jacksonville Jaguars, LLC.

unbelievable. It's unwavering, yet they're hurting. Someone said they're frustrated and they're upset. They're all that. As far as their character, that part is unwavering."

(Was Sunday's game a setback for Blake Bortles and Coach Hackett?) "I think you look at it and one of the things that we felt like, and I think it showed up on third down, you look at the sticks. It's third-and-10 and you see some balls that were thrown, targeted receivers but beneath the sticks at five yards, where it's third-and-10. Going into this game, we felt like it was very important to protect Blake. (Von) Miller has the chance to disrupt the game. He had a sack-caused fumble. He did it the times we didn't get anything on him and we missed a chip or he got more head up and he drove the tackle back into it. He did disrupt the play and was heavily involved in two turnovers. He is that disruptive. Going into the game, we knew it was important to chip and try to slow that down. When you do that, your combinations are different. You got some deep routes and then, if those aren't there, you have to check it down and hit the things underneath. It was never designed to hit underneath first. I think with Blake and with Nathaniel, they've come together along with the whole offense and said, 'okay, here's the game plan, here's how it's going to work. We need you to take some challenges. There's going to be some chips. You're maybe not going to have as many threats out as you anticipate or as many as you've had in the past and here's why.' I think where Nathaniel and Blake have really connected is he knows 'why.' He knows why and it's matched up good. But coming back to it, we went in this game saying, we have to protect. If we don't protect, you saw some disruptions: the interception for the touchdown. Blake, he'll take responsibility for it, but he also got pressure and it disrupted the throw a little bit. It's got to be shared responsibility."

(On his shoulder health) "I think it's a combination. What happens is, and there's no excuse for this, but at times, with the receivers as far as the depth of routes, there was times where it was run at 10 and he thought it was going to be at 13, the breakout point. Maybe we didn't give out the press coverage. Blake has to be able to adjust to that, but it's more; you have to get a feel for that and how the receiver is going to run that route. That's where I think there's that 10 targets, only caught three. We have to be on the same page with that. I think that's something that we're taking a look at. One of the challenges with this team and I think as I look back at it, I could have done a better job with, is that the offense had 83 plays and I think A-Rob had 83 and Marqise Lee played 81. These guys played a tremendous amount of plays. To say that they had the same juice from the beginning to the end when you play that many plays, but it's so important that we have to keep guys fresh and be aware of that."

(On Dante Fowler Jr.'s performance in the run game) "There is no doubt you will see splash plays from him. That was a big hit, a splash hit, he's chasing. His effort is outstanding. I think that you are seeing, if you watch it more intently, you will see him trying some different things to try to see how he can be more effective in the run and the pass. I think the challenge for him is still the consistency. You see a splash play and then you see one where we have to get him in tune. He definitely has made improvement."

(On if T.J. Yeldon missed a chip block on Denver's interception returned for a touchdown) "I don't want to get into it. It worked out because of how some other things that took place in the play that the chip came late and by that time he got more head up."

The following material is the copyrighted property of Jacksonville Jaguars, LLC. The material is not being made available to, and is not to be used by, any individuals other than members of the media that have been accredited by Jacksonville Jaguars, LLC. The materials may be used for the purpose of providing limited amounts of quotable excerpts for use in connection with news reports and articles created by such members of the media. Any other use is strictly prohibited. The material is not to be shared with any third parties. The material may not be duplicated, reproduced, published or distributed without the prior written consent of Jacksonville Jaguars, LLC.

(On if a chip block is more difficult than assuming the responsibility is to just hit the defender) “It can be based on what you are seeing from the defense. The concept is just as you would think: You go off the edge, you chip them and you slow down the rush. There are things that can dictate depending on if he has another look that he might have to protect. If there is a pressure in another gap that is his responsibility, he may have to check that first and then get to the chip, but by the time he gets to the chip there may be an inside rush. Those things can dictate it.”

(On if he is surprised at how well the defense has gelled given the new additions to that side of the ball) “It is, yeah. I think that’s a good point. I think you never know how fast it’s going to happen. You have seven new starters on defense. When you incorporate some free agents within that too, that part I think it plays some different concepts. I’m a little bit surprised, but being around them I think I’ve seen the last four weeks – some guys earlier might have said, ‘I feel like I’m a playmaker. What is my role in this defense as a playmaker?’ Those were questions that were taking place early. Now you aren’t hearing those questions. I think guys really understand their roles and they’re playing fast because of it. It’s impressive what those guys have done in how they have come together and what the coaches have done.”

(On the defense going from good to great) “Just like in our conversations with the defense I think a really good defense – when you know that you have arrived is when a defense starts dictating the outcome of the game. Like yesterday, when you saw Denver get a pick-six, another interception and you feel like their defense really dictated the outcome of that game. That’s the mark of a really good defense. Really good defense. Right now we’re not there yet. We’re not dictating the outcome of it, but not to be confused with a talented defense that really has the arrow up. You’re really excited about this group of guys. Really excited.”

(On if he sees the traits of a great defense on this team) “Yes, I do. I do. It’s not there yet, but when we watch it I see a team – we talked about that as a defensive unit. That’s the next step. It’s hard to talk to a defense about that when they are 28th or 29th. Let me give you a vision of what it looks like, but when they are starting to say we had eight three-and-outs in a game. The fourth quarter we need to get stops and get the offense the ball and they’re doing that. Every week is different. It’s a new challenge in itself. You can start having those types of conversations.”

(On having three down defensive linemen) “Just as a changeup. To continue our third-down package we have had a couple good weeks. Kansas City, we were one for 14 and yesterday again. I think that’s the other part when you have new players; it takes a while to get a feel for what is your whole philosophy on third down. I think they’re getting a better feel of what we’re doing and always keep things new and fresh. I think we incorporated that package. That could be a one-time deal.”

(On if the defense has added to its package because the team has showed it’s comfortable with the base) “You can do that on first and second down. Depending on how an offense comes out and how they look and what they’re doing offensively gives you a chance to take advantage of some things.”

(On if Chris Ivory and Allen Hurns will play this weekend) “I don’t know about either one of them. I think they’ll be day to day. I think there is one that we feel maybe has a chance, another one he could surprise

The following material is the copyrighted property of Jacksonville Jaguars, LLC. The material is not being made available to, and is not to be used by, any individuals other than members of the media that have been accredited by Jacksonville Jaguars, LLC. The materials may be used for the purpose of providing limited amounts of quotable excerpts for use in connection with news reports and articles created by such members of the media. Any other use is strictly prohibited. The material is not to be shared with any third parties. The material may not be duplicated, reproduced, published or distributed without the prior written consent of Jacksonville Jaguars, LLC.

us later in the week. I don't know. I could say it and they both aren't available and it could be, 'You said this, Gus.' And you would be right. I'm not sure how they will respond the next couple of days."

(On what didn't allow Rashad Greene Sr. to make an impact this year) "I think with Rashad, sometimes, you hate to say it, but guys, that confidence part where they have some success and then they have another portion of success. I think that builds some momentum. I just don't think he ever had that going for him. I think Marqise Lee – Marqise Lee has always been extremely competitive. He's been tough, but he never got momentum going because of some injuries. Now that he has stayed injury-free, knock on wood, you're seeing those capabilities show up. You're seeing those traits show up. He always had it. You just never saw it. I think that's the same thing with Rashad. I still think he's a very talented player, he just needs to have some things go his way like that."

(On Dante Fowler Jr.'s progression) "That is another one, knock on wood, he has made good decisions. He has some things going on where he has some challenges and he's playing a new position as far as how he played it in college. There's a learning curve there. I think the way he has been the last, just not on the field, but off the field, some of the decisions he makes and the way he communicates he's doing really good. He's doing really good. It's more like five good and one where you scratch your head rather than the other way around."

(On if Fowler Jr. played inside at all against Denver) "We have the ability to do that. He could do that and has in practice."

(On if offensive linemen can drag the running back into the end zone, similarly to what Denver's Russell Okung did Sunday) "Technically no, but I don't know if it was enough. I have not had a chance to get interpretations for a lot of the calls yet."

(On Alex Ellis late hit) "With the punt return, I know that one we did get clarification. The whole thing with the punt return with our discussion was if [the opponents] feet are inbounds, regardless of whether his body has crossed the line he is still considered inbounds. That is where I think you asked that question – his body was clearly out, but his foot didn't touch the white. If his foot doesn't touch the white then to a player he's still [live]. If you look at it from the eye that he is out of bounds, but when you see where his foot was. That one, although it really does when you look at the tape, his body is out of bounds and it looks like that is clearly late, but under the rules of the game his feet were inbounds when [Ellis tackled him]. He did not touch the white yet. If that took place that is a play-hard type of foul. That's not an ignorant, dumb foul, although it appears like that. I can't argue the fact and we pointed that out to [Ellis]. When it's close make that decision to err on the side of being smart. That was an effort play and it was close."

(On if Denver's punt returner's feet were still in play) "Yeah."

(On if it is disheartening to see the AFC South leader is 6-6) "I think it's just disheartening looking at this team. I share the frustration with our fans and this team. It is difficult. I believe so strongly in these guys in the locker room and this staff and what is taking place here, but it's not okay. I'm not going to make excuses for what took place. I know people don't want to hear that. 'I don't want to hear the positives. We are hurting.' I agree. We're right with you and so are the guys in that locker room. We have to get

The following material is the copyrighted property of Jacksonville Jaguars, LLC. The material is not being made available to, and is not to be used by, any individuals other than members of the media that have been accredited by Jacksonville Jaguars, LLC. The materials may be used for the purpose of providing limited amounts of quotable excerpts for use in connection with news reports and articles created by such members of the media. Any other use is strictly prohibited. The material is not to be shared with any third parties. The material may not be duplicated, reproduced, published or distributed without the prior written consent of Jacksonville Jaguars, LLC.

this fixed. When you take a look at those things taking place and you feel that. It's a tough league. It's extremely difficult. You see it all the way through. Our next opponent that we're playing, look at that. I think they started off 5-0 and now they have lost six of their last seven. It's hard. It's a challenging, challenging league. You have to be on it at all times. You can go through some strings like this."

(On making the decision not to call defensive plays when he was hired as head coach) "I have been heavily involved in it. I think even more so this year. This is Todd Wash and our defense. We set the parameters. This is where we want to go and I think Todd and I had those discussions when we did the interview process. I think he has done a great job. That defensive staff – I really wanted it to be their defense, not 'this is what Gus Bradley said' or 'this is Gus Bradley's defense.' This is their defense in that room and it has been. There are things that we're doing here that we did not do in Seattle. We just felt like to stay ahead of it, to incorporate new things. I think that's important and those guys did the research on it and the work. It has been a good addition."



GAME SUMMARIES

REGULAR SEASON WEEK 14 vs. MINNESOTA

GAME SUMMARIES

WEEK 1 vs. GREEN BAY

Sept. 11, 2016 at EverBank Field

	1	2	3	4	OT	Final
GREEN BAY PACKERS (1-0)	7	14	3	3	-	27
JACKSONVILLE JAGUARS (0-1)	7	10	3	3	-	23

The Jaguars were stopped on 4th-and-1 at the Green Bay 14 with 14 seconds remaining to cap a 27-23 opening day loss in a close game that saw four lead changes. Following a stirring pregame commemoration of 9/11, the Jaguars had the first possession, but Green Bay scored first when the Packers' **Joe Thomas** intercepted **Blake Bortles** on the fifth play to set up the Green Bay offense at the Jacksonville 29-yard line. After a 4th down conversion at the 20, **Aaron Rodgers** scored the first touchdown on a six-yard run. The Jaguars got their first touchdown on their second drive with a five-yard **T.J. Yeldon** scoring run which was set up by a 37-yard **Mercedes Lewis** reception. The Jaguars claimed their first lead after the Packers' third straight 3-and-out, marching 45 yards in 12 plays to set up **Jason Myers**' 26-yard field goal in a second quarter that saw both teams combine for 24 points. Green Bay answered with a Rodgers-to-**Jordy Nelson** scoring pass to reclaim the lead at 14-10 before the Jaguars answered with a 75-yard drive resulting in a 22-yard Bortles-to-**Julius Thomas** touchdown pass for a 17-14 lead. Green Bay's second consecutive 75-yard touchdown drive made it 21-17 Packers with 13 second left in the first half when Rodgers, despite a heavy rush, threw 29 yards to **Davante Adams** at the goal line. Both teams managed only two field goals in the second half, including a 50-yarder by Myers. The Jaguars began their final drive at their own 37 with 3:17 remaining and no times out left before a fourth-down swing pass from Bortles to **Allen Hurns** came up short at the Green Bay 14. Bortles threw for 320 yards while Rodgers was held to 199, but the Jacksonville offense averaged just 1.8 yards on 26 runs. Hurns had receptions of 30 and 38 yards on two Jacksonville scoring drives, while **Allen Robinson** led the team with six receptions for 72 yards.

Team	Q	Time Scoring Play	Drive
G.B.	1	A. Rodgers 6 yd run (M. Crosby kick)	6-29 (5:47)
Jax.	1	T. Yeldon 5 yd. run (J. Myers kick)	3-48 (1:24)
Jax.	2	J. Myers 26 yd. Field Goal	12-45(5:52)
G.B.	2	J. Nelson 6 yd. pass from A. Rodgers (M. Crosby kick)	9-75 (4:43)
Jax.	2	J. Thomas 22 yd. pass from B. Bortles (J. Myers kick)	7-75 (1:56)
G.B.	2	D. Adams 29 yd. pass from A. Rodgers (M. Crosby kick)	5-75 (0:56)
G.B.	3	M. Crosby Field Goal	13-68 (4:48)
Jax.	3	J. Myers 39 yd. Field Goal	10-54 (3:57)
G.B.	4	M. Crosby 20 yd. Field Goal	16-73 (9:14)
Jax.	4	J. Myers 50 yd. Field Goal	14-37 (6:49)

Team Statistics

	Packers	Jaguars
First Downs (Run-Pass-Pen)	18 (6-10-2)	20 (4-14-2)
Total Yards-Plays-Avg.	294-60-4.9	348-68-5.1
Rushing Yards-Attempts-Avg.	95-25-3.8	48-26-1.8
Net Yards Passing (Sacked-Yds)	199 (1-0)	300 (3-20)
Att-Comp-Int	34-20-0	39-24-1
Third Down Conversions (%)	7-14 (50%)	4-15 (27%)
Fourth Down Conversions (%)	1-1 (100%)	3-4 (75%)
Punts-Avg.	4-46.0	2-62.5
Fumbles-Lost	1-0	1-0
Penalties-Yards	5-24	9-79
Time of Possession	28:37	31:23

Individual Statistics

Packers Rushing: E. Lacy 14-61, A. Rodgers 4-16, R. Cobb 3-11, J. Starks 4-7
Jaguars Rushing: T. Yeldon 21-39, D. Robinson 3-7, B. Bortles 2-2

Packers Passing: A. Rodgers 20-34-199 (2 TDs)
Jaguars Passing: B. Bortles 24-39-320 (TD, INT)

Packers Receiving: R. Cobb 6-57, J. Nelson 6-32, D. Adams 3-50, R. Rodgers 1-22, E. Lacy 1-17, J. Abbrederis 1-8, J. Cook 1-7, J. Starks 1-6
Jaguars Receiving: A. Robinson 6-72, J. Thomas 5-64, A. Hurns 4-75, T. Yeldon 4-30, M. Lewis 2-48, M. Lee 2-22, R. Greene 1-9

Sacks: Packers 3.0 (M. Burnnett 1.0, N. Perry 1.0, C. Matthews 1.0)
Sacks: Jaguars 1.0 (J. Odrick 1.0)

Interceptions: Packers 1 (J. Thomas)
Interceptions: Jaguars None

Paid Attendance: 63,179 **Time:** 3:10 **Temperature:** 90 degrees

WEEK 2 AT SAN DIEGO

Sept. 18, 2016 at Qualcomm Stadium

	1	2	3	4	OT	Final
JACKSONVILLE JAGUARS (0-2)	0	0	0	14	-	14
SAN DIEGO CHARGERS (1-1)	7	14	14	3	-	38

The Chargers bolted to an early and commanding lead and never looked back in posting a lopsided 38-14 win in their home opener. Scoring touchdowns on three of their first four possessions, the Chargers led 21-0 midway through the second quarter on a **Melvin Gordon** 3-yard run and Philip Rivers touchdown passes of six and two yards to **Travis Benjamin** and **Antonio Gates**. **Tyrell Williams'** 44-yard touchdown catch-and run and a Benjamin 45-yard catch made it 35-0 at the end of the third quarter, by which time the Jaguars had four punts, three turnovers and a missed 54-yard field goal try. In the fourth quarter the Jaguars put together two scoring drives, marching 75 yards in 12 plays with **Mercedes Lewis** catching a four-yard touchdown pass from **Blake Bortles**, and Bortles throwing 15 yards to Corey Grant on the team's final possession. On the day San Diego had five red zone and goal-to-go situations and came away with three touchdowns, a field goal and a lost fumble. Bortles tied his career high with 50 pass attempts, completing 31 for 329 yards with two touchdowns and two interceptions, and was the Jaguars' leading rusher with 34 yards on the ground, while Rivers threw for four touchdowns. **Dante Fowler Jr.** turned in the first two sacks of his career while rookie **Yannick Ngakoue** also got his first, but the Jaguars could not overcome 13 penalties and three turnovers.

Team	Q	Time Scoring Play	Drive
S.D.	1	M. Gordon 3 yd. run (J. Lambo kick)	8-75 (4:46)
S.D.	2	T. Benjamin 6 yd. pass from P. Rivers (J. Lambo kick)	7-34 (3:34)
S.D.	2	A. Gates 2 yd. pass from P. Rivers (J. Lambo kick)	5-56 (2:11)
S.D.	3	Ty. Williams 44 yd. pass from P. Rivers (J. Lambo kick)	7-93 (4:18)
S.D.	3	T. Benjamin 45 yd. pass from P. Rivers (J. Lambo kick)	7-93 (4:18)
JAX	4	M. Lewis 4 yd. pass from B. Bortles (J. Myers kick)	12-75 (4:54)
S.D.	4	J. Lambo 25 yd. field goal	11-36 (5:54)
JAX	4	C. Grant 15 yd. pass from B. Bortles (J. Myers kick)	9-60 (2:30)

Team Statistics

	Jaguars	Chargers
First Downs (Run-Pass-Pen)	20 (6-13-1)	25 (10-10-5)
Total Yards-Plays-Avg.	388-63-6.2	357-63-5.7
Rushing Yards-Attempts-Avg.	69-11-6.3	150-35-4.3
Net Yards Passing (Sacked-Yds)	329 (2-10)	220 (3-13)
Att-Comp-Int	50-31-2	25-17-0
Third Down Conversions (%)	2-11 (18%)	7-13 (54%)
Fourth Down Conversions (%)	1-2 (50%)	0-0 (0%)
Punts-Avg.	4-44.8	4-43.3
Fumbles-Lost	1-1	1-1
Penalties-Yards	14-93	3-23
Time of Possession	25:08	34:52

Individual Statistics

Chargers Rushing: M. Gordon 24-102, D. Woodhead 3-27, K. Farrow 4-13, P. Rivers 1-10, K. Clemens 2--1, T. Benjamin 1--1
Jaguars Rushing: B. Bortles 3-34, T. Yeldon 7-28

Chargers Passing: P. Rivers 17-24-220 (4 TDs), K. Clemens 0-1-0
Jaguars Passing: B. Bortles 31-50-329 (2 TDs, 2 INTs)

Chargers Receiving: T. Benjamin 6-115, Ty. Williams 3-61, M. Gordon 3-18, A. Gates 3-15, D. Inman 1-7, D. Woodhead 1-4
Jaguars Receiving: T. Yeldon 8-10, M. Lee 5-75, A. Hurns 5-64, J. Thomas 4-71, A. Robinson 3-54, M. Lewis 2-17, C. Grant 1-15, A. Benn 1-9, R. Greene 1-7, D. Robinson 1-7

Sacks: Chargers 2.0 (M. Ingram 2.0)
Sacks: Jaguars 3.0 (D. Fowler 2.0), (Ngakoue 1.0)

Interceptions: Chargers 2 (C. Hayward 2)
Interceptions: Jaguars None

Paid Attendance: 52,165 **Time:** 3:14 **Temperature:** 82 degrees

GAME SUMMARIES

WEEK 3 vs. BALTIMORE

Sept. 25, 2016 at EverBank Field

	1	2	3	4	OT	Final
BALTIMORE RAVENS (3-0)	7	6	3	3	-	19
JACKSONVILLE JAGUARS (0-3)	0	7	7	3	-	17

The Jaguars took a 17-16 lead, their first of the day, with 7:27 left in the fourth quarter but a game-winning 53-yard field goal by **Justin Tucker** with 1:02 remaining gave Baltimore a 19-17 victory. Tucker converted all four of his field goal tries—from 43, 42, 37 and 53 yards—and **Joe Flacco** scored the Ravens' only touchdown on a 7-yard run to open the scoring. **Blake Bortles** threw two touchdown passes to **Allen Robinson**, the first a three-yarder with 1:55 left in the second quarter to narrow the Baltimore lead to 10-7. The Ravens closed out the first half with Tucker's 42-yard field goal on an untimed down after his miss from 57 yards was nullified by a 15-yard defensive penalty, an ironic twist from the bizarre ending of the teams' meeting the previous year. The third quarter began with Tucker's 37-yarder to make it 16-7 but the Jaguars battled back, marching 78 yards in 11 plays to set up the second Bortles-to-Robinson touchdown, an 11-yard pass that was initially ruled incomplete before being reversed by instant replay. In the final quarter the Jaguars had three takeaways but were 0-for-6 on third down and gave up four sacks. The game twisted and turned, beginning with a **Devon Hester** muffed punt return which was recovered by **Denard Robinson** to set up **Jason Myers**' 49-yard field goal, giving the Jaguars a 17-16 lead with 7:27 left. On the next series Flacco was intercepted by **Tashaun Gipson**, then three plays later Bortles was picked off by **Tavon Young**, followed two plays later by another Flacco interception by **Paul Posluszny**. After blocking Myers' 52-yard field goal attempt with 2:59 remaining, the Ravens converted a 4th-and-2 to set up Tucker's game-winner. The Jaguars' final possession ended with Bortles' third interception of the day.

Team	Q	Scoring Play	Drive / Time
BAL	1	J. Flacco 7 yd. run (J. Tucker kick)	8-75, 4:03
BAL	2	J. Tucker 43 yd. Field Goal	10-46, 5:47
JAX	2	A. Robinson 3 yd. pass from B. Bortles (J. Myers kick)	8-37, 3:50
BAL	2	J. Tucker 37 yd. Field Goal	9-56, 4:39
JAX	3	A. Robinson 11 yd. pass from B. Bortles (J. Myers kick)	11-78, 5:22
JAX	4	J. Myers 49 yd. Field Goal	4-8, 1:34
BAL	4	J. Tucker 53 yd. Field Goal	8-22, 1:57

Team Statistics

	Ravens	Jaguars
First Downs (Run-Pass-Pen)	18 (3-11-4)	14 (1-12-1)
Total Yards-Plays-Avg.	283-64-4.4	216-63-3.4
Rushing Yards-Attempts-Avg.	84-22-3.8	48-21-2.3
Net Yards Passing (Sacked-Yds)	199 (2-15)	168 (4-26)
Att-Comp-Int	40-29-2	38-24-3
Third Down Conversions (%)	3-13 (23%)	6-16 (38%)
Fourth Down Conversions (%)	1-1 (100%)	0-0 (0%)
Punts-Avg.	5-48.6	6-41.5
Fumbles-Lost	2-1	0-0
Penalties-Yards	8-58	7-75
Time of Possession	31:06	28:54

Individual Statistics

Ravens Rushing: T. West 10-45, J. Forsett 7-20, J. Flacco 3-12
Jaguars Rushing: T. Yeldon 6-17, B. Bortles 3-17, C. Ivory 12-14

Ravens Passing: J. Flacco 29-40-214 (2 INTs)
Jaguars Passing: B. Bortles 24-38-194 (2 TDs, 3 INTs)

Ravens Receiving: S. Smith 8-87, D. Pitta 6-42, J. Forsett 6-12, M. Wallace 3-34, B. Periman 2-22
Jaguars Receiving: A. Robinson 7-57, M. Lee 5-44, A. Hurns 4-40, M. Lewis 3-20, J. Thomas 2-123, T. Yeldon 2-11

Sacks: Ravens 4.0 (T. Suggs 2.0, L. Guy 1.0, T. Jernigan 1.0)
Sacks: Jaguars 2.0 (M. Jackson 1.0, Y. Ngakoue 1.0)

Interceptions: Ravens 3 (Z. Orr, T. Young, C. Mosley)
Interceptions: Jaguars 2 (T. Gipson, P. Posluszny)

Paid Attendance: 60,127 **Time:** 3:07 **Temperature:** 88 degrees

WEEK 4 vs. INDIANAPOLIS

Oct. 2, 2016 at Wembley Stadium

	1	2	3	4	OT	Final
INDIANAPOLIS COLTS (1-3)	3	3	0	21	-	27
JACKSONVILLE JAGUARS (1-3)	7	10	6	7	-	30

Playing in London's Wembley Stadium for the fourth time, the Jaguars built an early lead which they extended to 17 points before holding off a late Colts rally to win, 30-27. Both teams opened with a three-and-out before rookie **Yannick Ngakoue** intercepted an **Andrew Luck** pass at the Colts 33. The Jaguars capitalized on the game's only turnover, marching 24 yards in five plays to a three-yard touchdown pass from **Blake Bortles** to **Allen Robinson**. Indianapolis responded with field goals on its next two drives with **Adam Vinatieri** good from 53 and 49 yards to make it 7-6 early in the second quarter. The Jaguars' ensuing possession covered 75 yards in 10 plays with Bortles running in from one yard out to extend the lead to 14-6, and on their next series **Jason Myers** kicked a 22-yard field goal on the final play of the quarter for a 17-6 halftime lead. The second half was a continuation of the first as Jacksonville scored on its next two possessions as well, with Myers' 46 and 49-yarders giving the Jaguars a 17-point lead at 23-6 at the end of the third quarter. Indianapolis would not go away, however, scoring touchdowns on three consecutive fourth-quarter possessions. **Frank Gore** scored on a 1-yard run and Luck threw a two-yard touchdown pass to **T.Y. Hilton** to make it a three-point game at 23-20 with 7:06 remaining. Bortles then hit **Allen Hurns** with a short pass that Hurns turned into a 42-yard touchdown to make it 30-20, but the Colts responded with their own long touchdown as Luck hit **Phillip Dorsett** in stride on a 64-yard bomb to close within three at 30-27 with 3:03 left. After the Colts forced a punt the Jaguars defense stood up and stopped Indianapolis on 4th-and-1 at the 49-yard line. The Jaguars had to punt one more time, giving the ball back to the Colts at their own 18-yard line with 26 seconds remaining in the game. On 4th-and-11 Luck completed a short pass and the Colts desperately tried to advance the ball with laterals before being forced backwards to end the game. The Jaguars defense pressured Luck throughout, finishing with six sacks including 1.5 by **Paul Posluszny** and one each by Ngakoue, **Tyson Alualu**, **Sen'Derrick Marks** and **Chris Smith**.

Team	Q	Scoring Play	Drive / Time
JAX	1	A. Robinson 3 yd. pass from B. Bortles (J. Myers kick)	5-24, 2:10
IND	1	A. Vinatieri 53 yd. Field Goal	12-29, 6:33
IND	2	A. Vinatieri 49 yd. Field Goal	11-44, 6:10
JAX	2	B. Bortles 1 yd. run (J. Myers kick)	10-75, 4:44
JAX	2	J. Myers 22 yd. Field Goal	8-75, 1:06
JAX	3	J. Myers 46 yd. Field Goal	9-43, 3:10
JAX	3	J. Myers 49 yd. Field Goal	14-58, 6:48
IND	4	F. Gore 1 yd. run (A. Vinatieri kick)	9-75, 3:03
IND	4	T. Hilton 2 yd. pass from A. Luck (A. Vinatieri kick)	12-78, 5:31
JAX	4	A. Hurns 42 yd. pass from B. Bortles (J. Myers kick)	4-75, 2:03
IND	4	P. Dorsett 64 yd. pass from A. Luck (A. Vinatieri kick)	6-75, 2:00

Team Statistics

	Colts	Jaguars
First Downs (Run-Pass-Pen)	23 (7-11-5)	23 (7-11-5)
Total Yards-Plays-Avg.	284-73-3.9	331-65-5.1
Rushing Yards-Attempts-Avg.	94-25-3.8	136-29-4.7
Net Yards Passing (Sacked-Yds)	190 (6-44)	195 (3-12)
Att-Comp-Int	42-27-1	33-19-0
Third Down Conversions (%)	9-17 (53%)	3-11 (27%)
Fourth Down Conversions (%)	0-2 (0%)	1-1 (100%)
Punts-Avg.	3-49.7	5-53.8
Fumbles-Lost	1-0	1-0
Penalties-Yards	7-78	11-145
Time of Possession	32:39	27:21

Individual Statistics

Colts Rushing: F. Gore 16-68, A. Luck 4-23, P. Dorsett 1-3, R. Turbin 1-2
Jaguars Rushing: T. Yeldon 14-71, B. Bortles 7-36, C. Ivory 8-29

Colts Passing: A. Luck 27-42-234 (2 TDs, 1 INTs)
Jaguars Passing: B. Bortles 19-33-207 (2 TDs)

Colts Receiving: T. Hilton 7-42, J. Ferguson 7-33, F. Gore 5-27, C. Rogers 2-39, D. Allen 2-20, R. Turbin 2-3, P. Dorsett 1-64, J. Doyle 1-6
Jaguars Receiving: A. Robinson 5-55, T. Yeldon 4-46, M. Lee 4-28, A. Hurns 2-47, M. Lewis 1-21, N. Sterling 1-10, R. Greene 1-8, A. Been 1-1

Sacks: Chargers 3.0 (E. Walden 1.0, A. Ayers 1.0, H. Ridgeway 0.5, Z. Kerr 0.5)
Sacks: Jaguars 6.0 (Posluszny 1.5, Ngakoue 1.0, Marks 1.0, C. Smith 1.0, Alualu 1.0, Johnson 0.5)

Interceptions: Chargers None
Interceptions: Jaguars 1 (Y. Ngakoue)

Paid Attendance: 83,764 **Time:** 3:15 **Temperature:** 59 degrees

GAME SUMMARIES



WEEK 6 AT CHICAGO

Oct. 16, 2016 at Soldier Field

	1	2	3	4	OT	Final
JACKSONVILLE JAGUARS (2-3)	0	0	0	17	-	17
CHICAGO BEARS (1-5)	0	10	3	3	-	16

Trailing 13-0 after three quarters, the Jaguars scored 17 fourth-quarter points to post the team's largest come-from-behind win in two years, tying its sixth-best comeback in history, with a 17-16 victory in Chicago. Jacksonville appeared ready to strike first on its initial possession, marching 89 yards in 11 plays to the Chicago one-yard line before **Blake Bortles'** third-down pass to **Allen Robinson** was intercepted in the end zone by **Tracy Porter** and returned to the 24. As it turned out, **Connor Barth's** 36- and 24-yard field goals and a 16-yard touchdown pass from **Brian Hoyer** to **Cameron Meredith** were the only points scored, all by Chicago, in the first three quarters. After being forced to punt five times, Jacksonville began its comeback on the second play of the fourth quarter with a **Chris Ivory** 1-yard plunge. The next possession ended after two plays when **Blake Bortles** fumbled, setting up the Bears at the Jacksonville 28-yard line. The defense held Chicago to a 32-yard field goal and the Jaguars offense responded on its ensuing possession with a **Jason Myers** 30-yard field goal capping an 11-play, 63-yard drive to cut the Chicago lead to 16-10 with 4:59 remaining. After forcing another Bears punt, the Jaguars got their game-winning drive. On the first two plays Bortles completed passes of 13 yards to **Julius Thomas** and 14 yards to **Marqise Lee** to get to the 49-yard line. Following an incompleting, Bortles then hit **Arrelious Benn** with a short pass, and Benn's sliding catch-and-run covered the final 51 yards. Myers' PAT gave the Jaguars their first lead of the day, 17-16, with 2:49 left in the game. On its final possession, Chicago was stopped on downs at midfield before the Jaguars ran out the final 57 seconds to seal their second consecutive win. The Jaguars had the game's only two turnovers, but in each case the defense limited Chicago to a field goal. Chicago also had four red zone possessions but managed to score just one touchdown and three field goals.

Team	Q	Scoring Play	Drive / Time
CHI	2	C. Barth 36 yd. Field Goal	11-58, 5:30
CHI	2	J. Howard 1 yd. run (C. Barth kick)	16-86, 7:31
CHI	3	C. Barth 23 yd. Field Goal	11-74, 5:43
JAX	4	C. Ivory 1 yd. run (J. Myers kick)	5-75, 2:03
CHI	4	C. Barth 32 yd. Field Goal	6-14, 3:06
JAX	4	J. Myers 30 yd. Field Goal	11-63, 3:29
JAX	4	A. Benn 51 yd. pass from B. Bortles (J. Myers kick)	4-78, 0:29

Team Statistics

	Jaguars	Bears
First Downs (Run-Pass-Pen)	30 (3-12-5)	22 (5-16-1)
Total Yards-Plays-Avg.	317-55-5.4	389-77-5.1
Rushing Yards-Attempts-Avg.	54-20-2.7	92-27-3.4
Net Yards Passing (Sacked-Yds)	263 (2-8)	297 (1-5)
Att-Comp-Int	40-29-2	38-24-3
Third Down Conversions (%)	2-10 (20%)	7-17 (41%)
Fourth Down Conversions (%)	0-0 (0%)	0-1 (0%)
Punts-Avg.	5-55.0	6-43.5
Fumbles-Lost	2-1	1-0
Penalties-Yards	5-50	10-87
Time of Possession	24:13	35:47

Individual Statistics

Bears Rushing: K. Carey 9-50, J. Howard 15-34, J. Bellamy 1-7, P. Lasike 1-1
Jaguars Rushing: C. Ivory 11-32, T. Yeldon 6-21, B. Bortles 3-1

Bears Passing: B. Hoyer 30-49-302
Jaguars Passing: B. Bortles 20-33-271 (1 TD, 1 INT)

Bears Receiving: C. Meredith 11-113, A. Jeffrey 7-93, Z. Miller 6-36, E. Royal 4-54, J. Howard 2-6
Jaguars Receiving: M. Lee 6-61, A. Hurns 5-74, A. Robinson 3-49, J. Thomas 2-28, C. Ivory 2-3, A. Benn 1-51, T. Yeldon 1-5

Sacks: Bears 2.0 (W. Young 2.0)
Sacks: Jaguars 1.0 (Y. Ngakoue 1.0)

Interceptions: Bears 1 (T. Porter)
Interceptions: Jaguars None

Paid Attendance: 61,054 **Time:** 3:02 **Temperature:** 69 degrees



WEEK 7 vs. OAKLAND

Oct. 23, 2016 at EverBank Field

	1	2	3	4	OT	Final
OAKLAND RAIDERS (5-2)	3	17	3	10	-	33
JACKSONVILLE JAGUARS (2-4)	0	6	3	7	-	16

In a game that saw seven field goals and four touchdowns, the Jaguars struggled in red zone opportunities while the Raiders took advantage of three turnovers and 13 penalties, resulting in a 33-16 Raiders win in Jacksonville. After both teams went three-and-out to start the game, Oakland scored first on a 26-yard **Sebastian Janikowski** field goal. The Jaguars then marched to the Oakland 18 but **Blake Bortles'** pass to **Marqise Lee** was intercepted in the endzone by **David Amerson**. The Raiders were forced to punt, but Greene muffed the punt and Oakland recovered at the Jacksonville 17. The defense did its job, limiting Oakland to a 32-yard field goal for a 6-0 lead at the beginning of the second quarter, at which point the Jaguars had two possessions and two turnovers. The next four possessions of the game resulted in scores, with the Jaguars getting 23- and 37-yard field goals while Oakland added two touchdowns to build their lead to 20-6 as the first half ended. **Jason Myers** kicked a 44-yard field goal to open the second half and get the Jaguars within 11 points at 20-9, but Jacksonville punted on its next four drives, including three straight three-and-outs. Back-to-back field goals by Janikowski from 44 and 52 yards extended the Oakland lead to 26-9 early in the fourth quarter. The Jaguars' best drive of the day began with 7:15 left, when they marched 83 yards in 11 plays with Bortles hitting **Julius Thomas** with a nine-yard touchdown pass, making it a 10-point game at 26-16 with 4:12 left. After a failed outside kick by the Jaguars, Oakland drove 48 yards in eight plays with **Lataivus Murray** scoring on a nine-yard run with 2:35 remaining. Oakland's **Reggie Nelson** then intercepted Bortles on the final Jaguars possession to seal the win. In the fourth quarter three players were ejected for unsportsmanlike conduct. The Jaguars dropped to 2-4 on the season a week after winning back-to-back games.

Team	Q	Scoring Play	Drive / Time
OAK	1	S. Janikowski 26 yd. Field Goal	9-63, 3:15
OAK	2	S. Janikowski 32 yd. Field Goal	4-3, 0:15
JAX	2	J. Myers 23 yd. Field Goal	5-70, 2:14
OAK	2	L. Murray 2 yd. run (S. Janikowski kick)	11-75, 7:06
JAX	2	J. Myers 37 yd. Field Goal	9-56, 3:43
OAK	2	M. Crabtree 2 yd. pass from D. Carr (S. Janikowski kick)	8-75, 1:38
JAX	3	J. Myers 44 yd. Field Goal	7-39, 2:49
OAK	3	S. Janikowski 44 yd. Field Goal	5-12, 2:17
OAK	4	S. Janikowski 52 yd. Field Goal	7-38, 3:44
JAX	4	J. Thomas 9 yd. pass from B. Bortles (J. Myers kick)	11-83, 3:03
OAK	4	L. Murray 9 yd. run (S. Janikowski kick)	8-48, 1:37

Team Statistics

	Raiders	Jaguars
First Downs (Run-Pass-Pen)	21 (8-10-3)	19 (4-11-4)
Total Yards-Plays-Avg.	344-71-4.8	344-60-5.7
Rushing Yards-Attempts-Avg.	144-34-4.2	105-16-6.6
Net Yards Passing (Sacked-Yds)	200 (0-0)	239 (1-7)
Att-Comp-Int	37-23-0	43-23-2
Third Down Conversions (%)	8-18 (44%)	4-13 (31%)
Fourth Down Conversions (%)	1-1 (100%)	0-0 (0%)
Punts-Avg.	5-54.6	5-47.8
Fumbles-Lost	1-0	2-1
Penalties-Yards	11-117	13-112
Time of Possession	33:27	26:33

Individual Statistics

Jaguars Rushing: C. Ivory 5-48, B. Bortles 5-33, T. Yeldon 6-24

Raiders Rushing: L. Murray 18-59, M. King 1-27, J. Holton 2-25, D. Washington 5-16, J. Olawale 3-12, D. Carr 4-4, J. Richard 1-1

Jaguars Passing: B. Bortles 23-43-246 (1 TD, 2 INTs)
Raiders Passing: D. Carr 23-37-200 (1 TD)

Jaguars Receiving: M. Lee 7-107, A. Hurns 4-45, J. Thomas 3-20, A. Robinson 2-9, R. Greene 2-8, C. Ivory 2-3, A. Benn 1-39, M. Lewis 1-11, T. Yeldon 1-4
Raiders Receiving: M. Crabtree 8-96, S. Roberts 4-42, A. Cooper 4-29, L. Murray 2-4, M. Rivera 1-13, D. Washington 1-6, C. Walford 1-5, A. Holmes 1-5, J. Richard 1-0

Sacks: Jaguars 0
Sacks: Raiders 1.0 (K. Mack 1.0)

Interceptions: Jaguars 0
Interceptions: Raiders 2 (D. Amerson 1, R. Nelson 1)

Paid Attendance: 62,614 **Time:** 3:02 **Temperature:** 70 degrees

GAME SUMMARIES

WEEK 8 AT TENNESSEE

Oct. 27, 2016 at Nissan Stadium

	1	2	3	4	OT	Final
JACKSONVILLE JAGUARS (2-5)	0	0	8	14	-	22
TENNESSEE TITANS (4-4)	3	24	6	3	-	36

Making their lone national appearance on a Thursday night, the Jaguars struggled from the start with all five first-half possessions ending in punts while the Titans scored on five consecutive drives to build a commanding 27-0 halftime lead on the way to a 36-22 win in Nashville. The statistical disparity at halftime was shocking, with Tennessee holding large advantages in first downs (20 to 3), total yards (354 to 60), offensive plays (41 to 22), third down conversions (6/8 to 1/6), rushing yards (135 to 5) net passing yards (219 to 55), and time of possession (19:33 to 10:27). Including their first possession of the second half, Tennessee put together six consecutive scoring drives of 54, 66, 69, 62, 90 and 75 yards resulting in four touchdowns and two field goals. The Jaguars scored three second-half touchdowns, with **Julius Thomas**, **Allen Hurns** and **Bryan Walters** catching **Blake Bortles** scoring passes. Bortles completed 33 of a team record-tying 54 pass attempts for 337 yards and three TDs, mostly in the second half, and he was also the Jaguars' leading rusher with 22 yards. **Marcus Mariota** completed 81.8 percent of his 22 passes with scoring throws to **Kendall Wright** and **Rishard Matthews**. **DeMarco Murray** rushed for 123 yards and a touchdown and **Derrick Henry** added 60 yards and a score as Tennessee turned in 214 rushing yards on 43 rushing attempts with 494 yards in total offense. The Jaguars fell to 2-5 for the second year in a row, with a 1-1 record in division games.

Team	Q	Scoring Play	Drive / Time
TEN	1	R. Succop 32 yd. Field Goal	10-54, 5:34
TEN	2	K. Wright 36 yd. pass from M. Mariota (R. Succop kick)	4-66, 1:59
TEN	2	D. Henry 6 yd. run (R. Succop kick)	8-69, 3:25
TEN	2	D. Murray 14 yd. run (R. Succop kick)	4-62, 1:43
TEN	2	R. Succop 22 yd. Field Goal	12-90, 3:13
JAX	3	J. Thomas 10 yd. pass from B. Bortles (Bortles run)	11-75, 3:55
TEN	3	R. Matthews 4 yd. pass from M. Mariota (Kick failed, wl)	7-75, 4:12
TEN	4	R. Succop 33 yd. Field Goal	9-20, 5:10
JAX	4	A. Hurns 5 yd. pass from B. Bortles (J. Myers kick)	7-58, 2:08
JAX	4	B. Walters 7 yd. pass from B. Bortles (J. Myers kick)	12-91, 2:32

Team Statistics

	Jaguars	Titans
First Downs (Run-Pass-Pen).....	27 (3-22-2).....	25 (11-12-2)
Total Yards-Plays-Avg.	370-67-5.5	494-66-7.5
Rushing Yards-Attempts-Avg.....	48-11-4.4	214-43-5.0
Net Yards Passing (Sacked-Yds)	322 (2-15).....	280 (0-0)
Att-Comp-Int	54-33-0.....	23-19-0
Third Down Conversions (%).....	6-13 (46%).....	9-15 (60%)
Fourth Down Conversions (%).....	0-1 (0%).....	0-0 (0%)
Punts-Avg.	6-45.8.....	4-38.8
Fumbles-Lost	2-1.....	1-0
Penalties-Yards.....	7-75.....	7-54
Time of Possession	25:35.....	34:25

Individual Statistics

Titans Rushing: D. Murray 21-123, D. Henry 16-60, M. Mariota 3-11, K. Wright 1-15, D. Walker 1-3, M. Cassel 1-2
Jaguars Rushing: B. Bortles 4-22, T. Yeldon 3-20, C. Ivory 4-6

Titans Passing: M. Mariota 18-22-270 (2 TDs)
Jaguars Passing: B. Bortles 33-54-337 (3 TDs)

Titans Receiving: K. Wright 4-84, D. Walker 4-75, R. Matthews 4-38, D. Henry 4-37, P. Supernaw 1-30, T. Sharpe 1-11, D. Murray 1-5
Jaguars Receiving: A. Hurns 7-98, A. Robinson 6-70, B. Koyack 5-41, T. Yeldon 4-36, M. Lewis 4-23, J. Thomas 3-28, B. Walters 2-14, M. Lee 1-21, C. Ivory 1-6

Sacks: Titans 2.0 (A. Williamson 1.0, D. Morgan 1.0)
Sacks: Jaguars None

Interceptions: Titans None
Interceptions: Jaguars None

Paid Attendance: 61,619 **Time:** 3:08 **Temperature:** 71 degrees

WEEK 9 AT KANSAS CITY

Nov. 6, 2016 at Arrowhead Stadium

	1	2	3	4	OT	Final
JACKSONVILLE JAGUARS (2-6)	0	7	0	7	-	14
KANSAS CITY CHIEFS (6-2)	7	3	6	3	-	19

The Jaguars' 449 yards of total offense and 205 rushing yards—both season-highs—were not enough to overcome four costly turnovers that set up 13 points as the Jaguars lost, 19-14 in Kansas City. The Jacksonville defense did its part, limiting the Chiefs to 231 total yards and 62 rushing yards, both the lowest of the season by an opponent. The first sign of trouble came after both teams punted twice, when **Bryan Walters** fumbled a punt return at the Jacksonville 23. **Nick Foles**, replacing the injured **Alex Smith**, threw a 23-yard touchdown pass to **Albert Wilson** for the game's first score. **Chris Ivory**, who finished with 107 rushing yards, sparked the Jacksonville offense on the next play with a 42-yard run to midfield, but the Jaguars bogged down at the Chiefs' 30 on a failed fourth-and-one. The Jaguars' next possession ended after two plays when **Blake Bortles**' pass was intercepted by **Ramik Wilson** at the Jacksonville 32. The Chiefs capitalized again, with a 26-yard **Cairo Santos** field goal for a 10-0 lead. The Jaguars' best drive of the day came late in the first half when they marched from their own 12 to the Kansas City 1 with a combination of Bortles runs and passes, and Bortles capped the drive with a one-yard pass to **Allen Robinson** in the back of the end zone to make it 10-7 at the half. In the third period the Jaguars' first possession ended in yet another turnover when **T.J. Yeldon**, on third-and-17, ran 16 yards but fumbled at the end of the run to give Kansas City possession at the Jacksonville 38. Santos then kicked a 51-yard field goal, followed on the next Chiefs possession by a 24-yarder to give the Chiefs a 16-7 lead. **Jason Myers** missed a 54-yard try at the end of the third quarter, and the Chiefs took advantage with Santos hitting his fourth field goal of the day, this time from 36 yards for a 19-7 advantage. The Jaguars then used a 51-yard **Marqise Lee** reception to get to the Kansas City 3, but on 2nd-and-goal Ivory fumbled going into the end zone and the Chiefs recovered for a touchback. After the defense forced a three-and-out, the Jaguars drove again, going 61 yards in nine plays with Yeldon scoring on a 13-yard Bortles pass to close within five at 19-14 with 4:10 remaining. After another Chiefs 3-and-out the Jaguars got the ball at their own 35 with 3:01 left. A 26-yard Bortles run helped them get to the Kansas City 32, but an incomplete pass on fourth-and-3 ended the Jacksonville comeback bid to drop them to 2-6 at the season's halfway point.

Team	Q	Scoring Play	Drive / Time
K.C.	1	A. Wilson 23 yd. pass from N. Foles (C. Santos kick)	2-23, 0:14
K.C.	2	C. Santos 26 yd. Field Goal	4-5, 2:06
JZX	2	A. Robinson 1 yd. pass from B. Bortles (J. Myers kick)	11-88, 3:19
K.C.	3	C. Santos 51 yd. Field Goal	4-5, 1:32
K.C.	3	C. Santos 24 yd. Field Goal	6-25, 2:29
K.C.	4	C. Santos 36 yd. Field Goal	9-38, 5:09
JAX	4	T. Yeldon 13 yd. pass from B. Bortles (J. MYERS kick)	9-61, 2:24

Team Statistics

	Jaguars	Chiefs
First Downs (Run-Pass-Pen).....	25 (6-17-2).....	10 (4-6-0)
Total Yards-Plays-Avg.	449-75-6.0	231-57-4.1
Rushing Yards-Attempts-Avg.....	205-32-6.4	62-22-2.8
Net Yards Passing (Sacked-Yds)	244 (2-8)	169 (2-18)
Att-Comp-Int	41-22-1.....	33-20-0
Third Down Conversions (%).....	5-13 (38%).....	1-14 (7%)
Fourth Down Conversions (%).....	0-2 (0%).....	1-1 (100%)
Punts-Avg.	4-41.8.....	7.50.4
Fumbles-Lost	3-3.....	0-0
Penalties-Yards.....	5-46.....	8-75
Time of Possession	29:39.....	30:21

Individual Statistics

Chiefs Rushing: C. West 13-39, T. Hill 2-21, K. Davis 3-10
Jaguars Rushing: C. Ivory 18-107, B. Bortles 6-54, T. Yeldon 7-33, M. Lee 1-11

Chiefs Passing: N. Foles 20-33-187 (TD)
Jaguars Passing: B. Bortles 22-41-252 (2 TDs, INT)

Chiefs Receiving: T. Kelce 5-58, A. Wilson 3-42, C. West 3-35, C. Conley 3-28, T. Hill 3-11, K. Davis 1-7, A. Sherman 1-6, J. O'Shaughnessy 1-0
Jaguars Receiving: A. Robinson 7-76, T. Yeldon 5-32, M. Lee 4-84, M. Lewis 2-23, J. Thomas 2-21, A. Benn 1-16, C. Ivory 1-0

Sacks: Chiefs 2.0 (D. Ford 2.0)
Sacks: Jaguars 2.0 (S. Marks 1.0, M. Jackson 0.5, D. Fowler)

Interceptions: Chiefs 1, Ramik Wilson
Interceptions: Jaguars None

Paid Attendance: 73,294 **Time:** 3:20 **Temperature:** 62 degrees

GAME SUMMARIES

WEEK 10 vs. HOUSTON

Nov. 13, 2016 at EverBank Field

	1	2	3	4	OT	Final
HOUSTON TEXANS (6-3)	14	0	7	3	-	24
JACKSONVILLE JAGUARS (2-7)	7	3	0	11	-	21

A 42-yard interception-return touchdown on the game's sixth play and a 57-yard punt return to the Jaguars' seven-yard line in the third quarter were the decisive plays in Houston's 24-21 win at EverBank Field. The Jaguars battled back from a 21-10 deficit by scoring 11 points in the fourth quarter to make it a three-point game, but Houston converted a third-and-5 at its own 13-yard line with two minutes left to close out the win. Looking like it would be a high-scoring game with three first-quarter touchdowns, Houston scored first when **Kareem Jackson** picked off **Blake Bortles'** fourth pass of the game and returned it 42 yards for a quick 7-0 lead. The Jaguars bounced right back, however, as Bortles directed a 13-play, 75-yard drive ending with his five-yard touchdown pass to **Julius Thomas**. Houston responded with its own 10-play, 75-yard drive with **Brock Osweiler** throwing a 1-yard touchdown pass to **Ryan Griffin**, making it 14-7 in the first quarter. The Jaguars made their second turnover on the ensuing possession when Bortles' backward screen pass bounced off **T.J. Yeldon's** foot and into the arms of **Whitney Mercilus**. Houston missed a field goal on the ensuing series before **Jason Myers** made a 54-yard field goal, and the 14-10 score stood at halftime. With 4:29 left in the third quarter, **Tyler Ervin** turned in a 57-yard punt return to the Jacksonville seven, and on the next play Osweiler made it 21-10 on his pass to **Stephen Anderson**. A 44-yard field goal by Myers on the first play of the fourth quarter made it 21-13, but Houston answered with an 11-play drive including converting a 3rd-and-16, and **Nick Novak's** 51-yard field goal made it an 11-point game once again at 24-13 with 8:32 remaining. With 3:42 left the Jaguars began a drive at their own eight-yard line, and Bortles passed on all eight plays including his 14-yarder to **Allen Robinson** in the end zone. His 2-point conversion pass to Robinson got the Jaguars within three points at 24-21 with 2:17 remaining. The Texans never gave the ball back, converting a third-and-5 and forcing the Jaguars to spend their timeouts. The Texans finished with 181 rushing yards, while holding the Jaguars to 80. Robinson led all receivers with nine catches for 107 yards and a TD.

Team	Q	Scoring Play	Drive / Time
HOU	1	K. Jackson 42 yd. interception return (N. Novak kick)	
JAX	1	J. Thomas 5 yd. pass from B. Bortles (J. Myers kick)	13-75, 6:43
HOU	1	R. Griffin 1 yd. pass from B. Osweiler (N. Novak kick)	10-75, 4:55
JAX	2	J. Myers 54 yd. Field Goal	8-25, 3:43
HOU	3	S. Anderson 7 yd. pass from B. Osweiler (N. Novak kick)	1-7, 0:05
JAX	4	J. Myers 44 yd. Field Goal	8-53, 4:11
HOU	4	N. Novak 51 yd. Field Goal	11-42, 6:24
JAX	4	A. Robinson 14 yd. pass from B. Bortles (Bortles-Robinson pass)	8-92, 1:25

Team Statistics

	Texans	Jaguars
First Downs (Run-Pass-Pen)	16 (9-6-1)	23 (3-18-2)
Total Yards-Plays-Avg.	273-61-4.5	327-73-4.5
Rushing Yards-Attempts-Avg.	181-33-5.5	80-22-3.6
Net Yards Passing (Sacked-Yds)	92 (1-7)	247 (2-18)
Att-Comp-Int	27-14-0	49-32-1
Third Down Conversions (%)	7-15 (47%)	10-17 (59%)
Fourth Down Conversions (%)	0-1 (0%)	0-1 (0%)
Punts-Avg.	3-46.0	3-38.3
Fumbles-Lost	0-0	2-1
Penalties-Yards	4-89	4-48
Time of Possession	27:50	32:10

Individual Statistics

Texans Rushing: L. Miller 15-83, A. Hunt 8-52, A. Blue 7-23, B. Osweiler 3-23
Jaguars Rushing: T. Yeldon 9-32, C. Ivory 9-31, B. Bortles 3-11, M. Lee 1-6

Texans Passing: B. Osweiler 14-27-99 (2 TDs)
Jaguars Passing: B. Bortles 32-49-265 (2 TDs, 1 INT)

Texans Receiving: D. Hopkins 5-48, C. Fiedorowicz 3-26, R. Griffin 3-7, B. Miller 1-10, S. Anderson 1-7, A. Hunt 1-1
Jaguars Receiving: A. Robinson 9-107, J. Thomas 6-24, M. Lee 4-50, B. Koyack 3-35, T. Yeldon 3-27, A. Hurns 2-13, C. Ivory 2-10

Sacks: Texans 2.0 (J. Simon 1.0, D. Reader 1.0)
Sacks: Jaguars 1.0 (Aaron Colvin)

Interceptions: Texans 1 (K Jackson)
Interceptions: Jaguars None

Paid Attendance: 62,091 **Time:** 3:00 **Temperature:** 69 degrees

WEEK 11 AT DETROIT

Nov. 20, 2016 at Ford Field

	1	2	3	4	OT	Final
JACKSONVILLE JAGUARS (2-8)	3	6	10	0	-	19
DETROIT LIONS (6-4)	0	9	7	10	-	26

In a close game that saw five turnovers, five lead changes and two return-touchdowns, the Jaguars led 19-16 at the end of the third quarter before Detroit's 10-point fourth quarter gave the home team a 26-19 win. A turnover set up the first score when **Andre Roberts** muffed a first-quarter punt and Jacksonville took over at the Detroit 11. From there **Jason Myers'** 27-yard field goal opened the scoring, but the Jaguars lost possession on their next drive when **Chris Ivory** fumbled. Detroit was forced to punt, just as the Jaguars did on the ensuing possession, but Roberts' 55-yard punt return for a touchdown got the Lions on the scoreboard midway through the 2nd quarter. On a day on which 12 PATS were missed around the league, **Matt Prater** had his first PAT attempt partially blocked so the score held at 6-3. Jacksonville took a 9-6 lead—with Myers missing his PAT—when **Blake Bortles** hit **Allen Robinson** with a three-yard scoring pass with 2:45 left in the second quarter. The Lions responded with a 10-play, 67-yard drive to set up Prater's 27-yard field goal, knotting the score at 9-9 at the half. The second half began ominously for Jacksonville as Bortles' third-down pass was picked off by **Rafael Bush** and returned 39 yards for a pick-six and a 16-9 lead just 58 seconds into the half. The Jaguars came right back, moving 41 yards in seven plays to set up Myers' 52-yard field goal, making it a four-point game at 16-12. After forcing a punt, the Jaguars took the lead back on Bortles' 3-yard touchdown pass to **Marqise Lee**, capping a nine-play, 87-yard drive. Three plays later the Lions lost a **Golden Tate** fumble, but Jacksonville was unable to capitalize. That allowed Detroit to regain the lead at 23-19 when they marched 79 yards, aided by a 61-yard **Matt Stafford** catch-and-run completion to **Eric Ebron** to the Jacksonville 8, setting up Ebron's one-yard scoring run. The Jaguars went three-and-out before the Lions took possession at their own 15 with 8:19 remaining. Detroit methodically marched 60 yards in 15 plays—aided by a fourth-and-2 encroachment penalty while forcing the Jaguars to spend their remaining timeouts—before Prater's 43-yard field goal made it a seven-point game with 22 seconds left. In battling back Bortles threw another interception to end the game.

Team	Q	Scoring Play	Drive / Time
JAX	1	J. Myers 27 yd. Field Goal	4-2, 0:54
DET	2	A. Roberts 55 yd. punt return (kick blocked)	
JAX	2	A. Robinson 3 yd. pass from B. Bortles (kick failed, wr)	7-54, 3:19
DET	2	M. Prater 27 yd. Field Goal	10-67, 2:26
DET	3	R. Bush 39 yd. interception retrun (M. Prater kick)	
JAX	3	J. Myers 52 yd. Field Goal	7-41, 4:42
JAX	3	M. Lee 3 yd. pass from B. Bortles (J. Myers kick)	9-87, 4:56
DET	4	E. Ebron 1 yd. run (M. Prater kick)	7-79, 3:21
DET	4	M. Prater 43 yd. Field Goal	15-60, 7:57

Team Statistics

	Jaguars	Lions
First Downs (Run-Pass-Pen)	16 (1-13-2)	14 (1-12-1)
Total Yards-Plays-Avg.	285-62-4.6	277-57-4.9
Rushing Yards-Attempts-Avg.	83-27-3.1	14-21-0.7
Net Yards Passing (Sacked-Yds)	202 (0-0)	278 (3-15)
Att-Comp-Int	35-22-2	33-24-0
Third Down Conversions (%)	4-14 (29%)	5-14 (36%)
Fourth Down Conversions (%)	0-0 (0%)	0-0 (0%)
Punts-Avg.	6-40.8	6-48.5
Fumbles-Lost	2-1	3-2
Penalties-Yards	4-25	5-32
Time of Possession	32:55	27:05

Individual Statistics

Lions Rushing: T. Riddick 4-13, D. Washington 13-6, E. Ebron 1-1, G. Tate 1-(-6)
Jaguars Rushing: C. Ivory 17-39, D. Robinson 3-21, T. Yeldon 4-16, M. Lee 1-6, B. Bortles 1-3, C. Henne 1-(-2)

Lions Passing: M. Stafford 24-33-278
Jaguars Passing: B. Bortles 22-35-202 (2 TDs, 2 INTs)

Lions Receiving: T. Riddick 8-70, A. Boldin 6-37, E. Ebron 3-70, G. Tate, 3-27, D. Washington 2-15, A. Roberts 1-44, M. Jones 1-15
Jaguars Receiving: C. Ivory 6-75, M. Lee 4-52, A. Robinson 3-18, J. Thomas 3-12, T. Yeldon 2-16, M. Lewis 2-16, A. Hurns 1-9, D. Robinson 1-4

Sacks: Lions None
Sacks: Jaguars 3.0 (M. Jackson 1.0, Y. Ngakoue 1.0, T. Alualu 1.0)

Interceptions: Lions 2, Rafael Bush, Tavon Wilson
Interceptions: Jaguars None

Paid Attendance: 61,486 **Time:** 3:11 **Temperature:** 68 degrees

GAME SUMMARIES

WEEK 12 AT BUFFALO

Nov. 27, 2016 at New Era Field

	1	2	3	4	OT	Final
JACKSONVILLE JAGUARS (2-9)	7	0	7	7	-	21
BUFFALO BILLS (6-5)	0	6	14	8	-	28

The Jaguars drove to a touchdown on their opening possession for the first time since Week 2 of the previous season, and held the lead three times in a back-and-forth game, but ultimately suffered their sixth straight loss, 28-21 in Buffalo. Playing their fourth road game in five weeks, the Jaguars opened with an 11-play, 75-yard drive on which **Blake Bortles** had 34 rushing yards, and **Chris Ivory** capped the opening series with a two-yard touchdown run. The next eight possessions by both teams resulted in punts, but the Jaguars' punt with 1:38 left in the first half was returned 43 yards by **Brandon Tate** to the Jacksonville 22, and Buffalo got on the scoreboard five plays later with a seven-yard **LeSean McCoy** run. A missed extra point left Jacksonville with a 7-6 lead at the half. The second half featured five touchdowns, the first of which was a 75-yard McCoy run on the first play of the third quarter, giving the Bills a 13-7 lead. But the Jaguars responded on the ensuing possession with another 11-play scoring drive, this one covering 65 yards with **Marqise Lee** catching a 20-yard Bortles pass to the goal line, regaining the lead at 14-13. After an exchange of punts, the Bills battled back with **Sammy Watkins** taking a 62-yard **Tyrod Taylor** bomb to the Jacksonville 13 to set up Taylor's seven-yard touchdown run for a 20-14 Buffalo lead late in the third period. Once again, the Jaguars had an answer as they took a 21-20 lead on Bortles' 12-yard pass to **Allen Hurns** on the first play of the fourth quarter. But as both teams had done repeatedly, the Bills matched that with another touchdown drive, this time going 76 yards—aided by a 25-yard McCoy reception and an 18-yard pass interference penalty—with **Justin Hunter** catching Taylor's 18-yard pass in the front of the end zone to make it 26-21. A successful two-point try on a McCoy run gave Buffalo a 28-21 lead with 10:46 remaining in the game. The Jaguars' last possession reached the Buffalo 40-yard line, and after a delay of game penalty on fourth down, Bortles' four-yard completion to Lee on fourth-and-9 ended the Jacksonville comeback chance as Buffalo ran the final 3:25 off the clock. The Jaguars finished with 301 total yards to the Bills' 304, while Bortles led the Jaguars with a career-high 81 rushing yards and a season-low 126 passing yards.

Team	Q	Scoring Play	Drive / Time
JAX	1	C. Ivory 2 yd. run (J. Myers kick)	11-75, 6:45
BUF	2	L. McCoy 7 yd. run (kick failed, wl)	5-22, 1:04
BUF	3	L. McCoy 75 yd. run (D. Carpenter kick)	1-75, 0:13
JAX	3	M. Lee 20 yd. pass from B. Bortles (J. Myers kick)	11-65, 5:21
BUF	3	T. Taylor 7 yd. run (D. Carpenter kick)	4-75, 1:34
JAX	4	A. Hurns 12 yd. pass from B. Bortles (J. Myers kick)	7-65, 3:08
BUF	4	J. Hunter 16 yd. pass from T. Taylor (L. McCoy run)	8-76, 4:06

Team Statistics

	Jaguars	Bills
First Downs (Run-Pass-Pen)	20 (11-8-1)	15 (6-7-2)
Total Yards-Plays-Avg.	301-65-4.6	304-52-5.8
Rushing Yards-Attempts-Avg.	183-37-4.9	153-29-5.3
Net Yards Passing (Sacked-Yds)	118 (2-8)	151 (5-15)
Att-Comp-Int	26-13-0	18-12-0
Third Down Conversions (%)	8-15 (53%)	5-12 (42%)
Fourth Down Conversions (%)	0-1 (0%)	1-1 (100%)
Punts-Avg.	6-45.5	6-44.0
Fumbles-Lost	2-0	0-0
Penalties-Yards	6-60	6-31
Time of Possession	33:35	26:25

Individual Statistics

Bills Rushing: L. McCoy 19-103, T. Taylor 7-38, J. Williams 3-12
Jaguars Rushing: B. Bortles 8-81, C. Ivory 9-44, D. Robinson 13-39, T. Yeldon 6-17, M. Lee 1-2

Bills Passing: T. Taylor 12-18-166 (1 TD)
Jaguars Passing: B. Bortles 13-26-126 (2 TDs)

Bills Receiving: S. Watkins 3-80, L. McCoy 2-31, C. Clay 2-17, M. Goodwin 2013, J. Hunter 1016, B. Tate 1-8, W. Powell 1-1
Jaguars Receiving: M. Lee 4-37, A. Robinson 2-24, B. Koyack 2-23, N. Sterling 2-16, A. Hurns 1-12, C. Ivory 1-13, T. Yeldon 1-3

Sacks: Bills 2.0 (M. Dareus 2.0)
Sacks: Jaguars 5.0 (Jackson 2.0, Ngakoue 1.0, Cyprien 1.0 Alualu 0.5, Jack 0.5)

Interceptions: Bills None
Interceptions: Jaguars None

Paid Attendance: 67,849 **Time:** 3:07 **Temperature:** 42 degrees

WEEK 13 vs. DENVER

Dec. 4, 2016 at EverBank Field

	1	2	3	4	OT	Final
DENVER BRONCOS (8-4)	0	10	7	3	-	20
JACKSONVILLE JAGUARS (2-10)	0	3	0	7	-	10

Playing at home for just the second time in six weeks, the Jaguars scored first and got a solid performance from their defense, but three turnovers led to 10 points in the Broncos' 10-point, 20-10 win. The teams combined for 19 punts on 29 possessions, with Denver punting 11 times and the Jaguars 8, and the Jacksonville defense limited Denver to 10 first downs, 1 of 13 third-down conversions and a season-low 206 yards. After a combined eight punts to begin the game, the Jaguars opened the scoring in the second quarter on Jason Myers' 47-yard field goal. Denver responded with a 75-yard drive culminating in a 6-yard touchdown run by **Devontae Booker** for a 7-3 lead. The Jaguars' next possession ended in their first of three turnovers when **Blake Bortles** was intercepted by **Chris Harris Jr.** Denver was unable to capitalize, but after forcing a Jaguars punt the Broncos got a 19-yard punt return to the Denver 42 before a late hit out of bounds on the play moved them to the Jacksonville 43. Four plays later **Brandon McManus'** 32-yard field goal on the last play of the half gave the Broncos a 10-3 lead. Denver's defense scored the next points when **Bradley Roby** picked off Bortles and returned the ball 51 yards for a touchdown, marking the third pick-six against the Jaguars in four weeks. The Jaguars' only touchdown of the day came early in the fourth quarter when Bortles ran 22 yards to pay dirt to cap a 12-play, 70-yard drive, closing within a touchdown at 17-10. More punts ensued, and the game turned on the Jaguars' final possession. Starting at their own 34 with 1:41 remaining the Jaguars saw their hope of a comeback end when Bortles was strip-sacked by **Shane Ray**. Denver took over and tacked on a 41-yard field goal for a 20-10 lead with 29 seconds remaining in the game. The Jaguars' seventh straight loss dropped them to 2-10.

Team	Q	Scoring Play	Drive / Time
JAX	2	J. Myers 47 yd. Field Goal	7-30, 3:08
DEN	2	D. Booker 6 yd. run (B. McManus kick)	8-75, 4:07
DEN	2	B. McManus 32 yd. Field Goal	4-29, 0:46
DEN	3	B. Roby 51 yd. interception return (B. McManus kick)	12-70, 5:45
JAX	4	B. Bortles 22 yd. run (J. Myers kick)	4-6, 0:58
DEN	4	B. McManus 41 yd. Field Goal	

Team Statistics

	Broncos	Jaguars
First Downs (Run-Pass-Pen)	10 (4-5-1)	19 (7-10-2)
Total Yards-Plays-Avg.	206-54-3.8	333-81-4.1
Rushing Yards-Attempts-Avg.	104-28-3.7	154-38-4.1
Net Yards Passing (Sacked-Yds)	102 (2-2)	179 (1-2)
Att-Comp-Int	24-12-0	42-19-2
Third Down Conversions (%)	1-13 (8%)	6-18 (33%)
Fourth Down Conversions (%)	0-0 (0%)	1-2 (50%)
Punts-Avg.	11-46.0	8-46.1
Fumbles-Lost	0-0	1-1
Penalties-Yards	4-32	6-65
Time of Possession	25:26	34:34

Individual Statistics

Jaguars Rushing: T. Yeldon 14-55, D. Robinson 17-53, B. Bortles 2-29, M. Lee 2-10, S. Wynn 2-5, C. Grant 1-2
Broncos Rushing: K. Bibbs 5-49, D. Booker 18-35, P. Lynch 2-11, J. Thompson 2-5, E. Sanders 1-4

Jaguars Passing: B. Bortles 19-42-181 (2 INTs)
Broncos Passing: P. Lynch 12-24-104

Jaguars Receiving: N. Sterling 5-43, M. Lee 3034, A. Robinson 3-31, B. Walters 3-31, T. Yeldon 3-27, D. Robinson 1-11, B. Koyack 1-4
Broncos Receiving: D. Thomas 6-61, E. Sanders 3-28, C. Latimer 1-10, A. Derby 1-3, D. Booker 1-2

Sacks: Jaguars 2.0 (S. Marks 1.0, T. Smith 1.0)
Sacks: Broncos 1.0 (Team Sacks 1.0)

Interceptions: Jaguars 0
Interceptions: Broncos 2 (C. Harris Jr. 1, B. Roby 1)

Paid Attendance: 63, 075 **Time:** 3:07 **Temperature:** 70 degrees

National Football League Game Summary

NFL Copyright © 2016 by The National Football League. All rights reserved. This summary and play-by-play is for the express purpose of assisting media in their coverage of the game; any other use of this material is prohibited without the written permission of the National Football League. Updated: 12/5/2016

Date: Sunday, 12/4/2016

Denver Broncos at Jacksonville Jaguars

Start Time: 1:02 PM EST

at EverBank Field, Jacksonville, FL

Game Day Weather

Played Open on Turf: Grass

Temp: 70° F (21.1° C) Wind: SE 10 mph
Outdoor Weather: 20% Chance of Rain,

Officials

Referee: Wrolstad, Craig (4)
Line Judge: Mapp, Julian (10)
Back Judge: Dyer, Lee (27)

Umpire: Anderson, Barry (31)
Side Judge: Lamberth, Jeff (21)
Replay Official: Nemmers, Larry ()

Head Linesman: Hittner, Mark (28)
Field Judge: Zimmer, Steve (33)

Lineups

Denver Broncos			Jacksonville Jaguars			
Offense		Defense	Offense		Defense	
WR 88	D.Thomas	DE 95	D.Wolfe	WR 15	A.Robinson	
TE 83	A.Derby	NT 92	S.Williams	TE 48	A.Ellis	
LT 73	R.Okung	DE 93	J.Crick	LT 68	K.Beachum	
LG 76	M.Garcia	SLB 58	V.Miller	LG 64	C.Reed	
C 61	M.Paradis	WLB 94	D.Ware	C 65	B.Linder	
RG 79	M.Schofield	ILB 54	B.Marshall	RG 60	A.Cann	
RT 71	D.Stephenson	ILB 51	T.Davis	RT 78	J.Parnell	
TE 85	V.Green	LCB 21	A.Talib	TE 83	B.Koyack	
WR 10	E.Sanders	RCB 25	C.Harris Jr.	WR 11	M.Lee	
QB 12	P.Lynch	SS 43	T.Ward	QB 5	B.Bortles	
RB 23	D.Booker	FS 26	D.Stewart	RB 16	D.Robinson	
					LEO 91	Y.Ngakoue
					DT 90	M.Jackson
					DT 95	A.Jones
					DE 93	T.Alualu
					WLB 50	T.Smith
					MLB 51	P.Posluszny
					OTTO 44	M.Jack
					LCB 21	P.Amukamara
					FS 39	T.Gipson
					SS 37	J.Cyprien
					RCB 20	J.Ramsey

Substitutions

K 8 B.McManus, P 9 R.Dixon, WR 11 J.Norwood, WR 14 C.Latimer, WR 19 K.Raymond, CB 29 B.Roby, S 31 J.Simmons, S 34 W.Parks, RB 35 K.Bibbs, CB 36 K.Webster, RB 40 J.Thompson, LS 45 T.Gafford, OLB 48 S.Barrett, ILB 50 Z.Anderson, ILB 52 C.Nelson, OLB 56 S.Ray, OLB 57 D.Watson, OL 74 T.Sambrailo, TE 82 J.Heuerman, WR 87 J.Taylor, DE 97 B.Winn, DE 99 A.Gotsis

Substitutions

K 2 J.Myers, P 3 B.Nortman, WR 14 S.Wynn, WR 17 A.Benn, CB 22 A.Colvin, RB 24 T.Yeldon, FS 25 P.Thompson, RB 30 C.Grant, CB 31 D.House, LS 46 C.Tinker, S 47 J.Wilson, LB 52 H.Pullard, LB 55 D.Skuta, DE 56 D.Fowler, LB 59 A.Brown, G 69 T.Shatley, OT 72 J.Wells, DT 79 J.Hill, WR 81 B.Walters, TE 87 N.Sterling, DT 92 S.Day, DE 98 C.Smith, DT 99 S.Marks

Did Not Play

QB 4 A.Davis, C 53 J.Ferentz

Did Not Play

QB 7 C.Henne

Not Active

QB 13 T.Siemian, WR 15 M.Brown, WR 16 B.Fowler, CB 37 L.Doss, LS 42 C.Kreiter, G 60 C.McGovern, G 70 B.Turner

Not Active

QB 10 B.Allen, CB 29 J.Johnson, RB 33 C.Ivory, OL 73 J.Poutasi, DL 75 J.Odrick, TE 80 J.Thomas, WR 88 A.Hurns

Field Goals (made () & missed)

B.McManus (32) (41)

J.Myers (47)

		1	2	3	4	OT	Total
VISITOR:	Denver Broncos	0	10	7	3	0	20
HOME:	Jacksonville Jaguars	0	3	0	7	0	10

Scoring Plays

Team	Qtr	Time	Play Description (Extra Point) (Drive Info)	Visitor	Home
Jaguars	2	11:01	J.Myers 47 yd. Field Goal (7-30, 3:08)	0	3
Broncos	2	6:54	D.Booker 6 yd. run (B.McManus kick) (8-75, 4:07)	7	3
Broncos	2	0:01	B.McManus 32 yd. Field Goal (4-29, 0:46)	10	3
Broncos	3	7:34	B.Roby 51 yd. interception return (B.McManus kick)	17	3
Jaguars	4	14:03	B.Bortles 22 yd. run (J.Myers kick) (12-70, 5:45)	17	10
Broncos	4	0:29	B.McManus 41 yd. Field Goal (4-6, 0:58)	20	10

Paid Attendance: 63,075

Time: 3:07

Denver Broncos vs Jacksonville Jaguars
12/4/2016 at EverBank Field

Final Team Statistics

	Visitor Broncos	Home Jaguars
TOTAL FIRST DOWNS	10	19
By Rushing	4	7
By Passing	5	10
By Penalty	1	2
THIRD DOWN EFFICIENCY	1-13-8%	6-18-33%
FOURTH DOWN EFFICIENCY	0-0-0%	1-2-50%
TOTAL NET YARDS	206	333
Total Offensive Plays (inc. times thrown passing)	54	81
Average gain per offensive play	3.8	4.1
NET YARDS RUSHING	104	154
Total Rushing Plays	28	38
Average gain per rushing play	3.7	4.1
Tackles for a loss-number and yards	3-4	1-2
NET YARDS PASSING	102	179
Times thrown - yards lost attempting to pass	2-2	1-2
Gross yards passing	104	181
PASS ATTEMPTS-COMPLETIONS-HAD INTERCEPTED	24-12-0	42-19-2
Avg gain per pass play (inc.# thrown passing)	3.9	4.2
KICKOFFS Number-In End Zone-Touchbacks	5-3-3	3-3-3
PUNTS Number and Average	11-46.0	8-46.1
Had Blocked	0	0
FGs - PATs Had Blocked	0-0	0-0
Net Punting Average	40.8	41.1
TOTAL RETURN YARDAGE (Not Including Kickoffs)	127	17
No. and Yards Punt Returns	4-40	4-17
No. and Yards Kickoff Returns	0-0	1-0
No. and Yards Interception Returns	2-87	0-0
PENALTIES Number and Yards	4-32	6-65
FUMBLES Number and Lost	0-0	1-1
TOUCHDOWNS	2	1
Rushing	1	1
Passing	0	0
Interceptions	1	0
EXTRA POINTS Made-Attempts	2-2	1-1
Kicking Made-Attempts	2-2	1-1
FIELD GOALS Made-Attempts	2-2	1-1
RED ZONE EFFICIENCY	1-2-50%	0-0-0%
GOAL TO GO EFFICIENCY	1-1-100%	0-0-0%
SAFETIES	0	0
FINAL SCORE	20	10
TIME OF POSSESSION	25:26	34:34

Ball Possession And Drive Chart

Denver Broncos

#	Time Recd	Time Lost	Time Poss	How Ball Obtained	Drive Began	# Play	Yds Gain	Yds Pen	Net Yds	1st Down	Last Scrm	How Given Up
1	15:00	14:11	0:49	Kickoff	DEN 25	3	1	0	1	0	DEN 26	Punt
2	12:39	8:03	4:36	Punt	DEN 11	7	31	0	31	2	DEN 42	Punt
3	6:33	4:32	2:01	Punt	DEN 20	4	20	0	20	1	DEN 40	Punt
4	15:00	14:09	0:51	Punt	DEN 9	3	5	0	5	0	DEN 14	Punt
5	11:01	6:54	4:07	Kickoff	DEN 25	8	60	15	75	4	* JAX 6	Touchdown
6	4:29	3:00	1:29	Interception	DEN 49	3	7	0	7	0	JAX 44	Punt
7	0:47	0:01	0:46	Punt	JAX 43	4	29	0	29	2	* JAX 14	Field Goal
8	14:06	12:27	1:39	Punt	JAX 47	3	7	0	7	0	JAX 40	Punt
9	6:47	4:48	1:59	Punt	DEN 18	3	7	0	7	0	DEN 25	Punt
10	14:03	11:57	2:06	Kickoff	DEN 25	5	12	-5	7	1	DEN 32	Punt
11	8:14	6:53	1:21	Downs	JAX 47	3	7	0	7	0	JAX 40	Punt
12	5:14	2:57	2:17	Punt	DEN 17	3	9	0	9	0	DEN 26	Punt
13	2:08	1:41	0:27	Punt	DEN 22	3	5	0	5	0	DEN 27	Punt
14	1:27	0:29	0:58	Fumble	JAX 29	4	6	0	6	0	JAX 23	Field Goal

(455) Average DEN 32

Jacksonville Jaguars

#	Time Recd	Time Lost	Time Poss	How Ball Obtained	Drive Began	# Play	Yds Gain	Yds Pen	Net Yds	1st Down	Last Scrm	How Given Up
1	14:11	12:39	1:32	Punt	JAX 20	3	9	-5	4	0	JAX 24	Punt
2	8:03	6:33	1:30	Punt	JAX 20	3	9	0	9	0	JAX 29	Punt
3	4:32	0:00	4:32	Punt	JAX 14	9	41	0	41	2	DEN 45	Punt
4	14:09	11:01	3:08	Punt	JAX 41	7	30	0	30	1	DEN 29	Field Goal
5	6:54	4:29	2:25	Kickoff	JAX 25	5	38	0	38	2	DEN 37	Interception
6	3:00	0:47	2:13	Punt	JAX 3	8	31	-10	21	2	JAX 24	Punt
7	0:01	0:00	0:01	Kickoff		0	0	0	0	0		End of Half
8	15:00	14:06	0:54	Kickoff	JAX 25	3	3	0	3	0	JAX 28	Punt
9	12:27	7:34	4:53	Punt	JAX 5	9	44	0	44	3	JAX 49	Interception
10	7:34	6:47	0:47	Kickoff	JAX 40	3	1	0	1	0	JAX 41	Punt
11	4:48	14:03	5:45	Punt	JAX 30	12	65	5	70	5	DEN 22	Touchdown
12	11:57	8:14	3:43	Punt	JAX 27	8	35	-15	20	2	DEN 38	Downs
13	6:53	5:14	1:39	Punt	JAX 20	5	8	17	25	1	JAX 45	Punt
14	2:57	2:08	0:49	Punt	JAX 29	3	4	0	4	0	JAX 33	Punt
15	1:41	1:27	0:14	Punt	JAX 34	2	-2	0	-2	0	JAX 34	Fumble
16	0:29	0:00	0:29	Kickoff	JAX 25	2	17	0	17	1	JAX 33	End of Game

(358) Average JAX 24

* inside opponent's 20

Time of Possession by Quarter

	1st	2nd	3rd	4th	OT	Total
Visitor Denver Broncos	7:26	7:13	3:38	7:09		25:26
Home Jacksonville Jaguars	7:34	7:47	11:22	7:51		34:34

Kickoff Drive No.-Start Average

Broncos: 3 - DEN 25

Jaguars: 4 - JAX 29

Denver Broncos vs Jacksonville Jaguars
12/4/2016 at EverBank Field

Final Defensive Statistics

Denver Broncos	Regular Defensive Plays											Special Teams					Misc			
	TKL	AST	COMB	SK	/ YDS	TFL	Q	IN	PD	FF	FR	TKL	AST	FF	FR	BL	TKL	AST	FF	FR
D.Wolfe	6	0	6	0	0	0	2	0	0	0	0	0	0	0	0	0	0	0	0	0
T.Ward	6	0	6	0	0	0	0	0	0	0	0	0	0	0	0	0	0	0	0	0
T.Davis	5	0	5	0	0	0	0	0	0	0	0	0	0	0	0	0	0	0	0	0
S.Ray	4	0	4	0	0	0	1	0	0	0	1	0	0	0	0	0	0	0	0	0
J.Crick	4	0	4	0	0	0	0	0	1	0	0	0	0	0	0	0	0	0	0	0
C.Nelson	3	1	4	0	0	0	0	0	2	0	0	0	0	0	0	0	0	0	0	0
V.Miller	3	0	3	0	0	0	2	0	0	0	0	0	0	0	0	0	0	0	0	0
C.Harris Jr.	3	0	3	0	0	0	0	1	2	0	0	0	0	0	0	0	0	0	0	0
B.Roby	3	0	3	0	0	0	0	1	2	0	0	0	0	0	0	0	0	0	0	0
A.Talib	3	0	3	0	0	0	0	0	1	0	0	0	0	0	0	0	0	0	0	0
S.Barrett	3	0	3	0	0	1	0	0	0	0	0	0	0	0	0	0	0	0	0	0
D.Ware	2	1	3	0	0	0	1	0	0	0	0	0	0	0	0	0	0	0	0	0
J.Simmons	2	0	2	0	0	0	0	0	0	0	0	2	0	0	0	0	0	0	0	0
S.Williams	2	0	2	0	0	0	0	0	0	0	0	0	0	0	0	0	0	0	0	0
A.Gotsis	1	1	2	0	0	0	0	0	0	0	0	0	0	0	0	0	0	0	0	0
B.Marshall	1	1	2	0	0	0	0	0	0	0	0	0	0	0	0	0	0	0	0	0
D.Stewart	1	0	1	0	0	0	0	0	1	0	0	0	0	0	0	0	0	0	0	0
B.Winn	1	0	1	0	0	0	0	0	0	0	0	0	0	0	0	0	0	0	0	0
C.Latimer	0	0	0	0	0	0	0	0	0	0	0	1	0	0	0	0	0	0	0	0
D.Watson	0	0	0	0	0	0	0	0	0	0	0	1	0	0	0	0	0	0	0	0
Team Sacks	1	0	0	1	2			0	0	0	0	0	0	0	0	0	0	0	0	0
Total	54	4	57	1	2	1	6	2	9	0	1	4	0	0	0	0	0	0	0	0

TKL = Tackle AST = Assist COMB = Combined QH=QB Hit IN = Interception PD = Pass Defense FF = Forced Fumble FR = Fumble Recovery

Jacksonville Jaguars	Regular Defensive Plays											Special Teams					Misc			
	TKL	AST	COMB	SK	/ YDS	TFL	QH	IN	PD	FF	FR	TKL	AST	FF	FR	BL	TKL	AST	FF	FR
T.Smith	6	0	6	1	0	0	1	0	0	0	0	0	0	0	0	0	0	0	0	0
P.Posluszny	6	0	6	0	0	0	0	0	0	0	0	0	0	0	0	0	0	0	0	0
P.Amukamara	5	0	5	0	0	0	0	0	0	0	0	0	0	0	0	0	0	0	0	0
D.Fowler	4	0	4	0	0	1	1	0	0	0	0	0	0	0	0	0	0	0	0	0
J.Ramsey	3	1	4	0	0	0	0	0	2	0	0	0	0	0	0	0	0	0	0	0
S.Marks	3	0	3	1	2	2	1	0	0	0	0	0	0	0	0	0	0	0	0	0
T.Alualu	3	0	3	0	0	1	0	0	0	0	0	0	0	0	0	0	0	0	0	0
J.Cyprien	2	0	2	0	0	0	1	0	0	0	0	0	0	0	0	0	0	0	0	0
M.Jackson	2	0	2	0	0	0	1	0	0	0	0	0	0	0	0	0	0	0	0	0
A.Jones	2	0	2	0	0	0	0	0	0	0	0	0	0	0	0	0	0	0	0	0
T.Gipson	1	1	2	0	0	0	0	0	0	0	0	0	0	0	0	0	0	0	0	0
M.Jack	1	0	1	0	0	0	0	0	0	0	0	0	0	0	0	0	0	0	0	0
D.Skuta	1	0	1	0	0	0	0	0	0	0	0	0	0	0	0	0	0	0	0	0
A.Colvin	1	0	1	0	0	0	0	0	0	0	0	0	0	0	0	0	0	0	0	0
A.Benn	0	0	0	0	0	0	0	0	0	0	0	1	0	0	0	0	0	0	0	0
A.Ellis	0	0	0	0	0	0	0	0	0	0	0	1	0	0	0	0	0	0	0	0
C.Grant	0	0	0	0	0	0	0	0	0	0	0	1	0	0	0	0	0	0	0	0
C.Tinker	0	0	0	0	0	0	0	0	0	0	0	0	1	0	0	0	0	0	0	0
H.Pullard	0	0	0	0	0	0	0	0	0	0	0	0	1	0	0	0	0	0	0	0
D.Robinson	0	0	0	0	0	0	0	0	0	0	0	0	0	0	0	1	0	0	0	0
A.Cann	0	0	0	0	0	0	0	0	0	0	0	0	0	0	0	1	0	0	0	0
Total	40	2	42	2	2	4	5	0	2	0	0	3	2	0	0	0	2	0	0	0

First Quarter

12/4/2016

Play By Play

JAX wins the coin toss and elects to defer. DEN elects to Receive, and JAX elects to defend the north goal.

J.Myers kicks 65 yards from JAX 35 to end zone, Touchback.

Denver Broncos at 15:00

- 1-10-DEN 25 (15:00) D.Booker left guard to DEN 26 for 1 yard (T.Smith).
- 2-9-DEN 26 (14:30) P.Lynch pass incomplete short right to D.Thomas.
- 3-9-DEN 26 (14:27) (Shotgun) P.Lynch pass incomplete short right to E.Sanders [J.Cyprien].
- 4-9-DEN 26 (14:23) R.Dixon punts 58 yards to JAX 16, Center-T.Gafford. B.Walters to JAX 20 for 4 yards (J.Simmons).

Jacksonville Jaguars at 14:11

- 1-10-JAX 20 (14:11) D.Robinson left end to JAX 23 for 3 yards (D.Wolfe).
- 2-7-JAX 23 (13:36) (Shotgun) B.Bortles pass incomplete deep left to A.Robinson.
- 3-7-JAX 23 (13:33) (Shotgun) *PENALTY on JAX-K.Beachum, False Start, 5 yards, enforced at JAX 23 - No Play.*
- 3-12-JAX 18 (13:33) (Shotgun) B.Bortles pass short right to N.Sterling to JAX 24 for 6 yards (T.Ward).
- 4-6-JAX 24 (12:53) B.Nortman punts 65 yards to DEN 11, Center-C.Tinker. K.Raymond to DEN 11 for no gain (C.Tinker; H.Pullard).

Denver Broncos at 12:39

- 1-10-DEN 11 (12:39) (Shotgun) P.Lynch pass short left to D.Thomas to DEN 24 for 13 yards (J.Ramsey; T.Gipson). P1
- 1-10-DEN 24 (12:04) P.Lynch pass short right to A.Derby to DEN 27 for 3 yards (M.Jack).
- 2-7-DEN 27 (11:27) (Shotgun) D.Booker left guard to DEN 31 for 4 yards (T.Smith).
- 3-3-DEN 31 (10:48) (Shotgun) P.Lynch pass short left to D.Thomas to DEN 41 for 10 yards (J.Ramsey). P2
- 1-10-DEN 41 (10:07) (Shotgun) D.Booker right guard to DEN 42 for 1 yard (D.Fowler).
- 2-9-DEN 42 (9:27) P.Lynch sacked at DEN 40 for -2 yards (S.Marks).
- 3-11-DEN 40 (8:48) (Shotgun) P.Lynch pass short right to D.Booker to DEN 42 for 2 yards (S.Marks).
- 4-9-DEN 42 (8:12) R.Dixon punts 58 yards to end zone, Center-T.Gafford, Touchback.

Jacksonville Jaguars at 8:03

- 1-10-JAX 20 (8:03) (Shotgun) D.Robinson up the middle to JAX 25 for 5 yards (T.Ward).
- 2-5-JAX 25 (7:31) D.Robinson right guard to JAX 29 for 4 yards (D.Wolfe).
- 3-1-JAX 29 (6:48) (Shotgun) B.Bortles pass incomplete short left to A.Robinson.
- 4-1-JAX 29 (6:43) B.Nortman punts 50 yards to DEN 21, Center-C.Tinker. K.Raymond to DEN 20 for -1 yards (A.Benn).

Denver Broncos at 6:33

- 1-10-DEN 20 (6:33) P.Lynch pass short right to E.Sanders to DEN 32 for 12 yards (T.Smith). P3
- 1-10-DEN 32 (6:01) D.Booker up the middle to DEN 34 for 2 yards (P.Posluszny).
- 2-8-DEN 34 (5:28) P.Lynch pass short left to D.Thomas to DEN 40 for 6 yards (P.Amukamara).
- 3-2-DEN 40 (4:49) P.Lynch pass incomplete deep left to V.Green.
- 4-2-DEN 40 (4:40) R.Dixon punts 46 yards to JAX 14, Center-T.Gafford, fair catch by B.Walters.

Jacksonville Jaguars at 4:32

- 1-10-JAX 14 (4:32) (Shotgun) D.Robinson left guard to JAX 17 for 3 yards (S.Williams).
- 2-7-JAX 17 (4:00) D.Robinson right guard to JAX 18 for 1 yard (J.Crick).
- 3-6-JAX 18 (3:18) (Shotgun) B.Bortles pass short left to B.Walters to JAX 33 for 15 yards (C.Nelson). P1
- 1-10-JAX 33 (2:40) (Shotgun) D.Robinson left guard to JAX 37 for 4 yards (J.Crick).
- 2-6-JAX 37 (2:10) D.Robinson left end to JAX 37 for no gain (T.Davis).
- 3-6-JAX 37 (1:31) (Shotgun) B.Bortles pass short left to N.Sterling to DEN 46 for 17 yards (J.Simmons). P2
- 1-10-DEN 46 (:50) D.Robinson right end to DEN 45 for 1 yard (S.Barrett).
- 2-9-DEN 45 (:16) (Shotgun) B.Bortles pass incomplete short left to A.Robinson.
- 3-9-DEN 45 (:09) (Shotgun) B.Bortles pass incomplete short right to M.Lee [D.Wolfe].
- 4-9-DEN 45 (:05) B.Nortman punts 36 yards to DEN 9, Center-C.Tinker, downed by JAX-A.Benn.

END OF QUARTER

	Score	Time	First Downs				Efficiencies	
		Poss	R	P	X	T	3 Down	4 Down
Denver Broncos	0	7:26	0	3	0	3	1/4	0/0
Jacksonville Jaguars	0	7:34	0	2	0	2	2/5	0/0

Second Quarter

12/4/2016

Play By Play

Denver Broncos continued.

Denver Broncos at 15:00

- 1-10-DEN 9 (15:00) K.Bibbs right end to DEN 14 for 5 yards (D.Skuta).
 2-5-DEN 14 (14:27) P.Lynch pass incomplete short right to E.Sanders.
 3-5-DEN 14 (14:23) (Shotgun) P.Lynch pass incomplete short right to E.Sanders [D.Fowler].
 4-5-DEN 14 (14:19) R.Dixon punts 50 yards to JAX 36, Center-T.Gafford. B.Walters to JAX 41 for 5 yards (J.Simmons).

Jacksonville Jaguars at 14:09

- 1-10-JAX 41 (14:09) B.Bortles pass short middle to M.Lee to JAX 46 for 5 yards (A.Talib) [D.Wolfe].
 2-5-JAX 46 (13:37) T.Yeldon up the middle to JAX 47 for 1 yard (T.Davis).
 3-4-JAX 47 (12:58) (Shotgun) B.Bortles pass short right to M.Lee pushed ob at DEN 36 for 17 yards (A.Talib). P3
1-10-DEN 36 (12:17) (Shotgun) B.Bortles pass short middle to A.Robinson to DEN 31 for 5 yards (A.Gotsis; B.Marshall).
 2-5-DEN 31 (11:46) (Shotgun) C.Grant left end to DEN 29 for 2 yards (B.Winn).
 3-3-DEN 29 (11:11) (Shotgun) B.Bortles pass incomplete short right to M.Lee.
 4-3-DEN 29 **(11:06) J.Myers 47 yard field goal is GOOD, Center-C.Tinker, Holder-B.Nortman.**

DEN 0 JAX 3, 7 plays, 30 yards, 3:08 drive, 3:59 elapsed

J.Myers kicks 65 yards from JAX 35 to end zone, Touchback.

Denver Broncos at 11:01

- 1-10-DEN 25 (11:01) P.Lynch pass incomplete deep right to D.Thomas (J.Ramsey).
 2-10-DEN 25 (10:54) D.Booker right end to DEN 30 for 5 yards (P.Posluszny).
 Timeout #1 by DEN at 10:14.
 3-5-DEN 30 (10:14) (Shotgun) P.Lynch pass incomplete short right to E.Sanders [T.Smith].
PENALTY on JAX-T.Smith, Roughing the Passer, 15 yards, enforced at DEN 30 - No Play. X4
1-10-DEN 45 (10:09) D.Booker right end to DEN 46 for 1 yard (M.Jackson).
 2-9-DEN 46 (9:34) K.Bibbs right end to JAX 30 for 24 yards (J.Ramsey). R5
1-10-JAX 30 (8:52) P.Lynch pass short left to D.Thomas to JAX 23 for 7 yards (A.Colvin).
 2-3-JAX 23 (8:21) K.Bibbs left end to JAX 10 for 13 yards (T.Gipson). R6
1-10-JAX 10 (7:37) D.Booker left end to JAX 6 for 4 yards (A.Jones).
 2-6-JAX 6 **(7:01) D.Booker up the middle for 6 yards, TOUCHDOWN.** R7
 B.McManus extra point is GOOD, Center-T.Gafford, Holder-R.Dixon.

DEN 7 JAX 3, 8 plays, 75 yards, 1 penalty, 4:07 drive, 8:06 elapsed
--

B.McManus kicks 65 yards from DEN 35 to end zone, Touchback.

Jacksonville Jaguars at 6:54

- 1-10-JAX 25 (6:54) (Shotgun) B.Bortles pass short middle to A.Robinson to JAX 46 for 21 yards (A.Talib). P4
1-10-JAX 46 (6:30) (Shotgun) D.Robinson left end to JAX 49 for 3 yards (D.Wolfe).
 2-7-JAX 49 (5:54) M.Lee right end ran ob at DEN 42 for 9 yards. R5
1-10-DEN 42 (5:19) (Shotgun) D.Robinson up the middle to DEN 37 for 5 yards (S.Ray).
 2-5-DEN 37 (4:44) (Shotgun) B.Bortles pass deep left intended for A.Robinson INTERCEPTED by C.Harris Jr. at DEN 13. C.Harris Jr. to DEN 49 for 36 yards (D.Robinson).

Denver Broncos at 4:29

- 1-10-DEN 49 (4:29) K.Bibbs up the middle to JAX 44 for 7 yards (T.Alualu).
 2-3-JAX 44 (3:52) K.Bibbs right end to JAX 44 for no gain (D.Fowler).
 3-3-JAX 44 (3:12) (Shotgun) P.Lynch pass incomplete short left to J.Norwood.
 4-3-JAX 44 (3:08) R.Dixon punts 41 yards to JAX 3, Center-T.Gafford, downed by DEN-K.Webster. DEN-C.Nelson was injured during the play.

Jacksonville Jaguars at 3:00

- 1-10-JAX 3 (3:00) T.Yeldon up the middle to JAX 5 for 2 yards (J.Crick).
 2-8-JAX 5 (2:15) (Shotgun) T.Yeldon up the middle to JAX 13 for 8 yards (T.Davis). R6

Two-Minute Warning

- 1-10-JAX 13 (2:00) (Shotgun) T.Yeldon right end to JAX 14 for 1 yard (D.Wolfe).
 2-9-JAX 14 (1:36) (No Huddle, Shotgun) B.Bortles pass incomplete short right to T.Yeldon.
 3-9-JAX 14 (1:33) (Shotgun) B.Bortles pass short left to B.Walters to JAX 26 for 12 yards (S.Ray). P7
 Timeout #1 by JAX at 01:24.

Denver Broncos vs Jacksonville Jaguars at EverBank Field

- 1-10-JAX 26 (1:24) (Shotgun) B.Bortles pass incomplete short middle to B.Walters (C.Harris Jr.).
- 2-10-JAX 26 (1:21) (Shotgun) B.Bortles pass short right to N.Sterling to JAX 29 for 3 yards (C.Harris Jr.).
- 3-7-JAX 29 (1:15) (Shotgun) B.Bortles scrambles up the middle to JAX 43 for 14 yards.
PENALTY on JAX-A.Cann, Illegal Use of Hands, 10 yards, enforced at JAX 29 - No Play.
- 3-17-JAX 19 (1:07) (Shotgun) B.Bortles pass short left to A.Robinson to JAX 24 for 5 yards (C.Harris Jr.).
Timeout #2 by DEN at 01:00.
- 4-12-JAX 24 (1:00) B.Nortman punts 53 yards to DEN 23, Center-C.Tinker. K.Raymond pushed ob at DEN 42 for 19 yards (A.Ellis).
PENALTY on JAX-A.Ellis, Unnecessary Roughness, 15 yards, enforced at DEN 42.

Denver Broncos at 0:47

- 1-10-JAX 43 (:47) (Shotgun) P.Lynch pass short left to E.Sanders pushed ob at JAX 35 for 8 yards (P.Amukamara).
- 2-2-JAX 35 (:42) (Shotgun) D.Booker up the middle to JAX 32 for 3 yards (P.Posluszny). R8
- 1-10-JAX 32 (:18) (No Huddle, Shotgun) P.Lynch pass deep middle to D.Thomas to JAX 14 for 18 yards (P.Amukamara). P9
Timeout #3 by DEN at 00:05.
- 1-10-JAX 14 (:05) **B.McManus 32 yard field goal is GOOD, Center-T.Gafford, Holder-R.Dixon.**

DEN 10 JAX 3, 4 plays, 29 yards, 0:46 drive, 14:59 elapsed

B.McManus kicks 34 yards from DEN 35 to JAX 31. C.Smith (didn't try to advance) to JAX 31 for no gain.

END OF QUARTER

	Score	Time Poss	First Downs				Efficiencies	
			R	P	X	T	3 Down	4 Down
Denver Broncos	10	7:13	4	1	1	6	0/2	0/0
Jacksonville Jaguars	3	7:47	2	3	0	5	2/4	0/0

Third Quarter

12/4/2016

Play By Play

JAX elects to Receive, and DEN elects to defend the goal.

B.McManus kicks 65 yards from DEN 35 to end zone, Touchback.

Jacksonville Jaguars at 15:00

- 1-10-JAX 25 (15:00) D.Robinson right end to JAX 28 for 3 yards (D.Wolfe).
 2-7-JAX 28 (14:27) B.Bortles pass incomplete short left to B.Koyack [D.Ware].
 3-7-JAX 28 (14:23) (Shotgun) B.Bortles pass incomplete short left to M.Lee (D.Stewart).
 4-7-JAX 28 (14:18) B.Nortman punts 41 yards to DEN 31, Center-C.Tinker. K.Raymond to JAX 47 for 22 yards (C.Grant).

Denver Broncos at 14:06

- 1-10-JAX 47 (14:06) P.Lynch pass incomplete deep left to E.Sanders (J.Ramsey).
 2-10-JAX 47 (13:57) D.Booker right end to JAX 48 for -1 yards (D.Fowler).
 3-11-JAX 48 (13:13) (Shotgun) P.Lynch pass short middle to E.Sanders to JAX 40 for 8 yards (J.Ramsey).
 4-3-JAX 40 (12:36) R.Dixon punts 35 yards to JAX 5, Center-T.Gafford, downed by DEN-K.Webster.

Jacksonville Jaguars at 12:27

- 1-10-JAX 5 (12:27) D.Robinson up the middle to JAX 9 for 4 yards (S.Williams).
 2-6-JAX 9 (11:56) (Shotgun) D.Robinson up the middle to JAX 14 for 5 yards (S.Ray). DEN-S.Ray was injured during the play.
 3-1-JAX 14 (11:21) (Shotgun) T.Yeldon up the middle to JAX 19 for 5 yards (D.Ware). R8
 1-10-JAX 19 (10:50) B.Bortles pass short left to D.Robinson to JAX 30 for 11 yards (B.Marshall). P9
 1-10-JAX 30 (10:13) D.Robinson left end to JAX 35 for 5 yards (A.Gotsis).
 2-5-JAX 35 (9:32) T.Yeldon left end to JAX 43 for 8 yards (T.Ward). R10
 1-10-JAX 43 (8:55) (Shotgun) D.Robinson up the middle to JAX 46 for 3 yards (J.Crick).
 2-7-JAX 46 (8:23) D.Robinson up the middle to JAX 49 for 3 yards (T.Davis).
 3-4-JAX 49 (7:45) (Shotgun) B.Bortles pass short middle intended for A.Robinson INTERCEPTED by B.Roby [V.Miller] at DEN 49. B.Roby for 51 yards, TOUCHDOWN.

Denver Broncos at 7:34

B.McManus extra point is GOOD, Center-T.Gafford, Holder-R.Dixon.

DEN 17 JAX 3, 0 plays, 51 yards, 0:00 drive , 7:26 elapsed

B.McManus kicks 58 yards from DEN 35 to JAX 7, out of bounds.

Jacksonville Jaguars at 7:34

- 1-10-JAX 40 (7:34) M.Lee right end to JAX 41 for 1 yard (S.Barrett).
 2-9-JAX 41 (7:04) (Shotgun) B.Bortles pass incomplete deep right to B.Koyack.
 3-9-JAX 41 (7:00) (Shotgun) B.Bortles pass incomplete short middle to B.Walters.
 4-9-JAX 41 (6:55) B.Nortman punts 41 yards to DEN 18, Center-C.Tinker, fair catch by K.Raymond.

Denver Broncos at 6:47

- 1-10-DEN 18 (6:47) D.Booker right guard to DEN 19 for 1 yard (D.Fowler).
 2-9-DEN 19 (6:10) P.Lynch pass short left to D.Thomas to DEN 26 for 7 yards (P.Amukamara).
 3-2-DEN 26 (5:26) (Shotgun) D.Booker right end to DEN 25 for -1 yards (S.Marks).
 4-3-DEN 25 (4:55) R.Dixon punts 45 yards to JAX 30, Center-T.Gafford, fair catch by B.Walters.

Jacksonville Jaguars at 4:48

- 1-10-JAX 30 (4:48) (Shotgun) D.Robinson left end to JAX 31 for 1 yard (C.Harris Jr.).
 2-9-JAX 31 (4:01) (Shotgun) B.Bortles pass short left to M.Lee pushed ob at JAX 43 for 12 yards (B.Roby). P11
 1-10-JAX 43 (3:38) (Shotgun) S.Wynn right end to 50 for 7 yards (V.Miller). Backwards Lateral
 2-3-50 (3:22) (Shotgun) PENALTY on JAX-J.Parnell, False Start, 5 yards, enforced at 50 - No Play.
 2-8-JAX 45 (3:00) (Shotgun) B.Bortles pass short middle to T.Yeldon pushed ob at DEN 45 for 10 yards (B.Roby). P12
 1-10-DEN 45 (2:31) (Shotgun) S.Wynn right end to DEN 47 for -2 yards (S.Barrett).
 2-12-DEN 47 (2:01) (Shotgun) B.Bortles pass incomplete short left to B.Walters.
 3-12-DEN 47 (1:55) (Shotgun) PENALTY on DEN-V.Miller, Defensive Offside, 5 yards, enforced at DEN 47 - No Play.
 3-7-DEN 42 (1:55) (Shotgun) B.Bortles scrambles right end ran ob at DEN 36 for 6 yards (D.Ware). R13
 Jacksonville challenged the short of the line to gain ruling, and the play was REVERSED.
 (Shotgun) B.Bortles scrambles right end ran ob at DEN 35 for 7 yards (D.Ware).
 1-10-DEN 35 (1:17) (Shotgun) T.Yeldon up the middle to DEN 32 for 3 yards (C.Nelson).
 2-7-DEN 32 (:43) (Shotgun) B.Bortles pass incomplete short right to M.Lee (A.Talib).
 PENALTY on DEN-A.Talib, Defensive Holding, 5 yards, enforced at DEN 32 - No Play. X14

Denver Broncos vs Jacksonville Jaguars at EverBank Field

1-10-DEN 27 (:39) (Shotgun) T.Yeldon left end to DEN 27 for no gain (D.Wolfe).

END OF QUARTER

	Score	Time Poss	First Downs				Efficiencies	
			R	P	X	T	3 Down	4 Down
Denver Broncos	17	3:38	0	0	0	0	0/2	0/0
Jacksonville Jaguars	3	11:22	3	3	1	7	2/5	0/0

Fourth Quarter

12/4/2016

Play By Play

Jacksonville Jaguars continued.

- 2-10-DEN 27 (15:00) T.Yeldon up the middle to DEN 22 for 5 yards (T.Ward).
- 3-5-DEN 22 (14:16) (Shotgun) B.Bortles pass incomplete short middle to T.Yeldon (C.Nelson) [S.Ray].
- 4-5-DEN 22 (14:10) (Shotgun) **B.Bortles scrambles up the middle for 22 yards, TOUCHDOWN.** R15
J.Myers extra point is GOOD, Center-C.Tinker, Holder-B.Nortman.

DEN 17 JAX 10, 12 plays, 70 yards, 2 penalties, 5:45 drive, 0:57 elapsed

J.Myers kicks 65 yards from JAX 35 to end zone, Touchback.

Denver Broncos at 14:03

- 1-10-DEN 25 (14:03) P.Lynch pass incomplete deep right to E.Sanders.
- 2-10-DEN 25 (13:57) P.Lynch pass short middle to C.Latimer to DEN 35 for 10 yards (P.Amukamara). P10
- 1-10-DEN 35 (13:22) D.Booker right end to DEN 37 for 2 yards (T.Smith).
- 2-8-DEN 37 (12:45) P.Lynch pass incomplete short right to D.Thomas.
- 3-8-DEN 37 (12:41) (Shotgun) *PENALTY on DEN-R.Okung, False Start, 5 yards, enforced at DEN 37 - No Play.*
- 3-13-DEN 32 (12:41) (Shotgun) P.Lynch sacked at DEN 32 for 0 yards (T.Smith).
- 4-13-DEN 32 (12:05) R.Dixon punts 41 yards to JAX 27, Center-T.Gafford. B.Walters to JAX 27 for no gain (C.Latimer).

Jacksonville Jaguars at 11:57

- 1-10-JAX 27 (11:57) T.Yeldon up the middle to JAX 30 for 3 yards (B.Roby).
- 2-7-JAX 30 (11:22) (Shotgun) B.Bortles pass short left to N.Sterling to JAX 45 for 15 yards (D.Stewart). P16
- 1-10-JAX 45 (10:43) (Shotgun) T.Yeldon up the middle to JAX 48 for 3 yards (V.Miller).
- 2-7-JAX 48 (10:06) (Shotgun) T.Yeldon left end to DEN 44 for 8 yards (D.Ware; C.Nelson). R17
- 1-10-DEN 44 (9:29) (Shotgun) B.Bortles pass short right to B.Koyack to DEN 40 for 4 yards (C.Nelson).
- 2-6-DEN 40 (8:55) (Shotgun) B.Bortles pass short right to N.Sterling to DEN 38 for 2 yards (T.Davis).
- 3-4-DEN 38 (8:24) (Shotgun) B.Bortles pass incomplete short right to N.Sterling.
- 4-4-DEN 38 (8:18) (Shotgun) B.Bortles pass incomplete short middle to A.Robinson (A.Talib).
PENALTY on JAX-A.Robinson, Unsportsmanlike Conduct, 15 yards, enforced at DEN 38.

Denver Broncos at 8:14

- 1-10-JAX 47 (8:14) E.Sanders right end to JAX 43 for 4 yards (T.Alualu).
- 2-6-JAX 43 (7:39) D.Booker right end to JAX 40 for 3 yards (J.Cyprien).
Timeout #1 by DEN at 07:05.
- 3-3-JAX 40 (7:05) P.Lynch pass incomplete deep left to E.Sanders [M.Jackson].
- 4-3-JAX 40 (6:59) R.Dixon punts 40 yards to end zone, Center-T.Gafford, Touchback.

Jacksonville Jaguars at 6:53

- 1-10-JAX 20 (6:53) (Shotgun) B.Bortles pass incomplete short right to M.Lee.
- 2-10-JAX 20 (6:48) (Shotgun) T.Yeldon left end to JAX 23 for 3 yards (V.Miller).
- 3-7-JAX 23 (6:15) (Shotgun) B.Bortles pass incomplete deep left to A.Robinson.
PENALTY on DEN-B.Roby, Defensive Pass Interference, 17 yards, enforced at JAX 23 - No Play. X18
- 1-10-JAX 40 (6:10) (Shotgun) B.Bortles pass incomplete short left to T.Yeldon (C.Nelson). DEN-B.Winn was injured during the play.
- 2-10-JAX 40 (6:06) (Shotgun) B.Bortles pass incomplete short left to M.Lee (B.Roby).
- 3-10-JAX 40 (6:02) (Shotgun) T.Yeldon left end to JAX 45 for 5 yards (J.Simmons).
- 4-5-JAX 45 (5:21) B.Nortman punts 38 yards to DEN 17, Center-C.Tinker, fair catch by K.Raymond.

Denver Broncos at 5:14

- 1-10-DEN 17 (5:14) D.Booker right end to DEN 15 for -2 yards (T.Alualu).
- 2-12-DEN 15 (4:36) P.Lynch scrambles left end to DEN 25 for 10 yards (P.Posluszny).
- 3-2-DEN 25 (3:50) (Shotgun) P.Lynch scrambles up the middle to DEN 26 for 1 yard (M.Jackson).
- 4-1-DEN 26 (3:05) R.Dixon punts 45 yards to JAX 29, Center-T.Gafford, fair catch by B.Walters.

Jacksonville Jaguars at 2:57

- 1-10-JAX 29 (2:57) (Shotgun) B.Bortles pass incomplete short left to T.Yeldon (J.Crick).
- 2-10-JAX 29 (2:53) (Shotgun) B.Bortles pass incomplete short left to A.Robinson.
- 3-10-JAX 29 (2:49) (Shotgun) B.Bortles pass short left to B.Walters to JAX 33 for 4 yards (T.Ward) [V.Miller].
- 4-6-JAX 33 (2:16) B.Nortman punts 45 yards to DEN 22, Center-C.Tinker, fair catch by K.Raymond.

Denver Broncos vs Jacksonville Jaguars at EverBank Field

Denver Broncos at 2:08

1-10-DEN 22 (2:08) J.Thompson up the middle to DEN 24 for 2 yards (P.Posluszny).

Two-Minute Warning

2-8-DEN 24 (2:00) J.Thompson up the middle to DEN 27 for 3 yards (T.Smith).

Timeout #1 by JAX at 01:56.

3-5-DEN 27 (1:56) P.Lynch pass incomplete short left to D.Thomas.

4-5-DEN 27 (1:52) (Punt formation) R.Dixon punts 47 yards to JAX 26, Center-T.Gafford. B.Walters to JAX 34 for 8 yards (D.Watson).

Jacksonville Jaguars at 1:41

1-10-JAX 34 (1:41) (Shotgun) B.Bortles pass incomplete short right to M.Lee.

2-10-JAX 34 (1:37) (Shotgun) B.Bortles sacked at JAX 29 for -5 yards. FUMBLES, RECOVERED by DEN-S.Ray at JAX 32. S.Ray to JAX 29 for 3 yards (A.Cann).

Denver Broncos at 1:27

1-10-JAX 29 (1:27) D.Booker right guard to JAX 29 for no gain (P.Posluszny).

Timeout #2 by JAX at 01:23.

2-10-JAX 29 (1:23) D.Booker left end to JAX 27 for 2 yards (A.Jones).

Timeout #3 by JAX at 01:19.

3-8-JAX 27 (1:19) D.Booker left end to JAX 23 for 4 yards (J.Cyprien).

Timeout #2 by DEN at 00:33.

4-4-JAX 23 (:33) **B.McManus 41 yard field goal is GOOD, Center-T.Gafford, Holder-R.Dixon.**

DEN 20 JAX 10, 4 plays, 6 yards, 0:58 drive, 14:31 elapsed

B.McManus kicks 65 yards from DEN 35 to end zone, Touchback.

Jacksonville Jaguars at 0:29

1-10-JAX 25 (:29) (Shotgun) B.Bortles pass short middle to T.Yeldon to JAX 33 for 8 yards (T.Ward).

2-2-JAX 33 (:07) (Shotgun) B.Bortles pass short middle to T.Yeldon to JAX 42 for 9 yards (S.Ray).

END OF QUARTER

	Score	Time Poss	First Downs				Efficiencies	
			R	P	X	T	3 Down	4 Down
Denver Broncos	20	7:09	0	1	0	1	0/5	0/0
Jacksonville Jaguars	10	7:51	2	2	1	5	0/4	1/2

Miscellaneous Statistics Report

Denver Broncos vs Jacksonville Jaguars
12/4/2016 at EverBank Field

Ten Longest Plays for Denver Broncos

Yards	Qtr	Play Start	Play Description
24	2	2-9-DEN 46	(9:34) K.Bibbs right end to JAX 30 for 24 yards (J.Ramsey).
18	2	1-10-JAX 32	(:18) (No Huddle, Shotgun) P.Lynch pass deep middle to D.Thomas to JAX 14 for 18 yards (P.Amukamara).
13	1	1-10-DEN 11	(12:39) (Shotgun) P.Lynch pass short left to D.Thomas to DEN 24 for 13 yards (J.Ramsey; T.Gipson).
13	2	2-3-JAX 23	(8:21) K.Bibbs left end to JAX 10 for 13 yards (T.Gipson).
12	1	1-10-DEN 20	(6:33) P.Lynch pass short right to E.Sanders to DEN 32 for 12 yards (T.Smith).
10	1	3-3-DEN 31	(10:48) (Shotgun) P.Lynch pass short left to D.Thomas to DEN 41 for 10 yards (J.Ramsey).
10	4	2-10-DEN 25	(13:57) P.Lynch pass short middle to C.Latimer to DEN 35 for 10 yards (P.Amukamara).
10	4	2-12-DEN 15	(4:36) P.Lynch scrambles left end to DEN 25 for 10 yards (P.Posluszny).
8	2	1-10-JAX 43	(:47) (Shotgun) P.Lynch pass short left to E.Sanders pushed ob at JAX 35 for 8 yards (P.Amukamara).
8	3	3-11-JAX 48	(13:13) (Shotgun) P.Lynch pass short middle to E.Sanders to JAX 40 for 8 yards (J.Ramsey).

Ten Longest Plays for Jacksonville Jaguars

Yards	Qtr	Play Start	Play Description
22	4	4-5-DEN 22	(14:10) (Shotgun) B.Bortles scrambles up the middle for 22 yards, TOUCHDOWN.
21	2	1-10-JAX 25	(6:54) (Shotgun) B.Bortles pass short middle to A.Robinson to JAX 46 for 21 yards (A.Talib).
17	1	3-6-JAX 37	(1:31) (Shotgun) B.Bortles pass short left to N.Sterling to DEN 46 for 17 yards (J.Simmons).
17	2	3-4-JAX 47	(12:58) (Shotgun) B.Bortles pass short right to M.Lee pushed ob at DEN 36 for 17 yards (A.Talib).
15	1	3-6-JAX 18	(3:18) (Shotgun) B.Bortles pass short left to B.Walters to JAX 33 for 15 yards (C.Nelson).
15	4	2-7-JAX 30	(11:22) (Shotgun) B.Bortles pass short left to N.Sterling to JAX 45 for 15 yards (D.Stewart).
12	2	3-9-JAX 14	(1:33) (Shotgun) B.Bortles pass short left to B.Walters to JAX 26 for 12 yards (S.Ray).
12	3	2-9-JAX 31	(4:01) (Shotgun) B.Bortles pass short left to M.Lee pushed ob at JAX 43 for 12 yards (B.Roby).
11	3	1-10-JAX 19	(10:50) B.Bortles pass short left to D.Robinson to JAX 30 for 11 yards (B.Marshall).
10	3	2-8-JAX 45	(3:00) (Shotgun) B.Bortles pass short middle to T.Yeldon pushed ob at DEN 45 for 10 yards (B.Roby).

Touchdown Scoring Information

		Offense	Defense	Special Teams
VISITOR	Denver Broncos	1	1	0
HOME	Jacksonville Jaguars	1	0	0

Player Scoring Information

Club	Player	TD	Rush TD	Rec TD	KO TD	Punt TD	Int TD	Fum TD	Misc TD	FG	XP	2Pt Rush	2Pt Rec	Sfty	Points
DEN	B.McManus	0	0	0	0	0	0	0	0	2	2	0	0	0	8
DEN	D.Booker	0	1	0	0	0	0	0	0	0	0	0	0	0	6
DEN	B.Roby	0	0	0	0	0	1	0	0	0	0	0	0	0	6
JAX	B.Bortles	0	1	0	0	0	0	0	0	0	0	0	0	0	6
JAX	J.Myers	0	0	0	0	0	0	0	0	1	1	0	0	0	4

Possession Detail

	First Half		Second Half		Game	
	Visitor	Home	Visitor	Home	Visitor	Home
Largest Lead	7	3	14	0	14	3
Drives Leading	2	0	7	0	9	0
Time of Possession Leading	2:15	0:00	10:47	0:00	13:02	0:00
Largest Deficit	-3	-7	0	-14	-3	-14
Drives Trailing	1	3	0	9	1	12
Time of Possession Trailing	4:07	4:39	0:00	19:13	4:07	23:52
Times Score Tied Up		0		0		0
Lead Changes		2		0		2

Playtime Percentage

Percent of playtime per player on offense, defense and special teams

Denver Broncos					Jacksonville Jaguars								
		Offense	Defense	Special Teams			Offense	Defense	Special Teams				
R Okung	T	55	100%	4	12%	J Parnell	T	84	100%	2	6%		
M Garcia	G	55	100%	4	12%	K Beachum	T	84	100%	2	6%		
M Schofield	T	55	100%	4	12%	A Cann	G	84	100%	2	6%		
M Paradis	C	55	100%	4	12%	C Reed	G	84	100%	2	6%		
D Stephenson	T	55	100%	4	12%	B Bortles	QB	84	100%				
P Lynch	QB	55	100%			A Robinson	WR	83	99%				
D Thomas	WR	48	87%			M Lee	WR	80	95%	5	15%		
E Sanders	WR	45	82%			B Linder	G	78	93%				
V Green	TE	39	71%	8	24%	B Koyack	TE	53	63%	11	33%		
D Booker	RB	37	67%			T Yeldon	RB	53	63%				
A Derby	TE	34	62%	4	12%	B Walters	WR	50	60%	13	39%		
J Norwood	WR	24	44%			N Sterling	WR	32	38%	12	36%		
K Bibbs	RB	11	20%	7	21%	A Ellis	TE	25	30%	22	67%		
J Taylor	WR	9	16%	10	30%	D Robinson	RB	25	30%				
C Latimer	WR	8	15%	22	67%	A Benn	WR	7	8%	26	79%		
J Thompson	RB	7	13%	23	70%	C Grant	RB	6	7%	16	48%		
J Heurman	TE	7	13%			T Shatley	G	6	7%	7	21%		
T Sambrailo	T	6	11%			S Wynn	WR	6	7%				
C Harris	CB		82	98%		J Ramsey	CB		55	100%	15	45%	
T Ward	SS		82	98%		J Cyprien	SS		55	100%	9	27%	
A Talib	CB		80	95%	2	6%	P Posluszny	LB		55	100%	4	12%
V Miller	LB		73	87%		T Smith	LB		55	100%	4	12%	
J Crick	DE		66	79%	10	30%	P Amukamara	CB		55	100%		
D Stewart	FS		66	79%			T Gipson	FS		55	100%		
D Wolfe	DE		64	76%	4	12%	M Jackson	DT		42	76%	3	9%
B Roby	CB		62	74%			T Alualu	DE		40	73%	6	18%
D Ware	LB		47	56%			A Jones	DT		33	60%	5	15%
T Davis	LB		44	52%	12	36%	D Fowler	DE		32	58%		
B Marshall	LB		44	52%			S Marks	DT		28	51%	4	12%
S Ray	LB		43	51%			A Colvin	CB		27	49%	11	33%
C Nelson	LB		40	48%	27	82%	C Smith	DE		16	29%	8	24%
S Williams	NT		35	42%	6	18%	Y Ngakoué	DE		16	29%		
W Parks	SS		24	29%	19	58%	M Jack	LB		15	27%	9	27%
B Winn	DE		23	27%	5	15%	D Skuta	LB		13	24%	19	58%
S Barrett	LB		19	23%	26	79%	S Day	DT		7	13%	11	33%
J Simmons	FS		12	14%	29	88%	J Hill	DT		4	7%	4	12%
A Gotsis	DE		12	14%			J Wilson	SS		2	4%	27	82%
K Webster	CB		4	5%	26	79%	A Brown	LB			28	85%	
Z Anderson	LB		2	2%	23	70%	H Pullard	LB			27	82%	
D Watson	LB				29	88%	D House	CB			13	39%	
R Dixon	P				15	45%	B Nortman	P			10	30%	
T Gafford	LS				15	45%	C Tinker	LS			10	30%	
K Raymond	WR				11	33%	P Thompson	FS			8	24%	
B McManus	K				9	27%	J Myers	K			5	15%	
J Ferentz	C				1	3%							



TEAM GAME-BY-GAME STATISTICS

REGULAR SEASON WEEK 14 vs. MINNESOTA

JACKSONVILLE JAGUARS 2016 OFFENSE GAME-BY-GAME

Wk.	Date	Opp	FIRST DOWNS			3 RD	TOT. OFFENSE			RUSHING			PASSING			PUNTS			PEN. Yards	FUM.		Tot. TD	Rn	Ps	Rt	Sfty	PAT	2PT	FGs	T.O.P.						
			Tot	Run	Pass		Pen	DOWN	Yards	Plays	Avg.	Yards	Att.	Avg.	Net	Sacks	Gross	Att./		Cmp./	Int.										Avg.	Lost	Yards			
1	9/11	vs. G.B.	[L]	20	4	14	2	4/15	348	68	5.1	48	26	1.8	300	3-24	320	39	24	1	62.5	9-79	1-0	23	2	1	1	0	0	2/2	0/0	3/3	31:23			
2	9/18	at S.D.	[L]	20	6	13	1	2/11	388	63	6.2	69	11	6.3	319	2-10	329	50	31	2	44.8	14-93	1-1	14	2	0	2	0	0	2/2	0/0	0/1	25:08			
3	9/25	vs. BAL	[L]	14	1	12	1	6/16	216	63	3.4	48	21	2.3	168	4-26	194	38	24	3	41.5	7-75	0-0	17	2	0	2	0	0	2/2	0/0	1/2	28:54			
4	19/2	vs. IND	[W]	23	7	11	5	3/11	331	65	5.1	136	29	4.7	195	3-12	207	33	19	0	53.8	11-145	1-0	30	3	1	2	0	0	3/3	0/0	3/3	27:21			
5	10/16	at CHI	[W]	20	3	12	5	2/10	317	55	5.8	54	20	2.7	263	2-8	271	33	20	1	55	5-50	2-1	17	2	1	1	0	0	2/2	0/0	1/1	24:13			
6	10/23	vs. OAK	[L]	19	4	11	4	4/13	344	60	5.7	105	16	6.6	239	1-7	246	43	23	2	47.8	13-122	2-1	16	1	0	1	0	0	1/1	0/0	3/3	26:33			
7	10/27	at TEN	[L]	27	3	22	2	6/13	370	67	5.5	48	11	4.4	322	2-15	337	54	33	0	45.8	7-75	2-1	22	3	0	3	0	0	3/3	1/1	0/0	25:35			
9	11/6	at K.C.	[L]	25	6	17	2	5/13	449	75	6	205	32	6.4	244	2-8	252	44	22	1	41.8	5-46	3-3	14	2	0	2	0	0	2/2	0/0	0/1	29:39			
10	11/13	vs. HOU	[L]	23	3	18	2	10/17	327	73	4.5	80	22	3.6	247	2-8	265	49	32	1	38.3	4-48	2-1	21	2	0	2	0	0	2/2	1/1	2/2	32:10			
11	11/20	at DET	[L]	16	1	13	2	4/14	285	62	4.6	83	27	3.1	202	0-0	202	35	22	2	40.8	4-25	2-1	19	2	0	2	0	0	1/2	0/0	2/2	32:55			
12	11/27	at BUF	[L]	20	11	8	1	8/15	301	65	4.6	183	37	4.9	118	2-8	126	26	13	0	45.5	6-60	2-0	21	3	1	2	0	0	3/3	0/0	0/0	33:55			
13	12/4	vs. DEN	[L]	19	7	10	2	6/18	333	81	4.1	154	38	4.1	179	1-2	181	42	19	2	46.1	6-65	1-1	10	1	1	0	0	0	1/1	0/0	1/1	34:34			
14	12/11	vs. MIN																																		
15	12/18	at HOU																																		
16	12/24	vs. TEN																																		
17	1/1	at IND																																		
TOTALS:			246	56	161	29	60/166	4009	797	5	1213	290	4.2	2796	23-132	2930	486	282	15	46.3	91-874	19-10	224	25	5	20	0	0	24/25	2/2	16/19	29:20				

JACKSONVILLE JAGUARS 2016 DEFENSE GAME-BY-GAME

Wk.	Date	Opp	FIRST DOWNS			3 RD	TOT. OFFENSE			RUSHING			PASSING			PUNTS			PEN. Yards	FUM.		Tot. TD	Rn	Ps	Rt	Sfty	PAT	2PT	FGs	T.O.P.							
			Tot	Run	Pass		Pen	DOWN	Yards	Plays	Avg.	Yards	Att.	Avg.	Net	Sacks	Gross	Att./		Cmp./	Int.										Avg.	Lost	Yards				
1	9/11	vs. G.B.	[L]	18	6	10	2	7/14	294	60	4.9	95	25	3.8	199	1-0	199	34	20	0	46	5-24	1-0	27	3	1	2	0	0	3/3	0/0	2/2	28:37				
2	9/18	at S.D.	[L]	25	10	10	5	7/13	357	63	5.7	150	35	4.3	207	3-13	220	25	17	0	43.3	3-23	1-1	38	5	1	4	0	0	5/5	0/0	1/1	34:52				
3	9/25	vs. BAL	[L]	18	3	11	4	5/13	283	64	4.4	84	22	3.8	199	2-15	214	40	29	2	48.6	8-58	2-1	19	1	1	0	0	1/1	0/0	4/4	31:06					
4	19/2	vs. IND	[W]	23	7	11	5	9/17	284	73	3.9	94	25	3.8	190	6-44	234	42	27	1	49.7	7-78	1-0	27	3	1	2	0	0	3/3	0/0	2/2	32:39				
5	10/16	at CHI	[W]	22	5	16	1	7/17	389	77	5.1	92	27	3.4	297	1-5	302	49	30	0	43.5	10-87	1-0	16	1	1	0	0	1/1	0/0	3/3	35:47					
6	10/23	vs. OAK	[L]	21	8	10	3	8/18	344	71	4.8	144	34	4.2	200	0-0	200	37	23	0	54.6	11-117	1-0	33	3	2	1	0	0	3/3	0/0	4/4	33:27				
7	10/27	at TEN	[L]	25	11	12	2	9/15	494	66	7.5	214	43	5	280	0-0	280	23	19	0	38.8	7-54	1-0	36	4	2	2	0	0	3/4	0/0	3/3	34:25				
9	11/6	at K.C.	[L]	10	4	6	0	1/14	231	57	4.1	62	22	2.8	169	2-18	187	33	20	0	50.4	8-75	0-0	19	1	0	1	0	0	1/1	0/0	4/4	30:21				
10	11/13	vs. HOU	[L]	16	9	6	1	7/15	273	61	4.5	181	33	5.5	92	1-7	99	27	14	0	46	4-89	0-0	19	1	0	2	1	0	3/3	0/0	1/3	27:50				
11	11/20	at DET	[L]	14	1	12	1	5/14	277	57	4.9	14	21	0.7	263	3-15	278	33	24	0	48.5	5-32	3-2	26	3	1	0	2	0	2/3	0/0	2/2	27:05				
12	11/27	at BUF	[L]	15	6	7	2	5/12	304	52	5.3	153	29	5.3	151	5-15	166	18	12	0	44	6-31	0-0	28	4	3	1	0	0	2/3	1/1	0/0	26:25				
13	12/4	vs. DEN	[L]	10	4	5	1	1/13	206	54	3.8	104	28	3.7	102	2-2	104	24	12	0	46	4-32	0-0	20	2	1	0	1	0	2/2	0/0	2/2	25:26				
14	12/11	vs. MIN																																			
15	12/18	at HOU																																			
16	12/24	vs. TEN																																			
17	1/1	at IND																																			
TOTALS:			217	74	116	27	69/175	3736	755	4.9	1387	344	4	2349	26-134	2483	385	247	3	46.7	78-700	11-4	313	33	14	15	3	0	26/29	1/1	28/30	30:40					

JACKSONVILLE JAGUARS 2015 OFFENSE GAME-BY-GAME

Wk.	Date	Opp	FIRST DOWNS			TOT. OFFENSE			RUSHING			PASSING			PUNTS		FUM.			Tot. TD	Rn	Ps	Rt	Sfty	PAT	2PT	FGs	T.O.P.					
			Tot	Run	Pass	Pen	3 RD	Down	Yards	Plays	Avg.	Yards	Att.	Avg.	Net	Sacks	Gross	Att./	Cmp./										Int.	Avg.	Yards	Lost	Pts.
1	9/13	vs. CAR	[L]	18	6	12	0	3/12	265	66	4.0	96	21	4.6	169	5	183	40	22	2	46.2	25	1	9	1	0	1	0	0	0/1	0/0	1/2	25:54
2	9/20	vs. MIA	[W]	19	4	11	4	5/14	396	66	6.0	123	33	3.7	273	0	273	33	18	0	45.3	93	0	23	2	0	2	0	0	2/2	0/0	3/3	30:08
3	9/28	at N.E.	[L]	15	2	12	1	6/12	293	55	5.3	57	20	2.9	236	2	242	33	17	1	48.8	114	0	17	2	0	2	0	0	2/2	0/0	1/1	25:20
4	10/4	at IND	[L]	21	5	15	1	7/18	431	79	5.5	142	28	5.1	289	1	298	50	28	0	38.4	92	0	13	1	0	1	0	0	1/1	0/0	2/4	36:10
5	10/11	at T.B.	[L]	21	3	15	3	2/8	325	56	5.8	55	17	3.2	270	6	303	33	23	1	55.3	12	1	31	4	0	4	0	0	4/4	0/0	1/1	25:19
6	10/18	vs. HOU	[L]	26	4	18	4	5/15	394	77	5.1	83	21	4.0	311	3	331	53	30	3	46.8	64	0	20	3	0	3	0	0	2/3	0/0	0/0	29:58
7	10/25	vs. BUF	[W]	17	6	9	2	5/14	295	63	4.7	120	32	3.8	175	2	182	29	13	1	44.8	66	0	34	5	1	2	2	0	4/5	0/0	0/0	28:38
9	11/8	at NVJ	[L]	19	3	16	0	7/16	436	65	6.7	98	19	5.2	338	6	381	40	24	2	40.6	30	2	23	2	0	2	0	0	2/2	0/0	3/3	29:16
10	11/15	at BAL	[W]	22	6	10	6	4/16	258	70	3.7	90	22	4.1	168	3	188	45	22	1	52.0	30	0	22	2	0	2	0	0	1/1	0/1	3/4	30:32
11	11/19	vs. TEN	[W]	18	3	13	2	4/13	308	58	5.3	90	23	3.9	218	4	242	31	21	1	48.0	88	1	19	1	0	1	0	0	1/1	0/0	4/4	28:25
12	11/29	vs. S.D.	[L]	20	4	15	1	5/15	420	70	6.0	102	19	5.4	318	2	329	49	30	1	41.3	35	0	25	2	0	2	0	0	1/2	0/0	4/4	28:36
13	12/6	at TEN	[L]	20	3	17	3	10/14	383	59	6.5	81	21	3.9	302	2	322	36	24	0	53.3	21	1	39	6	1	5	0	0	3/5	0/1	0/0	26:26
14	12/13	vs. IND	[W]	24	9	12	3	2/9	380	62	6.1	154	29	5.3	226	3	250	30	16	0	45.6	40	2	51	7	2	3	1	0	6/7	0/0	1/1	29:12
15	12/20	vs. ATL	[L]	21	6	14	1	0/8	357	60	6.0	72	20	3.6	285	2	297	38	23	1	42.3	62	0	17	2	1	1	0	0	2/2	0/0	1/1	25:27
16	12/27	at N.O.	[L]	21	4	17	0	6/9	412	52	7.9	65	15	4.3	347	2	368	35	27	2	50.0	55	0	27	4	0	4	0	0	1/1	1/3	0/0	22:07
17	1/3	at HOU	[L]	11	1	9	1	1/12	215	54	4.0	32	14	2.3	183	8	239	32	17	2	5-50.2	7-53	3-2	6	0	0	0	0	0	0/0	0/0	2/2	24:23
TOTALS:			313	69	215	29	72/205	5581	1012	5.5	1473	354	4.16	4108	51	4428	607	355	18	80-46.3	105-880	25-10	376	44	5	35	4	0	32/39	1/5	26/30	27:34	

JACKSONVILLE JAGUARS 2015 DEFENSE GAME-BY-GAME

Wk.	Date	Opp	FIRST DOWNS			TOT. OFFENSE			RUSHING			PASSING			PUNTS		FUM.			Tot. TD	Rn	Ps	Rt	Sfty	PAT	2PT	FGs	T.O.P.					
			Tot	Run	Pass	Pen	3 RD	Down	Yards	Plays	Avg.	Yards	Att.	Avg.	Net	Sacks	Gross	Att./	Cmp./										Int.	Avg.	Yards	Lost	Pts.
1	9/13	vs. CAR	[L]	17	6	10	1	8/17	263	68	3.9	105	35	3.0	158	2	175	31	18	1	44.8	22	0-0	20	2	0	1	1	0	2/2	0/0	2/4	34:06
2	9/20	vs. MIA	[W]	17	0	15	2	5/15	386	62	6.2	42	16	2.6	344	2	359	44	30	0	48.2	112	1-0	20	2	0	2	0	0	2/2	0/0	2/3	29:52
3	9/28	at N.E.	[L]	35	12	19	4	11/14	471	76	6.2	125	32	3.9	346	2	358	42	33	0	0.0	30	0-0	51	6	4	2	0	0	6/6	0/0	3/3	34:40
4	10/4	at IND	[L]	22	3	14	5	7/15	326	74	4.4	60	24	2.5	266	3	282	47	30	0	47.8	45	3-2	16	1	0	1	0	0	1/1	0/0	3/3	34:14
5	10/11	at T.B.	[L]	20	8	11	1	5/11	369	61	6.0	183	40	4.6	186	2	209	19	13	0	33.7	72	0-0	38	4	2	1	1	0	3/3	1/1	3/3	34:41
6	10/18	vs. HOU	[L]	24	6	15	3	7/14	382	68	5.6	95	31	3.1	287	1	293	36	24	0	38.8	69	1-0	31	4	0	3	1	0	4/4	0/0	1/1	30:02
7	10/25	vs. BUF	[W]	26	10	13	3	3/12	375	74	5.1	115	28	4.1	260	4	298	42	24	2	49.3	87	4-2	31	3	0	2	1	0	2/2	1/1	3/3	31:22
9	11/8	at NVJ	[L]	14	2	12	0	5/15	290	64	4.5	29	28	1.0	261	2	272	34	21	0	39.0	41	1-0	28	4	2	2	0	0	4/4	0/0	0/0	30:44
10	11/15	at BAL	[W]	22	7	15	0	8/14	397	67	5.9	89	21	4.2	308	1	316	45	34	2	40.4	121	2-2	20	3	0	3	0	0	2/2	0/1	0/1	29:28
11	11/19	vs. TEN	[W]	22	4	13	5	5/13	316	65	4.9	104	26	4.0	212	4	231	35	22	0	45.2	59	1-1	13	1	1	0	0	0	1/1	0/0	2/3	31:35
12	11/29	vs. S.D.	[L]	24	4	19	1	6/14	369	71	5.2	79	26	3.0	290	2	300	43	29	0	41.2	70	0-0	31	4	0	4	0	0	4/4	0/0	1/1	31:24
13	12/6	at TEN	[L]	26	9	13	4	8/13	467	68	6.9	210	35	6.0	257	4	268	29	20	1	44.3	38	1-1	42	6	2	3	1	0	6/6	0/0	0/0	33:34
14	12/13	vs. IND	[W]	17	7	9	1	4/16	322	69	4.7	95	23	4.1	227	3	260	43	20	1	47.9	85	1-1	16	1	0	1	0	0	1/1	0/0	3/3	30:48
15	12/20	vs. ATL	[L]	22	6	13	3	7/14	328	69	4.8	83	33	2.5	245	1	246	35	22	1	39.8	43	0-0	23	2	1	1	0	0	0/0	0/0	3/3	34:33
16	12/27	at N.O.	[L]	29	9	18	2	8/13	537	72	7.5	135	35	3.9	402	1	412	36	25	0	49.5	40	0-0	38	5	2	3	0	0	5/5	0/0	1/3	37:53
17	1/3	at HOU	[L]	25	9	13	3	8/17	402	74	5.4	160	31	5.2	242	2	249	41	25	1	4-47.5	9-55	1-1	30	3	1	1	1	0	3/3	0/0	3/4	35:37
TOTALS:			362	102	222	38	105/227	6000	11-2	5.4	1709	464	3.7	4291	36	4528	602	390	9	72-43.9	114-989	16-9	448	51	15	29	7	0	48/48	2/3	30/38	32:26	

JACKSONVILLE JAGUARS 2014 OFFENSE GAME-BY-GAME

Wk.	Date	Opp	FIRST DOWNS				3 RD	TOT. OFFENSE				RUSHING				PASSING				PUNTS		PEN.	Yards	FUM.	Lost	Tot. Tot.							
			Tot	Run	Pass	Pen		Down	Yards	Plays	Avg.	Yards	Att.	Avg.	Net	Sacks	Gross	Att./	Cmp./	Int.	Avg.					Pts.	TD	Rn	Ps	Rt	Sfty	PAT	2PT
1	9/7	at PHI	[L]	18	2	14	2	2/14	306	71	4.3	64	25	2.6	242	3-24	266	43	24	0	8-46.5	7-55	1-1	17	2	0	2	0	0	2/2	0/0	1/3	29:14
2	9/14	at WAS	[L]	8	2	4	2	3/13	148	48	3.1	25	10	2.5	123	10-70	193	28	14	1	8-47.9	6-44	0-0	10	1	0	1	0	0	1/1	0/0	1/1	20:59
3	9/21	vs. IND	[L]	18	6	10	2	4/10	344	55	6.3	105	20	5.3	239	4-17	256	18	31	2	5-46.4	2-15	1-1	17	2	0	2	0	0	2/2	0/0	1/1	22:57
4	9/28	at S.D.	[L]	21	7	12	2	9/14	319	65	4.9	85	25	3.4	234	3-19	253	37	29	2	2-56.0	3-32	1-1	14	2	1	1	0	0	2/2	0/0	0/0	30:34
5	10/5	vs. PIT	[L]	12	4	8	0	3/12	243	68	4.7	56	15	3.7	187	1-4	191	36	22	2	5-45.0	4-34	3-0	9	0	0	0	0	0	0/0	0/0	3/3	24:43
6	10/12	at TEN	[L]	27	8	17	2	8/15	379	75	5.1	82	23	3.6	297	6-39	336	46	32	1	6-47.7	6-35	1-1	14	2	1	1	0	0	2/2	0.0	0/0	31:07
7	10/19	vs. CLE	[W]	20	10	8	2	5/16	336	68	4.9	185	35	5.3	151	2-8	159	31	17	3	8-43.1	3-25	0-0	24	3	2	1	0	0	3/3	0/0	1/1	31:33
8	10/26	vs. MIA	[L]	19	6	11	2	6/15	377	68	5.5	176	30	5.9	201	4-20	221	34	18	2	4-46.8	6-37	1-1	13	1	0	1	0	0	1/1	0/0	2/3	32:23
9	11/2	at CIN	[L]	19	4	14	1	4/12	365	60	6.1	132	25	5.3	233	2-14	247	33	22	1	7-35.7	3-35	0-0	23	3	1	2	0	0	2/2	0/1	1/1	27:16
10	11/9	vs. DAL	[L]	20	5	11	4	4/14	333	65	5.1	71	24	3	262	4-28	290	37	22	1	6-47.2	2-14	3-2	17	2	2	0	0	1	2/2	1/1	0/0	28:28
12	11/23	at IND	[L]	11	6	5	0	3/12	194	54	3.6	80	23	3.5	114	4-32	146	27	15	1	7-49.4	6-43	2-1	3	0	0	0	0	0	0/0	0/0	1/1	25:55
13	11/30	vs. NYG	[W]	18	6	10	2	3/12	258	64	4	118	22	5.4	140	7-54	194	35	21	0	7-52.4	7-49	0-0	25	3	0	1	2	0	1/1	0/2	2/2	25:21
14	12/7	vs. HOU	[L]	17	4	10	3	5/15	262	66	4	74	22	3.4	188	4-17	188	40	20	1	4-48.3	6-40	0-0	13	1	0	1	0	0	1/1	0/0	2/2	27:31
15	12/14	at BAL	[L]	13	4	9	0	5/18	248	69	3.6	82	23	3.6	166	8-63	229	38	22	1	6-44.5	5-60	0-0	12	0	0	0	0	0	0/0	0/0	4/5	31:42
16	12/18	vs. TEN	[W]	17	7	7	3	5/13	288	56	5.1	177	25	7.1	111	4-13	124	27	14	0	7-45.9	3-25	1-0	21	3	2	1	0	0	3/3	0/0	0/0	25:08
17	12/28	at HOU	[L]	13	5	4	4	0/11	233	53	4.4	121	14	8.6	112	5-28	140	34	15	0	6-49.3	4-25	1-0	17	2	0	1	1	0	2/2	0/0	1/2	20:12
TOTALS:				271	86	154	31	69/216	4,634	988	4.7	1,633	360	4.5	3,001	71/450	3,451	557	325	18	96-46.5	73-573	15-8	249	27	9	15	3	1	23/23	1/4	20/26	27:11

JACKSONVILLE JAGUARS 2014 DEFENSE GAME-BY-GAME

Wk.	Date	Opp	FIRST DOWNS				3 RD	TOT. OFFENSE				RUSHING				PASSING				PUNTS		PEN.	Yards	FUM.	Lost	Tot. Tot.							
			Tot	Run	Pass	Pen		Down	Yards	Plays	Avg.	Yards	Att.	Avg.	Net	Sacks	Gross	Att./	Cmp./	Int.	Avg.					Pts.	TD	Rn	Ps	Rt	Sfty	PAT	2PT
1	9/7	at PHI	[L]	24	7	14	3	8/19	420	82	5.1	145	32	4.5	275	5-47	322	45	27	1	6-38.3	6-50	3-2	34	4	1	2	1	0	4/4	0/0	2/2	30:46
2	9/14	at WAS	[L]	32	12	16	4	6/14	449	81	5.5	191	42	4.5	258	3-30	288	36	24	0	4-49.8	11-98	0-0	41	5	3	2	0	0	5/5	0/0	2/2	39:01
3	9/21	vs. IND	[L]	27	5	22	0	8/14	529	74	7.1	144	29	5	385	2-5	390	43	33	0	5-46.4	8-46	0-0	44	5	0	4	1	0	5/5	0/0	3/3	37:03
4	9/28	at S.D.	[L]	19	2	16	1	9/16	407	61	6.7	42	20	2.1	365	2-12	377	39	29	0	3-42.0	7-57	1-0	33	3	0	3	0	0	3/3	0/0	4/4	29:26
5	10/5	vs. PIT	[L]	20	5	15	0	8/16	372	68	5.5	111	28	4	261	4-12	273	36	26	0	5-45.4	7-50	1-1	17	2	0	1	1	0	2/2	0/0	1/1	35:17
6	10/12	at TEN	[L]	14	3	9	2	3/11	290	55	5.3	70	24	2.9	220	3-13	233	28	17	0	5-49.8	5-48	1-0	16	1	1	0	0	0	1/1	0/0	3/3	28:53
7	10/19	vs. CLE	[W]	13	2	11	0	4/17	266	74	3.6	69	30	2.3	197	3-18	215	41	16	1	7-50.4	8-50	2-2	6	0	0	0	0	0	0/0	0/0	2/2	28:27
8	10/26	vs. MIA	[L]	17	7	8	2	5/12	326	56	5.8	148	24	6.2	178	3-18	196	29	16	1	5-51.0	7-52	0-0	27	3	0	1	2	0	3/3	0/0	2/2	27:37
9	11/2	at CIN	[L]	23	11	12	0	6/13	423	67	6.3	191	34	5.6	232	2-1	233	31	19	2	5-50.4	6-40	1-0	33	4	2	2	0	1	4/4	0/0	1/1	32:44
10	11/9	vs. DAL	[L]	16	6	10	0	4/13	399	59	6.8	151	30	5.0	248	1-6	254	28	21	0	5-46.8	9-65	1-1	31	4	1	3	0	0	4/4	0/0	1/2	31:32
12	11/23	at IND	[L]	24	12	9	3	9/17	389	72	5.4	175	35	5.0	214	5-39	253	32	21	0	3-48.7	6-54	6-3	23	2	1	1	0	0	2/2	0/0	3/3	34:05
13	11/30	vs. NYG	[W]	22	8	14	0	7/15	329	73	4.5	116	35	3.3	213	4-34	247	34	24	0	5-51.8	6-40	3-3	24	3	2	1	0	0	3/3	0/0	1/2	34:39
14	12/7	vs. HOU	[L]	19	9	7	3	3/14	304	63	4.8	173	42	4.1	131	2-4	135	19	13	0	5-47.6	7-64	1-0	27	3	3	0	0	0	3/3	0/0	2/2	32:29
15	12/14	at BAL	[L]	17	3	11	3	4/12	314	56	5.6	93	26	3.6	221	0-0	221	30	20	0	4-50.8	9-70	1-1	20	2	0	1	1	0	2-2	0/0	2/4	28:18
16	12/18	vs. TEN	[W]	19	6	13	0	7/15	357	67	5.3	95	28	3.4	262	4-25	287	35	24	0	5-40.6	7-47	0-0	13	1	0	1	0	0	1/1	0/0	2/2	34:52
17	12/28	at HOU	[L]	24	9	13	2	10/18	358	77	4.6	123	39	3.2	235	3-15	250	35	25	1	6-46.3	6-55	1-1	23	3	1	2	0	1	3/3	0/0	0/0	39:48
TOTALS:				330	107	200	23	101/236	5,932	1,085	5.5	2,033	499	4.1	3,899	45/275	4,174	541	355	6	75-47.5	115/886	22-14	412	45	15	24	6	2	45/45	0/0	31/33	32:49

JACKSONVILLE JAGUARS 2012 OFFENSE GAME-BY-GAME

Wk.	Date	Opp	FIRST DOWNS			TOT. OFFENSE			RUSHING			PASSING			PUNTS			FUM.			T.O.P.										
			Tot	Run	Pass	Pen	3 RD	Yards	Plays	Avg.	Yards	Att.	Avg.	Net	Sacks	Gross	Att./Cmp./Int.	Avg.	Yards	Pen.		Lost	Pts.	TD	Rn	Ps	Rt	Sfty	PAT	2PT	FGs
1	9/9	at MIN	[L]	22	7	12	3	9/18	355	75	4.7	113	34	3.3	242	2-18	260	39/23/0	4-53.5	4-25	3-1	23	2	0	2	0	0	0/1	1/1	3/3	37:49
2	9/16	vs. HOU	[L]	9	3	4	2	0/9	117	38	3.1	65	14	4.6	52	3-24	76	21/9/0	9-51.3	8-71	1-1	7	1	0	1	0	0	1/1	-	0/0	16:43
3	9/23	at IND	[W]	15	10	3	2	4/13	333	54	6.2	185	32	5.8	148	1-7	155	21/10/0	6-53.5	6-67	2-0	22	2	1	1	0	0	1/1	0/1	3/3	27:36
4	9/30	vs. CIN	[L]	17	5	11	1	2/11	212	58	3.7	69	18	3.8	143	6-43	186	34/23/1	6-49.2	3-37	1-1	10	1	0	1	0	0	1/1	-	1/1	28:41
5	10/7	vs. CHI	[L]	10	3	5	2	5/13	189	53	3.6	60	17	3.5	129	3-13	142	33/17/2	6-48.5	6-49	1-1	3	0	0	0	0	0/0	-	1/1	24:00	
7	10/21	at OAK	[L]	10	3	6	1	1/15	209	61	3.4	54	26	2.1	155	3-26	181	32/17/0	9-42.1	6-92	1-1	23	2	1	1	0	0	2/2	-	3/3	30:05
8	10/28	at GB	[L]	18	1	14	3	5/16	341	71	4.8	62	20	3.1	279	2-24	303	49/27/0	6-33.8	7-77	3-1	15	1	0	1	0	0	0/0	0/1	3/3	30:48
9	11/4	vs. DET	[L]	19	6	11	2	6/11	279	59	4.7	64	20	3.2	215	1-5	220	38/27/2	4-50.5	3-40	0-0	14	2	0	2	0	0	0/0	1/2	0/0	24:30
10	11/8	vs. IND	[L]	20	2	14	4	1/10	337	63	5.3	37	12	3.1	300	4-30	330	47/28/2	5-47.2	10-115	1-1	10	1	0	1	0	0	1/1	-	1/2	24:14
11	11/18	at HOU	[L]	17	4	12	1	4/14	458	66	6.9	86	29	3.0	372	2-6	378	35/18/0	5-48.4	6-54	1-1	37	4	0	4	0	0	4/4	-	3/3	31:19
12	11/25	vs. TEN	[W]	19	8	9	2	7/14	321	60	5.4	100	27	3.7	221	7-40	261	18/17/1	5-47.0	5-30	0-0	24	3	1	2	0	0	3/3	-	1/1	29:23
13	12/2	at BUF	[L]	21	4	10	7	1/10	236	63	3.7	50	18	2.8	186	3-6	202	42/19/1	5-41.6	8-74	3-1	18	2	1	1	0	0	1/1	1/1	1/1	24:51
14	12/9	vs. NYJ	[L]	16	5	10	1	2/16	291	70	4.2	123	24	5.1	168	3-17	185	43/21/2	8-45.4	7-54	0-0	10	1	1	0	0	0	1/1	-	1/2	29:29
15	12/16	at MIA	[L]	13	3	9	1	6/15	299	57	5.2	86	21	4.1	213	2-8	221	34/18/0	5-47.4	10-88	2-0	3	0	0	0	0	0/0	-	1/1	24:22	
16	12/23	vs. NE	[L]	22	7	13	2	4/15	436	75	5.8	93	23	4.0	343	1-5	348	51/29/3	4-56.3	5-47	0-0	16	1	0	1	0	0	1/1	-	3/4	32:35
17	12/30	at TEN	[L]	21	5	14	2	7/16	375	71	5.3	122	23	5.3	253	7-45	298	41/25/3	5-46.4	7-35	1-0	20	3	0	2	1	0	2/2	0/1	0/0	32:21
TOTALS			2-14	269	76	157	36	64/216	4,788	994	4.8	1,369	358	3.8	3,419	50-327	3,746	586/328/17	92-47.3	101-955	20-9	255	26	5	20	1	0	18/19	3/7	25/28	27:29

JACKSONVILLE JAGUARS 2012 DEFENSE GAME-BY-GAME

Wk.	Date	Opp	FIRST DOWNS			TOT. OFFENSE			RUSHING			PASSING			PUNTS			FUM.			T.O.P.										
			Tot	Run	Pass	Pen	3 RD	Yards	Plays	Avg.	Yards	Att.	Avg.	Net	Sacks	Gross	Att./Cmp./Int.	Avg.	Yards	Pen.		Lost	Pts.	TD	Rn	Ps	Rt	Sfty	PAT	2PT	FGs
1	9/9	at MIN	[L]	20	6	14	0	2/10	389	58	6.7	123	29	4.2	266	2-4	270	27/20/0	5-48.5	5-47	1-1	26	2	2	0	0	2/2	-	4/4	27:45	
2	9/16	vs. HOU	[L]	28	16	11	1	8/17	411	83	5.0	216	48	4.5	195	0-0	195	35/26/0	6-49.8	10-64	1-0	27	3	3	0	0	3/3	-	2/2	43:17	
3	9/23	at IND	[W]	23	6	15	2	10/19	437	75	5.8	124	29	4.3	313	0-0	313	46/22/1	6-46.7	11-106	0-0	17	2	0	2	0	2/2	-	1/2	32:24	
4	9/30	vs. CIN	[L]	20	6	12	2	2/11	382	65	5.9	138	34	4.1	244	0-0	244	31/20/1	3-47.7	6-50	2-1	27	3	1	2	0	3/3	-	2/2	31:19	
5	10/7	vs. CHI	[L]	26	9	16	1	10/17	501	73	6.9	214	33	6.5	287	1-5	292	39/23/1	3-40.7	12-80	0-0	41	5	1	2	2	0	5/5	-	2/2	36:00
7	10/21	at OAK	[L]	20	8	9	3	6/17	351	74	4.7	69	26	2.7	282	2-16	298	46/26/1	6-44.0	9-58	4-2	26	2	1	1	0	2/2	-	4/5	32:01	
8	10/28	at GB	[L]	20	5	9	6	5/13	238	64	3.7	66	26	2.5	172	2-14	186	36/22/0	5-45.0	5-33	1-1	24	3	0	2	1	0	3/3	-	1/2	29:12
9	11/4	vs. DET	[L]	26	8	16	2	8/12	434	68	6.4	149	34	4.4	285	1-0	285	33/22/0	2-49.5	5-42	0-0	31	4	4	0	0	4/4	-	1/2	35:30	
10	11/8	vs. IND	[L]	24	11	10	3	3/11	359	65	5.5	138	37	3.7	221	2-6	227	26/18/1	3-45.0	6-40	1-1	27	3	2	0	1	0	3/3	-	1/2	29:12
11	11/18	at HOU	[L]	39	10	26	3	4/11	653	92	7.1	149	35	4.3	504	2-23	527	55/43/2	3-37.0	2-20	2-1	43	5	0	5	0	0	4/4	-	2/2	35:46
12	11/25	vs. TEN	[W]	20	3	15	2	6/15	360	70	5.1	110	29	3.8	250	1-11	261	40/23/2	4-50.3	6-42	1-0	19	1	0	1	0	1/1	-	4/5	30:37	
13	12/2	at BUF	[L]	20	14	5	1	5/12	344	63	5.5	232	46	5.0	112	0-0	112	17/9/1	4-44.5	9-100	1-1	34	4	2	2	0	4/4	-	2/2	35:09	
14	12/9	vs. NYJ	[L]	17	11	4	2	4/13	270	62	4.4	166	42	4.0	104	1-7	111	19/12/0	7-46.6	1-15	2-2	17	2	2	0	0	2/2	-	1/1	30:31	
15	12/16	at MIA	[L]	26	8	13	5	6/11	389	66	5.9	180	36	5.0	209	1-11	220	29/22/0	1-63.0	5-41	1-1	24	2	0	2	0	1/1	1/1	3/3	35:38	
16	12/23	vs. NE	[L]	23	6	15	2	4/12	349	71	4.9	103	27	3.8	246	3-21	267	41/24/2	5-47.8	4-39	0-0	23	2	0	2	0	2/2	-	3/3	27:25	
17	12/30	at TEN	[L]	12	6	4	2	6/14	221	51	4.3	79	34	2.3	142	2-10	152	15/9/0	5-40.8	5-43	0-0	38	5	1	0	4	0	5/5	-	1/1	27:39
TOTALS			2-14	364	133	194	37	89/215	6,088	1,100	5.5	2,256	545	4.1	3,832	20-128	3,960	535/341/12	68-46.0	101-820	17-11	444	48	19	21	8	0	46/46	1/1	36/43	32:31

JACKSONVILLE JAGUARS 2011 OFFENSE GAME-BY-GAME

Wk.	Date	Opp	FIRST DOWNS			3 RD			TOT. OFFENSE			RUSHING			PASSING			PUNTS			PEN.			FUM.			Tot.						
			Tot	Run	Pass	Pen	Down	Yards	Plays	Avg.	Yards	Att.	Avg.	Sacks	Net	Gross	Att./	Cmp./	Int.	Avg.	Yards	Lost	Pts.	TD	Rn	Ps	Rt	Sfty	PAT	2PT	Fgs	T.O.P.	
1	9/11	vs. TEN	[W]	20	10	9	1	9/18	323	73	4.4	163	47	3.5	160	2-15	175	24/	17/	0	5-43.6	5-39	2-1	16	1	1	0	0	0	1/1	-	3/3	39:38
2	9/18	at NYJ	[L]	11	5	6	0	3/12	203	54	3.8	112	27	4.1	91	2-20	111	25/	11/	4	5-40.6	4-50	0-0	3	0	0	0	0	0	0/0	-	1/1	26:37
3	9/25	at CAR	[L]	13	7	4	2	3/14	257	57	4.5	128	34	3.8	129	2-10	139	21/	12/	1	6-39	8-60	5-0	10	1	0	1	0	0	1/1	-	1/1	30:26
4	10/2	vs. NO	[L]	15	4	7	4	4/15	274	62	4.4	104	17	6.1	170	3-26	196	42/	16/	1	4-38.3	2-15	1-0	10	1	0	1	0	0	1/1	-	1/1	22:55
5	10/9	vs. CIN	[L]	12	5	7	0	6/16	296	58	5.1	96	27	3.6	200	3-21	221	28/	15/	0	7-37.7	2-15	4-2	20	2	1	1	0	0	2/2	-	2/2	27:27
6	10/16	at PITT	[L]	16	6	7	3	4/15	209	61	3.4	133	30	4.4	76	5-33	109	26/	12/	0	7-42.3	4-22	0-0	13	1	0	1	0	0	1/1	-	2/2	28:47
7	10/24	vs. BAL	[W]	13	6	5	2	2/16	205	66	3.1	132	42	3.1	73	4-20	93	20/	9/	0	7-40.9	6-90	4-1	12	0	0	0	0	0	0/0	-	4/4	36:15
8	10/30	at HOU	[L]	13	5	8	0	5/14	174	58	3.0	84	25	3.4	90	1-7	97	32/	10/	2	8-46.8	5-39	1-0	14	2	1	1	0	0	2/2	-	0/0	24:41
9	11/13	at IND	[W]	18	9	8	1	6/15	251	64	3.9	141	41	3.4	110	2-8	118	21/	14/	1	6-38.7	5-55	0-0	17	2	1	1	0	0	2/2	-	1/2	35:21
10	11/20	at CLE	[L]	23	10	9	4	7/15	303	71	4.3	108	29	3.7	195	1-15	210	41/	22/	0	5-40.6	9-81	1-0	10	1	1	0	0	0	1/1	-	1/1	30:53
11	11/27	vs. HOU	[L]	14	4	7	3	5/19	255	71	3.6	105	24	4.4	150	7-48	198	40/	20/	1	9-42.2	4-30	1-0	13	1	0	0	1	0	1/1	-	2/3	31:39
12	12/5	vs. SD	[L]	17	6	11	0	9/16	306	66	4.6	129	31	4.2	177	2-18	195	33/	19/	1	5-43.4	3-26	2-0	14	2	0	2	0	0	2/2	-	0/0	31:43
13	12/11	vs. TB	[W]	21	7	10	4	5/15	325	67	4.9	116	33	3.5	209	1-8	217	33/	19/	2	7-41.4	8-80	2-0	41	6	2	2	2	0	5/5	0/1	0/0	32:49
14	12/11	vs. TB	[L]	12	4	8	0	3/10	207	46	4.5	116	19	6.1	91	5-50	141	22/	12/	1	7-43.4	5-40	3-3	14	2	0	1	1	0	2/2	-	0/0	21:29
15	12/15	at ATL	[L]	12	4	8	0	3/10	207	46	4.5	116	19	6.1	91	5-50	141	22/	12/	1	7-43.4	5-40	3-3	14	2	0	1	1	0	2/2	-	0/0	21:29
16	12/24	at TEN	[L]	18	6	12	0	5/18	300	71	4.2	113	28	4.0	187	1-11	198	42/	21/	1	9-45.1	6-28	0-0	17	2	2	0	0	0	2/2	-	1/1	29:01
17	1/1	vs. IND	[W]	15	9	4	2	5/13	261	57	4.6	190	35	5.4	71	3-21	92	19/	11/	0	2-43.5	1-10	1-1	19	1	0	1	0	0	1/1	-	4/4	30:48
Totals			5-11	251	103	122	26	81/241	4,149	1,002	4.1	1,970	489	4.0	2,179	44-331	2,510	469/	240/	15	99-41.9	77-680	27-8	283	25	9	12	4	0	24/24	0/1	23/25	30:02

JACKSONVILLE JAGUARS 2011 DEFENSE GAME-BY-GAME

Wk.	Date	Opp	FIRST DOWNS			3 RD			TOT. OFFENSE			RUSHING			PASSING			PUNTS			PEN.			FUM.			Tot.						
			Tot	Run	Pass	Pen	Down	Yards	Plays	Avg.	Yards	Att.	Avg.	Sacks	Net	Gross	Att./	Cmp./	Int.	Avg.	Yards	Lost	Pts.	TD	Rn	Ps	Rt	Sfty	PAT	2PT	Fgs	T.O.P.	
1	9/11	vs. TEN	[W]	13	1	11	1	4/11	292	49	6.0	43	13	3.3	249	2-14	263	34/	21/	1	7-41.6	7-60	1-0	14	2	0	2	0	0	2/2	-	0/1	20:22
2	9/18	at NYJ	[L]	15	5	8	2	3/12	283	57	5.0	101	32	3.2	182	1-0	182	24/	17/	2	5-38.8	7-60	0-0	32	3	1	2	0	1	3/3	-	3/3	33:23
3	9/25	at CAR	[L]	16	5	10	1	6/16	265	62	4.3	107	28	3.8	158	0-0	158	34/	18/	0	8-38.4	8-69	0-0	16	1	0	1	0	1	0/0	1/1	2/2	29:34
4	10/2	vs. NO	[L]	30	9	20	1	7/14	503	81	6.2	177	34	5.2	326	3-25	351	44/	31/	2	1-58.0	6-50	0-0	23	2	1	1	0	0	2/2	-	3/5	37:05
5	10/9	vs. CIN	[L]	13	2	11	0	8/19	239	66	3.6	77	31	2.5	162	2-17	179	33/	21/	1	7-47.7	4-33	1-0	30	4	1	2	1	0	3/4	-	1/1	32:33
6	10/16	at PITT	[L]	15	6	8	1	7/15	370	58	6.4	185	32	5.8	185	3-15	200	23/	12/	0	6-42.7	8-65	1-0	17	2	1	1	0	0	2/2	-	1/2	31:13
7	10/24	vs. BAL	[W]	11	1	8	2	2/12	146	53	2.8	34	12	2.8	112	3-25	137	38/	21/	1	9-52.2	10-85	2-1	7	1	0	1	0	0	1/1	-	0/1	23:45
8	10/30	at HOU	[L]	20	6	14	0	10/17	358	71	5.0	156	39	4.0	202	2-23	225	30/	16/	0	6-45.3	7-60	2-2	24	3	2	1	0	0	3/3	-	1/2	35:19
9	11/13	at IND	[W]	13	2	8	3	4/15	212	57	3.7	84	23	3.7	128	5-33	161	29/	20/	2	6-41.0	6-40	2-1	3	0	0	0	0	0	0/0	-	1/1	24:39
10	11/20	at CLE	[L]	20	6	10	4	4/10	334	54	6.2	148	28	5.3	186	2-13	199	24/	17/	1	3-36.0	9-70	0-0	14	2	1	1	0	0	2/2	-	0/1	29:07
11	11/27	vs. HOU	[L]	9	5	4	0	2/15	215	59	3.6	88	31	2.8	127	0-0	127	28/	18/	0	10-43.6	7-80	3-1	20	2	1	1	0	0	2/2	-	2/2	28:21
12	12/5	vs. SD	[L]	19	7	12	0	4/10	433	54	8.0	139	26	5.3	294	0-0	294	28/	22/	0	4-44.8	6-55	0-0	38	5	2	3	0	0	5/5	-	1/1	28:17
13	12/11	vs. TB	[W]	15	7	7	1	3/11	280	59	4.7	110	24	4.6	170	3-14	184	32/	17/	3	5-37.8	12-97	6-4	14	2	2	0	0	0	2/2	-	0/0	27:11
14	12/11	vs. TB	[L]	20	6	13	1	6/15	373	68	5.5	97	35	2.8	276	1-4	280	32/	24/	0	5-40.8	4-31	0-0	41	5	1	3	1	0	5/5	-	2/2	38:31
15	12/15	at ATL	[L]	20	3	14	3	3/12	407	66	6.2	65	25	2.6	342	1-8	350	40/	24/	2	4-43.0	0-0	1-1	23	2	1	1	0	0	2/2	-	3/3	30:59
16	12/24	at TEN	[W]	19	2	17	0	6/14	298	65	4.6	56	22	2.5	242	3-22	264	40/	27/	2	3-45.3	4-40	2-1	13	1	0	1	0	0	1/1	-	2/2	29:12
Totals			5-11	268	73	175	20	79/218	5,008	979	5.1	1,667	435	3.8	3,341	31-213	3,554	513/	326/	17	89-43.3	105-895	21-11	329	37	14	21	2	2	35/36	1/1	22/29	29:58

JACKSONVILLE JAGUARS 2010 OFFENSE GAME-BY-GAME

Wk.	Date	Opp	FIRST DOWNS			3 RD			TOT. OFFENSE			RUSHING			PASSING			PUNTS			PEN.			FUM. Tot. Tot.									
			Tot	Run	Pass	Pen	DOWN	Yards	Plays	Avg.	Yards	Att.	Avg.	Net	Sacks	Gross	Att./	Cmp./	Int.	Avg.	Yards	Lost	Pts.	TD	Rn	Ps	Rt	Sfty	PAT	2PT	Fgs	T.O.P.	
1	9/12	vs. DEN	[W]	18	9	6	3	3-10	299	56	5.3	134	34	3.9	165	1-5	170	21/	16/	0	4-41.3	5-47	0-0	24	3	0	3	0	0	3/3	-	1/1	29:30
2	9/19	at SD	[L]	20	6	14	0	6-12	350	68	5.1	71	24	3.0	279	2-14	293	42/	26/	4	0-0.0	5-33	2-2	13	1	0	1	0	0	1/1	-	2/2	30:24
3	9/26	vs. PHI	[L]	16	9	6	1	5-17	191	69	2.8	139	32	4.3	52	7-53	105	30/	13/	1	8-48.0	4-67	1-0	3	0	0	0	0	0/0	-	1/1	32:53	
4	10/3	vs. IND	[W]	20	10	9	1	9-13	337	57	5.9	174	35	5.0	163	0-0	163	22/	17/	0	4-42.5	7-45	0-0	31	4	2	2	0	0	4/4	-	1/1	29:46
5	10/10	at BUF	[W]	21	10	11	0	4-11	381	62	6.1	216	40	5.4	165	2-13	178	20/	16/	1	0-0.0	5-38	3-2	36	3	0	3	0	0	3/3	-	5/5	34:21
6	10/18	vs. TEN	[L]	17	7	8	2	3-13	249	63	4.0	76	25	3.0	173	2-16	189	36/	21/	3	3-37.3	7-55	1-1	3	0	0	0	0	0/0	-	1/1	27:15	
7	10/24	at KC	[L]	19	4	12	3	3-10	300	58	5.2	84	23	3.7	216	1-6	222	34/	18/	2	3-38.3	6-43	2-1	20	2	0	2	0	0	2/2	-	2/2	26:00
8	10/31	at DAL	[W]	20	6	14	0	6-12	387	58	6.7	149	34	4.4	238	3-22	260	21/	17/	0	5-48.4	6-36	1-1	35	5	1	4	0	0	5/5	-	0/0	32:35
10	11/14	vs. HOU	[W]	29	12	15	2	4-11	491	69	7.1	165	36	4.6	326	2-16	342	31/	24/	0	3-43.7	8-62	1-0	31	4	2	2	0	0	4/4	-	1/3	35:23
11	11/21	vs. CLE	[W]	24	11	11	2	4-11	371	67	5.5	145	28	5.2	226	4-28	254	35/	20/	4	2-33.5	2-10	2-2	24	3	1	2	0	0	3/3	-	1/1	31:28
12	11/28	at NYG	[L]	26	15	9	2	10-16	328	73	4.5	207	34	6.1	121	4-41	162	35/	20/	1	3-43.3	3-20	3-1	20	2	2	0	0	2/2	-	2/2	35:27	
13	12/5	at TEN	[W]	23	16	7	0	6-15	377	73	5.2	258	53	4.9	119	1-7	126	19/	14/	0	2-43.0	4-31	1-0	17	2	2	0	0	2/2	-	1/3	39:54	
14	12/12	vs. OAK	[W]	19	10	8	1	5-12	385	58	6.6	234	34	6.9	151	2-8	159	22/	11/	1	5-41.4	6-52	0-0	38	5	2	3	0	0	5/5	-	1/1	29:55
15	12/19	at IND	[L]	20	4	14	2	5-13	356	61	5.8	67	22	3.0	289	1-5	294	38/	24/	1	4-48.0	6-55	3-1	24	3	0	2	1	0	3/3	-	1/1	30:22
16	12/26	vs. WAS	[L]	15	4	11	0	7-17	336	65	5.2	78	23	3.4	258	4-41	299	38/	22/	2	7-45.4	7-66	2-0	17	2	1	1	0	0	2/2	-	1/2	32:54
17	1/2	at HOU	[L]	23	15	6	2	1-10	322	62	5.2	198	35	5.7	124	2-16	140	25/	12/	1	4-44.3	2-15	1-1	17	2	1	1	0	0	2/2	-	1/2	30:48
Totals	8-8	330	148	161	21	81-203	5,460	1,019	5.4	2,395	512	4.7	3,065	38-291	3,356	469/	291/	21	57-43.8	83-675	23-12	353	41	14	26	1	0	41/41	-	22/28	31:43		

JACKSONVILLE JAGUARS 2010 DEFENSE GAME-BY-GAME

Wk.	Date	Opp	FIRST DOWNS			3 RD			TOT. OFFENSE			RUSHING			PASSING			PUNTS			PEN.			FUM. Tot. Tot.									
			Tot	Run	Pass	Pen	DOWN	Yards	Plays	Avg.	Yards	Att.	Avg.	Net	Sacks	Gross	Att./	Cmp./	Int.	Avg.	Yards	Lost	Pts.	TD	Rn	Ps	Rt	Sfty	PAT	2PT	Fgs	T.O.P.	
1	9/12	vs. DEN	[W]	21	6	14	1	3-10	363	61	6.0	89	25	3.6	274	3-21	295	33/	21/	1	4-43.0	7-70	1-1	17	2	1	1	0	0	2/2	-	1/1	30:30
2	9/19	at SD	[L]	25	7	17	1	4-8	477	60	8.0	151	30	5.0	326	1-8	334	29/	22/	2	2-17.0	4-25	1-1	38	5	2	3	0	0	5/5	-	1/1	29:36
3	9/26	vs. PHI	[L]	15	4	10	1	5-13	373	55	6.8	106	21	5.0	267	3-24	291	31/	17/	0	7-45.1	7-84	0-0	28	4	1	3	0	0	4/4	-	0/0	27:07
4	10/3	vs. IND	[W]	28	5	23	0	7-10	406	66	6.2	58	19	3.1	348	1-4	352	46/	33/	1	2-55.0	3-35	2-1	28	4	2	2	0	0	4/4	-	0/0	30:14
5	10/10	at BUF	[W]	17	5	10	2	3-11	306	54	5.7	110	21	5.2	196	3-24	220	30/	20/	0	4-48.5	5-35	2-0	26	3	0	3	0	0	2/2	0/1	2/2	25:39
6	10/18	vs. TEN	[L]	20	8	10	2	8-14	324	60	5.4	153	39	3.9	171	0-0	171	21/	14/	0	2-49.0	8-57	1-0	30	3	1	2	0	0	3/3	-	3/3	32:45
7	10/24	at KC	[L]	25	13	10	2	6-11	426	61	7.0	236	42	5.6	190	1-3	193	18/	13/	0	3-45.3	7-92	0-0	42	6	3	2	1	0	6/6	-	0/0	34:00
8	10/31	at DAL	[W]	25	5	16	4	6-13	415	73	5.7	50	22	2.3	365	2-14	379	49/	34/	4	3-44.7	3-20	1-0	17	2	1	1	0	0	2/2	-	1/1	27:25
9	11/14	vs. HOU	[W]	20	6	13	1	4-10	395	53	7.5	81	21	3.9	314	0-0	314	32/	22/	0	4-37.5	8-49	2-1	24	3	1	2	0	0	3/3	-	1/1	24:37
10	11/21	vs. CLE	[W]	15	4	10	1	7-16	283	60	4.7	88	26	3.4	195	6-46	241	28/	17/	1	5-44.0	5-45	1-0	20	2	0	1	1	0	2/2	-	2/4	28:32
11	11/28	at NYG	[L]	17	6	11	0	3-10	361	50	7.2	135	26	5.2	226	0-0	226	24/	14/	0	3-49.7	4-25	0-0	24	2	0	2	0	0	2/2	1/1	3/3	24:33
12	12/5	at TEN	[W]	11	3	18	1	2-11	220	47	4.7	57	14	4.1	163	1-6	169	32/	14/	2	2-36.0	4-30	0-0	6	0	0	0	0	0/0	-	2/2	20:06	
13	12/12	vs. OAK	[W]	21	3	16	2	6-13	476	61	7.8	153	25	6.1	323	3-21	344	33/	22/	1	5-42.0	4-25	1-1	31	4	2	2	0	0	4/4	-	1/1	30:05
14	12/19	at IND	[L]	19	7	12	0	5-13	376	64	5.9	155	24	6.5	221	1-8	229	39/	29/	0	6-39.2	6-68	0-0	34	4	1	2	1	0	4/4	-	2/2	29:38
15	12/26	vs. WAS	[L]	15	5	8	2	4-15	251	64	3.9	79	24	3.3	172	1-10	182	39/	19/	1	9-40.9	5-40	0-0	20	2	1	1	0	0	2/2	-	2/2	29:53
16	1/2	at HOU	[L]	22	12	9	1	5-11	497	59	8.4	244	37	6.6	253	0-0	253	22/	18/	0	3-38.7	5-48	0-0	34	4	3	1	0	0	4/4	-	2/2	29:12
Totals	8-8	316	98	197	21	78-189	5,949	948	6.3	1,945	416	4.7	4,004	26-189	4,193	506/	329/	13	64-42.4	85-748	12-5	419	50	19	28	3	0	48/48	1/2	23/25	28:17		

JACKSONVILLE JAGUARS 2009 OFFENSE GAME-BY-GAME

Wk.	Date	Opp	FIRST DOWNS			3 RD			TOT. OFFENSE			RUSHING			PASSING			PUNTS			PEN.			FUM. Tot. Tot.									
			Tot	Run	Pass	Pen	DOWN	Yards	Plays	Avg.	Yards	Att.	Avg.	Net	Sacks	Gross	Att./	Cmp./	Int.	Avg.	Yards	Lost	Pts.	TD	Rn	Ps	Rt	Sfty	PAT	2PT	Fgs	T.O.P.	
1	9/13	at IND	[L]	12	7	4	1	6-15	228	55	4.1	114	26	4.4	114	1-8	122	28/	14/	0	5-37.8	3-24	0-0	12	1	1	0	0	0/0	0/1	2/3	26:04	
2	9/20	vs. ARI	[L]	18	4	13	1	6-16	367	67	5.5	92	20	4.6	275	4-7	282	43/	23/	1	4-45.3	8-50	4-2	17	2	0	2	0	2/2	-	1/2	28:39	
3	9/27	at HOU	[W]	24	11	10	3	5-11	399	62	6.4	185	32	5.8	214	0-0	214	30/	18/	0	3-35.3	5-40	1-1	31	4	4	0	0	4/4	-	1/1	30:52	
4	10/4	vs. TEN	[W]	27	10	15	2	6-13	442	69	6.4	137	30	4.6	305	2-18	323	37/	27/	0	3-37.0	4-30	1-1	37	4	1	3	0	4/4	-	3/4	34:07	
5	10/11	at SEA	[L]	10	2	8	0	2-13	199	52	3.8	38	15	2.5	161	5-29	190	32/	19/	0	8-46.4	9-73	2-2	0	0	0	0	0/0	-	0/0	25:16		
6	10/18	vs. STL	[W]	33	14	15	4	11-16	492	84	5.9	166	38	4.4	326	3-9	335	43/	30/	2	4-36.3	3-15	1-1	23	3	3	0	0	2/2	0/1	1/2	42:12	
8	11/1	at TEN	[L]	12	4	8	0	4-12	330	49	6.7	217	16	13.6	113	4-26	139	29/	14/	2	7-44.1	2-27	2-0	13	2	2	0	0	1/2	-	0/0	20:17	
9	11/8	vs. KC	[W]	21	11	10	0	9-16	426	69	6.2	173	41	4.2	253	1-11	264	27/	18/	0	4-44.3	5-31	1-1	24	3	2	1	0	3/3	-	1/2	36:13	
10	11/15	at NYJ	[W]	18	6	11	1	7-13	347	60	5.8	139	32	4.3	208	2-13	221	26/	16/	0	4-36.8	5-40	2-1	24	3	2	1	0	3/3	-	1/2	31:07	
11	11/22	vs. BUF	[W]	19	7	11	1	9-15	310	66	4.7	102	34	3.0	208	2-7	215	30/	21/	1	5-44.8	6-50	3-1	18	2	1	1	0	1/1	1/1	1/1	36:24	
12	11/29	at SF	[L]	18	4	14	0	3-12	357	61	5.9	96	19	5.1	261	6-46	307	36/	25/	0	4-43.3	6-60	2-2	3	0	0	0	0	0/0	-	1/3	29:16	
13	12/6	vs. HOU	[W]	19	7	11	1	8-16	323	68	4.8	107	36	3.0	216	4-22	238	28/	15/	0	3-49.3	4-45	2-1	23	2	0	2	0	1	2/2	-	3/3	30:07
14	12/13	vs. MIA	[L]	10	5	3	2	3-14	217	54	4.0	95	25	3.8	122	3-17	139	26/	11/	0	7-43.1	2-10	1-0	10	1	1	0	0	1/1	-	1/1	24:54	
15	12/17	vs. IND	[L]	25	9	16	0	10-16	345	76	4.5	139	34	4.1	206	2-17	223	40/	23/	1	3-44.7	4-22	1-0	31	4	1	3	0	4/4	-	1/2	35:26	
16	12/27	at NE	[L]	16	7	9	0	4-11	275	52	5.3	98	25	3.9	177	2-8	185	25/	19/	2	4-38.8	1-5	1-0	7	1	1	0	0	1/1	-	0/0	27:35	
17	1/3	at CLE	[L]	18	6	12	0	9-17	328	66	5.0	131	24	5.5	197	3-5	202	39/	22/	1	4-36.3	3-20	2-0	17	2	0	2	0	2/2	-	1/2	27:02	
Totals	8-8	300	114	170	16	102-226	5,385	1,010	5.3	2,029	447	4.5	3,356	44-243	3,599	519/	315/	10	72-41.9	70-542	26-13	290	34	19	15	0	1	30/31	1/3	18/28	30:08		

JACKSONVILLE JAGUARS 2009 DEFENSE GAME-BY-GAME

Wk.	Date	Opp	FIRST DOWNS			3 RD			TOT. OFFENSE			RUSHING			PASSING			PUNTS			PEN.			FUM. Tot. Tot.									
			Tot	Run	Pass	Pen	DOWN	Yards	Plays	Avg.	Yards	Att.	Avg.	Net	Sacks	Gross	Att./	Cmp./	Int.	Avg.	Yards	Lost	Pts.	TD	Rn	Ps	Rt	Sfty	PAT	2PT	Fgs	T.O.P.	
1	9/13	at IND	[L]	21	4	15	2	8-14	365	70	5.2	71	31	2.3	294	1-7	301	38/	28/	1	2-44.0	3-17	1-1	14	2	1	1	0	2/2	-	0/1	33:56	
2	9/20	vs. ARI	[L]	22	7	15	0	2-9	383	60	6.4	118	28	4.2	265	0-0	265	32/	27/	0	3-46.3	7-58	5-2	31	4	1	2	1	0	4/4	-	1/2	31:21
3	9/27	at HOU	[W]	23	5	17	1	4-10	397	59	6.7	111	22	5.0	286	2-14	300	35/	26/	1	4-42.8	5-60	1-1	24	3	0	3	0	3/3	-	1/1	29:08	
4	10/4	vs. TEN	[W]	19	5	13	1	8-16	379	67	5.7	95	19	5.0	284	0-0	284	48/	29/	2	5-42.2	6-68	1-1	17	2	1	1	0	0/0	1/2	1/1	25:53	
5	10/11	at SEA	[L]	24	8	13	3	6-14	379	71	5.3	143	40	3.6	236	1-5	241	30/	18/	0	3-44.3	1-10	2-0	41	5	0	4	1	0	5/5	-	2/2	34:44
6	10/18	vs. STL	[W]	13	1	11	1	4-12	262	53	4.9	55	18	3.1	207	1-6	213	34/	22/	1	6-41.2	6-52	0-0	20	2	0	1	0	2/2	-	2/2	24:48	
8	11/1	at TEN	[L]	20	12	8	0	8-15	430	67	6.4	305	49	6.2	125	0-0	125	18/	15/	0	4-48.3	4-20	0-0	30	3	2	1	0	3/3	-	3/3	39:43	
9	11/8	vs. KC	[W]	14	3	10	1	4-13	301	56	5.4	60	14	4.3	241	3-21	262	39/	23/	0	7-46.6	1-10	1-0	21	2	0	2	0	1/1	1/1	2/3	23:47	
10	11/15	at NYJ	[W]	19	7	10	2	7-13	322	60	5.4	110	29	3.8	212	0-0	212	31/	16/	2	2-50.5	4-26	1-1	22	2	1	1	0	1/1	0/1	3/3	28:53	
11	11/22	vs. BUF	[W]	14	1	12	1	3-11	343	51	6.7	53	18	2.9	290	2-7	297	31/	18/	2	4-50.5	6-43	2-1	15	1	0	1	0	0/0	0/1	3/3	23:36	
12	11/29	at SF	[L]	15	5	9	1	8-16	284	61	4.7	52	20	2.6	232	0-0	232	41/	27/	0	5-50.2	1-5	0-0	20	2	0	2	0	2/2	-	2/2	30:44	
13	12/6	vs. HOU	[W]	19	7	10	2	5-15	305	61	5.0	72	22	3.3	233	2-7	240	37/	22/	3	5-45.0	6-37	1-0	18	2	1	1	0	1/1	0/1	1/1	29:53	
14	12/13	vs. MIA	[L]	22	8	14	0	8-15	354	71	5.0	146	40	3.7	208	2-12	220	29/	21/	1	5-43.8	4-27	5-2	14	2	2	0	0	2/2	-	0/1	35:06	
15	12/17	vs. IND	[L]	18	2	16	0	8-12	369	53	7.0	61	23	2.7	308	0-0	308	30/	23/	1	3-43.0	5-40	0-0	35	5	0	4	1	0	5/5	-	0/0	24:34
16	12/27	at NE	[L]	26	12	14	0	6-10	464	62	7.5	197	36	5.5	267	0-0	267	26/	23/	0	1-42.0	2-10	1-1	35	5	1	4	0	5/5	-	0/0	32:25	
17	1/3	at CLE	[L]	18	13	4	1	5-13	300	60	5.0	214	49	4.4	86	0-0	86	11/	7/	1	3-35.7	3-15	1-0	23	2	2	0	0	2/2	-	3/3	32:58	
Totals	8-8	307	100	191	16	94-209	5,637	982	5.7	1,863	458	4.1	3,774	14-79	3,853	510/	345/	15	62-44.9	64-498	22-10	380	44	12	28	4	1	38/38	2/6	24/28	29:52		

JACKSONVILLE JAGUARS 2008 OFFENSE GAME-BY-GAME

Wk.	Date	Opp	FIRST DOWNS			3 RD			TOT. OFFENSE			RUSHING			PASSING			PUNTS			FUM.			Tot.									
			Tot	Run	Pass	Pen	Down	Yards	Plays	Avg.	Yards	Att.	Avg.	Net	Sacks	Gross	Att./	Cmp./	Int.	Avg.	Yards	Pen.	Lost	Pts.	TD	Rn	Ps	Rt	Sfty	PAT	2PT	FGs	T.O.P.
1	9/7	at TEN	[L]	13	1	11	1	5-14	189	59	3.2	33	17	1.9	156	7-59	215	35/	23/	2	6-37.0	6-50	1-1	10	1	0	1	0	0	1/1	-	1/2	31-20
2	9/14	vs. BUF	[L]	19	9	9	1	2-11	243	57	4.3	98	27	3.6	145	2-20	165	28/	17/	1	4-50.5	5-35	1-0	16	1	1	0	0	0	1/1	-	3/3	28-46
3	9/21	at IND	[W]	25	13	11	1	8-14	403	70	5.8	236	48	4.9	167	0-0	167	22/	16/	1	1-60.0	5-44	0-0	23	2	1	0	1	0	2/2	-	3/3	41-35
4	9/28	vs. HOU	[W]	21	7	14	0	6-12	375	58	6.5	139	25	5.6	236	1-0	236	32/	23/	0	2-46.5	2-27	0-0	30	3	2	1	0	0	3/3	-	3/3	31-15
5	10/5	vs. PIT	[L]	14	2	9	3	3-13	213	54	3.9	38	19	2.0	175	3-25	200	32/	18/	0	5-46.6	8-89	1-0	21	3	1	1	1	0	3/3	-	0/0	26-37
6	10/12	at DEN	[W]	26	9	15	2	5-12	416	70	5.9	155	34	4.6	261	2-15	276	34/	25/	0	4-40.0	6-45	3-2	24	3	2	1	0	0	3/3	-	1/1	33-35
8	10/26	vs. CLE	[L]	23	6	16	1	11-20	380	74	5.1	113	29	3.9	267	3-16	283	42/	25/	0	3-46.7	6-40	1-1	17	2	0	2	0	0	2/2	-	1/2	35-05
9	11/2	at CIN	[L]	18	6	12	0	5-13	282	62	4.5	68	21	3.2	214	3-15	229	38/	23/	1	6-45.0	12-86	1-0	19	2	1	0	1	0	1/1	0/1	2/2	29-41
10	11/9	at DET	[W]	24	11	12	1	5-10	384	61	6.3	157	33	4.8	227	1-11	238	25/	18/	0	2-38.5	5-33	0-0	38	5	3	2	0	0	5/5	-	1/1	30-59
11	11/16	vs. TEN	[L]	17	6	7	4	3-15	257	66	3.9	140	32	4.4	117	4-31	135	30/	13/	1	10-40.9	9-61	1-0	14	2	2	0	0	0	2/2	-	0/0	32-27
12	11/23	vs. MIN	[L]	17	2	13	2	6-14	321	63	5.1	35	14	2.5	286	4-31	317	45/	27/	2	3-41.0	8-81	5-3	12	1	0	1	0	1	1/1	-	1/3	29-31
13	12/1	at HOU	[L]	21	6	15	0	4-11	388	64	6.1	126	26	4.8	262	3-25	287	35/	25/	1	3-40.3	8-60	2-2	17	2	1	1	0	0	2/2	-	1/2	33-03
14	12/7	at CHI	[L]	14	6	8	0	5-17	278	69	4.0	119	28	4.3	159	3-19	178	38/	19/	1	7-40.1	4-21	2-0	10	1	0	1	0	0	1/1	-	1/1	32-03
15	12/14	vs. GB	[W]	18	8	8	2	6-12	323	54	6.0	94	19	4.9	229	2-9	238	33/	21/	0	4-49.5	6-58	1-0	20	3	1	2	0	0	2/2	0/1	0/1	27-57
16	12/18	vs. IND	[L]	28	9	17	2	7-13	409	71	5.8	105	27	3.9	304	3-25	329	41/	28/	1	3-43.0	7-60	1-0	24	3	2	1	0	0	3/3	-	1/1	31-53
17	12/28	at BAL	[L]	14	6	6	2	6-12	245	53	4.6	118	27	4.4	127	1-0	127	25/	14/	2	4-46.5	7-28	3-2	7	1	0	1	0	0	1/1	-	0/0	27-58
Totals	5-11	312	107	183	22	87-213	22	87-213	5,106	1,005	5.1	1,774	426	4.2	3,332	42-288	3,620	537/	335/	13	67-43.3	104-813	23-11	302	35	17	15	3	1	33/33	0/2	19/25	31-22

JACKSONVILLE JAGUARS 2008 DEFENSE GAME-BY-GAME

Wk.	Date	Opp	FIRST DOWNS			3 RD			TOT. OFFENSE			RUSHING			PASSING			PUNTS			FUM.			Tot.									
			Tot	Run	Pass	Pen	Down	Yards	Plays	Avg.	Yards	Att.	Avg.	Net	Sacks	Gross	Att./	Cmp./	Int.	Avg.	Yards	Pen.	Lost	Pts.	TD	Rn	Ps	Rt	Sfty	PAT	2PT	FGs	T.O.P.
1	9/7	at TEN	[L]	14	7	6	1	3-13	309	57	5.4	137	32	4.3	172	1-3	175	24/	14/	2	7-42.9	5-36	1-0	17	2	1	1	0	0	2/2	-	1/1	28-40
2	9/14	vs. BUF	[L]	18	6	11	1	6-11	285	54	5.3	75	26	2.9	210	3-29	239	25/	20/	0	3-47.7	4-40	1-1	20	2	1	1	0	0	2/2	-	2/2	31-14
3	9/21	at IND	[W]	19	9	7	3	5-9	325	49	6.6	114	19	6.0	211	1-5	216	29/	15/	2	3-45.0	6-37	0-0	21	3	2	1	0	0	3/3	-	0/0	18-25
4	9/28	vs. HOU	[W]	23	4	18	1	9-13	386	63	6.1	79	23	3.4	307	0-0	307	40/	29/	0	2-43.5	2-15	2-0	27	3	0	3	0	0	3/3	-	2/2	32-20
5	10/5	vs. PIT	[L]	28	6	18	4	7-15	415	70	5.9	129	26	5.0	286	3-23	309	41/	26/	1	4-49.8	10-129	0-0	26	3	0	3	0	0	2/2	0/1	2/2	33-23
6	10/12	at DEN	[W]	19	7	10	2	6-13	323	60	5.4	131	23	5.7	192	0-0	192	37/	21/	1	4-48.0	4-52	2-2	17	2	0	2	0	0	2/2	-	1/1	26-25
8	10/26	vs. CLE	[L]	15	6	9	0	3-12	327	52	6.3	91	24	3.8	236	1-10	246	27/	14/	0	5-41.4	1-15	1-0	23	2	1	1	0	0	2/2	-	3/3	24-55
9	11/2	at CIN	[L]	20	9	8	3	6-13	312	62	5.0	159	29	5.5	153	2-9	162	31/	21/	1	7-35.4	5-39	1-1	21	3	1	2	0	0	3/3	-	0/0	30-19
10	11/9	at DET	[W]	13	5	7	1	4-13	256	52	4.9	103	27	3.8	153	7-45	198	18/	11/	1	4-45.3	6-46	1-0	14	2	1	1	0	0	2/2	-	0/1	29-01
11	11/16	vs. TEN	[L]	13	4	8	1	1-12	344	57	6.0	114	33	3.5	230	1-0	230	23/	13/	1	8-43.0	10-63	0-0	24	3	0	3	0	0	3/3	-	1/1	27-33
12	11/23	vs. MIN	[L]	15	9	5	1	4-13	226	57	4.0	122	34	3.6	104	3-16	120	20/	12/	1	3-46.3	5-49	0-0	30	3	2	0	1	0	3/3	-	3/3	30-29
13	12/1	at HOU	[L]	18	8	8	2	1-8	326	51	6.4	126	26	4.8	200	0-0	200	25/	14/	1	3-36.0	5-30	1-0	30	3	2	1	0	0	3/3	-	3/3	26-57
14	12/7	at CHI	[L]	16	5	10	1	5-15	296	61	4.9	86	26	3.3	210	1-9	219	34/	20/	1	6-44.5	1-5	3-0	23	2	0	2	0	0	2/2	-	3/3	27-57
15	12/14	vs. GB	[W]	18	4	13	1	10-16	398	63	5.4	84	28	3.0	254	3-24	278	32/	20/	1	2-43.5	3-30	1-0	16	1	0	1	0	0	1/1	-	3/3	32-03
16	12/18	vs. IND	[L]	20	1	17	2	6-10	336	52	7.6	32	18	1.8	364	0-0	364	34/	29/	0	2-41.0	6-50	0-0	31	4	0	3	1	0	4/4	-	1/2	28-07
17	12/28	at BAL	[L]	20	8	11	1	5-14	431	62	7.0	127	34	3.7	304	3-18	322	25/	18/	0	4-38.3	7-55	1-0	27	3	3	0	0	0	3/3	-	2/3	32-02
Totals	5-11	289	98	166	25	82-200	25	82-200	5,295	922	5.7	1,709	428	4.0	3,586	29-191	3,777	465/	297/	13	67-43.0	80-691	15-4	367	41	14	25	2	0	40/40	0/1	27/30	28-38

JACKSONVILLE JAGUARS 2007 OFFENSE GAME-BY-GAME

Wk.	Date	Opp	FIRST DOWNS			TOT. OFFENSE			RUSHING			PASSING			PUNTS			FUM.			2PT	FGs	T.O.P.									
			Tot	Run	Pass	Pen	Yards	Plays	Avg.	Yards	Att.	Net	Sacks	Gross	Att./Cmp./Int.	Yards	Lost	Pts.	TD	Rn				Ps	Rt	Sfty	PAT					
1	9/9	vs. TEN	[L]	13	5	6	2	5-12	272	50	5.4	75	17	4.4	197	3-7	204	30/17/0	5-42.2	4-45	1-1	10	1	0	0	1/1	-	1/1	23:05			
2	9/16	vs. ATL	[W]	17	5	12	0	5-14	364	63	5.8	113	34	3.3	251	4-21	272	25/17/0	4-33.5	11-91	1-0	13	1	0	1	0	1/1	-	2/2	34:15		
3	9/23	at DEN	[W]	21	11	9	1	8-16	326	70	4.7	186	47	4.0	140	3-14	154	20/14/0	2-40.0	3-14	2-2	23	2	1	1	0	0	2/2	-	3/3	38:42	
5	10/7	at KC	[W]	20	7	12	1	8-15	357	66	5.4	156	35	4.5	201	4-17	218	27/20/0	4-45.0	5-30	0-0	17	2	1	1	0	0	2/2	-	1/2	36:43	
6	10/14	vs. HOU	[W]	25	9	13	3	5-10	457	61	7.5	244	26	9.4	213	1-8	221	34/22/0	0-0-0	3-28	3-3	37	5	2	2	1	0	4/5	-	1/2	29:20	
7	10/22	vs. IND	[L]	18	9	8	1	5-13	226	66	3.4	117	27	4.3	109	3-19	128	36/17/2	1-47.0	2-20	2-1	7	1	1	0	0	1/1	-	0/0	25:53		
8	10/28	at TB	[W]	12	6	6	0	4-16	219	62	3.5	133	44	3.0	86	2-14	100	16/7/0	8-45.5	5-45	1-0	24	3	1	1	1	0	3/3	-	1/1	32:05	
9	11/4	at NO	[L]	18	4	13	1	6-13	432	58	7.4	88	23	3.8	344	2-10	354	33/20/3	5-38.6	4-38	0-0	24	3	0	2	1	0	3/3	-	1/1	26:06	
10	11/11	at TEN	[W]	19	10	7	2	6-16	262	68	3.9	166	44	3.8	96	1-5	101	23/13/0	5-43.0	4-35	1-1	28	4	3	1	0	0	4/4	-	0/0	34:23	
11	11/18	vs. SD	[W]	18	8	9	1	5-14	311	61	5.1	122	37	3.3	189	0-0	189	24/15/0	5-40.6	5-42	0-0	24	3	1	2	0	0	3/3	-	1/1	32:57	
12	11/25	vs. BUF	[W]	21	6	14	1	9-16	416	64	6.5	124	26	4.8	292	1-4	296	37/23/0	1-51.0	1-5	1-1	36	3	2	1	0	0	3/3	-	5/5	29:15	
13	12/2	at IND	[L]	27	12	14	1	6-10	411	63	6.5	168	31	5.4	243	3-14	257	29/24/1	0-0-0	8-64	1-1	25	3	1	2	0	0	2/2	1/1	1/2	35:45	
14	12/9	vs. CAR	[W]	24	8	14	2	9-17	427	75	5.7	178	38	4.7	249	0-0	249	37/21/0	1-26.0	6-40	2-1	37	4	1	2	1	0	4/4	-	3/3	38:58	
15	12/16	at PIT	[W]	25	13	11	1	5-14	421	75	5.6	224	42	5.3	197	0-0	197	33/17/1	5-29.0	1-10	0-0	29	4	1	3	0	0	2/3	0/1	1/1	37:39	
16	12/23	vs. OAK	[W]	26	9	13	4	7-11	437	56	7.8	201	28	7.2	236	2-17	253	26/16/1	4-50.3	6-42	2-1	49	7	3	4	0	0	7/7	-	0/0	27:12	
17	12/30	at HOU	[L]	24	5	19	0	7-12	381	64	6.0	96	23	4.2	285	2-17	302	39/25/0	4-49.8	8-45	1-1	28	4	0	4	0	0	4/4	-	0/0	31:47	
Totals				11-5	328	127	180	21	100-219	5,719	1,022	5.6	2,391	522	4.6	3,328	31-167	3,495	469/288/8	54-41.6	76-594	18-13	411	50	18	28	4	0	46/48	1/2	21/24	32:08
WC 1/5 at PIT			[W]	14	8	5	1	4-11	239	54	4.4	135	29	4.7	104	4-36	140	21/9/2	4-50.0	6-40	0-0	31	4	2	1	1	0	4/4	-	1/2	27:01	
DIV 1/12 at NE			[L]	22	4	15	3	4-10	350	56	6.3	80	22	3.6	270	1-8	278	33/22/1	1-50.0	5-42	2-1	20	2	0	2	0	0	2/2	-	2/2	27:18	

JACKSONVILLE JAGUARS 2007 DEFENSE GAME-BY-GAME

Wk.	Date	Opp	FIRST DOWNS			TOT. OFFENSE			RUSHING			PASSING			PUNTS			FUM.			2PT	FGs	T.O.P.									
			Tot	Run	Pass	Pen	Yards	Plays	Avg.	Yards	Att.	Net	Sacks	Gross	Att./Cmp./Int.	Yards	Lost	Pts.	TD	Rn				Ps	Rt	Sfty	PAT					
1	9/9	vs. TEN	[L]	22	15	5	2	6-12	350	69	5.1	282	49	5.8	68	2-10	78	18/11/1	3-30.0	4-29	3-1	13	1	1	0	0	0	1/1	-	2/2	36:55	
2	9/16	vs. ATL	[W]	13	3	9	1	7-14	248	52	4.8	82	25	3.3	166	7-34	200	20/12/0	5-39.2	5-44	0-0	7	1	1	0	0	0	1/1	-	0/2	25:45	
3	9/23	at DEN	[W]	11	2	9	0	4-8	265	42	6.3	47	18	2.6	218	1-4	222	23/16/1	2-63.0	6-36	2-2	14	2	1	1	0	0	2/2	-	0/0	21:18	
5	10/7	at KC	[W]	14	0	14	0	4-14	271	56	4.8	10	10	1.0	261	3-18	279	43/25/1	7-46.0	3-25	1-0	7	1	0	1	0	0	1/1	-	0/1	23:17	
6	10/14	vs. HOU	[W]	23	5	18	0	2-10	390	69	5.7	61	24	2.5	329	2-12	341	43/30/1	2-44.5	8-58	2-2	17	1	0	1	0	0	0/0	1/1	3/3	30:40	
7	10/22	vs. IND	[L]	24	12	10	2	7-14	384	72	5.3	141	33	4.3	243	2-16	259	37/23/1	3-40.3	4-27	1-0	29	3	2	1	0	1	3/3	-	2/2	34:07	
8	10/28	at TB	[W]	18	5	12	1	4-14	385	64	6.0	136	21	6.5	249	2-18	267	41/19/3	6-44.5	7-74	0-0	23	2	1	1	0	0	2/2	-	3/3	27:55	
9	11/4	at NO	[L]	32	6	25	1	4-10	538	75	7.2	103	25	4.1	435	1-10	445	49/35/0	3-44.3	2-20	2-1	41	5	1	3	1	0	5/5	-	2/4	33:54	
10	11/11	at TEN	[W]	17	2	14	1	4-15	292	64	4.6	62	19	3.3	230	4-27	257	41/24/2	5-44.0	9-56	2-1	13	1	0	1	0	0	1/1	-	2/2	25:37	
11	11/18	vs. SD	[W]	18	6	11	1	4-12	388	60	6.5	79	20	4.0	309	0-0	309	40/22/2	4-44.8	4-31	0-0	17	2	1	1	0	0	2/2	-	1/1	27:03	
12	11/25	vs. BUF	[W]	20	5	14	1	9-16	297	65	4.6	94	24	3.9	203	1-8	211	40/27/2	4-37.8	5-29	1-1	14	2	1	1	0	0	2/2	-	0/0	30:45	
13	12/2	at IND	[L]	19	4	14	1	10-13	342	55	6.2	63	25	2.5	279	1-9	288	29/20/1	2-38.0	2-15	0-0	28	4	0	4	0	0	4/4	-	0/0	24:15	
14	12/9	vs. CAR	[W]	10	3	6	1	2-12	149	54	2.8	50	15	3.3	99	1-6	105	38/16/1	5-48.4	5-50	1-1	6	0	0	0	0	0/0	-	2/2	21:02		
15	12/16	at PIT	[W]	13	7	6	0	5-13	217	55	3.9	111	17	6.5	106	5-40	146	33/16/0	7-40.9	4-34	2-0	22	3	0	3	0	0	2/2	1/1	0/0	22:21	
16	12/23	vs. OAK	[W]	13	7	6	0	3-15	215	65	3.3	110	30	3.7	105	4-24	129	31/13/3	6-49.5	11-88	3-1	11	1	0	1	0	0	0/0	1/1	1/1	32:48	
17	12/30	at HOU	[L]	19	10	8	1	5-9	290	53	5.5	170	34	5.0	120	1-8	128	18/11/1	2-36.5	3-20	0-0	42	6	3	1	2	0	6/6	-	0/0	28:13	
Totals				11-5	286	92	181	13	80-201	5,021	970	5.2	1,605	390	4.1	3,416	37-244	3,660	543/319/20	66-43.5	82-636	20-10	304	35	12	20	3	1	32/32	3/3	18/23	27:52
WC 1/5 at PIT			[W]	24	5	17	2	7-14	340	74	4.6	43	26	1.7	297	6-40	337	42/29/3	4-44.3	5-50	1-1	29	4	2	2	0	0	2/2	0/2	1/1	32:59	
DIV 1/12 at NE			[L]	24	11	12	1	6-10	403	58	6.9	145	29	5.0	258	1-4	262	28/26/0	1-30.0	6-74	0-0	31	4	1	3	0	0	4/4	-	1/2	32:42	

JACKSONVILLE JAGUARS 2006 OFFENSE GAME-BY-GAME

Wk.	Date	Opp	FIRST DOWNS			3 RD			TOT. OFFENSE		RUSHING			PASSING			PUNTS			PEN.			FUM.			Tot.							
			Tot	Run	Pass	Pen	DOWN	Yards	Plays	Avg.	Yards	Att.	Avg.	Net	Sacks	Gross	Att./	Cmp./	Int.	Avg.	Yards	Lost	Pts.	TD	Rn	Ps	Rt	Sfty	PAT	2PT	FGs	T.O.P.	
1	9/10 vs. DAL	[W]	22	6	14	2	5-13	307	67	4.6	78	32	2.4	229	1-8	237	34/	23/	1	6-44.0	2-41	1-0	24	3	2	1	0	0	3/3	-	1/2	34-12	
2	9/18 vs. PIT	[W]	17	3	13	1	6-18	362	70	5.2	110	30	3.7	252	1-8	260	39/	26/	1	6-41.8	10-86	1-0	9	0	0	0	0	0	0/0	-	3/3	37-25	
3	9/24 at IND	[L]	20	12	7	1	9-16	297	69	4.3	191	40	4.8	106	1-1	107	28/	16/	2	4-46.5	4-38	0-0	14	2	1	1	0	0	2/2	-	0/2	39-24	
4	10/1 at WAS	[L]	12	2	10	0	2-13	307	54	5.7	32	16	2.2	275	4-15	290	34/	20/	1	5-49.2	4-35	1-1	30	3	0	3	0	0	3/3	-	3/3	25-17	
5	10/8 vs. NYJ	[W]	19	8	9	2	6-13	312	60	5.2	181	39	4.6	131	1-9	140	20/	9/	0	4-38.5	9-62	0-0	41	5	3	2	0	0	5/5	-	2/2	32-02	
7	10/22 at HOU	[L]	14	7	5	2	3-12	220	54	4.1	102	25	4.1	118	1-7	125	28/	14/	0	7-42.1	7-35	2-2	7	1	1	0	0	1/1	-	0/0	26-30		
8	10/29 at PHI	[W]	16	13	3	0	4-14	285	64	4.5	209	46	4.5	76	1-11	87	17/	10/	0	5-39.8	5-44	2-1	13	1	1	0	0	1/1	-	2/2	36-51		
9	11/5 vs. TEN	[W]	17	8	8	1	5-13	342	54	6.3	173	30	5.8	169	2-8	177	22/	12/	0	5-41.0	4-20	0-0	37	4	0	3	1	0	4/4	-	3/3	30-11	
10	11/12 vs. HOU	[L]	16	6	9	1	5-10	322	55	5.9	118	19	6.2	204	2-10	214	34/	15/	4	4-36.5	9-65	1-0	10	1	1	0	0	1/1	-	1/1	22-27		
11	11/20 vs. NYG	[W]	21	8	13	0	9-18	414	75	5.5	165	43	3.8	249	0-0	249	32/	19/	0	4-36.8	9-65	2-1	26	2	2	0	0	2/2	-	4/4	40-19		
12	11/26 at BUF	[L]	19	11	7	1	1-11	323	60	5.4	207	35	5.9	116	3-16	132	22/	16/	0	6-38.7	10-108	2-1	24	3	1	2	0	0	3/3	-	1/2	32-10	
13	12/3 at MIA	[W]	18	8	10	0	7-12	353	57	6.2	150	31	4.8	203	4-26	229	22/	16/	0	3-38.3	7-60	1-1	24	3	1	2	0	0	3/3	-	1/1	36-56	
14	12/10 vs. IND	[W]	23	16	4	3	2-9	447	57	7.8	375	42	8.9	72	1-7	79	14/	8/	1	1-20.0	3-31	0-0	44	5	4	0	1	0	5/5	-	3/4	31-37	
15	12/17 at TEN	[L]	23	9	13	1	10-19	396	82	4.8	193	41	4.7	203	4-30	233	37/	22/	3	2-37.5	2-25	1-1	17	2	1	1	0	0	2/2	-	1/1	44-22	
16	12/24 vs. NE	[L]	12	3	8	1	5-12	339	46	7.4	144	22	6.5	195	1-0	195	23/	17/	0	5-38.8	7-60	2-1	21	3	2	1	0	0	3/3	-	0/1	22-47	
17	12/31 at KC	[L]	24	7	14	3	6-14	397	65	6.1	113	22	5.1	284	3-22	306	40/	23/	1	6-31.8	5-35	0-0	30	4	3	1	0	0	3/3	0-1	1/1	29-22	
Totals			8-8	293	127	147	19	85-217	5,423	989	5.5	2,541	513	5.0	2,882	30-178	3,060	446/	266/	14	73-40.0	97-806	16-9	371	42	23	17	2	0	41/41	0-1	26/32	32-11

JACKSONVILLE JAGUARS 2006 DEFENSE GAME-BY-GAME

Wk.	Date	Opp	FIRST DOWNS			3 RD			TOT. OFFENSE		RUSHING			PASSING			PUNTS			PEN.			FUM.			Tot.							
			Tot	Run	Pass	Pen	DOWN	Yards	Plays	Avg.	Yards	Att.	Avg.	Net	Sacks	Gross	Att./	Cmp./	Int.	Avg.	Yards	Lost	Pts.	TD	Rn	Ps	Rt	Sfty	PAT	2PT	FGs	T.O.P.	
1	9/10 vs. DAL	[W]	14	4	9	1	6/15	323	57	5.7	88	22	4.0	235	2-11	246	33/	16/	3	5-53.2	9-93	0-0	17	2	1	1	0	0	2/2	-	1/2	25-48	
2	9/18 vs. PIT	[W]	9	0	7	2	3/13	153	48	3.2	26	14	1.9	127	2-14	141	32/	17/	2	8-44.8	3-25	1-0	0	0	0	0	0	0	0/0	-	0/0	22-35	
3	9/24 at IND	[L]	14	4	10	0	6/13	272	53	5.1	63	20	3.2	209	2-10	219	31/	14/	0	7-43.3	4-35	0-0	21	3	1	1	1	0	3/3	-	0/0	20-36	
4	10/1 at WAS	[L]	22	11	11	0	7/14	481	70	6.9	152	40	3.8	329	0-0	329	30/	18/	1	5-30.8	4-40	1-1	36	4	1	3	0	0	3/3	-	3/3	36-32	
5	10/8 vs. NYJ	[W]	11	6	3	2	3/14	177	58	3.1	132	34	3.9	45	6-26	71	18/	10/	3	6-40.8	6-59	1-1	0	0	0	0	0	0/0	-	0/0	27-58		
7	10/22 at HOU	[L]	21	10	10	1	5/14	349	69	5.1	131	34	3.9	218	1-6	224	34/	25/	0	5-43.4	3-17	0-0	27	3	1	2	0	0	3/3	-	2/3	33-30	
8	10/29 at PHI	[W]	14	4	9	1	4/14	227	58	3.9	85	20	4.3	142	4-19	161	34/	18/	0	7-44.0	8-50	0-0	6	0	0	0	0	0/0	-	2/2	23-09		
9	11/5 vs. TEN	[W]	14	5	8	1	5/18	262	69	3.8	108	32	3.4	154	1-9	163	36/	15/	3	7-46.7	4-20	1-0	7	1	0	1	0	0	1/1	-	0/0	29-49	
10	11/12 vs. HOU	[L]	21	9	9	3	8/19	306	80	3.8	148	42	3.5	158	3-18	176	35/	17/	0	5-34.2	6-51	1-0	13	1	1	0	0	1/1	-	2/4	37-33		
11	11/20 vs. NYG	[W]	13	3	8	2	4/13	247	56	4.4	25	14	1.8	222	1-8	230	41/	19/	2	6-40.2	5-35	1-1	10	1	0	1	0	0	1/1	-	1/1	19-41	
12	11/26 at BUF	[L]	13	3	8	2	3/10	241	51	4.7	72	23	3.1	169	0-0	169	28/	21/	1	6-44.2	4-55	3-0	27	3	2	0	1	0	3/3	-	2/2	27-50	
13	12/3 at MIA	[W]	20	7	12	1	7/14	309	65	4.8	68	19	3.6	241	4-26	267	42/	27/	2	3-41.0	1-10	0-0	10	1	0	1	0	0	1/1	-	1/2	29-04	
14	12/10 vs. IND	[W]	23	6	15	2	7/16	339	72	4.7	34	20	1.7	305	2-8	313	50/	25/	1	6-32.3	7-71	0-0	17	2	2	0	0	2/2	-	1/1	28-23		
15	12/17 at TEN	[L]	5	2	3	0	0/8	98	34	2.9	41	16	2.6	57	3-28	85	15/	8/	0	5-43.8	4-40	1-0	24	3	0	0	3	0	3/3	-	1/2	15-38	
16	12/24 vs. NE	[L]	22	10	10	2	8/16	359	70	5.1	117	30	3.9	242	1-7	249	39/	28/	0	5-35.0	7-51	0-0	24	3	2	1	0	0	3/3	-	1/2	37-13	
17	12/31 at KC	[L]	23	10	11	2	7/16	395	68	5.8	170	40	4.3	225	3-10	235	25/	16/	2	4-39.5	5-32	2-1	35	5	3	1	1	0	5/5	-	0/0	30-38	
Totals			8-8	259	94	143	22	83-227	4,538	978	4.6	1,460	420	3.5	3,078	35-200	3,278	523/	294/	20	90-41.4	80-684	12-4	274	32	14	12	6	0	31/31	0-1	17/24	27-49

JACKSONVILLE JAGUARS 2005 OFFENSE GAME-BY-GAME

Wk.	Date	Opp	FIRST DOWNS			TOT. OFFENSE			RUSHING			PASSING			PUNTS			FUM.			Tot.	T.O.P.										
			Tot	Run	Pass	Pen	Down	Yards	Plays	Avg.	Yards	Att.	Avg.	Sacks	Gross	Att./	Cmp./	Int.	Avg.	Yards			Pen.	Lost	Pts.	TD	Rn	Ps	Rt	Sfty	PAT	2PT
1	9/11 vs. SEA	[W]	18	4	13	1	4-13	362	66	5.5	119	31	3.8	243	3-15	258	32/	18/	0	4-44.0	6-31	1-0	26	2	0	2	0	0	2/2	-	4/5	34:11
2	9/18 at IND	[L]	12	4	7	1	6-15	303	59	5.1	128	24	5.3	175	6-23	198	29/	16/	0	7-45.6	7-60	6-0	3	0	0	0	0	0/0	-	1/2	31:20	
3	9/25 at NYJ	[W]	16	8	7	1	10-20	308	73	4.2	139	47	3.0	169	2-8	177	24/	16/	1	6-50.0	9-85	3-2	26	3	1	2	0	0	2/2	-	2/2	40:31
4	10/2 vs. DEN	[L]	13	1	10	2	3-9	241	47	5.1	12	11	1.1	229	2-11	240	34/	20/	2	6-41.8	15-119	3-2	7	1	0	1	0	0	1/1	-	0/0	21:55
5	10/9 vs. CIN	[W]	19	8	7	4	2-11	342	61	5.6	181	37	4.9	161	0-0	161	24/	10/	0	5-39.8	10-98	1-1	23	2	0	2	0	0	2/2	-	3/3	29:25
6	10/16 at PIT	[W]	17	6	9	2	7-19	246	73	3.4	93	35	2.7	153	3-24	177	35/	19/	1	9-46.9	10-106	1-0	23	3	1	1	0	2/2	-	1/1	36:09	
8	10/30 at STL	[L]	16	6	10	0	6-14	427	61	7.0	221	28	7.9	206	2-7	213	31/	18/	1	3-25.7	4-25	1-0	21	3	1	2	0	0	3/3	-	0/2	31:22
9	11/6 vs. HOU	[W]	18	4	12	2	6-12	312	54	5.8	98	27	3.6	214	2-4	218	25/	19/	0	6-37.8	6-45	1-0	21	3	2	1	0	0	3/3	-	0/0	29:04
10	11/13 vs. BAL	[W]	20	8	10	2	5-14	338	66	5.1	133	35	3.8	205	1-6	211	30/	16/	0	5-40.6	5-42	0-0	30	3	1	1	0	0	3/3	-	3/3	34:29
11	11/20 at TEN	[W]	22	5	15	2	10-17	295	70	4.2	49	30	1.6	246	2-12	258	38/	22/	0	6-50.2	3-15	1-1	31	4	1	3	0	0	4/4	-	1/1	31:54
12	11/27 at AZ	[W]	19	8	9	2	8-15	295	61	4.8	162	33	4.9	133	0-0	133	28/	14/	0	4-39.0	11-81	0-0	24	3	2	0	1	0	3/3	-	1/2	31:41
13	12/4 at CLE	[W]	17	7	8	2	5-13	237	59	4.0	122	38	3.8	115	1-1	116	20/	11/	1	4-41.3	5-50	0-0	20	2	0	2	0	0	2/2	-	2/2	29:43
14	12/11 vs. IND	[L]	18	5	12	1	3-11	324	58	5.6	74	23	3.2	250	0-0	250	35/	26/	0	5-38.6	7-65	4-3	18	2	1	1	0	0	1/1	1/1	1/1	26:02
15	12/18 vs. SF	[W]	21	6	13	2	6-17	336	77	4.4	134	35	3.8	202	2-14	216	40/	21/	0	8-39.3	10-84	0-0	10	1	1	0	0	0	1/1	-	1/2	35:40
16	12/24 at HOU	[W]	30	11	14	5	5-11	448	67	6.7	172	33	5.2	276	3-16	292	31/	18/	0	2-49.0	6-50	2-0	38	5	4	1	0	0	5/5	-	1/2	32:18
17	1/1 vs. TEN	[W]	25	6	14	5	7-14	335	69	4.9	122	35	3.5	213	3-21	234	31/	19/	0	3-38.7	7-50	2-1	40	5	3	2	0	0	4/5	-	2/2	34:11
Totals	12-4	301	97	170	34	93-225	5,149	1,021	5.0	1,959	502	3.9	3,190	32-162	3,352	487/	283/	6	83-42.4	121-1006	27-11	361	42	18	21	3	0	38/39	1/1	23/30	31:33	
WC 1/7/05 at NE	[L]	15	1	14	0	1-12	292	62	4.7	87	17	5.1	205	6-42	247	39/	21/	1	5-41.8	8-40	2-1	3	0	0	0	0	0	0/0	-	1/2	29:34	

JACKSONVILLE JAGUARS 2005 DEFENSE GAME-BY-GAME

Wk.	Date	Opp	FIRST DOWNS			TOT. OFFENSE			RUSHING			PASSING			PUNTS			FUM.			Tot.	T.O.P.										
			Tot	Run	Pass	Pen	Down	Yards	Plays	Avg.	Yards	Att.	Avg.	Sacks	Gross	Att./	Cmp./	Int.	Avg.	Yards			Pen.	Lost	Pts.	TD	Rn	Ps	Rt	Sfty	PAT	2PT
1	9/11 vs. SEA	[W]	20	5	13	2	3-9	322	58	5.6	97	19	5.1	225	3-21	246	37/	21/	1	5-46.0	5-29	3-3	14	2	0	2	0	0	2/2	-	0/0	25:49
2	9/18 at IND	[L]	18	10	7	1	7-16	268	66	4.1	146	38	3.8	122	0-0	122	28/	13/	2	7-46.1	6-45	0-0	10	1	1	0	0	0	1/1	-	1/1	28:40
3	9/25 at NYJ	[W]	12	4	5	3	3-12	168	51	3.3	89	25	3.6	79	4-16	95	22/	11/	2	7-48.6	6-44	3-1	20	2	1	0	1	0	2/2	-	2/2	25:34
4	10/2 vs. DEN	[L]	24	9	12	3	5-15	306	73	4.2	188	44	4.3	118	3-18	136	26/	19/	0	4-48.5	5-30	0-0	20	2	0	2	0	0	2/2	-	2/4	38:05
5	10/9 vs. CIN	[W]	20	6	12	2	4-13	364	61	6.0	132	26	5.1	232	2-7	239	33/	22/	0	6-36.0	12-94	2-1	20	2	0	2	0	0	2/2	-	2/2	30:35
6	10/16 at PIT	[W]	16	3	7	6	1-12	218	60	3.6	73	30	2.4	145	2-9	154	28/	11/	3	6-31.7	7-80	2-1	17	2	0	1	1	0	2/2	-	1/2	27:27
8	10/30 at STL	[L]	15	7	7	1	4-12	386	56	6.9	200	33	6.1	186	2-14	200	21/	13/	3	5-40.8	9-59	0-0	24	3	0	2	1	0	3/3	-	1/1	28:38
9	11/6 vs. HOU	[W]	17	7	10	0	4-12	279	59	4.7	88	23	3.8	191	6-28	219	30/	22/	0	5-44.0	4-30	5-1	14	2	1	1	0	0	2/2	-	0/0	30:56
10	11/13 vs. BAL	[W]	8	2	5	1	4-14	163	54	3.0	53	17	3.1	110	4-32	142	33/	19/	3	7-44.6	9-86	0-0	3	0	0	0	0	0	0/0	-	1/1	25:31
11	11/20 at TEN	[W]	16	4	11	1	5-13	254	54	4.7	63	21	3.0	191	3-17	208	30/	20/	1	8-46.6	11-73	0-0	28	4	1	2	1	0	4/4	-	0/0	28:06
12	11/27 at AZ	[W]	23	2	16	5	3-11	368	65	5.7	67	16	4.2	301	3-14	315	46/	29/	1	4-40.0	11-105	1-1	17	2	0	2	0	0	2/2	-	1/2	28:19
13	12/4 at CLE	[W]	15	4	9	2	4-12	303	57	5.3	98	32	3.1	205	5-21	226	20/	13/	0	6-37.2	7-97	1-0	14	2	0	2	0	0	2/2	-	0/1	30:17
14	12/11 vs. IND	[L]	25	3	19	3	6-14	399	74	5.4	99	34	2.9	300	3-24	324	37/	24/	0	3-46.3	5-47	0-0	26	2	0	2	0	0	2/2	-	4/4	33:58
15	12/18 vs. SF	[W]	11	4	3	4	1-13	217	51	4.3	110	25	4.4	107	2-16	123	24/	8/	1	8-41.9	8-56	1-0	9	0	0	0	0	0	0/0	-	3/3	24:20
16	12/24 at HOU	[W]	18	4	13	1	7-13	370	62	6.0	107	29	3.7	263	4-32	295	29/	19/	1	2-32.0	7-40	1-0	20	2	0	2	0	0	2/2	-	2/4	27:42
17	1/1 vs. TEN	[W]	15	5	9	1	6-14	270	62	4.4	99	22	4.5	171	1-8	179	39/	21/	1	5-48.0	18-140	2-1	13	2	0	2	0	0	1/2	-	0/0	25:49
Totals	12-4	273	79	158	36	67-205	4,655	963	4.8	1,709	434	3.9	2,946	47-277	3,223	482/	285/	19	88-42.8	130-1055	21-9	269	30	4	22	4	0	29/30	-	20/27	28:27	
WC 1/7/05 at NE	[L]	17	6	10	1	7-14	307	59	5.2	118	28	4.2	189	4-12	201	27/	15/	0	5-39.2	4-32	4-0	28	4	0	3	1	0	4/4	-	0/0	30:26	

JACKSONVILLE JAGUARS 2004 OFFENSE GAME-BY-GAME

Wk.	Date	Opp	FIRST DOWNS			3 RD			TOT. OFFENSE			RUSHING			PASSING			PUNTS			PEN.			FUM.			Tot.						
			Tot	Run	Pass	Pen	Down	Yards	Plays	Avg.	Yards	Att.	Avg.	Net	Sacks	Gross	Att./	Cmp./	Int.	Avg.	Yards	Lost	Pts.	TD	Rn	Ps		Rt	Sfty	PAT	2PT	FGs	T.O.P.
1	9/12	at BUF	[W]	14	4	8	2	2-13	225	61	3.7	83	23	3.6	142	2-5	147	36/	18/	2	6-47.0	9-50	0-0	13	1	0	1	0	0	1-1	-	2-2	26:07
2	9/19	vs DEN	[W]	8	2	4	2	1-10	176	40	4.4	67	22	3.0	109	2-11	120	16/	8/	0	9-44.1	10-85	1-0	7	1	0	1	0	0	1-1	-	0-0	22:52
3	9/26	at TEN	[W]	15	7	6	2	3-11	253	51	5.0	136	29	4.7	117	2-7	124	20/	14/	0	7-39.0	9-87	3-0	15	2	1	1	0	0	1-1	1-1	0-0	28:46
4	10/3	vs IND	[L]	23	5	16	2	8-15	408	73	5.6	97	31	3.1	311	1-7	318	41/	29/	0	1-33.0	5-28	2-1	17	1	0	1	0	0	--	-	1-1	3-4
5	10/10	at SD	[L]	28	6	19	3	7-14	429	75	5.7	80	18	4.4	349	3-8	357	54/	36/	2	3-38.7	5-33	1-1	21	3	2	1	0	0	3-3	-	0-0	30:02
6	10/17	vs KC	[W]	19	4	14	1	6-13	378	63	6.0	101	23	4.4	277	4-21	298	36/	24/	0	5-46.0	5-46	0-0	22	3	1	2	0	0	2-2	1-1	0-1	30:00
7	10/24	at IND	[W]	20	5	15	0	5-11	414	60	6.9	128	27	4.7	286	3-14	300	30/	23/	1	1-36.0	6-48	2-1	27	2	0	2	0	0	1-1	1-1	4-4	34:34
8	10/31	at HOU	[L]	14	3	10	1	4-12	287	55	5.2	39	12	3.3	248	1-7	255	42/	27/	2	4-47.0	11-80	1-0	6	0	0	0	0	0	--	-	2-3	24:54
10	11/14	vs DET	ot	[W]	22	10	11	12-22	415	89	4.7	239	50	4.8	176	3-22	198	36/	19/	0	8-39.6	10-99	0-0	23	3	1	2	0	0	2-2	-	1-1	41:44
11	11/21	vs TEN	[L]	18	9	8	1	3-13	274	61	4.5	151	32	4.7	123	2-6	129	27/	13/	1	6-40.8	3-22	1-1	15	1	1	0	0	1	1-1	-	2-3	31:32
12	11/28	at MIN	[L]	18	7	10	1	7-15	379	63	6.0	154	27	5.7	225	2-10	235	34/	19/	0	2-54.0	6-45	3-2	16	1	0	1	0	0	1-1	-	3-3	31:17
13	12/5	vs PIT	[L]	20	5	11	4	6-14	359	63	5.7	100	34	2.9	259	2-9	268	27/	16/	0	3-47.7	3-25	1-0	16	1	0	1	0	0	1-1	-	3-5	34:37
14	12/12	vs CH	[W]	22	5	13	4	4-15	332	73	4.5	90	28	3.2	242	0-0	242	45/	25/	1	8-42.6	8-75	1-0	22	2	0	2	0	1	2-2	-	2-2	35:43
15	12/19	at GB	[W]	19	8	6	5	3-11	312	57	5.5	197	36	5.5	115	1-6	121	20/	9/	0	7-36.6	7-85	3-2	28	4	2	2	0	0	4-4	-	0-0	30:42
16	12/26	vs HOU	[L]	6	4	2	0	1-10	126	44	2.9	95	20	4.8	31	3-23	54	21/	10/	1	7-45.3	5-45	3-2	0	0	0	0	0	0	0-0	-	0-1	21:02
17	1/2	at OAK	[W]	13	4	8	1	8-1	242	63	3.8	93	34	2.7	149	1-0	149	28/	15/	1	7-43.6	7-87	1-1	13	1	1	0	0	0	1-1	-	2-2	30:53
Totals	9-7	279	88	161	30	80-217	5,009	991	5.1	1,850	446	4.2	3,159	32-156	3,315	513/	305/	11	84-42.8	109-940	23-11	261	26	9	17	0	2	21-21	4-4	24-31	30:28		

JACKSONVILLE JAGUARS 2004 DEFENSE GAME-BY-GAME

Wk.	Date	Opp	FIRST DOWNS			3 RD			TOT. OFFENSE			RUSHING			PASSING			PUNTS			PEN.			FUM.			Tot.						
			Tot	Run	Pass	Pen	Down	Yards	Plays	Avg.	Yards	Att.	Avg.	Net	Sacks	Gross	Att./	Cmp./	Int.	Avg.	Yards	Lost	Pts.	TD	Rn	Ps		Rt	Sfty	PAT	2PT	FGs	T.O.P.
1	9/12	at BUF	[W]	16	5	10	1	7-14	242	63	3.8	95	36	2.6	147	1-6	153	26/	17/	0	5-44.6	7-78	3-2	10	1	0	1	0	0	1-1	-	1-2	33:53
2	9/19	vs DEN	[W]	20	4	13	3	6-17	356	74	4.8	106	35	3.0	250	0-0	250	39/	23/	0	7-41.4	7-57	3-1	6	0	0	0	0	0	0-0	-	2-3	37:08
3	9/26	at TEN	[W]	13	5	7	1	6-13	249	56	4.4	119	26	4.6	130	3-13	143	27/	16/	1	4-52.3	6-56	2-0	12	1	1	0	0	0	0-1	2-2	31:14	
4	10/3	vs IND	[L]	23	7	14	2	3-8	337	56	6.0	117	27	4.3	220	0-0	220	29/	20/	1	3-48.0	3-26	0-0	24	3	1	2	0	0	3-3	-	1-1	24:27
5	10/10	at SD	[L]	18	8	10	0	9-15	386	62	6.2	176	35	5.0	210	1-1	211	26/	17/	0	4-41.5	4-44	0-0	34	4	2	2	0	0	4-4	-	2-2	29:58
6	10/17	vs KC	[W]	19	3	15	1	6-13	350	60	5.8	77	21	3.7	273	6-42	315	33/	23/	1	5-42.4	5-30	3-0	16	2	0	2	0	0	1-2	-	1-2	30:00
7	10/24	at IND	[W]	23	5	17	1	6-10	446	59	7.6	87	18	4.8	359	1-9	368	40/	27/	0	3-48.0	12-62	2-2	24	3	0	3	0	0	3-3	-	1-1	25:26
8	10/31	at HOU	[L]	24	6	15	3	4-13	369	67	5.5	93	32	2.9	276	0-0	276	35/	26/	0	4-38.8	8-75	2-2	20	2	0	1	1	0	2-2	-	2-2	35:06
10	11/14	vs DET	ot	[W]	10	4	3	2-14	190	54	3.5	81	19	4.3	109	2-12	121	33/	11/	1	6-44.2	8-45	0-0	17	2	0	0	2	0	2-2	-	1-2	23:44
11	11/21	vs TEN	[L]	14	4	10	0	4-13	295	60	4.9	103	27	3.8	192	3-17	209	30/	18/	2	5-43.2	4-49	1-0	18	2	1	1	0	0	1-1	1-1	1-1	28:28
12	11/28	at MIN	[L]	27	7	14	3	6-10	330	61	5.4	112	30	3.7	218	4-17	235	27/	19/	1	2-49.0	4-35	1-1	27	3	1	1	1	0	3-3	-	2-2	28:43
13	12/5	vs PIT	[L]	15	5	9	1	5-10	316	45	7.0	120	25	4.8	196	3-25	221	17/	14/	0	5-46.4	11-82	2-0	17	2	0	2	0	0	2-2	-	1-1	25:23
14	12/12	vs CH	[W]	10	0	9	1	2-12	210	52	4.0	31	14	2.2	179	5-33	212	33/	17/	1	7-48.3	13-104	2-1	3	0	0	0	0	0	0-0	-	1-2	24:17
15	12/19	at GB	[W]	26	2	21	3	6-11	444	67	6.6	94	21	4.5	350	2-17	367	44/	30/	3	3-38.0	12-101	4-2	25	3	0	2	1	0	2-2	1-1	1-2	29:18
16	12/26	vs HOU	[L]	19	11	8	0	7-15	333	67	5.0	219	44	4.9	114	4-17	131	19/	13/	2	5-44.2	6-50	2-0	21	3	1	1	1	0	3-3	-	0-1	38:58
17	1/2	at OAK	[W]	16	7	6	3	5-17	281	69	4.1	147	28	5.3	134	2-8	142	39/	15/	3	6-39.7	8-72	3-1	6	0	0	0	0	0	0-0	-	2-2	29:07
Totals	9-7	290	83	181	26	84-205	5,134	972	5.3	1,777	438	4.1	3,357	37-217	3,574	497/	306/	16	74-44.1	118-966	30-12	280	31	7	18	6	0	27-28	2-3	21-28	29:32		

JACKSONVILLE JAGUARS 2003 OFFENSE GAME-BY-GAME

Wk.	Date	Opp	FIRST DOWNS			3 RD	TOT. OFFENSE			RUSHING			PASSING			PUNTS			FUM.			Tot.												
			Tot	Run	Pass		Pen	DOWN	Yards	Plays	Avg.	Yards	Att.	Avg.	Net	Sacks	Gross	Att./	Cmp./	Int.	Avg.		Yards	Lost	Pts.	TD	Rn	Ps	Rt	Sfty	PAT	2PT	Fgs	T.O.P.
1	9/7	at CAR	[L]	17	4	11	2	4-13	331	59	5.6	75	28	2.7	256	4-16	272	27/	23/	0	8-40.9	8-82	1-1	23	3	1	2	0	0	2-2	0-1	1-2	33:23	
2	9/14	vs. BUF	[L]	20	7	12	1	4-14	287	65	4.4	95	22	4.3	192	3-22	214	40/	26/	0	4-44.3	8-97	0-0	17	2	1	1	0	0	2-2	-	1-2	28:50	
3	9/21	at IND	[L]	15	7	7	1	5-15	266	55	4.8	152	25	6.1	114	2-8	122	28/	16/	0	4-38.8	7-38	2-1	13	1	0	1	0	0	1-1	-	2-4	23:48	
4	9/28	at HOU	[L]	15	4	9	2	2-11	342	59	5.8	79	22	3.6	263	0-0	263	37/	18/	3	4-43.5	9-48	3-2	20	2	1	1	0	0	2-2	-	2-2	24:46	
5	10/5	vs. SD	[W]	21	7	14	0	6-14	436	68	6.4	123	37	3.3	313	3-23	336	28/	19/	0	4-42.0	8-89	2-1	27	3	1	2	0	0	3-3	-	2-2	33:13	
6	10/12	vs. MIA	[L]	22	7	11	4	8-17	332	76	4.4	88	30	2.9	244	4-12	256	42/	24/	3	1-42.0	7-50	5-2	10	1	1	0	0	0	1-1	-	1-2	32:54	
8	10/26	vs. TEN	[L]	15	3	12	0	5-10	293	52	5.6	54	11	4.9	239	2-5	244	39/	24/	2	3-47.0	5-45	1-1	17	2	0	2	0	0	2-2	-	1-1	20:46	
9	11/2	at BAL	[L]	20	6	13	1	3-14	320	71	4.5	134	33	4.1	186	4-22	208	34/	22/	1	7-44.1	7-52	4-2	17	2	0	1	1	0	2-2	-	1-1	34:53	
10	11/9	vs. IND	[W]	20	10	8	2	9-14	353	62	5.7	174	38	4.6	174	0-0	174	24/	12/	1	4-36.0	7-47	1-1	28	4	3	1	0	0	4-4	-	0-0	31:39	
11	11/16	at TEN	[L]	16	8	8	0	2-13	271	62	4.4	126	30	4.2	145	1-6	151	31/	15/	2	6-41.3	3-15	1-0	3	0	0	0	0	0	0-0	-	1-2	30:28	
12	11/23	at NYJ	[L]	20	9	9	2	4-14	330	71	4.6	158	37	4.3	172	1-0	172	33/	17/	1	4-38.3	3-37	1-1	10	1	1	0	0	0	1-1	-	1-2	32:30	
13	11/30	vs. TB	[W]	21	8	11	2	4-12	359	69	5.2	135	35	3.9	224	0-0	224	34/	20/	0	3-43.3	5-48	2-1	17	2	0	2	0	0	2-2	-	1-3	31:30	
14	12/7	vs. HOU	[W]	23	11	8	4	7-17	390	70	5.6	208	40	5.2	182	1-12	194	29/	18/	0	6-41.0	7-70	1-0	27	3	2	1	0	0	3-3	-	2-3	35:46	
15	12/14	at NE	[L]	17	5	12	0	6-14	354	61	5.8	72	20	3.6	282	1-6	288	40/	21/	2	5-43.2	8-60	2-0	13	1	0	1	0	0	1-1	-	2-3	32:41	
16	12/21	vs. NO	[W]	22	11	8	3	6-13	374	63	5.9	243	45	5.4	131	1-0	131	17/	9/	2	2-34.5	7-69	0-0	20	2	1	1	0	0	2-2	-	2-3	32:03	
17	12/28	at ATL	[L]	21	11	10	0	5-13	320	61	5.2	157	28	5.6	163	1-4	167	32/	19/	0	4-38.5	9-48	1-1	14	2	1	1	0	0	2-2	-	0-1	28:38	
Totals				5-11	305	118	163	24	80-216	5,358	1,024	5.2	2,073	481	4.3	3,285	28-136	3,421	515/	303/	17	69-41.3	108-895	27-14	276	31	13	17	1	0	30-30	0-1	20-33	30-09

JACKSONVILLE JAGUARS 2003 DEFENSE GAME-BY-GAME

Wk.	Date	Opp	FIRST DOWNS			3 RD	TOT. OFFENSE			RUSHING			PASSING			PUNTS			FUM.			Tot.												
			Tot	Run	Pass		Pen	DOWN	Yards	Plays	Avg.	Yards	Att.	Avg.	Net	Sacks	Gross	Att./	Cmp./	Int.	Avg.		Yards	Lost	Pts.	TD	Rn	Ps	Rt	Sfty	PAT	2PT	Fgs	T.O.P.
1	9/7	at CAR	[L]	17	7	9	1	4-14	242	61	4.0	122	26	4.7	120	5-21	141	30/	16/	2	7-40.7	9-83	4-0	24	3	0	3	0	1	1-1	0-2	1-1	26:37	
2	9/14	vs. BUF	[L]	20	6	12	2	8-14	371	59	6.3	43	32	1.3	328	0-0	328	27/	20/	0	2-48.5	6-55	2-0	38	5	3	2	0	0	5-5	-	1-1	31:10	
3	9/21	at IND	[L]	17	6	11	0	7-14	289	63	4.6	73	30	2.4	216	0-0	216	33/	21/	1	3-42.0	4-20	0-0	23	2	0	2	0	0	2-2	-	3-3	36:12	
4	9/28	at HOU	[L]	21	7	12	2	7-16	339	75	4.5	110	37	3.0	229	1-5	234	37/	23/	2	4-34.8	4-43	4-2	24	3	2	1	0	0	3-3	-	1-2	35:14	
5	10/5	vs. SD	[W]	21	4	14	3	5-11	346	58	6.0	69	13	5.3	277	4-19	296	41/	24/	0	6-40.3	10-61	3-2	21	3	0	3	0	0	3-3	-	0-0	26:47	
6	10/12	vs. MIA	[L]	16	6	9	1	4-10	234	52	4.5	91	24	3.8	143	1-4	147	27/	14/	1	5-44.2	11-149	2-1	24	3	1	0	2	0	3-3	-	1-1	27:06	
8	10/26	vs. TEN	[L]	23	11	11	1	8-14	320	65	4.9	133	38	3.5	187	0-0	187	27/	21/	1	3-49.7	8-49	0-0	30	3	2	1	0	0	3-3	-	3-3	39:14	
9	11/2	at BAL	[L]	9	4	5	0	6-15	259	53	4.9	103	30	3.4	156	0-0	156	23/	10/	1	5-46.8	7-40	1-1	24	2	1	1	0	0	1-1	1-1	3-3	25:07	
10	11/9	vs. IND	[W]	20	2	16	2	6-15	394	66	6.0	47	21	2.2	347	0-0	347	45/	28/	2	4-34.8	7-38	1-0	23	2	0	2	0	0	2-2	-	3-3	28:21	
11	11/16	at TEN	[L]	13	5	8	0	7-15	246	60	4.1	96	32	3.0	150	2-16	166	26/	13/	1	4-43.5	2-12	2-2	10	1	0	1	0	0	1-1	-	1-2	29:32	
12	11/23	at NYJ	[L]	17	1	15	1	4-13	282	62	4.5	61	21	2.9	221	2-15	236	39/	25/	1	6-39.0	6-45	0-0	13	1	0	1	0	0	1-1	-	2-2	27:30	
13	11/30	vs. TB	[W]	16	6	9	1	2-12	221	59	3.7	77	19	4.1	144	2-12	156	38/	21/	1	5-36.6	7-80	0-0	10	1	1	0	0	0	1-1	-	1-2	28:30	
14	12/7	vs. HOU	[W]	7	2	4	1	1-12	124	49	2.5	70	23	3.0	54	3-17	71	23/	11/	1	10-41.9	10-86	3-2	0	0	0	0	0	0	0-0	-	0-0	24:14	
15	12/14	at NE	[L]	18	6	12	0	8-16	296	68	4.4	84	32	2.6	212	2-16	228	34/	22/	0	4-40.3	4-55	1-1	27	3	2	1	0	0	3-3	-	2-2	27:19	
16	12/21	vs. NO	[W]	20	0	16	4	6-13	350	64	5.5	61	25	2.4	289	1-7	296	38/	22/	0	3-36.0	4-30	2-1	19	2	0	2	0	0	1-2	-	2-2	27:57	
17	12/28	at ATL	[L]	21	11	9	1	9-14	344	62	5.5	166	39	4.3	178	1-2	180	22/	12/	1	4-41.5	4-35	1-0	21	3	1	2	0	0	3-3	-	0-0	31:22	
Totals				5-11	276	84	172	20	92-218	4,657	976	4.8	1,406	442	3.2	3,251	24-134	3,385	510/	303/	15	75-41.0	103-881	26-12	331	37	13	22	2	1	33-34	1-3	24-27	29-51

JACKSONVILLE JAGUARS 2002 OFFENSE GAME-BY-GAME

Wk.	Date	Opp	FIRST DOWNS			3 RD			TOT. OFFENSE			RUSHING			PASSING			PUNTS			PEN.			FUM.			Tot.				
			Tot	Run	Pass	Pen	DOWN	Yards	Plays	Avg.	Yards	Att.	Avg.	Net	Sacks	Gross	Att./Cmp./Int.	Avg.	Yards	Lost	Pts.	TD	Rn	Ps	Rt	Sfty	PAT	2PT	FGs	T.O.P.	
1	9/8	vs. IND	[L]	19	8	11	0	8-16	343	69	5.0	118	32	3.7	225	1-3	228	36/22/1	3-52.0	5-40	3-1	25	3	1	2	0	0	2/2	1/1	1/2	32:33
2	9/15	at KC	[W]	19	5	14	0	7-15	450	65	6.9	130	29	4.5	320	0-0	320	36/25/0	4-40.5	5-45	1-1	23	3	1	2	0	0	2/2	0/1	1/2	31:44
4	9/29	vs. NYJ	[W]	20	12	8	0	4-10	383	57	6.7	223	40	5.6	160	2-13	173	15/10/0	5-53.2	3-15	0-0	28	4	4	0	0	0	4/4	-	0/1	33:26
5	10/6	vs. PHI	[W]	16	4	10	2	2-11	267	51	5.2	70	27	2.6	197	1-0	197	23/13/0	5-44.6	4-21	0-0	28	3	1	1	1	0	2/2	1/1	2/2	25:02
6	10/13	at TEN	[L]	13	7	4	2	4-9	198	42	4.7	130	26	5.0	68	3-16	84	13/7/2	4-49.5	4-22	0-0	14	2	2	0	0	0	2/2	-	0/0	22:17
7	10/20	at BAL	[L]	22	8	14	0	6-16	397	78	5.1	173	30	5.8	224	2-7	231	46/24/3	4-38.3	5-30	1-0	10	1	1	0	0	0	1/1	-	1/2	32:01
8	10/27	vs. HOU	[L]	18	7	9	2	6-17	290	71	4.1	126	32	3.9	164	5-38	202	34/16/0	8-44.1	5-50	0-0	19	2	1	1	0	1	2/2	-	1/3	33:39
9	11/3	at NYG	[L]	16	6	9	1	5-14	329	60	5.5	126	20	6.3	203	2-27	230	38/23/0	3-36.0	8-63	1-1	17	2	0	2	0	0	2/2	-	1/1	26:56
10	11/10	vs. WAS	[W]	18	7	10	1	6-15	309	64	4.8	142	32	4.4	167	3-27	194	29/19/0	5-48.2	8-55	1-0	26	2	2	0	0	0	2/2	-	4/4	33:43
11	11/17	at HOU	[W]	16	5	11	0	4-12	321	58	5.5	122	28	4.4	199	5-25	224	25/15/1	6-43.0	7-62	1-0	24	3	1	2	0	0	3/3	-	1/2	28:52
12	11/24	at DAL	[L]	19	5	14	0	5-14	326	68	4.8	132	26	5.1	194	2-8	202	40/22/1	6-44.5	11-79	2-2	19	2	1	1	0	1	2/2	-	1/2	27:52
13	12/1	vs. PIT	[L]	13	4	7	2	3-11	226	47	4.8	102	21	4.9	124	3-22	146	23/12/0	6-41.7	0-0	0-0	23	3	1	2	0	0	2/2	0/1	1/1	21:19
14	12/8	vs. CLE	[L]	13	7	4	2	2-11	211	48	4.4	157	31	5.1	54	3-19	73	14/10/0	7-46.6	5-51	1-0	20	2	1	1	0	0	2/2	-	2/2	25:04
15	12/15	at CIN	[W]	20	6	13	1	3-12	321	61	5.3	109	30	3.6	212	3-11	223	28/19/0	5-42.0	5-54	0-0	29	4	1	3	0	0	3/3	1/1	0/0	30:01
16	12/22	vs. TEN	[L]	13	4	9	0	0-11	214	58	3.7	75	18	4.2	139	4-18	157	36/18/1	7-41.4	8-51	0-0	10	1	0	1	0	0	1/1	-	1/1	24:21
17	12/29	at IND	[L]	20	10	9	1	6-13	266	62	4.3	154	33	4.7	112	3-23	135	26/13/0	3-40.7	6-47	1-1	13	1	1	0	0	0	1/1	-	2/2	29:29
Totals			6-10	275	105	156	14	71-207	4,851	959	5.1	2,089	455	4.6	2,762	42-257	3,019	462/268/9	81-44.2	89-685	6-Dec	328	38	19	18	1	2	33/33	3/5	19/27	28:39

JACKSONVILLE JAGUARS 2002 DEFENSE GAME-BY-GAME

Wk.	Date	Opp	FIRST DOWNS			3 RD			TOT. OFFENSE			RUSHING			PASSING			PUNTS			PEN.			FUM.			Tot.				
			Tot	Run	Pass	Pen	DOWN	Yards	Plays	Avg.	Yards	Att.	Avg.	Net	Sacks	Gross	Att./Cmp./Int.	Avg.	Yards	Lost	Pts.	TD	Rn	Ps	Rt	Sfty	PAT	2PT	FGs	T.O.P.	
1	9/8	vs. IND	[L]	18	5	13	0	9-14	307	60	5.1	104	28	3.7	203	1-8	211	31/19/0	3-47.3	2-14	2-2	28	4	0	3	1	0	4/4	-	0/1	27:27
2	9/15	at KC	[W]	18	7	11	0	6-13	336	61	5.5	140	28	5.0	196	1-3	199	32/16/2	4-43.5	5-48	0-0	16	1	0	1	0	0	1/1	-	3/3	28:16
4	9/29	vs. NYJ	[W]	18	2	15	1	5-13	345	63	5.5	78	22	3.5	267	2-14	281	39/21/2	3-48.3	4-25	4-2	3	0	0	0	0	0	0/0	-	1/1	26:34
5	10/6	vs. PHI	[W]	28	12	15	1	7-17	406	83	4.9	199	30	6.6	207	5-23	230	48/28/0	5-39.4	10-75	0-0	25	3	1	2	0	0	2/2	1/1	1/1	34:58
6	10/13	at TEN	[L]	25	10	14	1	10-17	370	77	4.8	152	40	3.8	218	1-8	226	36/26/0	1-30.0	5-55	2-1	23	2	1	1	0	0	2/2	-	3/4	37:43
7	10/20	at BAL	[L]	16	6	9	1	6-14	261	62	4.2	118	32	3.7	143	2-9	152	28/14/0	6-35.7	4-30	2-2	17	2	0	2	0	0	2/2	-	1/2	27:59
8	10/27	vs. HOU	[L]	12	3	7	2	3-13	242	53	4.6	81	31	2.6	161	4-23	184	18/11/0	7-37.6	9-60	2-1	21	2	1	1	0	0	1/1	1/1	2/3	26:21
9	11/3	at NYG	[L]	26	10	13	3	5-12	394	66	6.0	177	35	5.1	217	3-11	228	28/20/0	3-38.0	7-59	1-1	24	3	2	1	0	0	3/3	-	1/3	33:04
10	11/10	vs. WAS	[W]	23	3	16	4	3-12	307	69	4.4	68	16	4.3	239	2-17	256	51/27/3	5-31.4	6-49	1-0	7	1	0	1	0	0	1/1	-	0/1	26:17
11	11/17	at HOU	[W]	18	6	10	2	2-11	272	62	4.4	78	28	2.8	194	4-34	228	30/22/1	6-34.7	5-40	2-1	21	3	2	1	0	0	3/3	-	0/0	31:08
12	11/24	at DAL	[L]	21	7	12	2	2-9	405	58	7.0	118	31	3.8	287	3-14	301	24/16/2	5-38.8	10-75	2-1	21	3	1	2	0	0	3/3	-	0/1	32:08
13	12/1	vs. PIT	[L]	23	13	10	0	2-11	403	69	5.8	219	40	5.5	184	2-17	201	27/17/1	1-53.0	4-25	0-0	25	1	1	0	0	0	1/1	-	6/6	38:41
14	12/8	vs. CLE	[L]	21	8	11	2	7-15	417	71	5.9	173	33	5.2	244	3-20	264	35/21/2	5-39.8	10-68	0-0	21	3	1	2	0	0	3/3	-	0/2	34:56
15	12/15	at CIN	[W]	19	5	12	2	7-17	300	69	4.3	65	24	2.7	235	3-23	258	42/22/1	2-41.0	5-29	1-1	15	1	1	0	0	0	0/0	0/1	3/3	29:59
16	12/22	vs. TEN	[L]	20	8	11	1	4-11	298	62	4.8	175	40	4.4	123	0-0	123	22/14/0	6-39.7	4-30	0-0	28	4	2	1	1	0	4/4	-	0/1	35:39
17	12/29	at IND	[L]	18	7	9	2	5-13	272	57	4.8	126	29	4.3	146	0-0	146	28/20/0	3-36.0	6-35	1-1	20	2	1	1	0	0	2/2	-	2/2	30:31
Totals			6-10	324	112	188	24	83-212	5,335	1,042	5.1	2,071	487	4.3	3,264	36-224	3,488	519/314/14	65-38.7	96-717	20-13	315	35	14	19	2	0	32/32	2/3	23/34	31:21

JACKSONVILLE JAGUARS 2001 OFFENSE GAME-BY-GAME

Wk.	Date	Opp	FIRST DOWNS			TOT. OFFENSE			RUSHING			PASSING			PUNTS			FUM.			Tot.										
			Tot	Run	Pass	Pen	Down	Yards	Plays	Avg.	Yards	Att.	Avg.	Sacks	Gross	Att./	Cmp./	Int.	Avg.	Yards		Lost	Pts.	TD	Rn	Ps	Rt	Sfty	PAT	2PT	Fgs
1	9/9	vs PIT	[W]	6	9	1	4/12	299	56	5.3	101	29	3.5	198	1-0	198	26/15/0	6-45.7	4-31	2-20	21	3	0	3	0	0	0	3/3	-	0/1	28:50
2	9/23	vs TEN	[W]	4	10	2	2/12	329	60	5.5	119	30	4.0	210	3-25	235	27/17/0	5-48.0	3-20	4-2	13	1	1	0	0	0	1/1	-	2/3	30:13	
3	9/30	vs CLE	[L]	5	8	1	4/12	259	58	4.5	98	19	5.2	161	2-9	170	37/19/2	6-47.8	8-63	2-0	14	2	0	1	1	0	2/2	-	0/1	24:20	
4	10/7	at SEA	[L]	3	14	1	4/14	256	63	4.1	57	21	2.7	199	3-34	233	39/21/0	4-44.5	4-24	3-2	15	1	0	1	0	0	-	0/1	3/4	26:54	
6	10/18	vs BUF	[L]	4	7	1	3/10	247	51	4.8	115	21	5.5	132	4-18	150	26/16/2	5-45.0	3-35	2-0	10	1	0	1	0	0	1/1	-	1/1	24:26	
7	10/28	at BAL	[L]	4	12	3	3/10	365	55	6.6	81	15	5.4	284	3-22	306	37/25/0	3-43.3	10-70	1-1	17	2	0	2	0	0	2/2	-	1/1	26:16	
8	11/4	at TEN	[L]	20	5	13	2	3/9	309	54	5.7	70	17	4.1	239	5-22	261	32/21/1	5-44.2	3-14	2-0	24	3	2	1	0	0	3/3	-	1/1	22:12
9	11/11	vs CIN	[W]	21	9	10	2	3/11	261	60	4.4	97	25	3.9	164	3-25	189	32/20/0	8-44.9	6-32	1-0	30	4	2	2	0	1	4/4	-	0/0	28:08
10	11/18	at PIT	[L]	14	1	10	3	3/11	234	52	4.5	48	16	3.0	186	5-39	225	31/17/0	7-46.6	7-35	4-3	7	1	0	0	1	0	1/1	-	0/1	25:09
11	11/25	vs BAL	[L]	4	14	1	4/12	305	61	5.0	75	19	3.9	230	4-29	259	38/23/0	7-40.4	9-58	1-0	21	3	2	1	0	0	3/3	-	0/1	26:26	
12	12/3	vs GB	[L]	20	2	16	2	5/15	348	73	4.8	62	23	2.7	286	5-25	311	45/26/2	6-40.8	13-111	2-2	21	2	0	1	1	0	1/1	1/1	2/3	30:53
13	12/9	at CIN	[W]	17	2	14	1	8/16	255	65	3.9	62	25	2.5	193	8-49	242	32/23/1	7-39.6	7-40	1-0	14	2	0	2	0	0	2/2	-	0/1	31:06
14	12/16	at CLE	[W]	19	8	10	1	8/18	282	76	3.7	128	33	3.9	154	8-48	202	35/20/2	3-44.3	9-85	2-1	15	1	0	1	0	0	0/1	-	3/3	37:13
15	12/23	at MIN	[W]	23	12	11	0	9/14	423	62	6.8	214	37	5.8	209	1-8	217	24/17/0	1-53.0	3-34	0-0	33	3	2	1	0	0	3/3	-	4/4	34:08
16	12/30	vs KC	[L]	22	9	12	1	3/11	431	67	6.4	182	26	7.0	249	4-34	283	37/22/1	4-42.8	5-44	2-2	26	3	2	1	0	1	3/3	-	1/2	27:20
17	1/6	at CHI	[L]	17	5	11	1	4/11	237	56	4.2	91	16	5.7	146	4-43	189	36/19/3	5-35.0	3-14	0-0	13	2	0	2	0	0	1/2	-	0/1	24:47
Totals	6-10	289	85	181	23	70/198	4,840	969	5.0	1,600	372	4.3	3,240	63-430	3670	534/321/14	82-43.6	97-710	29-13	294	34	11	20	3	2	30/32	1/2	18/28	28:01		

JACKSONVILLE JAGUARS 2001 DEFENSE GAME-BY-GAME

Wk.	Date	Opp	FIRST DOWNS			TOT. OFFENSE			RUSHING			PASSING			PUNTS			FUM.			Tot.										
			Tot	Run	Pass	Pen	Down	Yards	Plays	Avg.	Yards	Att.	Avg.	Sacks	Gross	Att./	Cmp./	Int.	Avg.	Yards		Lost	Pts.	TD	Rn	Ps	Rt	Sfty	PAT	2PT	Fgs
1	9/9	vs PIT	[W]	5	9	1	6/16	281	68	4.1	120	28	4.3	161	3-20	181	37/21/2	5-35.4	4-29	5-2	3	0	0	0	0	0	0/0	-	1/1	31:10	
2	9/23	vs TEN	[W]	13	5	7	1	1/14	264	62	4.3	87	22	4.0	177	4-38	215	36/21/0	6-47.0	6-65	0-0	6	0	0	0	0	0	0/0	-	2/3	29:47
3	9/30	vs CLE	[L]	19	6	13	0	9/16	321	73	4.4	95	36	2.6	226	3-23	249	34/24/1	5-38.4	5-47	2-2	23	2	1	0	1	0	2/2	-	3/3	35:40
4	10/7	at SEA	[L]	21	9	11	1	4/12	395	61	6.5	185	36	5.1	210	2-9	219	23/15/1	6-39.2	7-60	1-1	24	3	2	1	0	0	3/3	-	1/2	33:06
6	10/18	vs BUF	[L]	19	5	12	2	6/14	317	67	4.7	98	35	2.8	219	2-19	238	30/23/0	4-37.0	5-31	0-0	13	1	0	1	0	0	1/1	-	2/4	35:34
7	10/28	at BAL	[L]	23	7	15	1	6/13	305	68	4.5	114	32	3.6	191	5-31	222	31/23/1	5-32.4	4-34	2-0	18	2	1	1	0	0	0/0	0/2	2/2	33:44
8	11/4	at TEN	[L]	27	10	16	1	9/15	362	71	5.1	146	33	4.4	216	4-25	241	34/27/0	4-57.5	8-48	0-0	28	4	2	2	0	0	4/4	-	0/2	37:48
9	11/11	vs CIN	[W]	18	2	16	0	9/19	352	75	4.7	73	23	3.2	279	4-24	303	48/28/1	7-46.7	10-107	3-0	13	1	1	0	0	1/1	-	2/2	31:52	
10	11/18	at PIT	[L]	20	7	13	0	6/15	402	69	5.8	145	34	4.3	257	2-9	266	33/21/0	8-45.9	9-65	0-0	20	2	1	1	0	0	2/2	-	2/2	34:51
11	11/25	vs BAL	[L]	24	6	17	1	8/15	361	74	4.9	115	42	2.7	246	2-13	259	30/21/1	5-37.4	6-39	4-1	24	3	2	1	0	0	3/3	-	1/2	33:34
12	12/3	vs GB	[L]	20	3	13	4	3/13	389	64	6.1	37	21	1.8	352	1-10	362	42/24/0	7-46.9	9-81	2-1	28	4	1	3	0	0	4/4	-	0/2	29:07
13	12/9	at CIN	[W]	12	3	9	0	3/13	200	58	3.4	60	27	2.2	140	1-7	147	30/16/1	6-35.5	7-54	0-0	10	1	1	0	0	1/1	-	1/1	28:54	
14	12/16	at CLE	[W]	11	3	8	0	3/11	220	48	4.6	47	15	3.1	173	3-11	184	30/21/1	3-27.3	5-72	2-1	10	1	0	0	1	0	1/1	-	1/1	22:47
15	12/23	at MIN	[W]	16	3	11	2	4/14	214	60	3.6	28	14	2.0	186	4-32	218	42/24/1	6-35.0	3-33	2-1	3	0	0	0	0	0/0	-	1/1	25:52	
16	12/30	vs KC	[L]	23	5	15	3	4/11	365	68	5.4	92	31	3.0	273	2-21	294	35/26/2	3-40.3	5-55	4-2	30	3	1	2	0	0	3/3	-	3/3	32:40
17	1/6	at CHI	[L]	19	10	8	1	6/16	322	70	4.6	169	40	4.2	153	1-6	159	29/19/0	3-32.7	3-14	1-1	33	3	2	1	0	0	3/3	-	4/4	35:13
Totals	6-10	300	89	193	18	87/227	5,070	1,056	4.8	1,611	469	3.4	3,459	43-298	757	544/354/12	83-40.5	96-834	28-12	286	30	15	13	2	0	28/28	0/2	26/35	31:59		

JACKSONVILLE JAGUARS 2000 OFFENSE GAME-BY-GAME

Wk.	Date	Opp	FIRST DOWNS			3 RD	TOT. OFFENSE			RUSHING			PASSING			PUNTS			FUM.	Tot.												
			Tot	Run	Pass		Pen	DOWN	Yards	Plays	Avg.	Yards	Att.	Avg.	Net	Sacks	Gross	Att./			Cmp./	Int.	Avg.	Yards	Pen.	Lost	Pts.	TD	Rn	Ps	Rt	Sfty
1	9/3	at CLE	[W]	28	9	19	0	10/16	398	78	5.1	119	40	3.0	279	4-22	301	34/24	0	3-39.0	1-5	1-0	27	3	2	1	0	0	3/3	-	2/2	37:10
2	9/10	at BAL	[L]	22	3	15	4	5/14	421	75	5.6	46	21	2.2	375	4-11	386	50/28	2	3-38.0	10-60	4-2	36	3	0	3	0	0	3/3	-	5/5	31:23
3	9/17	vs CIN	[W]	15	4	9	2	4/16	241	65	3.7	84	29	2.9	157	4-19	176	32/20	1	7-42.3	7-76	0-0	13	1	0	1	0	0	1/1	-	2/3	31:29
4	9/25	at IND	[L]	18	5	12	1	5/14	286	65	4.4	97	24	4.0	189	5-40	229	36/21	2	9-43.2	4-40	1-0	14	2	0	2	0	0	2/2	-	0/0	27:38
5	10/1	vs PIT	[L]	17	1	16	0	5/15	206	68	3.0	26	16	1.6	180	7-45	225	45/23	1	4-50.0	10-75	1-1	13	1	0	1	0	0	1/1	-	2/2	24:50
6	10/8	vs BAL	[L]	22	5	16	1	8/15	348	73	4.8	95	27	3.5	253	3-7	260	43/29	3	5-38.0	6-34	8-3	10	1	1	0	0	0	1/1	-	1/2	31:48
7	10/16	at TEN	[L]	13	4	7	2	4/14	304	58	5.2	143	26	5.5	161	5-35	196	27/18	0	5-44.6	5-40	2-2	13	1	1	0	0	0	1/1	-	2/2	26:53
8	10/22	vs WAS	[L]	21	7	13	1	8/17	385	74	5.2	146	26	5.6	239	6-32	271	42/21	2	5-48.0	5-42	3-2	16	1	0	1	0	0	1/1	-	3/3	32:18
9	10/29	at DAL	[W]	18	8	9	1	7/15	392	62	6.3	161	38	4.2	231	0-0	231	24/20	0	5-43.6	8-50	0-0	23	3	0	3	0	0	2/2	-	1/2	33:36
11	11/12	vs SEA	[L]	24	8	15	1	6/12	437	64	6.8	122	26	4.7	315	5-25	340	33/24	0	4-42.5	7-55	2-1	21	3	2	1	0	0	3/3	-	0/0	30:48
12	11/19	at PIT	[W]	20	11	9	0	6/14	417	70	6.0	240	36	6.7	177	3-13	190	31/17	1	5-42.8	8-55	1-1	34	4	3	1	0	0	4/4	-	2/2	34:20
13	11/26	vs TEN	[W]	16	5	11	0	6/14	334	56	6.0	111	28	4.0	223	3-14	237	25/15	2	3-53.7	4-25	0-0	16	1	0	1	0	0	1/1	-	3/3	29:19
14	12/3	vs CLE	[W]	28	15	11	2	10/18	449	82	5.5	244	47	5.2	205	2-13	218	33/16	0	5-39.2	9-59	0-0	48	6	5	1	0	0	6/6	-	2/2	37:11
15	12/10	vs ARZ	[W]	25	14	10	1	5/12	469	66	7.1	214	45	4.8	255	0-0	255	21/15	0	1-55.0	2-15	0-0	44	5	2	3	0	0	5/5	-	3/3	34:56
16	12/17	at CIN	[L]	17	8	9	0	6/15	276	63	4.4	114	34	3.4	162	1-8	170	28/19	0	8-28.9	6-47	3-1	14	2	1	1	0	0	2/2	-	0/1	37:15
17	12/23	at NYG	[L]	14	2	12	0	5/14	327	61	5.4	70	18	3.9	257	2-5	262	41/23	1	7-42.4	3-25	1-1	25	3	1	2	0	0	2/2	1/1	1/1	25:39
Totals	7-9	318	109	193	16	100/235	5,690	1,080	5.3	2,032	481	4.2	3,658	54-289	3,947	545/333/15	79-41.9	95-703	27-14	367	40	18	22	0	0	38/38	0	38/38	1/1	29/33	31:32	

JACKSONVILLE JAGUARS 2000 DEFENSE GAME-BY-GAME

Wk.	Date	Opp	FIRST DOWNS			3 RD	TOT. OFFENSE			RUSHING			PASSING			PUNTS			FUM.	Tot.												
			Tot	Run	Pass		Pen	DOWN	Yards	Plays	Avg.	Yards	Att.	Avg.	Net	Sacks	Gross	Att./			Cmp./	Int.	Avg.	Yards	Pen.	Lost	Pts.	TD	Rn	Ps	Rt	Sfty
1	9/3	at CLE	[W]	9	2	7	0	3/10	249	44	5.7	96	16	6.0	153	1-7	160	27/19	0	5-50.8	3-25	1-1	7	1	0	1	0	0	1/1	-	0/0	22:50
2	9/10	at BAL	[L]	17	4	11	2	3/13	331	61	5.4	89	18	4.9	242	3-20	262	40/23	2	7-41.1	8-65	1-0	39	5	0	5	0	0	4/4	1/1	1/1	28:37
3	9/17	vs CIN	[W]	14	4	7	3	4/17	233	69	3.4	71	23	3.1	162	5-21	183	41/18	2	7-42.0	6-44	3-2	0	0	0	0	0	0/0	-	0/2	28:31	
4	9/25	at IND	[L]	21	4	16	1	5/12	533	64	8.3	93	28	3.3	440	0-0	440	36/23	0	5-47.4	11-90	1-1	43	5	1	4	0	1	5/5	-	2/2	32:22
5	10/1	vs PIT	[L]	22	13	5	4	4/11	332	62	5.4	209	44	4.8	123	2-9	132	16/10	1	3-34.0	7-55	2-2	24	3	3	0	0	0	3/3	-	1/1	35:10
6	10/8	vs BAL	[L]	10	1	9	0	3/17	194	66	2.9	56	25	2.2	138	2-16	154	39/17	0	9-41.9	5-25	1-1	15	0	0	0	0	0/0	-	5/5	28:12	
7	10/16	at TEN	[L]	18	8	10	0	6/12	409	59	6.9	175	38	4.6	234	0-0	234	21/13	0	3-49.3	10-89	1-1	27	3	1	2	0	0	3/3	-	2/3	33:07
8	10/22	vs WAS	[L]	18	9	8	1	2/9	399	54	7.4	130	30	4.3	269	0-0	269	24/16	1	6-45.0	6-59	1-1	35	5	2	3	0	0	5/5	-	0/0	27:42
9	10/29	at DAL	[W]	22	9	11	2	5/9	325	59	5.5	118	32	3.7	207	2-13	220	25/17	1	3-40.7	7-54	3-2	17	2	1	1	0	0	2/2	-	1/1	30:08
11	11/12	vs SEA	[L]	22	6	12	4	8/15	326	66	4.9	96	32	3.0	230	1-1	231	33/22	0	6-44.8	5-50	3-0	28	4	1	3	0	0	4/4	-	0/0	29:12
12	11/19	at PIT	[W]	15	7	7	1	5/12	302	56	5.4	147	24	6.1	155	5-33	188	27/13	2	4-46.0	4-30	3-3	24	3	2	1	0	0	1/1	1/2	1/2	25:40
13	11/26	vs TEN	[W]	17	6	10	1	6/14	334	57	5.9	117	31	3.8	217	2-11	228	24/13	0	5-38.2	4-40	1-0	13	1	1	0	0	0	1/1	-	2-3	30:41
14	12/3	vs CLE	[W]	2	1	0	1	0/12	53	42	1.3	62	18	3.4	-9	6-42	33	18/7	0	12-43.1	9-85	2-1	0	0	0	0	0	0/0	-	0/0	22:49	
15	12/10	vs ARZ	[W]	11	2	9	0	6/13	189	49	3.9	40	19	2.1	149	4-32	181	26/15	1	5-47.8	4-53	0-0	10	1	0	1	0	0	1/1	-	1/2	25:04
16	12/17	at CIN	[L]	15	6	7	2	5/10	263	53	5.0	106	27	3.9	157	4-14	171	22/10	1	5-36.2	6-40	3-3	17	2	1	0	1	0	2/2	-	1/1	22:45
17	12/23	at NYG	[L]	19	3	15	1	9/17	373	73	5.1	80	31	2.6	293	3-28	321	39/22	1	5-29.8	1-10	0-0	28	4	1	2	1	0	4/4	-	0/1	34:21
Totals	7-9	252	85	144	23	74/203	4,845	934	5.2	1,685	436	3.9	3,160	40-247	3,407	458/258/12	90-42.5	96-814	26-18	327	39	14	23	2	1	36/36	2/3	17/24	28:28			

JACKSONVILLE JAGUARS 1999 OFFENSE GAME-BY-GAME

Wk.	Date	Opp	FIRST DOWNS			3 RD			TOT. OFFENSE			RUSHING			PASSING			PUNTS			FUM.			Tot.										
			Tot	Run	Pass	Pen	DOWN	Yards	Plays	Avg.	Yards	Att.	Avg.	Net	Sacks	Gross	Att./	Cmp./	Int.	Avg.	Yards	Pen.	Lost	Pts.	TD	Rn	Ps	Rt	Sfty	PAT	2PT	FGs	T.O.P.	
1	9/12	vs SF	[W]	18	7	11	0	2/13	344	67	5.1	247	2-18	265	31/	22/	0	5-43.4	6-57	0-0	41	4	1	1	2	0	0	0	3/3	1/1	4/4	35:02		
2	9/19	at CAR	[W]	27	12	14	1	7/16	414	80	5.2	200	2-14	214	32/	20/	0	3-47.7	5-35	1-1	22	2	2	0	0	0	0	1/1	0/1	3/4	38:09			
3	9/26	vs TEN	[L]	22	7	14	1	6/16	369	75	4.2	232	0-0	232	42/	22/	3	5-45.8	9-79	2-1	19	2	0	1	1	1	2/2	-	1/1	32:06				
4	10/3	at PIT	[W]	13	6	5	2	3/15	204	61	3.3	80	1-5	85	25/	10/	1	8-41.5	5-32	0-0	17	1	0	1	0	2	1/1	-	2/2	28:47				
5	10/11	at NYJ	[W]	16	11	5	0	7/17	322	71	4.5	197	2-18	215	35/	21/	0	7-45.9	7-67	2-1	16	1	1	0	0	0	1/1	-	3/3	32:33				
6	10/17	vs CLE	[W]	21	4	16	1	7/14	325	66	4.9	222	0-0	222	33/	24/	0	4-44.0	7-55	0-0	24	2	1	1	0	0	1/1	1/1	3/3	32:24				
8	10/31	at CIN	[W]	23	10	13	0	6/11	377	64	5.9	194	2-20	214	28/	17/	0	2-44.5	2-16	0-0	41	5	3	2	0	0	5/5	-	2/2	30:01				
9	11/7	at ATL	[W]	20	8	12	0	10/19	367	71	5.2	215	3-23	238	34/	19/	0	4-41.8	5-40	1-0	30	3	0	3	0	0	3/3	-	3/4	34:24				
10	11/14	vs BAL	[W]	9	1	6	2	6/19	132	61	2.2	85	6-33	118	29/	20/	0	9-42.6	4-30	1-0	6	0	0	0	0	0	0/0	-	2/3	32:51				
11	11/21	vs NO	[W]	30	9	17	4	3/7	494	62	8.0	355	3-17	372	32/	21/	1	2-26.0	4-50	0-0	41	5	2	2	1	0	5/5	-	2/2	27:52				
12	11/28	at BAL	[W]	24	3	20	1	9/18	388	75	5.2	328	3-10	338	47/	27/	2	6-43.2	8-41	1-1	30	4	1	2	1	0	2/2	2/2	0/0	32:35				
13	12/2	vs PIT	[W]	24	7	15	2	7/15	466	73	6.4	298	2-10	308	37/	25/	0	5-29.6	9-98	3-1	20	2	1	1	0	0	2/2	-	2/2	36:06				
14	12/13	vs DEN	[W]	18	9	6	3	4/13	265	60	4.4	104	3-11	115	25/	11/	0	7-41.1	3-20	4-0	27	3	3	0	0	0	3/3	-	2/2	27:35				
15	12/19	at CLE	[W]	20	7	13	0	6/14	442	67	6.6	261	1-6	267	33/	21/	1	3-43.0	4-57	1-1	24	3	2	1	0	0	3/3	-	1/3	31:44				
16	12/26	at TEN	[L]	16	5	8	3	1/9	237	55	4.3	172	4-24	196	33/	12/	3	6-38.5	4-29	1-0	14	2	1	0	1	0	2/2	-	0/0	21:30				
17	1/2	vs CIN	[W]	30	10	19	1	8/14	440	77	5.7	305	2-12	317	39/	28/	0	2-48.0	8-49	1-1	24	3	2	1	0	0	3/3	-	1/3	37:37				
Totals				14-2	331	116	194	21	92/230	5,586	1,085	5.1	2,091	514	4.1	3,495	36-221	3,716	535/	320/	11	78-41.8	90-755	18-7	396	42	20	16	6	3	37/37	4/5	31/38	31-57
Div.	1/15	vs MIA	[W]	21	10	10	1	8/16	520	68	7.6	263	2-14	277	20/	12/	1	5-39.0	7-51	1-1	62	8	3	4	1	0	8/8	-	2/3	35:23				
AFC	1/23	vs TEN	[L]	20	5	13	2	3/10	360	64	5.6	216	3-10	226	38/	19/	2	3-45.3	9-100	5-4	14	2	1	1	0	0	2/2	-	0/0	28:24				

JACKSONVILLE JAGUARS 1999 DEFENSE GAME-BY-GAME

Wk.	Date	Opp	FIRST DOWNS			3 RD			TOT. OFFENSE			RUSHING			PASSING			PUNTS			FUM.			Tot.									
			Tot	Run	Pass	Pen	DOWN	Yards	Plays	Avg.	Yards	Att.	Avg.	Net	Sacks	Gross	Att./	Cmp./	Int.	Avg.	Yards	Pen.	Lost	Pts.	TD	Rn	Ps	Rt	Sfty	PAT	2PT	FGs	T.O.P.
1	9/12	vs SF	[W]	11	3	6	2	1/14	203	59	3.4	109	4-32	141	35/	14/	3	8-46.5	2-10	3-2	3	0	0	0	0	0	0/0	-	1/1	24:58			
2	9/19	at CAR	[W]	16	5	11	0	2/9	283	48	5.9	196	4-20	216	26/	16/	1	5-45.0	5-37	0-0	20	3	0	3	0	0	2/2	0/1	0/0	21:51			
3	9/26	vs TEN	[L]	15	2	12	1	4/13	242	60	4.0	191	2-13	204	32/	17/	1	6-37.0	9-82	2-1	20	2	0	2	0	0	2/2	-	2/2	27:54			
4	10/3	at PIT	[W]	14	5	8	1	5/16	216	67	3.2	99	4-27	126	32/	15/	1	6-44.3	7-65	4-1	3	0	0	0	0	0/0	-	1/1	31:13				
5	10/11	at NYJ	[W]	13	6	7	0	3/16	230	66	3.5	141	4-23	164	38/	19/	2	7-45.1	2-15	1-0	6	0	0	0	0	0/0	-	2/2	27:27				
6	10/17	vs CLE	[W]	16	4	10	2	7/14	243	55	4.4	130	4-31	161	23/	18/	0	7-35.4	6-55	2-1	7	1	0	1	0	0	1/1	-	0/0	27:36			
8	10/31	at CIN	[W]	14	4	10	0	8/16	300	63	4.8	207	4-21	228	36/	20/	2	4-39.5	4-24	1-1	10	1	0	1	0	0	1/1	-	1/1	29:59			
9	11/7	at ATL	[W]	10	1	9	0	4/13	182	50	3.6	140	9-63	203	30/	17/	3	6-36.8	5-34	2-1	7	1	0	1	0	0	1/1	-	0/0	25:36			
10	11/14	vs BAL	[W]	13	4	8	1	2/14	242	61	4.0	154	4-22	176	33/	17/	0	9-37.9	6-29	3-1	3	0	0	0	0	0/0	-	1/1	27:09				
11	11/21	vs NO	[W]	21	8	12	1	6/12	339	58	5.8	233	2-18	251	27/	18/	1	4-43.0	8-42	2-0	23	3	3	0	0	0	2/2	0/1	1/2	32:08			
12	11/28	at BAL	[W]	14	3	11	0	3/12	280	59	4.7	199	3-15	214	34/	17/	1	5-37.8	6-39	4-2	23	2	0	2	0	0	2/2	-	3/3	27:25			
13	12/2	vs PIT	[W]	15	3	10	2	1/11	235	57	4.1	172	3-22	194	39/	19/	0	6-52.7	9-76	2-0	6	0	0	0	0	0/0	-	2/2	23:54				
14	12/13	vs DEN	[W]	18	4	13	1	7/14	358	61	5.9	268	1-7	275	33/	21/	2	6-41.5	9-83	4-0	24	3	1	2	0	0	3/3	-	1/1	32:25			
15	12/19	at CLE	[W]	19	5	12	2	7/16	269	67	4.0	197	6-44	241	41/	24/	0	8-42.5	5-40	1-1	14	2	1	1	0	0	2/2	-	0/0	28:16			
16	12/26	at TEN	[L]	26	9	15	2	11/18	476	76	6.3	328	0-0	328	39/	26/	0	4-40.0	4-33	0-0	41	5	0	5	0	0	5/5	-	2/2	38:30			
17	1/2	vs CIN	[W]	13	6	5	2	1/7	236	44	5.4	126	3-15	141	23/	13/	2	5-36.2	6-64	0-0	7	1	1	0	0	0	1/1	-	0/0	22:23			
Totals				14-2	248	72	159	17	72/215	4,334	951	4.6	1,444	373	3.9	2,890	57-373	3,263	521/	291/	19	96-41.4	93-728	31-11	217	24	6	18	0	22/22	0/2	17/18	28-03
Div.	1/15	vs MIA	[W]	10	0	6	4	2/13	131	64	2.0	110	5-31	141	41/	16/	2	9-39.6	9-88	6-5	7	1	0	1	0	0	1/1	-	0/0	24:37			
AFC	1/23	vs TEN	[L]	17	8	7	2	3/10	289	58	5.0	112	1-0	112	23/	14/	1	5-39.8	5-39	5-3	33	4	2	1	1	0	4/4	-	1/1	31:36			

JACKSONVILLE JAGUARS 1998 OFFENSE GAME-BY-GAME

Wk.	Date	Opp	FIRST DOWNS			3 RD			TOT. OFFENSE			RUSHING			PASSING			PUNTS			FUM.			Tot.										
			Tot	Run	Pass	Pen	DOWN	Yards	Plays	Avg.	Yards	Att.	Avg.	Net	Sacks	Gross	Att./	Cmp./	Int.	Avg.	Yards	Lost	Pts.		TD									
1	9/6	at CHI	[W]	21	10	11	0	7/14	367	69	5.3	160	33	4.8	207	1-0	35/	22/	2	5-43.0	3-26	4-1	24	3										
2	9/13	vs KC	[W]	19	9	7	3	6/12	256	58	4.5	145	38	4.0	111	2-15	18/	11/	0	4-36.8	6-44	0-0	21	3										
3	9/20	vs BAL	[W]	21	4	16	1	4/14	519	69	7.5	154	32	4.8	365	3-11	37/	25/	0	8-38.0	8-60	1-1	24	3										
4	9/27	at TEN	[W]	19	6	10	3	8/15	297	67	4.4	148	37	4.0	149	2-6	155	28/	17/	2	3-51.3	10-72	1-1	27	3									
6	10/12	vs MIA	[W]	12	5	6	1	2/10	385	43	9	186	23	8.1	199	2-14	213	18/	12/	1	7-44.7	8-86	1-0	28	4									
7	10/18	at BUF	[L]	16	7	9	0	7/16	238	65	3.7	134	34	3.9	104	3-15	119	28/	16/	0	5-52.4	8-58	1-0	16	1									
8	10/25	at DEN	[L]	24	5	18	1	5/14	348	69	5	66	16	4.1	282	7-71	353	46/	28/	0	4-39.5	9-56	2-1	24	3									
9	11/ 1	at BAL	[W]	20	8	10	2	5/10	364	56	6.5	111	32	3.5	253	2-5	258	22/	15/	1	3-45.0	10-73	0-0	45	6									
10	11/ 8	vs CIN	[W]	14	9	5	0	4/13	272	55	4.9	137	32	4.2	135	2-11	146	21/	9/	0	5-46.2	9-58	1-1	24	3									
11	11/15	vs TB	[W]	18	8	10	0	7/16	374	68	5.5	144	28	5.1	230	3-18	248	37/	22/	0	6-50.3	8-58	1-0	29	3									
12	11/22	at PIT	[L]	17	6	10	1	9/16	301	69	4.4	97	26	3.7	204	1-8	212	42/	18/	3	6-49.8	5-30	1-1	15	2									
13	11/29	at CIN	[W]	16	1	14	1	7/17	322	65	5	79	29	2.7	243	1-1	244	35/	19/	0	6-45.5	7-51	0-0	34	4									
14	12/ 6	vs DET	[W]	24	12	8	4	8/13	426	68	6.3	205	43	4.8	221	1-7	228	24/	15/	0	2-40.5	7-45	0-0	37	4									
15	12/13	vs TEN	[L]	15	4	9	2	4/12	241	54	4.5	69	23	3.0	172	2-6	178	29/	18/	1	6-50.7	9-65	1-0	13	1									
16	12/20	at MIN	[L]	15	9	3	3	3/13	207	59	3.5	138	28	4.9	69	4-19	88	27/	12/	2	8-43.6	7-56	3-2	10	1									
17	12/28	vs PIT	[W]	16	8	7	1	8/15	297	55	5.4	129	33	3.9	168	3-24	192	19/	10/	0	7-42.4	7-60	1-0	21	3									
Totals	11-5	287	111	153	23	94/220	5,214	989	5.3	2,102	487	4.3	3,112	39-231	3,343	269/	12	85-45.0	121-898	18-8	392	47	19	24	4	0	45/45	1/2	21/26	28-59				
WC	1/3	vs NE	[W]	17	6	9	2	7/18	308	73	4.2	160	37	4.3	148	2-13	161	34/	14/	0	6-44.8	25	2-0	25	2	1	1	0	0	1/1	0/1	4/4	30-40	
DIV	1/10	at NYJ	[L]	14	5	8	1	4/12	251	53	4.7	95	22	4.3	156	0-0	156	31/	12/	3	3-37.0	24	1-1	24	3	0	0	3	0	0	3/3	-	1/1	20-44

JACKSONVILLE JAGUARS 1998 DEFENSE GAME-BY-GAME

Wk.	Date	Opp	FIRST DOWNS			3 RD			TOT. OFFENSE			RUSHING			PASSING			PUNTS			FUM.			Tot.									
			Tot	Run	Pass	Pen	DOWN	Yards	Plays	Avg.	Yards	Att.	Avg.	Net	Sacks	Gross	Att./	Cmp./	Int.	Avg.	Yards	Lost	Pts.		TD								
1.	9/6	at CHI	[W]	16	9	6	1	5/13	321	61	5.3	132	34	3.9	189	0-0	189	27/	16/	0	4-45.5	4-26	2-2	23	2								
2	9/13	vs KC	[W]	23	7	14	2	3/11	364	64	5.7	111	25	4.4	253	2-10	263	37/	23/	0	4-43.3	5-54	3-2	16	1								
3	9/20	vs BAL	[W]	11	3	8	0	2/15	313	61	5.1	81	25	3.2	232	2-16	248	34/	17/	1	10-49.1	7-54	0-0	10	1								
4	9/27	at TEN	[W]	15	4	9	2	5/13	219	57	3.8	40	20	2.0	179	4-29	208	33/	17/	2	3-50.3	9-73	3-1	22	2								
6	10/12	vs MIA	[W]	25	7	16	2	6/14	374	79	4.7	67	28	2.4	307	2-16	323	49/	30/	1	6-41.7	11-89	1-1	21	3								
7	10/18	at BUF	[L]	22	7	12	3	8/15	337	63	5.3	110	23	4.8	227	1-1	228	39/	18/	0	5-39.2	6-53	1-1	17	2								
8	10/25	at DEN	[L]	24	10	12	2	6/14	465	71	6.5	170	36	4.7	295	0-0	295	35/	21/	0	3-41.7	8-54	0-0	37	4								
9	11/ 1	at BAL	[W]	22	6	14	2	5/10	357	59	6.1	126	23	5.5	231	2-12	243	34/	27/	1	4-32.5	9-70	5-4	19	3								
10	11/ 8	vs CIN	[W]	19	5	12	2	4/16	318	71	4.5	118	27	4.4	200	4-35	235	40/	24/	1	6-41.2	4-40	4-1	11	1								
11	11/15	vs TB	[W]	13	8	5	0	4/13	343	59	5.8	157	33	4.8	186	2-8	194	24/	10/	2	6-45.8	7-52	1-1	24	3								
12	11/22	at PIT	[L]	18	5	13	0	9/18	329	70	4.7	121	34	3.6	208	0-0	208	36/	25/	0	7-36.9	3-25	0-0	30	3								
13	11/29	at CIN	[W]	20	6	12	2	5/15	355	68	5.2	131	24	5.5	224	1-10	234	43/	24/	2	4-49.8	3-27	3-2	17	2								
14	12/ 6	vs DET	[W]	16	3	12	1	6/15	332	60	5.5	120	22	5.5	212	5-38	250	33/	14/	0	3-39.3	9-76	0-0	22	2								
15	12/13	vs TEN	[L]	20	7	13	0	6/15	354	68	5.2	131	27	4.9	223	2-9	232	39/	22/	1	4-48.3	9-73	1-1	16	1								
16	12/20	at MIN	[L]	25	11	12	2	4/12	417	71	5.9	180	33	5.5	237	1-7	244	37/	20/	0	5-48.6	8-108	0-0	50	6								
17	12/28	vs PIT	[W]	20	10	8	2	3/13	361	75	4.8	205	36	5.7	156	2-18	174	37/	17/	2	4-41.0	7-79	1-1	3	0								
Totals	11-5	309	108	178	23	81/222	5,559	1,057	5.3	2,000	450	4.4	3,559	30-209	3,768	577/	325/	13	78-43.5	109-953	25-17	338	36	9	23	4	0	30/30	1/6	30/35	31-01		
WC	1/ 3	vs NE	[W]	14	3	11	0	5/15	206	65	3.2	35	19	1.8	171	2-19	190	44/	21/	1	8-47.3	6-50	4-2	10	1	1	0	0	1/1	-	1/1	28-00	
DIV	1/10	at NYJ	[L]	29	11	17	1	10/14	429	77	5.6	151	39	3.9	278	2-6	284	36/	24/	1	2-34.5	5-38	2-2	34	4	3	1	0	0	4/4	-	2/2	39-16

JACKSONVILLE JAGUARS 1997 OFFENSE GAME-BY-GAME

Wk.	Date	Opp	FIRST DOWNS			3 RD	TOT. OFFENSE			RUSHING			PASSING			PUNTS			FUM.			Tot.												
			Tot	Run	Pass		Pen	DOWN	Yards	Plays	Avg.	Yards	Att.	Avg.	Sacks	Gross	Att./	Cmp./	Int.	Avg.	Yards		Lost	Pts.	TD	Rn	Ps	Rt	Sfty	PAT	2PT	FGS	T.O.P.	
1	8/31	at BAL	[W]	19	6	13	0	7/14	411	63	6.5	108	31	3.5	303	3	14	317	29/	23/	0	5-45.2	11-64	1-1	28	4	2	2	0	0	4/4	-	0/1	31:59
2	9/7	vs NYG	[W]	22	7	12	3	6/17	375	75	5.0	123	39	3.2	252	1	0	252	35/	23/	0	6-51.5	9-71	1-1	40	4	4	0	0	0	4/4	-	4/4	39:39
4	9/22	vs PIT	[W]	23	5	16	2	9/17	343	72	4.8	40	26	1.5	303	3	25	328	43/	25/	0	1-38.0	4-35	0-0	30	3	1	1	1	0	3/3	-	3/5	33:55
5	9/28	at WAS	[L]	11	3	8	0	3/13	204	56	3.6	70	22	3.2	134	16/	14/	2	3-46.0	7-68	0-0	12	0	0	0	0	0	0	0/0	-	4/4	24:52		
6	10/5	vs CIN	[W]	21	8	10	3	6/12	308	63	4.9	160	33	4.8	148	3	16	164	27/	14/	0	5-50.6	5-40	1-0	21	3	0	3	0	0	3/3	-	0/1	30:37
7	10/12	vs PHI	[W]	21	12	8	1	2/7	306	48	6.4	149	24	6.2	157	4	6	163	20/	15/	0	4-48.5	7-35	2-1	38	5	5	0	0	0	5/5	-	1/1	23:30
8	10/19	at DAL	[L]	15	3	11	1	5/11	271	51	5.3	42	18	2.3	229	2	13	242	31/	21/	1	5-53.8	10-98	0-0	22	3	0	3	0	0	2/2	1/1	0/0	26:36
9	10/26	at PIT ot	[L]	16	3	11	2	4/14	267	58	4.6	73	23	3.2	194	4	20	214	31/	15/	1	7-36.1	11-69	3-0	17	2	0	2	0	0	2/2	-	1/1	24:20
10	11/2	at TEN	[W]	17	7	9	1	6/16	290	65	4.5	135	31	4.4	155	3	14	169	31/	17/	1	4-51.8	6-65	1-1	30	3	1	1	1	0	3/3	-	3/3	33:24
11	11/9	vs KC	[W]	16	8	8	0	0/8	332	51	6.5	150	27	5.6	182	3	17	199	21/	9/	1	7-42.3	5-39	1-1	24	3	2	1	0	0	3/3	-	1/1	23:46
12	11/16	vs TEN	[W]	21	6	14	1	8/15	352	68	5.2	103	36	2.9	249	2	18	267	30/	22/	0	5-45.2	4-58	2-2	17	2	1	1	0	0	2/2	-	1/1	32:53
13	11/23	at CIN	[L]	20	7	12	1	3/10	415	58	7.2	135	24	5.6	280	1	6	286	33/	20/	1	1-56.0	5-41	2-2	26	2	1	1	0	0	2/2	-	4/4	24:06
14	11/30	vs BAL	[W]	23	7	14	2	7/16	404	72	5.6	91	31	2.9	313	1	4	317	40/	25/	1	2-41.5	11-122	0-0	29	2	1	1	0	0	2/2	-	5/5	35:11
15	12/7	vs NE	[L]	23	10	12	1	8/15	341	73	4.7	107	27	4	234	4	17	251	42/	25/	0	3-38.3	9-63	2-2	20	3	0	2	1	0	2/2	0/1	0/1	32:29
16	12/14	at BUF	[W]	20	5	15	0	4/13	388	65	6.0	91	31	2.9	297	2	20	317	32/	24/	1	4-38.5	3-35	0-0	20	2	2	0	0	0	2/2	-	2/2	31:33
17	12/21	at OAK	[W]	20	6	14	0	4/11	417	60	7.0	143	31	4.6	274	1	9	283	28/	19/	0	4-36.8	3-11	1-0	20	2	0	2	0	0	2/2	-	2/2	28:25
Totals	11-5	308	103	187	18	82/209	5,424	998	5.4	1,720	454	3.8	3,704	40-218	3922	504/	313/	9	66-44.9	110-914	17-11	394	43	20	20	3	0	41/41	1/2	31/36	29:40			
WC 12/27	at DEN	[L]	14	3	9	2	3/10	237	49	4.8	50	14	3.6	187	3	16	203	32/	18/	1	4-29.5	9-54	1-1	17	2	1	0	1	0	2/2	-	1/1	19:01	

JACKSONVILLE JAGUARS 1997 DEFENSE GAME-BY-GAME

Wk.	Date	Opp	FIRST DOWNS			3 RD	TOT. OFFENSE			RUSHING			PASSING			PUNTS			FUM.			Tot.												
			Tot	Run	Pass		Pen	DOWN	Yards	Plays	Avg.	Yards	Att.	Avg.	Sacks	Gross	Att./	Cmp./	Int.	Avg.	Yards		Lost	Pts.	TD	Rn	Ps	Rt	Sfty	PAT	2PT	FGS	T.O.P.	
1	8/31	at BAL	[W]	22	5	16	1	7/13	373	61	6.1	72	17	4.2	301	3	21	322	41/	24/	3	3-43.7	3-20	0-0	27	3	0	3	0	0	3/3	-	2/2	28:01
2	9/7	vs NYG	[W]	13	3	8	2	2/12	206	53	3.9	39	16	2.4	167	2	15	182	35/	16/	1	9-45.2	9-79	2-2	13	2	1	1	0	0	1/1	0/1	0/0	20:21
4	9/22	vs PIT	[W]	19	7	10	2	5/9	306	48	6.4	153	30	5.1	153	2	2	155	16/	11/	1	2-39.0	6-82	1-1	21	3	1	2	0	0	3/3	-	0/1#	26:05
5	9/28	at WAS	[L]	20	7	13	0	11/17	336	70	4.8	113	42	2.7	223	4	21	244	24/	16/	1	2-42.5	2-15	2-2	24	3	0	3	0	0	3/3	-	1/2	35:08
6	10/5	vs CIN	[W]	17	10	6	1	5/14	348	61	5.7	148	29	5.1	200	5	32	232	27/	16/	0	5-46.4	11-80	0-0	13	2	2	0	0	0	1/2#	-	0/0	29:23
7	10/12	vs PHI	[W]	23	4	18	1	8/16	393	73	5.4	90	27	3.3	303	4	22	325	42/	27/	1	#5-32.0	8-65	2-1	21	3	0	3	0	0	3/3	-	0/1	36:30
8	10/19	at DAL	[L]	24	6	15	3	7/14	337	67	5.0	99	33	3	238	2	24	262	32/	21/	0	3-44.0	4-40	1-0	26	3	1	2	0	0	2/2	0/1	2/3	33:24
9	10/26	at PIT ot	[L]	26	8	17	1	9/17	439	82	5.4	141	37	3.8	298	3	19	317	42/	25/	1	5-42.6	5-54	3-2	23	3	1	2	0	0	2/2	-	1/1	41:27
10	11/2	at TEN	[W]	15	6	8	1	4/11	302	51	5.9	107	27	4	195	2	16	211	22/	13/	1	3-50.0	9-59	3-1	24	3	2	0	1	0	3/3	-	1/3	26:36
11	11/9	vs KC	[W]	22	9	13	0	7/18	413	85	4.9	148	29	5.1	265	6	49	314	50/	29/	2	4-46.0	6-48	5-3	10	1	0	1	0	0	1/1	0/1	1/2	27:07
12	11/16	vs TEN	[W]	17	6	9	2	3/12	320	56	5.7	136	33	4.1	184	0	0	184	23/	9/	2	6-42.0	6-37	0-0	9	1	0	1	0	0	0/0	0/1	1/2	27:07
13	11/23	at CIN	[L]	24	10	13	1	7/15	327	73	4.5	124	36	3.4	203	1	8	211	36/	26/	0	6-34.8	5-79	1-0	31	4	2	2	0	0	4/4	-	1/1	35:54
14	11/30	vs BAL	[W]	17	6	9	2	5/12	221	55	4.0	58	22	2.6	163	4	25	188	29/	18/	0	6-43.0	6-71	1-0	27	4	1	2	1	0	3/3	0/1	0/0	24:49
15	12/7	vs NE	[L]	16	1	14	1	4/13	282	57	4.9	55	20	2.9	227	2	7	234	35/	26/	0	4-41.5	5-31	1-0	26	2	0	2	0	0	2/2	-	4/5	27:31
16	12/14	at BUF	[W]	24	12	10	2	9/17	335	76	4.4	143	33	4.3	192	2	18	210	41/	19/	1	4-37.8	0-0	3-2	14	1	1	0	0	0	0/0	1/1	2/2	28:27
17	12/21	at OAK	[W]	19	7	11	1	9/16	300	67	4.5	108	24	4.5	192	6	52	244	37/	24/	0	6-42.0	5-40	1-1	9	1	0	1	0	0	0/0	0/1	1/1	31:35
Totals	11-5	318	107	190	21	102/226	5,238	1,035	5.1	1,734	455	3.8	3,504	48-331	3885	532/	320/	14	73-41.9	90-800	26-15	318	39	12	24	3	0	31/32	1/6	17/25	30:20			
WC 12/27	at DEN	[L]	28	18	8	2	12/16	511	76	6.7	310	49	6.3	201	3	22	223	24/	16/	0	3-33.0	9-94	3-2	42	6	5	1	0	0	6/6	-	0/0	40:59	

JACKSONVILLE JAGUARS 1996 OFFENSE GAME-BY-GAME

Wk.	Date	Opp	FIRST DOWNS			3 RD	TOT. OFFENSE			RUSHING			PASSING			PUNTS			FUM.			Tot.											
			Run	Pass	Pen		Yards	Plays	Avg.	Yards	Att.	Avg.	Sacks	Gross	Att./	Cmp./	Int.	Avg.	Yards	Lost	Pts.		TD	Rn	Ps	Rt	Sfty	PAT	2PT	Fgs	T.O.P.		
1	9/1	vs PIT	[W]	22	7	12	3	10/16	313	71	4.4	119	36	3.3	194	4-18	212	31/	20/	2	5-41.4	4-35	1-0	24	3	1	2	0	0	3/3	-	1/1	35:06
2	9/8	vs HOU	[L]	26	7	18	1	1/6	370	61	6.1	72	21	3.4	298	2-4	302	38/	27/	2	1-48.0	6-55	2-1	27	3	1	2	0	0	3/3	-	1/1	31:15
3	9/15	at OAK	[L]	14	2	9	3	2/13	270	61	4.4	69	21	3.3	201	3-16	217	37/	18/	2	7-36.6	8-58	1-0	3	0	0	0	0	0/0	-	1/1	31:41	
4	9/22	at NE ot	[L]	12	1	11	0	5/14	442	52	8.5	29	11	2.6	413	2-19	432	39/	23/	1	5-40.6	17-148	2-1	25	3	0	3	0	0	2/2	1/1	1/2	24:58
5	9/29	vs CAR	[W]	22	10	11	1	8/14	378	68	5.6	179	38	4.7	199	3-15	214	27/	15/	1	6-51.7	13-118	2-1	24	3	2	1	0	0	3/3	-	1/1	34:59
6	10/6	at NO	[L]	22	7	12	3	6/15	382	70	5.5	141	34	4.1	241	1-9	250	35/	28/	0	3-41.0	10-99	3-2	13	1	0	1	0	0	1/1	-	2/3	37:19
7	10/13	vs NYJ	[W]	10	2	7	1	5/14	289	51	5.7	72	23	3.1	217	5-31	248	23/	14/	0	7-39.3	15-123	2-0	21	2	0	2	0	0	1/1	1/1	2/2	26:57
8	10/20	at STL	[L]	36	10	24	2	11/14	538	87	6.2	118	33	3.5	420	2-1	421	52/	37/	5	0-0.0	3-15	2-1	14	2	2	0	0	0	2/2	-	0/0	41:34
9	10/27	at CIN	[L]	19	8	10	1	5/13	338	63	5.4	149	28	5.3	189	4-26	215	31/	18/	2	7-43.6	8-48	2-0	21	3	1	2	0	0	3/3	-	0/0	28:24
11	11/10	vs BAL	[W]	22	3	17	2	4/12	418	63	6.6	86	20	4.3	332	6-22	354	37/	24/	1	4-49.3	8-65	1-1	30	3	2	1	0	0	1/1	1/2	3/3	26:27
12	11/17	at PIT	[L]	20	2	14	4	3/12	239	71	3.4	78	18	4.3	161	6-54	215	47/	28/	2	8-43.4	12-84	5-2	3	0	0	0	0	0/0	-	1/1	33:21	
13	11/24	at BAL ot	[W]	23	5	16	2	9/16	374	75	5.0	82	27	3.0	292	2-14	306	46/	28/	2	4-50.8	13-80	1-0	28	3	1	2	0	0	2/2	1/1	2/3	35:25
14	12/1	vs CIN	[W]	19	3	16	0	3/11	422	58	7.3	66	23	2.9	356	1-0	356	34/	21/	0	3-51.7	5-44	1-0	30	2	0	1	1	0	1/1	1/1	5/5	27:22
15	12/8	at HOU	[W]	19	8	8	3	6/14	279	63	4.4	114	35	3.3	165	3-7	172	25/	15/	0	3-47.3	2-10	1-1	23	2	2	0	0	0	2/2	-	3/4	30:44
16	12/15	vs SEA	[W]	18	7	10	1	5/12	351	60	5.9	133	31	4.3	218	3-13	231	26/	19/	0	3-36.7	2-21	2-0	20	2	0	2	0	0	2/2	-	2/3	30:35
17	12/22	vs ATL	[W]	21	8	13	0	4/11	357	64	5.6	143	32	4.5	214	3-8	222	29/	18/	0	3-45.0	1-3	0-0	19	1	1	0	0	0	1/1	-	4/4	30:43
Totals	9-7	325	90	208	27	87/208	5,760	1,038	5.5	1,650	431	3.8	4,110	50-257	4,367	557/	353/	20	69-43.7	127-1006	29-10	325	33	13	19	1	0	0	27/27	5/6	30/36	31:18	
WC 12/28	at BUF	[W]	18	5	13	0	7/17	409	70	5.8	184	35	5.3	225	2-14	239	33/	18/	2	5-50.6	6-42	0-0	30	3	1	1	1	0	3/3	-	3/4	33:06	
DIV 1/4	at DEN	[W]	22	9	11	2	8/15	443	67	6.6	203	36	5.6	240	2-5	245	29/	18/	0	3-39.7	3-18	0-0	30	3	1	2	0	0	3/3	-	3/3	32:24	
AFC 1/12	at NE	[L]	18	6	12	0	5/14	289	72	4	101	33	3.1	188	1-2	190	38/	20/	2	5-36.4	4-23	3-2	6	0	0	0	0	0	0/0	-	2/2	34:43	

JACKSONVILLE JAGUARS 1996 DEFENSE GAME-BY-GAME

Wk.	Date	Opp	FIRST DOWNS			3 RD	TOT. OFFENSE			RUSHING			PASSING			PUNTS			FUM.			Tot.											
			Run	Pass	Pen		Yards	Plays	Avg.	Yards	Att.	Avg.	Sacks	Gross	Att./	Cmp./	Int.	Avg.	Yards	Lost	Pts.		TD	Rn	Ps	Rt	Sfty	PAT	2PT	Fgs	T.O.P.		
1	9/1	vs PIT	[W]	13	8	5	0	3-12	187	52	3.6	101	25	4.0	86	4-21	107	23/	12/	1	6-39.5	7-40	2-1	9	0	0	0	0	0/0	-	3/3	24:54	
2	9/8	vs HOU	[L]	21	9	10	2	6-11	401	54	7.4	181	31	5.8	220	1-6	226	22/	14/	0	2-43.5	7-60	2-1	34	4	1	3	0	0	4/4	-	2/2	28:45
3	9/15	at OAK	[L]	18	5	12	1	5-13	331	58	5.7	134	30	4.5	197	1-3	200	27/	18/	2	5-42.4	10-90	3-1	17	2	0	1	1	0	2/2	-	1/1	28:19
4	9/22	at NE ot	[L]	26	9	14	3	7-17	353	79	4.5	123	31	4.0	230	4-25	255	44/	27/	1	2-38.0	6-30	1-1	28	2	1	1	0	0	1/2	-	5/6	37:38
5	9/29	vs CAR	[W]	21	1	14	6	5-13	272	63	4.3	57	21	2.7	215	5-46	261	37/	17/	0	7-43.1	7-41	4-2	14	2	0	2	0	0	1/2	1/1	0/1	25:01
6	10/6	at NO	[L]	11	3	6	2	3-11	197	47	4.2	36	19	1.9	161	0-0	161	28/	15/	1	6-36.7	10-68	0-0	17	2	1	1	0	0	2/2	-	1/1	22:41
7	10/13	vs NYJ	[W]	24	5	15	4	8-17	367	74	5.0	91	30	3.0	276	0-0	276	44/	23/	2	4-48.5	3-25	1-0	17	2	0	2	0	0	2/2	-	1/2	33:03
8	10/20	at STL	[L]	9	5	3	1	4-10	204	39	5.2	83	20	4.2	121	2-8	129	17/	9/	1	5-48.6	7-55	2-0	17	2	0	1	1	0	2/2	-	1/1	18:26
9	10/27	at CIN	[L]	16	5	11	0	9-17	267	67	4.0	60	31	1.9	207	5-42	249	31/	20/	0	6-47.7	5-33	0-0	28	4	2	2	0	0	4/4	-	0/0	31:36
11	11/10	vs BAL	[W]	24	9	14	1	4-10	387	67	5.8	152	36	4.2	235	4-18	253	27/	17/	0	5-35.8	6-78	3-3	27	3	0	3	0	0	3/3	-	2/2	33:33
12	11/17	at PIT	[L]	15	9	6	0	7-15	198	59	3.4	108	32	3.4	90	2-19	109	25/	7/	1	6-39.8	6-58	1-0	28	4	1	2	1	0	4/4	-	0/1	26:39
13	11/24	at BAL ot	[W]	29	7	19	3	8-15	460	81	5.7	104	30	3.5	356	1-10	366	50/	31/	0	3-42.3	7-109	2-2	25	2	1	0	1	0	1/1	0/1	4/5	33:41
14	12/1	vs CIN	[W]	27	10	16	1	6-13	485	70	6.9	172	31	5.5	313	0-0	313	39/	23/	2	3-34.3	5-25	0-0	27	3	0	3	0	0	3/3	-	2/3	32:38
15	12/8	at HOU	[W]	21	7	14	0	5-11	361	62	5.8	74	20	3.7	287	5-21	308	37/	24/	1	3-44.3	4-45	4-3	17	2	1	1	0	0	2/2	-	1/2	29:16
16	12/15	vs SEA	[W]	19	8	10	1	6-14	306	62	4.9	159	29	5.5	147	2-9	156	31/	16/	1	4-41.5	5-33	1-0	13	1	0	1	0	0	1/1	-	2/2	29:25
17	12/22	vs ATL	[W]	21	10	11	0	7-12	309	58	5.3	146	31	4.7	163	1-9	172	26/	17/	0	4-43.8	2-10	0-0	17	2	1	1	0	0	2/2	-	1/2	29:17
Totals	9-7	316	110	181	25	93/211	5,095	993	5.1	1,781	447	4.0	3,314	37-237	3,551	509/	291/	13	71-42.0	97-800	26-14	335	37	9	24	4	0	33/35	1/2	26/34	28:42		
WC 12/28	at BUF	[W]	19	5	14	0	5-15	308	68	4.5	92	29	3.2	216	3-30	246	36/	22/	1	5-43.2	6-39	4-2	27	3	1	1	1	0	3/3	-	2/2	26:54	
DIV 1/4	at DEN	[W]	21	7	13	1	6-12	351	60	5.9	126	21	6.0	225	1-1	226	38/	25/	0	5-42.6	8-64	1-0	27	4	2	2	0	0	1/2	1/2	0/0	27:36	
AFC 1/12	at NE	[L																															



JAGUARS RECORD BOOK
REGULAR SEASON WEEK 14 vs. MINNESOTA

TEAM RECORDS

ALL-TIME TEAM SPLITS

ALL-TIME RECORDS

All-Time Record (Regular Season & Playoffs)	159-200 (.443)
Regular Season Record	153-194 (.441)
at Home	93-81 (.534)
on Road	61-113 (.351)
Postseason Record	5-6 (.455)
at Home	2-1 (.667)
on Road	3-5 (.375)

vs. AFC/NFC OPPONENTS

Record vs. AFC Opponents	117-145 (.447)
at Home	68-64 (.515)
on Road	49-81 (.366)
vs. AFC East	15-26 (.375)
at Home	8-12 (.400)
on Road	7-14 (.333)
vs. AFC North	12-18 (.400)
at Home	6-9 (.400)
on Road	6-9 (.400)
vs. AFC South	33-54 (.379)
at Home	20-24 (.455)
on Road	13-30 (.302)
vs. AFC West	18-24 (.429)
at Home	12-9 (.571)
on Road	6-14 (.300)
Record vs. NFC Opponents	37-48 (.435)
at Home	25-18 (.581)
on Road	12-31 (.279)
vs. NFC East	11-13 (.458)
at Home	8-4 (.667)
on Road	3-9 (.250)
vs. NFC North	6-9 (.400)
at Home	3-4 (.429)
on Road	3-5 (.375)
vs. NFC South	6-10 (.375)
at Home	5-3 (.625)
on Road	1-7 (.125)
vs. NFC West	10-10 (.500)
at Home	7-3 (.700)
on Road	3-7 (.300)

vs. AFC CENTRAL/AFC SOUTH

Record vs. Own Division	72-76 (.486)
vs. AFC Central (1995-2001)	39-23 (.629)
at Home	22-9 (.710)
on Road	17-14 (.548)
vs. AFC South (2002-present)	33-54 (.379)
at Home	20-24 (.455)
on Road	13-30 (.302)

RECORDS BY MONTH

Record in August	1-0 (1.000)
at Home	0-0 (.000)
on Road	1-0 (1.000)
Record in September	33-44 (.429)
at Home	19-19 (.500)
on Road	14-25 (.359)
Record in October	33-53 (.384)
at Home	18-23 (.439)
on Road	15-30 (.333)
Record in November	44-41 (.518)
at Home	27-15 (.643)
on Road	17-26 (.395)
Record in December	39-52 (.429)
at Home	24-24 (.500)
on Road	15-28 (.349)
Record in January	4-4 (.500)
at Home	3-0 (1.000)
on Road	1-4 (.200)

RECORDS BY GAME DAY

Record on Monday	8-7 (.533)
at Home	7-4 (.636)
on Road	1-3 (.250)
Record on Thursday	4-6 (.400)
at Home	4-4 (.500)
on Road	0-2 (.000)
Record on Saturday	1-2 (.333)
at Home	0-0 (.000)
on Road	1-2 (.333)
Record on Sunday	141-179 (.441)
at Home	82-73 (.529)
on Road	59-106 (.358)

DAY & NIGHT SPLITS

Day Games	137-175 (.439)
at Home	78-69 (.531)
on Road	59-106 (.358)
Night Games	17-19 (.472)

at Home	15-12 (.556)
on Road	2-7 (.222)
on Monday	8-7 (.533)
at Home	7-4 (.636)
on Road	1-3 (.250)
on Thursday	4-6 (.400)
at Home	4-4 (.500)
on Road	0-2 (.000)
on Saturday	5-6 (.455)
at Home	4-4 (.500)
on Road	1-2 (.333)

RECORDS BY TIME ZONE

Eastern Time Zone	124-138 (.473)
Central Time Zone	23-40 (.365)
Mountain Time Zone	3-3 (.500)
Pacific Time Zone	2-11 (.154)

VENUE SPLITS

Grass Surface	132-142 (.482)
Artificial Turf Surface	22-52 (.297)
Dome	6-19 (.240)

SCORING SPLITS

Scoring First	104-52 (.667)
at Home	63-23 (.733)
on Road	41-29 (.586)
Opponent Scores First	50-142 (.260)
at Home	30-58 (.341)
on Road	20-84 (.192)
Scoring 20-Plus Points	124-56 (.689)
at Home	77-22 (.778)
on Road	47-33 (.586)
Scoring Less Than 20 Points	38-148 (.204)
at Home	21-64 (.247)
on Road	17-84 (.168)
Allowing 20-Plus Points	50-161 (.237)
at Home	27-68 (.284)
on Road	23-92 (.200)
Allowing Less Than 20 Points	113-45 (.715)
at Home	71-20 (.780)
on Road	42-25 (.627)
Games Decided by < 7 Points	88-188 (.319)
at Home	49-79 (.383)
on Road	38-109 (.259)
Games Decided by < 3 Points	39-185 (.174)
at Home	22-77 (.222)
on Road	17-108 (.136)
Led after 1st Quarter	89-39 (.695)
Trailed after 1st Quarter	41-119 (.256)
Led at Halftime	105-30 (.778)
Trailed at Halftime	34-144 (.191)
Tied at Halftime	16-20 (.444)
Led after 3rd Quarter	118-29 (.803)
Trailed after 3rd Quarter	26-152 (.146)
Overtime Games	7-8 (.467)
at Home	3-1 (.750)
on Road	4-7 (.364)

SPLIT-SEASON RECORDS

Record on Kickoff Weekend	11-11 (.500)
at Home	7-6 (.538)
on Road	4-5 (.444)
Day Games	11-11 (.500)
Night Games	0-0 (.000)
Record During Season's First Half (Games 1-8)	72-103 (.411)
at Home	43-43 (.500)
on Road	29-60 (.326)
Record During Season's Second Half (Games 9-16)	82-87 (.485)
at Home	50-37 (.575)
on Road	32-50 (.390)

COIN-TOSS RESULTS

Won Coin Toss (since 1999)	54-82 (.397)
at Home	30-39 (.435)
on Road	24-43 (.358)
Lost Coin Toss (since 1999)	64-83 (.435)
at Home	39-33 (.542)
on Road	25-50 (.333)

MISCELLANEOUS

Positive Turnover Ratio	105-40 (.724)
Negative Turnover Ratio	17-116 (.128)
Turnover Ratio is Even	32-38 (.457)
Time of Possession > 30:00	106-73 (.592)
Time of Possession < 30:00	48-121 (.284)
Have 300 Net Passing Yards	16-20 (.444)
Have 100-Yard Rusher	59-29 (.670)
Have 100-Yard Receiver	41-56 (.423)
Have Two 100-Yard Receivers	6-7 (.462)

CAREER RECORDS

SERVICE

SEASONS	
Brad Meester (2000-13)	14
MARCEDES LEWIS (2006-16)	11
Josh Scobee (2004-14)	11
Fred Taylor (1998-2008)	11
Jimmy Smith (1995-2005)	11
Rashean Mathis (2003-12)	10
Rob Meier (2000-08)	10
Greg Jones (2004-12)	9
Daryl Smith (2004-12)	9
David Garrard (2002-10)	9
Maurice Williams (2001-09)	9
Paul Spicer (2000-08)	9
Donovin Darius (1998-2006)	9
Mark Brunell (1995-2003)	9
Maurice Jones-Drew (2006-13)	8
Vince Manuwai (2003-10)	8
John Henderson (2002-09)	8
Joe Zelenka (2001-08)	8
Kyle Brady (1999-2006)	8
Tony Brackens (1996-2003)	8
Tony Boselli (1995-2001)	8
Mike Hollis (1995-2001)	8

GAMES PLAYED	
Brad Meester (2000-13)	209
Jimmy Smith (1995-2005)	171
Josh Scobee (2004-14)	168
MARCEDES LEWIS (2006-16)	154
Fred Taylor (1998-2008)	140
Rob Meier (2000-08)	138
Rashean Mathis (2003-12)	137
Joe Zelenka (2001-08)	128
Daryl Smith (2004-12)	126
John Henderson (2002-09)	124

CONSECUTIVE GAMES PLAYED	
Joe Zelenka (2001-08)	128
Josh Scobee (2007-14)	119
Tyson Alualu (2010-15)	96
Bryan Barker (1995-2000)	96
Brad Meester (2000-05)	92
Brad Meester (2008-13)	89
Jimmy Smith (1995-2000)	88
Marcus Stroud (2001-06)	86
John Henderson (2002-06)	82
Mike Hollis (1995-2000)	82

GAMES STARTED	
Brad Meester (2000-13)	209
Jimmy Smith (1995-2005)	150
Fred Taylor (1998-2008)	136
MARCEDES LEWIS (2006-16)	139
Rashean Mathis (2003-12)	129
Daryl Smith (2004-12)	124
John Henderson (2002-09)	120
Mark Brunell (1995-2003)	117
Donovin Darius (1998-2006)	115
Kyle Brady (1999-2006)	110

CONSECUTIVE GAMES STARTED	
Brad Meester (Sept. 3, 2000-Dec. 4, 2005)	92
Brad Meester (Oct. 26, 2008-Dec. 22, 2013)	89
Rashean Mathis (Sept. 7, 2003-Nov. 25, 2007)	74
Vince Manuwai (Nov. 30, 2003-Dec. 23, 2007)	68
Marcus Stroud (Sept. 8, 2002-Oct. 1, 2006)	68
Tyson Alualu (Sept. 12, 2011-Dec. 29, 2013)	64
Maurice Williams (Sept. 7, 2003-Dec. 31, 2006)	64
Chris Naeole (Sept. 8, 2002-Dec. 24, 2005)	63
Uche Nwaneri (Oct. 4, 2009-Dec. 23, 2012)	60
Kevin Hardy (Dec. 21, 1997-Nov. 18, 2001)	58

SCORING

POINTS	
Josh Scobee (2004-14)	1,022
Mike Hollis (1995-2001)	764
Maurice Jones-Drew (2006-13)	486
Fred Taylor (1998-2008)	424
Jimmy Smith (1995-2005)	418
James Stewart (1995-99)	228
Keenan McCardell (1996-2001)	190
JASON MYERS (2015-16)	180
MARCEDES LEWIS (2006-16)	168
Stacey Mack (1999-2002)	120

CONSECUTIVE GAMES SCORING	
Mike Hollis (Dec. 24, 1995-Sept. 10, 2000)	67
Josh Scobee (Jan. 2, 2005-Oct. 4, 2009)	61
Josh Scobee (Oct. 18, 2009-Oct. 28, 2012)	50
Josh Scobee (Sept. 15, 2013-Dec. 28, 2014)	31
JASON MYERS (Sept. 13, 2015-Dec. 4, 2016)	28
Mike Hollis (Oct. 16, 2000-Dec. 30, 2001)	25
Seth Marler (Sept. 7, 2003-Dec. 28, 2003)	16
Josh Scobee (Sept. 12-Dec. 19, 2004)	14
Mike Hollis (Sept. 3-Dec. 10, 1995)	14
<i>Several players tied</i>	8

TOUCHDOWNS	
Maurice Jones-Drew (2006-13)	81
Fred Taylor (1998-2008)	70
Jimmy Smith (1995-2005)	69
James Stewart (1995-99)	38
Keenan McCardell (1996-2001)	30
MARCEDES LEWIS (2006-16)	28
ALLEN ROBINSON (2014-16)	22
Stacey Mack (1999-2002)	20
ALLEN HURNS (2014-16)	19
Reggie Williams (2004-08)	18
David Garrard (2002-10)	17

CONSECUTIVE GAMES SCORING TD	
Fred Taylor (Sept. 20-Nov. 22, 1998)	8
Maurice Jones-Drew (Nov. 12-Dec. 31, 2006)	8
Allen Hurns (Sept. 27-Nov. 15, 2015)	7
Fred Taylor (Nov. 12-Dec. 23, 2000)	7
Allen Robinson (Nov. 29-Dec. 27, 2015)	5
Maurice Jones-Drew (Oct. 18-Nov. 22, 2009)	5
Maurice Jones-Drew (Nov. 4-Dec. 2, 2007)	5
Julius Thomas (Nov. 19-Dec. 13, 2015)	4
Mercedes Lewis (Dec. 1-22, 2013)	4
<i>Several players tied</i>	4

FIELD GOALS MADE	
Josh Scobee (2004-14)	235
Mike Hollis (1995-2001)	175
JASON MYERS (2015-16)	42
Seth Marler (2003)	20
John Carney (2007)	9
Tim Seder (2002)	8
Danny Boyd (2002)	5
Hayden Epstein (2002)	5
Steve Lindsey (1999-2000)	5
Richie Cunningham (2002)	1

CONSECUTIVE FIELD GOALS MADE	
Josh Scobee (Nov. 27, 2011-Nov. 4, 2012)	20
Mike Hollis (Nov. 1, 1998-Sept. 19, 1999)	20
Jason Myers (Nov. 15, 2015-Sept. 11, 2016)	16
Mike Hollis (Oct. 12-Nov. 30, 1997)	16
Josh Scobee (Sept. 11-Nov. 13, 2011)	15
Josh Scobee (Oct. 1-Nov. 26, 2006)	15
Josh Scobee (Dec. 23, 2012-Nov. 10, 2013)	14
Josh Scobee (Sept. 12-Nov. 14, 2010)	14
Mike Hollis (Sept. 3-Oct. 29, 2000)	13

CONSECUTIVE GAMES SCORING FG	
Josh Scobee (Nov. 14, 2010-Oct. 24, 2011)	15
Josh Scobee (Oct. 29, 2006-Dec. 16, 2007)	13
Mike Hollis (Sept. 12-Nov. 21, 1999)	10
Josh Scobee (Nov. 24, 2013-Sept. 21, 2014)	9
Josh Scobee (Sept. 15-Nov. 10, 2013)	8
Josh Scobee (Jan. 3-Oct. 24, 2010)	8
Josh Scobee (Nov. 13, 2005-Jan. 1, 2006)	8
Seth Marler (Sept. 7-Nov. 2, 2003)	8
Mike Hollis (Dec. 24, 1995-Oct. 13, 1996)	8

FIELD GOAL PERCENTAGE (MIN. 25 FGA)	
JASON MYERS (2015-16)	85.7
Josh Scobee (2004-14)	80.8
Mike Hollis (1995-2001)	80.6
Seth Marler (2003)	60.6

LONGEST FIELD GOALS	
Josh Scobee (Oct. 3, 2010 vs. Ind.)	59
JASON MYERS (Sept. 20, 2015 vs. Mia.)	58
Josh Scobee (Dec. 15, 2013 vs. Buf.)	55
Josh Scobee (Sept. 18, 2011 at NYJ)	55
JASON MYERS (Nov. 13, 2016 vs. Hou.)	54
Josh Scobee (Oct. 24, 2011 vs. Bal.)	54

EXTRA-POINT PERCENTAGE (MIN. 25 XPA)	
Seth Marler (2003)	100.0
Mike Hollis (1995-2001)	98.8
Josh Scobee (2004-14)	98.4
JASON MYERS (2015-16)	87.1

EXTRA POINTS MADE	
Josh Scobee (2004-14)	317
Mike Hollis (1995-2001)	239
JASON MYERS (2015-16)	53
Seth Marler (2003)	30
John Carney (2007)	20
Hayden Epstein (2002)	13
Tim Seder (2002)	11
Danny Boyd (2002)	7
Steve Lindsey (1999-2000)	5
Richie Cunningham (2002)	2

CONSECUTIVE EXTRA POINTS MADE	
Mike Hollis (Oct. 22, 1995-Dec. 9, 2001)	220
Josh Scobee (Nov. 8, 2009-Jan. 1, 2012)	82
Josh Scobee (Sept. 12, 2004-Jan. 1, 2006)	59
Josh Scobee (Dec. 16, 2007-Nov. 1, 2009)	58
Josh Scobee (Sept. 10, 2006-Dec. 16, 2007)	55
Josh Scobee (Sept. 16, 2012-Dec. 22, 2013)	39
Seth Marler (Sept. 7-Dec. 28, 2003)	30

CAREER RECORDS


PASSING

PASSING YARDS

Mark Brunell (1995-2003)	25,698
David Garrard (2002-10).....	16,003
BLAKE BORTLES (2014-16).....	10,266
Byron Leftwich (2003-06)	9,042
CHAD HENNE (2012-16).....	5,817
Blaine Gabbert (2011-13).....	4,357
Quinn Gray (2005-07).....	1,252
Steve Beuerlein (1995).....	952
Jonathan Quinn (1998-2001).....	748
Jamie Martin (1998-2000).....	662

CONSECUTIVE PASS COMPLETIONS

David Garrard (Nov. 14-21, 2010)	17
Byron Leftwich (Oct. 17-24, 2004)	15
Mark Brunell (Sept. 7, 2003 at Car.).....	13
Mark Brunell (Oct. 6, 1996 at N.O.).....	13



LONGEST PASS COMPLETIONS

BLAKE BORTLES (Dec. 27, 2015 at N.O.)	90t
Byron Leftwich (Sept. 28, 2003 at Hou.)	84t
CHAD HENNE (Nov. 18, 2012 at Hou.)	81t
BLAKE BORTLES (Dec. 13, 2015 vs. Ind.)	80t
Blaine Gabbert (Sept. 23, 2012 at Ind.)	80t
Quinn Gray (Nov. 4, 2007 at N.O.)	80t
Mark Brunell (Sept. 15, 2002 at K.C.).....	79t
Mark Brunell (Nov. 1, 1998 at Bal.).....	78t
David Garrard (Nov. 21, 2010 vs. Cle.).....	75
Mark Brunell (Nov. 9, 1997 vs. K.C.).....	75

AVG. GAIN PER ATTEMPT (MIN. 200 ATTEMPTS)

Mark Brunell (1995-2003)	7.11
David Garrard (2002-10).....	7.02
Quinn Gray (2005-07).....	6.96
Byron Leftwich (2003-06)	6.73
Steve Beuerlein (1995).....	6.70
BLAKE BORTLES (2014-16).....	6.56
CHAD HENNE (2012-15).....	6.54
Jonathan Quinn (1998-2001).....	5.98
Blaine Gabbert (2011-13).....	5.61

PASS ATTEMPTS

Mark Brunell (1995-2003)	3,616
David Garrard (2002-10).....	2,281
BLAKE BORTLES (2014-16).....	1,564
Byron Leftwich (2003-06)	1,344
CHAD HENNE (2012-16).....	889
Blaine Gabbert (2011-13).....	777
Quinn Gray (2005-07).....	180
Steve Beuerlein (1995).....	142
Jonathan Quinn (1998-2001).....	125
Jay Fiedler (1999).....	94

TOUCHDOWN PASSES

Mark Brunell (1995-2003)	144
David Garrard (2002-10).....	89
BLAKE BORTLES (2014-16).....	66
Byron Leftwich (2003-06)	51
CHAD HENNE (2012-16).....	27
Blaine Gabbert (2011-13).....	22
Quinn Gray (2005-07).....	12
Jamie Martin (1998-2000).....	4
Steve Beuerlein (1995).....	4
Jonathan Quinn (1998-2001).....	3

INTERCEPTIONS THROWN

Mark Brunell (1995-2003)	86
David Garrard (2002-10).....	54
BLAKE BORTLES (2014-16).....	50
Byron Leftwich (2003-06)	36
CHAD HENNE (2012-16).....	26
Blaine Gabbert (2011-13).....	24
Steve Beuerlein (1995).....	7
Quinn Gray (2005-07).....	5
Luke McCown (2009-11).....	4
Jonathan Quinn (1998-2001).....	4

INTERCEPTION % (MIN. 125 ATTEMPTS)

David Garrard (2002-10).....	2.37
Mark Brunell (1995-2003)	2.38
Byron Leftwich (2003-06)	2.68
Quinn Gray (2005-07).....	2.78
CHAD HENNE (2012-16).....	2.92
Blaine Gabbert (2011-13).....	3.09
Jonathan Quinn (1998-2001).....	3.20

LONGEST PASSING TOUCHDOWNS

BLAKE BORTLES (Dec. 27, 2015 at N.O.)	90
Byron Leftwich (Sept. 28, 2003 at Hou.)	84
CHAD HENNE (Nov. 18, 2012 at Hou.)	81
BLAKE BORTLES (Dec. 13, 2015 vs. Ind.)	80
Blaine Gabbert (Sept. 23, 2012 at Ind.)	80
Quinn Gray (Nov. 4, 2007 at N.O.)	80
Mark Brunell (Sept. 15, 2002 at K.C.).....	79
Mark Brunell (Nov. 1, 1998 at Bal.).....	78
Blaine Gabbert (Oct. 9, 2011 vs. Cin.).....	74

300-YARD PASSING GAMES

Mark Brunell (1995-2003)	22
BLAKE BORTLES (2014-16).....	10
David Garrard (2002-10).....	6
CHAD HENNE (2012-16).....	6
Byron Leftwich (2003-06)	5
Quinn Gray (2003-07).....	2

400-YARD PASSING GAMES

Mark Brunell (1995-2003)	2
--------------------------------	---

PASS COMPLETIONS

Mark Brunell (1995-2003)	2,184
David Garrard (2002-10).....	1,406
BLAKE BORTLES (2014-16).....	917
Byron Leftwich (2003-06)	789
CHAD HENNE (2012-16).....	513
Blaine Gabbert (2011-13).....	414
Quinn Gray (2005-07).....	101
Steve Beuerlein (1995).....	71
Jonathan Quinn (1998-2001).....	66
Jay Fiedler (1999).....	61

CONSECUTIVE GAMES WITH TD PASS

Blake Bortles (Sept. 13-Dec. 27, 2015).....	15
Mark Brunell (Oct. 7, 2001-Sept. 15, 2002).....	14
Byron Leftwich (Nov. 30, 2003-Oct. 24, 2004).....	12
Blake Bortles (Sept. 11-Nov. 27, 2016).....	11
Mark Brunell (Oct. 22-Dec. 23, 2000).....	9
David Garrard (Dec. 17, 2006-Oct. 14, 2007).....	8
Byron Leftwich (Sept. 25-Nov. 20, 2005)	8
Mark Brunell (Oct. 19-Dec. 7, 1997).....	8
Mark Brunell (Sept. 17-Nov. 12, 1995).....	8
<i>Two players tied</i>	7

CONSECUTIVE GAMES WITH NO INTS

David Garrard (Sept. 9-Nov. 25, 2007).....	8
David Garrard (Dec. 11, 2005-Nov. 5, 2006)	6
Mark Brunell (Oct. 11-Nov. 14, 1999)	5
Mark Brunell (Dec. 1, 1996-Sept. 22, 1997)	5
<i>Several players tied</i>	4

CONSECUTIVE PASSES WITH NO INTS

David Garrard (Sept. 9-Nov. 25, 2007).....	209
David Garrard (Dec. 4, 2005-Nov. 12, 2006)	175
Mark Brunell (Nov. 24, 1996-Sept. 28, 1997).....	172
David Garrard (Nov. 22-Dec. 17, 2009)	155
Mark Brunell (Oct. 3-Nov. 21, 1999).....	148

PASSER RATING (MIN. 200 ATTEMPTS)

David Garrard (2002-10).....	85.8
Mark Brunell (1995-2003)	85.4
Byron Leftwich (2003-06)	80.5
BLAKE BORTLES (2014-16).....	79.0
CHAD HENNE (2012-16).....	75.4
Blaine Gabbert (2011-13).....	66.4

COMPLETION % (MIN. 125 ATTEMPTS)

David Garrard (2002-10).....	61.64
Mark Brunell (1995-2003)	60.40
Byron Leftwich (2003-06)	58.71
BLAKE BORTLES (2014-16).....	58.63
CHAD HENNE (2012-16).....	57.71
Quinn Gray (2005-07).....	56.11
Blaine Gabbert (2011-13).....	53.28
Jonathan Quinn (1998-2001).....	52.80
Steve Beuerlein (1995).....	50.00



CAREER RECORDS

RUSHING

RUSHING YARDS

Fred Taylor (1998-2008).....	11,271
Maurice Jones-Drew (2006-13).....	8,071
James Stewart (1995-99).....	2,951
Mark Brunell (1995-2003).....	2,219
David Garrard (2002-10).....	1,746
Stacey Mack (1999-2002).....	1,498
Natrone Means (1996-97).....	1,330
T.J. YELDON (2015-16).....	1,113
DENARD ROBINSON (2013-16).....	1,041
Rashad Jennings (2009-12).....	944

RUSHING ATTEMPTS

Fred Taylor (1998-2008).....	2,428
Maurice Jones-Drew (2006-13).....	1,804
James Stewart (1995-99).....	765
Mark Brunell (1995-2003).....	429
Natrone Means (1996-97).....	396
David Garrard (2002-10).....	380
Stacey Mack (1999-2002).....	372
T.J. YELDON (2015-16).....	276
Greg Jones (2004-12).....	270
DENARD ROBINSON (2013-16).....	259

RUSHING TOUCHDOWNS

Maurice Jones-Drew (2006-13).....	68
Fred Taylor (1998-2008).....	62
James Stewart (1995-99).....	33
Stacey Mack (1999-2002).....	19
David Garrard (2002-10).....	17
Mark Brunell (1995-2003).....	14
Natrone Means (1996-97).....	11
Greg Jones (2004-12).....	10
Byron Leftwich (2003-06).....	8
<i>Several players tied.....</i>	7

CONSECUTIVE GAMES WITH RUSHING TD

Maurice Jones-Drew (Nov. 12-Dec. 31, 2006).....	8
Maurice Jones-Drew (Oct. 18-Nov. 22, 2009).....	5
Maurice Jones-Drew (Nov. 11-Dec. 2, 2007).....	4
Fred Taylor (Dec. 3-23, 2000).....	4
Fred Taylor (Dec. 13, 1999-Jan. 2, 2000).....	4
James Stewart (Nov. 21-Dec. 13, 1999).....	4
Fred Taylor (Nov. 1-22, 1998).....	4
Natrone Means (Nov. 9-30, 1997).....	4

RUSHING AVERAGE (MIN. 100 ATTEMPTS)

BLAKE BORTLES (2014-16).....	6.79
Mark Brunell (1995-2003).....	5.17
Fred Taylor (1998-2008).....	4.64
David Garrard (2002-10).....	4.59
Maurice Jones-Drew (2006-13).....	4.47
Rashad Jennings (2009-12).....	4.21
Jordan Todman (2012-14).....	4.05
Stacey Mack (1999-2002).....	4.03
T.J. YELDON (2015-16).....	4.03
DENARD ROBINSON (2013-16).....	4.02

200-YARD RUSHING GAMES

Fred Taylor (1998-2008).....	1
------------------------------	---

100-YARD RUSHING GAMES

Fred Taylor (1998-2008).....	47
Maurice Jones-Drew (2006-13).....	27
James Stewart (1995-99).....	6
Stacey Mack (1999-2002).....	3
T.J. YELDON (2015-16).....	2
DENARD ROBINSON (2013-16).....	2
Rashad Jennings (2009-12).....	2
Greg Jones (2004-12).....	2

LONGEST RUNS FROM SCRIMMAGE

Maurice Jones-Drew (Nov. 1, 2009 at Ten.).....	80t
Fred Taylor (Dec. 9, 2007 vs. Car.).....	80t
Maurice Jones-Drew (Nov. 1, 2009 at Ten.).....	79t
Fred Taylor (Oct. 12, 1998 vs. Mia.).....	77t
Fred Taylor (Oct. 14, 2007 vs. Hou.).....	76
Fred Taylor (Dec. 10, 2006 vs. Ind.).....	76
Rashad Jennings (Dec. 12, 2010 vs. Oak.).....	74t
Maurice Jones-Drew (Dec. 24, 2006 vs. N.E.).....	74t

LONGEST RUSHING TDs

Maurice Jones-Drew (Nov. 1, 2009 at Ten.).....	80
Fred Taylor (Dec. 9, 2007 vs. Car.).....	80
Maurice Jones-Drew (Nov. 1, 2009 at Ten.).....	79
Fred Taylor (Oct. 12, 1998 vs. Mia.).....	77
Rashad Jennings (Dec. 12, 2010 vs. Oak.).....	74
Maurice Jones-Drew (Dec. 24, 2006 vs. N.E.).....	74
Fred Taylor (Oct. 30, 2005 at STL).....	71

CONSECUTIVE 100-YARD GAMES

Fred Taylor (Oct. 16-Dec. 17, 2000).....	9
Maurice Jones-Drew (Oct. 31-Dec. 12, 2010).....	6
Fred Taylor (Nov. 25-Dec. 23, 2007).....	5
Maurice Jones-Drew (Dec. 15, 2011-Jan. 1, 2012).....	3
Fred Taylor (Nov. 14-28, 2004).....	3
Fred Taylor (Nov. 23-Dec. 7, 2003).....	3
Stacey Mack (Dec. 16-30, 2001).....	3



RECEIVING

RECEPTIONS

Jimmy Smith (1995-2005).....	862
Keenan McCardell (1996-2001).....	499
MARCEDES LEWIS (2006-16).....	451
Maurice Jones-Drew (2006-13).....	335
Fred Taylor (1998-2008).....	286
Kyle Brady (1999-2006).....	241
Pete Mitchell (1995-2002).....	191
Reggie Williams (2004-08).....	189
Cecil Shorts III (2011-14).....	176
Mike Thomas (2009-12).....	171

RECEIVING YARDS

Jimmy Smith (1995-2005).....	12,287
Keenan McCardell (1996-2001).....	6,393
MARCEDES LEWIS (2006-16).....	4,184
Maurice Jones-Drew (2006-13).....	2,873
Kyle Brady (1999-2006).....	2,500
ALLEN ROBINSON (2014-16).....	2,570
Fred Taylor (1998-2008).....	2,361
Cecil Shorts III (2011-14).....	2,343
Reggie Williams (2004-08).....	2,322
Matt Jones (2005-08).....	2,153

RECEIVING TOUCHDOWNS

Jimmy Smith (1995-2005).....	67
Keenan McCardell (1996-2001).....	30
MARCEDES LEWIS (2006-16).....	28
ALLEN ROBINSON (2014-16).....	22
ALLEN HURNS (2014-16).....	19
Reggie Williams (2004-08).....	18
Ernest Wilford (2004-10).....	15
Matt Jones (2005-08).....	15
Mike Sims-Walker (2008-11).....	14
Kyle Brady (1999-2006).....	13

CONSECUTIVE GAMES WITH RECEPTION

Jimmy Smith (Oct. 29, 1995-Dec. 17, 2000).....	86
Jimmy Smith (Sept. 9, 2001-Jan. 1, 2006).....	76
Maurice Jones-Drew (Dec. 10, 2006-Dec. 19, 2010).....	65
Keenan McCardell (Dec. 28, 1998-Jan. 6, 2002).....	49
Keenan McCardell (Sept. 1, 1996-Dec. 13, 1998).....	45
ALLEN HURNS (Sept. 7, 2014-Oct. 27, 2016).....	38
Marcedes Lewis (Sept. 12, 2010-Sept. 9, 2012).....	32
Ernest Wilford (Dec. 26, 2004-Dec. 3, 2006).....	30
Kyle Brady (Sept. 12, 1999-Sept. 9, 2001).....	30

CONSECUTIVE GAMES WITH REC. TD

Allen Hurns (Sept. 27-Nov. 15, 2015).....	7
Allen Robinson (Nov. 29-Dec. 27, 2015).....	5
Julius Thomas (Nov. 19-Dec. 13, 2015).....	4
Marcedes Lewis (Dec. 1-22, 2013).....	4
Cecil Shorts III (Nov. 8-Dec. 2, 2012).....	4
Reggie Williams (Dec. 9-30, 2007).....	4
<i>Several players tied.....</i>	3

YARDS PER RECEPTION (MIN. 100 RECEPTIONS)

ALLEN HURNS (2014-16).....	14.57
Jimmy Smith (1995-2005).....	14.25
ALLEN ROBINSON (2014-16).....	13.96
Ernest Wilford (2004-10).....	13.86
Mike Sims-Walker (2008-11).....	13.49
Cecil Shorts III (2011-14).....	13.31
Matt Jones (2005-08).....	12.97
Keenan McCardell (1996-2001).....	12.81
Willie Jackson (1995-97).....	12.44

*An active streak

CAREER RECORDS

RECEIVING



200-YARD RECEIVING GAMES

Jimmy Smith (1995-2005).....	2
------------------------------	---

100-YARD RECEIVING GAMES

Jimmy Smith (1995-2005).....	46
Keenan McCardell (1996-2001).....	19
ALLEN HURNS (2014-16)	7
Cecil Shorts III (2011-14).....	7
ALLEN ROBINSON (2014-16)	7
Matt Jones (2005-08).....	6
Mike Sims-Walker (2008-10).....	6
Justin Blackmon (2012-13).....	3
<i>Several players tied</i>	2

LONGEST RECEPTIONS

Allen Robinson (Dec. 27, 2015 at N.O.).....	90t
Troy Edwards (Sept. 28, 2003 at Hou.).....	84t
Justin Blackmon (Nov. 18, 2012 at Hou.).....	81t
Allen Hurns (Dec. 13, 2015 vs. Ind.).....	80t
Cecil Shorts III (Sept. 23, 2012 at Ind.).....	80t
Reggie Williams (Nov. 4, 2007 at N.O.).....	80t
Patrick Johnson (Sept. 15, 2002 at K.C.).....	79t

CONSECUTIVE 100-YARD GAMES

Jimmy Smith (Oct. 24-Nov. 14, 2004).....	3
Jimmy Smith (Dec. 19, 1999-Jan. 2, 2000).....	3
Jimmy Smith (Nov. 21-Dec. 2, 1999).....	3
Jimmy Smith (Sept. 12-26, 1999).....	3
Jimmy Smith (Nov. 29-Dec. 13, 1998).....	3
Jimmy Smith (Nov. 9-23, 1997).....	3
Jimmy Smith (Aug. 31-Sept. 22, 1997).....	3
<i>Several players tied</i>	2

LONGEST RECEIVING TDs

Allen Robinson (Dec. 27, 2015 at N.O.).....	90
Troy Edwards (Sept. 28, 2003 at Hou.).....	84
Justin Blackmon (Nov. 18, 2012 at Hou.).....	81
Allen Hurns (Dec. 13, 2015 vs. Ind.).....	80
Cecil Shorts III (Sept. 23, 2012 at Ind.).....	80
Reggie Williams (Nov. 4, 2007 at N.O.).....	80
Patrick Johnson (Sept. 15, 2002 at K.C.).....	79
Fred Taylor (Nov. 1, 1998 at Bal.).....	78
Jason Hill (Oct. 9, 2011 vs. Cin.).....	74

YARDAGE

SCRIMMAGE YARDS

Fred Taylor (1998-2008).....	13,632
Jimmy Smith (1995-2005).....	12,286
Maurice Jones-Drew (2006-13).....	10,944
Keenan McCardell (1996-2001).....	6,393
MARCEDES LEWIS (2006-16)	4,184
James Stewart (1995-99).....	3,804
Kyle Brady (1999-2006).....	2,500
ALLEN ROBINSON (2014-16)	2,570
Reggie Williams (2004-08).....	2,366
Cecil Shorts III (2011-14).....	2,339

ALL-PURPOSE YARDS

Fred Taylor (1998-2008).....	13,640
Maurice Jones-Drew (2006-13).....	13,110
Jimmy Smith (1995-2005).....	12,875
Keenan McCardell (1996-2001).....	6,499
MARCEDES LEWIS (2006-16)	4,184
James Stewart (1995-99).....	3,793
Reggie Barlow (1996-2000).....	3,687
Mike Thomas (2009-12).....	3,276
Kyle Brady (1999-2006).....	2,567
Jordan Todman (2012-14).....	2,526

PUNTING

PUNTS

Bryan Barker (1995-2000).....	456
Chris Hanson (2001-06).....	424
Bryan Anger (2012-15).....	360
Adam Podlesh (2007-10).....	229
Nick Harris (2011).....	72
BRAD NORTMAN (2016)	60
Mark Royals (2003).....	45
Matt Turk (2011).....	27
Steve Weatherford (2008).....	21

PUNT YARDS

Bryan Barker (1995-2000).....	19,849
Chris Hanson (2001-06).....	18,190
Bryan Anger (2012-15).....	16,855
Adam Podlesh (2007-10).....	9,751
Nick Harris (2011).....	3,075
BRAD NORTMAN (2016)	2,780
Mark Royals (2003).....	1,852
Matt Turk (2011).....	1,072
Steve Weatherford (2008).....	915

GROSS AVERAGE (MIN. 100 PUNTS)

Bryan Anger (2012-15).....	46.8
Bryan Barker (1995-2000).....	43.5
Chris Hanson (2001-06).....	42.9
Adam Podlesh (2007-10).....	42.5

NET AVERAGE (MIN. 100 PUNTS)

Bryan Anger (2012-15).....	40.5
Adam Podlesh (2007-10).....	37.8
Bryan Barker (1995-2000).....	37.2
Chris Hanson (2001-06).....	35.9

LONGEST PUNTS

Bryan Barker (Oct. 11, 1999 at N.Y. Jets).....	83
BRAD NORTMAN (OCT. 2, 2016 VS. IND.)	78
Adam Podlesh (Oct. 28, 2007 at T.B.).....	76
Chris Hanson (Nov. 20, 2005 at Ten.).....	74
Bryan Anger (Oct. 4, 2012 vs. Det.).....	73
Bryan Anger (Dec. 14, 2014 at Bal.).....	69
Chris Hanson (Sept. 12, 2004 at Buf.).....	69
BRAD NORTMAN (SEPT. 11, 2016 VS. G.B.)	67
Bryan Anger (Nov. 30, 2014 vs. N.Y. Giants).....	66
Bryan Anger (Sept. 23, 2012 at Ind.).....	66
Bryan Anger (Dec. 23, 2012 vs. N.E.).....	65
Bryan Anger (Nov. 25, 2012 vs. Ten.).....	65
Bryan Anger (Oct. 7, 2012 vs. Chi.).....	65
Matt Turk (Sept. 11, 2011 vs. Ten.).....	65
Bryan Barker (Oct. 1, 2000 vs. Pit.).....	65
BRAD NORTMAN (SEPT. 11, 2016 VS. G.B.)	65

INSIDE THE 20 (MIN. 100 PUNTS)

Bryan Barker (1995-2000).....	151
Chris Hanson (2001-06).....	136
Bryan Anger (2011-15).....	113
Adam Podlesh (2007-10).....	75



CONSECUTIVE PUNTS WITHOUT BLOCK

Bryan Barker (1995-2000).....	456
Adam Podlesh (2007-10).....	229
Chris Hanson (2001-03).....	168

TOUCHBACKS (MIN. 100 PUNTS)

Adam Podlesh (2007-10).....	19
Bryan Anger (2012-15).....	27
Bryan Barker (1995-2000).....	43
Chris Hanson (2001-06).....	50

CAREER RECORDS

RETURNS

KICKOFF RETURNS

Maurice Jones-Drew (2006-13).....	79
Deji Karim (2010-11).....	77
Brian Witherspoon (2008-09).....	76
Reggie Barlow (1996-2000).....	70
Jordan Todman (2012-14).....	68
Willie Jackson (1995-97).....	58
David Allen (2003-04).....	52
Derrick Wimbush (2005-06).....	47
Elvis Joseph (2001-02).....	44
Shyrone Stith (2000).....	33

LONGEST KICKOFF RETURNS

Maurice Jones-Drew (Nov. 4, 2007 at N.O.).....	100t
Alvis Whitted (Dec. 26, 1999 at Ten.).....	98t
Elvis Joseph (Nov. 18, 2001 at Pit.).....	85t
Maurice Jones-Drew (Dec. 10, 2006 vs. Ind.).....	93t
Reggie Barlow (Dec. 7, 1997 vs. N.E.).....	92t

PUNT RETURN YARDS

Reggie Barlow (1996-2000).....	1,581
Alvin Pearman (2005-08).....	693
Mike Thomas (2009-12).....	620
David Allen (2003-04).....	468
RASHAD GREENE SR. (2015-16).....	432
Ace Sanders (2013-14).....	367
Chris Hudson (1995-98).....	348
Damon Gibson (2001-02).....	333
Bobby Shaw (2002).....	310
Jermaine Lewis (2003-04).....	272



KICKOFF RETURN YARDS

Maurice Jones-Drew (2006-12).....	2,054
Deji Karim (2010-11).....	1,900
Brian Witherspoon (2008-09).....	1,818
Jordan Todman (2012-14).....	1,762
Reggie Barlow (1996-2000).....	1,634
Willie Jackson (1995-97).....	1,206
Derrick Wimbush (2005-06).....	1,136
David Allen (2003-04).....	1,041
Elvis Joseph (2001-02).....	990
Shyrone Stith (2000).....	785

KICK RETURN AVERAGE (MIN. 50 RETURNS)

Maurice Jones-Drew (2006-13).....	26.00
Jordan Todman (2012-14).....	25.91
Deji Karim (2010-11).....	24.68
Brian Witherspoon (2008-09).....	23.92
Reggie Barlow (1996-2000).....	23.34
Willie Jackson (1995-97).....	20.79
David Allen (2003-04).....	20.02

PUNT RETURN AVERAGE (MIN. 25 RETURNS)

Bobby Shaw (2002).....	12.40
David Allen (2003-04).....	11.14
RASHAD GREENE SR. (2015-16).....	11.08
Chris Hudson (1995-98).....	10.88
Reggie Barlow (1996-2000).....	10.83
Jermaine Lewis (2003-04).....	9.71
Alvin Pearman (2005-08).....	8.56
Damon Gibson (2001-02).....	8.54
Mike Thomas (2009-12).....	8.27
Dennis Northcutt (2007-08).....	8.19

PUNT RETURN TOUCHDOWNS

Reggie Barlow (1996-2000).....	2
RASHAD GREENE (2015-16).....	1
Mike Thomas (2009-12).....	1
Bobby Shaw (2002).....	1

KICKOFF RETURN TOUCHDOWNS

Maurice Jones-Drew (2006-11).....	2
Derrick Wimbush (2005-06).....	1
Jimmy Smith (1995-2005).....	1
Elvis Joseph (2001-02).....	1
Alvis Whitted (1998-2001).....	1
Reggie Barlow (1996-2000).....	1



PUNT RETURNS

Reggie Barlow (1996-2000).....	146
Alvin Pearman (2005-08).....	81
Mike Thomas (2009-12).....	75
Ace Sanders (2013-14).....	57
David Allen (2003-04).....	42
Damon Gibson (2001-02).....	39
RASHAD GREENE SR. (2015-2016).....	39
Chris Hudson (1995-98).....	32
Dennis Northcutt (2007-08).....	31
Jermaine Lewis (2003-04).....	28
Bobby Shaw (2002).....	25

LONGEST PUNT RETURNS

Reggie Barlow (Sept. 13, 1998 vs. K.C.).....	85t
Mike Thomas (Dec. 18, 2010 at Ind.).....	78t
Reggie Barlow (Nov. 21, 1999 vs. N.O.).....	74t
RASHAD GREENE SR. (Dec. 13, 2015 vs. Ind.)..	73t
Bobby Shaw (Oct. 6, 2002 vs. Phi.).....	69t
Rashad Greene (Nov. 19, 2015 vs. Ten.).....	63
Chris Hudson (Oct. 6, 1996 at N.O.).....	60

DEFENSE

INTERCEPTIONS

Rashean Mathis (2003-12).....	30
Aaron Beasley (1996-2001).....	15
Donovin Darius (1998-2006).....	14
Derek Cox (2009-12).....	12
PAUL POSLUSZNY (2011-16).....	11
Mike Peterson (2003-08).....	8
Chris Hudson (1995-98).....	8
Reggie Nelson (2007-09).....	7
Deon Grant (2004-06).....	7
Marlon McCree (2001-03).....	7
Jason Craft (1999-2003).....	7

LONGEST INTERCEPTION RETURNS

Aaron Beasley (Sept. 12, 1999 vs. S.F.).....	93t
Rashean Mathis (Oct. 5, 2008 vs. Pit.).....	72t
Rashean Mathis (Sept. 21, 2008 at Ind.).....	61t
Paul Posluszny (Oct. 13, 2013 at Den.).....	59t
Dwayne Gratz (Dec. 28, 2014 at Hou.).....	55t
Rashean Mathis (Nov. 5, 2006 vs. Ten.).....	55
Scott Starks (Nov. 5, 2006 vs. Ten.).....	55t

CONSECUTIVE GAMES WITH INT

Brian Williams (Oct. 14-Nov. 11, 2007).....	3
Geno Hayes (Dec. 5-15, 2013).....	2
Derek Cox (Oct. 7-21, 2012).....	2
Morgan Trent (Dec. 24, 2011-Jan. 1, 2012).....	2
Rashean Mathis (Dec. 31, 2006-Sept. 9, 2007).....	2
Gerald Sensabaugh (Dec. 3-10, 2006).....	2
Rashean Mathis (Sept. 10-18, 2006).....	2
Rashean Mathis (Oct. 16-30, 2005).....	2
Donovin Darius (Nov. 21-28, 2004).....	2
Mike Peterson (Nov. 23-30, 2003).....	2
Marlon McCree (Dec. 1-8, 2002).....	2
Marlon McCree (Nov. 10-17, 2002).....	2
Donovin Darius (Oct. 31-Nov. 7, 1999).....	2
Chris Hudson (Sept. 20-27, 1998).....	2
Chris Hudson (Nov. 2-9, 1997).....	2
James Williams (Nov. 26-Dec. 3, 1995).....	2

INTs RETURNED FOR TOUCHDOWN

Rashean Mathis (2003-12).....	3
Aaron Beasley (1996-2001).....	2
Several players tied.....	1



CAREER RECORDS

DEFENSE

SACKS

Tony Brackens (1996-2003)	55.0
Joel Smeenge (1995-2000).....	34.0
John Henderson (2002-09).....	29.0
Paul Spicer (2001-08).....	28.5
Kevin Hardy (1996-2001)	28.5
Gary Walker (1999-2001).....	22.5
Marcus Stroud (2001-07).....	22.0

CONSECUTIVE GAMES WITH SACK

Tony Brackens (Nov. 11-Dec. 30, 2001).....	8
YANNICK NGAKOUÉ (SEPT. 18-OCT. 16, 2016).....	4
Gary Walker (Oct. 18-Nov. 11, 2001)	4
Tony Brackens (Nov. 28-Dec. 19, 1999).....	4
Kevin Hardy (Oct. 11-Nov. 7, 1999).....	4
Tony Brackens (Sept. 22-Oct. 12, 1997).....	4

TACKLES

Daryl Smith (2004-12).....	1,089
PAUL POSLUSZNY (2011-16)	883
Donovin Darius (1998-2006).....	858
Mike Peterson (2003-08).....	837
Kevin Hardy (1996-2001)	789
John Henderson (2002-09).....	563
Rashean Mathis (2003-12).....	554
Akin Ayodele (2002-05).....	489

TAKEAWAYS

Rashean Mathis (2003-12).....	35
Donovin Darius (1998-2006).....	20
Tony Brackens (1996-2003).....	18
Aaron Beasley (1996-2001)	18



FUMBLES

FUMBLES

Mark Brunell (1995-2003)	51
David Garrard (2002-10).....	44
BLAKE BORTLES (2014-16).....	26
Fred Taylor (1998-2008).....	25
Byron Leftwich (2003-06).....	25
Maurice Jones-Drew (2006-13).....	22
Blaine Gabbert (2011-13).....	21

FUMBLES LOST

David Garrard (2002-10).....	21
Mark Brunell (1995-2003)	18
Fred Taylor (1998-2008).....	12
Maurice Jones-Drew (2006-13).....	10
Byron Leftwich (2003-06)	10

LONGEST FUMBLE RECOVERY RETURNS

Aaron Beasley (Nov. 8, 1998 vs. Cin.).....	90t
Donovin Darius (Nov. 1, 1998 at Bal.)	83t
Daryl Smith (Oct. 14, 2007 vs. Hou.)	77t
Ainsley Battles (Dec. 3, 2001 vs. G.B.).....	60t
Andre Branch (Dec. 14, 2015 vs. Ind.).....	49t

FORCED FUMBLES

Tony Brackens (1996-2003)	28
Daryl Smith (2004-12)	9
Joel Smeenge (1995-2000)	9
Aaron Beasley (1996-2001)	8
Kevin Hardy (1996-2001)	8
Marcus Stroud (2001-07).....	7
Donovin Darius (1998-2006).....	7
Akin Ayodele (2002-05)	7

OPPONENT FUMBLE RECOVERIES

Tony Brackens (1996-2003)	13
Donovin Darius (1998-2006).....	6
Fernando Bryant (1999-2003)	6
Kevin Hardy (1996-2001)	6
Bryan Schwartz (1995-99).....	6
Travis Davis (1995-98).....	6



BLOCKS

BLOCKED FIELD GOALS

Marcus Stroud (2001-07).....	2
Clyde Simmons (1996-97).....	2
TYSON ALUALU (2010-16)	1
Chris Clemons (2014-15)	1
Rashean Mathis (2003-10).....	1
John Henderson (2002-09).....	1

BLOCKED PUNTS

Donovin Darius (1998-2006).....	2
Dave Thomas (1995-99)	2

BLOCKED FIELD GOAL RETURNS

Chris Hudson (Sept. 22, 1997 vs. Pit.).....	1
Mickey Washington (Dec. 1, 1996 vs. Cin.).....	1

BLOCKED EXTRA POINTS

Sen'Derrick Marks (Nov. 20, 2016 at Det.)	1
Tony Brackens (Oct. 5, 1997 vs. Cin.)	1
Clyde Simmons (Sept. 22, 1996 at N.E.)	1

BLOCKED PUNT RETURNS

Mike Harris (Dec. 30, 2012 at Ten.).....	1
Zach Potter (Dec. 15, 2011 at Atl.)	1
Alvis Whitted (Nov. 1, 1998 at Bal.)	1
Jimmy Smith (Dec. 3, 1995 at Den.)	1

SINGLE-SEASON RECORDS

SCORING

POINTS

Mike Hollis (1997)	134
Mike Hollis (1999)	130
Josh Scobee (2006)	119
Mike Hollis (1996)	117
Jason Myers (2015)	110
Mike Hollis (1998)	108
Josh Scobee (2010)	107
Josh Scobee (2005)	107
Mike Hollis (2000)	105
Fred Taylor (1998)	102

TOUCHDOWNS


Fred Taylor (1998)	17
Maurice Jones-Drew (2009)	16
Maurice Jones-Drew (2006)	16
Allen Robinson (2015)	14
Maurice Jones-Drew (2008)	14
Fred Taylor (2000)	14
James Stewart (1999)	13
Maurice Jones-Drew (2011)	11
Several players tied	10

FIELD GOALS

Mike Hollis (1999)	31
Mike Hollis (1997)	31
Mike Hollis (1996)	30
Jason Myers (2015)	26
Josh Scobee (2006)	26
Josh Scobee (2012)	25
Josh Scobee (2000)	24
Mike Hollis (2000)	24
Several players tied	23

FIELD GOAL % (MIN. 25 ATTEMPTS)

Mike Hollis (2000)	92.3
Josh Scobee (2013)	92.0
Josh Scobee (2011)	92.0
Josh Scobee (2012)	89.3
Jason Myers (2015)	86.7
Mike Hollis (1997)	86.1
Mike Hollis (1996)	83.3
Mike Hollis (1999)	81.6
Josh Scobee (2006)	81.3
Mike Hollis (1998)	80.8



EXTRA POINTS

Mike Hollis (1998)	45
Josh Scobee (2010)	41
Josh Scobee (2006)	41
Mike Hollis (1997)	41
Josh Scobee (2005)	38
Mike Hollis (1999)	37
Josh Scobee (2008)	33
Mike Hollis (2000)	33
Jason Myers (2015)	32
Several players tied	30

PASSING

PASSING YARDS

Blake Bortles (2015)	4,428
Mark Brunell (1996) *Led NFL*	4,367
Mark Brunell (2000)	3,640
David Garrard (2008)	3,620
David Garrard (2009)	3,597
Mark Brunell (2001)	3,309
Mark Brunell (1997)	3,281
Chad Henne (2013)	3,241
Mark Brunell (1999)	3,060
Byron Leftwich (2004)	2,941

PASS ATTEMPTS

Blake Bortles (2015)	606
Mark Brunell (1996)	557
David Garrard (2008)	535
David Garrard (2009)	516
Mark Brunell (2000)	512
Chad Henne (2013)	503
Blake Bortles (2014)	475
Mark Brunell (2001)	473
Mark Brunell (1999)	441
Byron Leftwich (2004)	441

PASS COMPLETIONS

Blake Bortles (2015)	355
Mark Brunell (1996)	353
David Garrard (2008)	335
David Garrard (2009)	314
Mark Brunell (2000)	311
Chad Henne (2013)	305
Mark Brunell (2001)	289
Blake Bortles (2014)	280
Byron Leftwich (2004)	267
Mark Brunell (1997)	264

TOUCHDOWN PASSES

Blake Bortles (2015)	35
David Garrard (2010)	23
Mark Brunell (2000)	20
Mark Brunell (1998)	20
Mark Brunell (2001)	19
Mark Brunell (1996)	19
David Garrard (2007)	18
Mark Brunell (1997)	18
Mark Brunell (2002)	17
Several players tied	15

INTERCEPTIONS

Mark Brunell (1996)	20
Blake Bortles (2015)	18
Blake Bortles (2014)	17
Byron Leftwich (2003)	16
David Garrard (2010)	15
Chad Henne (2013)	14
Mark Brunell (2000)	14
David Garrard (2008)	13
Mark Brunell (2001)	13
Several players tied	11

INTERCEPTION % (MIN. 300 ATTEMPTS)

David Garrard (2007)	0.92
Mark Brunell (1997)	1.61
Byron Leftwich (2005)	1.66
Mark Brunell (2002)	1.68
David Garrard (2009)	1.94
Mark Brunell (1995)	2.02
Mark Brunell (1999)	2.04
Byron Leftwich (2004)	2.27
David Garrard (2008)	2.43
Mark Brunell (1998)	2.54

COMPLETION % (MIN. 300 ATTEMPTS)

David Garrard (2010)	64.48
David Garrard (2007)	64.00
Mark Brunell (1996)	63.38
David Garrard (2008)	62.62
Mark Brunell (2001)	61.10
David Garrard (2009)	60.85
Mark Brunell (2000)	60.74
Mark Brunell (1997)	60.69
Chad Henne (2013)	60.64
Byron Leftwich (2004)	60.54

PASSER RATING (MIN. 300 ATTEMPTS)

David Garrard (2007)	102.2
Mark Brunell (1997)	91.2
David Garrard (2010)	90.8
Mark Brunell (1998)	89.9
Byron Leftwich (2005)	89.3
Blake Bortles (2015)	88.2
Mark Brunell (2002)	85.7
Mark Brunell (2001)	84.1
Mark Brunell (2000)	84.0
Mark Brunell (1996)	84.0

AVG. GAIN PER ATTEMPT (MIN. 300 ATTEMPTS)

Mark Brunell (1996) *Led NFL*	7.84
David Garrard (2007)	7.72
Mark Brunell (1997)	7.54
David Garrard (2010)	7.47
Mark Brunell (1998)	7.35
Blake Bortles (2015)	7.31
Mark Brunell (2000)	7.11
Byron Leftwich (2005)	7.03
Mark Brunell (2001)	7.00
David Garrard (2009)	6.97

400-YARD PASSING GAMES

Mark Brunell (1996)	2
---------------------------	---

300-YARD PASSING GAMES

Blake Bortles (2015)	6
Mark Brunell (1996)	6
Several players tied	3

SINGLE-SEASON RECORDS

RUSHING

RUSHING YARDS

Maurice Jones-Drew (2011) *Led NFL*	1,606
Fred Taylor (2003)	1,572
Fred Taylor (2000)	1,399
Maurice Jones-Drew (2009)	1,391
Maurice Jones-Drew (2010)	1,324
Fred Taylor (2002)	1,314
Fred Taylor (2004)	1,224
Fred Taylor (1998)	1,223
Fred Taylor (2007)	1,202
Fred Taylor (2006)	1,146

RUSHING ATTEMPTS

Fred Taylor (2003)	345
Maurice Jones-Drew (2011)	343
Maurice Jones-Drew (2009)	312
Maurice Jones-Drew (2010)	299
Fred Taylor (2000)	292
Fred Taylor (2002)	287
Fred Taylor (1998)	264
Fred Taylor (2004)	260
James Stewart (1999)	249
Natrone Means (1997)	244

RUSHING TOUCHDOWNS

Maurice Jones-Drew (2009)	15
Fred Taylor (1998)	14
Maurice Jones-Drew (2006)	13
James Stewart (1999)	13
Maurice Jones-Drew (2008)	12
Fred Taylor (2000)	12
Maurice Jones-Drew (2007)	9
Stacey Mack (2002)	9
Stacey Mack (2001)	9
Natrone Means (1997)	9

RUSHING AVERAGE (MIN. 150 ATTEMPTS)

Maurice Jones-Drew (2006)	5.67
Fred Taylor (2007)	5.39
Fred Taylor (2006)	4.96
Fred Taylor (2000)	4.79
Fred Taylor (2004)	4.71
Maurice Jones-Drew (2011)	4.68
Fred Taylor (1998)	4.63
Maurice Jones-Drew (2007)	4.60
Fred Taylor (1999)	4.60
Fred Taylor (2002)	4.58

200-YARD RUSHING GAMES

Fred Taylor (2000)	1
--------------------	---



100-YARD RUSHING GAMES

Fred Taylor (2000)	9
Maurice Jones-Drew (2010)	7
Fred Taylor (2003)	7
Maurice Jones-Drew (2011)	6
Fred Taylor (1998)	6
Maurice Jones-Drew (2009)	5
Fred Taylor (2007)	5
Fred Taylor (2004)	5
Fred Taylor (2002)	5
Fred Taylor (2006)	4

RECEIVING

RECEPTIONS

Jimmy Smith (1999) *Led NFL*	116
Jimmy Smith (2001)	112
Keenan McCardell (2000)	94
Keenan McCardell (2001)	93
Jimmy Smith (2000)	91
Keenan McCardell (1997)	85
Keenan McCardell (1996)	85
Jimmy Smith (1996)	83
Jimmy Smith (1997)	82
Several players tied	80

RECEIVING YARDS

Jimmy Smith (1999)	1,636
Allen Robinson (2015)	1,400
Jimmy Smith (2001)	1,373
Jimmy Smith (1997)	1,324
Jimmy Smith (1996)	1,244
Jimmy Smith (2000)	1,213
Keenan McCardell (2000)	1,207
Jimmy Smith (1998)	1,182
Jimmy Smith (2004)	1,172
Keenan McCardell (1997)	1,164
Keenan McCardell (1996)	1,129
Keenan McCardell (2001)	1,110
Allen Hurns (2015)	1,031
Jimmy Smith (2002)	1,027
Jimmy Smith (2005)	1,023

YARDS PER RECEPTION (MIN. 50 RECEPTIONS)

Cecil Shorts III (2012)	17.80
Allen Robinson (2015)	17.50
Jimmy Smith (1997)	16.15
Allen Hurns (2015)	16.11
Jimmy Smith (2004)	15.84
Jimmy Smith (1998)	15.15
Jimmy Smith (1996)	14.99

RECEIVING TOUCHDOWNS

Allen Robinson (2015) *Led NFL*	14
Allen Hurns (2015)	10
Mercedes Lewis (2010)	10
Reggie Williams (2007)	10
Jimmy Smith (2001)	8
Jimmy Smith (2000)	8
Jimmy Smith (1998)	8

100-YARD RECEIVING GAMES

Jimmy Smith (1999)	9
Allen Robinson (2015)	6
Jimmy Smith (2001)	6
Jimmy Smith (1997)	6
Keenan McCardell (2000)	5
Jimmy Smith (2000)	5
Jimmy Smith (1998)	5



200-YARD RECEIVING GAMES

Justin Blackmon (2012)	1
Jimmy Smith (2000)	1
Jimmy Smith (1999)	1
Keenan McCardell (1996)	1

YARDAGE

SCRIMMAGE YARDS

Maurice Jones-Drew (2011)	1,980
Fred Taylor (2003)	1,942
Maurice Jones-Drew (2009)	1,765
Fred Taylor (2002)	1,722
Fred Taylor (1998)	1,644
Maurice Jones-Drew (2010)	1,641
Fred Taylor (2000)	1,639
Jimmy Smith (1999)	1,636
Fred Taylor (2004)	1,569
Allen Robinson (2015)	1,400

ALL-PURPOSE YARDS

Maurice Jones-Drew (2006)	2,250
Maurice Jones-Drew (2007)	2,014
Maurice Jones-Drew (2011)	1,964
Fred Taylor (2003)	1,942
Maurice Jones-Drew (2009)	1,881
Maurice Jones-Drew (2008)	1,739
Fred Taylor (2002)	1,722
Fred Taylor (1998)	1,653
Maurice Jones-Drew (2010)	1,641
Fred Taylor (2000)	1,638



SINGLE-SEASON RECORDS

PUNTING

PUNTS

Bryan Anger (2013).....	95
Bryan Anger (2014).....	94
Bryan Anger (2012).....	91
Bryan Barker (1998).....	85
Chris Hanson (2004).....	84
Chris Hanson (2005).....	82
Chris Hanson (2001).....	82
Bryan Barker (1995).....	82
Chris Hanson (2002).....	81
Bryan Anger (2015).....	80

GROSS AVERAGE (MIN. 50 PUNTS)

Bryan Anger (2012) *NFL rookie record*	47.8
Bryan Anger (2014).....	47.5
Bryan Anger (2015).....	46.3
Bryan Anger (2013).....	45.7
Bryan Barker (1998).....	45.0
Bryan Barker (1997).....	44.9
Chris Hanson (2002).....	44.2

NET AVERAGE (MIN. 50 PUNTS)

Bryan Anger (2012) *NFL rookie record*	40.8
Bryan Anger (2013).....	40.5
Bryan Anger (2014).....	39.6
Bryan Anger (2015).....	39.5
Adam Podlesh (2010).....	39.2
Bryan Barker (1997).....	38.8
Bryan Barker (1995) *Led NFL*	38.6

INSIDE THE 20 (MIN. 50 PUNTS)

Chris Hanson (2005).....	33
Bryan Barker (1999).....	32
Bryan Anger (2013).....	31
Bryan Anger (2012).....	31
Bryan Barker (2000).....	29
Chris Hanson (2004).....	28
Bryan Barker (1998).....	28

TOUCHBACKS (MIN. 50 PUNTS)

Adam Podlesh (2007)	2
Bryan Anger (2012).....	5
Several players tied.....	5



KICKOFF RETURNS

Brian Witherspoon (2008).....	52
Deji Karim (2010).....	50
David Allen (2003).....	41
Derrick Wimbush (2005).....	39
Jordan Todman (2014).....	38
Shyrone Stith (2000).....	33
Willie Jackson (1997).....	32
Maurice Jones-Drew (2007)	31
Maurice Jones-Drew (2006)	31
Reggie Barlow (1998).....	30

KICKOFF RETURN TOUCHDOWNS

Maurice Jones-Drew (2007)	1
Maurice Jones-Drew (2006)	1
Several players tied.....	1

PUNT RETURNS

Alvin Pearman (2005).....	49
Reggie Barlow (1998).....	43
Damon Gibson (2001).....	38
Reggie Barlow (1999).....	38
Reggie Barlow (1997).....	36
Mike Thomas (2010).....	34
Ace Sanders (2014).....	32
Chris Hudson (2006).....	32
Chris Hudson (1996).....	32
Reggie Barlow (2000).....	29

PUNT RETURN AVERAGE (MIN. 15 RETURNS)

Rashad Greene (2015)	16.72
Reggie Barlow (1998).....	12.91
Bobby Shaw (2002).....	12.40
David Allen (2003).....	12.00
Reggie Barlow (1997).....	11.44
Brian Witherspoon (2008).....	11.29
Reggie Barlow (1999).....	10.89
Chris Hudson (1996).....	10.88
Mike Thomas (2010).....	10.53
Desmond Howard (1995).....	10.25

KICKOFF RETURN YARDS

Brian Witherspoon (2008).....	1,250
Deji Karim (2010).....	1,248
Jordan Todman (2014).....	972
Derrick Wimbush (2005).....	955
Maurice Jones-Drew (2006)	860
David Allen (2003).....	831
Maurice Jones-Drew (2007)	811
Shyrone Stith (2000).....	785
Reggie Barlow (1998).....	747
Jordan Todman (2013).....	712

KICKOFF RETURN AVERAGE (MIN. 25 RETURNS)

Maurice Jones-Drew (2006)	27.74
Jordan Todman (2013).....	27.38
Maurice Jones-Drew (2007)	26.16
Jordan Todman (2014).....	25.58
Deji Karim (2010).....	24.96
Reggie Barlow (1998).....	24.90
Mike Thomas (2009).....	24.77
Derrick Wimbush (2005).....	24.49

PUNT RETURN YARDS

Reggie Barlow (1998).....	555
Reggie Barlow (1999).....	414
Reggie Barlow (1997).....	412
Alvin Pearman (2005).....	410
Mike Thomas (2010).....	358
Chris Hudson (1996).....	348
Damon Gibson (2001).....	333
David Allen (2003).....	324
Bobby Shaw (2002).....	310
Rashad Greene (2015).....	301

PUNT RETURN TOUCHDOWNS

Rashad Greene (2015)	1
Mike Thomas (2010).....	1
Bobby Shaw (2002).....	1
Reggie Barlow (1999).....	1
Reggie Barlow (1998).....	1

DEFENSE

INTERCEPTIONS

Rashean Mathis (2006).....	8
Marlon McCree (2002).....	6
Aaron Beasley (1999).....	6
Reggie Nelson (2007).....	5
Rashean Mathis (2005).....	5
Donovin Darius (2004).....	5
Rashean Mathis (2004).....	5
Deon Figures (1997).....	5
Several players tied.....	4

INTs RETURNED FOR TOUCHDOWN

Rashean Mathis (2008).....	2
Aaron Beasley (1999).....	2
Several players tied.....	1

SACKS

Tony Brackens (1999)	12.0
Tony Brackens (2001).....	11.0
Kevin Hardy (1999).....	10.5
Bobby McCray (2006).....	10.0
Gary Walker (1999).....	10.0

TACKLES

Paul Posluszny (2012).....	231
Hardy Nickerson (2001).....	230
Russell Allen (2012).....	201
Paul Posluszny (2011).....	192
Mike Peterson (2005)	190
Wali Rainer (2002).....	188
Kevin Hardy (1998).....	186
Mike Peterson (2004).....	178

SINGLE-SEASON RECORDS

DEFENSE & FUMBLES

TAKEAWAYS

Donovin Darius (2004).....	9
Rashean Mathis (2006).....	8
Marlon McCree (2002).....	6
Aaron Beasley (1999).....	6

FORCED FUMBLES

Tony Brackens (1999).....	8
Tony Brackens (1997).....	6
Tony Brackens (2001).....	5
Tony Brackens (1996).....	5

FUMBLES

BLAKE BORTLES (2015)	14
Blaine Gabbert (2011).....	14
David Garrard (2009).....	14
Mark Brunell (1996).....	13
David Garrard (2010).....	11
Byron Leftwich (2003).....	11

OPPONENT FUMBLE RECOVERIES

Donovin Darius (2004).....	4
Bryan Schwartz (1998).....	4

FUMBLES LOST

David Garrard (2009).....	8
Byron Leftwich (2003).....	6
Blake Bortles (2015).....	5
Blaine Gabbert (2011).....	5
David Garrard (2010).....	4
<i>Several players tied</i>	3

SINGLE-GAME RECORDS

SCORING

POINTS

James Stewart (Oct. 12, 1997 vs. Phi.).....	30
Maurice Jones-Drew (Dec. 11, 2011 vs. T.B.).....	24
Fred Taylor (Nov. 19, 2000 at Pit.).....	24
<i>Several players tied</i>	18

FIELD GOALS


Josh Scobee (Oct. 10, 2010 at Buf.).....	5
Josh Scobee (Nov. 25, 2007 vs. Buf.).....	5
Mike Hollis (Sept. 10, 2000 at Bal.).....	5
Mike Hollis (Nov. 30, 1997 vs. Bal.).....	5
Mike Hollis (Dec. 1, 1996 vs. Cin.).....	5
<i>Several players tied</i>	4

TOUCHDOWNS

James Stewart (Oct. 12, 1997 vs. Phi.).....	5
Maurice Jones-Drew (Dec. 11, 2011 vs. T.B.).....	4
Fred Taylor (Nov. 19, 2000 at Pit.).....	4
<i>Several players tied</i>	3

EXTRA POINTS

Josh Scobee (Dec. 23, 2007 vs. Oak.).....	7
Mike Hollis (Dec. 3, 2000 vs. Cle.).....	6
Mike Hollis (Nov. 1, 1998 at Bal.).....	6
<i>Several players tied</i>	5



PASSING

PASSING YARDS

Mark Brunell (Sept. 22, 1996 at N.E.).....	432
Mark Brunell (Oct. 20, 1996 at STL).....	421
Mark Brunell (Sept. 10, 2000 at Bal.).....	386
Blake Bortles (Nov. 8, 2015 at NYJ).....	381
Mark Brunell (Sept. 20, 1998 vs. Bal.).....	376
Blake Bortles (Dec. 27, 2015 at N.O.).....	368
Byron Leftwich (Oct. 10, 2004 at S.D.).....	357
Mark Brunell (Dec. 1, 1996 vs. Cin.).....	356
Chad Henne (Nov. 18, 2012 at Hou.).....	354
Quinn Gray (Nov. 4, 2007 at N.O.).....	354
Mark Brunell (Nov. 10, 1996 vs. Bal.).....	354

PASSING TDs

Blake Bortles (Dec. 6, 2015 at Ten.).....	5
Blake Bortles (Oct. 11, 2015 at T.B.).....	4
Chad Henne (Nov. 18, 2012 at Hou.).....	4
David Garrard (Oct. 31, 2010 at Dal.).....	4
Quinn Gray (Dec. 30, 2007 at Hou.).....	4
Mark Brunell (Nov. 29, 1998 at Cin.).....	4
<i>Several players tied</i>	3

PASS ATTEMPTS

Byron Leftwich (Oct. 10, 2004 at S.D.).....	54
Blake Bortles (Oct. 27, 2016 at Ten.).....	54
Blake Bortles (Oct. 18, 2015 vs. Hou.).....	53
Mark Brunell (Oct. 20, 1996 at STL).....	52
Chad Henne (Dec. 29, 2013 at Ind.).....	51
Chad Henne (Dec. 23, 2012 vs. N.E.).....	51
Blake Bortles (Oct. 4, 2015 at Ind.).....	50
Mark Brunell (Sept. 10, 2000 at Bal.).....	50
Blake Bortles (Nov. 29, 2015 vs. S.D.).....	49
Blaine Gabbert (Oct. 28, 2012 at G.B.).....	49

INTERCEPTIONS

Mark Brunell (Oct. 20, 1996 at STL).....	5
Luke McCown (Sept. 18, 2011 at NYJ).....	4
David Garrard (Sept. 19, 2010 at S.D.).....	4
David Garrard (Nov. 12, 2006 vs. Hou.).....	4
<i>Several players tied</i>	3

AVG. GAIN PER ATTEMPT (MIN. 20 ATTEMPTS)

David Garrard (Oct. 21, 2010 at Dal.).....	12.38
Rob Johnson (Aug. 31, 1997 at Bal.).....	12.25
Byron Leftwich (Oct. 5, 2003 vs. S.D.).....	12.00
Mark Brunell (Nov. 1, 1998 at Bal.).....	11.85
Mark Brunell (Nov. 21, 1999 vs. N.O.).....	11.70
Mark Brunell (Sept. 22, 1996 at N.E.).....	11.08

PASS COMPLETIONS

Mark Brunell (Oct. 20, 1996 at STL).....	37
Byron Leftwich (Oct. 10, 2004 at S.D.).....	36
Blake Bortles (Oct. 27, 2016 at Ten.).....	33
Blake Bortles (Oct. 12, 2014 at Ten.).....	32
Blake Bortles (Nov. 13, 2016 vs. Hou.).....	32
Blake Bortles (Nov. 29, 2015 vs. S.D.).....	30
Blake Bortles (Oct. 18 vs. Hou.).....	30
Chad Henne (Dec. 29, 2013 at Ind.).....	30
David Garrard (Oct. 18, 2009 vs. STL).....	30
Mark Brunell (Oct. 15, 1995 vs. Chi.).....	30

COMPLETION % (MIN. 20 ATTEMPTS)

Mark Brunell (Sept. 7, 2003 at Car.).....	85.2
Mark Brunell (Oct. 29, 2000 at Dal.).....	83.3
Rob Johnson (Aug. 31, 1997 at Bal.).....	83.3
David Garrard (Dec. 2, 2007 at Ind.).....	82.8
David Garrard (Oct. 31, 2010 at Dal.).....	81.0
David Garrard (Oct. 10, 2010 at Buf.).....	80.0
Mark Brunell (Oct. 6, 1996 at N.O.).....	80.0

SINGLE-GAME RECORDS

RUSHING

RUSHING YARDS

Fred Taylor (Nov. 19, 2000 at Pit.)	234
Fred Taylor (Dec. 21, 2003 vs. N.O.)	194
Maurice Jones-Drew (Dec. 5, 2010 at Ten.)	186
Fred Taylor (Dec. 6, 1998 vs. Det.)	183
Fred Taylor (Dec. 3, 2000 vs. Cle.)	181
Maurice Jones-Drew (Sept. 23, 2012 at Ind.)	177
Maurice Jones-Drew (Nov. 1, 2009 at Ten.)	177
Maurice Jones-Drew (Jan. 1, 2012 vs. Ind.)	169
Maurice Jones-Drew (Dec. 10, 2006 vs. Ind.)	166
Fred Taylor (Oct. 30, 2005 at STL)	165

RUSHING TOUCHDOWNS

James Stewart (Oct. 12, 1997 vs. Phi.)	5
Maurice Jones-Drew (Oct. 18, 2009 vs. STL)	3
Maurice Jones-Drew (Sept. 27, 2009 at Hou.)	3
Fred Taylor (Dec. 3, 2000 vs. Cle.)	3
Fred Taylor (Nov. 19, 2000 at Pit.)	3
Fred Taylor (Nov. 15, 1998 vs. T.B.)	3
Several players tied	2

RUSHING ATTEMPTS

Fred Taylor (Dec. 21, 2003 vs. N.O.)	34
Maurice Jones-Drew (Oct. 18, 2009 vs. STL)	33
Fred Taylor (Nov. 23, 2003 at NYJ)	32
Fred Taylor (Dec. 17, 2000 at Cin.)	32
Fred Taylor (Dec. 6, 1998 vs. Det.)	32
Maurice Jones-Drew (Dec. 5, 2010 at Ten.)	31
Fred Taylor (Oct. 29, 2000 at Dal.)	31
Several players tied	30

RUSHING AVERAGE (MIN. 10 ATTEMPTS)

Maurice Jones-Drew (Dec. 10, 2006 vs. Ind.)	11.07
Maurice Jones-Drew (Oct. 14, 2007 vs. Hou.)	10.42
Fred Taylor (Oct. 31, 1999 at Cin.)	8.53
Maurice Jones-Drew (Sept. 24, 2006 at Ind.)	7.92
Stacey Mack (Dec. 30, 2001 vs. K.C.)	7.81
Fred Taylor (Nov. 19, 2000 at Pit.)	7.80
Fred Taylor (Oct. 30, 2005 at STL)	7.50
Fred Taylor (Dec. 19, 2004 at G.B.)	7.50



RECEIVING & YARDAGE

RECEPTIONS

Keenan McCardell (Oct. 20, 1996 at STL)	16
Jimmy Smith (Sept. 10, 2000 at Bal.)	15
Justin Blackmon (Oct. 13, 2013 at Den.)	14
Jimmy Smith (Jan. 2, 2000 vs. Cin.)	14
Allen Hurns (Oct. 4, 2015 at Ind.)	11
Keenan McCardell (Dec. 23, 2000 at NYG)	11
Keenan McCardell (Oct. 1, 2000 vs. Pit.)	11
Keenan McCardell (Dec. 7, 1997 vs. N.E.)	11
Several players tied	10

RECEIVING TDs

Allen Robinson (Dec. 6, 2015 at Ten.)	3
Jimmy Smith (Sept. 10, 2000 at Bal.)	3
Several players tied	2

YARDS PER RECEPTION (MIN. 4 RECEPTIONS)

Justin Blackmon (Nov. 18, 2012 at Hou.)	33.7
Ernest Wilford (Dec. 24, 2005 at Hou.)	29.5
Andre Rison (Sept. 22, 1996 at N.E.)	28.8
Jimmy Smith (Nov. 9, 1997 vs. K.C.)	28.0

RECEIVING YARDS

Jimmy Smith (Sept. 10, 2000 at Bal.)	291
Justin Blackmon (Nov. 18, 2012 at Hou.)	236
Keenan McCardell (Oct. 20, 1996 at STL)	232
Jimmy Smith (Nov. 21, 1999 vs. N.O.)	220
Justin Blackmon (Oct. 13, 2013 at Den.)	190
Jimmy Smith (Jan. 2, 2000 vs. Cin.)	165
Jimmy Smith (Sept. 22, 1997 vs. Pit.)	164
Jimmy Smith (Dec. 1, 1996 vs. Cin.)	162
Pete Mitchell (Nov. 19, 1995 at T.B.)	161
Jimmy Smith (Nov. 16, 1997 vs. Ten.)	158

SCRIMMAGE YARDS

Jimmy Smith (Sept. 10, 2000 at Bal.)	291
Fred Taylor (Nov. 19, 2000 at Pit.)	248
Fred Taylor (Sept. 29, 2002 vs. NYJ)	237
Justin Blackmon (Nov. 18, 2012 at Hou.)	236
Keenan McCardell (Oct. 20, 1996 at STL)	232
Fred Taylor (Dec. 21, 2003 at N.O.)	225
Maurice Jones-Drew (Nov. 21, 2010 vs. Cle.)	220
Jimmy Smith (Nov. 21, 1999 vs. N.O.)	220
Fred Taylor (Sept. 20, 1998 vs. Bal.)	213
Fred Taylor (Dec. 6, 1998 vs. Det.)	206



ALL-PURPOSE YARDS

Maurice Jones-Drew (Dec. 10, 2006 vs. Ind.)	303
Jimmy Smith (Sept. 10, 2000 at Bal.)	291
Maurice Jones-Drew (Oct. 14, 2007 vs. Hou.)	260
Fred Taylor (Nov. 19, 2000 at Pit.)	248
Maurice Jones-Drew (Sept. 24, 2006 at Ind.)	244
Fred Taylor (Sept. 29, 2002 vs. NYJ)	237
Justin Blackmon (Nov. 18, 2012 at Hou.)	236
Keenan McCardell (Oct. 20, 1996 at STL)	232
Fred Taylor (Dec. 21, 2003 vs. N.O.)	225
Several players tied	220

PUNTING

PUNTS

Bryan Anger (Sept. 8, 2013 vs. K.C.)	11
Adam Podlesh (Nov. 16, 2008 vs. Ten.)	10
Bryan Anger (Oct. 21, 2012 at Oak.)	9
Bryan Anger (Sept. 16, 2012 vs. Hou.)	9
Nick Harris (Dec. 24, 2011 at Ten.)	9
Nick Harris (Nov. 27, 2011 vs. Hou.)	9
Chris Hanson (Oct. 16, 2005 at Pit.)	9
Chris Hanson (Sept. 19, 2004 vs. Den.)	9
Bryan Barker (Sept. 25, 2000 at Ind.)	9
Bryan Barker (Nov. 14, 1999 vs. Bal.)	9
Bryan Barker (Oct. 29, 1995 at Pit.)	9

PUNTS INSIDE 20

Bryan Barker (Nov. 14, 1999 vs. Bal.)	8
Bryan Anger (Nov. 17, 2013 vs. Ari.)	6
Bryan Barker (Oct. 3, 1999 vs. Pit.)	6

GROSS AVERAGE (MIN. 4 PUNTS)

Bryan Anger (Dec. 23, 2012 vs. N.E.)	56.3
Bryan Anger (Oct. 11, 2015 at T.B.)	55.3
BRAD NORTMAN (Oct. 16, 2016 at CHI.)	55.0
Bryan Barker (Oct. 19, 1997 at Dal.)	53.8
BRAD NORTMAN (Oct. 2, 2016 vs. Ind.)	53.6
Bryan Anger (Sept. 9, 2012 at Min.)	53.5
Bryan Anger (Sept. 23, 2012 at Ind.)	53.5

NET AVERAGE (MIN. 4 PUNTS)

BRAD NORTMAN (Oct. 16, 2016 at CHI.)	52.2
Bryan Anger (Nov. 4, 2012 vs. Det.)	50.5
Adam Podlesh (Dec. 23, 2007 vs. Oak.)	49.8
Chris Hanson (Nov. 10, 2002 vs. Was.)	48.2
Bryan Anger (Dec. 26, 2012 at Mia.)	47.4



SINGLE-GAME RECORDS

RETURNS

KICKOFF RETURNS

Deji Karim (Oct. 18, 2010 vs. Ten.)	7
Jermaine Lewis (Oct. 10, 2004 at S.D.)	7
Curtis Marsh (Nov. 12, 1995 vs. Sea.)	7
<i>Several players tied</i>	6

KICKOFF RETURN AVERAGE (MIN. 3 RETURNS)

Maurice Jones-Drew (Nov. 4, 2007 at N.O.)	47.33
Derrick Wimbush (Nov. 27, 2005 at Ari.)	46.00
Brian Witherspoon (Sept. 7, 2008 at Ten.)	41.33
Randy Jordan (Oct. 13, 1996 vs. NYJ)	39.67
Tiquan Underwood (Sept. 12, 2010 vs. Den.)	38.33



KICKOFF RETURN YARDS

Reggie Barlow (Oct. 25, 1998 at Den.)	206
Jordan Todman (Sept. 28, 2014 at S.D.)	174
Jordan Todman (Nov. 2, 2014 at Cin.)	173
Curtis Marsh (Nov. 12, 1995 vs. Sea.)	169
Deji Karim (Oct. 18, 2010 vs. Ten.)	168
Reggie Barlow (Dec. 7, 1997 vs. N.E.)	157
Rashad Jennings (Nov. 18, 2012 at Hou.)	149
David Allen (Dec. 14, 2003 at N.E.)	147
Alvis Whitted (Dec. 26, 1999 at Ten.)	147
Mike Thomas (Nov. 1, 2009 at Ten.)	146

PUNT RETURNS

Alvin Pearman (Dec. 18, 2005 vs. S.F.)	7
Alvin Pearman (Nov. 13, 2005 vs. Bal.)	7
Ace Sanders (Nov. 17, 2013 vs. Ari.)	6
Mike Thomas (Oct. 24, 2011 vs. Bal.)	6
David Allen (Dec. 7, 2003 vs. Hou.)	6
Reggie Barlow (Dec. 3, 2000 vs. Cle.)	6
R. Jay Soward (Oct. 8, 2000 vs. Bal.)	6
Reggie Barlow (Nov. 14, 1999 vs. Bal.)	6
Reggie Barlow (Sept. 20, 1998 vs. Bal.)	6
<i>Several players tied</i>	5

PUNT RETURN TDs

Rashad Greene (Dec. 13, 2015 vs. Ind.)	1
Mike Thomas (Dec. 19, 2010 at Ind.)	1
Bobby Shaw (Oct. 6, 2002 vs. Phi.)	1
Reggie Barlow (Nov. 21, 1999 vs. N.O.)	1
Reggie Barlow (Sept. 13, 1998 vs. K.C.)	1

KICKOFF RETURN TDs

Maurice Jones-Drew (Nov. 4, 2007 at N.O.)	1
Maurice Jones-Drew (Dec. 10, 2006 vs. Ind.)	1
Derrick Wimbush (Nov. 27, 2005 at Ari.)	1
Elvis Joseph (Nov. 18, 2001 at Pit.)	1
Alvis Whitted (Dec. 26, 1999 at Ten.)	1
Reggie Barlow (Dec. 7, 1997 vs. N.E.)	1
Jimmy Smith (Dec. 3, 1995 at Den.)	1

PUNT RETURN YARDS

Reggie Barlow (Sept. 13, 1998 vs. K.C.)	134
Mike Thomas (Dec. 19, 2010 at Ind.)	99
Desmond Howard (Sept. 24, 1995 vs. G.B.)	82
Reggie Barlow (Sept. 20, 1998 vs. Bal.)	81
Reggie Barlow (Nov. 21, 1999 vs. N.O.)	80
Reggie Barlow (Nov. 23, 1997 at Cin.)	79
Jermaine Lewis (Sept. 19, 2004 vs. Den.)	78
Rashad Greene (Nov. 19, 2015 vs. Ten.)	76
Reggie Barlow (Nov. 2, 1997 at Ten.)	76
<i>Several players tied</i>	73

PUNT RETURN YARD AVG.

Reggie Barlow (Sept. 13, 1998 vs. K.C.)	44.67
Reggie Barlow (Nov. 23, 1997 at Cin.)	26.33
Reggie Barlow (Nov. 2, 1997 at Ten.)	25.33
Mike Thomas (Dec. 19, 2010 at Ind.)	24.75
Reggie Barlow (Nov. 29, 1998 at Cin.)	23.00
Brian Witherspoon (Nov. 29, 2009 at S.F.)	21.00
Desmond Howard (Sept. 24, 1995 vs. G.B.)	20.50
Dennis Northcutt (Dec. 9, 2007 vs. Car.)	20.00

DEFENSE, FUMBLES & BLOCKS

INTERCEPTIONS

Davon House (Nov. 15, 2015 at Bal.)	2
Derek Cox (Oct. 31, 2010 at Dal.)	2
Rashean Mathis (Nov. 5, 2006 vs. Ten.)	2
Rashean Mathis (Sept. 18, 2006 vs. Pit.)	2
Terry Cousin (Nov. 13, 2005 vs. Bal.)	2
Rashean Mathis (Oct. 30, 2005 at STL)	2
Donovin Darius (Jan. 2, 2005 at Oak.)	2
Rashean Mathis (Dec. 19, 2004 at G.B.)	2
Marlon McCree (Sept. 15, 2002 at K.C.)	2
Rayna Stewart (Sept. 10, 2000 at Bal.)	2
Aaron Beasley (Sept. 12, 1999 vs. S.F.)	2
Deon Figures (Aug. 31, 1997 at Bal.)	2
<i>Several players tied</i>	1

TAKEAWAYS

Darren Carrington (Oct. 1, 1995 at Hou.)	3
--	---

FORCED FUMBLES

Tony Brackens (Oct. 3, 1999 vs. Pit.)	3
<i>Several players tied</i>	2

OPPONENT FUMBLE RECOVERIES

Telvin Smith (Nov. 23, 2014 at Ind.)	2
Tony Brackens (Sept. 29, 1996 vs. Car.)	2
Darren Carrington (Oct. 1, 1995 at Hou.)	2

INTs RETURNED FOR TOUCHDOWN

Telvin Smith (Oct. 25, 2015 vs. Buf.)	1
Dwayne Gratz (Dec. 28, 2014 at Hou.)	1
Paul Posluszny (Oct. 13, 2013 at Den.)	1
Rashean Mathis (Sept. 21, 2008 at Ind.)	1
Rashean Mathis (Oct. 5, 2008 vs. Pit.)	1
Clint Ingram (Dec. 9, 2007 vs. Car.)	1
Aaron Glenn (Oct. 28, 2007 at T.B.)	1
Scott Starks (Nov. 5, 2006 vs. Ten.)	1
Mike Peterson (Nov. 13, 2005 vs. Bal.)	1
Rashean Mathis (Oct. 16, 2005 at Pit.)	1
Tony Brackens (Nov. 28, 1999 at Bal.)	1
Aaron Beasley (Sept. 26, 1999 vs. Ten.)	1
Aaron Beasley (Sept. 12, 1999 vs. S.F.)	1
Mickey Washington (Oct. 22, 1995 at Cle.)	1

BLOCKED PUNTS

Hayes Pullard III (Nov. 29, 2015 vs. S.D.)	1
J.T. Thomas (Sept. 8, 2013 vs. K.C.)	1
Mike Harris (Dec. 30, 2012 at Ten.)	1
Kassim Osgood (Dec. 15, 2011 at Atl.)	1
Rashad Jennings (Sept. 19, 2010 at S.D.)	1
Jorge Cordova (Dec. 10, 2006 vs. Ind.)	1
Gerald Sensabaugh (Oct. 8, 2006 vs. NYJ)	1
Derrick Wimbush (Oct. 9, 2005 vs. Cin.)	1
Eric Westmoreland (Oct. 27, 2002 vs. Hou.)	1
Donovin Darius (Sept. 10, 2001 vs. Pit.)	1
Donovin Darius (Oct. 1, 2000 vs. Pit.)	1
Dave Thomas (Nov. 14, 1999 vs. Bal.)	1
Alvis Whitted (Nov. 1, 1998 at Bal.)	1
Dave Thomas (Oct. 12, 1997 vs. Phi.)	1
Mike Dumas (Dec. 3, 1995 at Den.)	1

SACKS

Chris Clemons (Nov. 23, 2014 at Ind.)	3.0
Paul Spicer (Sept. 25, 2005 at NYJ)	3.0
John Henderson (Oct. 6, 2002 vs. Phi.)	3.0
Kelvin Prichett (Oct. 5, 1997 vs. Cin.)	3.0

TACKLES

Hardy Nickerson (Nov. 25, 2001 vs. Bal.)	23
Russell Allen (Sept. 16, 2012 vs. Hou.)	22
Wali Rainer (Oct. 13, 2002 at Ten.)	22
T.J. Slaughter (Nov. 25, 2001 vs. Bal.)	22
Paul Posluszny (Dec. 19, 2012 at Mia.)	21
Bryan Schwartz (Dec. 17, 1995 at Det.)	21
Russell Allen (Nov. 18, 2012 at Hou.)	20
Daryl Smith (Dec. 18, 2010 at Ind.)	20
Kevin Hardy (Nov. 1, 1998 at Bal.)	20

BLOCKED FIELD GOALS

Tyson Alualu (Dec. 27, 2015 at N.O.)	1
Chris Clemons (Sept. 13, 2015 vs. Car.)	1
Rashean Mathis (Oct. 2, 2005 vs. Den.)	1
John Henderson (Dec. 8, 2002 vs. Cle.)	1
Marcus Stroud (Sept. 8, 2002 vs. Ind.)	1
Marcus Stroud (Dec. 3, 2001 vs. G.B.)	1
Clyde Simmons (Sept. 22, 1997 vs. Pit.)	1
Clyde Simmons (Dec. 1, 1996 vs. Cin.)	1

ROOKIE RECORDS

SCORING & PASSING

POINTS (SEASON)

Fred Taylor (1998).....	102
Maurice Jones-Drew (2006)	96
Josh Scobee (2004).....	93
Seth Marler (2003).....	90
Allen Hurns (2014).....	36
Justin Blackmon (2012).....	32
Willie Jackson (1995)	32
Matt Jones (2005).....	30
Hayden Epstein (2002)	28
Several players tied.....	18

TOUCHDOWNS (SEASON)

Fred Taylor (1998).....	17
Maurice Jones-Drew (2006)	16
Allen Hurns (2014).....	6
Matt Jones (2005).....	5
Justin Blackmon (2012).....	5
Greg Jones (2004).....	3
LaBrandon Toefield (2003).....	3
Elvis Joseph (2001).....	3
James Stewart (1995).....	3
Several players tied.....	2

PASSING YARDS (SEASON)

Blake Bortles (2014)	2,908
Byron Leftwich (2003)	2,819
Blaine Gabbert (2011)	2,214
Jonathan Quinn (1998).....	387
David Garrard (2002).....	231
LaBrandon Toefield (2003).....	32
Rob Johnson (1995).....	24
Ace Sanders (2013)	21
Matt Jones (2005)	12

PASSING YARDS (GAME)

Blake Bortles (Oct. 12, 2014 at Ten.)	336
Byron Leftwich (Oct. 5, 2003 vs. S.D.).....	336
Blake Bortles (Nov. 9, 2014 vs. Dal.).....	290
Byron Leftwich (Dec. 14, 2003).....	288
Byron Leftwich (Oct. 12, 2003).....	256
Blake Bortles (Sept. 28, 2014 at S.D.).....	254
Blake Bortles (Nov. 2, 2014 at Cin.).....	247
Byron Leftwich (Sept. 28, 2003 at Hou.)	231
Byron Leftwich (Nov. 30, 2003 vs. T.B.).....	224
Blake Bortles (Sept. 21, 2014 vs. Ind.).....	223

PASS ATTEMPTS (SEASON)

Blake Bortles (2014)	475
Byron Leftwich (2003).....	418
Blaine Gabbert (2011)	413
Jonathan Quinn (1998).....	64
David Garrard (2002).....	46
Rob Johnson (1995).....	7
Matt Jones (2005).....	3
LaBrandon Toefield (2003).....	2
Ace Sanders (2013)	1

PASS ATTEMPTS (GAME)

Blake Bortles (Oct. 12, 2014 at Ten.)	46
Byron Leftwich (Oct. 12, 2003 vs. Mia.).....	42
Blaine Gabbert (Dec. 24, 2011 at Ten.).....	42
Blaine Gabbert (Oct. 2, 2011 vs. N.O.).....	42
Blaine Gabbert (Nov. 20, 2011 at Cle.)	41
Byron Leftwich (Dec. 14, 2003 at N.E.)	40
Blake Bortles (Dec. 14, 2014 at Bal.)	37
Blake Bortles (Dec. 7, 2014 vs. Hou.).....	39
Blake Bortles (Nov. 9, 2014 vs. Dal.).....	37
Blake Bortles (Sept. 28, 2014 at S.D.).....	37

PASS COMPLETIONS (SEASON)

Blake Bortles (2014)	280
Byron Leftwich (2003)	239
Blaine Gabbert (2011)	210
Jonathan Quinn (1998).....	34
David Garrard (2002)	23
Rob Johnson (1995).....	3
Matt Jones (2005)	2
LaBrandon Toefield (2003).....	1
Ace Sanders (2013)	1

PASS COMPLETIONS (GAME)

Blake Bortles (Oct. 12, 2014 at Ten.)	32
Blake Bortles (Sept. 28, 2014 at S.D.).....	29
Byron Leftwich (Oct. 12, 2003 vs. Mia.).....	24
Blake Bortles (Nov. 9, 2014 vs. Dal.).....	22
Blake Bortles (Nov. 2, 2014 at Cin.).....	22
Blake Bortles (Oct. 5, 2014 vs. Pit.).....	22
Blaine Gabbert (Nov. 20, 2011 at Cle.)	22
Byron Leftwich (Nov. 2, 2003 at Bal.)	22
Several players tied.....	21

PASSING TDs (SEASON)

Byron Leftwich (2003)	14
Blaine Gabbert (2011)	12
Blake Bortles (2014)	11
Jonathan Quinn (1998).....	2
David Garrard (2002)	1
Ace Sanders (2013)	1

PASSING TDs (GAME)

Blake Bortles (Nov. 2, 2014 at Cin.).....	2
Blake Bortles (Sept. 21, 2014 vs. Ind.).....	2
Blaine Gabbert (Dec. 11, 2011 vs. T.B.)	2
Blaine Gabbert (Dec. 5, 2011 vs. S.D.)	2
Byron Leftwich (Oct. 5, 2003 vs. S.D.).....	2
Byron Leftwich (Nov. 30, 2003 vs. T.B.).....	2
Several players tied.....	1

INTERCEPTIONS (SEASON)

Blake Bortles (2014)	17
Byron Leftwich (2003)	16
Blaine Gabbert (2011).....	11
Jonathan Quinn (1998).....	3
David Garrard (2002)	2
Rob Johnson (1995).....	1

INTERCEPTIONS (GAME)

Blake Bortles (Oct. 19, 2014 vs. Cle.).....	3
Byron Leftwich (Oct. 12, 2003 vs. Mia.).....	3
Byron Leftwich (Sept. 28, 2003 at Hou.)	3
Several players tied.....	2



RUSHING

RUSHING YARDS (SEASON)

Fred Taylor (1998).....	1,223
Maurice Jones-Drew (2006)	941
T.J. Yeldon (2015).....	740
James Stewart (1995).....	525
Blake Bortles (2014)	419
Elvis Joseph (2001).....	294
LaBrandon Toefield (2003).....	212
Rashad Jennings (2009).....	202
Greg Jones (2004).....	162
Deji Karim (2010)	160

RUSHING YARDS (GAME)

Fred Taylor (Dec. 6, 1998 vs. Det.).....	183
Maurice Jones-Drew (Dec. 10, 2006 vs. Ind.)	166
Maurice Jones-Drew (Dec. 24, 2006 vs. N.E.)	131
Fred Taylor (Nov. 15, 1998 vs. T.B.).....	128
Fred Taylor (Sept. 20, 1998 vs. Bal.)	128
Fred Taylor (Nov. 8, 1998 vs. Cin.)	118
Fred Taylor (Sept. 27, 1998 at Ten.).....	116
T.J. Yeldon (Oct. 25, 2015 vs. Buf.)	115
T.J. Yeldon (Oct. 4, 2015 at Ind.).....	105
Fred Taylor (Dec. 20, 1998 at Min.).....	105

RUSHING ATTEMPTS (SEASON)

Fred Taylor (2003).....	264
T.J. Yeldon (2015).....	182
Maurice Jones-Drew (2006)	166
James Stewart (1995).....	137
Elvis Joseph (2001).....	68
Greg Jones (2004).....	62
Blake Bortles (2014)	419
LaBrandon Toefield (2003).....	53
Blaine Gabbert (2011)	48
Rashad Jennings (2009).....	39
Alvin Pearman (2005).....	39

ROOKIE RECORDS

RUSHING

RUSHING ATTEMPTS (GAME)

Fred Taylor (Dec. 6, 1998 vs. Det.).....	32
Fred Taylor (Nov. 8, 1998 vs. Cin.).....	27
Maurice Jones-Drew (Dec. 17, 2006 at Ten.).....	25
Fred Taylor (Sept. 27, 1998 at Ten.).....	25
T.J. Yeldon (Sept. 20, 2015 vs. Mia.).....	25
Fred Taylor (Dec. 20, 1998 at Min.).....	23
Fred Taylor (Sept. 20, 1998 vs. Bal.).....	23
T.J. Yeldon (Oct. 4, 2015 at Ind.).....	22
Fred Taylor (Nov. 1, 1998 at Bal.).....	22
Maurice Jones-Drew (Oct. 29, 2006 at Phi.).....	21
Fred Taylor (Dec. 28, 1998 vs. Pit.).....	21

RUSHING TDs (SEASON)

Fred Taylor (1998).....	14
Maurice Jones-Drew (2006).....	13
Greg Jones (2004).....	3
T.J. Yeldon (2015).....	2
Storm Johnson (2014).....	2
Byron Leftwich (2003).....	2
LaBrandon Toefield (2003).....	2
David Garrard (2002).....	2
James Stewart (1995).....	2
Several players tied.....	1

RUSHING TDs (GAME)

Fred Taylor (Nov. 15, 1998 vs. T.B.).....	3
Maurice Jones-Drew (Dec. 24, 2006 vs. N.E.).....	2
Maurice Jones-Drew (Dec. 10, 2006 vs. Ind.).....	2
Maurice Jones-Drew (Oct. 8, 2006 vs. NYJ).....	2
David Garrard (Oct. 13, 2002 at Ten.).....	2
Fred Taylor (Oct. 12, 1998 vs. Mia.).....	2
Fred Taylor (Dec. 6, 1998 vs. Det.).....	2
Several players tied.....	1

RECEIVING & YARDAGE

RECEPTIONS (SEASON)

Justin Blackmon (2012).....	64
Willie Jackson (1995).....	53
Allen Hurns (2014).....	51
Ace Sanders (2013).....	51
Allen Robinson (2014).....	48
Mike Thomas (2009).....	48
Maurice Jones-Drew (2006).....	46
Fred Taylor (1998).....	44
Pete Mitchell (1995).....	41
Marqise Lee (2014).....	37

RECEPTIONS (GAME)

Pete Mitchell (Nov. 19, 1995 at T.B.).....	10
Fred Taylor (Sept. 20, 1998 vs. Bal.).....	9
Allen Robinson (Oct. 12, 2014 at Ten.).....	8
Ace Sanders (Dec. 1, 2013 at Cle.).....	8
Ace Sanders (Nov. 17, 2013 vs. Ari.).....	8
Zach Miller (Jan. 3, 2010 at Cle.).....	8
Several players tied.....	7

RECEIVING YARDS (SEASON)

Justin Blackmon (2012).....	865
Allen Hurns (2014).....	677
Willie Jackson (1995).....	589
Allen Robinson (2014).....	548
Pete Mitchell (1995).....	527
Ace Sanders (2013).....	484
Mike Thomas (2009).....	453
Maurice Jones-Drew (2006).....	436
Matt Jones (2005).....	432
Marqise Lee (2014).....	422

RECEIVING TDs (SEASON)

Allen Hurns (2014).....	6
Justin Blackmon (2012).....	5
Matt Jones (2005).....	5
Willie Jackson (1995).....	5
Fred Taylor (1998).....	3
Several players tied.....	2

YARDS/REC. (SEASON) (MIN. 25 RECEPTIONS)

Justin Blackmon (2012).....	13.52
Allen Hurns (2014).....	13.27
Pete Mitchell (1995).....	12.85
Matt Jones (2005).....	12.00
Allen Robinson (2014).....	11.42
Marqise Lee (2014).....	11.41
Willie Jackson (1995).....	11.11
Reggie Williams (2004).....	9.93
Fred Taylor (1998).....	9.57
Ace Sanders (2013).....	9.49

YARDS/REC. (GAME) (MIN. 4 RECEPTIONS)

Justin Blackmon (Nov. 18, 2012 at Hou.).....	33.71
Allen Hurns (Sept. 7, 2014 at Phi.).....	27.50
Matt Jones (Nov. 13, 2005 vs. Bal.).....	23.40
Willie Jackson (Dec. 24, 1995 vs. Cle.).....	20.25
T.J. Yeldon (Dec. 6, 2015 at Ten.).....	19.75
Willie Jackson (Dec. 10, 1995 vs. Ind.).....	18.83
Allen Robinson (Sept. 14, 2014 at Was.).....	18.75
Mike Sims-Walker (Oct. 5, 2008 vs. Pit.).....	17.83

SCRIMMAGE YARDS (SEASON)

Fred Taylor (1998).....	1,644
Maurice Jones-Drew (2006).....	1,377
T.J. Yeldon (2015).....	1,019
Justin Blackmon (2012).....	888
James Stewart (1995).....	715
Allen Hurns (2014).....	677
Willie Jackson (1995).....	589
Allen Robinson (2014).....	548

ALL-PURPOSE YARDS (SEASON)

Maurice Jones-Drew (2006).....	2,250
Fred Taylor (1998).....	1,653
Brian Witherspoon (2008).....	1,442
Deji Karim (2010).....	1,418
Mike Thomas (2009).....	1,301
David Allen (2003).....	1,223
T.J. Yeldon (2015).....	1,019

100-YARD RECEIVING GAMES (SEASON)

Allen Hurns (2014).....	2
Justin Blackmon (2012).....	1
Matt Jones (2005).....	1
Pete Mitchell (1995).....	1

DEFENSE

SACKS (SEASON)

Tony Brackens (1996).....	7.0
John Henderson (2002).....	6.5
Kevin Hardy (1996).....	5.5
YANNICK NGAKOUE (2016).....	6.0
Tyson Alualu (2010).....	3.5
Derrick Harvey (2008).....	3.5
Bobby McCray (2004).....	3.5
Chris Smith (2014).....	3.0
Akin Ayodele (2002).....	3.0
Larry Smith (1999).....	3.0

TACKLES (SEASON)

Bryan Schwartz (1995).....	161
Kevin Hardy (1996).....	130
Clint Ingram (2006).....	117
Akin Ayodele (2002).....	108
T.J. Slaughter (2000).....	108

TACKLES (GAME)

Bryan Schwartz (Dec. 17, 1995 at Det.).....	21
Bryan Schwartz (Dec. 24, 1995 vs. Cle.).....	19
Bryan Schwartz (Dec. 10, 1995 vs. Ind.).....	17

INTERCEPTIONS (SEASON)

Reggie Nelson (2007).....	5
Derek Cox (2009).....	4
Dwayne Gratz (2013).....	2
Rashean Mathis (2003).....	2
Fernando Bryant (1999).....	2
Kevin Hardy (1996).....	2

TAKEAWAYS (SEASON)

Derek Cox (2009).....	5
Reggie Nelson (2007).....	5
Fernando Bryant (1999).....	5



OPPONENT RECORDS

SCORING

POINTS

Jeff Reed, Pittsburgh (12/1/02).....19
Several players tied (K. Moreno, Den., 2013)18

TOUCHDOWNS

Several players tied (D. Martin, T.B., 2013) 3

PASSING

PASSING YARDS

Matt Schaub, Hou. (11/18/12).....527
 Drew Brees, N.O. (11/4/07).....445
 Peyton Manning, Ind. (9/25/00).....440
 Carson Palmer, Ari. (11/17/13).....419
 Drew Brees, N.O. (12/27/15).....412

PASS ATTEMPTS

Matt Schaub, Hou. (11/16/12).....55
 Vinny Testaverde, Bal. (11/24/96).....50
 Rich Gannon, K.C. (11/9/97).....50
 Shane Matthews, Was. (11/10/02).....50
 Peyton Manning, Ind. (12/10/06).....50

INTERCEPTIONS THROWN

Jon Kitna, Dal. (10/31/10)..... 4
Several players tied (J. Russell, Oak. 2007) 3

TOUCHDOWN PASSES

Steve McNair, Ten. (12/26/99)..... 5
 Tony Banks, Bal. (9/10/00)..... 5
 Matt Schaub, Hou. (11/18/12)..... 5
Several players tied (P. Rivers, S.D., 2015) 4

PASS COMPLETIONS

Matt Schaub, Hou. (11/18/12).....43
 Drew Brees, N.O. (11/4/07).....35
 Jon Kitna, Dal. (10/31/10).....34
 Joe Flacco, Bal. (11/15/15).....34
Two players tied33

RUSHING

RUSHING YARDS

Chris Johnson, Ten. (11/1/09).....228
 Arian Foster, Hou. (1/2/10).....180
 Steven Jackson, Stl. (10/30/05).....179
 Shawn Alexander, Sea. (10/7/01).....176
 Chris Brown, Ten. (9/9/07).....175

RUSHING ATTEMPTS

Terry Allen, Was. (9/28/97).....36
Several players tied (A. Foster, Hou., 2011)33

LONGEST RUSHING TDs

Chris Johnson, Ten. (11/1/09).....89
 Marcus Mariota, Ten. (12/6/15).....87
 Joey Galloway, Sea. (11/12/95).....86
 LeSean McCoy, Buf. (11/27/16).....75

RUSHING TOUCHDOWNS

Several players tied (K. Moreno, Den., 2013)..... 3

YARDAGE

SCRIMMAGE YARDS

Andre Johnson, Hou. (11/18/12).....273
 Josh Gordon, Cle. (12/1/13).....261
 Chris Johnson, Ten. (11/1/09).....239
 Terrell Davis, Den. (10/25/98).....212
 Albert Connell, Was. (10/22/00).....211

ALL-PURPOSE YARDS

Andre Johnson, Hou. (11/18/12).....273
 Ridel Anthony, T.B. (11/15/98).....269
 Josh Gordon, Cle. (12/1/13).....261
 Eddy Drummond, Det. (11/14/04).....257
 Andre Davis, Hou. (12/30/07).....254

RECEIVING

RECEPTIONS

Reggie Wayne, Ind. (10/3/10).....15
 Tim Brown, Oak. (12/21/97).....14
 David Boston, S.D. (10/5/03).....14
 Andre Johnson, Hou. (11/18/12).....14
Several players tied (A. Johnson, Hou. 2013)13

RECEIVING YARDS

Andre Johnson, Hou. (11/18/12).....273
 Josh Gordon, Cle. (12/1/13).....261
 Albert Connell, Was. (10/22/00).....211
 Terrell Owens, Buf. (11/22/09).....197
Several players tied (R. Wayne, Ind., 2010).....196

LONGEST RECEPTIONS

Terrell Owens, Buf. (11/22/09).....98
 Josh Gordon, Cle. (12/1/13).....95
 Michael Floyd, Ari. (11/17/13).....91
 Kevin Curtis, Stl. (10/30/05).....83
 Kenny Britt, Ten. (9/11/11).....80

RECEIVING TOUCHDOWNS

Several players tied (R. Moss, N.E., 2009)..... 3

KICKING

FIELD GOALS

Jeff Reed, Pit. (12/1/02)..... 6
 Adam Vinatieri, N.E. (9/22/96)..... 5
 Matt Stover, Bal. (10/8/00)..... 5

LONGEST FIELD GOALS

Jason Elam, Den. (10/25/98).....63
 Blair Walsh, Min. (9/9/12).....55
 Ryan Longwell, Min. (11/23/08).....54
Several players tied (N. Rackers, Hou., 2011)53

PUNTING

PUNTS

Chris Gardocki, Cle. (12/3/00).....12
Several players tied (B. Hartmann, Hou., 2011)10

LONGEST PUNTS

Brian Moorman, Buf. (9/12/04).....80
 Josh Miller, Pit. (12/2/99).....75
 Kyle Larson, Cin. (10/9/05).....75
 Craig Hentrich, Ten. (11/5/06).....73

INSIDE THE 20 (MIN. 5 PUNTS)

Several players tied (D. Colquitt, K.C., 2013)..... 5

GROSS AVERAGE (MIN. 4 PUNTS)

Craig Hentrich, Ten. (11/4/01).....57.5
 Mat McBriar, Dal. (9/10/06).....53.2
 Josh Miller, Pit. (12/2/99).....52.7

EXTRA POINTS

Several players tied (P. Dawson, S.F., 2013) 6

MOST BLOCKED KICKS (FGs, PATs)

Several players tied (Z. Smith, Bal., 2015)..... 1

OPPONENT RECORDS

DEFENSE

SACKS

Ryan Kerrigan, Was. (9/14/14).....	4.0
Connor Barwin, Hou. (11/27/11).....	4.0
John Abraham, Atl. (12/15/11)	3.5
Whitney Mercilus, Hou. (1/3/16).....	3.5

TACKLES

Steven Tulloch, Ten. (12/5/10)	17
Keith Brooking, Atl. (12/28/03).....	15
Jonathan Joseph, Cin. (11/2/08)	15
Jerod Mayo, N.E. (12/27/09)	15

INTERCEPTIONS

Samari Rolle, Ten. (12/26/99).....	3
<i>Several players tied (M.Williams, NYJ, 2015)</i>	2

LONGEST INTERCEPTION RETURN TDs

Anthony Henry, Cle. (12/16/01)	97t
Anthony Parker, Stl. (10/20/96).....	92t
Adam Jones, Ten. (12/17/06)	83t
Matt Giordano, Stl. (10/6/12)	82t

RETURNS

PUNT RETURNS

Jacoby Jones, Hou. (11/27/11).....	7
Dexter McCluster, K.C. (9/8/13).....	7
<i>Several players tied (T. Holliday, Hou., 2012)</i>	6

PUNT RETURN YARDS

Eddie Drummond, Det. (11/14/04)	199
Darius Reynaud, Ten. (12/30/12)	160
Jacoby Jones, Hou. (11/27/11).....	116
Roscoe Parrish, Buf. (11/26/06).....	104

LONGEST PUNT RETURNS

Eddie Drummond, Det. (11/14/04)	83t
Peter Warrick, Cin. (12/17/00).....	82t
Terrence Wilkins, Ind. (9/24/06)	82t
Roscoe Parrish, Buf. (11/26/06).....	82t

KICKOFF RETURNS

MarTey Jenkins, Ari. (12/10/00).....	8
Nate Jacquet, Min. (12/23/01)	8
Justin Miller, NYJ (10/8/06).....	8

KICKOFF RETURN YARDS

Andre Davis, Hou. (12/30/07).....	234
Glyn Milburn, Chi. (9/6/98).....	197
Adam Jones, Ten. (11/20/05)	196

LONGEST KICKOFF RETURNS

Andre Davis, Hou. (12/30/07).....	104t
Andre Davis, Hou. (12/30/07).....	97t
Aaron Bailey, Ind. (12/10/95)	95t
Chad Simpson, Ind. (12/17/09)	93t
Glyn Milburn, Chi. (9/6/98).....	88t



LEAGUE STATISTICS

REGULAR SEASON WEEK 14 vs. MINNESOTA

WEEK 13 / THROUGH MONDAY, DECEMBER 5, 2016

OFFENSE	Oak.	K.C.	Pitt.	Buff.	S.D.	Car.	Cin.	Clev.
GAMES (Won-Lost)	10-2	9-3	7-5	6-6	5-7	4-8	4-7-1	0-12
FIRST DOWNS	260	229	242	241	264	244	261	217
Rushing	71	63	62	105	71	75	70	51
Passing	158	152	162	112	161	148	158	144
Penalty	31	14	18	24	32	21	33	22
YDS GAINED (tot)	4700	4000	4402	4121	4413	4152	4464	3765
Avg per Game	391.7	333.3	366.8	343.4	367.8	346.0	372.0	313.8
RUSHING (net)	1375	1185	1227	1943	1216	1293	1277	1081
Avg per Game	114.6	98.8	102.3	161.9	101.3	107.8	106.4	90.1
Rushes	321	289	288	357	311	327	323	245
Yards per Rush	4.3	4.1	4.3	5.4	3.9	4.0	4.0	4.4
PASSING (net)	3325	2815	3175	2178	3197	2859	3187	2684
Avg per Game	277.1	234.6	264.6	181.5	266.4	238.3	265.6	223.7
Passes Att.	459	427	459	354	427	424	439	443
Completed	300	286	295	213	266	239	282	261
Pct Completed	65.4	67.0	64.3	60.2	62.3	56.4	64.2	58.9
Yards Gained	3375	2977	3315	2337	3353	3067	3375	2986
Sacked	12	29	16	35	28	27	32	45
Yards Lost	50	162	140	159	156	208	188	302
Had intercepted	5	4	9	5	14	13	6	12
Yards Opp Ret	36	95	52	32	298	95	76	55
Opp TDs on Int	0	0	0	0	3	3	0	0
PUNTS	57	60	55	57	45	58	57	62
Avg Yards	48.2	46.3	44.6	42.1	45.2	47.6	45.8	45.4
PUNT RETURNS	35	26	14	20	24	20	26	22
Avg Return	9.7	14.4	9.8	11.1	7.8	5.7	6.5	6.0
Returned for TD	0	0	0	0	0	0	0	0
KICKOFF RETURNS	20	32	17	27	19	29	26	21
Avg Return	20.9	24.1	22.2	21.6	18.3	20.5	25.5	17.6
Returned for TD	0	1	0	0	0	0	0	0
PENALTIES	112	83	87	95	75	79	66	77
Yards Penalized	932	651	831	837	562	684	517	570
FUMBLES BY	10	12	14	12	17	12	17	20
Fumbles Lost	4	7	3	3	11	10	9	8
Opp Fumbles	21	21	15	20	16	14	10	9
Opp Fum Lost	10	11	7	6	9	5	3	3
POSS. TIME (avg)	31:21	29:26	30:11	29:20	30:57	30:33	29:40	27:16
TOUCHDOWNS	39	29	35	37	39	33	26	22
Rushing	14	9	8	23	10	14	12	8
Passing	24	14	26	11	25	16	14	13
Returns	1	6	1	3	4	3	0	1
EXTRA-PT KICKS	32/32	24/26	27/27	30/33	35/38	25/28	21/26	16/18
2-PT CONVERSIONS	5/6	2/2	3/8	4/4	0/1	3/5	0/0	2/4
FIELD GOALS/FGA	23/29	25/28	15/19	15/19	21/25	18/22	22/27	15/20
POINTS SCORED	345	281	290	305	334	283	245	197
DEFENSE	Oak.	K.C.	Pitt.	Buff.	S.D.	Car.	Cin.	Clev.
POINTS ALLOWED	299	242	236	274	319	321	259	352
OPP FIRST DOWNS	252	263	231	258	246	255	249	274
Rushing	78	72	62	83	71	68	71	89
Passing	145	167	142	145	159	175	156	166
Penalty	29	24	27	30	16	12	22	19
OPP YARDS GAINED	4676	4619	4180	4160	4321	4435	4391	4800
Avg per Game	389.7	384.9	348.3	346.7	360.1	369.6	365.9	400.0
OPP RUSHING (net)	1498	1463	1104	1395	1069	1114	1379	1687
Avg per Game	124.8	121.9	92.0	116.3	89.1	92.8	114.9	140.6
Rushes	308	337	264	337	283	294	321	373
Yards per Rush	4.9	4.3	4.2	4.1	3.8	3.8	4.3	4.5
OPP PASSING (net)	3178	3156	3076	2765	3252	3321	3012	3113
Avg per Game	264.8	263.0	256.3	230.4	271.0	276.8	251.0	259.4
Passes Att.	429	443	454	392	467	458	449	407
Completed	258	275	291	236	295	309	290	263
Pct Completed	60.1	62.1	64.1	60.2	63.2	67.5	64.6	64.6
Sacked	21	26	26	33	21	34	22	17
Yards Lost	125	154	186	211	153	210	128	107
INTERCEPTED BY	11	14	9	8	15	12	14	8
Yards Returned	114	235	113	148	196	128	117	62
Returned for TD	1	4	0	1	2	1	0	1
OPP PUNT RETURNS	21	26	22	26	25	31	30	31
Avg return	11.6	5.1	9.9	6.2	5.6	11.3	9.8	8.0
OPP KICKOFF RET	33	21	18	36	14	19	31	15
Avg return	20.7	25.1	23.6	20.9	22.5	18.8	23.7	23.4
OPP TOUCHDOWNS	35	27	26	30	37	35	30	43
Rushing	15	6	10	15	16	9	9	13
Passing	20	21	15	15	17	22	21	28
Returns	0	0	1	0	4	4	0	2

WEEK 13 / THROUGH MONDAY, DECEMBER 5, 2016

OFFENSE	Chi.	Det.	Hou.	Ind.	Minn.	Jax	Ariz.	Miami
GAMES (Won-Lost)	3-9	8-4	6-6	6-6	6-6	2-10	5-6-1	7-5
FIRST DOWNS	229	241	225	259	218	246	279	212
Rushing	63	55	78	70	52	56	71	70
Passing	154	158	131	161	145	161	178	123
Penalty	12	28	16	28	21	29	30	19
YDS GAINED (tot)	4178	4047	3793	4297	3562	4009	4429	3933
Avg per Game	348.2	337.3	316.1	358.1	296.8	334.1	369.1	327.8
RUSHING (net)	1225	974	1454	1188	869	1213	1263	1338
Avg per Game	102.1	81.2	121.2	99.0	72.4	101.1	105.3	111.5
Rushes	281	262	338	308	294	290	304	286
Yards per Rush	4.4	3.7	4.3	3.9	3.0	4.2	4.2	4.7
PASSING (net)	2953	3073	2339	3109	2693	2796	3166	2595
Avg per Game	246.1	256.1	194.9	259.1	224.4	233.0	263.8	216.3
Passes Att.	424	433	435	441	428	483	504	370
Completed	260	291	260	282	299	282	299	246
Pct Completed	61.3	67.2	59.8	63.9	69.9	58.4	59.3	66.5
Yards Gained	3093	3224	2509	3356	2904	2930	3415	2800
Sacked	23	27	22	39	29	24	35	28
Yards Lost	140	151	170	247	211	134	249	205
Had intercepted	9	5	13	10	3	15	13	11
Yards Opp Ret	89	85	105	122	35	296	182	106
Opp TDs on Int	1	0	0	1	0	3	1	1
PUNTS	58	46	53	44	63	60	64	66
Avg Yards	43.5	48.6	47.7	50.0	43.1	46.3	40.6	45.1
PUNT RETURNS	23	14	29	18	29	33	30	26
Avg Return	8.5	14.6	12.1	7.7	9.7	6.0	6.4	8.5
Returned for TD	1	2	1	0	2	0	0	1
KICKOFF RETURNS	30	26	24	25	24	30	16	25
Avg Return	19.8	22.2	19.0	27.1	26.8	21.4	21.9	26.5
Returned for TD	0	0	0	1	1	0	0	1
PENALTIES	83	81	65	80	80	91	79	91
Yards Penalized	687	699	613	712	677	874	647	865
FUMBLES BY	21	5	14	13	14	19	19	17
Fumbles Lost	8	3	7	4	6	10	6	5
Opp Fumbles	13	12	13	12	18	11	18	16
Opp Fum Lost	3	4	5	5	10	4	9	6
POSS. TIME (avg)	28:18	29:50	30:42	31:15	30:55	29:20	31:37	28:25
TOUCHDOWNS	23	28	20	35	26	25	33	31
Rushing	8	4	4	9	7	5	12	12
Passing	13	21	14	24	13	20	20	16
Returns	2	3	2	2	6	0	1	3
EXTRA-PT KICKS	22/23	23/25	18/20	33/33	19/24	22/23	29/30	28/28
2-PT CONVERSIONS	0/0	1/2	0/0	1/2	1/2	2/2	0/3	1/2
FIELD GOALS/FGA	14/18	26/29	23/28	22/24	18/22	16/19	15/19	13/17
POINTS SCORED	204	275	207	311	233	224	276	255

DEFENSE	Chi.	Det.	Hou.	Ind.	Minn.	Jax	Ariz.	Miami
POINTS ALLOWED	270	251	257	311	209	313	251	278
OPP FIRST DOWNS	235	249	211	263	221	217	212	256
Rushing	68	74	70	69	64	74	70	73
Passing	142	153	119	168	134	116	122	152
Penalty	25	22	22	26	23	27	20	31
OPP YARDS GAINED	3922	4257	3793	4595	3641	3736	3567	4477
Avg per Game	326.8	354.8	316.1	382.9	303.4	311.3	297.3	373.1
OPP RUSHING (net)	1278	1178	1292	1315	1242	1387	1175	1564
Avg per Game	106.5	98.2	107.7	109.6	103.5	115.6	97.9	130.3
Rushes	331	279	314	292	288	344	312	336
Yards per Rush	3.9	4.2	4.1	4.5	4.3	4.0	3.8	4.7
OPP PASSING (net)	2644	3079	2501	3280	2399	2349	2392	2913
Avg per Game	220.3	256.6	208.4	273.3	199.9	195.8	199.3	242.8
Passes Att.	401	429	382	443	424	385	401	439
Completed	259	316	239	284	247	247	243	274
Pct Completed	64.6	73.7	62.6	64.1	58.3	64.2	60.6	62.4
Sacked	30	21	21	23	31	26	31	25
Yards Lost	189	122	137	131	235	134	223	172
INTERCEPTED BY	5	10	6	6	12	3	11	11
Yards Returned	49	96	62	75	249	39	145	149
Returned for TD	0	1	1	0	2	0	1	1
OPP PUNT RETURNS	18	25	34	14	19	25	24	29
Avg return	12.7	6.3	12.0	9.5	7.1	13.8	9.7	8.0
OPP KICKOFF RET	27	17	37	29	26	9	18	21
Avg return	22.1	20.8	22.7	20.1	26.3	18.4	23.9	21.0
OPP TOUCHDOWNS	28	28	28	34	21	33	28	31
Rushing	9	6	11	8	6	14	14	9
Passing	17	22	16	23	14	15	10	21
Returns	2	0	1	3	1	4	4	1

WEEK 13 / THROUGH MONDAY, DECEMBER 5, 2016

OFFENSE	Wash.	Phil.	N.O.	T.B.	Denv.	Tenn.	NY-J	S.F.
GAMES (Won-Lost)	6-5-1	5-7	5-7	7-5	8-4	6-6	3-9	1-11
FIRST DOWNS	274	243	297	262	224	250	215	220
Rushing	71	82	76	60	64	83	62	87
Passing	179	143	204	171	135	139	128	118
Penalty	24	18	17	31	25	28	25	15
YDS GAINED (tot)	5023	4055	5144	4347	3917	4587	3936	3718
Avg per Game	418.6	337.9	428.7	362.3	326.4	382.3	328.0	309.8
RUSHING (net)	1314	1317	1311	1259	1202	1698	1260	1532
Avg per Game	109.5	109.8	109.3	104.9	100.2	141.5	105.0	127.7
Rushes	293	314	302	352	330	356	296	351
Yards per Rush	4.5	4.2	4.3	3.6	3.6	4.8	4.3	4.4
PASSING (net)	3709	2738	3833	3088	2715	2889	2676	2186
Avg per Game	309.1	228.2	319.4	257.3	226.3	240.8	223.0	182.2
Passes Att.	475	453	501	447	408	380	415	373
Completed	321	285	358	279	244	245	235	207
Pct Completed	67.6	62.9	71.5	62.4	59.8	64.5	56.6	55.5
Yards Gained	3842	2901	3963	3255	2893	3018	2776	2369
Sacked	16	26	19	24	33	18	23	34
Yards Lost	133	163	130	167	178	129	100	183
Had intercepted	8	11	11	12	8	8	18	9
Yards Opp Ret	107	125	235	187	93	153	157	105
Opp TDs on Int	1	0	2	1	1	2	1	0
PUNTS	31	50	45	54	65	54	57	72
Avg Yards	43.6	45.0	48.2	45.9	45.9	45.0	43.3	44.2
PUNT RETURNS	19	17	20	22	28	23	16	18
Avg Return	14.6	12.9	10.3	10.0	8.6	6.9	5.4	8.7
Returned for TD	1	0	0	0	0	0	0	0
KICKOFF RETURNS	20	25	25	15	13	25	31	25
Avg Return	21.7	30.6	16.1	15.7	22.5	20.2	22.7	19.4
Returned for TD	0	2	0	0	0	0	0	0
PENALTIES	86	100	76	87	91	90	73	77
Yards Penalized	638	795	690	733	736	833	647	661
FUMBLES BY	15	18	14	16	16	13	19	23
Fumbles Lost	6	5	8	7	8	5	7	11
Opp Fumbles	18	19	15	18	14	5	18	18
Opp Fum Lost	7	9	10	11	11	2	4	9
POSS. TIME (avg)	30:42	31:48	30:46	31:16	28:51	30:35	29:59	26:44
TOUCHDOWNS	32	27	42	33	30	38	22	26
Rushing	10	12	11	6	9	12	8	11
Passing	21	12	31	24	17	26	13	15
Returns	1	3	0	3	4	0	1	0
EXTRA-PT KICKS	27/29	23/24	39/40	24/26	27/28	32/34	20/22	25/25
2-PT CONVERSIONS	0/3	3/3	1/2	4/7	1/2	0/4	0/0	1/1
FIELD GOALS/FGA	28/34	25/30	18/24	15/22	25/29	16/18	18/21	17/18
POINTS SCORED	303	268	347	277	286	308	206	234
DEFENSE	Wash.	Phil.	N.O.	T.B.	Denv.	Tenn.	NY-J	S.F.
POINTS ALLOWED	295	245	335	285	229	296	307	370
OPP FIRST DOWNS	274	227	258	245	236	247	253	274
Rushing	83	69	70	75	72	54	60	106
Passing	164	129	168	152	136	171	169	141
Penalty	27	29	20	18	28	22	24	27
OPP YARDS GAINED	4435	4145	4497	4392	3786	4352	4257	4995
Avg per Game	369.6	345.4	374.8	366.0	315.5	362.7	354.8	416.3
OPP RUSHING (net)	1372	1211	1175	1393	1474	1108	1084	2032
Avg per Game	114.3	100.9	97.9	116.1	122.8	92.3	90.3	169.3
Rushes	298	298	303	316	348	269	306	413
Yards per Rush	4.6	4.1	3.9	4.4	4.2	4.1	3.5	4.9
OPP PASSING (net)	3063	2934	3322	2999	2312	3244	3173	2963
Avg per Game	255.3	244.5	276.8	249.9	192.7	270.3	264.4	246.9
Passes Att.	439	410	445	405	430	468	441	400
Completed	293	249	284	249	238	284	287	247
Pct Completed	66.7	60.7	63.8	61.5	55.3	60.7	65.1	61.8
Sacked	30	26	24	29	36	30	20	20
Yards Lost	203	158	161	175	195	205	133	101
INTERCEPTED BY	7	9	7	11	12	11	6	7
Yards Returned	64	100	74	168	284	68	90	49
Returned for TD	0	1	0	3	3	0	0	0
OPP PUNT RETURNS	14	17	21	21	30	27	27	31
Avg return	7.8	9.9	7.6	5.8	6.5	11.4	9.3	9.2
OPP KICKOFF RET	16	22	30	19	22	17	21	35
Avg return	23.3	17.9	24.3	22.4	20.4	24.2	24.4	18.5
OPP TOUCHDOWNS	36	27	36	34	23	34	34	44
Rushing	17	7	13	10	11	6	7	17
Passing	17	19	19	22	10	21	22	26
Returns	2	1	4	2	2	7	5	1

WEEK 13 / THROUGH MONDAY, DECEMBER 5, 2016

OFFENSE	Sea.	G.B.	Atl.	L.A.	Dal.	NY-G	Balt.	N.E.
GAMES (Won-Lost)	8-3-1	6-6	7-5	4-8	11-1	8-4	7-5	10-2
FIRST DOWNS	230	264	286	189	283	219	237	268
Rushing	62	67	85	52	116	52	56	83
Passing	151	168	178	120	148	144	155	155
Penalty	17	29	23	17	19	23	26	30
YDS GAINED (tot)	4295	4323	4944	3408	4748	3929	4172	4650
Avg per Game	357.9	360.3	412.0	284.0	395.7	327.4	347.7	387.5
RUSHING (net)	1218	1189	1320	950	1870	930	1076	1407
Avg per Game	101.5	99.1	110.0	79.2	155.8	77.5	89.7	117.3
Rushes	295	275	309	284	391	268	287	348
Yards per Rush	4.1	4.3	4.3	3.3	4.8	3.5	3.7	4.0
PASSING (net)	3077	3134	3624	2458	2878	2999	3096	3243
Avg per Game	256.4	261.2	302.0	204.8	239.8	249.9	258.0	270.3
Passes Att.	419	486	414	408	360	452	502	417
Completed	275	311	284	242	244	285	323	284
Pct Completed	65.6	64.0	68.6	59.3	67.8	63.1	64.3	68.1
Yards Gained	3303	3300	3813	2678	2982	3097	3272	3366
Sacked	29	25	29	31	18	16	23	20
Yards Lost	226	166	189	220	104	98	176	123
Had intercepted	6	8	7	14	2	12	11	1
Yards Opp Ret	68	85	57	156	0	129	135	2
Opp TDs on Int	0	0	2	3	0	0	0	0
PUNTS	57	37	31	72	39	66	63	52
Avg Yards	44.8	44.7	46.7	47.5	46.4	47.0	46.0	43.8
PUNT RETURNS	25	16	18	34	19	27	26	36
Avg Return	8.8	10.8	10.1	7.8	8.8	6.6	6.6	7.4
Returned for TD	0	0	0	0	0	0	0	0
KICKOFF RETURNS	23	21	20	28	13	24	18	23
Avg Return	22.1	20.6	22.4	25.1	21.0	24.8	25.1	19.0
Returned for TD	0	0	0	0	0	0	0	0
PENALTIES	88	74	80	93	79	66	99	74
Yards Penalized	747	617	672	804	652	669	866	657
FUMBLES BY	16	20	5	13	17	16	15	21
Fumbles Lost	4	9	3	5	7	9	6	7
Opp Fumbles	14	9	16	15	20	15	20	20
Opp Fum Lost	5	4	6	7	7	5	8	6
POSS. TIME (avg)	28:50	31:18	29:47	29:01	32:20	26:50	31:11	30:53
TOUCHDOWNS	27	34	44	19	39	30	24	37
Rushing	12	5	14	5	20	5	7	14
Passing	14	29	27	13	19	22	15	23
Returns	1	0	3	1	0	3	2	0
EXTRA-PT KICKS	22/26	29/31	37/38	18/18	36/36	26/30	20/20	33/36
2-PT CONVERSIONS	0/1	1/3	2/6	0/1	0/2	0/0	3/4	0/1
FIELD GOALS/FGA	26/29	20/23	27/29	16/19	21/23	13/14	28/28	20/24
POINTS SCORED	264	295	386	180	333	245	256	319
DEFENSE	Sea.	G.B.	Atl.	L.A.	Dal.	NY-G	Balt.	N.E.
POINTS ALLOWED	194	302	331	262	228	237	207	207
OPP FIRST DOWNS	241	232	279	246	255	238	199	232
Rushing	70	59	69	74	57	67	36	64
Passing	146	155	185	145	177	153	142	148
Penalty	25	18	25	27	21	18	21	20
OPP YARDS GAINED	3963	4166	4580	4140	4302	4281	3553	4047
Avg per Game	330.3	347.2	381.7	345.0	358.5	356.8	296.1	337.3
OPP RUSHING (net)	1191	1115	1210	1368	987	1097	886	1131
Avg per Game	99.3	92.9	100.8	114.0	82.3	91.4	73.8	94.3
Rushes	334	290	281	316	237	308	260	285
Yards per Rush	3.6	3.8	4.3	4.3	4.2	3.6	3.4	4.0
OPP PASSING (net)	2772	3051	3370	2772	3315	3184	2667	2916
Avg per Game	231.0	254.3	280.8	231.0	276.3	265.3	222.3	243.0
Passes Att.	428	398	488	447	481	494	437	446
Completed	262	258	331	291	338	292	280	274
Pct Completed	61.2	64.8	67.8	65.1	70.3	59.1	64.1	61.4
Sacked	31	30	25	22	23	27	28	26
Yards Lost	200	221	159	161	116	183	199	170
INTERCEPTED BY	11	8	7	6	4	11	14	7
Yards Returned	72	89	182	15	41	117	121	42
Returned for TD	0	0	2	0	0	1	0	0
OPP PUNT RETURNS	24	12	13	27	16	25	28	20
Avg return	8.1	9.5	9.6	3.7	8.9	11.0	11.8	4.8
OPP KICKOFF RET	18	27	27	17	24	26	18	30
Avg return	22.2	28.0	21.9	19.4	23.0	24.3	20.9	19.4
OPP TOUCHDOWNS	21	35	39	33	25	21	26	23
Rushing	9	9	11	9	5	9	4	6
Passing	11	24	26	21	20	12	21	17
Returns	1	2	2	3	0	0	1	0

WEEK 13 / THROUGH MONDAY, DECEMBER 5, 2016

OFFENSE	NFL/Avg
GAMES (Won-Lost)	---
FIRST DOWNS	244.6
Rushing	70.0
Passing	151.3
Penalty	23.3
YDS GAINED (tot)	4233.2
Avg per Game	352.8
RUSHING (net)	1280.4
Avg per Game	106.7
Rushes	308.6
Yards per Rush	4.1
PASSING (net)	2952.7
Avg per Game	246.1
Passes Att.	433.1
Completed	274.5
Pct Completed	63.4
Yards Gained	3120.1
Sacked	26.1
Yards Lost	167.4
Had intercepted	9.2
Yards Opp Ret	111.0
Opp TDs on Int	0.8
PUNTS	54.7
Avg Yards	45.5
PUNT RETURNS	23.5
Avg Return	8.8
Returned for TD	0.3
KICKOFF RETURNS	23.1
Avg Return	22.2
Returned for TD	0.2
PENALTIES	83.0
Yards Penalized	711.7
FUMBLES BY	15.4
Fumbles Lost	6.6
Opp Fumbles	15.4
Opp Fum Lost	6.6
POSS. TIME (avg)	30:00
TOUCHDOWNS	30.8
Rushing	10.0
Passing	18.9
Returns	1.9
EXTRA POINTS (tot)	94%
Kicks Made/2Pt	49%
FIELD GOALS/FGA	20/23
POINTS SCORED	274.1

DEFENSE	NFL/Avg
POINTS ALLOWED	274.1
OPP FIRST DOWNS	244.6
Rushing	70.0
Passing	151.3
Penalty	23.3
OPP YARDS GAINED	4233.2
Avg per Game	352.8
OPP RUSHING (net)	1280.4
Avg per Game	106.7
Rushes	308.6
Yards per Rush	4.1
OPP PASSING (net)	2952.7
Avg per Game	246.1
Passes Att.	433.1
Completed	274.5
Pct Completed	63.4
Sacked	26.1
Yards Lost	167.4
INTERCEPTED BY	9.2
Yards Returned	111.0
Returned for TD	0.8
OPP PUNT RETURNS	23.5
Avg return	8.8
OPP KICKOFF RET	23.1
Avg return	22.2
OPP TOUCHDOWNS	30.8
Rushing	10.0
Passing	18.9
Returns	1.9

WEEK 13 / THROUGH MONDAY, DECEMBER 5, 2016

TEAM RANKINGS

American Football Conference

Offense Defense

	Total	Rush	Pass	Total	Rush	Pass
Balt.	8	16	7	*1	*1	4
Buff.	9	*1	16	6	11	5
Cin.	4	7	4	11	9	8
Cleve.	16	15	12	16	16	10
Denver	14	12	11	3	13	*1
Hou.	15	3	15	4	7	3
Ind.	7	13	6	13	8	16
Jax	10	11	10	2	10	2
K.C.	11	14	9	14	12	11
Miami	13	6	14	12	15	6
N.E.	2	4	2	5	6	7
Jets	12	8	13	8	3	12
Oak.	1	5	1	15	14	13
Pitt.	6	9	5	7	4	9
S.D.	5	10	3	9	2	15
Tenn.	3	2	8	10	5	14

National Football Conference

Offense Defense

	Total	Rush	Pass	Total	Rush	Pass
Ariz.	5	8	4	1	5T	1
Atl.	3	3	3	15	9	16
Car.	10	7	12	12T	3	14
Chi.	9	10	10	3	12	3
Dallas	4	1	11	10	1	13
Det.	12	13	8	8	7	11
G.B.	7	12	5	7	4	9
L.A.	16	14	15	5	13	4T
Minn.	15	16	14	2	11	2
N.O.	*1	6	*1	14	5T	15
Giants	13	15	9	9	2	12
Phil.	11	4	13	6	10	6
S.F.	14	2	16	16	16	7
Sea.	8	11	7	4	8	4T
T.B.	6	9	6	11	15	8
Wash.	2	5	2	12T	14	10

National Football League

Offense Defense

	Total	Rush	Pass	Total	Rush	Pass
Ariz.	9	15	9	2	11T	3
Atl.	3	9	3	27	15	32
Balt.	17	28	12	*1	*1	7
Buff.	19	*1	32	12	26	8
Car.	18	13	20	23T	8	30
Chi.	16	19	17	7	18	6
Cin.	8	14	7	21	23	16
Cleve.	29	27	26	31	31	21
Dallas	4	2	19	18	2	29
Denver	27	23	24	5	28	*1
Det.	21	29	15	15T	13	20
G.B.	13	24	10	13	9	17
Hou.	28	5	30	6	19	5
Ind.	14	25	11	28	20	28
Jax	22	22	22	4	24	2
K.C.	23	26	21	29	27	22
L.A.	32	30	29	10	21	9T
Miami	25	8	28	25	30	11
Minn.	31	32	25	3	17	4
N.E.	6	6	5	9	10	12
N.O.	*1	12	*1	26	11T	31
Giants	26	31	16	17	5	25
Jets	24	16	27	15T	4	23
Oak.	5	7	4	30	29	24
Phil.	20	10	23	11	16	13
Pitt.	11	18	8	14	6	19
S.D.	10	21	6	19	3	27
S.F.	30	4	31	32	32	14
Sea.	15	20	14	8	14	9T
T.B.	12	17	13	22	25	15
Tenn.	7	3	18	20	7	26
Wash.	2	11	2	23T	22	18

T = Tied for position

* = League Leader

WEEK 13 / THROUGH MONDAY, DECEMBER 5, 2016

AFC / TEAM/OFFENSE RANK

Tm	(A)	(B)	(C)	(D)	(E)	(F)	(G)	(H)	(I)	(J)	(K)	(L)	(M)	(N)	(O)	(P)	(Q)
BAL	8	12	16	15	7	12	9	3	10	16	10	12	4	6	10	10	1
BUF	9	8	1	1	16	13	5	15	9	6	6	3	9	16	13	6	13t
CIN	4	7	7	12	4	5	4	11	3	10	2	13	3	8	11	12	11
CLE	16	13	15	4	12	15	11	16	14	15	4t	15	16	9	6	16	16
DEN	14	14	12	16	11	10	6t	13	13	11	4t	6	7	7	4	8	5
HOU	15	16	3	5	15	16	13	7	12	7	15	2	13	3	12	14	10
IND	7	9	13	14	6	8	10	14	5	4	8t	9	1	1	1	4	2
JAC	10	15	11	9	10	14	14	6	7	12	12	14	10	4	14	13	7
KC	11	10	14	10	9	9	2	10	11	13	1	1	5	5	3	9	3
MIA	13	6	6	3	14	7	12	12	16	14	16	7	2	11	8	11	15
NE	2	3	4	11	2	1	1	5	1	2	3	10	14	14	5	3	9
NYJ	12	11	8	8	13	11	16	8	15	9	8t	16	6	15	16	15	6
OAK	1	2	5	6	1	3	3	1	4	8	7	5	11	2	2	1	12
PIT	6	4	9	7	5	6	6t	2	8	5	11	4	8	13	9	7	13t
SD	5	5	10	13	3	4	15	9	2	3	13t	8	15	10	7	2	8
TEN	3	1	2	2	8	2	8	4	6	1	13t	11	12	12	15	5	4

AFC / OPPONENT/DEFENSE RANK

Tm	(A)	(B)	(C)	(D)	(E)	(F)	(G)	(H)	(I)	(J)	(K)	(L)	(M)	(N)	(O)	(P)	(Q)	(R)	(S)
BAL	1	2	1	1	4	3	2	5	1	1	16	14	7	4	8	1t	1	4	1
BUF	6	6	11	8	5	9	9	1	13	13	1t	4	6	2	2	8	16	7	11
CIN	11	7	9	11	8	7	4	12	9	9	9	10	13	5	9	7	7	11	8
CLE	16	14	16	14	10	16	11	16	16	16	14	6	11	11	11	16	3	16	16
DEN	3	1	13	10	1	1	5	2	6	3	7t	5	4	16	15	3	12	2	6
HOU	4	4	7	6	3	5	12	10	2	4	1t	15	10	9	6	6	13	13	10
IND	13	15	8	13	16	14	15	11	14t	14	7t	9	3	15	13	13	10	10	12
JAC	2	3	10	5	2	2	16	3	3	10	12	16	1	12	14	14	15	14	3
KC	14	13	12	12	11	12	3	6	14t	15	6	2	16	7	1	5	4	6	15
MIA	12	9	15	15	6	6	7	9	12	2	15	7	8	1	3	9	5t	12	14
NE	5	5	6	4	7	4	13	7	5	7	5	1	2	8	7	1t	2	1	2
NYJ	8	8	3	2	12	13	14	14	11	11	3	8	15	6	16	12	14	15	13
OAK	15	16	14	16	13	15	6	13	10	5	4	13	5	10	5	11	11	5	9
PIT	7	11	4	9	9	8	10	8	4	6	11	11	12	3	4	4	8	3	5
SD	9	10	2	3	15	11	1	15	7	8	13	3	9	13	12	15	5t	8	7
TEN	10	12	5	7	14	10	8	4	8	12	10	12	14	14	10	10	9	9	4

- (A) Total Yards per Game
- (B) Yards per Play
- (C) Rushing Yards per Game
- (D) Rushing Yards per Attempt
- (E) Passing Net Yards per Game
- (F) Passing Net Yards per Play
- (G) Passing, Percent Had Intercepted
- (H) Sacks per Pass Play
- (I) First Downs per Game
- (J) Third Down Efficiency
- (K) Fourth Down Efficiency
- (L) Punt Return Average
- (M) Kickoff Return Average
- (N) Gross Punting Average
- (O) Net Punting Average
- (P) Points per Game
- (Q) Field Goal Percentage
- (R) Points per Game Differential
- (S) Net Yards per Game Differential

WEEK 13 / THROUGH MONDAY, DECEMBER 5, 2016**NFC / TEAM/OFFENSE RANK**

Tm	(A)	(B)	(C)	(D)	(E)	(F)	(G)	(H)	(I)	(J)	(K)	(L)	(M)	(N)	(O)	(P)	(Q)
ARI	5	12	8	9	4	13	12	13	4	6	13t	15	8	16	16	8	13
ATL	3	1	3	7	3	1	7	14	2	8	4	6	5	6	5	1	2
CAR	10	10	7	11	12	10	15	10	8	9	6t	16	12	3	13	6	11t
CHI	9	6	10	4	10	7	8	7	12	11	16	12	13	14	14	15	14
DAL	4	4	1	1	11	2	1	4	3	4	1	10	10	7	6	3	4
DET	12	7	13	12	8	6	3	9	10	7	3	1	6	1	2	9	5t
GB	7	8	12	6	5	11	5	5	6	2	10	4	11	11	10	5	7
LA	16	16	14	15	15	15	16	15	16	16	11	13	3	4	1	16	8
MIN	15	15	16	16	14	12	2	11	15	10	15	8	2	15	9	14	11t
NO	1	3	6	5	1	4	9	3	1	1	2	5	15	2	3	2	15
NYG	13	9	15	14	9	9	13	2	14	15	13t	14	4	5	7	12	3
PHI	11	13	4	8	13	14	11	8	9	14	5	3	1	9	12	10	9
SF	14	14	2	3	16	16	10	16	13	12	6t	11	14	12	11	13	1
SEA	8	5	11	10	7	5	4	12	11	13	6t	9	7	10	8	11	5t
TB	6	11	9	13	6	8	14	6	7	5	6t	7	16	8	4	7	16
WAS	2	2	5	2	2	3	6	1	5	3	12	2	9	13	15	4	10

NFC / OPPONENT/DEFENSE RANK

Tm	(A)	(B)	(C)	(D)	(E)	(F)	(G)	(H)	(I)	(J)	(K)	(L)	(M)	(N)	(O)	(P)	(Q)	(R)	(S)
ARI	1	1	5t	3	1	2	2	1	1	6	6t	12	12	10	15	6t	12	4	1
ATL	15	9	9	11	16	8	13	12	16	12	12	11	6	16	12	14	6	3	5
CAR	12t	7	3	4	14	11	4	4	11t	7	13	15	3	15	16	13	3t	13	13
CHI	3	4	12	6	3	6	15	3	5	5	16	16	7	8	13	9	14	14	7
DAL	10	12	1	9	13	9	16	16	11t	10	10	8	10	2	2	3	3t	1	4
DET	8	14	7	10	11	12	6	15	10	14	5	3	5	6	3	6t	7	5t	12
GB	7	11	4	5	9	16	9	2	4	11	11	10	16	3	4	12	16	11	8
LA	5	6	13	13	4t	3	14	14	9	3	15	1	4	7	7	8	9	15	15
MIN	2	2	11	12	2	1	1	5	2	2	1	4	15	11	10	2	13	5t	10
NO	14	13	5t	7	15	15	12	11	13	9	2t	5	13	14	8	15	15	8	2
NYG	9	5	2	1	12	5	7	10	6	4	8t	14	14	9	14	4	11	9t	14
PHI	6	8	10	8	6	10	8	9	3	8	4	13	1	12	11	5	8	7	11
SF	16	16	16	16	7	14	10	13	14t	15	6t	9	2	4	5	16	10	16	16
SEA	4	3	8	2	4t	4	5	6	7	13	2t	7	8	1	1	1	1	2	6
TB	11	15	15	14	8	13	3	7	8	1	14	2	9	5	9	10	3t	12	9
WAS	12t	10	14	15	10	7	11	8	14t	16	8t	6	11	13	6	11	2	9t	3

- (A) Total Yards per Game
- (B) Yards per Play
- (C) Rushing Yards per Game
- (D) Rushing Yards per Attempt
- (E) Passing Net Yards per Game
- (F) Passing Net Yards per Play
- (G) Passing, Percent Had Intercepted
- (H) Sacks per Pass Play
- (I) First Downs per Game
- (J) Third Down Efficiency
- (K) Fourth Down Efficiency
- (L) Punt Return Average
- (M) Kickoff Return Average
- (N) Gross Punting Average
- (O) Net Punting Average
- (P) Points per Game
- (Q) Field Goal Percentage
- (R) Points per Game Differential
- (S) Net Yards per Game Differential

WEEK 13 / THROUGH MONDAY, DECEMBER 5, 2016**NFL / TEAM/OFFENSE RANK**

Tm	(A)	(B)	(C)	(D)	(E)	(F)	(G)	(H)	(I)	(J)	(K)	(L)	(M)	(N)	(O)	(P)	(Q)
BAL	17	24	28	26	12	23	17	6	20	31	19t	25	7	13	21	21	1
BUF	19	15	1	1	32	28	8	31	18t	14	8	6	18	31	26	9	25t
CIN	8	13	14	23	7	10	7	25	10	20	4	27	5	16	23	23t	23
CLE	29	25	27	6	26	30	25	32	29	30	6t	30	30	17	11	31	30t
DEN	27	27	23	28	24	20	13t	28	25	21	6t	17	11	14	9	13	12
HOU	28	30	5	11	30	32	27	11	24	16	30	5	27	5	24	28	20
IND	14	17	25	25	11	16	19	29	12	10	13t	22	2	1	3	7	5
JAC	22	28	22	17	22	29	29	9	14	25	24t	29	19	11	27	27	14t
KC	23	18	26	20	21	19	4	21	22t	28	3	3	9	12	8	15	9
MIA	25	11	8	4	28	15	26	26	31	29	32	19	4	19	15t	22	29
NE	6	7	6	21	5	4	1	8	6	6	5	23	28	26	10	6	17t
NYJ	24	19	16	15	27	22	32	15	30	19	13t	32	10	29	30	29	13
OAK	5	6	7	12	4	7	5	1	11	17	11	12	21	3	4	3	24
PIT	11	9	18	14	8	11	13t	3	17	11	21t	11	13	24	19	12	25t
SD	10	10	21	24	6	8	30	19	7t	8	28t	21	29	18	14	4	16
TEN	7	5	3	3	18	6	15	7	13	4	28t	24	24	21	29	8	10
ARI	9	23	15	18	9	25	22	23	4	9	24t	28	16	32	32	17	25t
ATL	3	1	9	13	3	1	12	24	2	13	10	9	12	9	7	1	3
CAR	18	21	13	22	20	18	28	18	15	15	13t	31	23	6	25	14	21t
CHI	16	12	19	8	17	13	16	14	22t	22	31	18	25	28	28	30	28
DAL	4	4	2	2	19	2	2	10	3	5	1	15	20	10	12	5	6
DET	21	14	29	27	15	12	6	17	18t	12	9	1	14	2	2	18	7t
GB	13	16	24	10	10	21	10	12	7t	2	19t	7	22	23	18	11	11
LA	32	32	30	31	29	27	31	27	32	32	21t	20	6	7	1	32	14t
MIN	31	31	32	32	25	24	3	20	28	18	27	13	3	30	17	26	21t
NO	1	3	12	9	1	5	18	5	1	1	2	8	31	4	5	2	30t
NYG	26	20	31	30	16	17	23	4	27	27	24t	26	8	8	13	23t	4
PHI	20	26	10	16	23	26	21	16	16	26	12	4	1	20	22	19	17t
SF	30	29	4	7	31	31	20	30	26	23	13t	16	26	25	20	25	2
SEA	15	8	20	19	14	9	9	22	21	24	13t	14	15	22	15t	20	7t
TB	12	22	17	29	13	14	24	13	9	7	13t	10	32	15	6	16	32
WAS	2	2	11	5	2	3	11	2	5	3	23	2	17	27	31	10	19

- (A) Total Yards per Game
- (B) Yards per Play
- (C) Rushing Yards per Game
- (D) Rushing Yards per Attempt
- (E) Passing Net Yards per Game
- (F) Passing Net Yards per Play
- (G) Passing, Percent Had Intercepted
- (H) Sacks per Pass Play
- (I) First Downs per Game
- (J) Third Down Efficiency
- (K) Fourth Down Efficiency
- (L) Punt Return Average
- (M) Kickoff Return Average
- (N) Gross Punting Average
- (O) Net Punting Average
- (P) Points per Game
- (Q) Field Goal Percentage

WEEK 13 / THROUGH MONDAY, DECEMBER 5, 2016**NFL / OPPONENT/DEFENSE RANK**

Tm	(A)	(B)	(C)	(D)	(E)	(F)	(G)	(H)	(I)	(J)	(K)	(L)	(M)	(N)	(O)	(P)	(Q)	(R)	(S)
BAL	1	4	1	1	7	5	2	13	1	1	29	29	12	7	18	2t	1	7	3
BUF	12	12	26	16	8	15	17	1	25t	22	2t	6	11	3	3	17	31t	10	19
CIN	21	13	23	21	16	13	4	26	18t	15t	14	22	24	11	19	14	12	23	16
CLE	31	30	31	28	21	32	20	32	29t	31	26	12	22	22	23	31	4	32	31
DEN	5	1	28	20	1	1	6	2	11	4	11t	8	8	32	30	6	22	4	14
HOU	6	10	19	14	5	11	24	19	2	5	2t	30	19	16	9	13	25	26	18
IND	28	31	20	27	28	27	28	22	27t	25	11t	18t	7	29	27	25	19	20	25
JAC	4	5	24	12	2	4	32	11	4	17	21	32	2	24	28	26	30	29	9
KC	29	21	27	25	22	21	3	15	27t	30	10	3	30	13	1	9	5	9	29
MIA	25	15	30	30	11	12	12	18	24	2	27t	13	13	1	6	18	7t	24	28
NE	9	11	10	11	12	10	25	16	8t	13	8	2	6	15	15	2t	3	1	4
NYJ	15t	14	4	2	23	25	27	30	21	18	4	17	29	12	31	24	27	30	26
OAK	30	32	29	31	24	29	11	27t	20	7	5t	28	9	18	8	22	20	8	17
PIT	14	17	6	18	19	14	19	17	7	11t	18	24	23	5	7	7	14t	6	12
SD	19	16	3	6	27	20	1	31	15t	14	23t	4	18	25	25	27	7t	15	15
TEN	20	20	7	15	26	16	13	12	17	20	15t	27	26	28	21	21	16t	16t	11
ARI	2	2	11t	5	3	3	7	3	3	11t	15t	21	25	20	29	11t	24	11	1
ATL	27	22	15	22	32	18	26	23	32	26	25	20	14	31	22	29	13	5	7
CAR	23t	18	8	7	30	23	9	6	22t	15t	27t	26	4	30	32	28	7t	25	24
CHI	7	7	18	9	6	9	30	5	10	10	32	31	15	17	24	16	28	27	10
DAL	18	25	2	17	29	19	31	29	22t	23	22	15	20	4	4	5	7t	2	6
DET	15t	27	13	19	20	24	14	27t	18t	28	11t	7	10	10	5	11t	14t	12t	23
GB	13	24	9	8	17	31	18	4	8t	24	23t	18t	32	6	10	23	31t	21	13
LA	10	9	21	24	9t	6	29	25	15t	8	31	1	5	14	13	15	18	28	30
MIN	3	3	17	23	4	2	5	7	5	6	1	9	31	21	17	4	26	12t	21
NO	26	26	11t	10	31	30	23	21	25t	21	5t	10	27	27	14	30	29	16t	2
NYG	17	8	5	3	25	8	15	20	12	9	19t	25	28	19	26	8	23	18t	27
PHI	11	19	16	13	13	22	16	14	6	19	9	23	1	23	20	10	16t	14	22
SF	32	29	32	32	14	28	21	24	29t	29	15t	16	3	8	11	32	21	31	32
SEA	8	6	14	4	9t	7	10	8	13	27	5t	14	16	2	2	1	2	3	8
TB	22	28	25	26	15	26	8	9	14	3	30	5	17	9	16	19	7t	22	20
WAS	23t	23	22	29	18	17	22	10	29t	32	19t	11	21	26	12	20	6	18t	5

- (A) Total Yards per Game
- (B) Yards per Play
- (C) Rushing Yards per Game
- (D) Rushing Yards per Attempt
- (E) Passing Net Yards per Game
- (F) Passing Net Yards per Play
- (G) Passing, Percent Had Intercepted
- (H) Sacks per Pass Play
- (I) First Downs per Game
- (J) Third Down Efficiency
- (K) Fourth Down Efficiency
- (L) Punt Return Average
- (M) Kickoff Return Average
- (N) Gross Punting Average
- (O) Net Punting Average
- (P) Points per Game
- (Q) Field Goal Percentage
- (R) Points per Game Differential
- (S) Net Yards per Game Differential

WEEK 13 / THROUGH MONDAY, DECEMBER 5, 2016**AFC / TOTAL OFFENSE**

Rank	Team	Total	Rushing	Passing	Total	Rushing	Passing
1)	Oakland	4700	1375	3325	391.7	114.6	277.1
2)	New England	4650	1407	3243	387.5	117.3	270.3
3)	Tennessee	4587	1698	2889	382.3	141.5	240.8
4)	Cincinnati	4464	1277	3187	372.0	106.4	265.6
5)	San Diego	4413	1216	3197	367.8	101.3	266.4
6)	Pittsburgh	4402	1227	3175	366.8	102.3	264.6
7)	Indianapolis	4297	1188	3109	358.1	99.0	259.1
8)	Baltimore	4172	1076	3096	347.7	89.7	258.0
9)	Buffalo	4121	1943	2178	343.4	161.9	181.5
10)	Jacksonville	4009	1213	2796	334.1	101.1	233.0
11)	Kansas City	4000	1185	2815	333.3	98.8	234.6
12)	New York Jets	3936	1260	2676	328.0	105.0	223.0
13)	Miami	3933	1338	2595	327.8	111.5	216.3
14)	Denver	3917	1202	2715	326.4	100.2	226.3
15)	Houston	3793	1454	2339	316.1	121.2	194.9
16)	Cleveland	3765	1081	2684	313.8	90.1	223.7

AFC / TOTAL DEFENSE

Rank	Team	Total	Rushing	Passing	Total	Rushing	Passing
1)	Baltimore	3553	886	2667	296.1	73.8	222.3
2)	Jacksonville	3736	1387	2349	311.3	115.6	195.8
3)	Denver	3786	1474	2312	315.5	122.8	192.7
4)	Houston	3793	1292	2501	316.1	107.7	208.4
5)	New England	4047	1131	2916	337.3	94.3	243.0
6)	Buffalo	4160	1395	2765	346.7	116.3	230.4
7)	Pittsburgh	4180	1104	3076	348.3	92.0	256.3
8)	New York Jets	4257	1084	3173	354.8	90.3	264.4
9)	San Diego	4321	1069	3252	360.1	89.1	271.0
10)	Tennessee	4352	1108	3244	362.7	92.3	270.3
11)	Cincinnati	4391	1379	3012	365.9	114.9	251.0
12)	Miami	4477	1564	2913	373.1	130.3	242.8
13)	Indianapolis	4595	1315	3280	382.9	109.6	273.3
14)	Kansas City	4619	1463	3156	384.9	121.9	263.0
15)	Oakland	4676	1498	3178	389.7	124.8	264.8
16)	Cleveland	4800	1687	3113	400.0	140.6	259.4

WEEK 13 / THROUGH MONDAY, DECEMBER 5, 2016**NFC / TOTAL OFFENSE**

Rank	Team	Total	Rushing	Passing	Total	Rushing	Passing
1)	New Orleans	5144	1311	3833	428.7	109.3	319.4
2)	Washington	5023	1314	3709	418.6	109.5	309.1
3)	Atlanta	4944	1320	3624	412.0	110.0	302.0
4)	Dallas	4748	1870	2878	395.7	155.8	239.8
5)	Arizona	4429	1263	3166	369.1	105.3	263.8
6)	Tampa Bay	4347	1259	3088	362.3	104.9	257.3
7)	Green Bay	4323	1189	3134	360.3	99.1	261.2
8)	Seattle	4295	1218	3077	357.9	101.5	256.4
9)	Chicago	4178	1225	2953	348.2	102.1	246.1
10)	Carolina	4152	1293	2859	346.0	107.8	238.3
11)	Philadelphia	4055	1317	2738	337.9	109.8	228.2
12)	Detroit	4047	974	3073	337.3	81.2	256.1
13)	New York Giants	3929	930	2999	327.4	77.5	249.9
14)	San Francisco	3718	1532	2186	309.8	127.7	182.2
15)	Minnesota	3562	869	2693	296.8	72.4	224.4
16)	Los Angeles	3408	950	2458	284.0	79.2	204.8

NFC / TOTAL DEFENSE

Rank	Team	Total	Rushing	Passing	Total	Rushing	Passing
1)	Arizona	3567	1175	2392	297.3	97.9	199.3
2)	Minnesota	3641	1242	2399	303.4	103.5	199.9
3)	Chicago	3922	1278	2644	326.8	106.5	220.3
4)	Seattle	3963	1191	2772	330.3	99.3	231.0
5)	Los Angeles	4140	1368	2772	345.0	114.0	231.0
6)	Philadelphia	4145	1211	2934	345.4	100.9	244.5
7)	Green Bay	4166	1115	3051	347.2	92.9	254.3
8)	Detroit	4257	1178	3079	354.8	98.2	256.6
9)	New York Giants	4281	1097	3184	356.8	91.4	265.3
10)	Dallas	4302	987	3315	358.5	82.3	276.3
11)	Tampa Bay	4392	1393	2999	366.0	116.1	249.9
12t)	Carolina	4435	1114	3321	369.6	92.8	276.8
12t)	Washington	4435	1372	3063	369.6	114.3	255.3
14)	New Orleans	4497	1175	3322	374.8	97.9	276.8
15)	Atlanta	4580	1210	3370	381.7	100.8	280.8
16)	San Francisco	4995	2032	2963	416.3	169.3	246.9

WEEK 13 / THROUGH MONDAY, DECEMBER 5, 2016**NFL / TOTAL OFFENSE**

Rank	Team	Total	Rushing	Passing	Total	Rushing	Passing
1)	New Orleans	5144	1311	3833	428.7	109.3	319.4
2)	Washington	5023	1314	3709	418.6	109.5	309.1
3)	Atlanta	4944	1320	3624	412.0	110.0	302.0
4)	Dallas	4748	1870	2878	395.7	155.8	239.8
5)	Oakland	4700	1375	3325	391.7	114.6	277.1
6)	New England	4650	1407	3243	387.5	117.3	270.3
7)	Tennessee	4587	1698	2889	382.3	141.5	240.8
8)	Cincinnati	4464	1277	3187	372.0	106.4	265.6
9)	Arizona	4429	1263	3166	369.1	105.3	263.8
10)	San Diego	4413	1216	3197	367.8	101.3	266.4
11)	Pittsburgh	4402	1227	3175	366.8	102.3	264.6
12)	Tampa Bay	4347	1259	3088	362.3	104.9	257.3
13)	Green Bay	4323	1189	3134	360.3	99.1	261.2
14)	Indianapolis	4297	1188	3109	358.1	99.0	259.1
15)	Seattle	4295	1218	3077	357.9	101.5	256.4
16)	Chicago	4178	1225	2953	348.2	102.1	246.1
17)	Baltimore	4172	1076	3096	347.7	89.7	258.0
18)	Carolina	4152	1293	2859	346.0	107.8	238.3
19)	Buffalo	4121	1943	2178	343.4	161.9	181.5
20)	Philadelphia	4055	1317	2738	337.9	109.8	228.2
21)	Detroit	4047	974	3073	337.3	81.2	256.1
22)	Jacksonville	4009	1213	2796	334.1	101.1	233.0
23)	Kansas City	4000	1185	2815	333.3	98.8	234.6
24)	New York Jets	3936	1260	2676	328.0	105.0	223.0
25)	Miami	3933	1338	2595	327.8	111.5	216.3
26)	New York Giants	3929	930	2999	327.4	77.5	249.9
27)	Denver	3917	1202	2715	326.4	100.2	226.3
28)	Houston	3793	1454	2339	316.1	121.2	194.9
29)	Cleveland	3765	1081	2684	313.8	90.1	223.7
30)	San Francisco	3718	1532	2186	309.8	127.7	182.2
31)	Minnesota	3562	869	2693	296.8	72.4	224.4
32)	Los Angeles	3408	950	2458	284.0	79.2	204.8

NFL / TOTAL DEFENSE

Rank	Team	Total	Rushing	Passing	Total	Rushing	Passing
1)	Baltimore	3553	886	2667	296.1	73.8	222.3
2)	Arizona	3567	1175	2392	297.3	97.9	199.3
3)	Minnesota	3641	1242	2399	303.4	103.5	199.9
4)	Jacksonville	3736	1387	2349	311.3	115.6	195.8
5)	Denver	3786	1474	2312	315.5	122.8	192.7
6)	Houston	3793	1292	2501	316.1	107.7	208.4
7)	Chicago	3922	1278	2644	326.8	106.5	220.3
8)	Seattle	3963	1191	2772	330.3	99.3	231.0
9)	New England	4047	1131	2916	337.3	94.3	243.0
10)	Los Angeles	4140	1368	2772	345.0	114.0	231.0
11)	Philadelphia	4145	1211	2934	345.4	100.9	244.5
12)	Buffalo	4160	1395	2765	346.7	116.3	230.4
13)	Green Bay	4166	1115	3051	347.2	92.9	254.3
14)	Pittsburgh	4180	1104	3076	348.3	92.0	256.3
15t)	New York Jets	4257	1084	3173	354.8	90.3	264.4
15t)	Detroit	4257	1178	3079	354.8	98.2	256.6
17)	New York Giants	4281	1097	3184	356.8	91.4	265.3
18)	Dallas	4302	987	3315	358.5	82.3	276.3
19)	San Diego	4321	1069	3252	360.1	89.1	271.0
20)	Tennessee	4352	1108	3244	362.7	92.3	270.3
21)	Cincinnati	4391	1379	3012	365.9	114.9	251.0
22)	Tampa Bay	4392	1393	2999	366.0	116.1	249.9
23t)	Carolina	4435	1114	3321	369.6	92.8	276.8
23t)	Washington	4435	1372	3063	369.6	114.3	255.3
25)	Miami	4477	1564	2913	373.1	130.3	242.8
26)	New Orleans	4497	1175	3322	374.8	97.9	276.8
27)	Atlanta	4580	1210	3370	381.7	100.8	280.8
28)	Indianapolis	4595	1315	3280	382.9	109.6	273.3
29)	Kansas City	4619	1463	3156	384.9	121.9	263.0
30)	Oakland	4676	1498	3178	389.7	124.8	264.8
31)	Cleveland	4800	1687	3113	400.0	140.6	259.4
32)	San Francisco	4995	2032	2963	416.3	169.3	246.9

WEEK 13 / THROUGH MONDAY, DECEMBER 5, 2016**AFC / TAKE-AWAYS, GIVE-AWAYS**

Rank	Team	TAKE-AWAYS			GIVE-AWAYS			Net Diff
		Int	Fum	Total	Int	Fum	Total	
1)	Kansas City	14	11	25	4	7	11	= +14
2)	Oakland	11	10	21	5	4	9	= +12
3)	Denver	12	11	23	8	8	16	= +7
4)	Buffalo	8	6	14	5	3	8	= +6
5t)	Baltimore	14	8	22	11	6	17	= +5
5t)	New England	7	6	13	1	7	8	= +5
7)	Pittsburgh	9	7	16	9	3	12	= +4
8)	Cincinnati	14	3	17	6	9	15	= +2
9)	Miami	11	6	17	11	5	16	= +1
10)	Tennessee	11	2	13	8	5	13	= 0
11)	San Diego	15	9	24	14	11	25	= -1
12)	Indianapolis	6	5	11	10	4	14	= -3
13t)	Cleveland	8	3	11	12	8	20	= -9
13t)	Houston	6	5	11	13	7	20	= -9
15)	New York Jets	6	4	10	18	7	25	= -15
16)	Jacksonville	3	4	7	15	10	25	= -18
Totals		155	100	255	150	104	254	= +1

NFC / TAKE-AWAYS, GIVE-AWAYS

Rank	Team	TAKE-AWAYS			GIVE-AWAYS			Net Diff
		Int	Fum	Total	Int	Fum	Total	
1)	Minnesota	12	10	22	3	6	9	= +13
2t)	Detroit	10	4	14	5	3	8	= +6
2t)	Seattle	11	5	16	6	4	10	= +6
4t)	Atlanta	7	6	13	7	3	10	= +3
4t)	Tampa Bay	11	11	22	12	7	19	= +3
6t)	Dallas	4	7	11	2	7	9	= +2
6t)	Philadelphia	9	9	18	11	5	16	= +2
8)	Arizona	11	9	20	13	6	19	= +1
9)	Washington	7	7	14	8	6	14	= 0
10)	New Orleans	7	10	17	11	8	19	= -2
11)	San Francisco	7	9	16	9	11	20	= -4
12t)	Green Bay	8	4	12	8	9	17	= -5
12t)	New York Giants	11	5	16	12	9	21	= -5
14t)	Carolina	12	5	17	13	10	23	= -6
14t)	Los Angeles	6	7	13	14	5	19	= -6
16)	Chicago	5	3	8	9	8	17	= -9
Totals		138	111	249	143	107	250	= -1

NFL / TAKE-AWAYS, GIVE-AWAYS

Rank	Team	TAKE-AWAYS			GIVE-AWAYS			Net Diff
		Int	Fum	Total	Int	Fum	Total	
1)	Kansas City	14	11	25	4	7	11	= +14
2)	Minnesota	12	10	22	3	6	9	= +13
3)	Oakland	11	10	21	5	4	9	= +12
4)	Denver	12	11	23	8	8	16	= +7
5t)	Buffalo	8	6	14	5	3	8	= +6
5t)	Detroit	10	4	14	5	3	8	= +6
5t)	Seattle	11	5	16	6	4	10	= +6
8t)	Baltimore	14	8	22	11	6	17	= +5
8t)	New England	7	6	13	1	7	8	= +5
10)	Pittsburgh	9	7	16	9	3	12	= +4
11t)	Atlanta	7	6	13	7	3	10	= +3
11t)	Tampa Bay	11	11	22	12	7	19	= +3
13t)	Cincinnati	14	3	17	6	9	15	= +2
13t)	Dallas	4	7	11	2	7	9	= +2
13t)	Philadelphia	9	9	18	11	5	16	= +2
16t)	Miami	11	6	17	11	5	16	= +1
16t)	Arizona	11	9	20	13	6	19	= +1
18t)	Tennessee	11	2	13	8	5	13	= 0
18t)	Washington	7	7	14	8	6	14	= 0
20)	San Diego	15	9	24	14	11	25	= -1
21)	New Orleans	7	10	17	11	8	19	= -2
22)	Indianapolis	6	5	11	10	4	14	= -3
23)	San Francisco	7	9	16	9	11	20	= -4
24t)	Green Bay	8	4	12	8	9	17	= -5
24t)	New York Giants	11	5	16	12	9	21	= -5
26t)	Carolina	12	5	17	13	10	23	= -6
26t)	Los Angeles	6	7	13	14	5	19	= -6
28t)	Cleveland	8	3	11	12	8	20	= -9
28t)	Houston	6	5	11	13	7	20	= -9
28t)	Chicago	5	3	8	9	8	17	= -9
31)	New York Jets	6	4	10	18	7	25	= -15
32)	Jacksonville	3	4	7	15	10	25	= -18
Totals		293	211	504	293	211	504	= 0

WEEK 13 / THROUGH MONDAY, DECEMBER 5, 2016**AFC / TEAM/OFFENSE INSIDE THE 20**

Rank	Team	Poss	Pts	TD	TD%	FG	Score	Score%
1)	Tennessee	40	225	29	72.5	9	38	95.0
2)	Indianapolis	41	217	27	65.9	9	36	87.8
3)	Buffalo	38	204	25	65.8	9	34	89.5
4)	Oakland	42	233	27	64.3	14	41	97.6
5)	Jacksonville	32	159	20	62.5	6	26	81.3
6)	New England	44	222	27	61.4	12	39	88.6
7)	Pittsburgh	31	151	19	61.3	7	26	83.9
8t)	Baltimore	30	147	17	56.7	9	26	86.7
8t)	Cleveland	30	141	17	56.7	8	25	83.3
10)	Miami	36	168	19	52.8	12	31	86.1
11)	San Diego	48	223	25	52.1	17	42	87.5
12)	Cincinnati	41	190	21	51.2	16	37	90.2
13)	Denver	38	172	18	47.4	16	34	89.5
14)	Houston	31	139	14	45.2	14	28	90.3
15)	Kansas City	40	172	18	45.0	16	34	85.0
16)	New York Jets	37	148	15	40.5	15	30	81.1

AFC / OPPONENTS/DEFENSE INSIDE THE 20

Rank	Team	Poss	Pts	TD	TD%	FG	Score	Score%
1)	Pittsburgh	40	159	17	42.5	14	31	77.5
2)	Kansas City	41	177	20	48.8	13	33	80.5
3)	New York Jets	39	179	20	51.3	13	33	84.6
4)	Denver	35	171	18	51.4	15	33	94.3
5)	Baltimore	29	126	15	51.7	8	23	79.3
6)	Indianapolis	38	180	20	52.6	15	35	92.1
7)	Houston	36	176	19	52.8	14	33	91.7
8)	Jacksonville	40	204	22	55.0	17	39	97.5
9)	Oakland	49	229	27	55.1	14	41	83.7
10)	Tennessee	43	205	24	55.8	13	37	86.0
11)	Buffalo	38	190	22	57.9	12	34	89.5
12)	New England	34	168	20	58.8	10	30	88.2
13)	Miami	35	174	21	60.0	9	30	85.7
14)	Cincinnati	36	180	22	61.1	10	32	88.9
15)	San Diego	45	235	28	62.2	13	41	91.1
16)	Cleveland	42	230	28	66.7	11	39	92.9

WEEK 13 / THROUGH MONDAY, DECEMBER 5, 2016**NFC / TEAM/OFFENSE INSIDE THE 20**

Rank	Team	Poss	Pts	TD	TD%	FG	Score	Score%
1)	Carolina	35	188	24	68.6	7	31	88.6
2)	New Orleans	50	271	34	68.0	11	45	90.0
3)	Dallas	47	254	31	66.0	13	44	93.6
4)	Arizona	40	196	24	60.0	10	34	85.0
5)	New York Giants	32	157	19	59.4	9	28	87.5
6)	San Francisco	34	171	20	58.8	10	30	88.2
7)	Atlanta	47	237	27	57.4	17	44	93.6
8)	Detroit	34	177	19	55.9	15	34	100.0
9)	Green Bay	49	235	27	55.1	16	43	87.8
10)	Philadelphia	41	203	22	53.7	16	38	92.7
11)	Tampa Bay	43	202	23	53.5	14	37	86.0
12)	Chicago	36	162	19	52.8	10	29	80.6
13)	Los Angeles	24	114	12	50.0	10	22	91.7
14)	Seattle	41	190	20	48.8	18	38	92.7
15)	Minnesota	35	145	16	45.7	12	28	80.0
16)	Washington	48	201	21	43.8	19	40	83.3

NFC / OPPONENTS/DEFENSE INSIDE THE 20

Rank	Team	Poss	Pts	TD	TD%	FG	Score	Score%
1)	New York Giants	37	159	16	43.2	16	32	86.5
2)	Carolina	43	197	19	44.2	21	40	93.0
3)	Philadelphia	40	166	18	45.0	14	32	80.0
4)	Seattle	33	141	16	48.5	9	25	75.8
5)	New Orleans	43	196	22	51.2	14	36	83.7
6)	Chicago	39	181	20	51.3	15	35	89.7
7)	Dallas	42	199	23	54.8	15	38	90.5
8)	Minnesota	31	154	17	54.8	12	29	93.5
9)	Arizona	29	142	17	58.6	8	25	86.2
10)	Detroit	42	210	26	61.9	10	36	85.7
11)	Tampa Bay	35	183	22	62.9	10	32	91.4
12)	San Francisco	49	260	31	63.3	15	46	93.9
13)	Green Bay	32	174	21	65.6	10	31	96.9
14)	Washington	40	214	27	67.5	9	36	90.0
15)	Los Angeles	38	205	26	68.4	9	35	92.1
16)	Atlanta	42	250	32	76.2	8	40	95.2

WEEK 13 / THROUGH MONDAY, DECEMBER 5, 2016**NFL / TEAM/OFFENSE INSIDE THE 20**

Rank	Team	Poss	Pts	TD	TD%	FG	Score	Score%
1)	Tennessee	40	225	29	72.5	9	38	95.0
2)	Carolina	35	188	24	68.6	7	31	88.6
3)	New Orleans	50	271	34	68.0	11	45	90.0
4)	Dallas	47	254	31	66.0	13	44	93.6
5)	Indianapolis	41	217	27	65.9	9	36	87.8
6)	Buffalo	38	204	25	65.8	9	34	89.5
7)	Oakland	42	233	27	64.3	14	41	97.6
8)	Jacksonville	32	159	20	62.5	6	26	81.3
9)	New England	44	222	27	61.4	12	39	88.6
10)	Pittsburgh	31	151	19	61.3	7	26	83.9
11)	Arizona	40	196	24	60.0	10	34	85.0
12)	New York Giants	32	157	19	59.4	9	28	87.5
13)	San Francisco	34	171	20	58.8	10	30	88.2
14)	Atlanta	47	237	27	57.4	17	44	93.6
15t)	Baltimore	30	147	17	56.7	9	26	86.7
15t)	Cleveland	30	141	17	56.7	8	25	83.3
17)	Detroit	34	177	19	55.9	15	34	100.0
18)	Green Bay	49	235	27	55.1	16	43	87.8
19)	Philadelphia	41	203	22	53.7	16	38	92.7
20)	Tampa Bay	43	202	23	53.5	14	37	86.0
21t)	Chicago	36	162	19	52.8	10	29	80.6
21t)	Miami	36	168	19	52.8	12	31	86.1
23)	San Diego	48	223	25	52.1	17	42	87.5
24)	Cincinnati	41	190	21	51.2	16	37	90.2
25)	Los Angeles	24	114	12	50.0	10	22	91.7
26)	Seattle	41	190	20	48.8	18	38	92.7
27)	Denver	38	172	18	47.4	16	34	89.5
28)	Minnesota	35	145	16	45.7	12	28	80.0
29)	Houston	31	139	14	45.2	14	28	90.3
30)	Kansas City	40	172	18	45.0	16	34	85.0
31)	Washington	48	201	21	43.8	19	40	83.3
32)	New York Jets	37	148	15	40.5	15	30	81.1

NFL / OPPONENTS/DEFENSE INSIDE THE 20

Rank	Team	Poss	Pts	TD	TD%	FG	Score	Score%
1)	Pittsburgh	40	159	17	42.5	14	31	77.5
2)	New York Giants	37	159	16	43.2	16	32	86.5
3)	Carolina	43	197	19	44.2	21	40	93.0
4)	Philadelphia	40	166	18	45.0	14	32	80.0
5)	Seattle	33	141	16	48.5	9	25	75.8
6)	Kansas City	41	177	20	48.8	13	33	80.5
7)	New Orleans	43	196	22	51.2	14	36	83.7
8t)	Chicago	39	181	20	51.3	15	35	89.7
8t)	New York Jets	39	179	20	51.3	13	33	84.6
10)	Denver	35	171	18	51.4	15	33	94.3
11)	Baltimore	29	126	15	51.7	8	23	79.3
12)	Indianapolis	38	180	20	52.6	15	35	92.1
13)	Houston	36	176	19	52.8	14	33	91.7
14)	Dallas	42	199	23	54.8	15	38	90.5
15)	Minnesota	31	154	17	54.8	12	29	93.5
16)	Jacksonville	40	204	22	55.0	17	39	97.5
17)	Oakland	49	229	27	55.1	14	41	83.7
18)	Tennessee	43	205	24	55.8	13	37	86.0
19)	Buffalo	38	190	22	57.9	12	34	89.5
20)	Arizona	29	142	17	58.6	8	25	86.2
21)	New England	34	168	20	58.8	10	30	88.2
22)	Miami	35	174	21	60.0	9	30	85.7
23)	Cincinnati	36	180	22	61.1	10	32	88.9
24)	Detroit	42	210	26	61.9	10	36	85.7
25)	San Diego	45	235	28	62.2	13	41	91.1
26)	Tampa Bay	35	183	22	62.9	10	32	91.4
27)	San Francisco	49	260	31	63.3	15	46	93.9
28)	Green Bay	32	174	21	65.6	10	31	96.9
29)	Cleveland	42	230	28	66.7	11	39	92.9
30)	Washington	40	214	27	67.5	9	36	90.0
31)	Los Angeles	38	205	26	68.4	9	35	92.1
32)	Atlanta	42	250	32	76.2	8	40	95.2

WEEK 13 / THROUGH MONDAY, DECEMBER 5, 2016**AFC / OFFENSE/TEAMS: FIRST DOWNS, THIRD DOWNS, FOURTH DOWNS**

Rank	Team	FIRST DOWNS				THIRD DOWNS			FOURTH DOWNS		
		Total	Rush	Pass	Pen	Made	Att	Pct	Made	Att	Pct
1)	New England	268	83	155	30	73	164	44.5	7	10	70.0
2)	San Diego	264	71	161	32	64	147	43.5	2	6	33.3
3)	Cincinnati	261	70	158	33	60	159	37.7	5	7	71.4
4)	Oakland	260	71	158	31	63	161	39.1	5	9	55.6
5)	Indianapolis	259	70	161	28	69	159	43.4	7	14	50.0
6)	Tennessee	250	83	139	28	74	158	46.8	3	9	33.3
7)	Jacksonville	246	56	161	29	60	166	36.1	6	14	42.9
8)	Pittsburgh	242	62	162	18	66	154	42.9	6	13	46.2
9)	Buffalo	241	105	112	24	65	158	41.1	7	11	63.6
10)	Baltimore	237	56	155	26	59	173	34.1	7	15	46.7
11)	Kansas City	229	63	152	14	55	159	34.6	9	11	81.8
12)	Houston	225	78	131	16	71	176	40.3	5	16	31.3
13)	Denver	224	64	135	25	61	166	36.7	6	9	66.7
14)	Cleveland	217	51	144	22	54	157	34.4	10	15	66.7
15)	New York Jets	215	62	128	25	58	153	37.9	5	10	50.0
16)	Miami	212	70	123	19	48	139	34.5	0	4	0.0
	Totals	3850	1115	2335	400	1000	2549	39.2	90	173	52.0

AFC / DEFENSE/OPPONENTS: FIRST DOWNS, THIRD DOWNS, FOURTH DOWNS

Rank	Team	FIRST DOWNS				THIRD DOWNS			FOURTH DOWNS		
		Total	Rush	Pass	Pen	Made	Att	Pct	Made	Att	Pct
1)	Baltimore	199	36	142	21	55	165	33.3	9	12	75.0
2)	Houston	211	70	119	22	58	157	36.9	2	10	20.0
3)	Jacksonville	217	74	116	27	69	175	39.4	5	9	55.6
4)	Pittsburgh	231	62	142	27	62	161	38.5	10	19	52.6
5)	New England	232	64	148	20	60	155	38.7	5	14	35.7
6)	Denver	236	72	136	28	64	175	36.6	6	14	42.9
7)	San Diego	246	71	159	16	60	153	39.2	9	14	64.3
8)	Tennessee	247	54	171	22	63	158	39.9	6	12	50.0
9)	Cincinnati	249	71	156	22	63	160	39.4	7	15	46.7
10)	Oakland	252	78	145	29	56	149	37.6	3	9	33.3
11)	New York Jets	253	60	169	24	60	152	39.5	2	8	25.0
12)	Miami	256	73	152	31	53	155	34.2	8	11	72.7
13)	Buffalo	258	83	145	30	64	155	41.3	2	10	20.0
14t)	Indianapolis	263	69	168	26	59	141	41.8	3	7	42.9
14t)	Kansas City	263	72	167	24	78	165	47.3	5	12	41.7
16)	Cleveland	274	89	166	19	73	153	47.7	5	7	71.4
	Totals	3887	1098	2401	388	997	2529	39.4	87	183	47.5

WEEK 13 / THROUGH MONDAY, DECEMBER 5, 2016**NFC / OFFENSE/TEAMS: FIRST DOWNS, THIRD DOWNS, FOURTH DOWNS**

Rank	Team	FIRST DOWNS				THIRD DOWNS			FOURTH DOWNS		
		Total	Rush	Pass	Pen	Made	Att	Pct	Made	Att	Pct
1)	New Orleans	297	76	204	17	82	165	49.7	8	9	88.9
2)	Atlanta	286	85	178	23	54	131	41.2	8	14	57.1
3)	Dallas	283	116	148	19	65	141	46.1	7	7	100.0
4)	Arizona	279	71	178	30	73	168	43.5	3	7	42.9
5)	Washington	274	71	179	24	74	155	47.7	5	11	45.5
6)	Green Bay	264	67	168	29	78	163	47.9	7	15	46.7
7)	Tampa Bay	262	60	171	31	73	165	44.2	4	8	50.0
8)	Carolina	244	75	148	21	66	163	40.5	5	10	50.0
9)	Philadelphia	243	82	143	18	58	162	35.8	10	19	52.6
10)	Detroit	241	55	158	28	62	145	42.8	5	8	62.5
11)	Seattle	230	62	151	17	55	151	36.4	3	6	50.0
12)	Chicago	229	63	154	12	54	148	36.5	2	10	20.0
13)	San Francisco	220	87	118	15	62	170	36.5	7	14	50.0
14)	New York Giants	219	52	144	23	53	151	35.1	6	14	42.9
15)	Minnesota	218	52	145	21	64	166	38.6	5	12	41.7
16)	Los Angeles	189	52	120	17	52	160	32.5	6	13	46.2
	Totals	3978	1126	2507	345	1025	2504	40.9	91	177	51.4

NFC / DEFENSE/OPPONENTS: FIRST DOWNS, THIRD DOWNS, FOURTH DOWNS

Rank	Team	FIRST DOWNS				THIRD DOWNS			FOURTH DOWNS		
		Total	Rush	Pass	Pen	Made	Att	Pct	Made	Att	Pct
1)	Arizona	212	70	122	20	62	161	38.5	5	10	50.0
2)	Minnesota	221	64	134	23	58	155	37.4	1	10	10.0
3)	Philadelphia	227	69	129	29	61	153	39.9	6	15	40.0
4)	Green Bay	232	59	155	18	63	152	41.4	9	14	64.3
5)	Chicago	235	68	142	25	62	163	38.0	10	11	90.9
6)	New York Giants	238	67	153	18	70	185	37.8	6	11	54.5
7)	Seattle	241	70	146	25	72	169	42.6	4	12	33.3
8)	Tampa Bay	245	75	152	18	49	142	34.5	5	6	83.3
9)	Los Angeles	246	74	145	27	61	162	37.7	9	10	90.0
10)	Detroit	249	74	153	22	68	152	44.7	3	7	42.9
11t)	Carolina	255	68	175	12	63	160	39.4	8	11	72.7
11t)	Dallas	255	57	177	21	60	145	41.4	5	8	62.5
13)	New Orleans	258	70	168	20	60	148	40.5	3	9	33.3
14t)	San Francisco	274	106	141	27	82	174	47.1	2	4	50.0
14t)	Washington	274	83	164	27	71	148	48.0	6	11	54.5
16)	Atlanta	279	69	185	25	66	155	42.6	12	18	66.7
	Totals	3941	1143	2441	357	1028	2524	40.7	94	167	56.3

WEEK 13 / THROUGH MONDAY, DECEMBER 5, 2016

NFL / OFFENSE/TEAMS: FIRST DOWNS, THIRD DOWNS, FOURTH DOWNS

Rank	Team	FIRST DOWNS				THIRD DOWNS			FOURTH DOWNS		
		Total	Rush	Pass	Pen	Made	Att	Pct	Made	Att	Pct
1)	New Orleans	297	76	204	17	82	165	49.7	8	9	88.9
2)	Atlanta	286	85	178	23	54	131	41.2	8	14	57.1
3)	Dallas	283	116	148	19	65	141	46.1	7	7	100.0
4)	Arizona	279	71	178	30	73	168	43.5	3	7	42.9
5)	Washington	274	71	179	24	74	155	47.7	5	11	45.5
6)	New England	268	83	155	30	73	164	44.5	7	10	70.0
7t)	San Diego	264	71	161	32	64	147	43.5	2	6	33.3
7t)	Green Bay	264	67	168	29	78	163	47.9	7	15	46.7
9)	Tampa Bay	262	60	171	31	73	165	44.2	4	8	50.0
10)	Cincinnati	261	70	158	33	60	159	37.7	5	7	71.4
11)	Oakland	260	71	158	31	63	161	39.1	5	9	55.6
12)	Indianapolis	259	70	161	28	69	159	43.4	7	14	50.0
13)	Tennessee	250	83	139	28	74	158	46.8	3	9	33.3
14)	Jacksonville	246	56	161	29	60	166	36.1	6	14	42.9
15)	Carolina	244	75	148	21	66	163	40.5	5	10	50.0
16)	Philadelphia	243	82	143	18	58	162	35.8	10	19	52.6
17)	Pittsburgh	242	62	162	18	66	154	42.9	6	13	46.2
18t)	Buffalo	241	105	112	24	65	158	41.1	7	11	63.6
18t)	Detroit	241	55	158	28	62	145	42.8	5	8	62.5
20)	Baltimore	237	56	155	26	59	173	34.1	7	15	46.7
21)	Seattle	230	62	151	17	55	151	36.4	3	6	50.0
22t)	Kansas City	229	63	152	14	55	159	34.6	9	11	81.8
22t)	Chicago	229	63	154	12	54	148	36.5	2	10	20.0
24)	Houston	225	78	131	16	71	176	40.3	5	16	31.3
25)	Denver	224	64	135	25	61	166	36.7	6	9	66.7
26)	San Francisco	220	87	118	15	62	170	36.5	7	14	50.0
27)	New York Giants	219	52	144	23	53	151	35.1	6	14	42.9
28)	Minnesota	218	52	145	21	64	166	38.6	5	12	41.7
29)	Cleveland	217	51	144	22	54	157	34.4	10	15	66.7
30)	New York Jets	215	62	128	25	58	153	37.9	5	10	50.0
31)	Miami	212	70	123	19	48	139	34.5	0	4	0.0
32)	Los Angeles	189	52	120	17	52	160	32.5	6	13	46.2
	Totals	7828	2241	4842	745	2025	5053	40.1	181	350	51.7

NFL / DEFENSE/OPPONENTS: FIRST DOWNS, THIRD DOWNS, FOURTH DOWNS

Rank	Team	FIRST DOWNS				THIRD DOWNS			FOURTH DOWNS		
		Total	Rush	Pass	Pen	Made	Att	Pct	Made	Att	Pct
1)	Baltimore	199	36	142	21	55	165	33.3	9	12	75.0
2)	Houston	211	70	119	22	58	157	36.9	2	10	20.0
3)	Arizona	212	70	122	20	62	161	38.5	5	10	50.0
4)	Jacksonville	217	74	116	27	69	175	39.4	5	9	55.6
5)	Minnesota	221	64	134	23	58	155	37.4	1	10	10.0
6)	Philadelphia	227	69	129	29	61	153	39.9	6	15	40.0
7)	Pittsburgh	231	62	142	27	62	161	38.5	10	19	52.6
8t)	New England	232	64	148	20	60	155	38.7	5	14	35.7
8t)	Green Bay	232	59	155	18	63	152	41.4	9	14	64.3
10)	Chicago	235	68	142	25	62	163	38.0	10	11	90.9
11)	Denver	236	72	136	28	64	175	36.6	6	14	42.9
12)	New York Giants	238	67	153	18	70	185	37.8	6	11	54.5
13)	Seattle	241	70	146	25	72	169	42.6	4	12	33.3
14)	Tampa Bay	245	75	152	18	49	142	34.5	5	6	83.3
15t)	San Diego	246	71	159	16	60	153	39.2	9	14	64.3
15t)	Los Angeles	246	74	145	27	61	162	37.7	9	10	90.0
17)	Tennessee	247	54	171	22	63	158	39.9	6	12	50.0
18t)	Cincinnati	249	71	156	22	63	160	39.4	7	15	46.7
18t)	Detroit	249	74	153	22	68	152	44.7	3	7	42.9
20)	Oakland	252	78	145	29	56	149	37.6	3	9	33.3
21)	New York Jets	253	60	169	24	60	152	39.5	2	8	25.0
22t)	Carolina	255	68	175	12	63	160	39.4	8	11	72.7
22t)	Dallas	255	57	177	21	60	145	41.4	5	8	62.5
24)	Miami	256	73	152	31	53	155	34.2	8	11	72.7
25t)	Buffalo	258	83	145	30	64	155	41.3	2	10	20.0
25t)	New Orleans	258	70	168	20	60	148	40.5	3	9	33.3
27t)	Indianapolis	263	69	168	26	59	141	41.8	3	7	42.9
27t)	Kansas City	263	72	167	24	78	165	47.3	5	12	41.7
29t)	Cleveland	274	89	166	19	73	153	47.7	5	7	71.4
29t)	San Francisco	274	106	141	27	82	174	47.1	2	4	50.0
29t)	Washington	274	83	164	27	71	148	48.0	6	11	54.5
32)	Atlanta	279	69	185	25	66	155	42.6	12	18	66.7
	Totals	7828	2241	4842	745	2025	5053	40.1	181	350	51.7

WEEK 13 / THROUGH MONDAY, DECEMBER 5, 2016**AFC / FIRST-DOWN PLAYS BY TEAMS**

Rank	Team	Yds/Play	Plays	Yards
1)	Tennessee	5.84	339	1979
2)	New England	5.76	357	2055
3)	Miami	5.68	313	1779
4)	Buffalo	5.65	330	1865
5)	Kansas City	5.49	330	1813
6)	Oakland	5.45	355	1933
7)	San Diego	5.44	356	1938
8)	Baltimore	5.26	351	1845
9)	Cleveland	5.25	326	1712
10)	Indianapolis	5.24	352	1845
11)	Jacksonville	5.12	353	1809
12)	Cincinnati	5.04	354	1783
13)	Pittsburgh	4.94	339	1674
14)	New York Jets	4.86	318	1547
15)	Denver	4.85	335	1626
16)	Houston	4.50	343	1544
	TOTAL	5.27	5451	28747

AFC / FIRST-DOWN PLAYS BY OPPONENTS

Rank	Team	Yds/Play	Plays	Yards
1)	Baltimore	4.33	308	1335
2)	Jacksonville	4.60	317	1457
3)	Denver	4.91	350	1717
4)	New England	4.98	332	1654
5)	Kansas City	5.22	361	1883
6)	Pittsburgh	5.24	327	1715
7)	New York Jets	5.31	350	1860
8)	Cleveland	5.41	360	1949
9)	San Diego	5.44	349	1897
10)	Cincinnati	5.44	351	1908
11)	Miami	5.47	364	1991
12)	Buffalo	5.52	350	1931
13)	Houston	5.65	313	1767
14)	Tennessee	5.65	343	1939
15)	Indianapolis	5.77	355	2047
16)	Oakland	6.27	349	2187
	TOTAL	5.34	5479	29237

WEEK 13 / THROUGH MONDAY, DECEMBER 5, 2016**NFC / FIRST-DOWN PLAYS BY TEAMS**

Rank	Team	Yds/Play	Plays	Yards
1)	Atlanta	7.38	369	2724
2)	New Orleans	6.52	381	2486
3)	Chicago	6.27	331	2075
4)	Washington	6.13	359	2200
5)	Seattle	5.98	336	2008
6)	Carolina	5.76	353	2034
7)	Dallas	5.74	360	2068
8)	San Francisco	5.63	331	1865
9)	Philadelphia	5.57	351	1956
10)	Arizona	5.29	381	2014
11)	Green Bay	5.05	348	1756
12)	Detroit	4.98	323	1610
13)	New York Giants	4.98	327	1629
14)	Tampa Bay	4.90	363	1779
15)	Los Angeles	4.84	309	1497
16)	Minnesota	4.77	319	1521
	TOTAL	5.63	5541	31222

NFC / FIRST-DOWN PLAYS BY OPPONENTS

Rank	Team	Yds/Play	Plays	Yards
1)	Los Angeles	4.99	347	1732
2)	Arizona	5.03	324	1631
3)	Minnesota	5.04	336	1695
4)	Seattle	5.13	351	1801
5)	Chicago	5.24	333	1744
6)	Atlanta	5.40	360	1945
7)	Washington	5.44	354	1925
8)	Philadelphia	5.49	327	1794
9)	Green Bay	5.64	316	1783
10)	New York Giants	5.74	357	2048
11)	Dallas	5.86	338	1979
12)	New Orleans	5.86	354	2074
13)	Carolina	5.96	363	2163
14)	San Francisco	6.00	373	2239
15)	Detroit	6.13	333	2040
16)	Tampa Bay	6.16	347	2139
	TOTAL	5.57	5513	30732

WEEK 13 / THROUGH MONDAY, DECEMBER 5, 2016**NFL / FIRST-DOWN PLAYS BY TEAMS**

Rank	Team	Yds/Play	Plays	Yards
1)	Atlanta	7.38	369	2724
2)	New Orleans	6.52	381	2486
3)	Chicago	6.27	331	2075
4)	Washington	6.13	359	2200
5)	Seattle	5.98	336	2008
6)	Tennessee	5.84	339	1979
7)	Carolina	5.76	353	2034
8)	New England	5.76	357	2055
9)	Dallas	5.74	360	2068
10)	Miami	5.68	313	1779
11)	Buffalo	5.65	330	1865
12)	San Francisco	5.63	331	1865
13)	Philadelphia	5.57	351	1956
14)	Kansas City	5.49	330	1813
15)	Oakland	5.45	355	1933
16)	San Diego	5.44	356	1938
17)	Arizona	5.29	381	2014
18)	Baltimore	5.26	351	1845
19)	Cleveland	5.25	326	1712
20)	Indianapolis	5.24	352	1845
21)	Jacksonville	5.12	353	1809
22)	Green Bay	5.05	348	1756
23)	Cincinnati	5.04	354	1783
24)	Detroit	4.98	323	1610
25)	New York Giants	4.98	327	1629
26)	Pittsburgh	4.94	339	1674
27)	Tampa Bay	4.90	363	1779
28)	New York Jets	4.86	318	1547
29)	Denver	4.85	335	1626
30)	Los Angeles	4.84	309	1497
31)	Minnesota	4.77	319	1521
32)	Houston	4.50	343	1544
	TOTAL	5.46	10992	59969

NFL / FIRST-DOWN PLAYS BY OPPONENTS

Rank	Team	Yds/Play	Plays	Yards
1)	Baltimore	4.33	308	1335
2)	Jacksonville	4.60	317	1457
3)	Denver	4.91	350	1717
4)	New England	4.98	332	1654
5)	Los Angeles	4.99	347	1732
6)	Arizona	5.03	324	1631
7)	Minnesota	5.04	336	1695
8)	Seattle	5.13	351	1801
9)	Kansas City	5.22	361	1883
10)	Chicago	5.24	333	1744
11)	Pittsburgh	5.24	327	1715
12)	New York Jets	5.31	350	1860
13)	Atlanta	5.40	360	1945
14)	Cleveland	5.41	360	1949
15)	San Diego	5.44	349	1897
16)	Cincinnati	5.44	351	1908
17)	Washington	5.44	354	1925
18)	Miami	5.47	364	1991
19)	Philadelphia	5.49	327	1794
20)	Buffalo	5.52	350	1931
21)	Green Bay	5.64	316	1783
22)	Houston	5.65	313	1767
23)	Tennessee	5.65	343	1939
24)	New York Giants	5.74	357	2048
25)	Indianapolis	5.77	355	2047
26)	Dallas	5.86	338	1979
27)	New Orleans	5.86	354	2074
28)	Carolina	5.96	363	2163
29)	San Francisco	6.00	373	2239
30)	Detroit	6.13	333	2040
31)	Tampa Bay	6.16	347	2139
32)	Oakland	6.27	349	2187
	TOTAL	5.46	10992	59969

WEEK 13 / THROUGH MONDAY, DECEMBER 5, 2016**AFC / KICKOFFS (Receiving Team)**

Rank	Team	TotKO	AdjKO	TB	TB%	EZ	EZ%	OB	I20	Avg.Start
1)	Indianapolis	70	67	43	64.2	53	75.7	1	4	27.1
2)	New England	52	49	29	59.2	37	71.2	0	5	25.8
3)	Cincinnati	58	57	31	54.4	46	79.3	0	6	25.7
4)	Miami	62	60	35	58.3	52	83.9	0	11	25.4
5)	Jacksonville	71	70	40	57.1	51	71.8	1	7	25.3
6)	Baltimore	47	45	28	62.2	39	83.0	0	5	25.1
7)	Tennessee	66	59	34	57.6	38	57.6	3	6	24.6
8)	Oakland	66	65	44	67.7	51	77.3	2	7	24.5
9)	Buffalo	61	61	34	55.7	48	78.7	0	7	24.5
10)	Pittsburgh	57	56	39	69.6	48	84.2	0	5	24.4
11)	New York Jets	66	63	33	52.4	47	71.2	0	9	24.4
12)	Kansas City	57	55	24	43.6	41	71.9	1	12	24.4
13)	Houston	60	54	33	61.1	42	70.0	1	8	24.2
14)	Denver	56	55	42	76.4	53	94.6	0	7	24.0
15)	San Diego	68	63	45	71.4	55	80.9	1	8	23.7
16)	Cleveland	65	65	44	67.7	49	75.4	0	10	23.1
	Totals	982	944	578	61.2	750	79.4	10	117	24.8

AFC / KICKOFFS (Kicking Team)

Rank	Team	TotKO	AdjKO	TB	TB%	EZ	EZ%	OB	I20	Avg.Start
1)	New England	68	66	37	56.1	49	72.1	1	12	23.5
2)	Indianapolis	69	68	39	57.4	49	71.0	0	10	23.6
3)	Oakland	70	69	37	53.6	48	68.6	0	11	24.1
4)	Miami	54	54	33	61.1	42	77.8	0	7	24.2
5)	San Diego	73	73	59	80.8	67	91.8	0	5	24.5
6)	Houston	55	52	14	26.9	27	49.1	1	7	24.7
7)	Jacksonville	52	46	39	84.8	42	80.8	2	2	24.7
8)	Baltimore	58	58	40	69.0	47	81.0	0	4	24.7
8t)	Cincinnati	59	58	27	46.6	43	72.9	0	12	24.7
10)	Tennessee	66	63	45	71.4	53	80.3	2	5	25.3
11)	New York Jets	52	51	30	58.8	42	80.8	0	8	25.4
12)	Pittsburgh	61	58	40	69.0	49	80.3	1	3	25.6
13)	Denver	68	63	42	66.7	46	67.6	1	9	25.6
14)	Cleveland	49	46	30	65.2	37	75.5	2	3	25.7
15)	Kansas City	64	61	40	65.6	51	79.7	1	6	25.8
16)	Buffalo	64	61	26	42.6	41	64.1	0	12	25.8
	Totals	982	947	578	61.0	733	77.4	11	116	24.8

Note: Average team drive start DOES NOT include onside kicks or kickoffs at the end of a half unless either kickoff is returned for a touchdown. All other kickoffs (returned kickoffs, fair catches, touchback and kickoffs out of bounds) are included. Kickoffs resulting in the kicking team retaining possession are not included.

ADJ KO: Adjusted kickoffs are used to compute the Avg. Team Drive Start.

I20: The number of drives that start inside (not including) the 20 yd line.

WEEK 13 / THROUGH MONDAY, DECEMBER 5, 2016**NFC / KICKOFFS (Receiving Team)**

Rank	Team	TotKO	AdjKO	TB	TB%	EZ	EZ%	OB	I20	Avg.Start
1)	Philadelphia	59	57	32	56.1	44	74.6	1	8	28.4
2)	Minnesota	52	48	26	54.2	40	76.9	0	6	26.3
3)	Seattle	49	47	23	48.9	32	65.3	1	5	26.2
4)	New York Giants	61	61	36	59.0	50	82.0	1	7	25.6
5)	Dallas	57	51	38	74.5	42	73.7	2	1	25.1
6)	Washington	62	61	40	65.6	47	75.8	1	6	25.1
7)	Arizona	62	61	44	72.1	49	79.0	0	10	25.0
8)	Green Bay	68	66	44	66.7	49	72.1	1	9	24.8
9)	Los Angeles	56	56	28	50.0	47	83.9	0	8	24.7
10)	Atlanta	66	61	41	67.2	50	75.8	0	7	24.5
11)	Carolina	69	66	39	59.1	51	73.9	0	11	24.3
12)	San Francisco	73	70	48	68.6	61	83.6	0	10	24.2
13)	Chicago	66	63	35	55.6	44	66.7	0	11	24.1
14)	Tampa Bay	61	61	46	75.4	51	83.6	0	6	24.0
15)	Detroit	58	58	32	55.2	47	81.0	0	10	23.4
16)	New Orleans	74	74	49	66.2	57	77.0	0	13	23.1
	Totals	993	961	601	62.5	761	79.2	7	128	24.8

NFC / KICKOFFS (Kicking Team)

Rank	Team	TotKO	AdjKO	TB	TB%	EZ	EZ%	OB	I20	Avg.Start
1)	Philadelphia	63	60	39	65.0	51	81.0	0	13	22.3
2)	Los Angeles	47	46	29	63.0	38	80.9	0	7	23.2
3)	Tampa Bay	61	59	40	67.8	54	88.5	0	9	23.7
4)	Carolina	64	63	45	71.4	52	81.3	0	8	23.8
5)	Atlanta	82	82	55	67.1	66	80.5	0	14	23.9
6)	Dallas	71	69	46	66.7	60	84.5	0	8	24.0
7)	Chicago	49	47	20	42.6	38	77.6	0	11	24.0
8)	Detroit	63	58	43	74.1	51	81.0	1	8	24.5
9)	San Francisco	57	53	20	37.7	29	50.9	0	11	25.0
10)	Seattle	65	63	47	74.6	57	87.7	0	4	25.2
11)	Washington	71	69	53	76.8	59	83.1	1	7	25.5
12)	New Orleans	68	66	36	54.5	51	75.0	1	7	25.7
13)	Arizona	57	55	38	69.1	49	86.0	0	5	26.1
14)	Minnesota	56	54	28	51.9	39	69.6	1	4	26.2
15)	New York Giants	55	52	27	51.9	35	63.6	1	4	26.8
16)	Green Bay	64	62	35	56.5	49	76.6	1	9	26.8
	Totals	993	958	601	62.7	778	81.2	6	129	24.8

Note: Average team drive start DOES NOT include onside kicks or kickoffs at the end of a half unless either kickoff is returned for a touchdown. All other kickoffs (returned kickoffs, fair catches, touchback and kickoffs out of bounds) are included. Kickoffs resulting in the kicking team retaining possession are not included.

ADJ KO: Adjusted kickoffs are used to compute the Avg. Team Drive Start.

I20: The number of drives that start inside (not including) the 20 yd line.

WEEK 13 / THROUGH MONDAY, DECEMBER 5, 2016**NFL / KICKOFFS (Receiving Team)**

Rank	Team	TotKO	AdjKO	TB	TB%	EZ	EZ%	OB	I20	Avg.Start
1)	Philadelphia	59	57	32	56.1	44	74.6	1	8	28.4
2)	Indianapolis	70	67	43	64.2	53	75.7	1	4	27.1
3)	Minnesota	52	48	26	54.2	40	76.9	0	6	26.3
4)	Seattle	49	47	23	48.9	32	65.3	1	5	26.2
5)	New England	52	49	29	59.2	37	71.2	0	5	25.8
6)	Cincinnati	58	57	31	54.4	46	79.3	0	6	25.7
7)	New York Giants	61	61	36	59.0	50	82.0	1	7	25.6
8)	Miami	62	60	35	58.3	52	83.9	0	11	25.4
9)	Jacksonville	71	70	40	57.1	51	71.8	1	7	25.3
10)	Dallas	57	51	38	74.5	42	73.7	2	1	25.1
11)	Washington	62	61	40	65.6	47	75.8	1	6	25.1
12)	Baltimore	47	45	28	62.2	39	83.0	0	5	25.1
13)	Arizona	62	61	44	72.1	49	79.0	0	10	25.0
14)	Green Bay	68	66	44	66.7	49	72.1	1	9	24.8
15)	Los Angeles	56	56	28	50.0	47	83.9	0	8	24.7
16)	Tennessee	66	59	34	57.6	38	57.6	3	6	24.6
17)	Oakland	66	65	44	67.7	51	77.3	2	7	24.5
18)	Buffalo	61	61	34	55.7	48	78.7	0	7	24.5
19)	Atlanta	66	61	41	67.2	50	75.8	0	7	24.5
20)	Pittsburgh	57	56	39	69.6	48	84.2	0	5	24.4
21)	New York Jets	66	63	33	52.4	47	71.2	0	9	24.4
22)	Kansas City	57	55	24	43.6	41	71.9	1	12	24.4
23)	Carolina	69	66	39	59.1	51	73.9	0	11	24.3
24)	San Francisco	73	70	48	68.6	61	83.6	0	10	24.2
25)	Houston	60	54	33	61.1	42	70.0	1	8	24.2
26)	Chicago	66	63	35	55.6	44	66.7	0	11	24.1
27)	Tampa Bay	61	61	46	75.4	51	83.6	0	6	24.0
28)	Denver	56	55	42	76.4	53	94.6	0	7	24.0
29)	San Diego	68	63	45	71.4	55	80.9	1	8	23.7
30)	Detroit	58	58	32	55.2	47	81.0	0	10	23.4
31)	Cleveland	65	65	44	67.7	49	75.4	0	10	23.1
32)	New Orleans	74	74	49	66.2	57	77.0	0	13	23.1
	Totals	1975	1905	1179	61.91	511	79.3	17	245	24.8

Note: Average opponent drive start DOES NOT include inside kicks or kickoffs at the end of a half unless either kickoff is returned for a touchdown. All other kickoffs (returned kickoffs, fair catches, touchback and kickoffs out of bounds) are included. Kickoffs resulting in the kicking team retaining possession are not included.

ADJ KO: Adjusted kickoffs are used to compute the Avg. Team Drive Start.

I20: The number of drives that start inside (not including) the 20 yd line.

WEEK 13 / THROUGH MONDAY, DECEMBER 5, 2016**NFL / KICKOFFS (Kicking Team)**

Rank	Team	TotKO	AdjKO	TB	TB%	EZ	EZ%	OB	I20	Avg.Start
1)	Philadelphia	63	60	39	65.0	51	81.0	0	13	22.3
2)	Los Angeles	47	46	29	63.0	38	80.9	0	7	23.2
3)	New England	68	66	37	56.1	49	72.1	1	12	23.5
4)	Indianapolis	69	68	39	57.4	49	71.0	0	10	23.6
5)	Tampa Bay	61	59	40	67.8	54	88.5	0	9	23.7
6)	Carolina	64	63	45	71.4	52	81.3	0	8	23.8
7)	Atlanta	82	82	55	67.1	66	80.5	0	14	23.9
8)	Dallas	71	69	46	66.7	60	84.5	0	8	24.0
9)	Chicago	49	47	20	42.6	38	77.6	0	11	24.0
10)	Oakland	70	69	37	53.6	48	68.6	0	11	24.1
11)	Miami	54	54	33	61.1	42	77.8	0	7	24.2
12)	Detroit	63	58	43	74.1	51	81.0	1	8	24.5
13)	San Diego	73	73	59	80.8	67	91.8	0	5	24.5
14)	Houston	55	52	14	26.9	27	49.1	1	7	24.7
15)	Jacksonville	52	46	39	84.8	42	80.8	2	2	24.7
16)	Baltimore	58	58	40	69.0	47	81.0	0	4	24.7
16t)	Cincinnati	59	58	27	46.6	43	72.9	0	12	24.7
18)	San Francisco	57	53	20	37.7	29	50.9	0	11	25.0
19)	Seattle	65	63	47	74.6	57	87.7	0	4	25.2
20)	Tennessee	66	63	45	71.4	53	80.3	2	5	25.3
21)	New York Jets	52	51	30	58.8	42	80.8	0	8	25.4
22)	Washington	71	69	53	76.8	59	83.1	1	7	25.5
23)	Pittsburgh	61	58	40	69.0	49	80.3	1	3	25.6
24)	Denver	68	63	42	66.7	46	67.6	1	9	25.6
25)	Cleveland	49	46	30	65.2	37	75.5	2	3	25.7
26)	New Orleans	68	66	36	54.5	51	75.0	1	7	25.7
27)	Kansas City	64	61	40	65.6	51	79.7	1	6	25.8
28)	Buffalo	64	61	26	42.6	41	64.1	0	12	25.8
29)	Arizona	57	55	38	69.1	49	86.0	0	5	26.1
30)	Minnesota	56	54	28	51.9	39	69.6	1	4	26.2
31)	New York Giants	55	52	27	51.9	35	63.6	1	4	26.8
32)	Green Bay	64	62	35	56.5	49	76.6	1	9	26.8
	Totals	1975	1905	1179	61.91	511	79.3	17	245	24.8

Note: Average team drive start DOES NOT include inside kicks or kickoffs at the end of a half unless either kickoff is returned for a touchdown. All other kickoffs (returned kickoffs, fair catches, touchback and kickoffs out of bounds) are included. Kickoffs resulting in the kicking team retaining possession are not included.

ADJ KO: Adjusted kickoffs are used to compute the Avg. Team Drive Start.

I20: The number of drives that start inside (not including) the 20 yd line.

WEEK 13 / THROUGH MONDAY, DECEMBER 5, 2016

AFC / SINGLE-GAME HIGHS / PLAYERS

Most Points-- 18, Gordon, S.D. at Atl., 10/23 (OT), (3 td, 0 fg, 0 xp, 0 2pt)
Most Points-- 18, Hill, K.C. at Denv., 11/27 (OT), (3 td, 0 fg, 0 xp, 0 2pt)
Most Points-- 18, (8 times in Non-Overtime Games)
Passing Yards-- 513, Carr, Oak. at T.B., 10/30 (OT), (40-59, 513, 4 td, 0 int)
Passing Yards-- 408, Roethlisberger, Pitt. vs. Dal., 11/13, (37-46, 408, 3 td, 0 int)
Longest Pass-- 95, Flacco, Balt. vs. Pitt., 11/6, (to Wallace, Mike, td)
Passing Touchdowns-- 5, Roethlisberger, Pitt. vs. K.C., 10/2, (22-27, 300, 5 td, 0 int)
Rushing Yards-- 214, Ajayi, Miami vs. Buff., 10/23, (28-214, 1 td)
Rushing Attempts-- 32, D. Williams, Pitt. vs. Cin., 9/18, (32-94, 0 td)
Rushing Attempts-- 32, Gordon, S.D. vs. Tenn., 11/6, (32-196, 1 td)
Longest Rush-- 85, Crowell, Clev. vs. Balt., 9/18, td
Receptions-- 14, Brown, Pitt. vs. Dal., 11/13, (14-154, 1 td)
Receiving Yards-- 180, Green, Cin. at NY-J, 9/11, (12-180, 1 td)
Kickoff Return Yards-- 160, Todman, Ind. at G.B., 11/6, (2-160, 1 td)
Kickoff Returns-- 6, Thomas, K.C. at Atl., 12/4, (6-130, 0 td)
Kickoff Returns-- 6, Ross, NY-J vs. Ind., 12/5, (6-120, 0 td)
Longest Kickoff Return-- 99, Todman, Ind. at G.B., 11/6, td
Punt Return Yards-- 74, Grant, Miami vs. Tenn., 10/9, (1-74, 0 fc, 1 td)
Punt Returns-- 5, Norwood, Denv. vs. K.C., 11/27 (OT), (5-14, 3 fc, 0 td)
Punt Returns-- 5, (5 times in Non-Overtime Games)
Longest Punt Return-- 74, Grant, Miami vs. Tenn., 10/9, td
Interceptions-- 2, (11 times in Non-Overtime Games)
Longest Interception Return-- 60, Alonso, Miami at S.D., 11/13, td
Sacks-- 3.5, Ford, K.C. at Ind., 10/30
Scrimmage Yards-- 261, Gordon, S.D. vs. Tenn., 11/6, (Rush 32-196, Rec 4-65)
Longest Punt-- 78, Nortman, Jax vs. Ind., 10/2
Punts-- 11, Dixon, Denv. at Jax, 12/4, (11-506, 46.0)
Field Goals Made-- 5, Nugent, Cin. vs. Miami, 9/29, (5-5, 47 lg)
Field Goals Made-- 5, Vinatieri, Ind. vs. Chi., 10/9, (5-5, 54 lg)
Longest Field Goal-- 57, Tucker, Balt. vs. Cin., 11/27

NFC / SINGLE-GAME HIGHS / PLAYERS

Most Points-- 18, (7 times in Non-Overtime Games)
Passing Yards-- 503, Ryan, Atl. vs. Car., 10/2, (28-37, 503, 4 td, 1 int)
Longest Pass-- 98, Brees, N.O. vs. Oak., 9/11, (to Cooks, Brandin, td)
Passing Touchdowns-- 4, (11 times in Non-Overtime Games)
Rushing Yards-- 158, Ingram, N.O. at S.F., 11/6, (15-158, 1 td)
Rushing Attempts-- 33, D. Johnson, Ariz. vs. Sea., 10/23 (OT), (33-113, 0 td)
Rushing Attempts-- 32, Howard, Chi. vs. S.F., 12/4, (32-117, 3 td)
Longest Rush-- 75, Ingram, N.O. at S.F., 11/6, td
Longest Rush-- 75, Lockett, Sea. vs. Car., 12/4, td
Receptions-- 13, Diggs, Minn. vs. Det., 11/6 (OT), (13-80, 0 td)
Receptions-- 13, Adams, G.B. vs. Chi., 10/20, (13-132, 2 td)
Receptions-- 13, Diggs, Minn. at Wash., 11/13, (13-164, 0 td)
Receiving Yards-- 300, J. Jones, Atl. vs. Car., 10/2, (12-300, 1 td)
Kickoff Return Yards-- 163, Cunningham, L.A. at N.O., 11/27, (5-163, 0 td)
Kickoff Returns-- 6, Ginn, Car. vs. S.F., 9/18, (6-130, 0 td)
Longest Kickoff Return-- 104, Patterson, Minn. vs. Ariz., 11/20, td
Punt Return Yards-- 100, Roberts, Det. at Chi., 10/2, (2-100, 0 fc, 1 td)
Punt Return Yards-- 100, Sherels, Minn. vs. Hou., 10/9, (4-100, 1 fc, 1 td)
Punt Returns-- 5, B. Golden, Ariz. vs. Sea., 10/23 (OT), (5-20, 0 fc, 0 td)
Punt Returns-- 5, Humphries, T.B. at Ariz., 9/18, (5-43, 1 fc, 0 td)
Longest Punt Return-- 85, Roberts, Det. at Chi., 10/2, td
Longest Punt Return-- 85, Crowder, Wash. at Balt., 10/9, td
Interceptions-- 2, (8 times in Non-Overtime Games)
Longest Interception Return-- 100, Rhodes, Minn. vs. Ariz., 11/20, td
Sacks-- 3.5, Beasley, Atl. at Denv., 10/9
Scrimmage Yards-- 300, J. Jones, Atl. vs. Car., 10/2, (Rush 0-0, Rec 12-300)
Longest Punt-- 78, Hekker, L.A. at NY-J, 11/13
Punts-- 10, Hekker, L.A. at S.F., 9/12, (10-431, 43.1)
Field Goals Made-- 5, Hopkins, Wash. at NY-G, 9/25, (5-5, 49 lg)
Field Goals Made-- 5, Prater, Det. at N.O., 12/4, (5-5, 52 lg)
Longest Field Goal-- 60, Catanzaro, Ariz. at Buff., 9/25

WEEK 13 / THROUGH MONDAY, DECEMBER 5, 2016

NFL / SINGLE-GAME HIGHS / PLAYERS

Most Points-- 18, Gordon, S.D. at Atl., 10/23 (OT), (3 td, 0 fg, 0 xp, 0 2pt)
Most Points-- 18, Hill, K.C. at Denv., 11/27 (OT), (3 td, 0 fg, 0 xp, 0 2pt)
Most Points-- 18, (15 times in Non-Overtime Games)
Passing Yards-- 513, Carr, Oak. at T.B., 10/30 (OT), (40-59, 513, 4 td, 0 int)
Passing Yards-- 503, Ryan, Atl. vs. Car., 10/2, (28-37, 503, 4 td, 1 int)
Longest Pass-- 98, Brees, N.O. vs. Oak., 9/11, (to Cooks, Brandin, td)
Passing Touchdowns-- 5, Roethlisberger, Pitt. vs. K.C., 10/2, (22-27, 300, 5 td, 0 int)
Rushing Yards-- 214, Ajayi, Miami vs. Buff., 10/23, (28-214, 1 td)
Rushing Attempts-- 33, D. Johnson, Ariz. vs. Sea., 10/23 (OT), (33-113, 0 td)
Rushing Attempts-- 32, (3 times in Non-Overtime Games)
Longest Rush-- 85, Crowell, Clev. vs. Balt., 9/18, td
Receptions-- 14, Brown, Pitt. vs. Dal., 11/13, (14-154, 1 td)
Receiving Yards-- 300, J. Jones, Atl. vs. Car., 10/2, (12-300, 1 td)
Kickoff Return Yards-- 163, Cunningham, L.A. at N.O., 11/27, (5-163, 0 td)
Kickoff Returns-- 6, (3 times in Non-Overtime Games)
Longest Kickoff Return-- 104, Patterson, Minn. vs. Ariz., 11/20, td
Punt Return Yards-- 100, Roberts, Det. at Chi., 10/2, (2-100, 0 fc, 1 td)
Punt Return Yards-- 100, Sherels, Minn. vs. Hou., 10/9, (4-100, 1 fc, 1 td)
Punt Returns-- 5, B. Golden, Ariz. vs. Sea., 10/23 (OT), (5-20, 0 fc, 0 td)
Punt Returns-- 5, Norwood, Denv. vs. K.C., 11/27 (OT), (5-14, 3 fc, 0 td)
Punt Returns-- 5, (6 times in Non-Overtime Games)
Longest Punt Return-- 85, Roberts, Det. at Chi., 10/2, td
Longest Punt Return-- 85, Crowder, Wash. at Balt., 10/9, td
Interceptions-- 2, (19 times in Non-Overtime Games)
Longest Interception Return-- 100, Rhodes, Minn. vs. Ariz., 11/20, td
Sacks-- 3.5, Beasley, Atl. at Denv., 10/9
Sacks-- 3.5, Ford, K.C. at Ind., 10/30
Scrimmage Yards-- 300, J. Jones, Atl. vs. Car., 10/2, (Rush 0-0, Rec 12-300)
Longest Punt-- 78, Nortman, Jax vs. Ind., 10/2
Longest Punt-- 78, Hekker, L.A. at NY-J, 11/13
Punts-- 11, Dixon, Denv. at Jax , 12/4, (11-506, 46.0)
Field Goals Made-- 5, (4 times in Non-Overtime Games)
Longest Field Goal-- 60, Catanzaro, Ariz. at Buff., 9/25

WEEK 13 / THROUGH MONDAY, DECEMBER 5, 2016

300-Yard Passing Games

513, Carr, OAK at TB 10/30 (ot) (40-59, 4 TD)
503, Ryan, ATL vs. CAR 10/02 (28-37, 4 TD)
465, Brees, NO vs. CAR 10/16 (34-49, 4 TD)
458, Cousins, WAS at CIN 10/30 (ot) (38-56, 2 TD)
449, Cousins, WAS at DAL 11/24 (41-53, 3 TD)
423, Brees, NO vs. OAK 09/11 (28-42, 4 TD)
408, Roethlisberger, PIT vs. DAL 11/13 (37-46, 3 TD)
406, Brady, NE at CLE 10/09 (28-40, 3 TD)
405, Winston, TB vs. LA 09/25 (36-58, 3 TD)
403, Manning, NYG vs. BAL 10/16 (32-46, 3 TD)
398, Kaepernick, SF vs. NO 11/06 (24-39, 2 TD)
397, Hoyer, CHI at IND 10/09 (33-43, 2 TD)
396, Ryan, ATL at OAK 09/18 (26-34, 3 TD)
387, Tannehill, MIA at NE 09/18 (32-45, 2 TD)
385, Luck, IND vs. DET 09/11 (31-47, 4 TD)
385, Stafford, DET at GB 09/25 (28-41, 3 TD)
381, Flacco, BAL vs. MIA 12/04 (36-47, 4 TD)
380, Roethlisberger, PIT vs. NYJ 10/09 (34-47, 4 TD)
376, Brady, NE vs. CIN 10/16 (29-35, 3 TD)
376, Brees, NO vs. ATL 09/26 (36-54, 3 TD)
376, Palmer, ARI vs. SF 11/13 (30-49, 1 TD)
375, Cousins, WAS vs. GB 11/20 (21-30, 3 TD)
374, Fitzpatrick, NYJ at BUF 09/15 (24-34, 1 TD)
371, A. Rodgers, GB at TEN 11/13 (31-51, 2 TD)
371, Rivers, SD at ATL 10/23 (ot) (27-44, 1 TD)
368, Siemian, DEN vs. KC 11/27 (ot) (20-34, 3 TD)
368, Manning, NYG vs. NO 09/18 (32-41, 0 TD)
367, Brees, NO at KC 10/23 (37-48, 3 TD)
366, Dalton, CIN at PIT 09/18 (31-54, 1 TD)
366, Dalton, CIN at NYJ 09/11 (23-30, 1 TD)
364, Wentz, PHI at NYG 11/06 (27-47, 0 TD)
364, Cousins, WAS vs. DAL 09/18 (28-46, 1 TD)
363, A. Smith, KC vs. SD 09/11 (ot) (34-48, 2 TD)
363, Palmer, ARI at CAR 10/30 (35-46, 3 TD)
359, Rivers, SD at OAK 10/09 (21-30, 4 TD)
353, Newton, CAR vs. SF 09/18 (24-40, 4 TD)
353, Luck, IND at TEN 10/23 (27-39, 3 TD)
351, A. Rodgers, GB at WAS 11/20 (26-41, 3 TD)
350, Manning, NYG vs. WAS 09/25 (25-38, 1 TD)
348, Wilson, SEA at NE 11/13 (25-37, 3 TD)
344, Ryan, ATL at TB 11/03 (25-34, 4 TD)
342, Palmer, ARI vs. SEA 10/23 (ot) (29-49, 0 TD)
341, Stafford, DET at NO 12/04 (30-42, 2 TD)
341, McCown, CLE vs. NYJ 10/30 (25-49, 2 TD)
340, Stafford, DET at IND 09/11 (31-39, 3 TD)
337, Bortles, JAX at TEN 10/27 (33-54, 3 TD)
336, Kessler, CLE at TEN 10/16 (26-41, 2 TD)
335, Ryan, ATL at SEA 10/16 (27-42, 3 TD)
334, Ryan, ATL vs. TB 09/11 (27-39, 2 TD)
332, Dalton, CIN vs. PHI 12/04 (23-31, 2 TD)
331, Winston, TB at KC 11/20 (24-39, 1 TD)
331, Luck, IND vs. SD 09/25 (24-37, 1 TD)
329, Cousins, WAS vs. PIT 09/12 (30-43, 0 TD)
329, Bortles, JAX at SD 09/18 (31-50, 2 TD)
326, A. Rodgers, GB vs. CHI 10/20 (39-56, 3 TD)
326, Rivers, SD vs. MIA 11/13 (23-44, 3 TD)
326, Rivers, SD at IND 09/25 (26-39, 0 TD)
326, Brees, NO vs. DET 12/04 (31-44, 0 TD)
323, Brees, NO at SF 11/06 (28-39, 3 TD)
322, McCown, CLE vs. NYG 11/27 (25-43, 1 TD)
322, Luck, IND vs. CHI 10/09 (28-39, 2 TD)
322, Newton, CAR at NO 10/16 (27-47, 2 TD)
321, Rivers, SD vs. NO 10/02 (28-43, 2 TD)
321, Keenum, LA at DET 10/16 (27-32, 3 TD)
320, Bortles, JAX vs. GB 09/11 (24-39, 1 TD)
319, Prescott, DAL at PIT 11/13 (22-32, 2 TD)
319, Tannehill, MIA vs. CLE 09/25 (ot) (25-39, 3 TD)
319, Carr, OAK at NO 09/11 (24-38, 1 TD)
317, Hoyer, CHI at DAL 09/25 (30-49, 2 TD)
317, Carr, OAK vs. SD 10/09 (25-40, 2 TD)
316, Brady, NE vs. SEA 11/13 (23-32, 0 TD)
316, Barkley, CHI vs. TEN 11/27 (28-54, 3 TD)
315, Carr, OAK vs. CAR 11/27 (26-38, 2 TD)
315, Brady, NE at BUF 10/30 (22-33, 4 TD)
313, A. Rodgers, GB at PHI 11/28 (30-39, 2 TD)
313, Mariota, TEN at SD 11/06 (27-43, 3 TD)
312, Winston, TB vs. CHI 11/13 (23-33, 2 TD)
312, Siemian, DEN at CIN 09/25 (23-35, 4 TD)
310, Brees, NO vs. LA 11/27 (28-36, 4 TD)

309, Wilson, SEA at NYJ 10/02 (23-32, 3 TD)
308, Dalton, CIN vs. CLE 10/23 (19-28, 2 TD)
308, Wentz, PHI at CIN 12/04 (36-60, 1 TD)
307, Bradford, MIN at WAS 11/13 (31-40, 2 TD)
307, Flacco, BAL at NYG 10/16 (26-48, 0 TD)
304, Palmer, ARI vs. TB 09/18 (17-30, 3 TD)
303, Brees, NO vs. DEN 11/13 (21-29, 3 TD)
302, Hoyer, CHI vs. JAX 10/16 (30-49, 0 TD)
302, Hoyer, CHI vs. DET 10/02 (28-36, 2 TD)
302, Flacco, BAL at CLE 09/18 (25-45, 2 TD)
301, Wentz, PHI vs. PIT 09/25 (23-31, 2 TD)
301, Prescott, DAL vs. BAL 11/20 (27-36, 3 TD)
301, Cousins, WAS at DET 10/23 (30-39, 1 TD)
300, Palmer, ARI vs. WAS 12/04 (30-46, 3 TD)
300, Roethlisberger, PIT at WAS 09/12 (27-37, 3 TD)
300, Roethlisberger, PIT vs. KC 10/02 (22-27, 5 TD)

WEEK 13 / THROUGH MONDAY, DECEMBER 5, 2016

100-Yard Receiving Games

300, J. Jones, ATL vs. CAR 10/02 (12 rec., 1 TD)
222, Beckham, NYG vs. BAL 10/16 (8 rec., 2 TD)
205, M. Jones, DET at GB 09/25 (6 rec., 2 TD)
182, Diggs, MIN vs. GB 09/18 (9 rec., 1 TD)
181, Olsen, CAR vs. TB 10/10 (9 rec., 0 TD)
180, Green, CIN at NYJ 09/11 (12 rec., 1 TD)
174, J. Jones, ATL vs. SD 10/23 (ot) (9 rec., 0 TD)
174, Hilton, IND vs. SD 09/25 (8 rec., 1 TD)
173, Cooks, NO vs. CAR 10/16 (7 rec., 1 TD)
173, Green, CIN vs. MIA 09/29 (10 rec., 1 TD)
173, Cooper, OAK at TB 10/30 (ot) (12 rec., 1 TD)
172, Snead, NO vs. OAK 09/11 (9 rec., 1 TD)
171, Hilton, IND vs. CHI 10/09 (10 rec., 1 TD)
169, Green, CIN vs. CLE 10/23 (8 rec., 1 TD)
165, Tate, DET vs. LA 10/16 (8 rec., 1 TD)
164, Baldwin, SEA vs. SF 09/25 (8 rec., 1 TD)
164, Diggs, MIN at WAS 11/13 (13 rec., 0 TD)
162, Sanders, DEN vs. KC 11/27 (ot) (7 rec., 1 TD)
162, Woods, BUF at SEA 11/07 (10 rec., 0 TD)
162, R. Gronkowski, NE vs. CIN 10/16 (7 rec., 1 TD)
156, Adams, GB at TEN 11/13 (6 rec., 0 TD)
154, Brown, PIT vs. DAL 11/13 (14 rec., 1 TD)
150, Evans, TB vs. ATL 11/03 (11 rec., 2 TD)
146, Hilton, IND at NYJ 12/05 (9 rec., 0 TD)
145, Tate, DET at NO 12/04 (8 rec., 1 TD)
144, Jo. Brown, ARI vs. LA 10/02 (10 rec., 0 TD)
144, Pryor, CLE at MIA 09/25 (ot) (8 rec., 0 TD)
143, Cooks, NO vs. OAK 09/11 (6 rec., 2 TD)
140, Ty. Williams, SD at ATL 10/23 (ot) (7 rec., 0 TD)
140, Kelce, KC at ATL 12/04 (8 rec., 0 TD)
140, Brown, PIT at PHI 09/25 (12 rec., 0 TD)
139, Coates, PIT vs. NYJ 10/09 (6 rec., 2 TD)
139, J. Jones, ATL at SEA 10/16 (7 rec., 1 TD)
138, Cooper, OAK vs. SD 10/09 (6 rec., 1 TD)
137, Cooper, OAK at NO 09/11 (6 rec., 0 TD)
136, Britt, LA at DET 10/16 (7 rec., 2 TD)
135, Landry, MIA at NE 09/18 (10 rec., 0 TD)
135, J. Jones, ATL at PHI 11/13 (10 rec., 0 TD)
134, Witten, DAL at CLE 11/06 (8 rec., 1 TD)
133, Hilton, IND at TEN 10/23 (7 rec., 1 TD)
133, Wright, TEN vs. CLE 10/16 (8 rec., 1 TD)
132, Fitzgerald, ARI vs. SF 11/13 (12 rec., 0 TD)
132, Evans, TB vs. LA 09/25 (10 rec., 1 TD)
132, Coleman, ATL at DEN 10/09 (4 rec., 1 TD)
132, Adams, GB vs. CHI 10/20 (13 rec., 2 TD)
131, Pryor, CLE vs. NYG 11/27 (6 rec., 0 TD)
130, Meredith, CHI at IND 10/09 (9 rec., 1 TD)
130, Thomas, NO at KC 10/23 (10 rec., 0 TD)
129, Cooper, OAK vs. KC 10/16 (10 rec., 0 TD)
129, Ware, KC vs. SD 09/11 (ot) (7 rec., 0 TD)
128, Sproles, PHI vs. PIT 09/25 (6 rec., 1 TD)
127, Thielen, MIN vs. HOU 10/09 (7 rec., 1 TD)
126, Brown, PIT at WAS 09/12 (8 rec., 2 TD)
126, Decker, NYJ at BUF 09/15 (6 rec., 1 TD)
126, Nelson, GB at TEN 11/13 (12 rec., 1 TD)
125, M. Wilson, CHI vs. TEN 11/27 (8 rec., 1 TD)
125, Ty. Williams, SD vs. MIA 11/13 (5 rec., 1 TD)
124, Walker, TEN vs. GB 11/13 (9 rec., 1 TD)
124, Wallace, BAL vs. PIT 11/06 (4 rec., 1 TD)
122, Matthews, TEN at IND 11/20 (9 rec., 0 TD)
122, Olsen, CAR vs. SF 09/18 (5 rec., 1 TD)
121, Beckham, NYG vs. WAS 09/25 (7 rec., 0 TD)
121, Green, CIN vs. WAS 10/30 (ot) (9 rec., 0 TD)
120, Inman, SD vs. NO 10/02 (7 rec., 1 TD)
120, Wallace, BAL at NYJ 10/23 (10 rec., 0 TD)
120, Landry, MIA vs. CLE 09/25 (ot) (7 rec., 1 TD)
119, Inman, SD at HOU 11/27 (6 rec., 1 TD)
118, Nelson, GB vs. HOU 12/04 (8 rec., 1 TD)
118, M. Jones, DET vs. TEN 09/18 (8 rec., 0 TD)
118, D. Jackson, WAS at DAL 11/24 (4 rec., 1 TD)
117, Sanders, DEN at CIN 09/25 (9 rec., 2 TD)
117, Ty. Williams, SD at OAK 10/09 (5 rec., 1 TD)
117, Shepard, NYG vs. NO 09/18 (8 rec., 0 TD)
117, Benjamin, SD at OAK 10/09 (7 rec., 0 TD)
116, Garcon, WAS vs. GB 11/20 (6 rec., 1 TD)
116, Bryant, DAL at PIT 11/13 (6 rec., 1 TD)
115, Ginn, CAR at OAK 11/27 (4 rec., 1 TD)
115, Benjamin, SD vs. JAX 09/18 (6 rec., 2 TD)
114, B. Marshall, NYJ at PIT 10/09 (8 rec., 1 TD)

114, Matthews, PHI vs. CLE 09/11 (7 rec., 1 TD)
114, Bennett, NE vs. MIA 09/18 (5 rec., 1 TD)
114, Hogan, NE at CLE 10/09 (4 rec., 0 TD)
113, J. Jones, ATL vs. KC 12/04 (7 rec., 0 TD)
113, Adams, GB at PHI 11/28 (5 rec., 2 TD)
113, Graham, SEA at NYJ 10/02 (6 rec., 0 TD)
113, Hopkins, HOU vs. KC 09/18 (7 rec., 1 TD)
113, Meredith, CHI vs. JAX 10/16 (11 rec., 0 TD)
113, Bryant, DAL vs. PHI 10/30 (ot) (4 rec., 1 TD)
112, Goodwin, BUF vs. NYJ 09/15 (2 rec., 1 TD)
111, J. Jones, ATL at TB 11/03 (8 rec., 1 TD)
111, S. Smith, BAL vs. OAK 10/02 (8 rec., 1 TD)
111, Royal, CHI vs. DET 10/02 (7 rec., 1 TD)
110, Green, PIT vs. NYG 12/04 (6 rec., 1 TD)
110, Crabtree, OAK vs. CAR 11/27 (8 rec., 0 TD)
109, R. Gronkowski, NE at CLE 10/09 (5 rec., 0 TD)
109, R. Gronkowski, NE at BUF 10/30 (5 rec., 1 TD)
109, Bennett, NE vs. BUF 10/02 (5 rec., 0 TD)
109, Enunwa, NYJ vs. NE 11/27 (5 rec., 1 TD)
109, Britt, LA at NYJ 11/13 (7 rec., 0 TD)
109, Fleener, NO vs. ATL 09/26 (7 rec., 1 TD)
108, Crowder, WAS at DET 10/23 (7 rec., 0 TD)
108, Kelce, KC vs. TB 11/20 (7 rec., 0 TD)
108, Cobb, GB vs. NYG 10/09 (9 rec., 0 TD)
108, Benjamin, CAR vs. SF 09/18 (7 rec., 2 TD)
108, Thomas, NO vs. LA 11/27 (9 rec., 2 TD)
108, Crabtree, OAK at TB 10/30 (ot) (8 rec., 0 TD)
107, Fuller, HOU vs. CHI 09/11 (5 rec., 1 TD)
107, Crowder, WAS at CIN 10/30 (ot) (9 rec., 1 TD)
107, Lee, JAX vs. OAK 10/23 (7 rec., 0 TD)
107, A. Robinson, JAX vs. HOU 11/13 (9 rec., 1 TD)
106, Brown, PIT vs. NE 10/23 (7 rec., 0 TD)
106, Parker, MIA at NE 09/18 (8 rec., 0 TD)
106, Patton, SF vs. NO 11/06 (6 rec., 0 TD)
106, J. Jones, ATL at OAK 09/18 (5 rec., 1 TD)
105, Cook, GB at WAS 11/20 (6 rec., 1 TD)
105, Jeffery, CHI at HOU 09/11 (4 rec., 0 TD)
105, Evans, TB at KC 11/20 (6 rec., 0 TD)
104, Evans, TB vs. SEA 11/27 (8 rec., 2 TD)
104, C. Coleman, CLE vs. BAL 09/18 (5 rec., 2 TD)
104, Baldwin, SEA vs. PHI 11/20 (4 rec., 0 TD)
104, Fuller, HOU vs. KC 09/18 (4 rec., 0 TD)
103, Diggs, MIN at TEN 09/11 (7 rec., 0 TD)
103, D. Johnson, ARI at ATL 11/27 (8 rec., 1 TD)
103, Rogers, PIT at BAL 11/06 (6 rec., 0 TD)
103, Parker, MIA at SD 11/13 (5 rec., 0 TD)
103, Graham, SEA vs. BUF 11/07 (8 rec., 2 TD)
102, Eifert, CIN vs. WAS 10/30 (ot) (9 rec., 1 TD)
102, Bryant, DAL at WAS 09/18 (7 rec., 0 TD)
102, Kerley, SF vs. ARI 10/06 (8 rec., 1 TD)
102, Crabtree, OAK at TEN 09/25 (8 rec., 0 TD)
102, Pitta, BAL at CLE 09/18 (9 rec., 0 TD)
102, Bennett, NE vs. SEA 11/13 (7 rec., 0 TD)
102, D. Jackson, WAS vs. PIT 09/12 (6 rec., 0 TD)
102, Crowder, WAS vs. GB 11/20 (3 rec., 1 TD)
101, Floyd, ARI vs. SF 11/13 (5 rec., 0 TD)
101, Nelson, GB vs. DET 09/25 (6 rec., 2 TD)
101, B. Marshall, NYJ at BUF 09/15 (6 rec., 0 TD)
101, Edelman, NE vs. LA 12/04 (8 rec., 0 TD)
101, Kelce, KC at DEN 11/27 (ot) (8 rec., 0 TD)
101, Kelce, KC at IND 10/30 (7 rec., 1 TD)
101, Pryor, CLE vs. NYJ 10/30 (6 rec., 0 TD)
100, Bernard, CIN at PIT 09/18 (9 rec., 1 TD)
100, Humphries, TB vs. LA 09/25 (9 rec., 0 TD)
100, Thomas, DEN at CIN 09/25 (6 rec., 1 TD)
100, Beckham, NYG at PIT 12/04 (10 rec., 0 TD)
100, Stills, MIA vs. BUF 10/23 (5 rec., 1 TD)
100, Graham, SEA vs. SF 09/25 (6 rec., 1 TD)

WEEK 13 / THROUGH MONDAY, DECEMBER 5, 2016

100-Yard Rushing Games

214, Ajayi, MIA vs. BUF 10/23 (28 att., 1 TD)
204, Ajayi, MIA vs. PIT 10/16 (25 att., 2 TD)
196, Gordon, SD vs. TEN 11/06 (32 att., 1 TD)
168, Hill, CIN vs. CLE 10/23 (9 att., 1 TD)
158, Ingram, NO at SF 11/06 (15 att., 1 TD)
157, Elliott, DAL at GB 10/16 (28 att., 0 TD)
157, D. Johnson, ARI at SF 10/06 (27 att., 2 TD)
154, Rodgers, TB at SF 10/23 (26 att., 0 TD)
153, Howard, CHI vs. MIN 10/31 (26 att., 1 TD)
152, Freeman, ATL at NO 09/26 (14 att., 0 TD)
150, McCoy, BUF at LA 10/09 (18 att., 0 TD)
149, L. Miller, HOU vs. IND 10/16 (ot) (24 att., 1 TD)
146, Bell, PIT at CLE 11/20 (28 att., 1 TD)
146, Ingram, NO vs. LA 11/27 (14 att., 1 TD)
144, Bell, PIT vs. KC 10/02 (18 att., 0 TD)
143, D. Williams, PIT at WAS 09/12 (26 att., 2 TD)
140, Elliott, DAL vs. CHI 09/25 (30 att., 0 TD)
140, McCoy, BUF vs. SF 10/16 (19 att., 3 TD)
138, Elliott, DAL at SF 10/02 (23 att., 1 TD)
137, Kelley, WAS vs. GB 11/20 (24 att., 3 TD)
135, Jones, WAS vs. PHI 10/16 (16 att., 1 TD)
134, Elliott, DAL vs. CIN 10/09 (15 att., 2 TD)
133, Crowell, CLE vs. BAL 09/18 (18 att., 1 TD)
131, Ware, KC at OAK 10/16 (24 att., 1 TD)
130, McCoy, BUF at OAK 12/04 (17 att., 0 TD)
127, Blount, NE at PIT 10/23 (24 att., 2 TD)
124, Blount, NE at SF 11/20 (19 att., 0 TD)
123, Murray, TEN vs. GB 11/13 (17 att., 1 TD)
123, Blount, NE vs. MIA 09/18 (29 att., 1 TD)
123, Murray, TEN vs. JAX 10/27 (21 att., 1 TD)
121, Murray, TEN at MIA 10/09 (27 att., 0 TD)
120, Bell, PIT at IND 11/24 (23 att., 1 TD)
120, Crowell, CLE at WAS 10/02 (16 att., 1 TD)
118, Bell, PIT vs. NYG 12/04 (29 att., 0 TD)
118, Howard, CHI at IND 10/09 (16 att., 0 TD)
117, Jones, WAS vs. CLE 10/02 (22 att., 1 TD)
117, Howard, CHI vs. SF 12/04 (32 att., 3 TD)
114, Elliott, DAL at PIT 11/13 (21 att., 2 TD)
114, Murray, OAK vs. DEN 11/06 (20 att., 3 TD)
114, Murray, TEN vs. OAK 09/25 (16 att., 1 TD)
113, D. Johnson, ARI vs. SEA 10/23 (ot) (33 att., 0 TD)
113, Kaepernick, SF at MIA 11/27 (10 att., 0 TD)
113, West, BAL vs. OAK 10/02 (21 att., 1 TD)
111, Gordon, SD at DEN 10/30 (23 att., 0 TD)
111, Howard, CHI vs. DET 10/02 (23 att., 0 TD)
111, Ajayi, MIA vs. NYJ 11/06 (24 att., 1 TD)
111, D. Johnson, ARI vs. NYJ 10/17 (22 att., 3 TD)
110, McCoy, BUF vs. ARI 09/25 (17 att., 2 TD)
109, Mathews, PHI vs. ATL 11/13 (19 att., 2 TD)
107, C. Anderson, DEN vs. HOU 10/24 (16 att., 1 TD)
107, Ivory, JAX at KC 11/06 (18 att., 0 TD)
107, Murray, TEN vs. IND 10/23 (25 att., 1 TD)
106, Michael, SEA vs. SF 09/25 (20 att., 2 TD)
106, L. Miller, HOU vs. CHI 09/11 (28 att., 0 TD)
106, Gore, IND at HOU 10/16 (ot) (22 att., 0 TD)
106, Rawls, SEA vs. CAR 12/04 (15 att., 2 TD)
105, Blount, NE vs. HOU 09/22 (24 att., 2 TD)
104, L. Miller, HOU at OAK 11/21 (24 att., 1 TD)
104, Hogan, CLE at CIN 10/23 (7 att., 1 TD)
103, McCoy, BUF vs. JAX 11/27 (19 att., 2 TD)
103, D. Johnson, ARI at MIN 11/20 (22 att., 1 TD)
103, Lacy, GB vs. DET 09/25 (17 att., 0 TD)
103, Hyde, SF at SEA 09/25 (21 att., 2 TD)
102, Gordon, SD vs. JAX 09/18 (24 att., 1 TD)
102, Hightower, NO vs. SEA 10/30 (26 att., 0 TD)
101, Rodgers, TB at CAR 10/10 (30 att., 0 TD)
100, Forte, NYJ at BUF 09/15 (30 att., 3 TD)
100, Whittaker, CAR vs. SF 09/18 (16 att., 0 TD)
100, Howard, CHI at TB 11/13 (15 att., 0 TD)
100, Forte, NYJ vs. BAL 10/23 (30 att., 1 TD)

WEEK 13 / THROUGH MONDAY, DECEMBER 5, 2016**AFC / LEADING PASSERS**

Player, Team	Att	Comp	Pct		Avg		Pct			Pct Rating	
			Comp	Yds	Gain	TD	TD	Long	Int	Int	Points
Brady, N.E.	302	208	68.9	2470	8.18	19	6.3	63	1	0.3	113.1
Mariota, Ten.	378	243	64.3	2998	7.93	25	6.6	60	8	2.1	101.9
Carr, Oak.	458	300	65.5	3375	7.37	24	5.2	75t	5	1.1	100.3
Roethlisberger, Pit.	409	266	65.0	3034	7.42	25	6.1	72t	8	2.0	99.4
Luck, Ind.	403	258	64.0	3105	7.70	23	5.7	64t	8	2.0	98.3
Rivers, S.D.	425	266	62.6	3353	7.89	25	5.9	59	14	3.3	93.0
Dalton, Cin.	439	282	64.2	3375	7.69	14	3.2	71	6	1.4	92.6
*Kessler, Cle.	192	126	65.6	1369	7.13	6	3.1	44	2	1.0	92.6
A. Smith, K.C.	371	250	67.4	2567	6.92	11	3.0	46t	4	1.1	92.5
Tannehill, Mia.	369	246	66.7	2800	7.59	16	4.3	74t	11	3.0	91.3
Siemian, Den.	325	195	60.0	2396	7.37	15	4.6	76t	7	2.2	89.2
Taylor, Buf.	348	211	60.6	2292	6.59	11	3.2	84t	5	1.4	84.6
Flacco, Bal.	497	321	64.6	3258	6.56	15	3.0	95t	11	2.2	84.1
Bortles, Jac.	483	282	58.4	2930	6.07	20	4.1	51t	15	3.1	76.9
Osweiler, Hou.	435	260	59.8	2509	5.77	14	3.2	53	13	3.0	74.2
Fitzpatrick, NY-J	342	195	57.0	2333	6.82	10	2.9	57	14	4.1	70.7

AFC / LEADING PASSERS, RANKS

Player, Team	Att	Comp	Pct		Avg		Pct			Pct Rating	
			Comp	Yds	Gain	TD	TD	Long	Int	Int	Points
Brady, N.E.	15	13	1	12	1	7	2		1	1	1
Mariota, Ten.	9	11	8	7	2	1t	1		8t	9	2
Carr, Oak.	3	2	5	1t	9	4	6		4t	4	3
Roethlisberger, Pit.	7	5t	6	6	7	1t	3		8t	7	4
Luck, Ind.	8	8	10	5	4	5	5		8t	8	5
Rivers, S.D.	6	5t	11	3	3	1t	4		14t	15	6
Dalton, Cin.	4	3t	9	1t	5	11t	11		6	5	7
*Kessler, Cle.	16	16	4	16	10	16t	13		2	2	8
A. Smith, K.C.	10	9	2	10	11	13t	15		3	3	9
Tannehill, Mia.	11	10	3	9	6	8	8		11t	12	10
Siemian, Den.	14	14t	13	13	8	9t	7		7	10	11
Taylor, Buf.	12	12	12	15	13	13t	12		4t	6	12
Flacco, Bal.	1	1	7	4	14	9t	14		11t	11	13
Bortles, Jac.	2	3t	15	8	15	6	9		16	14	14
Osweiler, Hou.	5	7	14	11	16	11t	10		13	13	15
Fitzpatrick, NY-J	13	14t	16	14	12	15	16		14t	16	16

WEEK 13 / THROUGH MONDAY, DECEMBER 5, 2016**AFC / FOURTH-QUARTER PASSING LEADERS**

Rank	Player, Team	Att	Comp	Comp%	Yards	YPA	TD	TD%	Int	Int%	Rating
1)	Carr, Oak.	111	72	64.9	1023	9.22	10	9.0	1	0.9	120.8
2)	Siemian, Den.	82	50	61.0	820	10.00	8	9.8	2	2.4	116.9
3)	Brady, N.E.	71	49	69.0	652	9.18	3	4.2	0	0.0	111.9
4)	Roethlisberger, Pit.	108	73	67.6	870	8.06	7	6.5	1	0.9	109.7
5)	*Lynch, Den.	30	20	66.7	198	6.60	2	6.7	0	0.0	107.4
6)	Luck, Ind.	119	75	63.0	932	7.83	8	6.7	2	1.7	102.6
7)	A. Smith, K.C.	106	73	68.9	704	6.64	5	4.7	2	1.9	95.0
8)	Tannehill, Mia.	102	65	63.7	749	7.34	7	6.9	4	3.9	92.3
9)	Mariota, Ten.	108	68	63.0	717	6.64	7	6.5	3	2.8	92.2
10)	Bortles, Jac.	168	100	59.5	1092	6.50	10	6.0	4	2.4	88.7
11)	Osweiler, Hou.	127	79	62.2	724	5.70	5	3.9	2	1.6	84.2
12)	Dalton, Cin.	120	74	61.7	769	6.41	3	2.5	3	2.5	78.1
13)	Flacco, Bal.	119	68	57.1	679	5.71	4	3.4	2	1.7	77.7
14)	Taylor, Buf.	82	44	53.7	481	5.87	4	4.9	2	2.4	77.3
15)	*Kessler, Cle.	49	28	57.1	320	6.53	1	2.0	1	2.0	75.2
16)	Rivers, S.D.	113	69	61.1	825	7.30	4	3.5	6	5.3	73.1
17)	McCown, Cle.	75	41	54.7	457	6.09	3	4.0	4	5.3	64.1
18)	Petty, NY-J	31	15	48.4	151	4.87	1	3.2	2	6.5	46.6
19)	Fitzpatrick, NY-J	86	45	52.3	572	6.65	2	2.3	9	10.5	41.6

AFC / THIRD-DOWN PASSING LEADERS

Rank	Player, Team	Att	Comp	Comp%	Yards	YPA	TD	TD%	Int	Int%	Rating
1)	Brady, N.E.	80	54	67.5	860	10.75	7	8.8	0	0.0	132.3
2)	Roethlisberger, Pit.	107	64	59.8	913	8.53	11	10.3	1	0.9	117.9
3)	Mariota, Ten.	116	75	64.7	1041	8.97	10	8.6	3	2.6	111.3
4)	Siemian, Den.	89	55	61.8	733	8.24	8	9.0	3	3.4	103.8
5)	Carr, Oak.	124	74	59.7	872	7.03	7	5.6	0	0.0	99.9
6)	Dalton, Cin.	123	76	61.8	943	7.67	5	4.1	2	1.6	92.3
7)	Taylor, Buf.	94	53	56.4	652	6.94	5	5.3	2	2.1	86.8
8)	Flacco, Bal.	135	80	59.3	896	6.64	5	3.7	2	1.5	85.3
9)	Tannehill, Mia.	109	63	57.8	788	7.23	5	4.6	3	2.8	84.2
10)	Luck, Ind.	95	54	56.8	658	6.93	5	5.3	3	3.2	82.7
11)	Rivers, S.D.	108	66	61.1	715	6.62	4	3.7	3	2.8	81.4
12)	Osweiler, Hou.	120	71	59.2	747	6.23	3	2.5	3	2.5	75.2
13)	A. Smith, K.C.	92	52	56.5	484	5.26	1	1.1	1	1.1	70.2
14)	Fitzpatrick, NY-J	93	49	52.7	558	6.00	0	0.0	4	4.3	53.1
15)	Bortles, Jac.	132	73	55.3	705	5.34	5	3.8	10	7.6	51.5

WEEK 13 / THROUGH MONDAY, DECEMBER 5, 2016**AFC / LEADING RUSHERS**

Rank	Player, Team	Att	Yards	Avg	Long	TD
1)	Murray, Ten.	229	1043	4.6	75t	8
2)	Gordon, S.D.	251	992	4.0	48	10
3)	Blount, N.E.	230	957	4.2	44	13
4)	McCoy, Buf.	174	949	5.5	75t	9
5)	Ajayi, Mia.	173	908	5.2	62t	7
6)	L. Miller, Hou.	225	903	4.0	45	3
7)	Bell, Pit.	180	817	4.5	44	3
8)	Forte, NY-J	211	784	3.7	32	7
9)	Gore, Ind.	198	749	3.8	22	4
10)	Ware, K.C.	163	734	4.5	46	3
11)	Hill, Cin.	170	677	4.0	74t	7
12)	West, Bal.	163	650	4.0	35	5
13)	Crowell, Cle.	145	605	4.2	85t	5
14)	Murray, Oak.	140	553	4.0	42	11
15)	*Booker, Den.	146	510	3.5	18	3
16)	Taylor, Buf. (QB)	73	469	6.4	49	6
17)	C. Anderson, Den.	110	437	4.0	28	4
18)	Gillislee, Buf.	64	375	5.9	44t	6
19)	Yeldon, Jac.	103	373	3.6	16	1
20)	*Richard, Oak.	62	357	5.8	75t	1
21)	Ivory, Jac.	93	350	3.8	42	2
22)	Bernard, Cin.	91	337	3.7	17	2
23)	Bortles, Jac. (QB)	47	323	6.9	27	2
24)	*Henry, Ten.	70	312	4.5	22	2
25)	Powell, NY-J	49	311	6.3	35t	1
26)	Mariota, Ten. (QB)	49	310	6.3	41	2
27)	*Washington, Oak.	63	302	4.8	30	0
28)	D. Williams, Pit.	75	276	3.7	17	3
29)	Luck, Ind. (QB)	54	272	5.0	24	1
30)	D. Johnson, Cle.	56	271	4.8	17	1
31)	Blue, Hou.	51	263	5.2	25	0
32)	*Dixon, Bal.	46	206	4.5	20	0
33)	West, K.C.	52	191	3.7	28	0
34)	Dalton, Cin. (QB)	39	162	4.2	15	3
35)	Tannehill, Mia. (QB)	34	144	4.2	18	1
36)	Forsett, Bal.-Det.-Den.	44	136	3.1	11	0
37)	Osweller, Hou. (QB)	27	132	4.9	21	1
38t)	Bibbs, Den.	29	129	4.4	24	0
38t)	J. White, N.E.	31	129	4.2	16	0
40)	D. Robinson, Jac.	37	127	3.4	9	0
41t)	Fitzpatrick, NY-J (QB)	28	116	4.1	14	0
41t)	Woodhead, S.D.	19	116	6.1	23	0
43)	Burkhead, Cin.	19	106	5.6	17	0
44)	*Hogan, Cle. (QB)	8	105	13.1	28t	1
45)	D. Williams, Mia.	25	103	4.1	23	3
46t)	*Drake, Mia.	19	89	4.7	12	1
46t)	Turbin, Ind.	28	89	3.2	18	4
48)	*Hill, K.C. (WR)	13	87	6.7	18	1
49)	*Brissett, N.E. (QB)	16	83	5.2	27t	1
50)	Grimes, Hou.	13	80	6.2	14	0

AFC / THIRD-AND-ONE RUSHING LEADERS

Rank	Player, Team	Att	FD	Pct
1t)	Gillislee, Buf.	7	7	100.0
1t)	Ajayi, Mia.	3	3	100.0
1t)	Mariota, Ten.	3	3	100.0
1t)	Powell, NY-J	3	3	100.0
1t)	Siemian, Den.	3	3	100.0
6t)	Bell, Pit.	7	6	85.7
6t)	Murray, Oak.	7	6	85.7
8t)	Forte, NY-J	6	5	83.3
8t)	Luck, Ind.	6	5	83.3
10t)	Ware, K.C.	10	8	80.0
10t)	Felton, Buf.	5	4	80.0
12)	L. Miller, Hou.	4	3	75.0
13)	Gordon, S.D.	11	8	72.7
14)	Murray, Ten.	9	6	66.7
15t)	Blount, N.E.	5	3	60.0
15t)	*Henry, Ten.	5	3	60.0
15t)	West, Bal.	5	3	60.0
18)	*Booker, Den.	6	3	50.0
19)	C. Anderson, Den.	8	3	37.5

WEEK 13 / THROUGH MONDAY, DECEMBER 5, 2016**AFC / LEADERS IN RECEPTIONS**

Rank	Player, Team	Rec	Yards	Avg	Long	TD
1)	Brown, Pit.	88	1052	12.0	51	11
2)	Landry, Mia.	75	820	10.9	42t	2
3)	Edelman, N.E.	72	718	10.0	33	2
4)	Hilton, Ind.	69	1088	15.8	63t	5
5)	Cooper, Oak.	68	981	14.4	64t	4
6)	Crabtree, Oak.	67	785	11.7	56	7
7t)	Green, Cin.	66	964	14.6	54t	4
7t)	Thomas, Den.	66	799	12.1	55t	5
9)	Kelce, K.C. (TE)	65	815	12.5	44	3
10)	Sanders, Den.	64	858	13.4	64	4
11)	Bell, Pit. (RB)	63	501	8.0	23	1
12)	Pryor, Cle.	62	855	13.8	54	4
13)	Pitta, Bal. (TE)	61	529	8.7	30	2
14)	Hopkins, Hou.	58	668	11.5	44t	4
15)	Wallace, Bal.	57	851	14.9	95t	4
16)	A. Robinson, Jac.	56	622	11.1	35	6
17)	S. Smith, Bal.	54	589	10.9	52t	3
18t)	Ty. Williams, S.D.	53	837	15.8	51t	6
18t)	B. Marshall, NY-J	53	711	13.4	41	3
20)	*Hill, K.C.	50	481	9.6	49	5
21t)	Walker, Ten. (TE)	49	657	13.4	47	6
21t)	Lee, Jac.	49	615	12.6	51	2
23)	Matthews, Ten.	48	669	13.9	60	7
24)	J. White, N.E. (RB)	47	393	8.4	36	4
25t)	Fiedorowicz, Hou. (TE)	45	473	10.5	26t	3
25t)	D. Johnson, Cle. (RB)	45	410	9.1	32	0
25t)	Murray, Ten. (RB)	45	309	6.9	35	3
28t)	Enunwa, NY-J	44	653	14.8	69t	4
28t)	Parker, Mia.	44	583	13.3	56	3
28t)	Bennett, N.E. (TE)	44	544	12.4	58	4
31)	Doyle, Ind. (TE)	43	441	10.3	24	4
32t)	Benjamin, S.D.	42	546	13.0	54	3
32t)	Woods, Buf.	42	493	11.7	29	1
32t)	*Boyd, Cin.	42	477	11.4	30	1
35t)	LaFell, Cin.	41	552	13.5	49	5
35t)	Gordon, S.D. (RB)	41	419	10.2	35	2
37t)	Inman, S.D.	40	576	14.4	57t	3
37t)	Barnidge, Cle. (TE)	40	468	11.7	43	1
39)	Bernard, Cin. (RB)	39	336	8.6	32	1
40t)	Griffin, Hou. (TE)	38	324	8.5	45	2
40t)	Yeldon, Jac. (RB)	38	247	6.5	17	1
42)	Powell, NY-J (RB)	37	247	6.7	18	1
43t)	*Sharpe, Ten.	36	464	12.9	34t	2
43t)	Clay, Buf. (TE)	36	323	9.0	33	0
45t)	*Fuller, Hou.	35	508	14.5	53	2
45t)	Hurns, Jac.	35	477	13.6	42t	3
45t)	McCoy, Buf. (RB)	35	236	6.7	25	1
48t)	Conley, K.C.	34	380	11.2	33	0
48t)	Gates, S.D. (TE)	34	327	9.6	19	5
50t)	Crowell, Cle. (RB)	32	294	9.2	44	0
50t)	James, Pit. (TE)	32	268	8.4	24	3

WEEK 13 / THROUGH MONDAY, DECEMBER 5, 2016**AFC / RECEIVING YARDAGE LEADERS**

Rank	Player, Team	Yards	Rec	Avg	Long	TD
1)	Hilton, Ind.	1088	69	15.8	63t	5
2)	Brown, Pit.	1052	88	12.0	51	11
3)	Cooper, Oak.	981	68	14.4	64t	4
4)	Green, Cin.	964	66	14.6	54t	4
5)	Sanders, Den.	858	64	13.4	64	4
6)	Pryor, Cle.	855	62	13.8	54	4
7)	Wallace, Bal.	851	57	14.9	95t	4
8)	Ty. Williams, S.D.	837	53	15.8	51t	6
9)	Landry, Mia.	820	75	10.9	42t	2
10)	Kelce, K.C. (TE)	815	65	12.5	44	3
11)	Thomas, Den.	799	66	12.1	55t	5
12)	Crabtree, Oak.	785	67	11.7	56	7
13)	Edelman, N.E.	718	72	10.0	33	2
14)	B. Marshall, NY-J	711	53	13.4	41	3
15)	Matthews, Ten.	669	48	13.9	60	7
16)	Hopkins, Hou.	668	58	11.5	44t	4
17)	Walker, Ten. (TE)	657	49	13.4	47	6
18)	Enunwa, NY-J	653	44	14.8	69t	4
19)	A. Robinson, Jac.	622	56	11.1	35	6
20)	Lee, Jac.	615	49	12.6	51	2
21)	S. Smith, Bal.	589	54	10.9	52t	3
22)	Parker, Mia.	583	44	13.3	56	3
23)	Inman, S.D.	576	40	14.4	57t	3
24)	LaFell, Cin.	552	41	13.5	49	5
25)	Benjamin, S.D.	546	42	13.0	54	3
26)	Bennett, N.E. (TE)	544	44	12.4	58	4
27)	R. Gronkowski, N.E. (TE)	540	25	21.6	53t	3
28)	Pitta, Bal. (TE)	529	61	8.7	30	2
29)	*Fuller, Hou.	508	35	14.5	53	2
30t)	Bell, Pit. (RB)	501	63	8.0	23	1
30t)	Stills, Mia.	501	28	17.9	74t	5
32)	Woods, Buf.	493	42	11.7	29	1
33)	Hogan, N.E.	484	27	17.9	63	3
34)	*Hill, K.C.	481	50	9.6	49	5
35t)	*Boyd, Cin.	477	42	11.4	30	1
35t)	Hurns, Jac.	477	35	13.6	42t	3
37)	Fiedorowicz, Hou. (TE)	473	45	10.5	26t	3
38)	Barnidge, Cle. (TE)	468	40	11.7	43	1
39)	*Sharpe, Ten.	464	36	12.9	34t	2
40)	Doyle, Ind. (TE)	441	43	10.3	24	4
41)	Coates, Pit.	425	20	21.3	72t	2
42)	Gordon, S.D. (RB)	419	41	10.2	35	2
43)	D. Johnson, Cle. (RB)	410	45	9.1	32	0
44t)	Dorsett, Ind.	395	24	16.5	64t	1
44t)	Ware, K.C. (RB)	395	27	14.6	46t	2
46)	J. White, N.E. (RB)	393	47	8.4	36	4
47)	*Henry, S.D. (TE)	385	27	14.3	59	5
48)	Conley, K.C.	380	34	11.2	33	0
49t)	Maclin, K.C.	376	30	12.5	38	2
49t)	Wright, Ten.	376	25	15.0	48t	3

WEEK 13 / THROUGH MONDAY, DECEMBER 5, 2016**AFC / THIRD-DOWN RECEIVING LEADERS**

Rank	Player, Team	Rec	Yards	Avg	Long	TD
1)	Landry, Mia.	23	255	11.1	39	0
2)	Hopkins, Hou.	21	222	10.6	24	0
3)	Crabtree, Oak.	20	287	14.4	56	3
4t)	Cooper, Oak.	19	312	16.4	34t	1
4t)	Pitta, Bal. (TE)	19	194	10.2	30	1
4t)	D. Johnson, Cle. (RB)	19	177	9.3	28	0
7t)	*Boyd, Cin.	18	189	10.5	22	1
7t)	A. Robinson, Jac.	18	174	9.7	19	1
9t)	Ty. Williams, S.D.	17	243	14.3	44t	1
9t)	Hilton, Ind.	17	219	12.9	27	1
11t)	Thomas, Den.	16	239	14.9	55t	4
11t)	Brown, Pit.	16	228	14.3	26t	3
11t)	Edelman, N.E.	16	205	12.8	33	1
11t)	Murray, Ten. (RB)	16	158	9.9	35	1
11t)	Powell, NY-J (RB)	16	99	6.2	11	1
16t)	Sanders, Den.	15	205	13.7	41t	1
16t)	Lee, Jac.	15	200	13.3	38	1
16t)	B. Marshall, NY-J	15	185	12.3	41	0
16t)	Kelce, K.C. (TE)	15	173	11.5	21	0
20t)	Pryor, Cle.	14	201	14.4	36	1
20t)	Amendola, N.E.	14	173	12.4	32	2
20t)	Gates, S.D. (TE)	14	147	10.5	17	1
20t)	Barnidge, Cle. (TE)	14	143	10.2	17	1
24t)	Walker, Ten. (TE)	13	203	15.6	47	2
24t)	Wright, Ten.	13	190	14.6	48	1
24t)	Green, Cin.	13	189	14.5	48t	1
24t)	Wallace, Bal.	13	187	14.4	66t	1
24t)	J. White, N.E. (RB)	13	100	7.7	19t	1
29t)	*Fuller, Hou.	12	229	19.1	35	1
29t)	Matthews, Ten.	12	168	14.0	29t	3
29t)	Woods, Buf.	12	136	11.3	24	0
29t)	S. Smith, Bal.	12	123	10.3	19	1
29t)	Bernard, Cin. (RB)	12	99	8.3	32	0
34t)	Rogers, Pit.	11	171	15.5	32	1
34t)	Fiedorowicz, Hou. (TE)	11	96	8.7	18	1
34t)	Juszczyk, Bal. (RB)	11	80	7.3	18	0
37t)	Coates, Pit.	10	230	23.0	72t	2
37t)	Aiken, Bal.	10	145	14.5	29	0
37t)	Benjamin, S.D.	10	103	10.3	21	1
40t)	R. Gronkowski, N.E. (TE)	9	231	25.7	38	1
40t)	*Mitchell, N.E.	9	184	20.4	56t	1
40t)	LaFell, Cin.	9	181	20.1	49	2
40t)	Inman, S.D.	9	100	11.1	22	0
40t)	D. Williams, Mia. (RB)	9	80	8.9	19	2
40t)	Griffin, Hou. (TE)	9	74	8.2	23	0
40t)	Yeldon, Jac. (RB)	9	69	7.7	17	0
47t)	*Sharpe, Ten.	8	151	18.9	34t	2
47t)	*Robby Anderson, NY-J	8	118	14.8	40t	1
47t)	Enunwa, NY-J	8	98	12.3	34	0
47t)	Clay, Buf. (TE)	8	89	11.1	33	0
47t)	Conley, K.C.	8	83	10.4	18	0
47t)	Moncrief, Ind.	8	79	9.9	17	1
47t)	Doyle, Ind. (TE)	8	64	8.0	20	2
47t)	A. Wilson, K.C.	8	59	7.4	21	1
47t)	Roberts, Oak.	8	55	6.9	19	1
47t)	Thomas, Jac. (TE)	8	54	6.8	22t	2
47t)	Bell, Pit. (RB)	8	53	6.6	18	1

WEEK 13 / THROUGH MONDAY, DECEMBER 5, 2016**AFC / LEADING SCORERS, NONKICKERS**

Rank	Player, Team	TD	Rush	Rec	Ret	X2	Pts
1)	Blount, N.E. (RB)	13	13	0	0	0	78
2)	Gordon, S.D. (RB)	12	10	2	0	0	72
3t)	Brown, Pit. (WR)	11	0	11	0	0	66
3t)	Murray, Ten. (RB)	11	8	3	0	0	66
3t)	Murray, Oak. (RB)	11	11	0	0	0	66
6)	McCoy, Buf. (RB)	10	9	1	0	1	62
7)	Forte, NY-J (RB)	8	7	1	0	0	48
8)	Crabtree, Oak. (WR)	7	0	7	0	1	44
9t)	Ajayi, Mia. (RB)	7	7	0	0	0	42
9t)	Gillislee, Buf. (RB)	7	6	1	0	0	42
9t)	Gore, Ind. (RB)	7	4	3	0	0	42
9t)	Hill, Cin. (RB)	7	7	0	0	0	42
9t)	*Hill, K.C. (WR)	7	1	5	1	0	42
9t)	Matthews, Ten. (WR)	7	0	7	0	0	42
15t)	A. Robinson, Jac. (WR)	6	0	6	0	1	38
15t)	Taylor, Buf. (QB)	6	6	0	0	1	38
17t)	Moncrief, Ind. (WR)	6	0	6	0	0	36
17t)	Walker, Ten. (TE)	6	0	6	0	0	36
17t)	West, Bal. (RB)	6	5	1	0	0	36
17t)	Ty. Williams, S.D. (WR)	6	0	6	0	0	36
21)	Roberts, Oak. (WR)	5	0	5	0	2	34
22t)	Allen, Ind. (TE)	5	0	5	0	1	32
22t)	Pryor, Cle. (WR)	5	1	4	0	1	32
22t)	Thomas, Den. (WR)	5	0	5	0	1	32
25t)	C. Anderson, Den. (RB)	5	4	1	0	0	30
25t)	Crowell, Cle. (RB)	5	5	0	0	0	30
25t)	Gates, S.D. (TE)	5	0	5	0	0	30
25t)	*Henry, S.D. (TE)	5	0	5	0	0	30
25t)	Hilton, Ind. (WR)	5	0	5	0	0	30
25t)	LaFell, Cin. (WR)	5	0	5	0	0	30
25t)	Stills, Mia. (WR)	5	0	5	0	0	30
25t)	Ware, K.C. (RB)	5	3	2	0	0	30
25t)	D. Williams, Mia. (RB)	5	3	2	0	0	30
34)	Cooper, Oak. (WR)	4	0	4	0	2	28
35t)	Bell, Pit. (RB)	4	3	1	0	1	26
35t)	Wallace, Bal. (WR)	4	0	4	0	1	26
37t)	Amendola, N.E. (WR)	4	0	4	0	0	24
37t)	Bennett, N.E. (TE)	4	0	4	0	0	24
37t)	Doyle, Ind. (TE)	4	0	4	0	0	24
37t)	Enunwa, NY-J (WR)	4	0	4	0	0	24
37t)	Green, Cin. (WR)	4	0	4	0	0	24
37t)	Hopkins, Hou. (WR)	4	0	4	0	0	24
37t)	Hunter, Mia.-Buf. (WR)	4	0	4	0	0	24
37t)	L. Miller, Hou. (RB)	4	3	1	0	0	24
37t)	Sanders, Den. (WR)	4	0	4	0	0	24
37t)	Thomas, Jac. (TE)	4	0	4	0	0	24
37t)	Turbin, Ind. (RB)	4	4	0	0	0	24
37t)	J. White, N.E. (RB)	4	0	4	0	0	24
37t)	D. Williams, Pit. (RB)	4	3	1	0	0	24
50t)	Kelce, K.C. (TE)	3	0	3	0	1	20
50t)	S. Smith, Bal. (WR)	3	0	3	0	1	20

WEEK 13 / THROUGH MONDAY, DECEMBER 5, 2016**AFC / LEADING SCORERS, KICKERS**

Rank	Player, Team	PAT	FG	Pct	Long	Pts
1)	Tucker, Bal.	20/20	28/28	1.000	57	104
2)	McManus, Den.	27/28	25/29	.862	55	102
3)	Janikowski, Oak.	32/32	23/29	.793	56	101
4t)	Santos, K.C.	24/26	25/28	.893	54	99
4t)	Vinatieri, Ind.	33/33	22/24	.917	54	99
6)	Lambo, S.D.	35/38	21/25	.840	47	98
7)	Gostkowski, N.E.	33/36	20/24	.833	53	93
8t)	Novak, Hou.	18/20	23/28	.821	53	87
8t)	Nugent, Cin.	21/26	22/27	.815	47	87
10)	Succop, Ten.	32/34	16/18	.889	51	80
11)	Carpenter, Buf.	30/33	15/19	.789	54	75
12)	Folk, NY-J	20/22	18/21	.857	51	74
13)	Myers, Jac.	22/23	16/19	.842	54	70
14)	Franks, Mia.	28/28	13/17	.765	41	67
15)	Boswell, Pit.	26/26	12/16	.750	49	62
16)	Parkey, Cle.	13/14	14/18	.778	51	55
17)	Bullock, NY-G-Pit.	3/ 4	3/ 3	1.000	44	12
18)	Murray, Cle.	3/ 4	1/ 2	.500	35	6

AFC / TOUCHBACKS ON KICKOFFS

Rank	Player, Team	TB
1)	Lambo, S.D.	59
2)	Succop, Ten.	45
3)	McManus, Den.	42
4t)	Santos, K.C.	40
4t)	Tucker, Bal.	40
6t)	McAfee, Ind.	39
6t)	Myers, Jac.	39
8t)	Boswell, Pit.	37
8t)	Gostkowski, N.E.	37
8t)	Janikowski, Oak.	37
11)	Franks, Mia.	33
12)	Folk, NY-J	30
13)	Nugent, Cin.	27
14)	Parkey, Cle.	26
15)	Carpenter, Buf.	19
16)	Novak, Hou.	14
17)	Gay, Buf.	7
18)	Bullock, NY-G-Pit.	6
19)	Murray, Cle.	4

WEEK 13 / THROUGH MONDAY, DECEMBER 5, 2016**AFC / MOST YARDS FROM SCRIMMAGE**

Rank	Player, Team	Total			Rushing			Receiving		
		Yards	Att+Rec	Avg	Yards	Att	Avg	Yards	Rec	Avg
1)	Gordon, S.D. (RB)	1411	292	4.8	992	251	4.0	419	41	10.2
2)	Murray, Ten. (RB)	1352	274	4.9	1043	229	4.6	309	45	6.9
3)	Bell, Pit. (RB)	1318	243	5.4	817	180	4.5	501	63	8.0
4)	McCoy, Buf. (RB)	1185	209	5.7	949	174	5.5	236	35	6.7
5)	Ware, K.C. (RB)	1129	190	5.9	734	163	4.5	395	27	14.6
6)	Hilton, Ind. (WR)	1088	69	15.8	0	0	---	1088	69	15.8
7)	Brown, Pit. (WR)	1061	91	11.7	9	3	3.0	1052	88	12.0
8)	L. Miller, Hou. (RB)	1050	253	4.2	903	225	4.0	147	28	5.3
9)	Forte, NY-J (RB)	1040	240	4.3	784	211	3.7	256	29	8.8
10)	Ajayi, Mia. (RB)	1021	195	5.2	908	173	5.2	113	22	5.1
11)	Blount, N.E. (RB)	988	236	4.2	957	230	4.2	31	6	5.2
12)	Cooper, Oak. (WR)	981	69	14.2	0	1	0.0	981	68	14.4
13)	Green, Cin. (WR)	964	66	14.6	0	0	---	964	66	14.6
14)	Gore, Ind. (RB)	953	227	4.2	749	198	3.8	204	29	7.0
15)	Crowell, Cle. (RB)	899	177	5.1	605	145	4.2	294	32	9.2
16)	Wallace, Bal. (WR)	882	62	14.2	31	5	6.2	851	57	14.9
17)	Pryor, Cle. (WR)	876	70	12.5	21	8	2.6	855	62	13.8
18)	Sanders, Den. (WR)	862	65	13.3	4	1	4.0	858	64	13.4
19t)	Landry, Mia. (WR)	837	79	10.6	17	4	4.3	820	75	10.9
19t)	Ty. Williams, S.D. (WR)	837	53	15.8	0	0	---	837	53	15.8
21)	Hill, Cin. (RB)	812	187	4.3	677	170	4.0	135	17	7.9
22)	Kelce, K.C. (TE)	810	66	12.3	-5	1	-5.0	815	65	12.5
23)	Thomas, Den. (WR)	799	66	12.1	0	0	---	799	66	12.1
24)	Crabtree, Oak. (WR)	785	67	11.7	0	0	---	785	67	11.7
25)	Murray, Oak. (RB)	781	169	4.6	553	140	4.0	228	29	7.9
26)	West, Bal. (RB)	772	182	4.2	650	163	4.0	122	19	6.4
27)	Edelman, N.E. (WR)	769	83	9.3	51	11	4.6	718	72	10.0
28)	B. Marshall, NY-J (WR)	711	53	13.4	0	0	---	711	53	13.4
29)	D. Johnson, Cle. (RB)	681	101	6.7	271	56	4.8	410	45	9.1
30)	Bernard, Cin. (RB)	673	130	5.2	337	91	3.7	336	39	8.6
31)	Matthews, Ten. (WR)	669	48	13.9	0	0	---	669	48	13.9
32)	Hopkins, Hou. (WR)	668	58	11.5	0	0	---	668	58	11.5
33)	Walker, Ten. (TE)	660	50	13.2	3	1	3.0	657	49	13.4
34t)	*Booker, Den. (RB)	653	165	4.0	510	146	3.5	143	19	7.5
34t)	Enunwa, NY-J (WR)	653	44	14.8	0	0	---	653	44	14.8
36)	Lee, Jac. (WR)	650	55	11.8	35	6	5.8	615	49	12.6
37)	A. Robinson, Jac. (WR)	622	56	11.1	0	0	---	622	56	11.1
38)	Yeldon, Jac. (RB)	620	141	4.4	373	103	3.6	247	38	6.5
39)	S. Smith, Bal. (WR)	589	54	10.9	0	0	---	589	54	10.9
40)	Parker, Mia. (WR)	583	44	13.3	0	0	---	583	44	13.3
41)	Inman, S.D. (WR)	576	40	14.4	0	0	---	576	40	14.4
42)	*Hill, K.C. (WR)	568	63	9.0	87	13	6.7	481	50	9.6
43)	C. Anderson, Den. (RB)	565	126	4.5	437	110	4.0	128	16	8.0
44)	Powell, NY-J (RB)	558	86	6.5	311	49	6.3	247	37	6.7
45)	Bennett, N.E. (TE)	554	46	12.0	10	2	5.0	544	44	12.4
46)	LaFell, Cin. (WR)	550	42	13.1	-2	1	-2.0	552	41	13.5
47)	Benjamin, S.D. (WR)	545	43	12.7	-1	1	-1.0	546	42	13.0
48)	R. Gronkowski, N.E. (TE)	540	25	21.6	0	0	---	540	25	21.6
49)	*Richard, Oak. (RB)	530	83	6.4	357	62	5.8	173	21	8.2
50)	Pitta, Bal. (TE)	529	61	8.7	0	0	---	529	61	8.7

WEEK 13 / THROUGH MONDAY, DECEMBER 5, 2016**AFC / LEADERS IN FIRST DOWNS**

Rank	Player, Team	Rush	Rec	Tot
1)	Gordon, S.D. (RB)	59	21	80
2)	Bell, Pit. (RB)	40	26	66
3)	Murray, Ten. (RB)	49	16	65
4)	Brown, Pit. (WR)	1	54	55
5t)	Blount, N.E. (RB)	53	1	54
5t)	Ware, K.C. (RB)	40	14	54
7)	Ajayi, Mia. (RB)	45	6	51
8)	McCoy, Buf. (RB)	38	12	50
9t)	Gore, Ind. (RB)	39	10	49
9t)	Hilton, Ind. (WR)	0	49	49
11t)	L. Miller, Hou. (RB)	42	6	48
11t)	Murray, Oak. (RB)	39	9	48
13)	Crabtree, Oak. (WR)	0	45	45
14)	Pryor, Cle. (WR)	2	42	44
15t)	Crowell, Cle. (RB)	30	13	43
15t)	Forte, NY-J (RB)	33	10	43
17t)	Hopkins, Hou. (WR)	0	42	42
17t)	Kelce, K.C. (TE)	0	42	42
19t)	Edelman, N.E. (WR)	3	38	41
19t)	Green, Cin. (WR)	0	41	41
19t)	Landry, Mia. (WR)	1	40	41
19t)	Sanders, Den. (WR)	0	41	41
23t)	Cooper, Oak. (WR)	0	40	40
23t)	A. Robinson, Jac. (WR)	0	40	40
25)	B. Marshall, NY-J (WR)	0	39	39
26)	Wallace, Bal. (WR)	2	36	38
27t)	Thomas, Den. (WR)	0	37	37
27t)	West, Bal. (RB)	31	6	37
29t)	Hill, Cin. (RB)	31	5	36
29t)	Lee, Jac. (WR)	2	34	36
29t)	Ty. Williams, S.D. (WR)	0	36	36
32)	Yeldon, Jac. (RB)	19	14	33
33t)	*Hill, K.C. (WR)	6	26	32
33t)	Matthews, Ten. (WR)	0	32	32
33t)	Powell, NY-J (RB)	17	15	32
36t)	Bernard, Cin. (RB)	15	16	31
36t)	Enunwa, NY-J (WR)	0	31	31
36t)	D. Johnson, Cle. (RB)	12	19	31
39)	S. Smith, Bal. (WR)	0	30	30
40)	*Booker, Den. (RB)	25	4	29
41t)	C. Anderson, Den. (RB)	22	6	28
41t)	Woods, Buf. (WR)	1	27	28
43t)	*Boyd, Cin. (WR)	0	27	27
43t)	LaFell, Cin. (WR)	0	27	27
43t)	J. White, N.E. (RB)	7	20	27
46t)	Gillislee, Buf. (RB)	25	1	26
46t)	Parker, Mia. (WR)	0	26	26
48t)	Barnidge, Cle. (TE)	0	25	25
48t)	Fiedorowicz, Hou. (TE)	0	25	25
48t)	Inman, S.D. (WR)	0	25	25
48t)	Pitta, Bal. (TE)	0	25	25
48t)	Taylor, Buf. (QB)	25	0	25
48t)	Walker, Ten. (TE)	0	25	25

WEEK 13 / THROUGH MONDAY, DECEMBER 5, 2016**AFC / LEADING PUNTERS**

Rank	Player, Team	No	Yards	Lg	Avg	TB	Blk	Dwn	OB	Opp Ret	In Yds	Net 20	Avg
1)	McAfee, Ind.	44	2200	74	50.0	8	0	4	6	14	133	15	43.3
2)	King, Oak.	57	2749	72	48.2	4	0	12	9	21	243	27	42.6
3)	Lechler, Hou.	53	2528	62	47.7	3	0	2	5	34	408	19	38.9
4)	Nortman, Jac.	60	2780	78	46.3	7	0	12	3	25	344	21	38.3
5)	Colquitt, K.C.	60	2778	64	46.3	8	0	5	3	26	133	27	41.4
6)	Koch, Bal.	63	2895	68	46.0	4	0	7	13	28	331	28	39.4
7)	*Dixon, Den.	65	2986	68	45.9	5	0	9	4	30	194	20	41.4
8)	Huber, Cin.	57	2611	63	45.8	5	0	7	3	30	294	16	38.9
9)	Berry, Pit.	54	2454	63	45.4	2	1	7	9	22	218	20	39.9
10)	Colquitt, Cle.	62	2815	65	45.4	2	0	8	3	31	248	17	40.8
11)	*Kaser, S.D.	45	2035	62	45.2	4	0	4	4	25	139	16	40.4
12)	Darr, Mia.	66	2975	66	45.1	4	0	7	6	29	233	22	40.3
13)	Kern, Ten.	54	2428	71	45.0	3	0	5	2	27	307	21	38.2
14)	Allen, N.E.	52	2278	57	43.8	3	0	9	4	20	96	17	40.8
15)	*Edwards, NY-J	57	2469	59	43.3	3	0	7	6	27	252	16	37.8
16)	Schmidt, Buf.	57	2400	58	42.1	2	0	6	17	26	162	18	38.6

AFC / LEADING PUNTERS, NET AVERAGE

Rank	Player, Team	No	Yards	Lg	Avg	TB	Blk	Dwn	OB	Opp Ret	In Yds	Net 20	Avg
1)	McAfee, Ind.	44	2200	74	50.0	8	0	4	6	14	133	15	43.3
2)	King, Oak.	57	2749	72	48.2	4	0	12	9	21	243	27	42.6
3)	Colquitt, K.C.	60	2778	64	46.3	8	0	5	3	26	133	27	41.4
4)	*Dixon, Den.	65	2986	68	45.9	5	0	9	4	30	194	20	41.4
5)	Allen, N.E.	52	2278	57	43.8	3	0	9	4	20	96	17	40.8
6)	Colquitt, Cle.	62	2815	65	45.4	2	0	8	3	31	248	17	40.8
7)	*Kaser, S.D.	45	2035	62	45.2	4	0	4	4	25	139	16	40.4
8)	Darr, Mia.	66	2975	66	45.1	4	0	7	6	29	233	22	40.3
9)	Berry, Pit.	54	2454	63	45.4	2	1	7	9	22	218	20	39.9
10)	Koch, Bal.	63	2895	68	46.0	4	0	7	13	28	331	28	39.4
11)	Huber, Cin.	57	2611	63	45.8	5	0	7	3	30	294	16	38.9
12)	Lechler, Hou.	53	2528	62	47.7	3	0	2	5	34	408	19	38.9
13)	Schmidt, Buf.	57	2400	58	42.1	2	0	6	17	26	162	18	38.6
14)	Nortman, Jac.	60	2780	78	46.3	7	0	12	3	25	344	21	38.3
15)	Kern, Ten.	54	2428	71	45.0	3	0	5	2	27	307	21	38.2
16)	*Edwards, NY-J	57	2469	59	43.3	3	0	7	6	27	252	16	37.8

WEEK 13 / THROUGH MONDAY, DECEMBER 5, 2016**AFC / PUNT RETURN LEADERS**

Rank	Player, Team	Ret	FC	Yards	Avg	Long	TD
1)	*Hill, K.C.	25	6	374	15.0	50	0
2)	Tate, Buf.	18	11	208	11.6	43	0
3)	*Ervin, Hou.	21	17	223	10.6	57	0
4)	*Richard, Oak.	28	2	267	9.5	47	0
5)	Norwood, Den.	23	14	199	8.7	17	0
6)	*Grant, Mia.	16	3	134	8.4	74t	1
7)	*Erickson, Cin.	18	15	132	7.3	18	0
8)	Mariani, Ten.	22	15	157	7.1	17	0
9)	Hester, Bal.	24	14	168	7.0	28	0
10)	Amendola, N.E.	18	7	121	6.7	30	0
11)	D. Johnson, Cle.	17	1	112	6.6	18	0
12)	Greene, Jac.	21	5	131	6.2	42	0

AFC / KICKOFF RETURN LEADERS

Rank	Player, Team	Ret	Yards	Avg	Long	TD
1)	*Erickson, Cin.	16	470	29.4	84	0
2)	Hester, Bal.	17	426	25.1	60	0
3)	*Grant, Mia.	15	359	23.9	45	0
4)	Tate, Buf.	19	450	23.7	45	0
5)	Mariani, Ten.	20	441	22.1	37	0

WEEK 13 / THROUGH MONDAY, DECEMBER 5, 2016**AFC / LEADERS IN INTERCEPTIONS**

Rank	Player, Team	Int	Yards	Avg	Long	TD
1)	Hayward, S.D.	7	102	14.6	31	1
2)	Peters, K.C.	5	47	9.4	28	0
3)	Gilmore, Buf.	4	104	26.0	49	0
4t)	Talib, Den.	3	86	28.7	46t	1
4t)	Berry, K.C.	3	79	26.3	42t	2
4t)	Weddle, Bal.	3	78	26.0	53	0
4t)	Nelson, Oak.	3	59	19.7	40	0
4t)	Stewart, Den.	3	36	12.0	25	0
4t)	Kirkpatrick, Cin.	3	21	7.0	21	0
4t)	Butler, Ind.	3	19	6.3	19	0
4t)	Mosley, Bal.	3	12	4.0	12	0
4t)	Haden, Cle.	3	9	3.0	9	0
4t)	Cox, Ten.	3	3	1.0	3	0
14t)	Roby, Den.	2	102	51.0	51t	2
14t)	Alonso, Mia.	2	70	35.0	60t	1
14t)	Burfict, Cin.	2	54	27.0	47	0
14t)	Sorensen, K.C.	2	48	24.0	48t	1
14t)	Robey-Coleman, Buf.	2	44	22.0	41t	1
14t)	Harris, Den.	2	36	18.0	36	0
14t)	McCain, Ten.	2	33	16.5	33	0
14t)	Collins, N.E.-Cle.	2	31	15.5	18	0
14t)	Maxwell, Mia.	2	29	14.5	27	0
14t)	*Boddy-Calhoun, Cle.	2	27	13.5	27t	1
14t)	S. Smith, Oak.	2	27	13.5	27	0
14t)	Taylor, Cle.	2	26	13.0	29	0
14t)	Gilchrist, NY-J	2	25	12.5	25	0
14t)	*Young, Bal.	2	22	11.0	16	0
14t)	Abdul-Quddus, Mia.	2	16	8.0	9	0
14t)	M. Williams, NY-J	2	14	7.0	14	0
14t)	S. Williams, Cin.	2	14	7.0	13	0
14t)	*Burns, Pit.	2	9	4.5	9	0
14t)	Demps, Hou.	2	8	4.0	6	0
14t)	Butler, N.E.	2	7	3.5	7	0
14t)	McCourty, Ten.	2	7	3.5	6	0
14t)	Powers, Bal.	2	1	0.5	1	0
14t)	Amerson, Oak.	2	0	0.0	0	0
14t)	Iloka, Cin.	2	0	0.0	0	0
14t)	Lippett, Mia.	2	0	0.0	0	0

WEEK 13 / THROUGH MONDAY, DECEMBER 5, 2016**AFC / LEADERS IN SACKS**

Rank	Player, Team	Sacks
1)	Miller, Den. (LB)	12.5
2t)	Alexander, Buf. (LB)	10.0
2t)	Ford, K.C. (LB)	10.0
2t)	Mack, Oak. (DE)	10.0
5)	Orakpo, Ten. (LB)	9.0
6)	Wake, Mia. (DE)	8.5
7t)	Morgan, Ten. (LB)	8.0
7t)	Suggs, Bal. (LB)	8.0
7t)	Walden, Ind. (LB)	8.0
10)	Dunlap, Cin. (DE)	7.0
11)	L. Williams, NY-J (DT)	6.5
12t)	Ingram, S.D. (LB)	6.0
12t)	*Ngakoue, Jac. (DE)	6.0
14t)	*Bosa, S.D. (DE)	5.5
14t)	Mercilus, Hou. (LB)	5.5
14t)	Wolfe, Den. (DE)	5.5
17t)	Harrison, Pit. (LB)	5.0
17t)	Hughes, Buf. (LB)	5.0
17t)	Irvin, Oak. (LB)	5.0
17t)	Jernigan, Bal. (DE)	5.0
17t)	Ray, Den. (LB)	5.0
17t)	Suh, Mia. (DT)	5.0
23t)	Atkins, Cin. (DT)	4.5
23t)	Branch, Mia. (DE)	4.5
23t)	Jackson, Jac. (DT)	4.5
26t)	Flowers, N.E. (DE)	4.0
26t)	Houston, K.C. (LB)	4.0
26t)	*Judon, Bal. (LB)	4.0
26t)	McKinney, Hou. (LB)	4.0
30t)	Dareus, Buf. (NT)	3.5
30t)	Hali, K.C. (LB)	3.5
30t)	McLendon, NY-J (DT)	3.5
30t)	Moats, Pit. (LB)	3.5
30t)	Sheard, N.E. (DE)	3.5
30t)	Simon, Hou. (LB)	3.5
30t)	K. Williams, Buf. (DE)	3.5
37t)	*Brown, S.D. (LB)	3.0
37t)	Z. Brown, Buf. (LB)	3.0
37t)	Casey, Ten. (DE)	3.0
37t)	Clarke, Cin. (DE)	3.0
37t)	Clowney, Hou. (DE)	3.0
37t)	Heyward, Pit. (DE)	3.0
37t)	M. Johnson, Cin. (DE)	3.0
37t)	Long, N.E. (DE)	3.0
37t)	Marks, Jac. (DT)	3.0
37t)	Mathis, Ind. (LB)	3.0
37t)	Ninkovich, N.E. (LB)	3.0
37t)	*Ogbah, Cle. (LB)	3.0
37t)	Parry, Ind. (NT)	3.0
37t)	Tuitt, Pit. (DE)	3.0
37t)	Ware, Den. (LB)	3.0

WEEK 13 / THROUGH MONDAY, DECEMBER 5, 2016**AFC / FUMBLE RECOVERIES**

Rank	Player, Team	TotRec	OffRec	DefRec
1t)	Alonso, Mia.	4	0	4
1t)	Fitzpatrick, NY-J	4	4	0
3t)	Hester, Bal.	3	3	0
3t)	Ivory, Jac.	3	3	0
3t)	Luck, Ind.	3	3	0
3t)	Mack, Oak.	3	0	3
3t)	Mercilus, Hou.	3	0	3
3t)	Peters, K.C.	3	0	3
3t)	Roethlisberger, Pit.	3	3	0
3t)	Taylor, Buf.	3	3	0
11t)	Aiken, Bal.	2	2	0
11t)	Amendola, N.E.	2	2	0
11t)	Bell, Pit.	2	2	0
11t)	*Booker, Den.	2	2	0
11t)	Brady, N.E.	2	2	0
11t)	P. Brown, Buf.	2	0	2
11t)	Dalton, Cin.	2	2	0
11t)	Flowers, N.E.	2	0	2
11t)	*Grant, Mia.	2	2	0
11t)	Greene, Jac.	2	2	0
11t)	D. Jackson, Ind.	2	0	2
11t)	*C. Jones, N.E.	2	2	0
11t)	*Kessler, Cle.	2	2	0
11t)	*Louis, Cle.	2	2	0
11t)	*J. Marshall, NY-J	2	2	0
11t)	McCown, Cle.	2	2	0
11t)	L. Miller, Hou.	2	2	0
11t)	Nelson, Oak.	2	0	2
11t)	Nelson, K.C.	2	0	2
11t)	Orr, Bal.	2	0	2
11t)	Osweiler, Hou.	2	2	0
11t)	Ray, Den.	2	0	2
11t)	Rivers, S.D.	2	2	0
11t)	*Sims, Ten.	2	0	2
11t)	A. Smith, K.C.	2	2	0
11t)	Tannehill, Mia.	2	2	0
11t)	Ward, Den.	2	0	2

WEEK 13 / THROUGH MONDAY, DECEMBER 5, 2016**AFC / OFFENSIVE FUMBLE RECOVERIES**

Rank	Player, Team	Ret	Yards	Avg	Long	TD
1)	Fitzpatrick, NY-J	4	0	0.0	0	0
2t)	Hester, Bal.	3	0	0.0	0	0
2t)	Ivory, Jac.	3	0	0.0	0	0
2t)	Roethlisberger, Pit.	3	0	0.0	0	0
2t)	Luck, Ind.	3	-1	-0.3	0	0
2t)	Taylor, Buf.	3	-3	-1.0	0	0
7t)	Bell, Pit.	2	4	2.0	4	0
7t)	*Louis, Cle.	2	1	0.5	1	0
7t)	Amendola, N.E.	2	0	0.0	0	0
7t)	*Booker, Den.	2	0	0.0	0	0
7t)	Brady, N.E.	2	0	0.0	0	0
7t)	Dalton, Cin.	2	0	0.0	0	0
7t)	*Grant, Mia.	2	0	0.0	0	0
7t)	Greene, Jac.	2	0	0.0	0	0
7t)	*C. Jones, N.E.	2	0	0.0	0	0
7t)	*Kessler, Cle.	2	0	0.0	0	0
7t)	*J. Marshall, NY-J	2	0	0.0	0	0
7t)	McCown, Cle.	2	0	0.0	0	0
7t)	L. Miller, Hou.	2	0	0.0	0	0
7t)	Osweiler, Hou.	2	0	0.0	0	0
7t)	Rivers, S.D.	2	0	0.0	0	0
7t)	A. Smith, K.C.	2	0	0.0	0	0
7t)	Tannehill, Mia.	2	0	0.0	0	0
7t)	Aiken, Bal.	2	-2	-1.0	0	0

AFC / DEFENSIVE FUMBLE RECOVERIES

Rank	Player, Team	Ret	Yards	Avg	Long	TD
1)	Alonso, Mia.	4	2	0.5	2	0
2t)	Peters, K.C.	3	31	10.3	21	0
2t)	Mercilus, Hou.	3	7	2.3	5	0
2t)	Mack, Oak.	3	1	0.3	1	0
5t)	Ray, Den.	2	18	9.0	15t	1
5t)	P. Brown, Buf.	2	0	0.0	0	0
5t)	D. Jackson, Ind.	2	0	0.0	0	0
5t)	Nelson, Oak.	2	0	0.0	0	0
5t)	Nelson, K.C.	2	0	0.0	0	0
5t)	Orr, Bal.	2	0	0.0	0	0
5t)	*Sims, Ten.	2	0	0.0	0	0
5t)	Ward, Den.	2	0	0.0	0	0
5t)	Flowers, N.E.	2	-3	-1.5	0	0

WEEK 13 / THROUGH MONDAY, DECEMBER 5, 2016**NFC / LEADING PASSERS**

Player, Team	Att	Comp	Pct		Avg		Pct			Pct	Rating
			Comp	Yds	Gain	TD	TD	Long	Int		
Ryan, Atl.	414	284	68.6	3813	9.21	27	6.5	76t	7	1.7	112.3
*Prescott, Dal.	358	243	67.9	2974	8.31	19	5.3	83t	2	0.6	108.6
Brees, N.O.	500	357	71.4	3913	7.83	30	6.0	98t	11	2.2	105.0
Stafford, Det.	433	291	67.2	3224	7.45	21	4.8	73t	5	1.2	100.5
Cousins, Was.	474	320	67.5	3811	8.04	21	4.4	70t	8	1.7	99.6
A. Rodgers, G.B.	479	309	64.5	3283	6.85	29	6.1	58	7	1.5	98.5
Hoyer, Chi.	200	134	67.0	1445	7.22	6	3.0	64	0	0.0	98.0
Bradford, Min.	393	280	71.2	2662	6.77	13	3.3	46	3	0.8	97.5
Wilson, Sea.	404	264	65.3	3142	7.78	12	3.0	59	5	1.2	93.7
Winston, T.B.	436	269	61.7	3180	7.29	23	5.3	45t	12	2.8	90.0
Manning, NY-G	452	285	63.1	3097	6.85	22	4.9	75t	12	2.7	88.3
Palmer, Ariz	460	282	61.3	3231	7.02	18	3.9	58	11	2.4	85.5
Kaepernick, S.F.	213	116	54.5	1444	6.78	10	4.7	65t	3	1.4	85.5
Newton, Car.	371	203	54.7	2614	7.05	14	3.8	88t	8	2.2	80.6
*Wentz, Phi.	452	285	63.1	2901	6.42	12	2.7	73t	11	2.4	80.1
Keenum, L.A.	313	191	61.0	2169	6.93	9	2.9	65t	11	3.5	76.8

NFC / LEADING PASSERS, RANKS

Player, Team	Att	Comp	Pct		Avg		Pct			Pct	Rating
			Comp	Yds	Gain	TD	TD	Long	Int		
Ryan, Atl.	9	7	3	2	1	3	1		7t	9	1
*Prescott, Dal.	13	12	4	10	2	8	4		2	2	2
Brees, N.O.	1	1	1	1	4	1	3		11t	11	3
Stafford, Det.	8	4	6	6	6	6t	7		5t	4	4
Cousins, Was.	3	2	5	3	3	6t	9		9t	8	5
A. Rodgers, G.B.	2	3	9	4	12	2	2		7t	7	6
Hoyer, Chi.	16	15	7	15	8	16	13		1	1	7
Bradford, Min.	11	9	2	12	15	11	12		3t	3	8
Wilson, Sea.	10	11	8	8	5	12t	14		5t	5	9
Winston, T.B.	7	10	12	7	7	4	5		15t	15	10
Manning, NY-G	5t	5t	10t	9	13	5	6		15t	14	11
Palmer, Ariz	4	8	13	5	10	9	10		11t	12	12
Kaepernick, S.F.	15	16	16	16	14	14	8		3t	6	13
Newton, Car.	12	13	15	13	9	10	11		9t	10	14
*Wentz, Phi.	5t	5t	10t	11	16	12t	16		11t	13	15
Keenum, L.A.	14	14	14	14	11	15	15		11t	16	16

WEEK 13 / THROUGH MONDAY, DECEMBER 5, 2016**NFC / FOURTH-QUARTER PASSING LEADERS**

Rank	Player, Team	Att	Comp	Comp%	Yards	YPA	TD	TD%	Int	Int%	Rating
1)	*Prescott, Dal.	89	61	68.5	709	7.97	5	5.6	0	0.0	111.1
2)	A. Rodgers, G.B.	109	70	64.2	883	8.10	9	8.3	2	1.8	109.2
3)	Stafford, Det.	109	75	68.8	916	8.40	6	5.5	2	1.8	105.1
4)	Brees, N.O.	149	107	71.8	1149	7.71	11	7.4	5	3.4	104.7
5)	Cousins, Was.	118	79	66.9	1029	8.72	7	5.9	3	2.5	103.4
6)	Hoyer, Chi.	70	48	68.6	509	7.27	2	2.9	0	0.0	99.0
7)	Ryan, Atl.	87	50	57.5	763	8.77	7	8.0	3	3.4	99.0
8)	Bradford, Min.	117	88	75.2	807	6.90	4	3.4	2	1.7	97.8
9)	Wilson, Sea.	119	75	63.0	855	7.18	4	3.4	1	0.8	92.2
10)	Winston, T.B.	113	67	59.3	734	6.50	6	5.3	2	1.8	88.9
11)	Palmer, Ariz	129	82	63.6	881	6.83	7	5.4	7	5.4	79.0
12)	Manning, NY-G	120	73	60.8	867	7.23	6	5.0	6	5.0	78.7
13)	Newton, Car.	87	50	57.5	649	7.46	3	3.4	3	3.4	78.2
14)	Kaepernick, S.F.	83	39	47.0	405	4.88	2	2.4	0	0.0	69.6
15)	*Wentz, Phi.	136	83	61.0	758	5.57	1	0.7	3	2.2	69.4
16)	Cutler, Chi.	33	19	57.6	233	7.06	0	0.0	1	3.0	66.9
17)	Barkley, Chi.	46	22	47.8	267	5.80	2	4.3	2	4.3	62.5
18)	Keenum, L.A.	98	52	53.1	547	5.58	4	4.1	5	5.1	61.9
19)	Gabbert, S.F.	57	30	52.6	351	6.16	2	3.5	4	7.0	54.1

NFC / THIRD-DOWN PASSING LEADERS

Rank	Player, Team	Att	Comp	Comp%	Yards	YPA	TD	TD%	Int	Int%	Rating
1)	Brees, N.O.	123	85	69.1	1010	8.21	11	8.9	4	3.3	110.1
2)	Ryan, Atl.	93	64	68.8	717	7.71	4	4.3	0	0.0	105.9
3)	A. Rodgers, G.B.	122	78	63.9	1026	8.41	11	9.0	5	4.1	103.4
4)	*Prescott, Dal.	98	65	66.3	817	8.34	4	4.1	1	1.0	101.4
5)	Cousins, Was.	122	79	64.8	1046	8.57	8	6.6	4	3.3	100.0
6)	Stafford, Det.	114	75	65.8	988	8.67	4	3.5	2	1.8	97.4
7)	Bradford, Min.	111	76	68.5	721	6.50	5	4.5	2	1.8	93.7
8)	Winston, T.B.	120	77	64.2	929	7.74	6	5.0	4	3.3	90.6
9)	Palmer, Ariz	118	77	65.3	859	7.28	5	4.2	3	2.5	90.3
10)	Keenum, L.A.	90	54	60.0	625	6.94	5	5.6	2	2.2	90.3
11)	Newton, Car.	113	57	50.4	851	7.53	5	4.4	3	2.7	79.2
12)	Manning, NY-G	120	63	52.5	726	6.05	6	5.0	3	2.5	77.3
13)	*Wentz, Phi.	111	62	55.9	692	6.23	3	2.7	2	1.8	76.1
14)	Wilson, Sea.	107	57	53.3	793	7.41	2	1.9	2	1.9	75.8

WEEK 13 / THROUGH MONDAY, DECEMBER 5, 2016**NFC / LEADING RUSHERS**

Rank	Player, Team	Att	Yards	Avg	Long	TD
1)	*Elliott, Dal.	263	1285	4.9	60t	12
2)	D. Johnson, Ariz	228	1005	4.4	58t	11
3)	*Howard, Chi.	181	883	4.9	69	5
4)	Freeman, Atl.	176	785	4.5	48	7
5)	Ingram, N.O.	143	758	5.3	75t	3
6)	Hyde, S.F.	174	686	3.9	34	6
7)	Gurley, L.A.	211	679	3.2	24t	4
8)	*Kelley, Was.	112	524	4.7	66	4
9)	Stewart, Car.	138	511	3.7	47	7
10)	Michael, Sea.-G.B.	127	492	3.9	41t	6
11)	Jones, Was.	99	460	4.6	57	3
12)	Mathews, Phi.	102	427	4.2	30	7
13t)	Hightower, N.O.	105	422	4.0	30	1
13t)	Rodgers, T.B.	95	422	4.4	45	1
15)	Jennings, NY-G	121	414	3.4	25	2
16)	Kaepernick, S.F. (QB)	52	393	7.6	30	1
17)	Lacy, G.B.	71	360	5.1	31	0
18t)	McKinnon, Min.	115	357	3.1	25	1
18t)	Riddick, Det.	92	357	3.9	42	1
20)	Sproles, Phi.	73	339	4.6	19	1
21)	Asiata, Min.	96	317	3.3	29	5
22)	Martin, T.B.	105	313	3.0	17	2
23)	*Smallwood, Phi.	74	309	4.2	19	1
24)	A. Rodgers, G.B. (QB)	49	301	6.1	23	3
25)	Coleman, Atl.	79	292	3.7	30t	6
26)	Newton, Car. (QB)	68	286	4.2	28	5
27)	C. Thompson, Was.	57	283	5.0	20	1
28)	A. Morris, Dal.	61	231	3.8	17	2
29)	Rawls, Sea.	60	226	3.8	45t	2
30)	*Prescott, Dal. (QB)	47	217	4.6	18	5
31)	Whittaker, Car.	44	208	4.7	25	0
32)	*Barber, T.B.	50	204	4.1	44t	1
33)	Wilson, Sea. (QB)	50	188	3.8	18	1
34)	Montgomery, G.B. (WR)	35	187	5.3	30	0
35)	*Perkins, NY-G	50	185	3.7	18	0
36)	Stafford, Det. (QB)	30	178	5.9	24	0
37)	Gabbert, S.F. (QB)	40	173	4.3	24	2
38)	*Prosise, Sea.	30	172	5.7	72t	1
39)	Zenner, Det.	46	150	3.3	19	1
40)	*D. Washington, Det.	53	148	2.8	28	1
41t)	Langford, Chi.	41	147	3.6	23	3
41t)	Vereen, NY-G	31	147	4.7	25	1
43)	Artis-Payne, Car.	36	144	4.0	14	2
44)	Starks, G.B.	61	142	2.3	11	0
45)	Harris, S.F.	34	139	4.1	19	0
46t)	Barner, Phi.	24	123	5.1	19	2
46t)	Carey, Chi.	30	123	4.1	24	0
48)	Sims, T.B.	41	116	2.8	23	1
49t)	Darkwa, NY-G	30	111	3.7	17	2
49t)	Winston, T.B. (QB)	41	111	2.7	14	1

NFC / THIRD-AND-ONE RUSHING LEADERS

Rank	Player, Team	Att	FD	Pct
1t)	Jones, Was.	6	6	100.0
1t)	Kuhn, N.O.	6	6	100.0
1t)	Hyde, S.F.	4	4	100.0
1t)	Stewart, Car.	4	4	100.0
1t)	Freeman, Atl.	3	3	100.0
1t)	*Kelley, Was.	3	3	100.0
1t)	Lasike, Chi.	3	3	100.0
8)	Newton, Car.	8	7	87.5
9)	Jennings, NY-G	6	5	83.3
10)	Gurley, L.A.	10	8	80.0
11)	D. Johnson, Ariz	9	7	77.8
12t)	*Elliott, Dal.	12	9	75.0
12t)	Cousins, Was.	4	3	75.0
14)	Asiata, Min.	9	6	66.7
15t)	Coleman, Atl.	5	3	60.0
15t)	A. Rodgers, G.B.	5	3	60.0

WEEK 13 / THROUGH MONDAY, DECEMBER 5, 2016**NFC / LEADERS IN RECEPTIONS**

Rank	Player, Team	Rec	Yards	Avg	Long	TD
1)	Fitzgerald, Ariz	88	880	10.0	32	5
2)	Evans, T.B.	76	1058	13.9	45t	10
3t)	Beckham, NY-G	75	1015	13.5	75t	8
3t)	Diggs, Min.	75	806	10.7	46	2
5)	J. Jones, Atl.	72	1253	17.4	75t	5
6t)	Nelson, G.B.	69	872	12.6	58	10
6t)	*Thomas, N.O.	69	831	12.0	35	7
8)	Baldwin, Sea.	68	832	12.2	59	5
9)	Tate, Det.	65	762	11.7	66t	3
10)	D. Johnson, Ariz (RB)	64	704	11.0	58	4
11)	Olsen, Car. (TE)	61	820	13.4	78t	3
12)	Beasley, Dal.	60	670	11.2	47	5
13t)	Adams, G.B.	59	793	13.4	50	8
13t)	Garcon, Was.	59	714	12.1	70t	2
13t)	Reed, Was. (TE)	59	630	10.7	33	5
16t)	Cooks, N.O.	58	809	13.9	98t	6
16t)	Crowder, Was.	58	767	13.2	55t	7
18t)	Graham, Sea. (TE)	57	769	13.5	40	5
18t)	Matthews, Phi.	57	686	12.0	54	3
18t)	Cobb, G.B.	57	577	10.1	47	4
21)	Britt, L.A.	56	855	15.3	66	5
22)	Rudolph, Min. (TE)	54	513	9.5	22	5
23t)	Snead, N.O.	53	631	11.9	49	4
23t)	Riddick, Det. (RB)	53	371	7.0	23	5
25t)	Thielen, Min.	52	657	12.6	36t	3
25t)	Witten, Dal. (TE)	52	553	10.6	35	2
25t)	Boldin, Det.	52	432	8.3	29	6
28)	Benjamin, Car.	50	754	15.1	50	5
29)	Sanu, Atl.	49	521	10.6	59	3
30)	*Shepard, NY-G	48	497	10.4	32t	6
31t)	Brate, T.B. (TE)	47	528	11.2	38	6
31t)	Miller, Chi. (TE)	47	486	10.3	34	4
31t)	Ertz, Phi. (TE)	47	452	9.6	30	2
34)	Sproles, Phi. (RB)	45	387	8.6	73t	1
35)	Austin, L.A.	44	401	9.1	43t	3
36t)	Kerley, S.F.	43	466	10.8	33t	3
36t)	Kendricks, L.A. (TE)	43	433	10.1	44	2
38t)	M. Jones, Det.	42	730	17.4	73t	4
38t)	Fleener, N.O. (TE)	42	547	13.0	50t	3
38t)	Humphries, T.B.	42	467	11.1	42	1
41t)	Ginn, Car.	41	569	13.9	88t	3
41t)	Patterson, Min.	41	334	8.1	30	2
43)	Jeffery, Chi.	40	630	15.8	54	1
44t)	D. Jackson, Was.	39	644	16.5	67t	3
44t)	Ebron, Det. (TE)	39	489	12.5	61	1
46)	Meredith, Chi.	38	516	13.6	50t	2
47t)	Bryant, Dal.	37	634	17.1	56	6
47t)	Freeman, Atl. (RB)	37	318	8.6	27	2
47t)	C. Thompson, Was. (RB)	37	269	7.3	38	1
50)	Davis, Was. (TE)	36	497	13.8	44	2

WEEK 13 / THROUGH MONDAY, DECEMBER 5, 2016**NFC / RECEIVING YARDAGE LEADERS**

Rank	Player, Team	Yards	Rec	Avg	Long	TD
1)	J. Jones, Atl.	1253	72	17.4	75t	5
2)	Evans, T.B.	1058	76	13.9	45t	10
3)	Beckham, NY-G	1015	75	13.5	75t	8
4)	Fitzgerald, Ariz	880	88	10.0	32	5
5)	Nelson, G.B.	872	69	12.6	58	10
6)	Britt, L.A.	855	56	15.3	66	5
7)	Baldwin, Sea.	832	68	12.2	59	5
8)	*Thomas, N.O.	831	69	12.0	35	7
9)	Olsen, Car. (TE)	820	61	13.4	78t	3
10)	Cooks, N.O.	809	58	13.9	98t	6
11)	Diggs, Min.	806	75	10.7	46	2
12)	Adams, G.B.	793	59	13.4	50	8
13)	Graham, Sea. (TE)	769	57	13.5	40	5
14)	Crowder, Was.	767	58	13.2	55t	7
15)	Tate, Det.	762	65	11.7	66t	3
16)	Benjamin, Car.	754	50	15.1	50	5
17)	M. Jones, Det.	730	42	17.4	73t	4
18)	Garcon, Was.	714	59	12.1	70t	2
19)	D. Johnson, Ariz (RB)	704	64	11.0	58	4
20)	Matthews, Phi.	686	57	12.0	54	3
21)	Beasley, Dal.	670	60	11.2	47	5
22)	Thielen, Min.	657	52	12.6	36t	3
23)	D. Jackson, Was.	644	39	16.5	67t	3
24)	Bryant, Dal.	634	37	17.1	56	6
25)	Snead, N.O.	631	53	11.9	49	4
26t)	Jeffery, Chi.	630	40	15.8	54	1
26t)	Reed, Was. (TE)	630	59	10.7	33	5
28)	Cobb, G.B.	577	57	10.1	47	4
29)	Ginn, Car.	569	41	13.9	88t	3
30)	Witten, Dal. (TE)	553	52	10.6	35	2
31)	Fleener, N.O. (TE)	547	42	13.0	50t	3
32)	Brate, T.B. (TE)	528	47	11.2	38	6
33)	Sanu, Atl.	521	49	10.6	59	3
34)	Meredith, Chi.	516	38	13.6	50t	2
35)	Rudolph, Min. (TE)	513	54	9.5	22	5
36t)	Davis, Was. (TE)	497	36	13.8	44	2
36t)	*Shepard, NY-G	497	48	10.4	32t	6
38)	Quick, L.A.	493	35	14.1	65t	3
39)	Ebron, Det. (TE)	489	39	12.5	61	1
40)	Miller, Chi. (TE)	486	47	10.3	34	4
41)	Humphries, T.B.	467	42	11.1	42	1
42)	Kerley, S.F.	466	43	10.8	33t	3
43)	Cruz, NY-G	462	27	17.1	48	1
44)	Ertz, Phi. (TE)	452	47	9.6	30	2
45)	Kendricks, L.A. (TE)	433	43	10.1	44	2
46)	Boldin, Det.	432	52	8.3	29	6
47)	Floyd, Ariz	428	31	13.8	39	4
48t)	Gabriel, Atl.	422	26	16.2	76t	4
48t)	Kearse, Sea.	422	34	12.4	31	0
50)	Austin, L.A.	401	44	9.1	43t	3

WEEK 13 / THROUGH MONDAY, DECEMBER 5, 2016**NFC / THIRD-DOWN RECEIVING LEADERS**

Rank	Player, Team	Rec	Yards	Avg	Long	TD
1)	D. Johnson, Ariz (RB)	23	239	10.4	24	2
2t)	Evans, T.B.	22	331	15.0	39	3
2t)	Cobb, G.B.	22	280	12.7	47	1
4)	Reed, Was. (TE)	21	279	13.3	33	1
5t)	Crowder, Was.	20	337	16.9	55t	4
5t)	Beasley, Dal.	20	219	11.0	29	2
5t)	Snead, N.O.	20	218	10.9	24	0
5t)	Britt, L.A.	20	205	10.3	34	1
5t)	Rudolph, Min. (TE)	20	165	8.3	22	3
10t)	Tate, Det.	19	300	15.8	66t	2
10t)	Boldin, Det.	19	181	9.5	29	1
10t)	Fitzgerald, Ariz	19	165	8.7	19	0
13)	Thielen, Min.	18	276	15.3	29	2
14t)	Baldwin, Sea.	17	273	16.1	59	2
14t)	Olsen, Car. (TE)	17	183	10.8	34	2
16t)	Nelson, G.B.	16	253	15.8	39	4
16t)	Matthews, Phi.	16	223	13.9	54	1
16t)	Royal, Chi.	16	204	12.8	64	0
16t)	Beckham, NY-G	16	174	10.9	26	1
16t)	Brate, T.B. (TE)	16	172	10.8	20	1
16t)	Diggs, Min.	16	165	10.3	33	0
22t)	Benjamin, Car.	14	261	18.6	44t	1
22t)	*Shepard, NY-G	14	179	12.8	32	2
22t)	Sanu, Atl.	14	158	11.3	22	0
22t)	Austin, L.A.	14	138	9.9	43t	3
26t)	Graham, Sea. (TE)	13	212	16.3	40	1
26t)	Quick, L.A.	13	206	15.8	65t	2
26t)	*Thomas, N.O.	13	164	12.6	35	1
26t)	Witten, Dal. (TE)	13	128	9.8	31	0
30t)	Humphries, T.B.	12	153	12.8	29	0
30t)	Garcon, Was.	12	147	12.3	28	0
30t)	Sproles, Phi. (RB)	12	123	10.3	73t	1
30t)	Riddick, Det. (RB)	12	81	6.8	12	0
34t)	Adams, G.B.	11	163	14.8	38	3
34t)	Kerley, S.F.	11	105	9.5	33t	2
34t)	Ertz, Phi. (TE)	11	99	9.0	21	0
34t)	C. Thompson, Was. (RB)	11	85	7.7	38	0
34t)	Asiata, Min. (RB)	11	83	7.5	23	0
39t)	Cooks, N.O.	10	212	21.2	87t	2
39t)	Ebron, Det. (TE)	10	196	19.6	61	1
39t)	J. Jones, Atl.	10	176	17.6	53	0
39t)	Meredith, Chi.	10	113	11.3	22	0
43t)	Ginn, Car.	9	197	21.9	88t	2
43t)	Bryant, Dal.	9	179	19.9	50t	2
43t)	Cruz, NY-G	9	146	16.2	40	1
43t)	Kendricks, L.A. (TE)	9	96	10.7	24	0
43t)	Floyd, Ariz	9	89	9.9	18	2
43t)	Patterson, Min.	9	86	9.6	30	0
43t)	*Elliott, Dal. (RB)	9	83	9.2	25	0
50t)	M. Jones, Det.	8	139	17.4	47	0
50t)	D. Jackson, Was.	8	122	15.3	67t	2
50t)	Miller, Chi. (TE)	8	105	13.1	34	1
50t)	Jo. Brown, Ariz	8	101	12.6	20	1
50t)	Green-Beckham, Phi.	8	95	11.9	26	1
50t)	Starks, G.B. (RB)	8	75	9.4	31t	1
50t)	Tamme, Atl. (TE)	8	58	7.3	17t	2
50t)	Cunningham, L.A. (RB)	8	49	6.1	12	0

WEEK 13 / THROUGH MONDAY, DECEMBER 5, 2016**NFC / LEADING SCORERS, NONKICKERS**

Rank	Player, Team	TD	Rush	Rec	Ret	X2	Pts
1)	D. Johnson, Ariz (RB)	15	11	4	0	0	90
2)	*Elliott, Dal. (RB)	13	12	1	0	0	78
3)	Evans, T.B. (WR)	10	0	10	0	2	64
4)	Nelson, G.B. (WR)	10	0	10	0	0	60
5)	Freeman, Atl. (RB)	9	7	2	0	0	54
6)	Mathews, Phi. (RB)	8	7	1	0	1	50
7t)	Adams, G.B. (WR)	8	0	8	0	0	48
7t)	Beckham, NY-G (WR)	8	0	8	0	0	48
7t)	Crowder, Was. (WR)	8	0	7	1	0	48
10t)	Hyde, S.F. (RB)	7	6	1	0	1	44
10t)	Ingram, N.O. (RB)	7	3	4	0	1	44
12t)	Coleman, Atl. (RB)	7	6	1	0	0	42
12t)	Michael, Sea.-G.B. (RB)	7	6	1	0	0	42
12t)	Stewart, Car. (RB)	7	7	0	0	0	42
12t)	*Thomas, N.O. (WR)	7	0	7	0	0	42
16t)	Boldin, Det. (WR)	6	0	6	0	0	36
16t)	Brate, T.B. (TE)	6	0	6	0	0	36
16t)	Bryant, Dal. (WR)	6	0	6	0	0	36
16t)	Cooks, N.O. (WR)	6	0	6	0	0	36
16t)	*Howard, Chi. (RB)	6	5	1	0	0	36
16t)	Riddick, Det. (RB)	6	1	5	0	0	36
16t)	*Shepard, NY-G (WR)	6	0	6	0	0	36
23)	Newton, Car. (QB)	5	5	0	0	1	32
24t)	Asiata, Min. (RB)	5	5	0	0	0	30
24t)	Baldwin, Sea. (WR)	5	0	5	0	0	30
24t)	Beasley, Dal. (WR)	5	0	5	0	0	30
24t)	Benjamin, Car. (WR)	5	0	5	0	0	30
24t)	Britt, L.A. (WR)	5	0	5	0	0	30
24t)	Fitzgerald, Ariz (WR)	5	0	5	0	0	30
24t)	Gabriel, Atl. (WR)	5	1	4	0	0	30
24t)	Graham, Sea. (TE)	5	0	5	0	0	30
24t)	J. Jones, Atl. (WR)	5	0	5	0	0	30
24t)	*Kelley, Was. (RB)	5	4	1	0	0	30
24t)	Kuhn, N.O. (RB)	5	4	1	0	0	30
24t)	*Prescott, Dal. (QB)	5	5	0	0	0	30
24t)	Reed, Was. (TE)	5	0	5	0	0	30
24t)	Rudolph, Min. (TE)	5	0	5	0	0	30
38t)	Cobb, G.B. (WR)	4	0	4	0	0	24
38t)	Fleener, N.O. (TE)	4	1	3	0	0	24
38t)	Floyd, Ariz (WR)	4	0	4	0	0	24
38t)	Gurley, L.A. (RB)	4	4	0	0	0	24
38t)	M. Jones, Det. (WR)	4	0	4	0	0	24
38t)	McDonald, S.F. (TE)	4	0	4	0	0	24
38t)	Miller, Chi. (TE)	4	0	4	0	0	24
38t)	Snead, N.O. (WR)	4	0	4	0	0	24
46t)	Funchess, Car. (WR)	3	0	3	0	1	20
46t)	Olsen, Car. (TE)	3	0	3	0	1	20
46t)	A. Rodgers, G.B. (QB)	3	3	0	0	1	20
46t)	Sanu, Atl. (WR)	3	0	3	0	1	20
46t)	Tate, Det. (WR)	3	0	3	0	1	20

WEEK 13 / THROUGH MONDAY, DECEMBER 5, 2016**NFC / LEADING SCORERS, KICKERS**

Rank	Player, Team	PAT	FG	Pct	Long	Pts
1)	Bryant, Atl.	37/38	27/29	.931	59	118
2)	Hopkins, Was.	27/29	28/34	.824	53	111
3)	Prater, Det.	23/25	26/29	.897	58	101
4)	Hauschka, Sea.	22/26	26/29	.897	53	100
5)	Bailey, Dal.	36/36	21/23	.913	56	99
6)	Sturgis, Phi.	23/24	25/30	.833	55	98
7)	*Lutz, N.O.	39/40	18/24	.750	57	93
8)	Crosby, G.B.	29/31	20/23	.870	46	89
9)	Gano, Car.	25/28	18/22	.818	54	79
10)	Dawson, S.F.	25/25	17/18	.944	53	76
11)	Catanzaro, Ariz	29/30	15/19	.789	60	74
12)	*Aguayo, T.B.	24/26	15/22	.682	43	69
13)	Zuerlein, L.A.	18/18	16/19	.842	54	66
14)	Barth, Chi.	22/23	14/18	.778	54	64
15)	Walsh, Min.	15/19	12/16	.750	50	51
16)	J. Brown, NY-G	9/ 9	11/12	.917	48	42
17)	Forbath, Min.	4/ 5	6/ 6	1.000	48	22
18)	Gould, NY-G	15/18	2/ 2	1.000	46	21

NFC / TOUCHBACKS ON KICKOFFS

Rank	Player, Team	TB
1)	Hopkins, Was.	53
2)	Bosher, Atl.	48
3)	Hauschka, Sea.	47
4)	Bailey, Dal.	46
5)	Gano, Car.	45
6)	Martin, Det.	43
7)	*Aguayo, T.B.	40
8)	Sturgis, Phi.	39
9)	Catanzaro, Ariz	38
10)	*Lutz, N.O.	36
11)	Crosby, G.B.	35
12)	Zuerlein, L.A.	29
13)	Barth, Chi.	20
14)	Walsh, Min.	19
15)	Pinion, S.F.	16
16)	J. Brown, NY-G	15
17t)	Forbath, Min.	9
17t)	Gould, NY-G	9
19)	*Wile, Atl.	7
20)	Dawson, S.F.	4

WEEK 13 / THROUGH MONDAY, DECEMBER 5, 2016

NFC / MOST YARDS FROM SCRIMMAGE

Rank	Player, Team	Total			Rushing			Receiving		
		Yards	Att+Rec	Avg	Yards	Att	Avg	Yards	Rec	Avg
1)	D. Johnson, Ariz (RB)	1709	292	5.9	1005	228	4.4	704	64	11.0
2)	*Elliott, Dal. (RB)	1607	291	5.5	1285	263	4.9	322	28	11.5
3)	J. Jones, Atl. (WR)	1253	72	17.4	0	0	---	1253	72	17.4
4)	*Howard, Chi. (RB)	1125	203	5.5	883	181	4.9	242	22	11.0
5)	Freeman, Atl. (RB)	1103	213	5.2	785	176	4.5	318	37	8.6
6)	Evans, T.B. (WR)	1058	76	13.9	0	0	---	1058	76	13.9
7)	Ingram, N.O. (RB)	1022	178	5.7	758	143	5.3	264	35	7.5
8)	Beckham, NY-G (WR)	1015	75	13.5	0	0	---	1015	75	13.5
9)	Gurley, L.A. (RB)	929	243	3.8	679	211	3.2	250	32	7.8
10)	Fitzgerald, Ariz (WR)	885	90	9.8	5	2	2.5	880	88	10.0
11)	Nelson, G.B. (WR)	872	69	12.6	0	0	---	872	69	12.6
12)	Britt, L.A. (WR)	855	56	15.3	0	0	---	855	56	15.3
13)	Cooks, N.O. (WR)	839	64	13.1	30	6	5.0	809	58	13.9
14)	*Thomas, N.O. (WR)	831	69	12.0	0	0	---	831	69	12.0
15)	Baldwin, Sea. (WR)	828	69	12.0	-4	1	-4.0	832	68	12.2
16)	Olsen, Car. (TE)	820	61	13.4	0	0	---	820	61	13.4
17)	Diggs, Min. (WR)	816	78	10.5	10	3	3.3	806	75	10.7
18)	Hyde, S.F. (RB)	812	196	4.1	686	174	3.9	126	22	5.7
19)	Adams, G.B. (WR)	793	59	13.4	0	0	---	793	59	13.4
20)	Graham, Sea. (TE)	769	57	13.5	0	0	---	769	57	13.5
21)	Crowder, Was. (WR)	765	60	12.8	-2	2	-1.0	767	58	13.2
22)	Tate, Det. (WR)	760	73	10.4	-2	8	-0.3	762	65	11.7
23)	Benjamin, Car. (WR)	754	50	15.1	0	0	---	754	50	15.1
24)	M. Jones, Det. (WR)	733	43	17.0	3	1	3.0	730	42	17.4
25)	Riddick, Det. (RB)	728	145	5.0	357	92	3.9	371	53	7.0
26)	Sproles, Phi. (RB)	726	118	6.2	339	73	4.6	387	45	8.6
27)	Garcon, Was. (WR)	714	59	12.1	0	0	---	714	59	12.1
28)	Matthews, Phi. (WR)	686	57	12.0	0	0	---	686	57	12.0
29)	Beasley, Dal. (WR)	677	61	11.1	7	1	7.0	670	60	11.2
30)	Thielen, Min. (WR)	668	53	12.6	11	1	11.0	657	52	12.6
31)	D. Jackson, Was. (WR)	644	39	16.5	0	0	---	644	39	16.5
32)	Ginn, Car. (WR)	638	51	12.5	69	10	6.9	569	41	13.9
33)	Bryant, Dal. (WR)	634	37	17.1	0	0	---	634	37	17.1
34)	Snead, N.O. (WR)	631	53	11.9	0	0	---	631	53	11.9
35t)	Jeffery, Chi. (WR)	630	40	15.8	0	0	---	630	40	15.8
35t)	Reed, Was. (TE)	630	59	10.7	0	0	---	630	59	10.7
37)	Coleman, Atl. (RB)	626	100	6.3	292	79	3.7	334	21	15.9
38)	Cobb, G.B. (WR)	610	67	9.1	33	10	3.3	577	57	10.1
39)	Hightower, N.O. (RB)	592	122	4.9	422	105	4.0	170	17	10.0
40)	Jennings, NY-G (RB)	591	149	4.0	414	121	3.4	177	28	6.3
41)	Michael, Sea.-G.B. (RB)	588	147	4.0	492	127	3.9	96	20	4.8
42)	Stewart, Car. (RB)	554	143	3.9	511	138	3.7	43	5	8.6
43)	Witten, Dal. (TE)	553	52	10.6	0	0	---	553	52	10.6
44)	C. Thompson, Was. (RB)	552	94	5.9	283	57	5.0	269	37	7.3
45)	Fleener, N.O. (TE)	549	43	12.8	2	1	2.0	547	42	13.0
46)	Jones, Was. (RB)	533	107	5.0	460	99	4.6	73	8	9.1
47t)	Brate, T.B. (TE)	528	47	11.2	0	0	---	528	47	11.2
47t)	*Kelley, Was. (RB)	528	116	4.6	524	112	4.7	4	4	1.0
49)	Sanu, Atl. (WR)	526	50	10.5	5	1	5.0	521	49	10.6
50)	Meredith, Chi. (WR)	522	39	13.4	6	1	6.0	516	38	13.6

WEEK 13 / THROUGH MONDAY, DECEMBER 5, 2016**NFC / LEADERS IN FIRST DOWNS**

Rank	Player, Team	Rush	Rec	Tot
1)	D. Johnson, Ariz (RB)	55	34	89
2)	*Elliott, Dal. (RB)	76	9	85
3)	Freeman, Atl. (RB)	50	16	66
4)	Evans, T.B. (WR)	0	64	64
5)	*Howard, Chi. (RB)	47	10	57
6)	J. Jones, Atl. (WR)	0	55	55
7)	Fitzgerald, Ariz (WR)	0	50	50
8)	Gurley, L.A. (RB)	36	12	48
9t)	Beckham, NY-G (WR)	0	47	47
9t)	Ingram, N.O. (RB)	31	16	47
11)	*Thomas, N.O. (WR)	0	46	46
12t)	Diggs, Min. (WR)	1	43	44
12t)	Nelson, G.B. (WR)	0	44	44
14)	Olsen, Car. (TE)	0	43	43
15)	Beasley, Dal. (WR)	0	41	41
16t)	Baldwin, Sea. (WR)	0	40	40
16t)	Graham, Sea. (TE)	0	40	40
18t)	Benjamin, Car. (WR)	0	39	39
18t)	Britt, L.A. (WR)	0	39	39
18t)	Cobb, G.B. (WR)	4	35	39
18t)	Riddick, Det. (RB)	19	20	39
22t)	Garcon, Was. (WR)	0	38	38
22t)	Hyde, S.F. (RB)	33	5	38
22t)	Reed, Was. (TE)	0	38	38
25t)	Adams, G.B. (WR)	0	36	36
25t)	Snead, N.O. (WR)	0	36	36
27t)	Hightower, N.O. (RB)	24	10	34
27t)	Sproles, Phi. (RB)	18	16	34
29t)	Cooks, N.O. (WR)	1	32	33
29t)	M. Jones, Det. (WR)	0	33	33
29t)	Stewart, Car. (RB)	32	1	33
29t)	Thielen, Min. (WR)	1	32	33
33t)	Crowder, Was. (WR)	1	31	32
33t)	Jones, Was. (RB)	28	4	32
33t)	Matthews, Phi. (WR)	0	32	32
36t)	Boldin, Det. (WR)	0	31	31
36t)	Brate, T.B. (TE)	0	31	31
36t)	Jeffery, Chi. (WR)	0	31	31
36t)	Michael, Sea.-G.B. (RB)	28	3	31
36t)	Rudolph, Min. (TE)	0	31	31
36t)	Tate, Det. (WR)	1	30	31
42t)	Jennings, NY-G (RB)	22	8	30
42t)	*Shepard, NY-G (WR)	1	29	30
44t)	Bryant, Dal. (WR)	0	29	29
44t)	Mathews, Phi. (RB)	24	5	29
46t)	Asiata, Min. (RB)	22	6	28
46t)	Kerley, S.F. (WR)	0	28	28
46t)	Miller, Chi. (TE)	0	28	28
46t)	C. Thompson, Was. (RB)	14	14	28
46t)	Witten, Dal. (TE)	0	28	28

WEEK 13 / THROUGH MONDAY, DECEMBER 5, 2016**NFC / LEADING PUNTERS**

Rank	Player, Team	No	Yards	Lg	Avg	TB	Blk	Dwn	OB	Opp Ret	In Yds	Net 20	Avg
1)	Lee, Car.	36	1769	76	49.1	4	0	7	1	17	236	18	40.4
2)	Martin, Det.	46	2237	63	48.6	1	0	3	3	25	157	17	44.8
3)	Morstead, N.O.	45	2168	66	48.2	5	0	7	6	21	159	19	42.4
4)	Hekker, L.A.	72	3419	78	47.5	1	0	9	8	27	101	40	45.8
5)	Wing, NY-G	66	3102	63	47.0	7	0	14	8	25	276	19	40.7
6)	C. Jones, Dal.	39	1811	63	46.4	4	0	4	5	16	143	17	40.7
7)	Anger, T.B.	54	2477	59	45.9	4	0	5	3	21	122	26	42.1
8)	Ryan, Sea.	56	2554	62	45.6	3	1	10	4	24	195	20	40.3
9)	D. Jones, Phi.	50	2251	72	45.0	6	0	10	4	17	168	16	39.3
10)	Schum, G.B.	37	1653	65	44.7	3	0	5	7	12	114	11	40.0
11)	Pinion, S.F.	72	3184	65	44.2	3	0	8	1	31	285	19	39.4
12)	Way, Was.	31	1351	61	43.6	4	0	3	4	14	109	12	37.5
13)	O'Donnell, Chi.	58	2524	67	43.5	4	0	4	4	18	228	20	38.2
14)	Locke, Min.	63	2717	72	43.1	3	0	13	3	19	135	31	40.0
15)	Quigley, Ariz	34	1416	55	41.6	2	1	5	1	8	75	13	37.2

NFC / LEADING PUNTERS, NET AVERAGE

Rank	Player, Team	No	Yards	Lg	Avg	TB	Blk	Dwn	OB	Opp Ret	In Yds	Net 20	Avg
1)	Hekker, L.A.	72	3419	78	47.5	1	0	9	8	27	101	40	45.8
2)	Martin, Det.	46	2237	63	48.6	1	0	3	3	25	157	17	44.8
3)	Morstead, N.O.	45	2168	66	48.2	5	0	7	6	21	159	19	42.4
4)	Anger, T.B.	54	2477	59	45.9	4	0	5	3	21	122	26	42.1
5)	C. Jones, Dal.	39	1811	63	46.4	4	0	4	5	16	143	17	40.7
6)	Wing, NY-G	66	3102	63	47.0	7	0	14	8	25	276	19	40.7
7)	Lee, Car.	36	1769	76	49.1	4	0	7	1	17	236	18	40.4
8)	Ryan, Sea.	56	2554	62	45.6	3	1	10	4	24	195	20	40.3
9)	Locke, Min.	63	2717	72	43.1	3	0	13	3	19	135	31	40.0
10)	Schum, G.B.	37	1653	65	44.7	3	0	5	7	12	114	11	40.0
11)	Pinion, S.F.	72	3184	65	44.2	3	0	8	1	31	285	19	39.4
12)	D. Jones, Phi.	50	2251	72	45.0	6	0	10	4	17	168	16	39.3
13)	O'Donnell, Chi.	58	2524	67	43.5	4	0	4	4	18	228	20	38.2
14)	Way, Was.	31	1351	61	43.6	4	0	3	4	14	109	12	37.5
15)	Quigley, Ariz	34	1416	55	41.6	2	1	5	1	8	75	13	37.2

WEEK 13 / THROUGH MONDAY, DECEMBER 5, 2016**NFC / PUNT RETURN LEADERS**

Rank	Player, Team	Ret	FC	Yards	Avg	Long	TD
1)	Crowder, Was.	17	11	261	15.4	85t	1
2)	Sproles, Phi.	16	11	219	13.7	66	0
3)	Sherels, Min.	17	10	227	13.4	79t	2
4)	Humphries, T.B.	20	18	206	10.3	25	0
5)	Weems, Atl.	18	12	181	10.1	73	0
6)	Austin, L.A.	29	14	260	9.0	47	0
7)	Lockett, Sea.	25	16	220	8.8	62	0
8)	Whitehead, Dal.	19	4	167	8.8	39	0
9)	Royal, Chi.	19	15	166	8.7	65t	1
10)	Kerley, S.F.	16	24	131	8.2	26	0
11)	Jo. Brown, Ariz	17	11	119	7.0	32	0
12)	Harris, NY-G	17	9	103	6.1	17	0
13)	Ginn, Car.	20	19	113	5.7	16	0

NFC / KICKOFF RETURN LEADERS

Rank	Player, Team	Ret	Yards	Avg	Long	TD
1)	Patterson, Min.	19	580	30.5	104t	1
2)	Cunningham, L.A.	22	599	27.2	61	0
3)	Lockett, Sea.	15	394	26.3	46	0
4)	Harris, NY-G	18	450	25.0	46	0
5)	Weems, Atl.	17	391	23.0	42	0
6)	Roberts, Det.	24	530	22.1	42	0
7)	Thompson, Chi.	24	519	21.6	40	0
8)	Ginn, Car.	17	360	21.2	59	0

WEEK 13 / THROUGH MONDAY, DECEMBER 5, 2016**NFC / LEADERS IN INTERCEPTIONS**

Rank	Player, Team	Int	Yards	Avg	Long	TD
1)	Collins, NY-G	5	72	14.4	44t	1
2t)	Rhodes, Min.	4	129	32.3	100t	1
2t)	Sherman, Sea.	4	37	9.3	31	0
4t)	Cooper, Ariz	3	95	31.7	60t	1
4t)	Davis, Car.	3	35	11.7	31	0
4t)	Clinton-Dix, G.B.	3	32	10.7	20	0
4t)	Peterson, Ariz	3	27	9.0	25	0
4t)	Swearinger, Ariz	3	13	4.3	12	0
4t)	McLeod, Phi.	3	5	1.7	5	0
10t)	*D. Jones, Atl.	2	132	66.0	90t	1
10t)	Conte, T.B.	2	73	36.5	53	1
10t)	Bush, Det.	2	39	19.5	39t	1
10t)	Alford, Atl.	2	34	17.0	30t	1
10t)	McDougald, T.B.	2	32	16.0	32	0
10t)	Vaccaro, N.O.	2	30	15.0	30	0
10t)	Boston, Car.	2	29	14.5	22	0
10t)	Porter, Chi.	2	28	14.0	25	0
10t)	Hodges, S.F.	2	27	13.5	21	0
10t)	Jenkins, NY-G	2	26	13.0	23	0
10t)	Slay, Det.	2	24	12.0	13	0
10t)	Wilson, Det.	2	23	11.5	18	0
10t)	Coleman, Car.	2	20	10.0	12	1
10t)	Sendejo, Min.	2	18	9.0	16	0
10t)	Church, Dal.	2	14	7.0	14	0
10t)	Barron, L.A.	2	8	4.0	7	0
10t)	Moore, N.O.	2	8	4.0	8	0
10t)	Chancellor, Sea.	2	5	2.5	5	0
10t)	Thomas, Sea.	2	5	2.5	5	0
10t)	Waynes, Min.	2	4	2.0	4	0
10t)	Hicks, Phi.	2	3	1.5	3	0
10t)	Grimes, T.B.	2	1	0.5	1	0
10t)	Quin, Det.	2	0	0.0	0	0
10t)	Rodgers-Cromartie, NY-G	2	0	0.0	0	0

WEEK 13 / THROUGH MONDAY, DECEMBER 5, 2016**NFC / LEADERS IN SACKS**

Rank	Player, Team	Sacks
1)	Beasley, Atl. (LB)	10.5
2t)	Avril, Sea. (DE)	10.0
2t)	Kerrigan, Was. (LB)	10.0
4)	Hunter, Min. (DE)	9.5
5t)	Jones, Ariz (LB)	8.0
5t)	Murphy, Was. (DE)	8.0
5t)	Perry, G.B. (LB)	8.0
5t)	Vernon, NY-G (DE)	8.0
9t)	Clark, Sea. (DE)	7.5
9t)	Young, Chi. (LB)	7.5
11t)	*Floyd, Chi. (LB)	7.0
11t)	M. Golden, Ariz (LB)	7.0
11t)	Hyder, Det. (DE)	7.0
11t)	McCoy, T.B. (DT)	7.0
11t)	Pierre-Paul, NY-G (DE)	7.0
16t)	Addison, Car. (DE)	6.5
16t)	Peppers, G.B. (LB)	6.5
18t)	Donald, L.A. (DT)	6.0
18t)	Griffen, Min. (DE)	6.0
18t)	Hicks, Chi. (DE)	6.0
18t)	Robison, Min. (DE)	6.0
22)	*N. Spence, T.B. (DE)	5.5
23t)	Brooks, S.F. (LB)	5.0
23t)	Graham, Phi. (DE)	5.0
23t)	Jordan, N.O. (DE)	5.0
26t)	Ayers, T.B. (DE)	4.5
26t)	Clayborn, Atl. (DE)	4.5
26t)	Fairley, N.O. (DT)	4.5
26t)	Taylor, Det. (DE)	4.5
30t)	Barwin, Phi. (DE)	4.0
30t)	Campbell, Ariz (DE)	4.0
30t)	Cox, Phi. (DT)	4.0
30t)	Ellerbe, N.O. (LB)	4.0
30t)	C. Johnson, Car. (DE)	4.0
30t)	Lotulelei, Car. (DT)	4.0
30t)	Matthews, G.B. (LB)	4.0
30t)	Quinn, L.A. (DE)	4.0
38t)	T. Crawford, Dal. (DE)	3.5
38t)	Minter, Ariz (LB)	3.5
38t)	P. Smith, Was. (LB)	3.5
41t)	Alexander, T.B. (LB)	3.0
41t)	Baker, Was. (DE)	3.0
41t)	Bennett, Sea. (DE)	3.0
41t)	Bryant, Cle.-Det. (LB)	3.0
41t)	*Buckner, S.F. (DE)	3.0
41t)	Burnett, G.B. (DB)	3.0
41t)	Collins, NY-G (DB)	3.0
41t)	*M. Collins, Dal. (DT)	3.0
41t)	Daniels, G.B. (DE)	3.0
41t)	Ealy, Car. (DE)	3.0
41t)	Freeney, Atl. (DE)	3.0
41t)	Joseph, Min. (DT)	3.0
41t)	Mayowa, Dal. (DE)	3.0
41t)	*Rankins, N.O. (DT)	3.0
41t)	Short, Car. (DT)	3.0
41t)	Wright, Sea. (LB)	3.0

WEEK 13 / THROUGH MONDAY, DECEMBER 5, 2016**NFC / FUMBLE RECOVERIES**

Rank	Player, Team	TotRec	OffRec	DefRec
1)	*Wentz, Phi.	6	6	0
2t)	Cousins, Was.	5	5	0
2t)	Palmer, Ariz	5	5	0
4t)	*Elliott, Dal.	3	3	0
4t)	*Garnett, S.F.	3	3	0
4t)	*Howard, Chi.	3	3	0
4t)	Keenum, L.A.	3	3	0
4t)	Keo, Den.-N.O.	3	1	2
4t)	*Prescott, Dal.	3	3	0
4t)	Sproles, Phi.	3	3	0
4t)	Watford, Ariz	3	3	0
4t)	Wilson, Sea.	3	3	0
4t)	Winston, T.B.	3	3	0
14t)	*Apple, NY-G	2	1	1
14t)	Bradford, Min.	2	2	0
14t)	*Buckner, S.F.	2	0	2
14t)	Cobb, G.B.	2	1	1
14t)	Compton, Was.	2	0	2
14t)	T. Crawford, Dal.	2	0	2
14t)	Cunningham, L.A.	2	2	0
14t)	Cutler, Chi.	2	2	0
14t)	Davis, Car.	2	0	2
14t)	Glowinski, Sea.	2	2	0
14t)	Thompson, Car.	2	0	2
14t)	Griffen, Min.	2	0	2
14t)	Hoyer, Chi.	2	2	0
14t)	Humphries, T.B.	2	2	0
14t)	Jefferson, Ariz	2	0	2
14t)	Jones, Ariz	2	0	2
14t)	Jones, Was.	2	2	0
14t)	Kaepernick, S.F.	2	2	0
14t)	Kruger, N.O.	2	0	2
14t)	McCoy, T.B.	2	0	2
14t)	*Poole, Atl.	2	0	2
14t)	Ryan, Sea.	2	2	0
14t)	Ryan, Atl.	2	2	0
14t)	Sendejo, Min.	2	0	2
14t)	H. Smith, Min.	2	1	1
14t)	Stupar, N.O.	2	0	2
14t)	Thielen, Min.	2	2	0
14t)	*Thomas, N.O.	2	2	0
14t)	Whitehead, Dal.	2	2	0
14t)	Wilson, Det.	2	1	1

WEEK 13 / THROUGH MONDAY, DECEMBER 5, 2016**NFC / OFFENSIVE FUMBLE RECOVERIES**

Rank	Player, Team	Ret	Yards	Avg	Long	TD
1)	*Wentz, Phi.	6	0	0.0	0	0
2t)	Cousins, Was.	5	0	0.0	0	0
2t)	Palmer, Ariz	5	0	0.0	0	0
4t)	*Elliott, Dal.	3	0	0.0	0	0
4t)	*Garnett, S.F.	3	0	0.0	0	0
4t)	*Howard, Chi.	3	0	0.0	0	0
4t)	Keenum, L.A.	3	0	0.0	0	0
4t)	*Prescott, Dal.	3	0	0.0	0	0
4t)	Sproles, Phi.	3	0	0.0	0	0
4t)	Watford, Ariz	3	0	0.0	0	0
4t)	Wilson, Sea.	3	0	0.0	0	0
4t)	Winston, T.B.	3	0	0.0	0	0
13t)	*Thomas, N.O.	2	10	5.0	10	0
13t)	Bradford, Min.	2	0	0.0	0	0
13t)	Cunningham, L.A.	2	0	0.0	0	0
13t)	Cutler, Chi.	2	0	0.0	0	0
13t)	Glowinski, Sea.	2	0	0.0	0	0
13t)	Hoyer, Chi.	2	0	0.0	0	0
13t)	Humphries, T.B.	2	0	0.0	0	0
13t)	Jones, Was.	2	0	0.0	0	0
13t)	Kaepernick, S.F.	2	0	0.0	0	0
13t)	Ryan, Sea.	2	0	0.0	0	0
13t)	Ryan, Atl.	2	0	0.0	0	0
13t)	Thielen, Min.	2	0	0.0	0	0
13t)	Whitehead, Dal.	2	0	0.0	0	0

NFC / DEFENSIVE FUMBLE RECOVERIES

Rank	Player, Team	Ret	Yards	Avg	Long	TD
1t)	Davis, Car.	2	46	23.0	46t	1
1t)	*Poole, Atl.	2	10	5.0	10	0
1t)	Thompson, Car.	2	9	4.5	9t	1
1t)	Sendejo, Min.	2	5	2.5	3	0
1t)	Kruger, N.O.	2	1	0.5	1	0
1t)	*Buckner, S.F.	2	0	0.0	0	0
1t)	Compton, Was.	2	0	0.0	0	0
1t)	T. Crawford, Dal.	2	0	0.0	0	0
1t)	Griffen, Min.	2	0	0.0	0	0
1t)	Jefferson, Ariz	2	0	0.0	0	0
1t)	Jones, Ariz	2	0	0.0	0	0
1t)	Keo, Den.-N.O.	2	0	0.0	0	0
1t)	McCoy, T.B.	2	0	0.0	0	0
1t)	Stupar, N.O.	2	0	0.0	0	0

WEEK 13 / THROUGH MONDAY, DECEMBER 5, 2016

NFL / LEADING PASSERS

Player, Team	Att	Comp	Pct		Avg		Pct			Pct Rating	
			Comp	Yds	Gain	TD	TD	Long	Int	Int	Points
Brady, N.E.	302	208	68.9	2470	8.18	19	6.3	63	1	0.3	113.1
Ryan, Atl.	414	284	68.6	3813	9.21	27	6.5	76t	7	1.7	112.3
*Prescott, Dal.	358	243	67.9	2974	8.31	19	5.3	83t	2	0.6	108.6
Brees, N.O.	500	357	71.4	3913	7.83	30	6.0	98t	11	2.2	105.0
Mariota, Ten.	378	243	64.3	2998	7.93	25	6.6	60	8	2.1	101.9
Stafford, Det.	433	291	67.2	3224	7.45	21	4.8	73t	5	1.2	100.5
Carr, Oak.	458	300	65.5	3375	7.37	24	5.2	75t	5	1.1	100.3
Cousins, Was.	474	320	67.5	3811	8.04	21	4.4	70t	8	1.7	99.6
Roethlisberger, Pit.	409	266	65.0	3034	7.42	25	6.1	72t	8	2.0	99.4
A. Rodgers, G.B.	479	309	64.5	3283	6.85	29	6.1	58	7	1.5	98.5
Luck, Ind.	403	258	64.0	3105	7.70	23	5.7	64t	8	2.0	98.3
Hoyer, Chi.	200	134	67.0	1445	7.22	6	3.0	64	0	0.0	98.0
Bradford, Min.	393	280	71.2	2662	6.77	13	3.3	46	3	0.8	97.5
Wilson, Sea.	404	264	65.3	3142	7.78	12	3.0	59	5	1.2	93.7
Rivers, S.D.	425	266	62.6	3353	7.89	25	5.9	59	14	3.3	93.0
Dalton, Cin.	439	282	64.2	3375	7.69	14	3.2	71	6	1.4	92.6
*Kessler, Cle.	192	126	65.6	1369	7.13	6	3.1	44	2	1.0	92.6
A. Smith, K.C.	371	250	67.4	2567	6.92	11	3.0	46t	4	1.1	92.5
Tannehill, Mia.	369	246	66.7	2800	7.59	16	4.3	74t	11	3.0	91.3
Winston, T.B.	436	269	61.7	3180	7.29	23	5.3	45t	12	2.8	90.0
Siemian, Den.	325	195	60.0	2396	7.37	15	4.6	76t	7	2.2	89.2
Manning, NY-G	452	285	63.1	3097	6.85	22	4.9	75t	12	2.7	88.3
Palmer, Ariz	460	282	61.3	3231	7.02	18	3.9	58	11	2.4	85.5
Kaepernick, S.F.	213	116	54.5	1444	6.78	10	4.7	65t	3	1.4	85.5
Taylor, Buf.	348	211	60.6	2292	6.59	11	3.2	84t	5	1.4	84.6
Flacco, Bal.	497	321	64.6	3258	6.56	15	3.0	95t	11	2.2	84.1
Newton, Car.	371	203	54.7	2614	7.05	14	3.8	88t	8	2.2	80.6
*Wentz, Phi.	452	285	63.1	2901	6.42	12	2.7	73t	11	2.4	80.1
Bortles, Jac.	483	282	58.4	2930	6.07	20	4.1	51t	15	3.1	76.9
Keenum, L.A.	313	191	61.0	2169	6.93	9	2.9	65t	11	3.5	76.8
Osweiler, Hou.	435	260	59.8	2509	5.77	14	3.2	53	13	3.0	74.2
Fitzpatrick, NY-J	342	195	57.0	2333	6.82	10	2.9	57	14	4.1	70.7

NFL / LEADING PASSERS, RANKS

Player, Team	Att	Comp	Pct		Avg		Pct			Pct Rating	
			Comp	Yds	Gain	TD	TD	Long	Int	Int	Points
Brady, N.E.	29	25	3	25	3	14t	3		2	2	1
Ryan, Atl.	15	9	4	2	1	3	2		13t	15	2
*Prescott, Dal.	24	22t	5	17	2	14t	9		3t	3	3
Brees, N.O.	1	1	1	1	7	1	6		21t	21	4
Mariota, Ten.	20	22t	17	16	5	4t	1		16t	18	5
Stafford, Det.	13	6	8	10	12	11t	13		8t	8	6
Carr, Oak.	7	5	12	4t	15	7	11		8t	7	7
Cousins, Was.	5	3	6	3	4	11t	16		16t	14	8
Roethlisberger, Pit.	16	15t	14	15	13	4t	4		16t	16	9
A. Rodgers, G.B.	4	4	16	7	23	2	5		13t	13	10
Luck, Ind.	18	19	19	13	9	8t	8		16t	17	11
Hoyer, Chi.	31	30	9	30	17	31t	27		1	1	12
Bradford, Min.	19	13	2	21	27	23	21		5t	4	13
Wilson, Sea.	17	17	13	12	8	24t	28		8t	9	14
Rivers, S.D.	14	15t	22	6	6	4t	7		30t	30	15
Dalton, Cin.	10	10t	18	4t	10	20t	23		12	10	16
*Kessler, Cle.	32	31	11	32	18	31t	25		3t	5	17
A. Smith, K.C.	21t	20	7	23	22	26t	29		7	6	18
Tannehill, Mia.	23	21	10	20	11	17	17		21t	27	19
Winston, T.B.	11	14	23	11	16	8t	10		27t	26	20
Siemian, Den.	27	27t	27	26	14	18t	15		13t	19	21
Manning, NY-G	8t	7t	20t	14	24	10	12		27t	25	22
Palmer, Ariz	6	10t	24	9	20	16	19		21t	23	23
Kaepernick, S.F.	30	32	32	31	26	28t	14		5t	11	24
Taylor, Buf.	25	24	26	28	28	26t	24		8t	12	25
Flacco, Bal.	2	2	15	8	29	18t	26		21t	22	26
Newton, Car.	21t	26	31	22	19	20t	20		16t	20	27
*Wentz, Phi.	8t	7t	20t	19	30	24t	32		21t	24	28
Bortles, Jac.	3	10t	29	18	31	13	18		32	29	29
Keenum, L.A.	28	29	25	29	21	30	31		21t	31	30
Osweiler, Hou.	12	18	28	24	32	20t	22		29	28	31
Fitzpatrick, NY-J	26	27t	30	27	25	28t	30		30t	32	32

WEEK 13 / THROUGH MONDAY, DECEMBER 5, 2016**NFL / FOURTH-QUARTER PASSING LEADERS**

Rank	Player, Team	Att	Comp	Comp%	Yards	YPA	TD	TD%	Int	Int%	Rating
1)	Carr, Oak.	111	72	64.9	1023	9.22	10	9.0	1	0.9	120.8
2)	Siemian, Den.	82	50	61.0	820	10.00	8	9.8	2	2.4	116.9
3)	Brady, N.E.	71	49	69.0	652	9.18	3	4.2	0	0.0	111.9
4)	*Prescott, Dal.	89	61	68.5	709	7.97	5	5.6	0	0.0	111.1
5)	Roethlisberger, Pit.	108	73	67.6	870	8.06	7	6.5	1	0.9	109.7
6)	A. Rodgers, G.B.	109	70	64.2	883	8.10	9	8.3	2	1.8	109.2
7)	*Lynch, Den.	30	20	66.7	198	6.60	2	6.7	0	0.0	107.4
8)	Stafford, Det.	109	75	68.8	916	8.40	6	5.5	2	1.8	105.1
9)	Brees, N.O.	149	107	71.8	1149	7.71	11	7.4	5	3.4	104.7
10)	Cousins, Was.	118	79	66.9	1029	8.72	7	5.9	3	2.5	103.4
11)	Luck, Ind.	119	75	63.0	932	7.83	8	6.7	2	1.7	102.6
12)	Hoyer, Chi.	70	48	68.6	509	7.27	2	2.9	0	0.0	99.0
13)	Ryan, Atl.	87	50	57.5	763	8.77	7	8.0	3	3.4	99.0
14)	Bradford, Min.	117	88	75.2	807	6.90	4	3.4	2	1.7	97.8
15)	A. Smith, K.C.	106	73	68.9	704	6.64	5	4.7	2	1.9	95.0
16)	Tannehill, Mia.	102	65	63.7	749	7.34	7	6.9	4	3.9	92.3
17)	Mariota, Ten.	108	68	63.0	717	6.64	7	6.5	3	2.8	92.2
18)	Wilson, Sea.	119	75	63.0	855	7.18	4	3.4	1	0.8	92.2
19)	Winston, T.B.	113	67	59.3	734	6.50	6	5.3	2	1.8	88.9
20)	Bortles, Jac.	168	100	59.5	1092	6.50	10	6.0	4	2.4	88.7
21)	Osweiler, Hou.	127	79	62.2	724	5.70	5	3.9	2	1.6	84.2
22)	Palmer, Ariz.	129	82	63.6	881	6.83	7	5.4	7	5.4	79.0
23)	Manning, NY-G	120	73	60.8	867	7.23	6	5.0	6	5.0	78.7
24)	Newton, Car.	87	50	57.5	649	7.46	3	3.4	3	3.4	78.2
25)	Dalton, Cin.	120	74	61.7	769	6.41	3	2.5	3	2.5	78.1
26)	Flacco, Bal.	119	68	57.1	679	5.71	4	3.4	2	1.7	77.7
27)	Taylor, Buf.	82	44	53.7	481	5.87	4	4.9	2	2.4	77.3
28)	*Kessler, Cle.	49	28	57.1	320	6.53	1	2.0	1	2.0	75.2
29)	Rivers, S.D.	113	69	61.1	825	7.30	4	3.5	6	5.3	73.1
30)	Kaepernick, S.F.	83	39	47.0	405	4.88	2	2.4	0	0.0	69.6
31)	*Wentz, Phi.	136	83	61.0	758	5.57	1	0.7	3	2.2	69.4
32)	Cutler, Chi.	33	19	57.6	233	7.06	0	0.0	1	3.0	66.9
33)	McCown, Cle.	75	41	54.7	457	6.09	3	4.0	4	5.3	64.1
34)	Barkley, Chi.	46	22	47.8	267	5.80	2	4.3	2	4.3	62.5
35)	Keenum, L.A.	98	52	53.1	547	5.58	4	4.1	5	5.1	61.9
36)	Gabbert, S.F.	57	30	52.6	351	6.16	2	3.5	4	7.0	54.1
37)	Petty, NY-J	31	15	48.4	151	4.87	1	3.2	2	6.5	46.6
38)	Fitzpatrick, NY-J	86	45	52.3	572	6.65	2	2.3	9	10.5	41.6

NFL / THIRD-DOWN PASSING LEADERS

Rank	Player, Team	Att	Comp	Comp%	Yards	YPA	TD	TD%	Int	Int%	Rating
1)	Brady, N.E.	80	54	67.5	860	10.75	7	8.8	0	0.0	132.3
2)	Roethlisberger, Pit.	107	64	59.8	913	8.53	11	10.3	1	0.9	117.9
3)	Mariota, Ten.	116	75	64.7	1041	8.97	10	8.6	3	2.6	111.3
4)	Brees, N.O.	123	85	69.1	1010	8.21	11	8.9	4	3.3	110.1
5)	Ryan, Atl.	93	64	68.8	717	7.71	4	4.3	0	0.0	105.9
6)	Siemian, Den.	89	55	61.8	733	8.24	8	9.0	3	3.4	103.8
7)	A. Rodgers, G.B.	122	78	63.9	1026	8.41	11	9.0	5	4.1	103.4
8)	*Prescott, Dal.	98	65	66.3	817	8.34	4	4.1	1	1.0	101.4
9)	Cousins, Was.	122	79	64.8	1046	8.57	8	6.6	4	3.3	100.0
10)	Carr, Oak.	124	74	59.7	872	7.03	7	5.6	0	0.0	99.9
11)	Stafford, Det.	114	75	65.8	988	8.67	4	3.5	2	1.8	97.4
12)	Bradford, Min.	111	76	68.5	721	6.50	5	4.5	2	1.8	93.7
13)	Dalton, Cin.	123	76	61.8	943	7.67	5	4.1	2	1.6	92.3
14)	Winston, T.B.	120	77	64.2	929	7.74	6	5.0	4	3.3	90.6
15)	Palmer, Ariz.	118	77	65.3	859	7.28	5	4.2	3	2.5	90.3
16)	Keenum, L.A.	90	54	60.0	625	6.94	5	5.6	2	2.2	90.3
17)	Taylor, Buf.	94	53	56.4	652	6.94	5	5.3	2	2.1	86.8
18)	Flacco, Bal.	135	80	59.3	896	6.64	5	3.7	2	1.5	85.3
19)	Tannehill, Mia.	109	63	57.8	788	7.23	5	4.6	3	2.8	84.2
20)	Luck, Ind.	95	54	56.8	658	6.93	5	5.3	3	3.2	82.7
21)	Rivers, S.D.	108	66	61.1	715	6.62	4	3.7	3	2.8	81.4
22)	Newton, Car.	113	57	50.4	851	7.53	5	4.4	3	2.7	79.2
23)	Manning, NY-G	120	63	52.5	726	6.05	6	5.0	3	2.5	77.3
24)	*Wentz, Phi.	111	62	55.9	692	6.23	3	2.7	2	1.8	76.1
25)	Wilson, Sea.	107	57	53.3	793	7.41	2	1.9	2	1.9	75.8
26)	Osweiler, Hou.	120	71	59.2	747	6.23	3	2.5	3	2.5	75.2
27)	A. Smith, K.C.	92	52	56.5	484	5.26	1	1.1	1	1.1	70.2
28)	Fitzpatrick, NY-J	93	49	52.7	558	6.00	0	0.0	4	4.3	53.1
29)	Bortles, Jac.	132	73	55.3	705	5.34	5	3.8	10	7.6	51.5

WEEK 13 / THROUGH MONDAY, DECEMBER 5, 2016**NFL / LEADING RUSHERS**

Rank	Player, Team	Att	Yards	Avg	Long	TD
1)	*Elliott, Dal.	263	1285	4.9	60t	12
2)	Murray, Ten.	229	1043	4.6	75t	8
3)	D. Johnson, Ariz	228	1005	4.4	58t	11
4)	Gordon, S.D.	251	992	4.0	48	10
5)	Blount, N.E.	230	957	4.2	44	13
6)	McCoy, Buf.	174	949	5.5	75t	9
7)	Ajayi, Mia.	173	908	5.2	62t	7
8)	L. Miller, Hou.	225	903	4.0	45	3
9)	*Howard, Chi.	181	883	4.9	69	5
10)	Bell, Pit.	180	817	4.5	44	3
11)	Freeman, Atl.	176	785	4.5	48	7
12)	Forte, NY-J	211	784	3.7	32	7
13)	Ingram, N.O.	143	758	5.3	75t	3
14)	Gore, Ind.	198	749	3.8	22	4
15)	Ware, K.C.	163	734	4.5	46	3
16)	Hyde, S.F.	174	686	3.9	34	6
17)	Gurley, L.A.	211	679	3.2	24t	4
18)	Hill, Cin.	170	677	4.0	74t	7
19)	West, Bal.	163	650	4.0	35	5
20)	Crowell, Cle.	145	605	4.2	85t	5
21)	Murray, Oak.	140	553	4.0	42	11
22)	*Kelley, Was.	112	524	4.7	66	4
23)	Stewart, Car.	138	511	3.7	47	7
24)	*Booker, Den.	146	510	3.5	18	3
25)	Michael, Sea.-G.B.	127	492	3.9	41t	6
26)	Taylor, Buf. (QB)	73	469	6.4	49	6
27)	Jones, Was.	99	460	4.6	57	3
28)	C. Anderson, Den.	110	437	4.0	28	4
29)	Mathews, Phi.	102	427	4.2	30	7
30t)	Hightower, N.O.	105	422	4.0	30	1
30t)	Rodgers, T.B.	95	422	4.4	45	1
32)	Jennings, NY-G	121	414	3.4	25	2
33)	Kaepernick, S.F. (QB)	52	393	7.6	30	1
34)	Gillislee, Buf.	64	375	5.9	44t	6
35)	Yeldon, Jac.	103	373	3.6	16	1
36)	Lacy, G.B.	71	360	5.1	31	0
37t)	McKinnon, Min.	115	357	3.1	25	1
37t)	*Richard, Oak.	62	357	5.8	75t	1
37t)	Riddick, Det.	92	357	3.9	42	1
40)	Ivory, Jac.	93	350	3.8	42	2
41)	Sproles, Phi.	73	339	4.6	19	1
42)	Bernard, Cin.	91	337	3.7	17	2
43)	Bortles, Jac. (QB)	47	323	6.9	27	2
44)	Asiata, Min.	96	317	3.3	29	5
45)	Martin, T.B.	105	313	3.0	17	2
46)	*Henry, Ten.	70	312	4.5	22	2
47)	Powell, NY-J	49	311	6.3	35t	1
48)	Mariota, Ten. (QB)	49	310	6.3	41	2
49)	*Smallwood, Phi.	74	309	4.2	19	1
50)	*Washington, Oak.	63	302	4.8	30	0

WEEK 13 / THROUGH MONDAY, DECEMBER 5, 2016**NFL / THIRD-AND-ONE RUSHING LEADERS**

Rank	Player, Team	Att	FD	Pct
1t)	Gillislee, Buf.	7	7	100.0
1t)	Jones, Was.	6	6	100.0
1t)	Kuhn, N.O.	6	6	100.0
1t)	Hyde, S.F.	4	4	100.0
1t)	Stewart, Car.	4	4	100.0
1t)	Ajayi, Mia.	3	3	100.0
1t)	Freeman, Atl.	3	3	100.0
1t)	*Kelley, Was.	3	3	100.0
1t)	Lasike, Chi.	3	3	100.0
1t)	Mariota, Ten.	3	3	100.0
1t)	Powell, NY-J	3	3	100.0
1t)	Siemian, Den.	3	3	100.0
13)	Newton, Car.	8	7	87.5
14t)	Bell, Pit.	7	6	85.7
14t)	Murray, Oak.	7	6	85.7
16t)	Forte, NY-J	6	5	83.3
16t)	Jennings, NY-G	6	5	83.3
16t)	Luck, Ind.	6	5	83.3
19t)	Gurley, L.A.	10	8	80.0
19t)	Ware, K.C.	10	8	80.0
19t)	Felton, Buf.	5	4	80.0
22)	D. Johnson, Ariz	9	7	77.8
23t)	*Elliott, Dal.	12	9	75.0
23t)	Cousins, Was.	4	3	75.0
23t)	L. Miller, Hou.	4	3	75.0
26)	Gordon, S.D.	11	8	72.7
27t)	Asiata, Min.	9	6	66.7
27t)	Murray, Ten.	9	6	66.7
29t)	Blount, N.E.	5	3	60.0
29t)	Coleman, Atl.	5	3	60.0
29t)	*Henry, Ten.	5	3	60.0
29t)	A. Rodgers, G.B.	5	3	60.0
29t)	West, Bal.	5	3	60.0
34)	*Booker, Den.	6	3	50.0
35)	C. Anderson, Den.	8	3	37.5

WEEK 13 / THROUGH MONDAY, DECEMBER 5, 2016**NFL / LEADERS IN RECEPTIONS**

Rank	Player, Team	Rec	Yards	Avg	Long	TD
1t)	Brown, Pit.	88	1052	12.0	51	11
1t)	Fitzgerald, Ariz	88	880	10.0	32	5
3)	Evans, T.B.	76	1058	13.9	45t	10
4t)	Beckham, NY-G	75	1015	13.5	75t	8
4t)	Landry, Mia.	75	820	10.9	42t	2
4t)	Diggs, Min.	75	806	10.7	46	2
7t)	J. Jones, Atl.	72	1253	17.4	75t	5
7t)	Edelman, N.E.	72	718	10.0	33	2
9t)	Hilton, Ind.	69	1088	15.8	63t	5
9t)	Nelson, G.B.	69	872	12.6	58	10
9t)	*Thomas, N.O.	69	831	12.0	35	7
12t)	Cooper, Oak.	68	981	14.4	64t	4
12t)	Baldwin, Sea.	68	832	12.2	59	5
14)	Crabtree, Oak.	67	785	11.7	56	7
15t)	Green, Cin.	66	964	14.6	54t	4
15t)	Thomas, Den.	66	799	12.1	55t	5
17t)	Kelce, K.C. (TE)	65	815	12.5	44	3
17t)	Tate, Det.	65	762	11.7	66t	3
19t)	Sanders, Den.	64	858	13.4	64	4
19t)	D. Johnson, Ariz (RB)	64	704	11.0	58	4
21)	Bell, Pit. (RB)	63	501	8.0	23	1
22)	Pryor, Cle.	62	855	13.8	54	4
23t)	Olsen, Car. (TE)	61	820	13.4	78t	3
23t)	Pitta, Bal. (TE)	61	529	8.7	30	2
25)	Beasley, Dal.	60	670	11.2	47	5
26t)	Adams, G.B.	59	793	13.4	50	8
26t)	Garcon, Was.	59	714	12.1	70t	2
26t)	Reed, Was. (TE)	59	630	10.7	33	5
29t)	Cooks, N.O.	58	809	13.9	98t	6
29t)	Crowder, Was.	58	767	13.2	55t	7
29t)	Hopkins, Hou.	58	668	11.5	44t	4
32t)	Wallace, Bal.	57	851	14.9	95t	4
32t)	Graham, Sea. (TE)	57	769	13.5	40	5
32t)	Matthews, Phi.	57	686	12.0	54	3
32t)	Cobb, G.B.	57	577	10.1	47	4
36t)	Britt, L.A.	56	855	15.3	66	5
36t)	A. Robinson, Jac.	56	622	11.1	35	6
38t)	S. Smith, Bal.	54	589	10.9	52t	3
38t)	Rudolph, Min. (TE)	54	513	9.5	22	5
40t)	Ty. Williams, S.D.	53	837	15.8	51t	6
40t)	B. Marshall, NY-J	53	711	13.4	41	3
40t)	Snead, N.O.	53	631	11.9	49	4
40t)	Riddick, Det. (RB)	53	371	7.0	23	5
44t)	Thielen, Min.	52	657	12.6	36t	3
44t)	Witten, Dal. (TE)	52	553	10.6	35	2
44t)	Boldin, Det.	52	432	8.3	29	6
47t)	Benjamin, Car.	50	754	15.1	50	5
47t)	*Hill, K.C.	50	481	9.6	49	5
49t)	Walker, Ten. (TE)	49	657	13.4	47	6
49t)	Lee, Jac.	49	615	12.6	51	2
49t)	Sanu, Atl.	49	521	10.6	59	3

WEEK 13 / THROUGH MONDAY, DECEMBER 5, 2016**NFL / RECEIVING YARDAGE LEADERS**

Rank	Player, Team	Yards	Rec	Avg	Long	TD
1)	J. Jones, Atl.	1253	72	17.4	75t	5
2)	Hilton, Ind.	1088	69	15.8	63t	5
3)	Evans, T.B.	1058	76	13.9	45t	10
4)	Brown, Pit.	1052	88	12.0	51	11
5)	Beckham, NY-G	1015	75	13.5	75t	8
6)	Cooper, Oak.	981	68	14.4	64t	4
7)	Green, Cin.	964	66	14.6	54t	4
8)	Fitzgerald, Ariz	880	88	10.0	32	5
9)	Nelson, G.B.	872	69	12.6	58	10
10)	Sanders, Den.	858	64	13.4	64	4
11t)	Britt, L.A.	855	56	15.3	66	5
11t)	Pryor, Cle.	855	62	13.8	54	4
13)	Wallace, Bal.	851	57	14.9	95t	4
14)	Ty. Williams, S.D.	837	53	15.8	51t	6
15)	Baldwin, Sea.	832	68	12.2	59	5
16)	*Thomas, N.O.	831	69	12.0	35	7
17t)	Landry, Mia.	820	75	10.9	42t	2
17t)	Olsen, Car. (TE)	820	61	13.4	78t	3
19)	Kelce, K.C. (TE)	815	65	12.5	44	3
20)	Cooks, N.O.	809	58	13.9	98t	6
21)	Diggs, Min.	806	75	10.7	46	2
22)	Thomas, Den.	799	66	12.1	55t	5
23)	Adams, G.B.	793	59	13.4	50	8
24)	Crabtree, Oak.	785	67	11.7	56	7
25)	Graham, Sea. (TE)	769	57	13.5	40	5
26)	Crowder, Was.	767	58	13.2	55t	7
27)	Tate, Det.	762	65	11.7	66t	3
28)	Benjamin, Car.	754	50	15.1	50	5
29)	M. Jones, Det.	730	42	17.4	73t	4
30)	Edelman, N.E.	718	72	10.0	33	2
31)	Garcon, Was.	714	59	12.1	70t	2
32)	B. Marshall, NY-J	711	53	13.4	41	3
33)	D. Johnson, Ariz (RB)	704	64	11.0	58	4
34)	Matthews, Phi.	686	57	12.0	54	3
35)	Beasley, Dal.	670	60	11.2	47	5
36)	Matthews, Ten.	669	48	13.9	60	7
37)	Hopkins, Hou.	668	58	11.5	44t	4
38t)	Thielen, Min.	657	52	12.6	36t	3
38t)	Walker, Ten. (TE)	657	49	13.4	47	6
40)	Enunwa, NY-J	653	44	14.8	69t	4
41)	D. Jackson, Was.	644	39	16.5	67t	3
42)	Bryant, Dal.	634	37	17.1	56	6
43)	Snead, N.O.	631	53	11.9	49	4
44t)	Jeffery, Chi.	630	40	15.8	54	1
44t)	Reed, Was. (TE)	630	59	10.7	33	5
46)	A. Robinson, Jac.	622	56	11.1	35	6
47)	Lee, Jac.	615	49	12.6	51	2
48)	S. Smith, Bal.	589	54	10.9	52t	3
49)	Parker, Mia.	583	44	13.3	56	3
50)	Cobb, G.B.	577	57	10.1	47	4

WEEK 13 / THROUGH MONDAY, DECEMBER 5, 2016**NFL / THIRD-DOWN RECEIVING LEADERS**

Rank	Player, Team	Rec	Yards	Avg	Long	TD
1t)	Landry, Mia.	23	255	11.1	39	0
1t)	D. Johnson, Ariz (RB)	23	239	10.4	24	2
3t)	Evans, T.B.	22	331	15.0	39	3
3t)	Cobb, G.B.	22	280	12.7	47	1
5t)	Reed, Was. (TE)	21	279	13.3	33	1
5t)	Hopkins, Hou.	21	222	10.6	24	0
7t)	Crowder, Was.	20	337	16.9	55t	4
7t)	Crabtree, Oak.	20	287	14.4	56	3
7t)	Beasley, Dal.	20	219	11.0	29	2
7t)	Snead, N.O.	20	218	10.9	24	0
7t)	Britt, L.A.	20	205	10.3	34	1
7t)	Rudolph, Min. (TE)	20	165	8.3	22	3
13t)	Cooper, Oak.	19	312	16.4	34t	1
13t)	Tate, Det.	19	300	15.8	66t	2
13t)	Pitta, Bal. (TE)	19	194	10.2	30	1
13t)	Boldin, Det.	19	181	9.5	29	1
13t)	D. Johnson, Cle. (RB)	19	177	9.3	28	0
13t)	Fitzgerald, Ariz	19	165	8.7	19	0
19t)	Thielen, Min.	18	276	15.3	29	2
19t)	*Boyd, Cin.	18	189	10.5	22	1
19t)	A. Robinson, Jac.	18	174	9.7	19	1
22t)	Baldwin, Sea.	17	273	16.1	59	2
22t)	Ty. Williams, S.D.	17	243	14.3	44t	1
22t)	Hilton, Ind.	17	219	12.9	27	1
22t)	Olsen, Car. (TE)	17	183	10.8	34	2
26t)	Nelson, G.B.	16	253	15.8	39	4
26t)	Thomas, Den.	16	239	14.9	55t	4
26t)	Brown, Pit.	16	228	14.3	26t	3
26t)	Matthews, Phi.	16	223	13.9	54	1
26t)	Edelman, N.E.	16	205	12.8	33	1
26t)	Royal, Chi.	16	204	12.8	64	0
26t)	Beckham, NY-G	16	174	10.9	26	1
26t)	Brate, T.B. (TE)	16	172	10.8	20	1
26t)	Diggs, Min.	16	165	10.3	33	0
26t)	Murray, Ten. (RB)	16	158	9.9	35	1
26t)	Powell, NY-J (RB)	16	99	6.2	11	1
37t)	Sanders, Den.	15	205	13.7	41t	1
37t)	Lee, Jac.	15	200	13.3	38	1
37t)	B. Marshall, NY-J	15	185	12.3	41	0
37t)	Kelce, K.C. (TE)	15	173	11.5	21	0
41t)	Benjamin, Car.	14	261	18.6	44t	1
41t)	Pryor, Cle.	14	201	14.4	36	1
41t)	*Shepard, NY-G	14	179	12.8	32	2
41t)	Amendola, N.E.	14	173	12.4	32	2
41t)	Sanu, Atl.	14	158	11.3	22	0
41t)	Gates, S.D. (TE)	14	147	10.5	17	1
41t)	Barnidge, Cle. (TE)	14	143	10.2	17	1
41t)	Austin, L.A.	14	138	9.9	43t	3
49t)	Graham, Sea. (TE)	13	212	16.3	40	1
49t)	Quick, L.A.	13	206	15.8	65t	2
49t)	Walker, Ten. (TE)	13	203	15.6	47	2
49t)	Wright, Ten.	13	190	14.6	48	1
49t)	Green, Cin.	13	189	14.5	48t	1
49t)	Wallace, Bal.	13	187	14.4	66t	1
49t)	*Thomas, N.O.	13	164	12.6	35	1
49t)	Witten, Dal. (TE)	13	128	9.8	31	0
49t)	J. White, N.E. (RB)	13	100	7.7	19t	1

WEEK 13 / THROUGH MONDAY, DECEMBER 5, 2016**NFL / LEADING SCORERS, NONKICKERS**

Rank	Player, Team	TD	Rush	Rec	Ret	X2	Pts
1)	D. Johnson, Ariz (RB)	15	11	4	0	0	90
2t)	Blount, N.E. (RB)	13	13	0	0	0	78
2t)	*Elliott, Dal. (RB)	13	12	1	0	0	78
4)	Gordon, S.D. (RB)	12	10	2	0	0	72
5t)	Brown, Pit. (WR)	11	0	11	0	0	66
5t)	Murray, Ten. (RB)	11	8	3	0	0	66
5t)	Murray, Oak. (RB)	11	11	0	0	0	66
8)	Evans, T.B. (WR)	10	0	10	0	2	64
9)	McCoy, Buf. (RB)	10	9	1	0	1	62
10)	Nelson, G.B. (WR)	10	0	10	0	0	60
11)	Freeman, Atl. (RB)	9	7	2	0	0	54
12)	Mathews, Phi. (RB)	8	7	1	0	1	50
13t)	Adams, G.B. (WR)	8	0	8	0	0	48
13t)	Beckham, NY-G (WR)	8	0	8	0	0	48
13t)	Crowder, Was. (WR)	8	0	7	1	0	48
13t)	Forte, NY-J (RB)	8	7	1	0	0	48
17t)	Crabtree, Oak. (WR)	7	0	7	0	1	44
17t)	Hyde, S.F. (RB)	7	6	1	0	1	44
17t)	Ingram, N.O. (RB)	7	3	4	0	1	44
20t)	Ajayi, Mia. (RB)	7	7	0	0	0	42
20t)	Coleman, Atl. (RB)	7	6	1	0	0	42
20t)	Gillislee, Buf. (RB)	7	6	1	0	0	42
20t)	Gore, Ind. (RB)	7	4	3	0	0	42
20t)	Hill, Cin. (RB)	7	7	0	0	0	42
20t)	*Hill, K.C. (WR)	7	1	5	1	0	42
20t)	Matthews, Ten. (WR)	7	0	7	0	0	42
20t)	Michael, Sea.-G.B. (RB)	7	6	1	0	0	42
20t)	Stewart, Car. (RB)	7	7	0	0	0	42
20t)	*Thomas, N.O. (WR)	7	0	7	0	0	42
30t)	A. Robinson, Jac. (WR)	6	0	6	0	1	38
30t)	Taylor, Buf. (QB)	6	6	0	0	1	38
32t)	Boldin, Det. (WR)	6	0	6	0	0	36
32t)	Brate, T.B. (TE)	6	0	6	0	0	36
32t)	Bryant, Dal. (WR)	6	0	6	0	0	36
32t)	Cooks, N.O. (WR)	6	0	6	0	0	36
32t)	*Howard, Chi. (RB)	6	5	1	0	0	36
32t)	Moncrief, Ind. (WR)	6	0	6	0	0	36
32t)	Riddick, Det. (RB)	6	1	5	0	0	36
32t)	*Shepard, NY-G (WR)	6	0	6	0	0	36
32t)	Walker, Ten. (TE)	6	0	6	0	0	36
32t)	West, Bal. (RB)	6	5	1	0	0	36
32t)	Ty. Williams, S.D. (WR)	6	0	6	0	0	36
43)	Roberts, Oak. (WR)	5	0	5	0	2	34
44t)	Allen, Ind. (TE)	5	0	5	0	1	32
44t)	Newton, Car. (QB)	5	5	0	0	1	32
44t)	Pryor, Cle. (WR)	5	1	4	0	1	32
44t)	Thomas, Den. (WR)	5	0	5	0	1	32
48t)	C. Anderson, Den. (RB)	5	4	1	0	0	30
48t)	Asiata, Min. (RB)	5	5	0	0	0	30
48t)	Baldwin, Sea. (WR)	5	0	5	0	0	30
48t)	Beasley, Dal. (WR)	5	0	5	0	0	30
48t)	Benjamin, Car. (WR)	5	0	5	0	0	30
48t)	Britt, L.A. (WR)	5	0	5	0	0	30
48t)	Crowell, Cle. (RB)	5	5	0	0	0	30
48t)	Fitzgerald, Ariz (WR)	5	0	5	0	0	30
48t)	Gabriel, Atl. (WR)	5	1	4	0	0	30
48t)	Gates, S.D. (TE)	5	0	5	0	0	30
48t)	Graham, Sea. (TE)	5	0	5	0	0	30
48t)	*Henry, S.D. (TE)	5	0	5	0	0	30
48t)	Hilton, Ind. (WR)	5	0	5	0	0	30
48t)	J. Jones, Atl. (WR)	5	0	5	0	0	30
48t)	*Kelley, Was. (RB)	5	4	1	0	0	30
48t)	Kuhn, N.O. (RB)	5	4	1	0	0	30
48t)	LaFell, Cin. (WR)	5	0	5	0	0	30
48t)	*Prescott, Dal. (QB)	5	5	0	0	0	30
48t)	Reed, Was. (TE)	5	0	5	0	0	30
48t)	Rudolph, Min. (TE)	5	0	5	0	0	30
48t)	Stills, Mia. (WR)	5	0	5	0	0	30
48t)	Ware, K.C. (RB)	5	3	2	0	0	30
48t)	D. Williams, Mia. (RB)	5	3	2	0	0	30

WEEK 13 / THROUGH MONDAY, DECEMBER 5, 2016**NFL / LEADING SCORERS, KICKERS**

Rank	Player, Team	PAT	FG	Pct	Long	Pts
1)	Bryant, Atl.	37/38	27/29	.931	59	118
2)	Hopkins, Was.	27/29	28/34	.824	53	111
3)	Tucker, Bal.	20/20	28/28	1.000	57	104
4)	McManus, Den.	27/28	25/29	.862	55	102
5t)	Janikowski, Oak.	32/32	23/29	.793	56	101
5t)	Prater, Det.	23/25	26/29	.897	58	101
7)	Hauschka, Sea.	22/26	26/29	.897	53	100
8t)	Bailey, Dal.	36/36	21/23	.913	56	99
8t)	Santos, K.C.	24/26	25/28	.893	54	99
8t)	Vinatieri, Ind.	33/33	22/24	.917	54	99
11t)	Lambo, S.D.	35/38	21/25	.840	47	98
11t)	Sturgis, Phi.	23/24	25/30	.833	55	98
13t)	Gostkowski, N.E.	33/36	20/24	.833	53	93
13t)	*Lutz, N.O.	39/40	18/24	.750	57	93
15)	Crosby, G.B.	29/31	20/23	.870	46	89
16t)	Novak, Hou.	18/20	23/28	.821	53	87
16t)	Nugent, Cin.	21/26	22/27	.815	47	87
18)	Succop, Ten.	32/34	16/18	.889	51	80
19)	Gano, Car.	25/28	18/22	.818	54	79
20)	Dawson, S.F.	25/25	17/18	.944	53	76
21)	Carpenter, Buf.	30/33	15/19	.789	54	75
22t)	Catanzaro, Ariz	29/30	15/19	.789	60	74
22t)	Folk, NY-J	20/22	18/21	.857	51	74
24)	Myers, Jac.	22/23	16/19	.842	54	70
25)	*Aguayo, T.B.	24/26	15/22	.682	43	69
26)	Franks, Mia.	28/28	13/17	.765	41	67
27)	Zuerlein, L.A.	18/18	16/19	.842	54	66
28)	Barth, Chi.	22/23	14/18	.778	54	64
29)	Boswell, Pit.	26/26	12/16	.750	49	62
30)	Parkey, Cle.	13/14	14/18	.778	51	55
31)	Walsh, Min.	15/19	12/16	.750	50	51
32)	J. Brown, NY-G	9/ 9	11/12	.917	48	42
33)	Forbath, Min.	4/ 5	6/ 6	1.000	48	22
34)	Gould, NY-G	15/18	2/ 2	1.000	46	21
35)	Bullock, NY-G-Pit.	3/ 4	3/ 3	1.000	44	12
36)	Murray, Cle.	3/ 4	1/ 2	.500	35	6

NFL / TOUCHBACKS ON KICKOFFS

Rank	Player, Team	TB
1)	Lambo, S.D.	59
2)	Hopkins, Was.	53
3)	Bosher, Atl.	48
4)	Hauschka, Sea.	47
5)	Bailey, Dal.	46
6t)	Gano, Car.	45
6t)	Succop, Ten.	45
8)	Martin, Det.	43
9)	McManus, Den.	42
10t)	*Aguayo, T.B.	40
10t)	Santos, K.C.	40
10t)	Tucker, Bal.	40
13t)	McAfee, Ind.	39
13t)	Myers, Jac.	39
13t)	Sturgis, Phi.	39
16)	Catanzaro, Ariz	38
17t)	Boswell, Pit.	37
17t)	Gostkowski, N.E.	37
17t)	Janikowski, Oak.	37
20)	*Lutz, N.O.	36
21)	Crosby, G.B.	35
22)	Franks, Mia.	33
23)	Folk, NY-J	30
24)	Zuerlein, L.A.	29
25)	Nugent, Cin.	27
26)	Parkey, Cle.	26
27)	Barth, Chi.	20
28t)	Carpenter, Buf.	19
28t)	Walsh, Min.	19
30)	Pinion, S.F.	16
31)	J. Brown, NY-G	15
32)	Novak, Hou.	14
33t)	Forbath, Min.	9
33t)	Gould, NY-G	9
35t)	Gay, Buf.	7
35t)	*Wile, Atl.	7
37)	Bullock, NY-G-Pit.	6
38t)	Dawson, S.F.	4
38t)	Murray, Cle.	4

WEEK 13 / THROUGH MONDAY, DECEMBER 5, 2016**NFL / MOST YARDS FROM SCRIMMAGE**

Rank	Player, Team	Total			Rushing			Receiving		
		Yards	Att+Rec	Avg	Yards	Att	Avg	Yards	Rec	Avg
1)	D. Johnson, Ariz (RB)	1709	292	5.9	1005	228	4.4	704	64	11.0
2)	*Elliott, Dal. (RB)	1607	291	5.5	1285	263	4.9	322	28	11.5
3)	Gordon, S.D. (RB)	1411	292	4.8	992	251	4.0	419	41	10.2
4)	Murray, Ten. (RB)	1352	274	4.9	1043	229	4.6	309	45	6.9
5)	Bell, Pit. (RB)	1318	243	5.4	817	180	4.5	501	63	8.0
6)	J. Jones, Atl. (WR)	1253	72	17.4	0	0	---	1253	72	17.4
7)	McCoy, Buf. (RB)	1185	209	5.7	949	174	5.5	236	35	6.7
8)	Ware, K.C. (RB)	1129	190	5.9	734	163	4.5	395	27	14.6
9)	*Howard, Chi. (RB)	1125	203	5.5	883	181	4.9	242	22	11.0
10)	Freeman, Atl. (RB)	1103	213	5.2	785	176	4.5	318	37	8.6
11)	Hilton, Ind. (WR)	1088	69	15.8	0	0	---	1088	69	15.8
12)	Brown, Pit. (WR)	1061	91	11.7	9	3	3.0	1052	88	12.0
13)	Evans, T.B. (WR)	1058	76	13.9	0	0	---	1058	76	13.9
14)	L. Miller, Hou. (RB)	1050	253	4.2	903	225	4.0	147	28	5.3
15)	Forte, NY-J (RB)	1040	240	4.3	784	211	3.7	256	29	8.8
16)	Ingram, N.O. (RB)	1022	178	5.7	758	143	5.3	264	35	7.5
17)	Ajayi, Mia. (RB)	1021	195	5.2	908	173	5.2	113	22	5.1
18)	Beckham, NY-G (WR)	1015	75	13.5	0	0	---	1015	75	13.5
19)	Blount, N.E. (RB)	988	236	4.2	957	230	4.2	31	6	5.2
20)	Cooper, Oak. (WR)	981	69	14.2	0	1	0.0	981	68	14.4
21)	Green, Cin. (WR)	964	66	14.6	0	0	---	964	66	14.6
22)	Gore, Ind. (RB)	953	227	4.2	749	198	3.8	204	29	7.0
23)	Gurley, L.A. (RB)	929	243	3.8	679	211	3.2	250	32	7.8
24)	Crowell, Cle. (RB)	899	177	5.1	605	145	4.2	294	32	9.2
25)	Fitzgerald, Ariz (WR)	885	90	9.8	5	2	2.5	880	88	10.0
26)	Wallace, Bal. (WR)	882	62	14.2	31	5	6.2	851	57	14.9
27)	Pryor, Cle. (WR)	876	70	12.5	21	8	2.6	855	62	13.8
28)	Nelson, G.B. (WR)	872	69	12.6	0	0	---	872	69	12.6
29)	Sanders, Den. (WR)	862	65	13.3	4	1	4.0	858	64	13.4
30)	Britt, L.A. (WR)	855	56	15.3	0	0	---	855	56	15.3
31)	Cooks, N.O. (WR)	839	64	13.1	30	6	5.0	809	58	13.9
32t)	Landry, Mia. (WR)	837	79	10.6	17	4	4.3	820	75	10.9
32t)	Ty. Williams, S.D. (WR)	837	53	15.8	0	0	---	837	53	15.8
34)	*Thomas, N.O. (WR)	831	69	12.0	0	0	---	831	69	12.0
35)	Baldwin, Sea. (WR)	828	69	12.0	-4	1	-4.0	832	68	12.2
36)	Olsen, Car. (TE)	820	61	13.4	0	0	---	820	61	13.4
37)	Diggs, Min. (WR)	816	78	10.5	10	3	3.3	806	75	10.7
38t)	Hill, Cin. (RB)	812	187	4.3	677	170	4.0	135	17	7.9
38t)	Hyde, S.F. (RB)	812	196	4.1	686	174	3.9	126	22	5.7
40)	Kelce, K.C. (TE)	810	66	12.3	-5	1	-5.0	815	65	12.5
41)	Thomas, Den. (WR)	799	66	12.1	0	0	---	799	66	12.1
42)	Adams, G.B. (WR)	793	59	13.4	0	0	---	793	59	13.4
43)	Crabtree, Oak. (WR)	785	67	11.7	0	0	---	785	67	11.7
44)	Murray, Oak. (RB)	781	169	4.6	553	140	4.0	228	29	7.9
45)	West, Bal. (RB)	772	182	4.2	650	163	4.0	122	19	6.4
46t)	Edelman, N.E. (WR)	769	83	9.3	51	11	4.6	718	72	10.0
46t)	Graham, Sea. (TE)	769	57	13.5	0	0	---	769	57	13.5
48)	Crowder, Was. (WR)	765	60	12.8	-2	2	-1.0	767	58	13.2
49)	Tate, Det. (WR)	760	73	10.4	-2	8	-0.3	762	65	11.7
50)	Benjamin, Car. (WR)	754	50	15.1	0	0	---	754	50	15.1

WEEK 13 / THROUGH MONDAY, DECEMBER 5, 2016**NFL / LEADERS IN FIRST DOWNS**

Rank	Player, Team	Rush	Rec	Tot
1)	D. Johnson, Ariz (RB)	55	34	89
2)	*Elliott, Dal. (RB)	76	9	85
3)	Gordon, S.D. (RB)	59	21	80
4t)	Bell, Pit. (RB)	40	26	66
4t)	Freeman, Atl. (RB)	50	16	66
6)	Murray, Ten. (RB)	49	16	65
7)	Evans, T.B. (WR)	0	64	64
8)	*Howard, Chi. (RB)	47	10	57
9t)	Brown, Pit. (WR)	1	54	55
9t)	J. Jones, Atl. (WR)	0	55	55
11t)	Blount, N.E. (RB)	53	1	54
11t)	Ware, K.C. (RB)	40	14	54
13)	Ajayi, Mia. (RB)	45	6	51
14t)	Fitzgerald, Ariz (WR)	0	50	50
14t)	McCoy, Buf. (RB)	38	12	50
16t)	Gore, Ind. (RB)	39	10	49
16t)	Hilton, Ind. (WR)	0	49	49
18t)	Gurley, L.A. (RB)	36	12	48
18t)	L. Miller, Hou. (RB)	42	6	48
18t)	Murray, Oak. (RB)	39	9	48
21t)	Beckham, NY-G (WR)	0	47	47
21t)	Ingram, N.O. (RB)	31	16	47
23)	*Thomas, N.O. (WR)	0	46	46
24)	Crabtree, Oak. (WR)	0	45	45
25t)	Diggs, Min. (WR)	1	43	44
25t)	Nelson, G.B. (WR)	0	44	44
25t)	Pryor, Cle. (WR)	2	42	44
28t)	Crowell, Cle. (RB)	30	13	43
28t)	Forte, NY-J (RB)	33	10	43
28t)	Olsen, Car. (TE)	0	43	43
31t)	Hopkins, Hou. (WR)	0	42	42
31t)	Kelce, K.C. (TE)	0	42	42
33t)	Beasley, Dal. (WR)	0	41	41
33t)	Edelman, N.E. (WR)	3	38	41
33t)	Green, Cin. (WR)	0	41	41
33t)	Landry, Mia. (WR)	1	40	41
33t)	Sanders, Den. (WR)	0	41	41
38t)	Baldwin, Sea. (WR)	0	40	40
38t)	Cooper, Oak. (WR)	0	40	40
38t)	Graham, Sea. (TE)	0	40	40
38t)	A. Robinson, Jac. (WR)	0	40	40
42t)	Benjamin, Car. (WR)	0	39	39
42t)	Britt, L.A. (WR)	0	39	39
42t)	Cobb, G.B. (WR)	4	35	39
42t)	B. Marshall, NY-J (WR)	0	39	39
42t)	Riddick, Det. (RB)	19	20	39
47t)	Garcon, Was. (WR)	0	38	38
47t)	Hyde, S.F. (RB)	33	5	38
47t)	Reed, Was. (TE)	0	38	38
47t)	Wallace, Bal. (WR)	2	36	38

WEEK 13 / THROUGH MONDAY, DECEMBER 5, 2016**NFL / LEADING PUNTERS**

Rank	Player, Team	No	Yards	Lg	Avg	TB	Blk	Dwn	OB	Opp Ret	Ret Yds	In 20	Net Avg
1)	McAfee, Ind.	44	2200	74	50.0	8	0	4	6	14	133	15	43.3
2)	Lee, Car.	36	1769	76	49.1	4	0	7	1	17	236	18	40.4
3)	Martin, Det.	46	2237	63	48.6	1	0	3	3	25	157	17	44.8
4)	King, Oak.	57	2749	72	48.2	4	0	12	9	21	243	27	42.6
5)	Morstead, N.O.	45	2168	66	48.2	5	0	7	6	21	159	19	42.4
6)	Lechler, Hou.	53	2528	62	47.7	3	0	2	5	34	408	19	38.9
7)	Hekker, L.A.	72	3419	78	47.5	1	0	9	8	27	101	40	45.8
8)	Wing, NY-G	66	3102	63	47.0	7	0	14	8	25	276	19	40.7
9)	C. Jones, Dal.	39	1811	63	46.4	4	0	4	5	16	143	17	40.7
10)	Nortman, Jac.	60	2780	78	46.3	7	0	12	3	25	344	21	38.3
11)	Colquitt, K.C.	60	2778	64	46.3	8	0	5	3	26	133	27	41.4
12)	Koch, Bal.	63	2895	68	46.0	4	0	7	13	28	331	28	39.4
13)	*Dixon, Den.	65	2986	68	45.9	5	0	9	4	30	194	20	41.4
14)	Anger, T.B.	54	2477	59	45.9	4	0	5	3	21	122	26	42.1
15)	Huber, Cin.	57	2611	63	45.8	5	0	7	3	30	294	16	38.9
16)	Ryan, Sea.	56	2554	62	45.6	3	1	10	4	24	195	20	40.3
17)	Berry, Pit.	54	2454	63	45.4	2	1	7	9	22	218	20	39.9
18)	Colquitt, Cle.	62	2815	65	45.4	2	0	8	3	31	248	17	40.8
19)	*Kaser, S.D.	45	2035	62	45.2	4	0	4	4	25	139	16	40.4
20)	Darr, Mia.	66	2975	66	45.1	4	0	7	6	29	233	22	40.3
21)	D. Jones, Phi.	50	2251	72	45.0	6	0	10	4	17	168	16	39.3
22)	Kern, Ten.	54	2428	71	45.0	3	0	5	2	27	307	21	38.2
23)	Schum, G.B.	37	1653	65	44.7	3	0	5	7	12	114	11	40.0
24)	Pinion, S.F.	72	3184	65	44.2	3	0	8	1	31	285	19	39.4
25)	Allen, N.E.	52	2278	57	43.8	3	0	9	4	20	96	17	40.8
26)	Way, Was.	31	1351	61	43.6	4	0	3	4	14	109	12	37.5
27)	O'Donnell, Chi.	58	2524	67	43.5	4	0	4	4	18	228	20	38.2
28)	*Edwards, NY-J	57	2469	59	43.3	3	0	7	6	27	252	16	37.8
29)	Locke, Min.	63	2717	72	43.1	3	0	13	3	19	135	31	40.0
30)	Schmidt, Buf.	57	2400	58	42.1	2	0	6	17	26	162	18	38.6
31)	Quigley, Ariz	34	1416	55	41.6	2	1	5	1	8	75	13	37.2

NFL / LEADING PUNTERS, NET AVERAGE

Rank	Player, Team	No	Yards	Lg	Avg	TB	Blk	Dwn	OB	Opp Ret	Ret Yds	In 20	Net Avg
1)	Hekker, L.A.	72	3419	78	47.5	1	0	9	8	27	101	40	45.8
2)	Martin, Det.	46	2237	63	48.6	1	0	3	3	25	157	17	44.8
3)	McAfee, Ind.	44	2200	74	50.0	8	0	4	6	14	133	15	43.3
4)	King, Oak.	57	2749	72	48.2	4	0	12	9	21	243	27	42.6
5)	Morstead, N.O.	45	2168	66	48.2	5	0	7	6	21	159	19	42.4
6)	Anger, T.B.	54	2477	59	45.9	4	0	5	3	21	122	26	42.1
7)	Colquitt, K.C.	60	2778	64	46.3	8	0	5	3	26	133	27	41.4
8)	*Dixon, Den.	65	2986	68	45.9	5	0	9	4	30	194	20	41.4
9)	Allen, N.E.	52	2278	57	43.8	3	0	9	4	20	96	17	40.8
10)	Colquitt, Cle.	62	2815	65	45.4	2	0	8	3	31	248	17	40.8
11)	C. Jones, Dal.	39	1811	63	46.4	4	0	4	5	16	143	17	40.7
12)	Wing, NY-G	66	3102	63	47.0	7	0	14	8	25	276	19	40.7
13)	Lee, Car.	36	1769	76	49.1	4	0	7	1	17	236	18	40.4
14)	*Kaser, S.D.	45	2035	62	45.2	4	0	4	4	25	139	16	40.4
15t)	Darr, Mia.	66	2975	66	45.1	4	0	7	6	29	233	22	40.3
15t)	Ryan, Sea.	56	2554	62	45.6	3	1	10	4	24	195	20	40.3
17)	Locke, Min.	63	2717	72	43.1	3	0	13	3	19	135	31	40.0
18)	Schum, G.B.	37	1653	65	44.7	3	0	5	7	12	114	11	40.0
19)	Berry, Pit.	54	2454	63	45.4	2	1	7	9	22	218	20	39.9
20)	Pinion, S.F.	72	3184	65	44.2	3	0	8	1	31	285	19	39.4
21)	Koch, Bal.	63	2895	68	46.0	4	0	7	13	28	331	28	39.4
22)	D. Jones, Phi.	50	2251	72	45.0	6	0	10	4	17	168	16	39.3
23)	Huber, Cin.	57	2611	63	45.8	5	0	7	3	30	294	16	38.9
24)	Lechler, Hou.	53	2528	62	47.7	3	0	2	5	34	408	19	38.9
25)	Schmidt, Buf.	57	2400	58	42.1	2	0	6	17	26	162	18	38.6
26)	Nortman, Jac.	60	2780	78	46.3	7	0	12	3	25	344	21	38.3
27)	O'Donnell, Chi.	58	2524	67	43.5	4	0	4	4	18	228	20	38.2
28)	Kern, Ten.	54	2428	71	45.0	3	0	5	2	27	307	21	38.2
29)	*Edwards, NY-J	57	2469	59	43.3	3	0	7	6	27	252	16	37.8
30)	Way, Was.	31	1351	61	43.6	4	0	3	4	14	109	12	37.5
31)	Quigley, Ariz	34	1416	55	41.6	2	1	5	1	8	75	13	37.2

WEEK 13 / THROUGH MONDAY, DECEMBER 5, 2016**NFL / PUNT RETURN LEADERS**

Rank	Player, Team	Ret	FC	Yards	Avg	Long	TD
1)	Crowder, Was.	17	11	261	15.4	85t	1
2)	*Hill, K.C.	25	6	374	15.0	50	0
3)	Sproles, Phi.	16	11	219	13.7	66	0
4)	Sherels, Min.	17	10	227	13.4	79t	2
5)	Tate, Buf.	18	11	208	11.6	43	0
6)	*Ervin, Hou.	21	17	223	10.6	57	0
7)	Humphries, T.B.	20	18	206	10.3	25	0
8)	Weems, Atl.	18	12	181	10.1	73	0
9)	*Richard, Oak.	28	2	267	9.5	47	0
10)	Austin, L.A.	29	14	260	9.0	47	0
11)	Lockett, Sea.	25	16	220	8.8	62	0
12)	Whitehead, Dal.	19	4	167	8.8	39	0
13)	Royal, Chi.	19	15	166	8.7	65t	1
14)	Norwood, Den.	23	14	199	8.7	17	0
15)	*Grant, Mia.	16	3	134	8.4	74t	1
16)	Kerley, S.F.	16	24	131	8.2	26	0
17)	*Erickson, Cin.	18	15	132	7.3	18	0
18)	Mariani, Ten.	22	15	157	7.1	17	0
19t)	Jo. Brown, Ariz	17	11	119	7.0	32	0
19t)	Hester, Bal.	24	14	168	7.0	28	0
21)	Amendola, N.E.	18	7	121	6.7	30	0
22)	D. Johnson, Cle.	17	1	112	6.6	18	0
23)	Greene, Jac.	21	5	131	6.2	42	0
24)	Harris, NY-G	17	9	103	6.1	17	0
25)	Ginn, Car.	20	19	113	5.7	16	0

NFL / KICKOFF RETURN LEADERS

Rank	Player, Team	Ret	Yards	Avg	Long	TD
1)	Patterson, Min.	19	580	30.5	104t	1
2)	*Erickson, Cin.	16	470	29.4	84	0
3)	Cunningham, L.A.	22	599	27.2	61	0
4)	Lockett, Sea.	15	394	26.3	46	0
5)	Hester, Bal.	17	426	25.1	60	0
6)	Harris, NY-G	18	450	25.0	46	0
7)	*Grant, Mia.	15	359	23.9	45	0
8)	Tate, Buf.	19	450	23.7	45	0
9)	Weems, Atl.	17	391	23.0	42	0
10)	Roberts, Det.	24	530	22.1	42	0
11)	Mariani, Ten.	20	441	22.1	37	0
12)	Thompson, Chi.	24	519	21.6	40	0
13)	Ginn, Car.	17	360	21.2	59	0

WEEK 13 / THROUGH MONDAY, DECEMBER 5, 2016**NFL / LEADERS IN INTERCEPTIONS**

Rank	Player, Team	Int	Yards	Avg	Long	TD
1)	Hayward, S.D.	7	102	14.6	31	1
2t)	Collins, NY-G	5	72	14.4	44t	1
2t)	Peters, K.C.	5	47	9.4	28	0
4t)	Rhodes, Min.	4	129	32.3	100t	1
4t)	Gilmore, Buf.	4	104	26.0	49	0
4t)	Sherman, Sea.	4	37	9.3	31	0
7t)	Cooper, Ariz	3	95	31.7	60t	1
7t)	Talib, Den.	3	86	28.7	46t	1
7t)	Berry, K.C.	3	79	26.3	42t	2
7t)	Weddle, Bal.	3	78	26.0	53	0
7t)	Nelson, Oak.	3	59	19.7	40	0
7t)	Stewart, Den.	3	36	12.0	25	0
7t)	Davis, Car.	3	35	11.7	31	0
7t)	Clinton-Dix, G.B.	3	32	10.7	20	0
7t)	Peterson, Ariz	3	27	9.0	25	0
7t)	Kirkpatrick, Cin.	3	21	7.0	21	0
7t)	Butler, Ind.	3	19	6.3	19	0
7t)	Swearinger, Ariz	3	13	4.3	12	0
7t)	Mosley, Bal.	3	12	4.0	12	0
7t)	Haden, Cle.	3	9	3.0	9	0
7t)	McLeod, Phi.	3	5	1.7	5	0
7t)	Cox, Ten.	3	3	1.0	3	0
23t)	*D. Jones, Atl.	2	132	66.0	90t	1
23t)	Roby, Den.	2	102	51.0	51t	2
23t)	Conte, T.B.	2	73	36.5	53	1
23t)	Alonso, Mia.	2	70	35.0	60t	1
23t)	Burfict, Cin.	2	54	27.0	47	0
23t)	Sorensen, K.C.	2	48	24.0	48t	1
23t)	Robey-Coleman, Buf.	2	44	22.0	41t	1
23t)	Bush, Det.	2	39	19.5	39t	1
23t)	Harris, Den.	2	36	18.0	36	0
23t)	Alford, Atl.	2	34	17.0	30t	1
23t)	McCain, Ten.	2	33	16.5	33	0
23t)	McDougald, T.B.	2	32	16.0	32	0
23t)	Collins, N.E.-Cle.	2	31	15.5	18	0
23t)	Vaccaro, N.O.	2	30	15.0	30	0
23t)	Boston, Car.	2	29	14.5	22	0
23t)	Maxwell, Mia.	2	29	14.5	27	0
23t)	Porter, Chi.	2	28	14.0	25	0
23t)	*Boddy-Calhoun, Cle.	2	27	13.5	27t	1
23t)	Hodges, S.F.	2	27	13.5	21	0
23t)	S. Smith, Oak.	2	27	13.5	27	0
23t)	Jenkins, NY-G	2	26	13.0	23	0
23t)	Taylor, Cle.	2	26	13.0	29	0
23t)	Gilchrist, NY-J	2	25	12.5	25	0
23t)	Slay, Det.	2	24	12.0	13	0
23t)	Wilson, Det.	2	23	11.5	18	0
23t)	*Young, Bal.	2	22	11.0	16	0
23t)	Coleman, Car.	2	20	10.0	12	1
23t)	Sendejo, Min.	2	18	9.0	16	0
23t)	Abdul-Quddus, Mia.	2	16	8.0	9	0
23t)	Church, Dal.	2	14	7.0	14	0
23t)	M. Williams, NY-J	2	14	7.0	14	0
23t)	S. Williams, Cin.	2	14	7.0	13	0
23t)	*Burns, Pit.	2	9	4.5	9	0
23t)	Barron, L.A.	2	8	4.0	7	0
23t)	Demps, Hou.	2	8	4.0	6	0
23t)	Moore, N.O.	2	8	4.0	8	0
23t)	Butler, N.E.	2	7	3.5	7	0
23t)	McCourty, Ten.	2	7	3.5	6	0
23t)	Chancellor, Sea.	2	5	2.5	5	0
23t)	Thomas, Sea.	2	5	2.5	5	0
23t)	Waynes, Min.	2	4	2.0	4	0
23t)	Hicks, Phi.	2	3	1.5	3	0
23t)	Grimes, T.B.	2	1	0.5	1	0
23t)	Powers, Bal.	2	1	0.5	1	0
23t)	Amerson, Oak.	2	0	0.0	0	0
23t)	Iloka, Cin.	2	0	0.0	0	0
23t)	Lippett, Mia.	2	0	0.0	0	0
23t)	Quin, Det.	2	0	0.0	0	0
23t)	Rodgers-Cromartie, NY-G	2	0	0.0	0	0

WEEK 13 / THROUGH MONDAY, DECEMBER 5, 2016**NFL / LEADERS IN SACKS**

Rank	Player, Team	Sacks
1)	Miller, Den. (LB)	12.5
2)	Beasley, Atl. (LB)	10.5
3t)	Alexander, Buf. (LB)	10.0
3t)	Avril, Sea. (DE)	10.0
3t)	Ford, K.C. (LB)	10.0
3t)	Kerrigan, Was. (LB)	10.0
3t)	Mack, Oak. (DE)	10.0
8)	Hunter, Min. (DE)	9.5
9)	Orakpo, Ten. (LB)	9.0
10)	Wake, Mia. (DE)	8.5
11t)	Jones, Ariz (LB)	8.0
11t)	Morgan, Ten. (LB)	8.0
11t)	Murphy, Was. (DE)	8.0
11t)	Perry, G.B. (LB)	8.0
11t)	Suggs, Bal. (LB)	8.0
11t)	Vernon, NY-G (DE)	8.0
11t)	Walden, Ind. (LB)	8.0
18t)	Clark, Sea. (DE)	7.5
18t)	Young, Chi. (LB)	7.5
20t)	Dunlap, Cin. (DE)	7.0
20t)	*Floyd, Chi. (LB)	7.0
20t)	M. Golden, Ariz (LB)	7.0
20t)	Hyder, Det. (DE)	7.0
20t)	McCoy, T.B. (DT)	7.0
20t)	Pierre-Paul, NY-G (DE)	7.0
26t)	Addison, Car. (DE)	6.5
26t)	Peppers, G.B. (LB)	6.5
26t)	L. Williams, NY-J (DT)	6.5
29t)	Donald, L.A. (DT)	6.0
29t)	Griffen, Min. (DE)	6.0
29t)	Hicks, Chi. (DE)	6.0
29t)	Ingram, S.D. (LB)	6.0
29t)	*Ngakoue, Jac. (DE)	6.0
29t)	Robison, Min. (DE)	6.0
35t)	*Bosa, S.D. (DE)	5.5
35t)	Mercilus, Hou. (LB)	5.5
35t)	*N. Spence, T.B. (DE)	5.5
35t)	Wolfe, Den. (DE)	5.5
39t)	Brooks, S.F. (LB)	5.0
39t)	Graham, Phi. (DE)	5.0
39t)	Harrison, Pit. (LB)	5.0
39t)	Hughes, Buf. (LB)	5.0
39t)	Irvin, Oak. (LB)	5.0
39t)	Jernigan, Bal. (DE)	5.0
39t)	Jordan, N.O. (DE)	5.0
39t)	Ray, Den. (LB)	5.0
39t)	Suh, Mia. (DT)	5.0
48t)	Atkins, Cin. (DT)	4.5
48t)	Ayers, T.B. (DE)	4.5
48t)	Branch, Mia. (DE)	4.5
48t)	Clayborn, Atl. (DE)	4.5
48t)	Fairley, N.O. (DT)	4.5
48t)	Jackson, Jac. (DT)	4.5
48t)	Taylor, Det. (DE)	4.5

WEEK 13 / THROUGH MONDAY, DECEMBER 5, 2016**NFL / FUMBLE RECOVERIES**

Rank	Player, Team	TotRec	OffRec	DefRec
1)	*Wentz, Phi.	6	6	0
2t)	Cousins, Was.	5	5	0
2t)	Palmer, Ariz	5	5	0
4t)	Alonso, Mia.	4	0	4
4t)	Fitzpatrick, NY-J	4	4	0
6t)	*Elliott, Dal.	3	3	0
6t)	*Garnett, S.F.	3	3	0
6t)	Hester, Bal.	3	3	0
6t)	*Howard, Chi.	3	3	0
6t)	Ivory, Jac.	3	3	0
6t)	Keenum, L.A.	3	3	0
6t)	Keo, Den.-N.O.	3	1	2
6t)	Luck, Ind.	3	3	0
6t)	Mack, Oak.	3	0	3
6t)	Mercilus, Hou.	3	0	3
6t)	Peters, K.C.	3	0	3
6t)	*Prescott, Dal.	3	3	0
6t)	Roethlisberger, Pit.	3	3	0
6t)	Sproles, Phi.	3	3	0
6t)	Taylor, Buf.	3	3	0
6t)	Watford, Ariz	3	3	0
6t)	Wilson, Sea.	3	3	0
6t)	Winston, T.B.	3	3	0

NFL / OFFENSIVE FUMBLE RECOVERIES

Rank	Player, Team	Ret	Yards	Avg	Long	TD
1)	*Wentz, Phi.	6	0	0.0	0	0
2t)	Cousins, Was.	5	0	0.0	0	0
2t)	Palmer, Ariz	5	0	0.0	0	0
4)	Fitzpatrick, NY-J	4	0	0.0	0	0
5t)	*Elliott, Dal.	3	0	0.0	0	0
5t)	*Garnett, S.F.	3	0	0.0	0	0
5t)	Hester, Bal.	3	0	0.0	0	0
5t)	*Howard, Chi.	3	0	0.0	0	0
5t)	Ivory, Jac.	3	0	0.0	0	0
5t)	Keenum, L.A.	3	0	0.0	0	0
5t)	*Prescott, Dal.	3	0	0.0	0	0
5t)	Roethlisberger, Pit.	3	0	0.0	0	0
5t)	Sproles, Phi.	3	0	0.0	0	0
5t)	Watford, Ariz	3	0	0.0	0	0
5t)	Wilson, Sea.	3	0	0.0	0	0
5t)	Winston, T.B.	3	0	0.0	0	0
5t)	Luck, Ind.	3	-1	-0.3	0	0
5t)	Taylor, Buf.	3	-3	-1.0	0	0

NFL / DEFENSIVE FUMBLE RECOVERIES

Rank	Player, Team	Ret	Yards	Avg	Long	TD
1)	Alonso, Mia.	4	2	0.5	2	0
2t)	Peters, K.C.	3	31	10.3	21	0
2t)	Mercilus, Hou.	3	7	2.3	5	0
2t)	Mack, Oak.	3	1	0.3	1	0
5t)	Davis, Car.	2	46	23.0	46t	1
5t)	Ray, Den.	2	18	9.0	15t	1
5t)	*Poole, Atl.	2	10	5.0	10	0
5t)	Thompson, Car.	2	9	4.5	9t	1
5t)	Sendejo, Min.	2	5	2.5	3	0
5t)	Kruger, N.O.	2	1	0.5	1	0
5t)	P. Brown, Buf.	2	0	0.0	0	0
5t)	*Buckner, S.F.	2	0	0.0	0	0
5t)	Compton, Was.	2	0	0.0	0	0
5t)	T. Crawford, Dal.	2	0	0.0	0	0
5t)	Griffen, Min.	2	0	0.0	0	0
5t)	D. Jackson, Ind.	2	0	0.0	0	0
5t)	Jefferson, Ariz	2	0	0.0	0	0
5t)	Jones, Ariz	2	0	0.0	0	0
5t)	Keo, Den.-N.O.	2	0	0.0	0	0
5t)	McCoy, T.B.	2	0	0.0	0	0
5t)	Nelson, Oak.	2	0	0.0	0	0
5t)	Nelson, K.C.	2	0	0.0	0	0
5t)	Orr, Bal.	2	0	0.0	0	0
5t)	*Sims, Ten.	2	0	0.0	0	0
5t)	Stupar, N.O.	2	0	0.0	0	0
5t)	Ward, Den.	2	0	0.0	0	0
5t)	Flowers, N.E.	2	-3	-1.5	0	0

WEEK 13 / THROUGH MONDAY, DECEMBER 5, 2016

Team/Offense Rank (Within League)

BAL	BUF	CIN	CLE	DEN	HOU	IND	JAX	KC	MIA	NE	NYJ	OAK	PIT	SD	TEN	ARI	ATL	CAR	CHI	DAL	DET	GB	LA	MIN	NO	NYG	PHI	SF	SEA	TB	WAS	
17	19	8	29	27	28	14	22	23	25	6	24	5	11	10	7	TYds/G	9	3	18	16	4	21	13	32	31	1	26	20	30	15	12	2
24	15	13	25	27	30	17	28	18	11	7	19	6	9	10	5	TYds/P	23	1	21	12	4	14	16	32	31	3	20	26	29	8	22	2
28	1	14	27	23	5	25	22	26	8	6	16	7	18	21	3	RYds/G	15	9	13	19	2	29	24	30	32	12	31	10	4	20	17	11
26	1	23	6	28	11	25	17	20	4	21	15	12	14	24	3	RshAvg	18	13	22	8	2	27	10	31	32	9	30	16	7	19	29	5
12	32	7	26	24	30	11	22	21	28	5	27	4	8	6	18	PsYd/G	9	3	20	17	19	15	10	29	25	1	16	23	31	14	13	2
23	28	10	30	20	32	16	29	19	15	4	22	7	11	8	6	PasAvg	25	1	18	13	2	12	21	27	24	5	17	26	31	9	14	3
17	8	7	25	13t	27	19	29	4	26	1	32	5	13t	30	15	%HdInt	22	12	28	16	2	6	10	31	3	18	23	21	20	9	24	11
6	31	25	32	28	11	29	9	21	26	8	15	1	3	19	7	Sac/PP	23	24	18	14	10	17	12	27	20	5	4	16	30	22	13	2
20	18t	10	29	25	24	12	14	22t	31	6	30	11	17	7t	13	1D/Gm	4	2	15	22t	3	18t	7t	32	28	1	27	16	26	21	9	5
31	14	20	30	21	16	10	25	28	29	6	19	17	11	8	4	3D Eff	9	13	15	22	5	12	2	32	18	1	27	26	23	24	7	3
19t	8	4	6t	6t	30	13t	24t	3	32	5	13t	11	21t	28t	28t	4D Eff	24t	10	13t	31	1	9	19t	21t	27	2	24t	12	13t	13t	13t	23
25	6	27	30	17	5	22	29	3	19	23	32	12	11	21	24	PR Avg	28	9	31	18	15	1	7	20	13	8	26	4	16	14	10	2
7	18	5	30	11	27	2	19	9	4	28	10	21	13	29	24	KR Avg	16	12	23	25	20	14	22	6	3	31	8	1	26	15	32	17
13	31	16	17	14	5	1	11	12	19	26	29	3	24	18	21	GPntAv	32	9	6	28	10	2	23	7	30	4	8	20	25	22	15	27
21	26	23	11	9	24	3	27	8	15t	10	30	4	19	14	29	NPntAv	32	7	25	28	12	2	18	1	17	5	13	22	20	15t	6	31
21	9	23t	31	13	28	7	27	15	22	6	29	3	12	4	8	Pts/Gm	17	1	14	30	5	18	11	32	26	2	23t	19	25	20	16	10
1	25t	23	30t	12	20	5	14t	9	29	17t	13	24	25t	16	10	FG%	25t	3	21t	28	6	7t	11	14t	21t	30t	4	17t	2	7t	32	19

Opponent/Defense Rank (Within League)

BAL	BUF	CIN	CLE	DEN	HOU	IND	JAX	KC	MIA	NE	NYJ	OAK	PIT	SD	TEN	ARI	ATL	CAR	CHI	DAL	DET	GB	LA	MIN	NO	NYG	PHI	SF	SEA	TB	WAS	
1	12	21	31	5	6	28	4	29	25	9	15t	30	14	19	20	TYds/G	2	27	23t	7	18	15t	13	10	3	26	17	11	32	8	22	23t
4	12	13	30	1	10	31	5	21	15	11	14	32	17	16	20	TYds/P	2	22	18	7	25	27	24	9	3	26	8	19	29	6	28	23
1	26	23	31	28	19	20	24	27	30	10	4	29	6	3	7	RYds/G	11t	15	8	18	2	13	9	21	17	11t	5	16	32	14	25	22
1	16	21	28	20	14	27	12	25	30	11	2	31	18	6	15	RshAvg	5	22	7	9	17	19	8	24	23	10	3	13	32	4	26	29
7	8	16	21	1	5	28	2	22	11	12	23	24	19	27	26	PsYd/G	3	32	30	6	29	20	17	9t	4	31	25	13	14	9t	15	18
5	15	13	32	1	11	27	4	21	12	10	25	29	14	20	16	PasAvg	3	18	23	9	19	24	31	6	2	30	8	22	28	7	26	17
2	17	4	20	6	24	28	32	3	12	25	27	11	19	1	13	%HdInt	7	26	9	30	31	14	18	29	5	23	15	16	21	10	8	22
13	1	26	32	2	19	22	11	15	18	16	30	27t	17	31	12	Sac/PP	3	23	6	5	29	27t	4	25	7	21	20	14	24	8	9	10
1	25t	18t	29t	11	2	27t	4	27t	24	8t	21	20	7	15t	17	1D/Gm	3	32	22t	10	22t	18t	8t	15t	5	25t	12	6	29t	13	14	29t
1	22	15t	31	4	5	25	17	30	2	13	18	7	11t	14	20	3D Eff	11t	26	15t	10	23	28	24	8	6	21	9	19	29	27	3	32
29	2t	14	26	11t	2t	11t	21	10	27t	8	4	5t	18	23t	15t	4D Eff	15t	25	27t	32	22	11t	23t	31	1	5t	19t	9	15t	5t	30	19t
29	6	22	12	8	30	18t	32	3	13	2	17	28	24	4	27	PR Avg	21	20	26	31	15	7	18t	1	9	10	25	23	16	14	5	11
12	11	24	22	8	19	7	2	30	13	6	29	9	23	18	26	KR Avg	25	14	4	15	20	10	32	5	31	27	28	1	3	16	17	21
7	3	11	22	32	16	29	24	13	1	15	12	18	5	25	28	GPntAv	20	31	30	17	4	10	6	14	21	27	19	23	8	2	9	26
18	3	19	23	30	9	27	28	1	6	15	31	8	7	25	21	NPntAv	29	22	32	24	4	5	10	13	17	14	26	20	11	2	16	12
2t	17	14	31	6	13	25	26	9	18	2t	24	22	7	27	21	Pts/Gm	11t	29	28	16	5	11t	23	15	4	30	8	10	32	1	19	20
1	31t	12	4	22	25	19	30	5	7t	3	27	20	14t	7t	16t	FG%	24	13	7t	28	7t	14t	31t	18	26	29	23	16t	21	2	7t	6