

# BUFFALO BILLS

## 2016 WEEKLY RELEASE



**REGULAR SEASON WEEK 14**  
**BUFFALO BILLS VS. PITTSBURGH STEELERS**

**SUNDAY, DECEMBER 11, 2016 - 1:00 p.m.**







REGULAR SEASON WEEK 14: BUFFALO BILLS (6-6) VS. PITTSBURGH STEELERS (7-5)  
**SUNDAY, DECEMBER 11, 2016 1:00 p.m. CBS-TV**

## BILLS RETURN HOME TO PLAY STEELERS

The Buffalo Bills return home to begin a three game homestand this week. The Bills will take on the Pittsburgh Steelers on Sunday with kickoff at 1:00 p.m. Sunday's game will mark the 22nd regular season meeting between Buffalo and Pittsburgh.

### BILLS-STEELERS REGULAR SEASON SERIES

- Overall regular season record: 8-13
- Bills at home against Steelers: 7-5
- Last meeting at home: 11/28/2010, L 16-19 OT
- First regular season meeting: 10/11/1970, L 10-23 at Pittsburgh
- Last regular season meeting: 11/10/2013, L 10-23 at Pittsburgh

## 2016 SCHEDULE (6-6)

WEEK	DATE	OPPONENT	TIME/RESULT
1	9/11/16	at Baltimore Ravens	L, 7-13
2	9/15/16	NEW YORK JETS	L, 31-37
3	9/25/16	ARIZONA CARDINALS	W, 33-18
4	10/2/16	at New England Patriots	W, 16-0
5	10/9/16	at Los Angeles Rams	W, 30-19
6	10/16/16	SAN FRANCISCO 49ers	W, 45-16
7	10/23/16	at Miami Dolphins	L, 25-28
8	10/30/16	NEW ENGLAND PATRIOTS	L, 25-41
9	11/7/16	at Seattle Seahawks	L, 25-31
10		BYE WEEK	
11	11/20/16	at Cincinnati Bengals	W, 16-12
12	11/27/16	JACKSONVILLE JAGUARS	W, 28-21
13	12/4/16	at Oakland Raiders	L, 24-38
14	12/11/16	PITTSBURGH STEELERS	1:00 p.m.
15	12/18/16	CLEVELAND BROWNS	1:00 p.m.
16	12/24/16	MIAMI DOLPHINS	1:00 p.m.
17	1/1/17	at New York Jets	1:00 p.m.

## BROADCAST INFO

**TELEVISION:** CBS-TV  
**PRODUCER:** Lance Barrow  
**DIRECTOR:** Mike Arnold  
**PLAY-BY-PLAY:** Jim Nantz  
**COLOR ANALYST:** Phil Simms  
**SIDELINE:** Tracy Wolfson



### BILLS RADIO NETWORK

**PLAY-BY-PLAY:** John Murphy (29th year, 13th as play-by-play)  
**COLOR ANALYST:** Mark Kelso (11th year)  
**SIDELINE:** Sal Capaccio (3rd year)

## MEDIA SCHEDULE

### TUESDAY, DEC. 6

No Media Availability

### WEDNESDAY, DEC. 7

Coach Ryan Available: 11:35 AM  
 Practice: 12:00 PM (Stretch & Individual only)  
 Player Availability: Post-Practice  
 Steelers HC Mike Tomlin Conference Call: 12:55 p.m.  
 Steelers Player TBD Conference Call: 4:30 p.m.

### THURSDAY, DEC. 8

Practice: 11:45 AM (Stretch & Individual only)  
 Coach Ryan Available: Post-Practice  
 Player Availability: Post-Practice  
 Assistant Coaches Available Upon Request  
 (Please submit requests to a member of the Bills media relations department by Wednesday at noon)

### FRIDAY, DEC. 9

Practice: 10:40 AM (Stretch & Individual only)  
 Coach Ryan Available: Post-Practice  
 Player Availability: Post-Practice

### SATURDAY, DEC. 10

No Media Availability

### SUNDAY, DEC. 11

1:00 p.m. Bills vs. Steelers at New Era Field

**Scott Berchtold - Senior Vice President/Communications**  
 scott.berchtold@bills.nfl.net :: 716-312-8701

**Kevin Kearns - Manager of Media Relations**  
 kevin.kearns@bills.nfl.net :: 716-312-8704

**Kristy Boncal - Alumni & Media Coordinator**  
 kristy.boncal@bills.nfl.net :: 716-312-8620

**Chris Jenkins - Executive Director of Media Relations**  
 chris.jenkins@bills.nfl.net :: 716-312-8702

**Chris Fanelli - Coordinator of Media Relations**  
 chris.fanelli@bills.nfl.net :: 716-312-8717

# BILLS 2016 REGULAR SEASON STATISTICS

BUFFALO BILLS / WEEK 13 / THROUGH SUNDAY, DECEMBER 4, 2016

WON 6, LOST 6					No.	Yds	Avg	Long	TD
09/11 L 7-13	at Baltimore	71,104	McCoy	* RUSHING	174	949	5.5	75t	9
09/15 L 31-37	New York Jets	70,256	Taylor		73	469	6.4	49	6
09/25 W 33-18	Arizona	68,647	Gillislee		64	375	5.9	44t	6
10/02 W 16-0	at New England	66,829	J. Williams		20	73	3.7	9	1
10/09 W 30-19	at Los Angeles	83,679	Tate		2	18	9.0	14	0
10/16 W 45-16	San Francisco	70,003	Schmidt		1	16	16.0	16	0
10/23 L 25-28	at Miami	65,658	Manuel		5	13	2.6	8	0
10/30 L 25-41	New England	70,442	Felton		6	12	2.0	6	0
11/07 L 25-31	at Seattle	69,084	Harvin		1	11	11.0	11	0
11/20 W 16-12	at Cincinnati	61,356	Woods		1	6	6.0	6	0
11/27 W 28-21	Jacksonville	67,849	Bush		10	1	0.1	5	1
12/04 L 24-38	at Oakland	54,759	TEAM		357	1943	5.4	75t	23
12/11	Pittsburgh		OPPONENTS		337	1395	4.1	53	15
12/18	Cleveland		* RECEIVING						
12/24	Miami		Woods		42	493	11.7	29	1
01/01	at New York Jets		Clay		36	323	9.0	33	0

	Buff.	Opp.	McCoy		No.	Yds	Avg	Long	TD
TOTAL FIRST DOWNS	241	258	Goodwin		24	364	15.2	84t	3
Rushing	105	83	W. Powell		14	142	10.1	35	0
Passing	112	145	Watkins		12	181	15.1	62	0
Penalty	24	30	Tate		8	117	14.6	34	0
3rd Down: Made/Att	65/158	64/155	Hunter	LG	8	109	13.6	30t	4
3rd Down Pct.	41.1	41.3	Hunter	TM	8	109	13.6	30t	4
4th Down: Made/Att	7/11	2/10	O'Leary		8	102	12.8	28	0
4th Down Pct.	63.6	20.0	Gillislee		8	40	5.0	18t	1
POSSESSION AVG.	29:20	30:40	Bush		7	90	12.9	25	0
TOTAL NET YARDS	4121	4160	Salas		4	89	22.3	71t	1
Avg. Per Game	343.4	346.7	Felton		3	31	10.3	22	0
Total Plays	746	762	Harvin		2	6	3.0	5	0
Avg. Per Play	5.5	5.5	Christian		1	14	14.0	14	0
NET YARDS RUSHING	1943	1395	J. Williams		1	0	0.0	0	0
Avg. Per Game	161.9	116.3	TEAM		213	2337	11.0	84t	11
Total Rushes	357	337	OPPONENTS		236	2976	12.6	66t	15

					No.	Yds	Avg	Long	TD
NET YARDS PASSING	2178	2765	* INTERCEPTIONS						
Avg. Per Game	181.5	230.4	Gilmore		4	104	26.0	49	0
Sacked/Yards Lost	35/159	33/211	Robey-Coleman		2	44	22.0	41t	1
Gross Yards	2337	2976	Graham		1	0	0.0	0	0
Att./Completions	354/213	392/236	White		1	0	0.0	0	0
Completion Pct.	60.2	60.2	TEAM		8	148	18.5	49	1
Had Intercepted	5	8	OPPONENTS		5	32	6.4	31	0

					No.	Yds	Avg	Net	TB	In	Lg	B
PUNTS/AVERAGE	57/42.1	53/42.7	* PUNTING									
NET PUNTING AVG.	57/38.6	53/36.6	Schmidt		57	2400	42.1	38.6	2	18	58	0
PENALTIES/YARDS	95/837	92/758	TEAM		57	2400	42.1	38.6	2	18	58	0
FUMBLES/BALL LOST	12/3	20/6	OPPONENTS		53	2263	42.7	36.6	5	13	62	1

					Ret	FC	Yds	Avg	Long	TD
TOUCHDOWNS	37	30	* PUNT RETURNS							
Rushing	23	15	Tate		18	11	208	11.6	43	0
Passing	11	15	Bush		2	2	13	6.5	13	0
Returns	3	0	W. Powell		0	1	0	---	---	0

* SCORE BY PERIODS	Q1	Q2	Q3	Q4	OT	PTS	TEAM		No.	Yds	Avg	Long	TD	
TEAM	68	75	89	73	0	305	OPPONENTS		26	6	162	6.2	22	0
OPPONENTS	55	94	59	66	0	274	* KICKOFF RETURNS							

* SCORING	TD	Ru	Pa	Rt	K-PAT	FG	S	PTS	Tate	No.	Yds	Avg	Long	TD
Carpenter	0	0	0	0	30/33	15/19	0	75	Bush	19	450	23.7	45	0
McCoy	10	9	1	0			0	62	Felton	5	103	20.6	35	0
Gillislee	7	6	1	0			0	42	O'Leary	2	18	9.0	11	0
Taylor	6	6	0	0			0	38	TEAM	1	13	13.0	13	0
Hunter LG	4	0	4	0			0	24	OPPONENTS	27	584	21.6	45	0
Hunter TM	4	0	4	0			0	24	* FIELD GOALS	36	753	20.9	73	0

Goodwin	3	0	3	0			0	18	Carpenter	1-19	20-29	30-39	40-49	50+
Robey-Coleman	2	0	0	2			0	12	TEAM	1/ 1	6/ 6	3/ 3	4/ 7	1/2
Bush	1	1	0	0			0	8	OPPONENTS	1/ 1	6/ 6	3/ 3	4/ 7	1/2
Salas	1	0	1	0			0	6	Carpenter:	0/ 0	3/ 3	8/ 8	6/ 7	4/4

A. Williams	1	0	0	1			0	6	(23G) (40G) (29G) (23G, 49N) (31G, 54N) (26G, 54G, 20G) (
J. Williams	1	1	0	0			0	6	(27G)
Woods	1	0	1	0			0	6	OPP: (50G, 37G) (28G, 29G, 36G) (60G) (48N) (37G, 32G,
O'Leary	0	0	0	0			0	2	54G, 22G) (33G, 48G, 47G) (36G, 33G) (51G, 32G) (49G) (

TEAM	37	23	11	3	30/33	15/19	0	305	(47G, 41G, 47G)
OPPONENTS	30	15	15	0	25/27	21/22	1	274	

2-Pt Conv: Bush, McCoy, O'Leary, Taylor, TM 4-4, OPP 2-3

SACKS: Alexander 10, Hughes 5, Dareus 3.5, K. Williams 3.5, Z. Brown 3, A. Washington 2.5, Lawson 2, Douzable 1.5, P. Brown 1, Graham 1, TM 33, OPP 35

FUM/LOST: Taylor 4/2, McCoy 3/0, Bush 1/0, Manuel 1/0, Schmidt 1/0, J. Williams 1/1, Wood 1/0

* PASSING	Att	Cmp	Yds	Cmp%	Yds/Att	TD	TD%	Int	Int%	Long	Sack/Lost	Rating
Taylor	348	211	2292	60.6	6.59	11	3.2	5	1.4	84t	34/ 157	84.6
Manuel	5	2	45	40.0	9.00	0	0.0	0	0.0	35	1/ 2	72.9
J. Williams	1	0	0	0.0	0.00	0	0.0	0	0.0	---	0/ 0	39.6
TEAM	354	213	2337	60.2	6.60	11	3.1	5	1.4	84t	35/ 159	84.2
OPPONENTS	392	236	2976	60.2	7.59	15	3.8	8	2.0	66t	33/ 211	88.1



# BILLS 2016 REGULAR SEASON STATISTICS

## 2016 DEFENSIVE STATS

### DEFENSIVE TACKLES

PLAYER	Solo	Assist	TFL	TOTAL
Z. Brown	75	41	10	116
P. Brown	53	39	3	92
C. Graham	41	18	2	59
K. Williams	37	18	8	55
R. Darby	41	5	1	46
L. Alexander	33	11	8	44
S. Gilmore	35	5	0	40
J. Hughes	24	11	6	35
L. Douzable	14	15	3	29
R. Blanton	18	8	0	26
A. Williams	13	7	1	20
N. Robey-Coleman	17	3	1	20
M. Dareus	13	7	5	20
C. White	14	5	0	19
A. Washington	9	8	3	17
C. Bryant	5	6	0	11
L. McCray	4	6	0	10
J. Worthy	4	6	1	10
K. Seymour	9	1	0	10
J. Ihedigbo	6	4	0	10
S. Lawson	5	4	3	9
B. Spikes	4	4	0	8
J. Meeks	2	3	0	5
D. Williams	4	0	0	4
R. Humber	2	0	0	2
D. Coleman	1	0	0	1
<b>TOTAL</b>	<b>483</b>	<b>235</b>	<b>55</b>	<b>718</b>

### FUMBLE RECOVERIES

P. Brown	2
N. Robey-Coleman	1
A. Williams	1
C. Graham	1
<b>TOTAL</b>	<b>5</b>

### PASSES DEFENSED

R. Darby	10
S. Gilmore	10
C. Graham	8
N. Robey-Coleman	6
A. Williams	5
J. Hughes	3
L. Alexander	3
C. White	2
K. Seymour	2
D. Williams	1
A. Washington	1
J. Meeks	1
P. Brown	1
M. Dareus	1
J. Ihedigbo	1
S. Lawson	1
<b>TOTAL</b>	<b>56</b>

### SACKS

L. Alexander	10.0
J. Hughes	5.0
K. Williams	3.5
M. Dareus	3.5
Z. Brown	3.0
A. Washington	2.5
S. Lawson	2.0
L. Douzable	1.5
C. Graham	1.0
P. Brown	1.0
<b>TOTAL</b>	<b>33.0</b>

### INTERCEPTIONS

S. Gilmore	4
N. Robey-Coleman	2
C. Graham	1
C. White	1
<b>TOTAL</b>	<b>8</b>

### FUMBLES FORCED

L. Alexander	3
Z. Brown	2
P. Brown	1
J. Hughes	1
L. McCray	1
<b>TOTAL</b>	<b>8</b>

### DEFENSIVE TOUCHDOWNS

N. Robey-Coleman	2
A. Williams	1
<b>TOTAL</b>	<b>3</b>

### SPECIAL TEAMS TACKLES

PLAYER	Solo	Assist	TOTAL
J. Meeks	9	0	9
R. Blanton	9	0	9
R. Humber	7	2	9
K. Seymour	6	0	6
L. Alexander	3	3	6
L. McCray	4	2	6
N. Robey-Coleman	4	0	4
M. Gillislee	4	0	4
S. Brown	2	2	4
C. Graham	3	0	3
P. Brown	2	0	2
C. Anderson	2	0	2
C. White	1	1	2
W. Powell	1	1	2
G. Sanborn	0	2	2
C. Schmidt	1	0	1
J. Williams	0	1	1
<b>TOTAL</b>	<b>58</b>	<b>14</b>	<b>72</b>

## 2016 AFC EAST STANDINGS

TEAM	W	L	HOME	ROAD	PF	PA
New England	10	2	4-2	6-0	319	207
Miami	7	5	5-1	2-4	255	278
<b>Buffalo</b>	<b>6</b>	<b>6</b>	<b>3-2</b>	<b>3-4</b>	<b>305</b>	<b>274</b>
New York	3	9	1-5	2-4	206	307

## BILLS 2016 RANKINGS

### OFFENSE

Category	Total	AFC Rank	NFL Rank
Total Yards/Game	343.3	9th	19th
Points Per Game	25.4	6th	9th
Passing Yards/Game	181.5	16th	32nd
Passing Yards/Attempt	6.6	13th	28th
Interceptions	5	T-3rd	T-5th
Rushing Yards/Game	161.9	1st	1st
Rushing Yards/Play	5.4	1st	1st
Times Sacked	35	30th	T-30th
1st Downs/Game	20.1	9th	T-18th
3rd Down Efficiency	41.1%	6th	14th
4th Down Efficiency	63.6%	6th	8th
Time of Possession	29:20	13th	24th
Punt Return Average	11.1	3rd	6th
Kick Return Average	21.6	9th	18th
Net Punt Average	38.6	13th	26th
Field Goal Percentage	79%	T-13th	T-25th

### DEFENSE

Category	Total	AFC Rank	NFL Rank
Total Yards/Game	346.7	6th	12th
Points Per Game	22.8	8th	17th
Passing Yards/Game	230.4	5th	8th
Passing Yards/Attempt	7.59	9th	15th
Interceptions	8	T-11th	T-13th
Rushing Yards/Game	116.3	11th	26th
Rushing Yards/Play	4.1	8th	16th
Sacks	33	2nd	3rd
1st Downs/Game	21.5	13th	T-25th
3rd Down Efficiency	41.3%	13th	22nd
4th Down Efficiency	20.0%	13th	T-2nd
Time of Possession	30:40	13th	24th
Punt Return Average	6.2	4th	6th
Kick Return Average	20.9	6th	11th
Net Punt Average	42.7	2nd	3rd
Field Goal Percentage	95%	16th	T-31st

>>> THE BILLS ARE  
**FIRST IN THE NFL**  
IN RUSHING YARDS PER GAME  
AND PLAY THIS SEASON



## LAST GAME: BILLS-RAIDERS

**REGULAR SEASON WEEK 13 – Bills 24, Raiders 38**  
**December 4, 2016 – Oakland-Alameda County Coliseum – 54,759**

A 212-yard rushing performance was not enough to lift the Buffalo Bills over the Oakland Raiders, falling 38-24 at Oakland-Alameda County Coliseum. With the loss, Buffalo heads into a three-game homestand with a 6-6 record.

LeSean McCoy ran for a game-high 130 yards on only 17 carries for a 7.6 yards per carry average. Mike Gillislee ran for 49 yards and two scores and QB Tyrod Taylor rushed for 30 yards and one touchdown on the day.

McCoy led the Bills with seven receptions for 61 yards, WR Sammy Watkins snagged three passes for 38 yards and WR Marquise Goodwin hauled in four passes for 35 yards.

Corey Graham had a game-high 11 tackles and one pass defensed and DT Kyle Williams and LB Zach Brown each recorded nine tackles for Buffalo's defense.

The Raiders were led by QB Derek Carr, who helped erase a 15-point second-half deficit and rattle off 29 consecutive points for the victory. Carr finished with 260 yards passing and two touchdowns, WR Michael Crabtree caught seven passes for 74 yards and a touchdown, WR Amari Cooper caught two passes for 59 yards and a score and RB Latavius Murray ran for 82 yards and two touchdowns. Defensively, LB Khalil Mack had a sack and a forced fumble, S Nate Allen recorded an interception and LB Perry Riley had a team-high 10 tackles.

TEAM	1	2	3	4	Final
BILLS	3	7	14	0	24
RAIDERS	3	6	14	15	38

TEAM	QTR.	TIME	SCORING PLAY	DRIVE	SCORE
Bills	1	8:02	D.Carpenter 27 yd. Field Goal	10-72, 4:10	3-0
Raiders	1	4:35	S.Janikowski 47 yd. Field Goal	8-46, 3:27	3-3
Bills	2	13:28	M.Gillislee 1 yd. run (D.Carpenter kick)	11-80, 6:07	10-3
Raiders	2	2:56	S.Janikowski 41 yd. Field Goal	11-38, 4:24	10-6
Raiders	2	0:00	S.Janikowski 47 yd. Field Goal	5-57, 0:30	10-9
Bills	3	14:03	T.Taylor 12 yd. run (D.Carpenter kick)	2-66, 0:57	17-9
Bills	3	9:01	M.Gillislee 2 yd. run (D.Carpenter kick)	10-54, 4:10	24-9
Raiders	3	5:17	M.Crabtree 3 yd. pass from D.Carr (S.Janikowski kick)	9-75, 3:44	24-16
Raiders	3	0:57	L.Murray 1 yd. run (S.Janikowski kick)	5-38, 3:03	24-23
Raiders	4	14:08	A.Cooper 37 yd. pass from D.Carr (S.Janikowski kick)	5-59, 0:40	24-30
Raiders	4	8:34	L.Murray 3 yd. run (D.Carr-S.Roberts pass)	4-16, 2:11	24-38

	BUF	OAK
First Downs	24	24
Rushes-Yards	30-212	32-139
Net Passing Yards	170	260
Total Net Yards	382	399
Passing (A-C-I)	35-18-1	35-19-0
Sacked by Opp.	4-21	0
Punts-Average	5-39.8	5-44.2
Fumbles-Lost	1-1	0-0
Penalties	8-73	7-65
Time of Poss.	30:15	29:45

## WHAT TO LOOK FOR

### TEAM

- Next win will be the 400th regular season win in franchise history.
- With three rushing touchdowns, the Bills would reach 26 on the season which would be tied for the most in franchise history.
- Looking to rush for 150 yards or more for the sixth consecutive game. Would be the third time in franchise history with a streak of six or more (1962 and 1973-74)

### OFFENSE

#### QB Tyrod Taylor

- Needs 13 rushing yards to reach 1,050 as a Bill and pass Jim Kelly (1,049) for the second most rushing yards by a QB in franchise history.
- Needs one rushing touchdown to reach 11 with the Bills and move in to sole possession of the second-most in team history.
- Needs two touchdown passes to tie JP Losman (33) for eighth place in team history
- Needs eight yards rushing to reach 477 for the season and have the second most rushing yards by a Bills QB in one season.

#### TE Charles Clay

- Needs two receptions to reach 250 for his career.
- Needs two touchdowns to reach 20 for his career.

#### RB LeSean McCoy

- Needs one touchdown to reach 70 for his career. Would be the fourth active running back with over 70 touchdowns.
- Needs one rushing touchdown to reach 10 for the season. It would be the second time in his career that McCoy has at least 10 rushing touchdowns in a season (17, 2011 w/PHI)
- Needs 51 rushing yards to reach 1,000 on the season. Would be his fifth career season with over 1,000 yards rushing.
- Needs 156 rushing yards to reach 2,000 in his Bills career.
- Will start his 100th career game

#### WR Robert Woods

- Needs six receptions to reach 200 for his career. Will be the fourth player in franchise history with 200 catches in his first four seasons.

#### WR Sammy Watkins

- Needs two receptions to pass Peerless Price (138) for the fifth most catches by a Bill in their first three pro seasons

### DEFENSE

#### DT Kyle Williams

- Needs one sack to reach 40.0 for his career

#### LB Shaq Lawson

- Needs one sack to become the 14th rookie in franchise history with 3.0 sacks in his first season and two sacks to become the 8th rookie with 4.0 sacks in his first season.

#### DE Adolphus Washington

- Needs half a sack to become the 14th rookie in franchise history with 3.0 sacks in his first season and 1.5 sacks to become the 8th rookie with 4.0 sacks in his first season.

#### LB Lorenzo Alexander

- Needs four QB hits to reach 50 for his career

### SPECIAL TEAMS

#### K Dan Carpenter

- Needs eight points to reach 450 as a Bill
- Needs 23 points to reach 1,000 for his career.





## QUOTE OF THE WEEK

### Bills HC Rex Ryan on the play of LeSean McCoy:

"He's a fantastic player...We know what he is, from every single time out the guy's the best player on the field. We just have to find ways to win as a team and it's always going to take that kind of day from Shady, that kind of effort and he gives it each time."

## BILLS-STEELERS SERIES HIGHS

### RUSHING YARDS

**Bills:** 227, O.J. Simpson 9/28/1975 @ PIT

**Steelers:** 151, Rashard Mendenhall 11/28/2010 @ BUF

### RECEIVING YARDS

**Bills:** 122, Haven Moses 10/11/1970 @ PIT

122, Eric Moulds 10/10/1999 @ BUF

**Steelers:** 118, Weegie Thompson 9/25/1988 @ BUF

### PASSING YARDS

**Bills:** 363, Jim Kelly 9/8/1991 @ BUF

**Steelers:** 330, Bubby Brister 9/25/1988 @ BUF

## TALE OF THE TAPE - 2016 STATS

Bills	Category	Steelers
6-6	Record	7-5
305	Points Scored	290
274	Points Allowed	236
37	Touchdowns Scored	35
30	Touchdowns Allowed	26
23	Rushing TDs	8
11	Passing TDs	26
3	Return TDs	1
15	Rushing TDs Allowed	10
15	Passing TDs Allowed	15
0	Return TDs Allowed	1
35/159	Sacked/Yards Lost	16/140
12/3	Fumbles/Lost	14/3
5	Had Intercepted	9
15/19	Field Goals Made/Attempted	15/19
343.4	Average Yards Per Game	366.8
346.7	Opp. Average Yards Per Game	348.3
161.9	Average Rushing Yards Per Game	102.3
116.3	Opp. Avg. Rushing Yards Per Game	92.0
181.5	Average Passing Yards Per Game	264.6
230.4	Opp. Avg. Passing Yards Per Game	256.3
+6	Turnover Ratio	+4
29:19	Average Time of Possession	30:11
19th/1st/32nd	NFL Rank-Total Offense/Run/Pass	11th/18th/8th
12th/26th/8th	Rank-Total Defense/Run/Pass	14th/6th/9th
vs CLE	Next Week	at CIN

## 2016 BILLS/STEELERS LEADERS

### BILLS

#### PASSING

Tyrod Taylor - 2,292 yards

EJ Manuel - 45 yards

#### RUSHING

LeSean McCoy - 949 yards

Tyrod Taylor - 469 yards

Mike Gillislee - 375 yards

Jonathan Williams - 73 yards

Brandon Tate - 18 yards

#### RECEIVING

Robert Woods - 493 yards

Marquise Goodwin - 364 yards

Charles Clay - 323 yards

LeSean McCoy - 236 yards

Sammy Watkins - 181 yards

Brandon Tate - 117 yards

Justin Hunter - 109 yards

Nick O'Leary - 102 yards

#### POINTS

Dan Carpenter - 75 points

LeSean McCoy - 62 points

Mike Gillislee - 42 points

Tyrod Taylor - 38 points

Justin Hunter - 24 points

Marquise Goodwin - 18 points

#### INTERCEPTIONS

Stephon Gilmore - 4

Nickell Robey-Coleman - 2

Corey Graham - 1

Corey White - 1

#### SACKS

Lorenzo Alexander - 10.0

Jerry Hughes - 5.0

Kyle Williams - 3.5

Marcell Dareus - 3.5

Zach Brown - 3.0

#### TACKLES

Zach Brown - 116

Preston Brown - 92

Corey Graham - 59

Kyle Williams - 55

Ronald Darby - 46

Lorenzo Alexander - 44

### STEELERS

Ben Roethlisberger - 3,034 yards

Landry Jones - 281 yards

Le'Veon Bell - 817 yards

DeAngelo Williams - 276 yards

Darius Heyward-Bay - 60 yards

Fitzgerald Toussaint - 38 yards

Ben Roethlisberger - 22 yards

Antonio Brown - 1,052

Le'Veon Bell - 501 yards

Sammie Coates - 425 yards

Eli Rogers - 354 yards

Jesse James - 268 yards

Ladarius Green - 207 yards

Cobi Hamilton - 138 yards

Xavier Grimble - 98 yards

Antonio Brown - 66 points

Chris Boswell - 62 points

Le'Veon Bell - 26 points

DeAngelo Williams - 24 points

Darius Heyward-Bay - 18 points

Jesse James - 18 points

Artie Burns - 2

7 others with 1

James Harrison - 5.0

Arthur Moats - 3.5

Stephon Tuitt - 3.0

Cameron Heyward - 3.0

Anthony Chickillo - 2.5

Lawrence Timmons - 89

Michael Mitchell - 57

Ryan Shazier - 56

Ross Cockrell - 44

Artie Burns - 43

Sean Davis - 41

## FORMER BILLS / STEELERS

- Steelers CB **Ross Cockrell** was drafted by the Bills in the fourth round of the 2014 NFL Draft and spent one season in Buffalo.
- Steelers S **Jordan Dangerfield** originally entered the NFL as an undrafted free agent with the Bills in 2013.
- Steelers LB **Arthur Moats** was drafted by the Bills in 2010 and played four seasons there, making 20 starts and earning the team's 2013 Walter Payton Man of the Year in his tenure.
- Steelers Special Teams Coordinator **Danny Smith** was the Bills' special teams coach from 2001-03.
- Steelers RB Coach **James Saxson** was the Bills' RB coach in 2000.
- Buffalo Bills GM **Doug Whaley** was born in Pittsburgh and attended Upper St. Clair High School before playing cornerback at Pitt. Whaley spent 10 years in the Steelers' personnel department before joining the Bills in 2010.
- Bills Player Personnel Advisor **Kelvin Fisher** spent 2000-12 with the Steelers as a scout.

## HOMETOWN CONNECTIONS

- Bills CB **Marcus Roberson** and Steelers T **Marcus Gilbert** both attended Aquinas High School in Fort Lauderdale, FL. Steelers LB **Ryan Shazier** also grew up in the Fort Lauderdale area.
- Bills G **John Miller** competed against Steelers WR **Eli Rogers** and Steelers CB **Artie Burns** in high school. All from Miami, FL, Miller played for Central High School and Rogers and Burns played for Northwestern High School. The trio took the field together in 2010, with Miller's Central HS topping Northwestern 25-22 in 2010. Steelers WR **Antonio Brown** also hails from Miami.
- Bills TE **Nick O'Leary** attended Dwyer High School in Palm Beach, FL and was rivals with Steelers S **Jordan Dangerfield**, who attended Royal Palm Beach High School.
- Bills DE **Leger Douzable** and Steelers LB **Anthony Chickillo** both attended Bralio Alonso High School in Tampa, Florida.
- Bills WR **Justin Hunter** and Steelers S **Shamarko Thomas** were teammates at Ocean Lakes High School in Virginia Beach, Virginia. They were in the same division as Bills QB **EJ Manuel**, who attended Bayside High School in Virginia Beach.
- Bills DT **Deandre Coleman** grew up in Seattle, WA, 11 miles from Steelers G **David DeCastro's** hometown of Bellevue, WA.
- Bills FB **Jerome Felton** and Steelers TE **Ladarius Green** were both born in Germany.

## PRO CONNECTIONS

- Steelers RB **Daryl Richardson** spent the 2014 season on the Jets practice squad. Bills Head Coach **Rex Ryan** served as the Jets head coach and Bills Offensive Coordinator **Anthony Lynn** served as Richardson's running backs coach.

## PRO CONNECTIONS

- Bills WR **Brandon Tate** and Steelers LB **James Harrison** were teammates in Cincinnati during the 2013 season.
- Bills QB **Tyrod Taylor** and Steelers RB **Fitzgerald Toussaint** played together with the Ravens during the 2014 season.
- Steelers Offensive Line Coach **Mike Munchak** served as Bills LB **Zach Brown's** and WR **Justin Hunter's** head coach with the Titans in 2013. Brown and Hunter were also teammates with Steelers QB **Zach Mettenberger** from 2014-15 in Tennessee.
- Bills Offensive Line Coach **Aaron Kromer** and Steelers Head Coach **Mike Tomlin** served on the Buccaneers coaching staff together in 2005. Kromer was a senior assistant, while Tomlin was the defensive backs coach.
- Bills LB **Lorenzo Alexander** played under Steelers Special Teams Coordinator **Danny Smith** in Washington from 2007-12.
- Bills QB Coach **David Lee**, Bills OC **Anthony Lynn**, Bills Senior Offensive Assistant **Chirs Palmer** and Steelers OC **Todd Haley** all coached on the offensive side of the ball with the Dallas Cowboys in 2006.
- Bills HC **Rex Ryan** coached Steelers DB Coach **Carnell Lake** on the Ravens in 2001.

## COLLEGE CONNECTIONS

- Bills RB **LeSean McCoy** played his home games at Heinz Field while attending the University of Pittsburgh at from 2007-08. Shady ranks seventh on Pitt's all-time scoring list with 216 points over the course of two seasons.
- Bills T **Cordy Glenn** and Steelers LB **Jarvis Jones** played together at Georgia during the 2010 and 2011 seasons.
- Bills G **John Miller** and LB **Preston Brown** played with Steelers WR **Eli Rogers** at Louisville from 2011-13.
- Bills CB **Kevon Seymour**, CB **Nickell Robey-Coleman** and WR **Robert Woods** were teammates with Steelers TE **Xavier Grimble** at USC from 2011-12.
- Bills DT **Adolphus Washington** and QB **Cardale Jones** were teammates with Steelers LB **Ryan Shazier** at Ohio State from 2011-13.

>>> **Buffalo Bills GM Doug Whaley** was born in Pittsburgh and attended Upper St. Clair High School before playing cornerback at Pitt. Whaley spent 10 years in the Steelers' personnel department before joining the Bills in 2010.





## BILLS - PROJECTED STARTERS

### OFFENSE

WR **ROBERT WOODS** - Leads the team with 42 catches for 493 yards and one touchdown on the season. Missed the last two games with an injury.

LT **CORDY GLENN** - Has started 71 games in his first five seasons.

LG **RICHIE INCOGNITO** - Was elected to the Pro Bowl in 2015 and has started in all 130 games he's appeared in during his NFL career.

C **RYAN GROV** - Has appeared in 20 games in his career, starting in six games.

RG **JOHN MILLER** - Has started in all 24 games he's appeared in so far in Buffalo.

RT **JORDAN MILLS** - Has played in 51 games with 46 starts during his NFL career.

TE **CHARLES CLAY** - Has 36 receptions for 323 yards this season.

WR **SAMMY WATKINS** - Has 12 receptions for 181 yards this season in four games.

QB **TYROD TAYLOR** - Has completed 211 of his 348 passes for 2,292 yards, 11 touchdowns and five interceptions this season. Also has added 469 yards and six touchdowns on the ground. Threw for 3,035 yards, 20 touchdowns and 6 interceptions, added another 568 yards rushing and four touchdowns in 2015 on the way to his first Pro Bowl appearance.

RB **LESEAN MCCOY** - Has totaled 949 yards and nine touchdowns on 174 carries this season. He also has 35 catches for 236 yards and a touchdown. A four-time Pro Bowler who rushed for 895 yards and three touchdowns, adding 292 yards receiving and two touchdowns in 2015.

FB **JEROME FELTON** - Has played in 27 games for the Bills and has helped block for the number one rushing offense in the NFL in the past two seasons.

#### KEY RESERVES

RB **MIKE GILLISLEE** - Has 64 rush attempts for 375 yards and six touchdowns on the season and has eight receptions for 40 yards and a touchdown.

WR **MARQUISE GOODWIN** - Has 24 catches for 364 yards and three touchdowns this season.

WR **BRANDON TATE** - Has totaled 450 yards on 19 kick returns and 208 yards on 18 punt returns this year.

WR **JUSTIN HUNTER** - Has eight catches for 109 yards and four touchdowns this season.

TE **NICK O'LEARY** - Has eight catches for 102 yards this season.

### DEFENSE

DT **KYLE WILLIAMS** - Has 55 tackles, 3.5 sacks, eight tackles for a loss and 13 QB hits this season. Has started 143-of-148 games and earned four-time Pro Bowl honors (2010, 2012, 2013, and 2014).

NT **MARCELL DAREUS** - Has 20 tackles, 3.5 sacks, one pass defended, four QB hits and five tackles for a loss in his four games this season.

DE **ADOLPHUS WASHINGTON** - Has totaled 17 tackles, 2.5 sacks, one pass defended, three QB hits and three tackles for a loss so far in his rookie season.

LB **JERRY HUGHES** - Has totaled 35 tackles, five sacks, one forced fumble and three passes defended on the season. Also has six tackles for a loss and nine QB hits.

LB **ZACH BROWN** - Leads the team and ranks second in the league with 116 tackles on the season. He also has three sacks, two forced fumbles, seven QB hits and 10 tackles for a loss.

LB **PRESTON BROWN** - Has totaled 92 tackles, one sack, three tackles for a loss, two quarterback hits, one pass defended, one forced fumble and two fumble recoveries so far this season.

LB **LORENZO ALEXANDER** - Has totaled 44 tackles, a team-high 10.0 sacks, eight tackles for a loss, 16 QB hits, three passes defended and three forced fumbles on the year.

CB **RONALD DARBY** - Has recorded 46 tackles, one QB hit, one tackle for a loss and 10 passes defended this season. Missed the last game with an injury.

CB **STEPHON GILMORE** - Has totaled 40 tackles, four interceptions and 10 passes defended this season.

S **COREY GRAHAM** - Has 59 tackles, one sack, two tackles for a loss, one QB hit, one interception and eight passes defended.

S **JAMES IHEDIGBO** - Has 10 tackles and one pass defended so far this season.

#### KEY RESERVES

CB **NICKELL ROBEY-COLEMAN** - Has 20 tackles, one fumble recovery, six passes defended, two interceptions, one tackle for a loss, one forced fumble and two touchdowns this season.

DT **JEREL WORTHY** - Has 10 tackles and one tackle for a loss this season.

DT **LEGER DOUZABLE** - Has totaled 29 tackles, 1.5 sacks, three tackles for a loss and seven QB hits this season.

DT **SHAQ LAWSON** - Has nine tackles, two sacks, three QB hits, one pass defended and three tackles for a loss.

CB **KEVON SEYMOUR** - Has 10 tackles and two passes defended this year.

CB **COREY WHITE** - Has 19 tackles, two passes defended and one interception this year.



# POSITION-BY-POSITION BREAKDOWN

## QUARTERBACKS (3)

No	Name	Pos	HT	WT	Exp	College
3	EJ Manuel	QB	6'4	237	4	Florida State
5	Tyrod Taylor	QB	6'1	215	6	Virginia Tech
7	Cardale Jones	QB	6'5	250	R	Ohio State

**EJ MANUEL** has played in 25 career games with 16 starts and has totaled 310 completions on 526 pass attempts for 3,416 yards, 19 touchdowns and 15 interceptions...**TYROD TAYLOR** has completed 211 of his 348 passes for 2,292 yards, 11 touchdowns and five interceptions this season. He also has added 469 yards and six touchdowns on the ground. Threw for 3,035 yards, 20 touchdowns and 6 interceptions, added another 568 yards rushing and four touchdowns in 2015 on the way to his first Pro Bowl appearance...**CARDALE JONES** was drafted by the Bills in the fourth round (139th overall) in the 2016 NFL Draft. He played three years at Ohio State appearing in 23 games and went 11-0 as a starter.



## RUNNING BACKS (5)

No	Name	Pos	HT	WT	Exp	College
22	Reggie Bush	RB	6'0	201	11	Southern California
25	LeSean McCoy	RB	5'11	208	8	Pittsburgh
31	Jonathan Williams	RB	6'0	223	R	Arkansas
35	Mike Gillislee	RB	5'11	219	3	Florida
42	Jerome Felton	FB	6'0	248	9	Furman

**REGGIE BUSH** has seven receptions for 90 yards, 10 rushes for one yard and a touchdown and five punt returns for 103 yards...**LESEAN MCCOY** has totaled 949 yards and nine touchdowns on 174 carries this season. He also has 35 catches for 236 yards and a touchdown. A four-time Pro Bowler who rushed for 895 yards and three touchdowns, adding 292 yards receiving and two touchdowns in 2015...**JONATHAN WILLIAMS** has 20 carries for 73 yards and one touchdown this season. He was drafted by the Bills in the fifth round (156th overall) in the 2016 NFL Draft. The former Arkansas Razorback missed his senior season with a foot injury. In his three years in college, he managed to rush for 2,321 yards and 16 touchdowns, while adding another 345 yards and six touchdowns receiving...**MIKE GILLISLEE** has 64 rush attempts for 375 yards and six touchdowns on the season and has eight receptions for 40 yards and a touchdown...**JEROME FELTON** has played in 27 games for the Bills and has helped block for the number one rushing offense in the NFL in the past two seasons.





# POSITION-BY-POSITION BREAKDOWN

## WIDE RECEIVERS (6)

No	Name	Pos	HT	WT	Exp	College
10	Robert Woods	WR	6'0	190	4	Southern California
13	Dez Lewis	WR	6'4	214	1	Central Arkansas
14	Sammy Waktins	WR	6'1	211	3	Clemson
15	Brandon Tate	WR	6'1	195	8	North Carolina
17	Justin Hunter	WR	6'4	203	4	Tennessee
88	Marquise Goodwin	WR	5'9	179	4	Texas

**ROBERT WOODS** leads the team with 42 catches for 493 yards and one touchdown on the season...**DEZ LEWIS** has appeared in one game this season...**SAMMY WATKINS** has 12 receptions for 181 yards this season...**BRANDON TATE** has caught eight passes for 117 yards and totaled 450 yards on 19 kick returns and 208 yards on 18 punt returns this year...**JUSTIN HUNTER** has eight catches for 109 yards and four touchdowns this season...**MARQUISE GOODWIN** has 24 catches for 364 yards and three touchdowns this season.



## TIGHT ENDS (4)

No	Name	Pos	HT	WT	Exp	College
82	Logan Thomas	TE	6'6	250	2	Virginia Tech
84	Nick O'Leary	TE	6'3	252	1	Florida State
85	Charles Clay	TE	6'3	255	6	Tulsa
87	Gerald Christian	TE	6'3	250	1	Louisville

**LOGAN THOMAS** has not appeared in a game yet this season...**NICK O'LEARY** has eight catches for 102 yards this season...**CHARLES CLAY** has 36 receptions for 323 yards this season...**GERALD CHRISTIAN** has one reception for 14 yards.





# POSITION-BY-POSITION BREAKDOWN

## OFFENSIVE LINE (7)

No	Name	Pos	HT	WT	Exp	College
64	Richie Incognito	G	6'3	319	10	Nebraska
67	Patrick Lewis	C	6'1	311	4	Texas A&M
71	Cyrus Kouandjio	T	6'7	332	3	Alabama
72	Ryan Groy	C/G	6'5	320	3	Wisconsin
76	John Miller	G	6'2	312	2	Louisville
77	Cordy Glenn	T	6'6	345	5	Georgia
79	Jordan Mills	T	6'5	316	4	Louisiana Tech

**RICHIE INCOGNITO** was elected to the Pro Bowl in 2015 and has started in all 130 games he's appeared in during his career... **PATRICK LEWIS** has played in 17 games with 13 career starts... **CYRUS KOUANDJIO** has played in 21 games in his career with the Bills... **RYAN GROU** has appeared in 20 games in his career, starting in six games... **JOHN MILLER** has started in all 24 games he's appeared in so far in Buffalo... **CORDY GLENN** has started 71 games in his first five seasons... **JORDAN MILLS** has played in 51 games with 46 starts during his NFL career.

## DEFENSIVE LINE (6)

No	Name	Pos	HT	WT	Exp	College
91	Leger Douzable	DE	6'4	284	7	Central Florida
92	Adolphus Washington	DT	6'4	295	R	Ohio State
94	Jerel Worthy	DE	6'2	308	3	Michigan State
95	Kyle Williams	DT	6'1	303	11	LSU
98	Deandre Coleman	DT	6'5	341	1	California
99	Marcell Dareus	NT	6'3	331	6	Alabama

**LEGER DOUZABLE** has totaled 29 tackles, 1.5 sacks, three tackles for a loss and seven QB hits this season... **ADOLPHUS WASHINGTON** has totaled 17 tackles, 2.5 sacks, one pass defended, three QB hits and three tackles for a loss so far in his rookie season... **JEREL WORTHY** has 10 tackles and one tackle for a loss this season... **KYLE WILLIAMS** has 55 tackles, 3.5 sacks, eight tackles for a loss and 13 QB hits this season. Has started 143-of-148 games and earned four-time Pro Bowl honors (2010, 2012, 2013, and 2014)... **DEANDRE COLEMAN** has one tackle on the season... **MARCELL DAREUS** has 20 tackles, 3.5 sacks, one pass defended, four QB hits and five tackles for a loss in his four games this season.



# POSITION-BY-POSITION BREAKDOWN

## LINEBACKERS (8)

No	Name	Pos	HT	WT	Exp	College
50	Ramon Humber	LB	5'11	235	8	North Dakota State
51	Brandon Spikes	LB	6'2	255	6	Florida
52	Preston Brown	LB	6'1	251	3	Louisville
53	Zach Brown	LB	6'1	248	5	UNC
55	Jerry Hughes	LB	6'2	254	7	TCU
56	Lerentee McCray	LB	6'3	249	4	Florida
57	Lorenzo Alexander	LB	6'1	245	10	California
90	Shaq Lawson	LB	6'3	270	R	Clemson

**RAMON HUMBER** has two tackles on defense and nine tackles on special teams...**BRANDON SPIKES** has totaled eight tackles this season...**PRESTON BROWN** has totaled 92 tackles, one sack, three tackles for a loss, two quarterback hits, one pass defended, one forced fumble and two fumble recoveries so far this season...**ZACH BROWN** leads the team and ranks second in the league with 116 tackles on the season. He also has three sacks, two forced fumbles, seven QB hits and 10 tackles for a loss...**JERRY HUGHES** has totaled 35 tackles, five sacks, one forced fumble and three passes defended on the season. Also has six tackles for a loss and nine QB hits...**LERENTEE MCCRAY** has 10 tackles and one forced fumble this season...**LORENZO ALEXANDER** has totaled 44 tackles, a team-high 10.0 sacks, eight tackles for a loss, 16 QB hits, three passes defended and three forced fumbles on the year...**SHAQ LAWSON** has nine tackles, two sacks, three QB hits, one pass defended and three tackles for a loss.

## SPECIALISTS (3)

No	Name	Pos	HT	WT	Exp	College
2	Dan Carpenter	K	6'2	228	9	Montana
6	Colton Schmidt	P	5'11	224	3	California-Davis
65	Garrison Sanborn	LS	6'1	240	8	Florida State

**DAN CARPENTER** has hit 15 of his 19 field goal attempts this season and 30 of his 33 PATs...**COLTON SCHMIDT** has punted 57 times this season for an average of 42.1 yards per punt and has placed 18 punts inside the 20...**GARRISON SANBORN** has appeared in each of the team's 124 regular season games in his eight years with the Bills.

## DEFENSIVE BACKS (10)

No	Name	Pos	HT	WT	Exp	College
20	Corey Graham	S	6'0	196	10	New Hampshire
21	Nickell Robey-Coleman	CB	5'8	165	4	Southern California
24	Stephon Gilmore	CB	6'1	190	5	South Carolina
27	James Ihedigbo	S	6'1	214	9	Massachusetts
28	Ronald Darby	CB	5'11	195	2	Florida State
29	Kevon Seymour	CB	6'0	185	R	Southern California
30	Corey White	CB	6'1	210	5	Samford
36	Jonathan Meeks	S	6'0	209	4	Clemson
38	Sergio Brown	S	6'2	210	7	Notre Dame
39	Marcus Roberson	CB	6'0	194	3	Florida

**COREY GRAHAM** has 59 tackles, one sack, two tackles for a loss, one QB hit, one interception and eight passes defended...**NICKELL ROBEY-COLEMAN** has 20 tackles, one fumble recovery, six passes defended, two interceptions, one tackle for a loss, one forced fumble and two touchdowns this season...**STEPHON GILMORE** has totaled 40 tackles, four interceptions and 10 passes defended this season...**JAMES IHEDIGBO** has 10 tackles and one pass defended so far this season...**RONALD DARBY** has recorded 46 tackles, one QB hit, one tackle for a loss and 10 passes defended this season...**KEVON SEYMOUR** has 10 tackles and two passes defended this year...**COREY WHITE** has 19 tackles, two passes defended and one interception this year...**JONATHAN MEEKS** has nine tackles on defense and one fumble recovery on special teams...**SERGIO BROWN** has four tackles on special teams this season for the Bills...**MARCUS ROBERSON** has appeared in three games so far this season with the Bills.



OFFENSE NOTES

**WIN WITH THE RUN**

The Bills picked up where they left off last season and are pounding the rock at a high level. After leading the NFL in rushing last season, the Bills are again at the top of the league in rushing yards per game:

**NFL RUSHING LEADERS - 2016**

RK.	TEAM	RUSHING YARDS PER GAME
1.	Buffalo	161.9
2.	Dallas	155.8
3.	Tennessee	141.5
4.	San Francisco	127.7
5.	Houston	121.2

The Bills also lead the NFL in yards per carry at 5.44 yards per carry:

**NFL RUSHING LEADERS - 2016**

RK.	TEAM	RUSHING YARDS PER CARRY
1.	Buffalo	5.44
2.	Dallas	4.78
3.	Tennessee	4.77
4.	Miami	4.68
5.	Washington	4.48

The Bills also have the most rushing touchdowns this year with 23. That total is the third most in Bills history:

**NFL RUSHING LEADERS - 2016**

RK.	TEAM	RUSHING TOUCHDOWNS
1.	Buffalo	23
2.	Dallas	20
3t.	Carolina	14
3t.	New England	14
3t.	Atlanta	14
3t.	Oakland	14

The Bills are tied for the league lead with 55 rushes over 10 yards and lead the way with 18 rushes over 20 yards:

**NFL RUSHING LEADERS - 2016**

RK.	TEAM	10+ YARD RUNS	10+ YARD TDS
1t.	Buffalo	55	9
1t.	Dallas	55	5
3.	Miami	47	4
4.	Tennessee	44	4
5.	San Francisco	43	1

RK.	TEAM	20+ YARD RUNS	20+ YARD TDS
1.	Buffalo	18	5
2t.	Dallas	13	2
2t.	Oakland	13	2
4.	Miami	10	2

OFFENSE NOTES

**PUTTING UP POINTS**

The Bills have been consistently putting up points this season and rank sixth in the AFC with 25.4 points per game. Buffalo has 305 points this season, which is the most by the Bills through their first 12 games since 2002:

**AFC SCORING LEADERS - 2016**

RK.	TEAM	POINTS PER GAME
1.	Oakland	28.8
2.	San Diego	27.8
3.	New England	26.6
4.	Indianapolis	25.9
5.	Tennessee	25.7
5.	Buffalo	25.4

**PRODUCING IN THE RED ZONE**

The Bills have taken better advantage of their opportunities in the red zone this season, as they have scored touchdowns on 25 of their 38 trips inside this season. That touchdown efficiency currently ranks sixth in the NFL:

**NFL RED ZONE LEADERS - 2016**

RK.	TEAM	RED ZONE TD %
1.	Tennessee	29/40, 72.5%
2.	Carolina	24/35, 68.6%
3.	New Orleans	34/50, 68.0%
4.	Dallas	31/47, 66.0%
5.	Indianapolis	27/41, 65.9%
6.	Buffalo	25/38, 65.8%

**HISTORIC RUSHING PRODUCTION**

The Bills have been dominating on the ground this year and have been putting up historic numbers. The current average of 5.44 yards per carry is the highest in franchise history:

**BILLS RUSHING LEADERS - FRANCHISE HISTORY**

RK.	YEAR	RUSHING YARDS PER CARRY
1.	2016	5.44
2.	1973	5.10
3.	1975	5.06
4.	2012	5.02
5.	1962	4.95

**PROTECT THE BALL**

Buffalo has been able to stay in the positives when it comes to turnover differential because they have the fewest giveaways in the league with 8:

**NFL TURNOVER LEADERS - 2016**

RK.	TEAM	GIVEAWAYS
1t.	Buffalo	8
1t.	Detroit	8
1t.	New England	8
4t.	Minnesota	9
4t.	Oakland	9

DEFENSE NOTES

**GET AFTER THE QB**

The Bills have been effective so far this season in regards to putting pressure on the opposing quarterback. Their 33 sacks are third in the NFL lead this season:

**NFL SACK LEADERS - 2016**

RK.	TEAM	SACKS
1.	Denver	36.0
2.	Carolina	34.0
<b>3.</b>	<b>Buffalo</b>	<b>33.0</b>
4t.	Seattle	31.0
4t.	Arizona	31.0
4t.	Minnesota	31.0

**LIMIT THE AIR ATTACK**

The Bills have been limiting their opponent's aerial attack as of late. Buffalo is allowing 230.4 passing yards per game this season, which is the fifth fewest in the AFC:

**AFC PASSING DEFENSE LEADERS - 2016**

RK.	TEAM	PASSING YARDS PER GAME
1.	Denver	192.7
2.	Jacksonville	195.8
3.	Houston	208.4
4.	Baltimore	222.3
<b>5.</b>	<b>Buffalo</b>	<b>230.4</b>

PRO BOWL VOTE UPDATE

The first update of the Fan Pro Bowl vote was released this week and four Bills rank in the Top 5 of their position:

- **Lorenzo Alexander (ST-2nd/OLB-5th)**
- **Zach Brown (ILB-3rd)**
- **Brandon Tate (Returners-4th)**
- **Preston Brown (ILB-5th)**

Fan voting for the 2017 Pro Bowl will continue online and on web-enabled mobile phones at [www.NFL.com/probowlvote](http://www.NFL.com/probowlvote) until Tuesday, December 13. Fans may also vote for who they want to see on the 2017 Pro Bowl roster via social media by using #ProBowlVote and the player's first and last name on Twitter and Instagram. On Facebook, fans may comment on any official Pro Bowl Vote post by the NFL or a club.

The Pro Bowl players are determined by the consensus votes of fans, players and coaches. Each group's vote counts one-third toward determining the 88 All-Star players who will be selected to the Pro Bowl. NFL players and coaches will cast their votes on Friday, December 16. The NFL is the only sports league that combines voting by fans, coaches and players to determine its all-star teams. It was the first professional sports league to offer online all-star voting in 1995.

TEAM NOTES

**KEYS TO SUCCESS**

Buffalo has used the turnover battle to stay in games this season. Their differential of +6 is fifth in the NFL:

**NFL TURNOVER LEADERS - 2016**

RK.	TEAM	TURNOVER DIFFERENTIAL
1.	Kansas City	+14
2.	Minnesota	+13
3.	Oakland	+12
4.	Denver	+7
<b>5t.</b>	<b>Buffalo</b>	<b>+6</b>
5t.	Seattle	+6
5t.	Detroit	+6

SPECIAL TEAMS NOTES

**PUNT RETURN PROVIDING A SPARK**

The Bills punt return unit has been performing at a top level so far this season. Buffalo is averaging 11.1 yards per punt return which is the sixth highest average in the NFL:

**NFL PUNT RETURN LEADERS- 2016**

RK.	TEAM	PUNT RETURN AVG
1.	Detroit	14.7
2.	Washington	14.6
3.	Kansas City	14.4
4.	Philadelphia	12.9
5.	Houston	12.1
<b>6.</b>	<b>Buffalo</b>	<b>11.1</b>

The Bills have built that high average through big returns. Buffalo currently ranks second in the NFL with five returns over 20 yards:

**NFL PUNT RETURN LEADERS- 2016**

RK.	TEAM	PUNT RETURNS OVER 20 YARDS
1.	Kansas City	6
<b>2.</b>	<b>Buffalo</b>	<b>5</b>
3t.	Washington	4
3t.	Green Bay	4
3t.	New Orleans	4
3t.	San Francisco	4





## 2016 BY THE NUMBERS

**0** The Bills allowed zero points in their Week Four matchup with the Patriots. It was the first shutout by the Bills since 2013.

**1ST** Lorenzo Alexander is the first Bill to participate in a sack in each of the team's first seven games of the season since sacks became an official stat in 1982.

**1ST** Lorenzo Alexander is the first linebacker in Bills history with a sack in seven consecutive games.

**2** Nickell Robey-Coleman has two defensive touchdowns on the season. He has scored on a fumble recovery and on an interception.

**3** LeSean McCoy is one of three active players with 65+ career touchdowns, 8,000 rushing yards and 2,500 receiving yards.

**4** The Bills won four straight games (Week 3-6) for the first time since the 2008 season.

**4** The Bills rushed for four touchdowns against the 49ers in Week 6, which marked the first time since 1995 that Buffalo had four rushing touchdowns in one game at home.

**6** Tyrod Taylor has rushed for six touchdowns this season, which is the most by a Bills QB since Daryle Lamonica in 1964.

**+6** The Bills have been able to capitalize on turnovers this season and Buffalo currently are tied for fifth in the NFL with a turnover differential of +6.

**7** LeSean McCoy has now rushed for over 1,000 yards in seven straight seasons.

**8** The Bills have only committed eight turnovers so far this season, which is the fewest in the NFL.

**8TH** The Bills were the eighth team since 1991 to record four interceptions in the 4th quarter after their performance against the Cardinals in Week Three.

**10.0** Lorenzo Alexander is currently tied for third in the NFL with 10.0 sacks

**12** The Bills converted 12 of their 17 third downs against the Seahawks, which tied a franchise record.

**17** Zach Brown had a career-high 17 tackles against the Patriots in Week Four.

**18** The Bills recorded points in 18 consecutive quarters in games 5-9, which tied a team record set in games 1-5 of 1992.

**20** Tyrod Taylor reached 4,000 passing yards with the Bills in his 20th game, the fourth quickest in franchise history.

**23** The Bills have rushed for 23 rushing touchdowns in 2016 and the total is the third-highest in team history - highest total since 1975 (26).

**33.0** The Bills currently have 33.0 sacks which is the third most in the NFL.

**33-18** The Bills defeated the Cardinals 33-18 in Week Three. It was the first NFL game to finish with a score of 33-18 since 2000. (Giants 33, Eagles 18)

**49** Tyrod Taylor set a career-high with a 49-yard run in Week Three against Arizona. It is the longest run by a quarterback in Bills history.

**50TH** LeSean McCoy recorded the 50th rushing touchdown of his career against the Cardinals in Week Three. He is one of six active running backs with over 50 rushing touchdowns.

**60** Dan Carpenter has recorded a point in 60 straight games, which is the second longest streak in franchise history.

**75** LeSean McCoy's 75-yard touchdown run against the Jaguars was a career-long for the running back.

**100** Dan Carpenter made his 100th field goal as a Bill against the Patriots.

**100+** LeSean McCoy has gone over 100 yards from scrimmage in 14 of his last 19 games.

**116** Zach Brown's 116 tackles are second in the NFL and are a career-high.

**150** LeSean McCoy rushed for 150 yards against the Rams, which is the most McCoy has rushed for as a Bill.

**150+** The Bills have run for over 150 yards in five straight games which is the third-longest streak in team history and the longest since a five-game streak in 1975.

**200+** After turning in a 212 yard rushing performance against the Raiders, the Bills have gone over 200 yards on the ground five times in the last two seasons.

**312** The Bills rushed for 312 yards against the 49ers in Week 6, which is the fifth highest rushing total in team history and the most since 1992.

**491** Buffalo piled up 491 yards of total offense against the 49ers which was the 10th highest total in team history and the most at home since 1991.

**1990** The Bills victory against the Patriots in Week Four was the first shutout by the Bills on the road since 1990.

## TAYLOR RUNNING THE SHOW

QB Tyrod Taylor has completed 211 of his 348 passes for 2,292 yards, 11 touchdowns and five interceptions this season. He also has added 469 yards and six touchdowns on the ground.

Taylor has utilized the big play passing game quite often as the starter in Buffalo. He is tied for third in the NFL for the most passing touchdowns that traveled over 20 yards in the air over the past two seasons:

### NFL PASSING STATS - 2015-2016 season

RK.	PLAYER, TEAM	TDs (20+ Air Yards)
1t.	Derek Carr, OAK	17
1t.	Ben Roethlisberger, PIT	17
<b>3t.</b>	<b>Tyrod Taylor, BUF</b>	<b>16</b>
3t.	Cam Newton, CAR	16
5.	Eli Manning, NYG	15

Taylor has also showed an exceptional ability to protect the football. His career interception rate is the lowest in franchise history:

### BILLS PASSING STATS - FRANCHISE HISTORY

RK.	PLAYER	INT PERCENTAGE
<b>1.</b>	<b>Tyrod Taylor</b>	<b>1.5%</b>
2.	Rob Johnson	2.6%
3.	Drew Bledsoe	2.8%
4.	Doug Flutie	2.8%
5.	Trent Edwards	3.1%

Taylor's 469 rushing yards currently leads the NFL amongst quarterbacks as he continues to provide a dynamic threat on the ground and in the air:

### NFL RUSHING STATS - QBs 2016 season

RK.	PLAYER, TEAM	RUSHING YARDS
<b>1.</b>	<b>Tyrod Taylor, BUF</b>	<b>469</b>
2.	Colin Kaepernick, SF	393
3.	Blake Bortles, JAX	323
4.	Marcus Mariota, TEN	310
5.	Aaron Rodgers, GB	301

Taylor also leads the NFL this season in regards to rushing average amongst all players. Taylor's average of 6.42 yards per carry is tops in the NFL by almost a full yard:

### NFL RUSHING STATS - 2016 season

RK.	PLAYER, TEAM	RUSHING AVG.
<b>1.</b>	<b>Tyrod Taylor, BUF</b>	<b>6.42</b>
<b>2.</b>	<b>LeSean McCoy, BUF</b>	<b>5.45</b>
3.	Mark Ingram, NO	5.30
4.	Jay Ajayi, MIA	5.25
5.	Ezekiel Elliott, DAL	4.89

Taylor's current rushing average of 6.42 is the fourth highest by a quarterback in the past decade:

### NFL RUSHING STATS - QBs SINCE 2007

RK.	PLAYER, TEAM/YEAR	RUSHING AVG.
1.	Russell Wilson, SEA 2014	7.19
2.	Robert Griffin III, WAS 2012	6.79
3.	Mike Vick, PHI 2010	6.76
<b>4.</b>	<b>Tyrod Taylor, BUF 2016</b>	<b>6.42</b>
5.	Colin Kaepernick, SF 2014	6.14

## TAYLOR MAKING HIS MARK

Taylor completed 242 of 380 pass attempts for 3,035 yards, 20 touchdowns and six interceptions last season. He also added a franchise quarterback record 568 rushing yards and four touchdowns on 104 attempts.

Taylor became just the third QB in NFL history to finish a season with a passer rating over 99 and over 40 yards rushing per game:

### NFL PASSER RATING AND RUSHING YARDS - NFL HISTORY

RK.	PLAYER, TEAM (YEAR)	PASSER RATING	RUSH YPG
1.	Robert Griffin, WAS (2012)	102.4	54.3
2.	Michael Vick, PHI (2010)	100.2	56.3
<b>3.</b>	<b>Tyrod Taylor, BUF (2015)</b>	<b>99.4</b>	<b>40.6</b>

Taylor put together one of the best seasons by a quarterback in franchise history in his debut year. His QB rating of 99.4 ranks as the second best for a season in franchise history and was the best ever by a Bill in his first season as the starter:

### BILLS PASSER RATING - First Season as Starter (Min. 10 games)

RK.	PLAYER, YEAR	YARDS	TD	RATING
<b>1.</b>	<b>Tyrod Taylor, 2015</b>	<b>3,035</b>	<b>20</b>	<b>99.4</b>
2.	Kyle Orton, 2014	3,018	18	87.8
3.	Doug Flutie, 1998	2,711	20	87.4
4.	Drew Bledsoe, 2002	4,359	24	86.0
5.	Jim Kelly, 1986	3,593	22	83.3

Taylor also flashed his athletic ability by rushing for 568 yards, which was second in the NFL by a quarterback. His 568 yards are also a franchise record for rushing yards by a quarterback:

### BILLS QB RUSHING - FRANCHISE HISTORY

RK.	PLAYER, YEAR	YARDS
<b>1.</b>	<b>Tyrod Taylor, 2015</b>	<b>568</b>
2.	Doug Flutie, 1999	476
3.	Rob Johnson, 2000	307
4.	Daryle Lamonica, 1964	289
5.	Joe Ferguson, 1977	279

Taylor became the third QB in Bills history to rush for over 1,000 yards in his Bills career when he picked up 38 yards against Jacksonville in Week 12:

### BILLS RUSHING YARDS - QBs in FRANCHISE HISTORY

RK.	PLAYER	RUSHING YARDS
1.	Joe Ferguson	1,174
2.	Jim Kelly	1,049
<b>3.</b>	<b>Tyrod Taylor</b>	<b>1,007</b>

Taylor raised his passing total with the Bills over 4,000 yards against the 49ers in his 20th game as a Bill. He was the fourth fastest to 4,000 passing yards in franchise history:

### BILLS PASSING YARDS - FRANCHISE HISTORY

RK.	PLAYER	GAMES TO 4,000
1.	Drew Bledsoe	15
2.	Jim Kelly	18
3.	Doug Flutie	19
<b>4.</b>	<b>Tyrod Taylor</b>	<b>20</b>





## SHADY THE STAR

RB LeSean McCoy has totaled 949 yards and nine touchdowns on 174 carries this season. He also has 35 catches for 236 yards and a touchdown.

McCoy leads all running backs in the NFL when it comes to rushing average this season:

### NFL RUSHING LEADERS - 2016 SEASON

RK.	PLAYER, TEAM	RUSHING AVG.
1.	<b>LeSean McCoy, BUF</b>	<b>5.45</b>
2.	Mark Ingram, NO	5.30
3.	Jay Ajayi, MIA	5.25
4.	Ezekiel Elliott, DAL	4.89
5.	Jordan Howard, CHI	4.88

McCoy has also been a threat in the passing game this season and has used his dynamic skillset to average 107.7 yards from scrimmage per game, which is the sixth best in the NFL:

### NFL YARDS FROM SCRIMMAGE LEADERS - 2016 SEASON

RK.	PLAYER, TEAM	YARDS PER GAME
1.	Le'Veon Bell, PIT	146.4
2.	David Johnson, ARI	142.2
3.	Ezekiel Elliott, DAL	133.9
4.	Melvin Gordon, SD	117.6
5.	DeMarco Murray, TEN	112.7
6.	<b>LeSean McCoy, BUF</b>	<b>107.7</b>

Since arriving in Buffalo last season, McCoy has been one of the top producers on the ground in the league. Among all players that have appeared in at least 12 games over the past two seasons, McCoy's average of 80.2 yards per game ranks fourth in the NFL:

### NFL RUSHING LEADERS - 2015-16 SEASONS

RK.	PLAYER, TEAM	YARDS PER GAME
1.	Ezekiel Elliott, DAL	107.1
2.	Le'Veon Bell, PIT	91.5
3.	Adrian Peterson, MIN	85.3
4.	<b>LeSean McCoy, BUF</b>	<b>80.2</b>
3.	Doug Martin, TB	78.0

A four-time Pro Bowler, McCoy rushed for 895 yards and three touchdowns, adding 292 yards receiving and two touchdowns in 2015.

McCoy recorded over 100 yards from scrimmage in seven straight games from week seven to 14 in 2015, which made him the third Bill in team history to accomplish the feat. His average of 98.9 yards from scrimmage per game was the second best in the AFC last season:

### AFC YARDS FROM SCRIMMAGE LEADERS - 2015 SEASON

RK.	PLAYER, TEAM	YARDS PER GAME
1.	Antonio Brown, PIT	116.4
2.	<b>LeSean McCoy, BUF</b>	<b>98.9</b>
3.	DeAndre Hopkins, HOU	95.1
4.	Brandon Marshall, NYJ	93.9
5.	Allen Robinson, JAX	87.5

## DOMINATING SINCE 2010

Since the beginning of the 2010 NFL season, McCoy leads the league in total rushing yards:

### NFL RUSHING LEADERS - SINCE 2010 SEASON

RK.	PLAYER, CURRENT TEAM	YARDS
1.	<b>LeSean McCoy, BUF</b>	<b>7,999</b>
2.	Adrian Peterson, MIN	7,241
3.	Frank Gore, IND	7,228
4.	Matt Forte, NYJ	7,219
5.	Chris Johnson, ARZ	6,303

McCoy also is one of the top players in the NFL since 2010 when it comes to all-purpose yards, ranking second with 10,501 yards:

### MOST ALL-PURPOSE YARDS - SINCE 2010 SEASON

RK.	PLAYER, CURRENT TEAM	TOTAL	RUSH	REC.
1.	Matt Forte, NYJ	10,643	7,219	3,424
2.	<b>LeSean McCoy, BUF</b>	<b>10,501</b>	<b>7,999</b>	<b>2,502</b>
3.	Frank Gore, IND	8,751	7,228	1,523
4.	Adrian Peterson, MIN	8,356	7,241	1,115
5.	Antonio Brown, PIT	8,264	119	8,145

McCoy leads the NFL in games with over 100 yards from scrimmage since the beginning of the 2010 season. After recording 194 total yards against the Raiders in Week 13, McCoy is up to 60 games going over 100 yards:

### 100-YARDS FROM SCRIMMAGE GAMES - Active players since 2010

RK.	PLAYER, CURRENT TEAM	GAMES
1.	<b>LeSean McCoy, BUF</b>	<b>60</b>
2.	Matt Forte, NYJ	54
3.	Jamaal Charles, KC	45
4.	Adrian Peterson, MIN	42
5.	DeMarco Murray, TEN	39

McCoy has also been one of the best in finding the end zone since becoming a full-time starter in 2010. His 65 touchdowns are third among all active players since the beginning of the 2010 season:

### NFL TOUCHDOWN LEADERS - SINCE 2010 SEASON

RK.	PLAYER, CURRENT TEAM	Tds
1.	Rob Gronkowski, NE	69
2t.	Dez Bryant, DAL	65
2t.	<b>LeSean McCoy, BUF</b>	<b>65</b>
4.	Adrian Peterson, MIN	61
5.	Jimmy Graham, SEA	58

McCoy went over 100 yards for the 31st time in his career against Oakland. In games where McCoy rushes for 100 yards or more, his team is 27-4. His 31 100-yard games ranks fourth among active players:

### 100-YARD RUSHING GAMES - Active NFL RBs

RK.	PLAYER, CURRENT TEAM	GAMES
1.	Adrian Peterson, MIN	49
2t.	Chris Johnson, ARZ	40
2t.	Frank Gore, IND	40
4.	<b>LeSean McCoy, BUF</b>	<b>31</b>
5.	Matt Forte, NYJ	26



## SAMMY MAKES HIS RETURN

WR Sammy Watkins made his return from injury in Week 12 against the Jaguars and he recorded three catches for 80 yards. For the season, Watkins has totaled 12 receptions for 181 yards this season.

Watkins totaled a team-high 60 catches, 1,047 yards and nine touchdowns in the 13 games he appeared last season.

In 2015, Watkins led the NFL in average yards at the point of the catch and was tied for second in receiving average, averaging 17.5 yards per reception:

### NFL RECEIVING LEADERS - 2015 SEASON (at least 50 receptions)

RK.	PLAYER, TEAM	YARDS AT CATCH
1.	<b>Sammy Watkins, BUF</b>	<b>14.7</b>
2.	Allen Robinson, JAX	13.5
3.	Mike Evans, TB	13.0
4.	James Jones, GB	12.5
5.	Michael Floyd, ARI	12.3

### NFL RECEIVING LEADERS - 2015 SEASON (at least 50 receptions)

RK.	PLAYER, TEAM	YARDS PER CATCH
1.	James Jones, GB	17.8
2t.	<b>Sammy Watkins, BUF</b>	<b>17.5</b>
2t.	Allen Robinson, JAX	17.5
4t.	Rob Gronkowski, NE	16.3
4t.	Michael Floyd, ARI	16.3

After returning from injury following the Bills bye week in week eight in 2015, Watkins was a dominant force. He finished third in the NFL in receiving yards, first in the NFL in yards per catch and tied for fifth in touchdowns among all players with at least 30 receptions:

### NFL RECEIVING LEADERS - 2015 SEASON, WEEK 9-17

RK.	PLAYER, TEAM	REC. YARDS
1.	Antonio Brown, PIT	1,116
2.	Julio Jones, ATL	979
3.	<b>Sammy Watkins, BUF</b>	<b>900</b>
4.	Mike Evans, TB	820
5.	Brandon Marshall, NYJ	816

### NFL RECEIVING LEADERS - 2015 SEASON, WEEK 9-17

RK.	PLAYER, TEAM	REC. AVG.
1.	<b>Sammy Watkins, BUF</b>	<b>18.4</b>
2.	Allen Robinson, JAX	17.7
3.	Desean Jackson, WAS	17.6
4.	Odell Beckham Jr., NYG	17.3
5t.	Michael Floyd, ARI	16.6
5t.	Rob Gronkowski, NE	16.6

### NFL RECEIVING LEADERS - 2015 SEASON, WEEK 9-17

RK.	PLAYER, TEAM	TOUCHDOWNS
1.	Doug Baldwin, SEA	12
2.	Brandon Marshall, NYJ	10
3t.	Jordan Reed, WAS	8
3t.	Allen Robinson, JAX	8
5t.	<b>Sammy Watkins, BUF</b>	<b>7</b>
5t.	Five others tied	7

## WATKINS IN HIS FIRST TWO YEARS

Watkins continued living up to his high draft status by following up his stellar rookie season with even better numbers last season.

His 65 receptions and 982 receiving yards as a rookie were both the most ever by a Bill in his rookie season and when combined with his numbers last season, Watkins has set the franchise mark for receiving yards and receptions in his first two seasons:

### BILLS RECEIVING LEADERS - FIRST TWO PRO SEASONS

RK.	PLAYER, YEARS	YARDS	REC
1.	<b>Sammy Watkins, 2014-15</b>	<b>2,029</b>	<b>125</b>
2.	Jerry Butler, 1979-80	1,666	105
3.	Lee Evans, 2004-05	1,586	96
4.	Haven Moses, 1968-69	1,385	81
5.	Andre Reed, 1985-86	1,376	101

Watkins went over 150 yards three times in his first two seasons. Only seven players in NFL history have recorded more than three:

### NFL GAMES OVER 150 YARDS RECEIVING - FIRST TWO SEASONS

RK.	PLAYER, TEAM	GAMES
1t.	Bill Groman, HOU	5
1t.	Randy Moss, MIN	5
1t.	Jerry Rice, SFO	5
4t.	Isaac Bruce, STL	4
4t.	Victor Cruz, NYG	4
4t.	Ben Hawkins, PHI	4
4t.	Mike Evans, TB	4
8t.	<b>Sammy Watkins, BUF</b>	<b>3</b>







## PLAYER NOTES

### NEW ERA AT TIGHT END

TE Charles Clay has 36 receptions for 323 yards this season.

Clay put together a solid first season as a Bill in 2015 by totaling 51 catches for 528 yards and three touchdowns in the first 13 games of the season before being sidelined with an injury.

Clay not only compared favorably to tight ends around the league, but he put together one of the best seasons by a tight end in franchise history. His 51 catches for 528 yards are both near the top in franchise history for a single season:

#### BILLS TE RECEIVING - SINGLE SEASON

RK.	PLAYER, YEAR	REC	YARDS	TDS
1.	Pete Metzelaars, 1993	68	609	4
2t.	Scott Chandler, 2013	53	655	2
2t.	Jay Riemersma, 2001	53	590	3
<b>4.</b>	<b>Charles Clay, 2015</b>	<b>51</b>	<b>528</b>	<b>3</b>
5t.	Lonnie Johnson, 1995	49	504	1
5t.	Pete Metzelaars, 1994	49	428	5
5t.	Pete Metzelaars, 1986	49	485	3

### MR. BIG STUFF BREAKING THROUGH

DT Marcell Dareus has 20 tackles, 3.5 sacks, one pass defended, four QB hits and five tackles for a loss in his four games this season.

Last season, he started in 15 games and recorded 51 tackles, two sacks, five tackles for a loss and five QB hits on the season as he controlled the middle of the line of scrimmage.

#### DAREUS AMONG DT POSITION LEADERS SINCE 2011

Since entering the NFL as the team's first-round (third overall) draft choice in 2011, Dareus has registered 34.0 sacks and 191 solo tackles - the fifth most sacks and solo tackles among active NFL defensive tackles:

#### NFL DEFENSIVE TACKLE SACK LEADERS - SINCE 2011

RK.	PLAYER/TEAM	POS	SACKS
1.	Geno Atkins, CIN	DT	44.5
2t.	Calais Campbell, ARZ	DT	39.5
2t.	Gerald McCoy, TB	DT	39.5
4.	Ndamukong Suh, MIA	DT	37.0
<b>5.</b>	<b>Marcell Dareus, BUF</b>	<b>DT</b>	<b>34.0</b>

#### NFL DEFENSIVE TACKLE SOLO TACKLE LEADERS - SINCE 2011

RK.	PLAYER/TEAM	POS	SOLO TACKLES
1.	Calais Campbell, ARZ	DT	267
2.	Jurrell Casey, TEN	DT	215
3.	Linval Joseph, MIN	DT	200
4.	Ndamukong Suh, MIA	DT	198
<b>5.</b>	<b>Marcell Dareus, BUF</b>	<b>DT</b>	<b>191</b>

### ZACH ATTACK

LB Zach Brown leads the team and ranks second in the league with 116 tackles on the season. He also has three sacks, two forced fumbles, seven QB hits and 10 tackles for a loss.

#### NFL TACKLE LEADERS - 2016 REGULAR SEASON

RK.	PLAYER/TEAM	TACKLES	SOLO	ASST
1.	Bobby Wagner, SEA	127	68	59
<b>2.</b>	<b>Zach Brown, BUF</b>	<b>116</b>	<b>75</b>	<b>41</b>
3.	Sean Lee, DAL	112	72	40
4t.	Christian Kirksey, CLE	111	68	43
4t.	Alec Ogletree, LA	111	80	31

Brown's 116 tackles are a new career-high and are the fourth most ever through the first 13 weeks of a season since 1994, only trailing Sam Cowart in 2000 (129), Kiko Alonso in 2013 (125) and London Fletcher in 2005 (120). He won Defensive Player of the Week in Week Four.

### PRESTON MANS THE MIDDLE

LB Preston Brown has totaled 92 tackles, one sack, three tackles for a loss, two quarterback hits, one pass defended, one forced fumble and two fumble recoveries so far this season. His 92 tackles are eighth in the AFC this season and his two fumble recoveries are tied for third in the NFL.

Since entering the NFL in 2014, Brown has the fourth most tackles in the AFC:

#### AFC TACKLE LEADERS - 2014-16 Seasons

RK.	PLAYER/TEAM	TACKLES	SOLO	ASST
1.	D'Qwell Jackson, IND	366	222	144
2.	Lawrence Timmons, PIT	340	224	116
3.	Telvin Smith, JAX	321	245	76
<b>4.</b>	<b>Preston Brown, BUF</b>	<b>317</b>	<b>181</b>	<b>136</b>
5.	Johnathan Cyprien, JAX	301	219	82

### WILLIAMS LEADS THE WAY

DT Kyle Williams has 55 tackles, 3.5 sacks, eight tackles for a loss and 13 QB hits this season. Has started 143-of-148 games and earned four-time Pro Bowl honors (2010, 2012, 2013, and 2014).

Since entering the NFL in 2006, Williams has recorded 524 total tackles (339 solo) to lead the NFL among active defensive tackles over the last 10 years:

#### NFL DEFENSIVE TACKLE TACKLE LEADERS - SINCE 2006

RK.	PLAYER/TEAM	POS	TACKLES
<b>1.</b>	<b>Kyle Williams, BUF</b>	<b>DT</b>	<b>524</b>
2.	Domata Peko, CIN	DT	507
3.	Haloti Ngata, DET	DT	485
4.	Calais Campbell, ARZ	DT	478
5.	Ahtyba Rubin, SEA	DT	401

## DARBY STEPS UP

CB Ronald Darby has recorded 46 tackles, one QB hit, one tackle for a loss and 10 passes defended this season. He missed the last game with an injury.

Darby is tied for the third most passes defended in the NFL over the past two seasons:

### NFL PASSES DEFENSED - 2015-16 SEASONS

RK.	PLAYER/TEAM	POS	PD
1.	Marcus Peters, KC	CB	42
2.	David Amerson, OAK	CB	41
<b>3t.</b>	<b>Ronald Darby, BUF</b>	<b>CB</b>	<b>31</b>
3t.	Johnathan Joseph, HOU	CB	31
5t.	Josh Norman, WAS	CB	30
5t.	Brent Grimes, TB	CB	30
5t.	Janoris Jenkins, NYG	CB	30

Darby totaled 68 tackles, two interceptions and 21 passes defended in his rookie season. His 21 passes defended were the fifth most in the NFL and were a franchise record for a rookie:

His play in the first four weeks earned him the NFL Defensive Rookie of the Month award for September.

His 21 passes defended were the second most in franchise history:

### BILLS PASSES DEFENSED - SINGLE SEASON

RK.	PLAYER/YEAR	POS	PD
1.	Nate Odomes, 1991	CB	24
<b>2.</b>	<b>Ronald Darby, 2015</b>	<b>CB</b>	<b>21</b>
3t.	Terrence McGee, 2007	CB	19



## HUGHES OFF THE EDGE

DE Jerry Hughes has totaled 35 tackles, five sacks, one forced fumble and three passes defended on the season. He also has six tackles for a loss and nine QB hits.

He is currently tied for 17th in the AFC with his five sacks.

Since the start of the 2013 season, Hughes is tied for sixth amongst all AFC defensive ends in sacks:

### AFC DE SACK LEADERS - SINCE 2013

RK.	PLAYER/TEAM	SACKS
1.	J.J. Watt, HOU	50.0
2.	Carlos Dunlap, CIN	36.0
3.	Cameron Wake, MIA	35.5
4.	Mario Williams, MIA	34.0
5.	Muhammad Wilkerson, NYJ	31.0
<b>6.</b>	<b>Jerry Hughes, BUF</b>	<b>30.0</b>

## THE LO-DOWN

LB Lorenzo Alexander has proven to be a revelation at linebacker this season. He has totaled 44 tackles, a team-high 10.0 sacks, eight tackles for a loss, 16 QB hits, three passes defended and three forced fumbles on the year.

His 10 sacks are tied for third in the NFL, his 16 QB hits are the 16th most and his three forced fumbles are tied for eighth:

### NFL SACK LEADERS - 2016 REGULAR SEASON

RK.	PLAYER/TEAM	SACKS
1.	Von Miller, DEN	12.5
2.	Vic Beasley Jr. ATL	10.5
<b>3t.</b>	<b>Lorenzo Alexander, BUF</b>	<b>10.0</b>
3t.	Dee Ford, KC	10.0
3t.	Cliff Avril, SEA	10.0
3t.	Ryan Kerrigan, WAS	10.0
3t.	Khalil Mack, OAK	10.0

For his outstanding play in October, Alexander was named the AFC Defensive Player of the Month. He was the first Bills LB to win the honor since Sam Cowart in 2000.

Alexander is the first linebacker in team history to record a sack in seven or more consecutive games. He is the second Bill ever, joining Bruce Smith in 1986-87, to participate in a sack in seven straight games.

Alexander is the seventh NFL player since 1982 to participate in a sack in the first seven games of a season. His seven game streak was the longest to start a season since Jared Allen recorded a sack in his first nine games with Minnesota in 2011.





## PLAYER NOTES

### GRAHAM THE VETERAN LEADER

Buffalo native CB Corey Graham has 59 tackles, one sack, two tackles for a loss, one QB hit, one interception and eight passes defended.

Graham recorded a career-high 127 tackles, one sack, eight QB hits, four tackles for a loss, two interceptions, one touchdown and recovered one fumble last season. His 127 tackles was second among all defensive backs in the NFL:

#### NFL DEFENSIVE BACKS - 2015 SEASON

RK.	PLAYER/TEAM	TACKLES SOLO	ASST
1.	Reshad Jones, MIA	135	106
<b>2.</b>	<b>Corey Graham, BUF</b>	<b>127</b>	<b>96</b>
3t.	Mark Barron, STL	113	76
3t.	Barry Church, DAL	113	75
5.	Deone Bucannon, ARI	109	90

Graham continued his success from 2014 when he was a consistent contributor no matter where he lined up in the secondary. In 2014, Graham had 77 tackles, two interceptions, a career-high 16 passes defended and one fumble recovery.

### THE LOCKDOWN CORNER

CB Stephon Gilmore has totaled 40 tackles, four interceptions and 10 passes defended this season. His four interceptions are tied for fourth in the NFL:

#### NFL INTERCEPTIONS - 2016 SEASON

RK.	PLAYER/TEAM	INT
1.	Casey Hayward, SD	7
2t.	Landon Collins, NYG	5
2t.	Marcus Peters, KC	5
<b>4t.</b>	<b>Stephon Gilmore, BUF</b>	<b>4</b>
4t.	Xavier Rhodes, MIN	4
4t.	Richard Sherman, SEA	4

Gilmore has the ninth most passes defended in the NFL over the past two seasons:

#### NFL PASSES DEFENSED - 2015-16 SEASONS

RK.	PLAYER/TEAM	POS	PD
1.	Marcus Peters, KC	CB	42
2.	David Amerson, OAK	CB	41
<b>3t.</b>	<b>Ronald Darby, BUF</b>	<b>CB</b>	<b>31</b>
3t.	Johnathan Joseph, HOU	CB	31
5t.	Josh Norman, WAS	CB	30
5t.	Brent Grimes, TB	CB	30
5t.	Janoris Jenkins, NYG	CB	30
8.	Malcolm Butler, NE	CB	29
<b>9.</b>	<b>Stephon Gilmore, BUF</b>	<b>CB</b>	<b>28</b>

Gilmore appeared in 12 games and totaled 36 tackles, 18 passes defended and three interceptions last season. His 18 passes defended were tied for the seventh most in the NFL.

### 2016 ROSTER FACTS

**OLDEST BILLS PLAYER:** LB Lorenzo Alexander, 33, Born 5/31/1983

**YOUNGEST BILLS PLAYER:** RB Jonathan Williams, 22, Born 2/2/1994

**HEAVIEST BILLS PLAYER:** T Cordy Glenn, 345 lbs.

**LIGHTEST BILLS PLAYER:** DB Nickell Robey-Coleman, 165 lbs.

**TALLEST BILLS PLAYER:** T Seantrel Henderson and T Cyrus Kouandjio, 6-7

**SHORTEST BILLS PLAYER:** DB Nickell Robey-Coleman, 5-8

**COACHES WHO PLAYED IN THE NFL:** 6 - Dennis Thurman (Defensive Coordinator), Anthony Lynn (Offensive Coordinator), Tim McDonald (Defensive Backs), Ed Reed (Assistant Defensive Backs), Eric Smith (Special Teams Assistant), Pat Meyer (Offensive Assistant)

**MOST SEASONS WITH THE BILLS:** DT Kyle Williams, 11th season

**MOST NFL SEASONS:** RB Reggie Bush and DT Kyle Williams, 11th season

**CLOSEST TO HOME:** CB Corey Graham - Buffalo, NY (0 Miles)

**FURTHEST FROM HOME:** FB Jerome Felton - Duren, Germany - 3,846 miles

**STATE PRODUCING THE MOST BILLS:** Florida, 8 - DT Leger Douzable, RB Mike Gillislee, LB Lerentee McCray, G John Miller, TE Nick O'Leary, CB Nickell Robey-Coleman, LS Garrison Sanborn, WR Sammy Watkins,

**COLLEGE WITH THE MOST BILLS:** Florida, 4 - RB Mike Gillislee, LB Lerentee McCray, CB Marcus Roberson, LB Brandon Spikes  
Florida State, 4 - CB Ronald Darby, QB EJ Manuel. TE Nick O'Leary, LS Garrison Sanborn

**FORMER 1ST ROUND PICKS:** 8- RB Reggie Bush (2006-Saints), DT Marcell Dareus (2011 - Bills), CB Stephon Gilmore (2012 - Bills), DE Jerry Hughes (2010 - Colts), LB Shaq Lawson (2016 - Bliis), QB EJ Manuel (2013 - Bills), WR Sammy Watkins (2014 - Bills), and C Eric Wood (2009 - Bills)

**PRO BOWLERS:** 10 - LB Lorenzo Alexander (2012 w/ Redskins), K Dan Carpenter (2009 w/ Dolphins), DT Marcell Dareus (2013, 2014 w/ Bills), FB Jerome Felton (2012 w/ Vikings), CB Corey Graham (2011 w/ Bears), G Richie Incognito (2012 w/ Dolphins and 2015 w/ Bills), RB LeSean McCoy (2011, 2013, 2014 w/ Eagles and 2015 w/ Bills), QB Tyrod Taylor (2015 w/Bills), OT Kyle Williams (2010, 2012, 13, 14 w/Bills) and C Eric Wood (2015 w/Bills)

## CARPENTER KEEPING IT CONSISTENT

K Dan Carpenter has hit 15 of his 19 field goal attempts this season and 30 of his 33 PATs. He now has over 400 points a a Bill and has made over 100 field goals in Buffalo. Carpenter currently ranks sixth in team history with his 442 points.

With his 54-yard field goal against Cincinnati, Carpenter passed Steve Christie (13) for the most 50+ yard field goals in franchise history.

Carpenter has recorded a point in 60 straight games for the Bills which is tied for the second longest streak in franchise history with Steve Christie from 11/21/93-10/5/97.

Carpenter hit 23 of his 27 field goal attempts and was 34 of 40 on PATs last season. Carpenter finished with 103 points on the season and eclipsed the 900-point mark for his career.

Carpenter became the first Bill with three straight 100-point seasons since Rian Lindell in 2004-06.

### **MOST EFFICIENT IN BILLS HISTORY**

Carpenter has converted 87.50 percent of his field goal attempts with the Bills - the best in team history:

### **FIELD GOAL PERCENTAGE MARK - BILLS HISTORY**

RK.	PLAYER, YEARS	FGM-FGA	FG %
1.	<b>Dan Carpenter, 2013-16</b>	<b>105-120</b>	<b>87.50</b>
2.	Rian Lindell, 2003-12	225-270	83.33
3.	Steve Christie, 1992-2000	234-299	78.26

### **RECORD HOLDER**

Carpenter holds both of the top spots in franchise history when it comes to field goals made in a season. He hit 33 in 2013 and 34 in 2014:

### **FIELD GOALS MADE - BILLS HISTORY SINGLE SEASON**

RK.	PLAYER, YEAR	FIELD GOALS MADE
1.	<b>Dan Carpenter, 2014</b>	<b>34</b>
2t.	<b>Dan Carpenter, 2013</b>	<b>33</b>
2t.	Steve Christie, 1998	33
4.	Scott Norwood, 1988	32

### **SECOND-MOST FIELD GOALS MADE SINCE 2008**

Since entering the NFL in 2008, Carpenter has converted 232-of-275 field goals along with 281-of-292 point after tries in 136 games.

His 2312 field goals made are the second-most in the NFL among active kickers since 2008:

### **FIELD GOALS MADE - SINCE 2008**

RK.	PLAYER, TEAM	FIELD GOALS MADE
1.	Stephen Gostkowski, NE	255
2.	<b>Dan Carpenter, BUF</b>	<b>232</b>
3.	Sebastian Janikowski, OAK	229
4.	Mason Crosby, GB	225
5t.	Phil Dawson, SF	221
5t.	Matt Bryant, ATL	221

## SCHMIDT PINS THEM DEEP

P Colton Schmidt has punted 57 times this season for an average of 42.1 yards per punt and has placed 18 punts inside the 20.


Schmidt totaled 82 punts for 3,797 yards and a 46.3 average last season. His net average of 41.3 yards per punt ranked seventh in the NFL and was a franchise record for a single season:

### **NFL PUNTING LEADERS - 2015 SEASON**

RK.	PLAYER, TEAM	NET AVG
1.	Johnny Hekker, STL	43.7
2.	Sam Koch, BAL	42.9
3.	Chris Jones, DAL	42.5
4.	Sam Martin, DET	42.0
5.	Pat McAfee, IND	41.7
6.	Donnie Jones, PHI	41.6
7.	<b>Colton Schmidt, BUF 41.3</b>	

### **BILLS PUNTING LEADERS - FRANCHISE HISTORY**

RK.	PLAYER, YEAR	NET AVG
1.	<b>Colton Schmidt, 2015</b>	<b>41.3</b>
2.	Brian Moorman, 2009	40.2
3.	Brian Moorman, 2006	39.2
4.	Brian Moorman, 2008	39.1
5.	Brian Moorman, 2005	39.0







# BUFFALO BILLS COACHING STAFF



**REX RYAN**  
HEAD COACH

**COLLEGE:** Southwestern Oklahoma State  
**NFL:** 20th Season  
**BILLS:** Second Season

**PRO CAREER:**

Ryan was named Buffalo's 18th head coach on January 12, 2015. He enters his second season as Buffalo's head coach and his 20th season in the NFL coaching ranks. Ryan led Buffalo to an 8-8 record in his first season as head coach. Ryan spent 2009-14 as the head coach of the New York Jets, where he led the Jets to the AFC Championship game in 2009 and 2010. Prior to his Jets tenure, Ryan spent 10 seasons with the Baltimore Ravens from 1999-2008. From 2005-08, he was the defensive coordinator for the Ravens. From 1999-2004, Ryan served as the defensive line coach and helped Baltimore win Super Bowl XXXV in 2000. Before arriving in Baltimore, Ryan spent three years as a defensive coordinator in the college ranks. In 1998, he directed the defense at Oklahoma. In 1996 and 1997 he served as the defensive coordinator at the University of Cincinnati. Before coaching at Cincinnati, Ryan coached under his father, Buddy Ryan, for two years with the Arizona Cardinals. In 1995 he coached the linebackers and in 1994 he coached the defensive line. From 1990-93, Ryan served as the defensive coordinator for Morehead State. In 1989, he was the assistant head coach/defensive coordinator for New Mexico Highlands. He got his coaching start in 1987 and 1988 as the defensive ends coach for Eastern Kentucky. Career record: 60-64

**BACKGROUND:**

Ryan played football at SW Oklahoma State (1983-86), where he earned his bachelor's degree in physical education. He earned his master's in physical education at Eastern Kentucky in 1988.

**PERSONAL:**

Born December 13, 1962, Ardmore, OK. He and his wife, Michelle, have two sons, Payton and Seth.

## OFFENSIVE COACHES



**ANTHONY LYNN**  
**OFFENSIVE COORDINATOR**

Born December 21, 1968, McKinney, Texas. Running back Texas Tech 1987-1991. Pro running back Denver Broncos 1993, 1997-99, San Francisco 49ers 1995-96. Pro coach: Denver Broncos 2000-02, Jacksonville Jaguars 2003-04, Dallas Cowboys 2005-06, Cleveland Browns 2007-08, New York Jets 2009-14, joined Buffalo in 2015.



**AARON KROMER**  
**OFFENSIVE LINE**

Born April 30, 1967, Sandusky, Ohio. Tackle Miami (Ohio) 1986-89. No pro playing experience. College coach: Miami (Ohio) 1990-98, Northwestern 1998-2000. Pro coach: Oakland Raiders 2001-04, Tampa Bay Buccaneers 2005-07, New Orleans Saints 2008-12 (interim head coach first six games 2012), Chicago Bears 2013-14, joined Bills in 2015.



**SANJAY LAL**  
**WIDE RECEIVERS**

Born July 23, 1969, London, England. Wide receiver UCLA 1989, Washington 1990-93. Pro receiver St. Louis Rams 1998, Scottish Claymores (NFL) 1999. College coach: Los Medanos (Calif.) college 2003, St. Mary's College 2004, California 2005-06. Pro coach: Oakland Raiders 2007-11, New York Jets 2012-14, joined the Bills in 2015.



**DAVID LEE**  
**QUARTERBACKS**

Born July 2, 1953, Cape Girardeau, Mo. Quarterback Vanderbilt 1971-74. No pro playing experience. College coach: Tennessee-Martin 1975-76, Vanderbilt 1977, Mississippi 1978-1982, 2011, New Mexico 1983, Arkansas 1984-88, 2001-02, 2007, Texas-El Paso 1989-1993 (head coach), Rice 1994-2000. Pro coach: Dallas Cowboys 2003-06, Miami Dolphins 2008-2010, Buffalo Bills 2012, New York Jets 2013-14, joined Buffalo in 2015.



**PAT MEYER**  
**OFFENSIVE ASSISTANT**

Born April 5, 1972, Youngstown, Ohio. Offensive line Colorado State 1991-94. Pro offensive lineman Arizona Cardinals 1995, St. Louis Stampede (Arena Football League) 1996. College coach: Memphis 1997-99, North Carolina State 2000-06, Florida State 2007, Colorado State 2008-2011. Pro coach: Montreal Alouettes (CFL) 2012., Chicago Bears 2013-14, joined Buffalo in 2015.



# BUFFALO BILLS COACHING STAFF

## OFFENSIVE COACHES



### CHRIS PALMER

#### ASSISTANT HEAD COACH/OFFENSE

Born September 23, 1949, Brewster, NY. Quarterback Southern Connecticut State 1969-71. No pro playing experience. College coach: Connecticut 1972-74, Lehigh 1975, Colgate 1976-82, University of New Haven 1986-87, Boston University 1988-89. Pro Coach: Montreal Concordes 1983, New Jersey Generals 1984-85, Houston Oilers 1990-92, New England Patriots 1993-96, Jacksonville Jaguars 1997-98, Cleveland Browns 1999-2000, Houston Texans 2002-05, Dallas Cowboys 2006, New York Giants 2007-09, Hartford Colonials 2010, Tennessee Titans 2011-12, San Francisco 49ers 2013-14, joined Buffalo in 2015.



### TONY SPARANO

#### TIGHT ENDS

Born October 22 1986, Colleyville, Texas. Defensive end Albany 2006-08. No pro playing experience. Pro coach: Hartford Colonials (UFL) 2010, Miami Dolphins 2011, Jets 2011-14, joined the Bills in 2015.




### JASON VRABLE

#### ASSISTANT QUARTERBACKS

Born January 23, 1985, South Park, PA. Quarterback Marietta College 2004-06. No pro playing experience. College coach: Marietta 2007, Robert Morris 2008, Syracuse 2009-2010, Charleston 2011-12. Pro coach: Joined Bills in 2013.

## COACHING ASSISTANTS



### MIKE GIULIANI

#### COACHING ASSISTANT

Born August 30, 1989, Oceanside, NY. No pro or college playing experience. Pro coach: New York Jets 2013-14, joined the Bills in 2015.



### ZAK KROMER

#### COACHING ASSISTANT

Born May 1, 1994, New Orleans, LA. No pro or college playing experience. Pro coach: Joined Bills in 2016.

## DEFENSIVE COACHES



### DENNIS THURMAN

#### DEFENSIVE COORDINATOR

Born April 13, 1956, Los Angeles, Calif. Defensive back Southern California 1974-77. Pro defensive back Dallas Cowboys 1978-1985, St. Louis Cardinals 1986. College coach: Southern California 1993-2000. Pro coach: Phoenix Cardinals 1988-89, Ohio Glory (WLAF) 1992, Baltimore Ravens 2002-07, New York Jets 2009-14, joined the Bills in 2015.



### BOBBY APRIL III

#### LINEBACKERS

Born August 15, 1981, Tucson, Ariz. Attended Louisiana-Lafayette. No college or pro playing experience. College coach: Tulane 2005-06, Portland State 2007-09, Nicholls State 2010. Pro coach: Philadelphia Eagles 2011-12, New York Jets 2013-14, joined Bills in 2015.



### JOHN BLAKE

#### DEFENSIVE LINE

Born March 6, 1961, Rockford Ill. Nose guard Oklahoma 1979-1982. No pro playing experience. College coach: Oklahoma 1985-86, Tulsa 1987-88, Oklahoma 1989-92, 1996-98 (head coach 1996-98), Mississippi State 2003, Nebraska 2004-06, North Carolina 2007- 2010. Pro coach: Dallas Cowboys 1993-95, joined Bills in 2016.



### D'ANTON LYNN

#### DEFENSIVE ASSISTANT

Born October 24, 1989, Plano, TX. Defensive back Penn State 2008-11. Pro defensive back New York Jets 2012, Hamilton Tiger-Cats 2013. Pro Coach: Joined Bills in 2015.



### TIM MCDONALD

#### DEFENSIVE BACKS

Born January 6, 1965, Fresno, Calif. Defensive back Southern California 1983-86. Pro defensive back St. Louis/Phoenix Cardinals 1987- 1992, San Francisco 49ers 1993-99. College coach: Fresno State 2012. Pro coach: New York Jets 2013-14, Joined the Bills in 2015.



### JASON REBROVICH

#### DEFENSIVE LINE

Born March 15, 1978, Clarence, N.Y. Defensive line Alfred State 1996-97, Cortland 1998-99. No pro playing experience. College coach: Cortland 2001-04, 2008-2010, Ferris State 2005-07, Syracuse 2011-12. Pro coach: Joined the Bills in 2013.



# BUFFALO BILLS COACHING STAFF

## DEFENSIVE COACHES



### ED REED

#### ASSISTANT DEFENSIVE BACKS

born September 11, 1978, St. Rose, Louisiana. Defensive back Miami 1997-2001. Defensive back Baltimore Ravens 2002- 2012, Houston Texans 2013, New York Jets 2013. Pro coach: Joined Bills in 2016.



### ROB RYAN

#### ASSISTANT HEAD COACH/DEFENSE

Born December 13, 1962, Ardmore, Okla. Defensive end Southwestern Oklahoma State University. No pro playing experience. College coach: Western Kentucky 1987, Ohio State 1988, Tennessee State 1989-93, Hutchinson (Kan.) C.C. 1996, Oklahoma State 1997-99. Pro coach: Arizona Cardinals 1994- 95, New England Patriots 2000-03, Oakland Raiders 2004-08, Cleveland Browns 2009-2010, Dallas Cowboys 2011-12, New Orleans Saints 2013-2015, joined Bills in 2016.



### JEFF WEEKS

#### OUTSIDE LINEBACKERS

Born May 30, 1962, Denver, Colo. Wide receiver Southwest Oklahoma State 1982-84, Northwest Oklahoma State 1985. Pro Wide Receiver Philadelphia Eagles 1986. College coach: Western Kentucky 1987-88, Morehead State 1990-91, Phoenix (Ariz.) C.C. 1996, Oklahoma 1999, Fort Scott (Kan.) C.C. 2001-04, Southeast Oklahoma State 2005, Texas A&M-Kingsville 2006. Pro coach: Oakland Raiders 2008, New York Jets 2009-2014, joined the Bills in 2015.


## SPECIAL TEAMS COACHES



### DANNY CROSSMAN

#### SPECIAL TEAMS COORDINATOR

Born January 17, 1967, El Paso, Texas. Defensive back Kansas 1985, Pittsburgh 1987-89. Pro defensive back Washington Redskins 1990, Detroit Lions 1991-92. College coach: U.S. Coast Guard Academy 1993, Western Kentucky 1994-96, Central Florida 1997-98, Georgia Tech 1999-2001, Michigan State 2002. Pro coach: Carolina Panthers 2003-09, Detroit Lions 2010-12, joined Bills in 2013.



### ERIC SMITH

#### SPECIAL TEAMS ASSISTANT

Born March 17, 1983, Columbus, OH. Defensive back Michigan State 2002-05. Pro defensive back New York Jets 2006-12. Pro Coach: New York Jets 2014, joined Buffalo in 2015.

## SPECIAL TEAMS COACHES



### KATHRYN SMITH

#### QUALITY CONTROL - SPECIAL TEAMS

Born February 8, 1985, DeWitt, N.Y. Attended St. John's. No college or pro playing experience. Pro experience: New York Jets 2003-2014, joined Bills in 2015, Pro coach: Buffalo Bills 2016.


## STRENGTH AND CONDITIONING



### ERIC CIANO

#### HEAD STRENGTH AND CONDITIONING

Born August 8, 1973, Waltham, Mass. Offensive line Springfield (Mass.) College 1993-97. No pro playing experience. College coach: Tennessee 1997-99, Louisiana Tech 2000-02, Tennessee 2002-04, Georgia Tech 2005-09. Pro coach: Joined Bills in 2010.



### DAN LIBURD

#### STRENGTH AND CONDITIONING ASSISTANT

Born August 19, 1984, Rockville Centre, NY. Attended Springfield College. No college or pro playing experience. Pro coach: Joined the Bills in 2009.



### MARK LOECHER

#### STRENGTH AND CONDITIONING ASSISTANT


Born February 21, 1990, Buffalo, NY. Attended Mercyhurst University. No college or pro playing experience. Pro coach: Joined the Bills in 2015.



### HAL LUTHER

#### ASSISTANT STRENGTH AND CONDITIONING

Born March 24, 1974, Dolgeville, N.Y. Quarterback Springfield (Mass.) College 1992-95. No pro playing experience. College coach: Western Michigan 1996, Wisconsin-LaCrosse 1996-97, North Carolina State 1998-2000, Syracuse 2000- 2012. Pro coach: Joined Bills in 2013.



### JASON OSZVART

#### STRENGTH AND CONDITIONING ASSISTANT

Born December 24, 1988, Robinsville, N.J. Attended East Stroudsburg. No college or pro playing experience. Pro coach: New York Jets 2013-14, joined the Bills in 2015.

# BUFFALO BILLS 2015 SEASON IN REVIEW

## BILLS 2015 RANKINGS

### OFFENSE

Category	Total	AFC Rank	NFL Rank
Total Yards/Game	360.9	5th	13th
Points Per Game	23.7	6th	12th
Passing Yards/Game	208.9	15th	28th
Passing Yards/Attempt	7.2	4th	12th
Interceptions	9	T-3rd	T-5th
Rushing Yards/Game	152.0	1st	1st
Rushing Yards/Play	4.8	1st	1st
Times Sacked	42	11th	22nd
1st Downs/Game	18.6	15th	T-28th
3rd Down Efficiency	38%	11th	21st
4th Down Efficiency	44%	9th	24th
Time of Possession	31:18	2nd	7th
Punt Return Average	7.5	12th	23rd
Kick Return Average	18.8	15th	30th
Net Punt Average	41.3	3rd	7th
Field Goal Percentage	85%	T-7th	T-16th

### DEFENSE

Category	Total	AFC Rank	NFL Rank
Total Yards/Game	356.4	9th	19th
Points Per Game	22.4	8th	15th
Passing Yards/Game	248.3	9th	19th
Passing Yards/Attempt	6.6	8th	14th
Interceptions	17	T-4th	T-6th
Rushing Yards/Game	108.1	11th	16th
Rushing Yards/Play	4.4	14th	25th
Sacks	21.0	16th	31st
1st Downs/Game	20.1	T-10th	T-19th
3rd Down Efficiency	40%	13th	23rd
4th Down Efficiency	23%	1st	2nd
Time of Possession	28:42	2nd	7th
Punt Return Average	8.8	7th	19th
Kick Return Average	17.2	1st	1st
Net Punt Average	39.8	8th	16th
Field Goal Percentage	81%	7th	T-10th

## ADDITIONAL POSTSEASON HONORS

### PRO BOWL

LeSean McCoy

### PRO BOWL ALTERNATES

Richie Incognito

Eric Wood

Tyrod Taylor

### PFWA ALL-ROOKIE TEAM

Ronald Darby

### PRO FOOTBALL FOCUS ALL-PRO TEAM

Richie Incognito - 1st Team

### PRO FOOTBALL FOCUS DEFENSIVE R.O.Y.

Ronald Darby

## BILLS FINISH 8-8 IN 2015

The Bills finished the 2015 season with an 8-8 record, marking the second season in a row that Buffalo had a record of .500 or better.

Buffalo's offense was carried by the rushing game this season as the Bills finished first overall in the league in rushing and rushing average. First year Bills RB LeSean McCoy, RB Karlos Williams and QB Tyrod Taylor all rushed over 500 yards, the first time the franchise has had three 500-yard rushers since 1962. McCoy earned the fourth Pro Bowl selection of his career with his efforts this season. Standout second year receiver Sammy Watkins went over 1,000 yards receiving and added nine touchdowns. Taylor started in 14 games at quarterback and finished the season with a 99.4 passer rating, which is the second highest ever by a Bill.

The Bills defense was led by the standout play of their cornerbacks, Ronald Darby and Stephon Gilmore. Darby finished fifth in the NFL in passes defended and Gilmore tied for seventh. They combined for five interceptions. S Corey Graham led the team in tackles with 122, while DE Mario Williams and DE Jerry Hughes each finished the season with 5.0 sacks.


## BILLS FINISH 8-8 IN 2015

CATEGORY	Bills
Record	8-8
Points Scored	379
Points Allowed	359
Touchdowns Scored	45
Touchdowns Allowed	42
Rushing TDs	19
Passing TDs	23
Return TDs	3
Rushing TDs Allowed	10
Passing TDs Allowed	30
Return TDs Allowed	2
Sacked/Yards Lost	42/257
Fumbles/Lost	28/10
Had Intercepted	9
Field Goals Made/Attempted	23/27
Average Yards Per Game	360.9
Opp. Average Yards Per Game	356.4
Average Rushing Yards Per Game	152.0
Opp. Avg. Rushing Yards Per Game	108.1
Average Passing Yards Per Game	208.9
Opp. Avg. Passing Yards Per Game	248.3
Turnover Ratio	+6
Average Time of Possession	31:18
NFL Rank-Total Offense/Run/Pass	13th/1st/28th
NFL Rank-Total Defense/Run/Pass	19th/16th/19th



# **BUFFALO BILLS**

# **ROSTERS**



**Alphabetical**

**Numerical**

**Depth Chart**

**Transactions**

**How the Bills Were Built**

**By Experience**

**By Position**

**BUFFALO BILLS 2016 ALPHABETICAL ROSTER**

NO	NAME	POS	HT	WT	DOB	EXP	COLLEGE	HOMETOWN	HOW ACQ.
57	Alexander, Lorenzo	LB	6-1	245	5/31/1983	10	California	Berkeley, Calif.	FA-16
52	Brown, Preston	LB	6-1	251	10/27/1992	3	Louisville	Cincinnati, Ohio	D3-14
38	Brown, Sergio	S	6-2	210	5/22/1988	7	Notre Dame	Maywood, Ill.	FA-16
53	Brown, Zach	LB	6-1	248	10/23/1989	5	North Carolina	Columbia, Md.	FA-16
22	Bush, Reggie	RB	6-0	205	3/2/1985	11	Southern California	Spring Valley, Calif.	FA-16
2	Carpenter, Dan	K	6-2	228	11/25/1985	9	Montana	Helena, Mont.	FA-13
87	Christian, Gerald	TE	6-3	250	8/26/1991	2	Louisville	Palm Beach Gardens, Fla.	FA-16
85	Clay, Charles	TE	6-3	255	2/13/1989	6	Tulsa	Little Rock, Ark.	FA-15
98	Coleman, Deandre	DT	6-5	341	1/27/1991	1	California	Seattle, Wash.	FA-16
28	Darby, Ronald	CB	5-11	193	1/2/1994	2	Florida State	Oxon Hill, Md.	D2-15
99	Dareus, Marcell	DT	6-3	331	3/13/1990	6	Alabama	Huffman, Ala.	D1-11
91	Douzable, Leger	DE	6-4	284	5/31/1986	7	Central Florida	Tampa, Fla.	FA-16
42	Felton, Jerome	FB	6-0	248	7/3/1986	9	Furman	Duren, Germany	FA-16
35	Gillisle, Mike	RB	5-11	219	11/1/1990	3	Florida	DeLand, Fla.	FA-15
24	Gilmore, Stephon	CB	6-1	190	9/19/1990	5	South Carolina	Rock Hill, S.C.	D1-12
77	Glenn, Cordy	T	6-6	345	9/18/1989	5	Georgia	Riverdale, Ga.	D2-12
88	Goodwin, Marquise	WR	5-9	179	11/19/1990	3	Texas	Garland, Texas	D3-13
20	Graham, Corey	S	6-0	196	7/25/1985	10	New Hampshire	Buffalo, N.Y.	FA-14
72	Groy, Ryan	G	6-5	320	9/30/1990	3	Wisconsin	Middleton, Wis.	FA-15
55	Hughes, Jerry	LB	6-2	254	8/13/1988	7	Texas Christian	Sugar Land, Texas	TR-13 (IND)
50	Humber, Ramon	LB	5-11	232	8/10/1987	8	North Dakota State	Minneapolis, Minn.	FA-16
17	Hunter, Justin	WR	6-4	203	5/20/1991	4	Tennessee	Virginia Beach, Va.	FA-16
27	Ihedigbo, James	S	6-1	214	12/3/1983	9	Massachusetts	Northampton, Mass.	FA-16
64	Incognito, Richie	G	6-3	319	7/5/1983	10	Nebraska	Englewood, N.J.	FA-15
7	Jones, Cardale	QB	6-5	250	9/29/1992	R	Ohio State	Cleveland, Ohio	D4-16
71	Kouandjio, Cyrus	T	6-7	322	7/21/1993	3	Alabama	Hyattsville, Md.	D2-14
90	Lawson, Shaq	LB	6-3	267	6/17/1994	R	Clemson	Central, S.C.	D1-16
13	Lewis, Dezmin	WR	6-4	214	12/5/1992	1	Central Arkansas	Mesquite, Texas	D7-15
67	Lewis, Patrick	C	6-1	311	1/30/1991	4	Texas A&M	Reserve, La.	FA-16
3	Manuel, EJ	QB	6-4	237	3/19/1990	4	Florida State	Virginia Beach, Va.	D1-13
25	McCoy, LeSean	RB	5-11	208	7/12/1988	8	Pittsburgh	Harrisburg, Pa.	TR-15 (PHI)
56	McCray, Lerentee	LB	6-3	249	8/26/1990	4	Florida	Ocala, Fla.	TR-16 (GB)
36	Meeks, Jonathan	S	6-0	209	11/8/1989	3	Clemson	Rock Hill, S.C.	D5-13
76	Miller, John	G	6-2	303	8/12/1993	2	Louisville	Miami, Fla.	D3-15
79	Mills, Jordan	T	6-5	316	12/24/1990	4	Louisiana Tech	Thibodaux, La.	FA-15
84	O'Leary, Nick	TE	6-3	252	8/31/1992	1	Florida State	Palm Beach, Fla.	D6b-15
39	Roberson, Marcus	CB	6-0	194	10/4/1992	3	Florida	Lauderdale Lakes, Fla.	FA-16
21	Robey-Coleman, Nickell	CB	5-8	165	1/17/1992	4	Southern California	Frostproof, Fla.	UFA-13
65	Sanborn, Garrison	LS	6-1	240	7/31/1985	8	Florida State	Tampa, Fla.	FA-09
6	Schmidt, Colton	P	5-11	224	10/27/1990	3	California-Davis	Bakersfield, Calif.	FA-14
29	Seymour, Kevon	CB	6-0	185	11/30/1993	R	Southern California	Pasadena, Calif.	D6b-16
51	Spikes, Brandon	LB	6-2	255	9/3/1987	6	Florida	Shelby, N.C.	FA-16
15	Tate, Brandon	WR	6-1	195	10/5/1987	8	North Carolina	Burlington, N.C.	FA-16
5	Taylor, Tyrod	QB	6-1	215	8/3/1989	6	Virginia Tech	Hampton, Va.	FA-15
82	Thomas, Logan	TE	6-6	250	7/1/1991	2	Virginia Tech	Lynchburg, Va.	FA-16
92	Washington, Adolphus	DT	6-4	295	11/24/1992	R	Ohio State	Cincinnati, Ohio	D3-16
14	Watkins, Sammy	WR	6-1	211	6/14/1993	3	Clemson	Fort Myers, Fla.	D1-14
30	White, Corey	CB	6-1	210	5/9/1990	5	Samford	Dunwoody, Ga.	FA-16
31	Williams, Jonathan	RB	6-0	223	2/2/1994	R	Arkansas	Allen, Texas	D5-16
95	Williams, Kyle	DT	6-1	303	6/10/1983	11	LSU	Ruston, La.	D5a-06
10	Woods, Robert	WR	6-0	190	4/10/1992	4	Southern California	Carson, Calif.	D2a-13
94	Worthy, Jerel	DE	6-2	308	4/26/1990	3	Michigan State	Huber Heights, Ohio	FA-15
<b>PRACTICE SQUAD</b>									
49	Albright, Bryson	LB	6-5	225	3/15/1994	R	Miami (OH)	Cincinnati, Ohio	UFA-16
16	Eagan, Ed	WR	5-10	193	6/19/1993	R	Northwestern State	New Orleans, La.	FA-16
73	Faciane, Isame	G	6-4	302	5/11/1991	1	Florida International	Slidell, La.	FA-16
69	Ferguson, Reid	LS	6-2	244	3/24/1994	R	LSU	Buford, Ga.	FA-16
63	Freeman, Dalton	C	6-5	291	6/18/1990	3	Clemson	Pelion, S.C	FA-16
47	Garner, Manasseh	TE	6-2	229	3/11/1992	1	Pittsburgh	Pittsburgh, PA	FA-16
37	Gary, Shamiel	S	6-0	217	5/31/1990	2	Oklahoma State	Tulsa, Okla.	FA-16
74	Ola, Michael	T	6-5	312	4/19/1988	3	Hampton	Riverdale, Ga.	FA-16
54	Valles, Max	DE	6-4	250	8/5/1994	1	Virginia	Sicklerville, N.J.	FA-15
<b>RESERVE/SUSPENDED</b>									
66	Henderson, Seantrel	T	6-7	331	1/21/1992	3	Miami	St. Paul, Minn.	D7b-14
<b>RESERVE/PHYSICALLY UNABLE TO PERFORM</b>									
81	Easley, Marcus	WR	6-2	217	11/2/1987	5	Connecticut	Stratford, Conn.	D4-10
<b>RESERVE/NON-FOOTBALL INJURY</b>									
11	Harvin, Percy	WR	5-11	184	5/28/1988	8	Florida	Chesapeake, VA	FA-16
18	Listenbee, Kolby	WR	6-1	183	1/25/1994	R	Texas Christian	Arlington, Texas	D6a-16
<b>RESERVE/INJURED</b>									
33	Anderson, Colt	S	5-10	195	10/25/1985	7	Montana	Butte, Mont.	FA-16
86	Annen, Blake	TE	6-4	247	5/28/1991	2	Cincinnati	Upper Arlington, Ohio	FA-15
26	Blanton, Robert	S	6-1	200	9/7/1989	5	Notre Dame	Clackamas, Ore.	FA-16
97	Bryant, Corbin	DT	6-4	300	1/4/1988	4	Northwestern	Chicago, Ill.	FA-12
31	Dowling, Jonathan	DB	6-3	190	12/8/1991	2	Western Kentucky	Bradenton, Fla.	FA-15
75	Enemkpali, IK	DE	6-1	261	7/3/1991	3	Louisiana Tech	Pflugerville, Texas	W-15 (NYJ)
89	Gragg, Chris	TE	6-3	244	6/30/1990	4	Arkansas	Warren, Ark.	D7-13
19	Powell, Walter	WR	6-0	189	11/23/1991	2	Murray State	St. Louis, Mo.	FA-15
59	Ragland, Reggie	LB	6-2	252	9/23/1993	R	Alabama	Madison, Ala.	D2-16
43	Thomas, Phillip	S	6-0	223	3/1/1989	3	Fresno State	Bakersfield, Calif.	FA-15
23	Williams, Aaron	S	6-0	199	4/23/1990	6	Texas	Round Rock, Texas	D2-11
70	Wood, Eric	C	6-4	310	3/18/1986	8	Louisville	Cincinnati, Ohio	D1b-09
<b>PRACTICE SQUAD/INJURED</b>									
41	Parms, Damian	S	6-2	209	10/28/1992	1	Florida Atlantic	Miami, Fla.	FA-16
43	Powell, Joe	DB	6-2	205	2/25/1994	R	Globe	Portsmouth, Va.	FA-16
<b>RESERVE/DID NOT REPORT</b>									
	Archer, Dri	RB	5-8	173	8/9/1991	3	Kent State	Laurel, Fla.	W-15 (NYJ)



**BUFFALO BILLS 2016 NUMERICAL ROSTER**

NO	NAME	POS	HT	WT	AGE	EXP	COLLEGE	HOMETOWN	HOW ACQ.
2	Dan Carpenter	K	6-2	228	30	9	Montana	Helena, Mont.	FA-13
3	EJ Manuel	QB	6-4	237	26	4	Florida State	Virginia Beach, Va.	D1-13
5	Tyrod Taylor	QB	6-1	215	27	6	Virginia Tech	Hampton, Va.	FA-15
6	Colton Schmidt	P	5-11	224	26	3	California-Davis	Bakersfield, Calif.	FA-14
7	Cardale Jones	QB	6-5	250	24	R	Ohio State	Cleveland, Ohio	D4-16
10	Robert Woods	WR	6-0	190	24	4	Southern California	Carson, Calif.	D2a-13
13	Dezmin Lewis	WR	6-4	214	23	1	Central Arkansas	Mesquite, Texas	D7-15
14	Sammy Watkins	WR	6-1	211	23	3	Clemson	Fort Myers, Fla.	D1-14
15	Brandon Tate	WR	6-1	195	29	8	North Carolina	Burlington, N.C.	FA-16
17	Justin Hunter	WR	6-4	203	25	4	Tennessee	Virginia Beach, Va.	FA-16
20	Corey Graham	S	6-0	196	31	10	New Hampshire	Buffalo, N.Y.	FA-14
21	Nickell Robey-Coleman	CB	5-8	165	24	4	Southern California	Frostproof, Fla.	UFA-13
22	Reggie Bush	RB	6-0	205	31	11	Southern California	Spring Valley, Calif.	FA-16
24	Stephon Gilmore	CB	6-1	190	26	5	South Carolina	Rock Hill, S.C.	D1-12
25	LeSean McCoy	RB	5-11	208	28	8	Pittsburgh	Harrisburg, Pa.	TR-15 (PHI)
27	James Ihedigbo	S	6-1	214	32	9	Massachusetts	Northampton, Mass.	FA-16
28	Ronald Darby	CB	5-11	193	22	2	Florida State	Oxon Hill, Md.	D2-15
29	Kevon Seymour	CB	6-0	185	22	R	Southern California	Pasadena, Calif.	D6b-16
30	Corey White	CB	6-1	210	26	5	Samford	Dunwoody, Ga.	FA-16
31	Jonathan Williams	RB	6-0	223	22	R	Arkansas	Allen, Texas	D5-16
35	Mike Gillislee	RB	5-11	219	26	3	Florida	DeLand, Fla.	FA-15
36	Jonathan Meeks	S	6-0	209	27	4	Clemson	Rock Hill, S.C.	D5-13
38	Sergio Brown	S	6-2	210	28	7	Notre Dame	Maywood, Ill.	FA-16
39	Marcus Roberson	CB	6-0	194	24	3	Florida	Lauderdale Lakes, Fla.	FA-16
42	Jerome Felton	FB	6-0	248	30	9	Furman	Duren, Germany	FA-16
50	Ramon Humber	LB	5-11	232	29	8	North Dakota State	Minneapolis, Minn.	FA-16
51	Brandon Spikes	LB	6-2	255	29	6	Florida	Shelby, N.C.	FA-16
52	Preston Brown	LB	6-1	251	24	3	Louisville	Cincinnati, Ohio	D3-14
53	Zach Brown	LB	6-1	248	27	5	North Carolina	Columbia, Md.	FA-16
55	Jerry Hughes	LB	6-2	254	28	7	Texas Christian	Sugar Land, Texas	TR-13 (IND)
56	Lerentee McCray	LB	6-3	249	26	4	Florida	Ocala, Fla.	TR-16 (GB)
57	Lorenzo Alexander	LB	6-1	245	33	10	California	Berkeley, Calif.	FA-16
64	Richie Incognito	G	6-3	319	33	10	Nebraska	Englewood, N.J.	FA-15
65	Garrison Sanborn	LS	6-1	240	31	8	Florida State	Tampa, Fla.	FA-09
67	Patrick Lewis	C	6-1	311	25	4	Texas A&M	Reserve, La.	FA-16
71	Cyrus Kouandjio	T	6-7	322	23	3	Alabama	Hyattsville, Md.	D2-14
72	Ryan Groy	G	6-5	320	26	3	Wisconsin	Middleton, Wis.	FA-15
76	John Miller	G	6-2	303	23	2	Louisville	Miami, Fla.	D3-15
77	Cordy Glenn	T	6-6	345	27	5	Georgia	Riverdale, Ga.	D2-12
79	Jordan Mills	T	6-5	316	25	4	Louisiana Tech	Thibodaux, La.	FA-15
82	Logan Thomas	TE	6-6	250	25	2	Virginia Tech	Lynchburg, Va.	FA-16
84	Nick O'Leary	TE	6-3	252	24	1	Florida State	Palm Beach, Fla.	D6b-15
85	Charles Clay	TE	6-3	255	27	6	Tulsa	Little Rock, Ark.	FA-15
87	Gerald Christian	TE	6-3	250	25	2	Louisville	Palm Beach Gardens, Fla.	FA-16
88	Marquise Goodwin	WR	5-9	179	25	4	Texas	Garland, Texas	D3-13
90	Shaq Lawson	LB	6-3	267	22	R	Clemson	Central, S.C.	D1-16
91	Leger Douzable	DE	6-4	284	30	7	Central Florida	Tampa, Fla.	FA-16
92	Adolphus Washington	DT	6-4	295	22	R	Ohio State	Cincinnati, Ohio	D3-16
94	Jerel Worthy	DE	6-2	308	26	3	Michigan State	Huber Heights, Ohio	FA-15
95	Kyle Williams	DT	6-1	303	33	11	LSU	Ruston, La.	D5a-06
98	Deandre Coleman	DT	6-5	341	25	1	California	Seattle, Wash.	FA-16
99	Marcell Dareus	DT	6-3	331	26	6	Alabama	Huffman, Ala.	D1-11
<b>PRACTICE SQUAD</b>									
16	Ed Eagan	WR	5-10	193	23	R	Northwestern State	New Orleans, La.	FA-16
37	Shamiel Gary	S	6-0	217	26	2	Oklahoma State	Tulsa, Okla.	FA-16
47	Manasseh Garner	TE	6-2	229	24	1	Pittsburgh	Pittsburgh, PA	FA-16
49	Bryson Albright	LB	6-5	225	22	R	Miami (OH)	Cincinnati, Ohio	UFA-16
54	Max Valles	DE	6-4	250	22	1	Virginia	Sicklerville, N.J.	FA-15
63	Dalton Freeman	C	6-5	291	26	3	Clemson	Pelion, S.C.	FA-16
69	Reid Ferguson	LS	6-2	244	22	R	LSU	Buford, Ga.	FA-16
73	Isame Faciane	G	6-4	302	25	1	Florida International	Slidell, La.	FA-16
74	Michael Ola	T	6-5	312	28	3	Hampton	Riverdale, Ga.	FA-16
<b>RESERVE/SUSPENDED</b>									
66	Seantrel Henderson	T	6-7	331	24	3	Miami	St. Paul, Minn.	D7b-14
<b>RESERVE/PHYSICALLY UNABLE TO PERFORM</b>									
81	Marcus Easley	WR	6-2	217	28	6	Connecticut	Stratford, Conn.	D4-10
<b>RESERVE/NON-FOOTBALL INJURY</b>									
11	Percy Harvin	WR	5-11	184	28	8	Florida	Chesapeake, VA	FA-16
18	Kolby Listenbee	WR	6-1	183	22	R	Texas Christian	Arlington, Texas	D6a-16
<b>RESERVE/INJURED</b>									
19	Walter Powell	WR	6-0	189	24	2	Murray State	St. Louis, Mo.	FA-15
23	Aaron Williams	S	6-0	199	26	6	Texas	Round Rock, Texas	D2-11
26	Robert Blanton	S	6-1	200	27	5	Notre Dame	Clackamas, Ore.	FA-16
31	Jonathan Dowling	DB	6-3	190	24	2	Western Kentucky	Bradenton, Fla.	FA-15
33	Colt Anderson	S	5-10	195	31	7	Montana	Butte, Mont.	FA-16
43	Phillip Thomas	S	6-0	223	27	3	Fresno State	Bakersfield, Calif.	FA-15
59	Reggie Ragland	LB	6-2	252	23	R	Alabama	Madison, Ala.	D2-16
70	Eric Wood	C	6-4	310	30	8	Louisville	Cincinnati, Ohio	D1b-09
75	IK Enemkpali	DE	6-1	261	25	3	Louisiana Tech	Pflugerville, Texas	W-15 (NYJ)
86	Blake Annen	TE	6-4	247	25	3	Cincinnati	Upper Arlington, Ohio	FA-15
89	Chris Gragg	TE	6-3	244	26	4	Arkansas	Warren, Ark.	D7-13
97	Corbin Bryant	DT	6-4	300	28	4	Northwestern	Chicago, Ill.	FA-12
<b>PRACTICE SQUAD/INJURED LIST</b>									
41	Damian Parms	S	6-2	209	23	1	Florida Atlantic	Miami, Fla.	FA-16
43	Joe Powell	DB	6-2	205	22	R	Globe	Portsmouth, Va.	FA-16
<b>RESERVE/DID NOT REPORT</b>									
	Dri Archer	RB	5-8	173	25	3	Kent State	Laurel, Fla.	W-16 (NYJ)

## BUFFALO BILLS UNOFFICIAL 2016 DEPTH CHART

### OFFENSE

<b>WR</b>	14 Sammy Watkins	88 Marquise Goodwin	13 Dezmin Lewis	
<b>LT</b>	77 Cordy Glenn			
<b>LG</b>	64 Richie Incognito			
<b>C</b>	72 Ryan Groy	67 Patrick Lewis		
<b>RG</b>	76 John Miller			
<b>RT</b>	79 Jordan Mills	71 Cyrus Kouandjio		
<b>TE</b>	85 Charles Clay	84 Nick O'Leary	87 Gerald Christian	82 Logan Thomas
<b>QB</b>	5 Tyrod Taylor	3 EJ Manuel	<u>7 Cardale Jones</u>	
<b>FB</b>	42 Jerome Felton			
<b>RB</b>	25 LeSean McCoy	35 Mike Gillislee	22 Reggie Bush	<u>31 Jonathan Williams</u>
<b>WR</b>	10 Robert Woods	17 Justin Hunter	15 Brandon Tate	

### DEFENSE

<b>DT</b>	95 Kyle Williams	91 Leger Douzable		
<b>NT</b>	99 Marcell Dareus	98 Deandre Coleman		
<b>DE</b>	<u>92 Adolphus Washington</u>	94 Jerel Worthy		
<b>OLB</b>	55 Jerry Hughes	56 Larentee McCray		
<b>WILL</b>	53 Zach Brown	50 Ramon Humber		
<b>MIKE</b>	52 Preston Brown	51 Brandon Spikes		
<b>OLB</b>	57 Lorenzo Alexander	<u>90 Shaq Lawson</u>		
<b>CB</b>	28 Ronald Darby	21 Nickell Robey-Coleman	30 Corey White	
<b>S</b>	27 James Ihedigbo	38 Sergio Brown		
<b>S</b>	20 Corey Graham	36 Jonathan Meeks		
<b>CB</b>	24 Stephon Gilmore	<u>29 Kevon Seymour</u>	39 Marcus Roberson	

### SPECIALISTS

<b>K</b>	2 Dan Carpenter			
<b>KO</b>	2 Dan Carpenter			
<b>P</b>	6 Colton Schmidt			
<b>KOR</b>	15 Brandon Tate	22 Reggie Bush	19 Walter Powell	
<b>PR</b>	15 Brandon Tate	22 Reggie Bush	19 Walter Powell	
<b>LS</b>	65 Garrison Sanborn			
<b>H</b>	6 Colton Schmidt			

ROOKIES UNDERLINED  
EXEMPT IN ITALICS



## 2016 TRANSACTIONS

January 4	Signed <b>CB Mario Butler</b> , <b>RB Mike Gillislee</b> , <b>WR Greg Salas</b> and <b>P Colton Schmidt</b> to contract extensions. Signed <b>TE Blake Annen</b> , <b>DB Jonathan Dowling</b> , <b>TE Jacob Maxwell</b> , <b>C Ronald Patrick</b> , <b>DE Cedric Reed</b> , <b>G Cyril Richardson</b> and <b>S Phillip Thomas</b> to reserve/future contract.
January 10	<b>Rob Ryan</b> named assistant head coach/defense
January 12	Signed <b>WR Jarrett Boykin</b> and <b>WR Greg Little</b> to reserve/future contract.
January 13	<b>Ed Reed</b> named assistant defensive backs coach
January 20	Signed <b>RB James Wilder Jr.</b> to a reserve/future contract. <b>Kathryn Smith</b> named quality control-special teams coach.
February 3	Signed <b>CB Javier Arenas</b> to a reserve/future contract.
March 1	Designated <b>T Cordy Glenn</b> as franchise player. Released <b>RB Boobie Dixon</b> , <b>G Kraig Urbik</b> and <b>DE Mario Williams</b> .
March 4	Released <b>CB Leodis McKelvin</b> .
March 7	Tendered offers to Restricted Free Agents <b>DT Corbin Bryant</b> , <b>WR Chris Hogan</b> and <b>T Jordan Mills</b>
March 8	Re-signed <b>G Richie Incognito</b>
March 16	Signed <b>TE Jim Dray</b>
March 18	Signed <b>S Robert Blanton</b>
March 30	Signed <b>T Jordan Mills</b>
April 4	Signed <b>LB Zach Brown</b> , <b>WR Leonard Hankerson</b> and <b>CB Corey White</b>
April 5	Signed <b>CB Sterling Moore</b>
April 6	<b>LB AJ Tarpley</b> announced retirement
April 7	Signed <b>C Fernando Velasco</b>
April 11	Signed <b>LB Lorenzo Alexander</b> and <b>S Colt Anderson</b>
April 15	Released <b>T Tyson Chandler</b>
April 18	Signed <b>DT Corbin Bryant</b> . Released <b>DB Cam Thomas</b>
April 19	Released <b>LB Tony Stewart</b> .
April 28	Drafted <b>DE Shaq Lawson</b>
April 29	Drafted <b>LB Reggie Ragland</b> and <b>DT Adolphus Washington</b> . Released <b>TE Jacob Maxwell</b> and <b>LB A.J. Tarpley</b>
April 30	Drafted <b>QB Cardale Jones</b> , <b>RB Jonathan Williams</b> , <b>WR Kolby Listenbee</b> and <b>CB Kevon Seymour</b> .
May 2	Signed <b>LB Bryson Albritch</b> , <b>WR Davonte Allen</b> , <b>WR Gary Chambers</b> , <b>LS Reid Ferguson</b> , <b>FB Glenn Gronkowski</b> , <b>C Robert Kugler</b> , <b>G Jamison Lalk</b> , <b>DE Claudell Louis</b> , <b>T Marquis Lucas</b> , <b>T Keith Lumpkin</b> , <b>K Marshall Morgan</b> , <b>LB Eric Striker</b> , <b>CB Julian Whigham</b> , <b>DT Justin Zimmer</b> . Released <b>CB Bud Noel</b> , <b>C Ronald Patrick</b> and <b>LB Jarius Wynn</b> .
May 10	Claimed <b>RB Dri Archer</b>
May 11	Signed <b>CB Kevon Seymour</b> .
May 12	Signed <b>WR Kolby Listenbee</b>
May 13	Signed <b>RB Jonathan Williams</b>
May 17	Signed <b>DT Adolphus Washington</b>
May 18	Placed <b>RB Dri Archer</b> on the Reserve/Did Not Report List
May 24	Signed <b>LB Reggie Ragland</b>
May 31	Signed <b>LB Jamari Lattimore</b>
June 6	Signed <b>DE Shaq Lawson</b>
June 7	Signed <b>QB Cardale Jones</b>
June 9	Signed <b>RB Dan Herron</b> . Released <b>CB Julian Whigham</b> .
June 14	Signed <b>DE Leger Douzable</b> and <b>T Chris Martin</b> . Released <b>DE Claudell Louis</b> and <b>T Keith Lumpkin</b> .
June 17	Signed <b>T Justin Renfrow</b> . Designated <b>S Phillip Thomas</b> as Waived/Injured.
July 29	Placed <b>LB Manny Lawson</b> and <b>WR Kolby Listenbee</b> on the Active/Non-Football Injury list. Placed <b>WR Marcus Easley</b> , <b>DE Shaq Lawson</b> , <b>WR Sammy Watkins</b> and <b>DT Kyle Williams</b> on the Active/Physically Unable to Perform list. Placed <b>DT Marcell Dareus</b> , <b>DB Jonathan Dowling</b> , <b>T Seantrel Henderson</b> and <b>RB Karlos Williams</b> on the Active/Non-Football Illness list.
July 30	Signed <b>DT Casey Walker</b> . Waived <b>DE Cedric Reed</b> .
August 1	<b>DB Jonathan Dowling</b> is moved to the active roster. Signed <b>RB Reggie Bush</b> and <b>WR Kain Colter</b> . Released <b>WR Davonte Allen</b> and <b>K Marshall Morgan</b> .
August 7	Signed <b>LB David Hawthorne</b> , <b>LB Brandon Spikes</b> and <b>TE Jimmmy Mundine</b> . Released <b>WR Gary Chambers</b> and <b>CB Javier Arenas</b> . Designated <b>LB Kevin Reddick</b> as Waived/Injured
August 8	<b>DT Marcell Dareus</b> , <b>WR Sammy Watkins</b> and <b>DT Kyle Williams</b> are moved to the active roster.
August 15	<b>RB Karlos Williams</b> is moved to the active roster. Signed <b>LB Kroy Biermann</b> , <b>DT Brandon Deaderick</b> and <b>DT Alameda Ta'amu</b> . Waived/Injured <b>LB IK Enemkpali</b> . Released <b>DT T.J. Barnes</b> and <b>WR Leonard Hankerson</b> .
August 16	<b>LB Manny Lawson</b> is moved to the active roster.
August 20	Waived <b>RB Karlos Williams</b> .
August 22	<b>T Seantrel Henderson</b> is moved to the active roster.
August 28	Signed <b>QB Austin Trainor</b> .
August 30	Traded for <b>LB Larentee McCray</b> from the Green Bay Packers in return for an undisclosed 2018 draft pick. Released <b>LB David LB Reid Ferguson</b> , <b>C Robert Kugler</b> , <b>WR Greg Little</b> , <b>TE Jimmmy Mundine</b> , <b>LB Eric Striker</b> , <b>DT Alameda Ta'amu</b> , <b>QB Austin Trainor</b> , <b>DT Justin Zimmer</b> .
August 31	Designated <b>CB Jonathan Dowling</b> , <b>TE Chris Gragg</b> and <b>T Justin Renfrow</b> as Waived/Injured. Designated <b>WR Marcus Easley</b> and <b>LB Shaq Lawson</b> as Reserve/Physically Unable to Perform. Designated <b>WR Kolby Listenbee</b> as Reserve/Non-Football Injury. Designated <b>LB Reggie Ragland</b> as Reserve/Injured
September 2	Signed <b>LB Ramon Humber</b> . Waived <b>K Jordan Gay</b> . Claimed <b>C Patrick Lewis</b> off waivers from Seattle. Released <b>G Jamison Lalk</b> . Released <b>LB Kroy Biermann</b> , <b>WR Jarrett Boykin</b> , <b>CB Mario Butler</b> , <b>WR Kain Colter</b> , <b>DL Brandon Deaderick</b> , <b>DL Lavar Edwards</b> , <b>FB Jerome Felton</b> , <b>RB Boom Herron</b> , <b>LB Manny Lawson</b> , <b>WR Dez Lewis</b> , <b>T Chris Martin</b> , <b>CB Sterling Moore</b> , <b>G Cyril Richardson</b> , <b>CB Sammy Seamster</b> , <b>LB Max Valles</b> , <b>C Fernando Velasco</b> , <b>DL Casey Walker</b> . Placed <b>TE Blake Annen</b> , <b>LB Randell Johnson</b> , <b>T Marquis Lucas</b> and <b>RB James Wilder Jr.</b> on Injured Reserve.
September 4	Claimed <b>FB/TE Dan Vitale</b> off of waivers. Released <b>LB Jamari Lattimore</b> . Signed <b>WR Dezmin Lewis</b> and <b>K Jordan Gay</b> to practice
September 5	Signed <b>CB Doran Grant</b> , <b>WR Matt Hazel</b> , <b>G Gabe Ikard</b> and <b>LB Max Valles</b> to the practice squad. Released <b>FB/TE Dan Vitale</b> due to failed physical.
September 6	Signed <b>WR Brandon Tate</b> to the active roster. <b>LB Carlos Fields</b> , <b>CB Damian Parms</b> and <b>CB Marcus Roberson</b> added to the practice
September 9	Signed <b>K Jordan Gay</b> to the active roster. Placed <b>T Seantrel Henderson</b> on the Reserve/Suspended list.
September 12	Signed <b>FB Jerome Felton</b> . Released <b>FB Glenn Gronkowski</b> .
September 13	Signed <b>T Chris Martin</b> to the practice squad. Released <b>CB Doran Grant</b> from practice squad.
September 15	Promoted <b>G Gabe Ikard</b> to the active roster from the practice squad. Released <b>LB Bryson Albritch</b> .
September 16	Signed <b>LB Bryson Albritch</b> to the practice squad.
September 19	Signed <b>T William Poehls</b> to the practice squad. Released <b>T Chris Martin</b> from practice squad.
September 27	Signed <b>WR Ed Eagan</b> and <b>G Terran Vaughn</b> to the practice squad. Released <b>Jordan Gay</b> . Released <b>LB Carlos Fields</b> and <b>DB Damian Parms</b> from the practice squad. Released <b>RB James Wilder</b> from Injured Reserve with an injury settlement.
September 28	Signed <b>T Michael Ola</b> from the Giants practice squad.
September 30	Placed <b>WR Sammy Watkins</b> on the reserve/injured list. Claimed <b>WR Justin Hunter</b> off waivers from Miami.
October 3	Placed <b>DT Marcell Dareus</b> and <b>T Seantrel Henderson</b> on Exempt list
October 4	Released <b>TE Jim Dray</b> and promoted <b>TE Gerald Christian</b> to the active roster. Signed <b>WR Corey Washington</b> to practice squad.
October 5	Signed <b>TE Manasseh Garner</b> to practice squad
October 7	Activated <b>DT Marcell Dareus</b> and placed <b>WR Greg Salas</b> on Reserve/Injured list. Released <b>OL Terran Vaughn</b> from the practice squad.
October 10	Activated <b>T Seantrel Henderson</b> and placed <b>S Colt Anderson</b> on Reserve/Injured list.
October 11	Signed <b>K Marshall Morgan</b> to the practice squad
October 21	Activated <b>LB Shaq Lawson</b> from PUP to active roster. Signed <b>TE Manasseh Garner</b> from practice squad to active roster. Released <b>TE Gerald Christian</b> and <b>G Gabe Ikard</b> .
October 25	Promoted <b>WR Ed Eagan</b> to the active roster. Released <b>T Michael Ola</b> . Signed <b>TE Gerald Christian</b> , <b>WR Mose Frazier</b> and <b>S Joe Powell</b> to the practice squad. Released <b>WR Corey Washington</b> from practice squad.
October 27	Signed <b>T Michael Ola</b> to the practice squad. Released <b>T William Poehls</b> from practice squad.
October 28	Released <b>TE Manasseh Garner</b> and <b>WR Ed Eagan</b> . Promoted <b>TE Gerald Christian</b> from the practice squad.
October 29	Promoted <b>CB Marcus Roberson</b> from the practice squad.
October 31	Signed <b>WR Ed Eagan</b> and <b>TE Manasseh Garner</b> to the practice squad.
November 1	Signed <b>WR Percy Harvin</b> and placed <b>S Aaron Williams</b> on the reserve/injured list.
November 3	Signed <b>S Sergio Brown</b> . Signed <b>LS Reid Ferguson</b> to the practice squad. Released <b>CB Marcus Roberson</b> . Released <b>K Marshall Morgan</b> from the practice squad.
November 4	Signed <b>CB Marcus Roberson</b> to the practice squad. Released <b>WR Mose Frazier</b> from the practice squad. Released <b>WR Greg Salas</b> from Injured Reserve.
November 14	Placed <b>C Eric Wood</b> on Injured Reserve. Promoted <b>CB Marcus Roberson</b> to the active roster and signed <b>C Dalton Freeman</b> to the practice squad.
November 15	Signed <b>S James Ihedigbo</b> and released <b>S Duke Williams</b>
November 22	Designated <b>WR Sammy Watkins</b> for Return from Reserve/Injured
November 26	Activated <b>WR Sammy Watkins</b> from IR/Designated to Return. Signed <b>K Jordan Gay</b> . Placed <b>S Robert Blanton</b> on Reserve/Injured. Released <b>TE Gerald Christian</b> .
November 29	<b>T Seantrel Henderson</b> is placed on the Reserve/Suspended list. Promoted <b>DT Deandre Coleman</b> and <b>WR Dezmin Lewis</b> to the active roster. Placed <b>DT Corbin Bryant</b> and <b>WR Walter Powell</b> on the reserve/injured list. Signed <b>TE Gerald Christian</b> to the practice squad.
November 30	Signed <b>TE Logan Thomas</b> from the Detroit practice squad and signed <b>G Isame Faciane</b> to the practice squad.
December 1	Signed <b>S Shamiel Gary</b> to the practice squad. Placed <b>DB Joe Powell</b> on Practice Squad/Injured List.
December 3	Promoted <b>TE Gerald Christian</b> to the active roster. Released <b>K Jordan Gay</b> .
December 5	Placed <b>WR Percy Harvin</b> on Reserve/Non-Football Injury List

# HOW THE BILLS WERE BUILT

YEAR	DRAFTEES	VETERAN FREE AGENTS	TRADES	FREE AGENTS
2006	Kyle Williams (5)			
2009				Garrison Sanborn (UFA)
2011	Marcell Dareus (1)			
2012	Stephon Gilmore (1) Cordy Glenn (2)			
2013	EJ Manuel (1) Robert Woods (2) Marquise Goodwin (3) Jonathan Meeks (5)	Dan Carpenter (Miami)	Jerry Hughes (Indianapolis)	Nickell Robey-Coleman (UFA)
2014	Sammy Watkins (1) Cyrus Kouandjio (2) Preston Brown (3) Seantrel Henderson (7)	Corey Graham (Baltimore) Colton Schmidt (San Francisco)		
2015	Ronald Darby (2) John Miller (3) Nick O'Leary (6) Dezmin Lewis (7)	Charles Clay (Miami) Jerome Felton (Minnesota) Mike Gillislee (Arizona) Ryan Groy (Tampa Bay) Richie Incognito (Miami) Jordan Mills (Detroit) Tyrod Taylor (Baltimore) Jerel Worthy (Green Bay)	LeSean McCoy (from Philadelphia)	
2016	Shaq Lawson (1) Adolphus Washington (3) Cardale Jones (4) Jonathan Williams (5) Kevon Symour (6)	Lorenzo Alexander (Oakland) Sergio Brown (Atlanta) Zach Brown (Tennessee) Reggie Bush (Detroit) Gerald Christian (Arizona) Deandre Coleman (Miami) Leger Douzable (NY Jets) Justin Hunter (Miami) Ramon Humber (New England) James Ihedigbo (Detroit) Patrick Lewis (Seattle) Marcus Roberson (Los Angeles) Brandon Spikes (New England) Brandon Tate (Cincinnati) Logan Thomas (Detroit) Corey White (Arizona)	Lerentee McCray (from Green Bay)	

(ufa) indicates undrafted rookie free agent

(team) denotes team last played with



# BY EXPERIENCE

## 11 YEARS (2)

Reggie Bush  
Kyle Williams

## 10 YEARS (3)

Lorenzo Alexander  
Corey Graham  
Richie Incognito

## 9 YEARS (3)

Dan Carpenter  
Jerome Felton  
James Ihedigbo

## 8 YEARS (4)

Ramon Humber  
LeSean McCoy  
Garrison Sanborn  
Brandon Tate

## 7 YEARS (3)

Sergio Brown  
Leger Douzable  
Jerry Hughes

## 6 YEARS (4)

Charles Clay  
Marcell Dareus  
Brandon Spikes  
Tyrod Taylor

## 5 YEARS (4)

Zach Brown  
Stephon Gilmore  
Cordy Glenn  
Corey White

## 4 YEARS (7)

Patrick Lewis  
EJ Manuel  
Lerentee McCray  
Jordan Mills  
Nickell Robey-Coleman  
Robert Woods

## 3 YEARS (10)

Preston Brown  
Mike Gillislee  
Marquise Goodwin  
Ryan Groy  
Cyrus Kouandjio  
Jonathan Meeks  
Marcus Roberson  
Colton Schmidt  
Sammy Watkins  
Jerel Worthy

## 2 YEARS (3)

Ronald Darby  
John Miller  
Logan Thomas

## 1 YEAR (3)

Gerald Christian  
Deandre Coleman  
Dezmin Lewis  
Nick O'Leary

## ROOKIE (5)

Shaq Lawson  
Cardale Jones  
Kevon Seymour  
Adolphus Washington  
Jonathan Williams

## BUFFALO BILLS PRONUNCIATION

<b>Dareus</b> , Marcell	DAR-e-us (like 'jar')
<b>Douzable</b> , Leger	Leh-je' DOO-zah-bull
<b>Gillislee</b> , Mike	gil-is-LEE
Gilmore, <b>Stephon</b>	steph-AHN
Goodwin, <b>Marquise</b>	Mar-keese
<b>Ihedigbo</b> , James	ee-HEAD-ee-bo
<b>Kouandjio</b> , Cyrus	KWAN-jo
McCray, <b>Lerentee</b>	Luh-RENT-tay
Seymour, <b>Kevon</b>	KEY-von
Worthy, <b>Jerel</b>	juh-RELL



## 2016 BUFFALO BILLS ROSTER BY POSITION HEAD COACH REX RYAN



**Offense: 25**

**Coordinator: Anthony Lynn**

**Assistant HC/Offense: Chris Palmer**

### QUARTERBACKS (3)

**Coach: David Lee**

**Assistant: Jason Vrable**

No	Name	Pos	HT	WT	Exp	College
3	EJ Manuel	QB	6'4	237	4	Florida State
5	Tyrod Taylor	QB	6'1	215	6	Virginia Tech
7	Cardale Jones	QB	6'5	250	R	Ohio State

### RUNNING BACKS (5)

**Coach: Anthony Lynn**

No	Name	Pos	HT	WT	Exp	College
22	Reggie Bush	RB	6'0	205	11	Southern California
25	LeSean McCoy	RB	5'11	208	8	Pittsburgh
31	Jonathan Williams	RB	6'0	223	R	Arkansas
35	Mike Gillislee	RB	5'11	219	3	Florida
42	Jerome Felton	FB	6'0	248	9	Furman

### WIDE RECEIVERS (6)

**Coach: Sanjay Lal**

No	Name	Pos	HT	WT	Exp	College
10	Robert Woods	WR	6'0	190	4	Southern California
13	Dezmin Lewis	WR	6'4	214	1	Central Arkansas
14	Sammy Watkins	WR	6'1	211	3	Clemson
15	Brandon Tate	WR	6'1	195	8	North Carolina
17	Justin Hunter	WR	6'4	203	4	Tennessee
88	Marquise Goodwin	WR	5'9	179	4	Texas

### TIGHT ENDS (4)

**Coach: Tony Sparano**

No	Name	Pos	HT	WT	Exp	College
82	Logan Thomas	TE	6'6	250	2	Virginia Tech
84	Nick O'Leary	TE	6'3	252	1	Florida State
85	Charles Clay	TE	6'3	255	6	Tulsa
87	Gerald Christian	TE	6'3	250	1	Louisville

### OFFENSIVE LINE (7)

**Coach: Aaron Kromer**

**Assistant: Pay Meyer**

No	Name	Pos	HT	WT	Exp	College
64	Richie Incognito	G	6'3	319	10	Nebraska
67	Patrick Lewis	C	6'1	311	4	Texas A&M
71	Cyrus Kouandjio	T	6'7	332	3	Alabama
72	Ryan Groy	G	6'5	320	3	Wisconsin
76	John Miller	G	6'2	312	2	Louisville
77	Cordy Glenn	T	6'6	345	5	Georgia
79	Jordan Mills	T	6'5	316	4	Louisiana Tech

**Defense: 24**

**Coordinator: Dennis Thurman**

**Assistant HC/Defense: Rob Ryan**

**Assistant: D'Anton Lynn**

**Assistant: Mike Giuliani**

### DEFENSIVE LINE (6)

**Coach: John Blake**

**Coach: Jason Rebrovich**

No	Name	Pos	HT	WT	Exp	College
91	Leger Douzable	DE	6'4	284	7	Central Florida
92	Adolphus Washington	DT	6'4	295	R	Ohio State
94	Jerel Worthy	DE	6'2	308	3	Michigan State
95	Kyle Williams	DT	6'1	303	11	LSU
98	Deandre Coleman	DT	6'5	341	1	California
99	Marcell Dareus	DT	6'3	331	6	Alabama

### LINEBACKERS (8)

**Coach: Bobby April III**

**Coach: Jeff Weeks (Outside)**

No	Name	Pos	HT	WT	Exp	College
50	Ramon Humber	LB	5'11	235	8	North Dakota State
51	Brandon Spikes	LB	6'2	255	6	Florida
52	Preston Brown	LB	6'1	251	3	Louisville
53	Zach Brown	LB	6'1	248	5	North Carolina
55	Jerry Hughes	LB	6'2	254	7	Texas Christian
56	Lerentee McCray	LB	6'3	249	4	Florida
57	Lorenzo Alexander	LB	6'1	245	10	California
90	Shaq Lawson	LB	6'3	267	R	Clemson

### DEFENSIVE BACKS (10)

**Coach: Tim McDonald**

**Assistant: Ed Reed**

No	Name	Pos	HT	WT	Exp	College
20	Corey Graham	S	6'0	196	10	New Hampshire
21	Nickell Robey-Coleman	CB	5'8	165	4	Southern California
24	Stephon Gilmore	CB	6'1	190	5	South Carolina
27	James Ihedigbo	S	6'1	214	9	Massachusetts
28	Ronald Darby	CB	5'11	195	2	Florida State
29	Kevon Seymour	CB	6'0	185	R	Southern California
30	Corey White	CB	6'1	210	5	Samford
36	Jonathan Meeks	S	6'0	209	4	Clemson
38	Sergio Brown	S	6'2	210	7	Notre Dame
39	Marcus Roberson	CB	6'0	191	3	Florida

### SPECIAL TEAMS (3)

**Coordinator: Danny Crossman**

**Assistants: Eric Smith, Kathryn Smith**

No	Name	Pos	HT	WT	Exp	College
2	Dan Carpenter	K	6'2	228	9	Montana
6	Colton Schmidt	P	5'11	224	3	California-Davis
65	Garrison Sanborn	LS	6'1	240	8	Florida State

### COACHING STAFF

Head Coach: Rex Ryan  
 Assistant Head Coach/Defense: Rob Ryan  
 Assistant Head Coach/Offense: Chris Palmer  
 Coordinators: Danny Crossman (Special Teams), Anthony Lynn (Offense), Dennis Thurman (Defense)  
 Assistants: Bobby April III (Linebackers), John Blake (Defensive Line), Eric Ciano (Head Strength and Conditioning), Mike Giuliani (Coaching Assistant), Aaron Kromer (Offensive Line), Zak Kromer (Coaching Assistant), Sanjay Lal (Wide Receivers), David Lee (Quarterbacks), Dan Liburd (Strength and Conditioning Assistant), Mark Loecher (Strength and Conditioning Assistant), Hal Luther (Assistant Strength and Conditioning), D'Anton Lynn (Defensive Assistant), Tim McDonald (Defensive Backs), Pat Meyer (Offensive Assistant), Jason Oszvart (Strength and Conditioning Assistant), Jason Rebrovich (Defensive Line), Ed Reed (Assistant Defensive Backs), Deuce Schwartz (Coaching Assistant), Eric Smith (Special Teams Assistant), Kathryn Smith (Quality Control-Special Teams), Doug Socha (Coaching Assistant), Tony Sparano (Tight Ends), Jason Vrable (Assistant Quarterbacks), Jeff Weeks (Outside Linebackers)





# HERD OF STATS

**REGULAR SEASON GAME #13**

**Buffalo Bills vs Pittsburgh Steelers**

**Sunday, December 11, 2016**

## **2016 HERD OF STATS**

**Game-By-Game Starters**

**Offensive Highs & Lows**

**Defensive Highs & Lows**

**Bills Superlatives**

**Opponent Superlatives**

**Defensive Summaries**

**Defensive Statistics**

**Scoring Drives**

**Game-by-Game Team**

**Game-by-Game Rushing**

**Game-by-Game Passing**

**Game-by-Game Receiving**

**Game-by-Game Punting/Kicking**

**Game-by-Game Punt Returns**

**Game-by-Game Kickoff Returns**

**Game-by-Game Defensive Stats**

**Big Plays**

**Goal-to-Go**

**Inside the 20**

**The Last Time**

**Turnover Analysis**

**ETCs**

**Game Summaries**

**Player Participation**

**NFL Stats**



## 2016 BUFFALO BILLS GAME-BY-GAME STARTERS

OPP	OFFENSE										
	WR	WR	LT	LG	C	RG	RT	TE	TE-WR-FB	RB	QB
at BAL	Watkins	Woods	Glenn	Incognito	Wood	Miller	Mills	Clay	Dray	McCoy	Taylor
vs NYJ	Watkins	Woods	Kouandjio	Incognito	Wood	Miller	Mills	Clay	Salas	McCoy	Taylor
vs ARZ	Goodwin	Woods	Kouandjio	Incognito	Wood	Miller	Mills	Clay	O'Leary	McCoy	Taylor
at NE	Goodwin	Woods	Glenn	Incognito	Wood	Miller	Mills	Clay	O'Leary	McCoy	Taylor
at LA	Goodwin	Woods	Glenn	Incognito	Wood	Miller	Mills	Clay	Felton	McCoy	Taylor
vs SF	Goodwin	Woods	Glenn	Incognito	Wood	Miller	Mills	Clay	Hunter	McCoy	Taylor
at MIA	Goodwin	Hunter	Glenn	Incognito	Wood	Miller	Mills	Clay	Powell	McCoy	Taylor
vs NE	Hunter	Tate	Glenn	Incognito	Wood	Miller	Mills	Clay	Powell	Gillislee	Taylor
at SEA	Goodwin	Hunter	Glenn	Incognito	Wood	Miller	Mills	Clay	Felton	McCoy	Taylor
at CIN	Goodwin	Woods	Glenn	Incognito	Groy	Miller	Mills	Clay	Harvin	McCoy	Taylor
vs JAX	Goodwin	Watkins	Glenn	Incognito	Groy	Miller	Mills	Clay	Felton	McCoy	Taylor
at OAK	Goodwin	Watkins	Glenn	Incognito	Groy	Miller	Mills	O'Leary	Hunter	McCoy	Taylor

OPP	DEFENSE										
	DT	NT	DE/CB/DB	OLB	WILL	MIKE	OLB	CB	S	S	CB
at BAL	K. Williams	Bryant	Washington	Hughes	Z. Brown	P. Brown	Alexander	Darby	D. Williams	Graham	Gilmore
vs NYJ	K. Williams	Bryant	Washington	Hughes	Z. Brown	P. Brown	Alexander	Darby	D. Williams	Graham	Gilmore
vs ARZ	K. Williams	Bryant	Washington	Hughes	Z. Brown	P. Brown	Alexander	White	A. Williams	Graham	Gilmore
at NE	K. Williams	Bryant	Washington	Hughes	Z. Brown	P. Brown	Alexander	Darby	A. Williams	Graham	Gilmore
at LA	K. Williams	Bryant	Washington	Hughes	Z. Brown	P. Brown	Alexander	Darby	A. Williams	Graham	Gilmore
vs SF	K. Williams	Douzable	Robey-Coleman	Hughes	Z. Brown	P. Brown	Alexander	Darby	A. Williams	Graham	Gilmore
at MIA	K. Williams	Bryant	Washington	Hughes	Z. Brown	P. Brown	Alexander	Darby	A. Williams	Graham	Gilmore
vs NE	K. Williams	Douzable	Robey-Coleman	Hughes	Z. Brown	P. Brown	Alexander	Darby	Blanton	Graham	Gilmore
at SEA	K. Williams	Douzable	Seymour	Hughes	Z. Brown	P. Brown	Alexander	Darby	Blanton	Graham	Gilmore
at CIN	K. Williams	Dareus	Washington	Hughes	Z. Brown	P. Brown	Alexander	Darby	Ihedigbo	Graham	Gilmore
vs JAX	K. Williams	Dareus	Washington	Hughes	Z. Brown	P. Brown	Alexander	Darby	Ihedigbo	Graham	Gilmore
at OAK	K. Williams	Dareus	Washington	Hughes	Z. Brown	P. Brown	Alexander	Seymour	Ihedigbo	Graham	Gilmore

# 2016 OFFENSIVE HIGHS & LOWS

f

BEST		WORST
45 vs SF 10/16	POINTS	7 at BAL 9/11
30 at SEA 11/7	FIRST DOWNS	11 at BAL 9/11
16 vs SF 10/16	RUSHING FIRST DOWNS	4 at MIA 10/23
16 at SEA 11/7	PASSING FIRST DOWNS	5 at BAL 9/11, vs ARZ 9/25
71% at SEA 11/7	THIRD DOWN EFFICIENCY	23% at BAL 9/11, at MIA 10/23
491 vs SF 10/16	TOTAL NET YARDS	160 at BAL 9/11
7.9 vs NYJ 9/15	AVERAGE PER PLAY	3.3 at BAL 9/11
312 vs SF 10/16	NET YARDS RUSHING	65 at BAL 9/11
307 vs NYJ 9/15	NET YARDS PASSING	88 vs ARZ 9/25
0 vs NYJ 9/15	QB SACKS	5 at SEA 11/7, vs JAX 11/27
307 vs NYJ 9/15	GROSS YARDS PASSING	111 at BAL 9/11
39 at NE 10/2, at SEA 11/7	PASS ATTEMPTS	18 vs JAX 11/27
27 at NE 10/2, at SEA 11/7	PASS COMPLETIONS	12 at LA 10/9, vs JAX 11/27
0, seven times: most recently vs JAX 11/27	INTERCEPTED	1, five times: most recently at OAK 12/4
9.9 vs NYJ 9/15	YARDS PER PASS	4.0 at BAL 9/11
50.7 vs SF 10/16	PUNTING AVERAGE	32.7 at SEA 11/7
3 at NE 10/2, at CIN 11/20	PUNT RETURNS	0, at OAK 12/4
43 vs JAX 11/27	PUNT RETURN YARDS	Minus-2 at LA 10/9
5 vs NYJ 9/15	KICKOFF RETURNS	0 vs SF 10/16
125 vs NYJ 9/15	KICKOFF RETURN YARDS	0 vs SF 10/16
6 vs SF 10/16	TOUCHDOWNS	1 at BAL 9/11, at NE 10/2, at CIN 11/20
4 vs SF 10/16	RUSHING TOUCHDOWNS	0 vs NYJ 9/15, at NE 10/2
3 vs NYJ 9/15	PASSING TOUCHDOWNS	0, five times; most recently at OAK 12/4
40:17 at SEA 11/7	TIME OF POSSESSION	20:48 vs NYJ 9/15



# 2016 DEFENSIVE HIGHS & LOWS

BEST		WORST
0 at NE 10/2	POINTS	41 vs NE 10/30
13 at NE 10/2	FIRST DOWNS	28 vs NYJ 9/15
2 vs NE 10/30	RUSHING FIRST DOWNS	15 at MIA 10/23
7 vs SF 10/16	PASSING FIRST DOWNS	18 vs NYJ 9/15
8% at NE 10/2	THIRD DOWN EFFICIENCY	69% vs NE 10/30
277 at NE 10/2	TOTAL NET YARDS	493 vs NYJ 9/15
4.2 at CIN 11/20	AVERAGE PER PLAY	6.9 vs NYJ 9/15
33 at SEA 11/7	NET YARDS RUSHING	256 at MIA 10/23
118 vs JAX 11/27	NET YARDS PASSING	370 vs NYJ 9/15
5.0 vs ARZ 9/25, vs NE 10/30	QB SACKS	0 at OAK 12/4
126 vs JAX 11/27	GROSS YARDS PASSING	374 vs NYJ 9/15
25 at MIA 10/23	PASS ATTEMPTS	50 vs ARZ 9/25
13 vs SF 10/16, vs JAX 11/27	PASS COMPLETIONS	26 vs ARZ 9/25
2, vs ARZ 9/25, at LA 10/9, at CIN 11/20	INTERCEPTED	0, eight times: most recently at OAK 12/4
4.8 at CIN 11/20, vs JAX 11/27	YARDS PER PASS	10.8 at SEA 11/7
25.0 at MIA 10/23	PUNTING AVERAGE	55.5 at LA 10/9
0 vs NYJ 9/15	PUNT RETURNS	5 at MIA 10/23
0 vs NYJ 9/15	PUNT RETURN YARDS	28 at MIA 10/23
1 at OAK 12/4	KICKOFF RETURNS	4 at LA 10/9, vs SF 10/16, at MIA 10/23
22 at OAK 12/4	KICKOFF RETURN YARDS	112 vs NE 10/30
0 at NE 10/2	TOUCHDOWNS	5 vs NE 10/30
0 at BAL 9/11, at NE 10/2, vs SF 10/16	RUSHING TOUCHDOWNS	3 vs NYJ 9/15
0 vs ARZ 9/25, at NE 10/2, at LA 10/9	PASSING TOUCHDOWNS	4, vs NE 10/30
19:43 at SEA 11/7	TIME OF POSSESSION	39:12 vs NYJ 9/15

# 2016 BILLS SUPERLATIVES

## RUSHING

Yards .....	150	L. McCoy at LA 10/9
Average (min. 10 carries) .....	8.3	L. McCoy at LA 10/9
Long .....	75	L. McCoy vs JAX 11/27
Touchdowns .....	3	L. McCoy vs SF 10/16

## PASSING

Attempts .....	39	T. Taylor at NE 10/2
Completions .....	27	T. Taylor at NE 10/2, T. Taylor at SEA 11/7
Percentage (min. 20 attempts) .....	71.1%	T. Taylor at SEA 11/7
Yards .....	297	T. Taylor vs NYJ 9/15
Long .....	84	T. Taylor vs NYJ 9/15
Touchdowns .....	3	T. Taylor vs NYJ 9/15

## RECEIVING

Receptions .....	10	R. Woods at SEA 11/7
Yards .....	162	R. Woods at SEA 11/7
Average (min. 3 rec.) .....	26.7	S. Watkins vs JAX 11/27
Long .....	84	M. Goodwin vs NYJ 9/15
Touchdowns .....	1	Happened 11 times, most recently: J. Hunter vs JAX 11/27

## SPECIAL TEAMS

Punts .....	7	C. Schmidt at BAL 9/11, C. Schmidt at MIA 10/23
In 20 .....	4	C. Schmidt at LA 10/9
Longest Punt .....	58	C. Schmidt at LA 10/9
Punt Return Attempts .....	3	B. Tate at NE 10/2, at CIN 11/20
Punt Return Yards .....	39	B. Tate vs ARZ 9/25
Punt Return Average (min. 3 ret.) .....	11.0	B. Tate at CIN 11/20
Long Punt Return .....	43	B. Tate vs JAX 11/27
Kickoff Return Attempts .....	5	B. Tate vs NYJ 9/15
Kickoff Return Yards .....	125	B. Tate vs NYJ 9/15
Kickoff Return Average (min 3. Ret.) .....	25.0	B. Tate vs NYJ 9/15
Long Kickoff Return .....	45	B. Tate vs NYJ 9/15
PATs Made .....	6	D. Carpenter vs SF 10/16
PATs Attempted .....	6	D. Carpenter vs SF 10/16
Field Goals Made .....	3	D. Carpenter at NE 10/2
Field Goals Attempted .....	4	D. Carpenter at NE 10/2
Longest Field Goal .....	54	D. Carpenter at CIN 11/20

## DEFENSE

Most Total Tackles .....	17	Z. Brown at NE 10/2
Most Solo Tackles .....	13	Z. Brown at NE 10/2
Most Sacks .....	3.0	L. Alexander at LA 10/9
Most Interceptions .....	2	S. Gilmore vs ARZ 9/25, N. Robey-Coleman at LA 10/9, S. Gilmore at CIN 11/20



# 2016 OPPONENT SUPERLATIVES

## RUSHING

Yards .....	214	J. Ajayi at MIA 10/23
Average (min. 10 carries) .....	7.6	J. Ajayi at MIA 10/23
Long .....	53	J. Ajayi at MIA 10/23
Touchdowns .....	3	M. Forte vs NYJ 9/15

## PASSING

Attempts .....	50	C. Palmer vs ARZ 9/25
Completions .....	26	C. Palmer vs ARZ 9/25
Percentage (min. 20 attempts) .....	76.9%	R. Wilson at SEA 11/7
Yards .....	374	R. Fitzpatrick vs NYJ 9/15
Long .....	66	J. Flacco at BAL 9/11, R. Tannehill at MIA 10/23
Touchdowns .....	4	T. Brady vs NE 10/30

## RECEIVING

Receptions .....	8	J. Graham at SEA 11/7
Yards .....	126	E. Decker vs NYJ 9/15
Average (min. 3 rec.) .....	30.3	M. Wallace at BAL 9/11
Long .....	66	M. Wallace at BAL 9/11
Touchdowns .....	2	J. Graham at SEA 11/7

## SPECIAL TEAMS

Punts .....	6	R. Allen at NE 10/2, K. Huber at CIN 11/20
In 20 .....	2	R. Allen at NE 10/2, B. Nortman vs JAX 11/27
Longest Punt .....	62	J. Ryan at SEA 11/7
Punt Return Attempts .....	3	D. Amendola at NE 10/2, J. Grant at MIA 10/23
Punt Return Yards .....	20	T. Lockett at SEA 11/7
Punt Return Average (min. 3 ret.) .....	3.7	J. Grant at MIA 10/23
Long Punt Return .....	22	T. Lockett at SEA 11/7
Kickoff Return Attempts .....	3	Three times, most recently: J. Grant at MIA 10/23
Kickoff Return Yards .....	62	M. Thomas at LA 10/9
Kickoff Return Average (min 3. Ret.) .....	20.7	M. Thomas at LA 10/9
Long Kickoff Return .....	73	D. Amendola vs NE 10/30
PATs Made .....	5	S. Gostkowski vs NE 10/30
PATs Attempted .....	5	S. Gostkowski vs NE 10/30
Field Goals Made .....	4	G. Zuerlein at LA 10/9
Field Goals Attempted .....	4	G. Zuerlein at LA 10/9
Longest Field Goal .....	60	C. Catanzaro vs ARZ 9/25

## DEFENSE

Most Total Tackles .....	17	L. Ryan at NE 10/2
Most Solo Tackles .....	14	L. Ryan at NE 10/2
Most Sacks .....	2	Four times, most recently; M. Jackson vs JAX 11/27
Most Interceptions .....	1	Five times, most recently; N. Allen at OAK 12/4

**Buffalo Bills 2016 Defensive and Special Teams Statistics (Per Gamebook Stats)**

<b>DEFENSIVE TACKLES</b>				
PLAYER	Solo	Assist	TFL	TOTAL
Z. Brown	75	41	10	116
P. Brown	53	39	3	92
C. Graham	41	18	2	59
K. Williams	37	18	8	55
R. Darby	41	5	1	46
L. Alexander	33	11	8	44
S. Gilmore	35	5	0	40
J. Hughes	24	11	6	35
L. Douzable	14	15	3	29
R. Blanton	18	8	0	26
A. Williams	13	7	1	20
N. Robey-Coleman	17	3	1	20
M. Dareus	13	7	5	20
C. White	14	5	0	19
A. Washington	9	8	3	17
C. Bryant	5	6	0	11
L. McCray	4	6	0	10
J. Worthy	4	6	1	10
K. Seymour	9	1	0	10
J. Ihedigbo	6	4	0	10
S. Lawson	5	4	3	9
B. Spikes	4	4	0	8
J. Meeks	2	3	0	5
D. Williams	4	0	0	4
R. Humber	2	0	0	2
D. Coleman	1	0	0	1
<b>TOTAL</b>	<b>483</b>	<b>235</b>	<b>55</b>	<b>718</b>

<b>DEFENSIVE TOUCHDOWNS</b>	
N. Robey-Coleman	2
A. Williams	1
<b>TOTAL</b>	<b>3</b>

<b>SAFETY</b>	
<b>TOTAL</b>	<b>0</b>

<b>INTERCEPTIONS</b>	
S. Gilmore	2
N. Robey-Coleman	2
C. Graham	1
C. White	1
<b>TOTAL</b>	<b>6</b>

<b>DEFENSIVE FUMBLE RECOVERIES</b>	
P. Brown	2
N. Robey-Coleman	1
A. Williams	1
C. Graham	1
<b>TOTAL</b>	<b>5</b>

<b>DEFENSIVE FORCED FUMBLES</b>	
L. Alexander	3
Z. Brown	2
P. Brown	1
L. McCray	1
J. Hughes	1
<b>TOTAL</b>	<b>8</b>

<b>SPECIAL TEAMS TACKLES</b>			
PLAYER	Solo	Assist	TOTAL
J. Meeks	9	0	9
R. Blanton	9	0	9
R. Humber	7	2	9
K. Seymour	6	0	6
L. Alexander	3	3	6
L. McCray	4	2	6
N. Robey-Coleman	4	0	4
M. Gillislee	4	0	4
S. Brown	2	2	4
C. Graham	3	0	3
P. Brown	2	0	2
C. Anderson	2	0	2
C. White	1	1	2
W. Powell	1	1	2
G. Sanborn	0	2	2
C. Schmidt	1	0	1
J. Williams	0	1	1
<b>TOTAL</b>	<b>58</b>	<b>14</b>	<b>72</b>

<b>PASSES DEFENSED</b>	
R. Darby	10
S. Gilmore	10
C. Graham	8
N. Robey-Coleman	6
A. Williams	5
J. Hughes	3
L. Alexander	3
C. White	2
K. Seymour	2
D. Williams	1
A. Washington	1
J. Meeks	1
P. Brown	1
M. Dareus	1
J. Ihedigbo	1
S. Lawson	1
<b>TOTAL</b>	<b>56</b>

<b>QUARTERBACK SACKS</b>	
L. Alexander	10.0
J. Hughes	5.0
K. Williams	3.5
M. Dareus	3.5
Z. Brown	3.0
A. Washington	2.5
S. Lawson	2.0
L. Douzable	1.5
C. Graham	1.0
P. Brown	1.0
<b>TOTAL</b>	<b>33.0</b>

<b>SPECIAL TEAMS FORCED FUMBLES</b>	
N. Robey-Coleman	1
J. Meeks	1
W. Powell	1
<b>TOTAL</b>	<b>3</b>



# 2016 SCORING DRIVES

## 9/11 at BAL

Drive	Time/Quarter	Result
12-75, 7:09	3:02/2	L. McCoy 1 yd. run (D.Carpenter kick)

## 9/15 vs NYJ

Drive	Time/Quarter	Result
3-82, 1:25	5:16/1	M.Goodwin 84 yd. pass from T.Taylor (D.Carpenter kick)
13-54, 3:48	0:05/2	D.Carpenter 39 yd. Field Goal
3-75, 0:51	14:09/3	G.Salas 71 yd. pass from T.Taylor (D.Carpenter kick)
10-75, 2:45	1:17/4	M.Gillislee 18 yd. pass from T.Taylor (D.Carpenter kick)

## 9/25 vs ARZ

Drive	Time/Quarter	Result
7-77, 3:51	3:29/1	D.Carpenter 19 yd. Field Goal
5-53, 1:30	0:55/1	L.McCoy 24 yd. run (D.Carpenter kick)
6-52, 2:51	10:25/2	L.McCoy 5 yd. run (D.Carpenter kick)
6-47, 2:49	10:31/3	T.Taylor 20 yd. run (kick failed, wr)
4-3, 1:42	4:48/4	D.Carpenter 45 yd. Field Goal

## 10/2 at NE

Drive	Time/Quarter	Result
12-65, 7:11	5:31/1	L.McCoy 7 yd. pass from T.Taylor (D.Carpenter kick)
10-52, 3:58	14:49/2	D.Carpenter 34 yd. Field Goal
12-71, 4:40	7:46/2	D.Carpenter 43 yd. Field Goal
11-44, 4:27	0:28/3	D.Carpenter 44 yd. Field Goal

## 10/9 at LA

Drive	Time/Quarter	Result
12-76, 7:09	2:22/1	J.Hunter 4 yd. pass from T.Taylor (D.Carpenter kick)
2-63, 1:01	13:59/2	M.Gillislee 5 yd. run (kick blocked)
10-70, 1:56	0:00/2	D.Carpenter 23 yd. Field Goal
3-25, 1:04	2:37/4	M.Goodwin 6 yd. pass from T.Taylor (D.Carpenter kick)

## 10/16 vs SF

Drive	Time/Quarter	Result
11-75, 5:29	0:14/1	L.McCoy 4 yd. run (D.Carpenter kick)
7-75, 3:38	10:18/2	L.McCoy 12 yd. run (D.Carpenter kick)
14-53, 5:33	0:21/2	D.Carpenter 40 yd. Field Goal
4-60, 1:55	2:34/3	J.Hunter 30 yd. pass from T.Taylor (D.Carpenter kick)
8-75, 3:55	10:53/4	L.McCoy 18 yd. run (D.Carpenter kick)
1-27, 0:11	10:32/4	R.Woods 5 yd. pass from T.Taylor (D.Carpenter kick)
7-73, 3:25	5:40/4	M.Gillislee 44 yd. run (D.Carpenter kick)

## 10/23 at MIA

Drive	Time/Quarter	Result
6-20, 1:59	0:49/1	D.Carpenter 29 yd. Field Goal
7-40, 2:50	11:47/2	T.Taylor 10 yd. run (D.Carpenter kick)
1-67, 0:09	5:51/3	M.Goodwin 67 yd. pass from T.Taylor (D.Carpenter kick)
13-75, 2:10	0:14/4	R.Bush 1 yd. run (T.Taylor-R.Bush pass)

## 10/30 vs NE

Drive	Time/Quarter	Result
10-70, 3:55	11:05/1	D.Carpenter 23 yd. Field Goal

5-59, 2:14  
13-75, 6:03  
6-66, 1:56

6:26/2  
7:57/3  
0:30/4

M.Gillislee 3 yd. run (D.Carpenter kick)  
T.Taylor 26 yd. run (D.Carpenter kick)  
J.Williams 1 yd. run (E.Manuel-N.O'Leary pass)

#### 11/7 at SEA

**Drive**  
1-3, 0:04  
17-75, 10:00  
12-62, 5:22  
13-82, 6:49

**Time/Quarter**  
13:32/1  
2:21/1  
9:32/2  
14:26/4

**Result**  
T.Taylor 3 yd. run (D.Carpenter kick)  
J.Hunter 5 yd. pass from T.Taylor (D.Carpenter kick)  
D.Carpenter 31 yd. Field Goal  
M.Gillislee 1 yd. run (T.Taylor run)

#### 11/20 at CIN

**Drive**  
8-75, 4:23  
4-5, 2:05  
8-32, 4:35  
15-88, 8:12

**Time/Quarter**  
8:52/1  
2:34/2  
10:25/3  
12:05/4

**Result**  
L.McCoy 7 yd. run (D.Carpenter kick)  
D.Carpenter 26 yd. Field Goal  
D.Carpenter 54 yd. Field Goal  
D.Carpenter 20 yd. Field Goal

#### 11/27 vs JAX

**Drive**  
5-22, 1:04  
1-75, 0:13  
4-75, 1:34  
8-76, 4:06

**Time/Quarter**  
0:20/2  
14:47/3  
3:00/3  
10:46/4

**Result**  
L.McCoy 7 yd. run (kick failed, wl)  
L.McCoy 75 yd. run (D.Carpenter kick)  
T.Taylor 7 yd. run (D.Carpenter kick)  
J.Hunter 16 yd. pass from T.Taylor (L.McCoy run)

#### 12/4 at OAK

**Drive**  
10-72, 4:10  
11-80, 6:07  
2-66, 0:57  
10-54, 4:10

**Time/Quarter**  
8:02/1  
13:28/2  
14:03/3  
9:01/3

**Result**  
D.Carpenter 27 yd. Field Goal  
M.Gillislee 1 yd. run (D.Carpenter kick)  
T.Taylor 12 yd. run (D.Carpenter kick)  
M.Gillislee 2 yd. run (D.Carpenter kick)

## 2016 GAME-BY-GAME TEAM OFFENSE

Date	Game	1ST DOWNS				3rd DOWNS			TOTAL OFFENSE			RUSHING				PASSING								----TDs----				PAT			PAT			PAT			PUNTING						
		TOT	R	P	Pn	Att	Cnv	PCT	Yds	Ply	Avg	Yds	Ply	Avg	Net	Sk	Lst	Grs	Att	Com	In	PTS	R	P	S/D	KICK	RUSH	PASS	FG	Saf	No -	Yds	Avg										
S 11	@ BAL	11	5	5	1	13	3	23.1%	160	48	3.3	65	24	2.7	95	2	16	111	22	15	0	7	1	0	0	1	1	0	0	0	0	0	0	0	0	0	0	0	7	-	313	44.7	
S 15	v NYJ	16	6	9	1	10	3	30.0%	393	50	7.9	86	19	4.5	307	0	0	307	31	19	1	31	0	3	1	4	4	0	0	0	0	0	0	1	1	0	3	-	118	39.3			
S 25	v ARI	16	11	5	0	13	4	30.8%	296	61	4.9	208	32	6.5	88	4	31	119	25	14	1	33	3	0	1	3	4	0	0	0	0	0	2	2	0	5	-	178	35.6				
O 2	@ NE	24	7	15	2	15	7	46.7%	378	73	5.2	134	32	4.2	244	2	2	246	39	27	0	16	0	0	1	1	1	0	0	0	0	0	3	4	0	4	-	163	40.8				
O 9	@ LA	15	8	6	1	12	4	33.3%	305	52	5.9	193	27	7.1	112	2	12	124	23	12	0	30	1	2	1	3	4	0	0	0	0	0	1	1	0	6	-	276	46.0				
O 16	v SF	29	16	10	3	13	8	61.5%	492	74	6.6	313	44	7.1	179	3	0	179	27	16	0	45	4	2	0	6	6	0	0	0	0	1	1	0	3	-	152	50.7					
O 23	@ MIA	16	4	9	3	13	3	23.1%	267	54	4.9	67	22	3.0	200	4	21	221	28	14	0	25	2	1	0	2	2	0	0	1	1	1	1	0	7	-	316	45.1					
O 30	v NE	25	8	11	6	13	4	30.8%	376	68	5.5	167	26	6.4	209	2	9	218	40	20	0	25	3	0	0	2	2	0	0	1	1	1	2	0	3	-	131	43.7					
N 7	@ SEA	30	11	16	3	17	12	70.6%	425	82	5.2	162	38	4.3	263	5	26	289	39	27	1	25	2	1	0	2	2	1	1	0	0	1	2	0	3	-	98	32.7					
N 20	@ CIN	20	12	7	1	12	3	25.0%	342	63	5.4	183	34	5.4	159	2	7	166	27	19	1	16	1	0	0	1	1	0	0	0	3	3	0	5	-	192	38.4						
N 27	v JAX	15	6	7	2	12	5	41.7%	304	52	5.8	153	29	5.3	151	5	15	166	18	12	0	28	3	1	0	2	3	1	1	0	0	0	0	0	6	-	264	44.0					
D 4	@ OAK	24	11	12	1	15	9	60.0%	382	69	5.5	212	30	7.1	170	4	21	191	35	18	1	24	3	0	0	3	3	0	0	0	0	1	1	0	5	-	199	39.8					
D 11	v PIT																																										
D 18	v CLE																																										
D 24	v MIA																																										
J 1	@ NYJ																																										
<b>2016 TOTALS</b>		<b>241</b>	<b>105</b>	<b>112</b>	<b>24</b>	<b>158</b>	<b>65</b>	<b>41.1%</b>	<b>4120</b>	<b>746</b>	<b>5.5</b>	<b>1943</b>	<b>357</b>	<b>5.4</b>	<b>2177</b>	<b>35</b>	<b>160</b>	<b>2337</b>	<b>354</b>	<b>213</b>	<b>5</b>	<b>305</b>	<b>23</b>	<b>10</b>	<b>4</b>	<b>30</b>	<b>33</b>	<b>2</b>	<b>-</b>	<b>2</b>	<b>-</b>	<b>2</b>	<b>-</b>	<b>2</b>	<b>-</b>	<b>15</b>	<b>-</b>	<b>19</b>	<b>0</b>	<b>57</b>	<b>-</b>	<b>2400</b>	<b>42.1</b>
AVG. PER GAME		20.1	8.8	9.3	2.0				343.3	62.2		161.9	29.8		181.4	2.9	13.3	194.8	29.5	17.8	0.4	25.4																				4.8	200.0

Date	Game	PUNT RET.		KO RET.		FUM		PEN		Poss. Time
		No	Yds	No	Yds	No	Lst	No	Yds	
S 11	@ BAL	1	21	1	13	0	0	8	89	27:07
S 15	v NYJ	1	8	5	125	1	0	6	59	20:48
S 25	v ARI	2	39	3	38	3	0	9	75	26:00
O 2	@ NE	3	18	0	0	0	0	6	60	36:11
O 9	@ LA	2	-2	4	90	1	0	7	60	24:26
O 16	v SF	2	16	0	0	3	2	7	71	35:11
O 23	@ MIA	1	30	3	63	0	0	6	45	22:58
O 30	v NE	1	2	3	68	2	0	12	84	30:09
N 7	@ SEA	2	13	1	13	0	0	11	115	40:17
N 20	@ CIN	3	33	2	66	1	0	9	75	32:11
N 27	v JAX	2	43	1	25	0	0	6	31	26:25
D 4	@ OAK	0	0	4	83	1	1	8	73	30:15
D 11	v PIT									
D 18	v CLE									
D 24	v MIA									
J 1	@ NYJ									
<b>2016 TOTALS</b>		<b>20</b>	<b>221</b>	<b>27</b>	<b>584</b>	<b>12</b>	<b>3</b>	<b>95</b>	<b>837</b>	
AVG. PER GAME			18.4		48.7			7.9	69.8	29:20





# 2016 GAME-BY-GAME RUSHING

Shaded rows indicates games started

		25 LeSEAN McCOY					5 TYROD TAYLOR					35 MIKE GILLISLEE					31 JONATHAN WILLIAMS					
Date	Game	Att	Yds	Avg	LG	TD	Att	Yds	Avg	LG	TD	Att	Yds	Avg	LG	TD	Att	Yds	Avg	LG	TD	
S 11	@ BAL	16	58	3.6	16	1	5	11	2.2	6	0											
S 15	v NYJ	15	59	3.9	24	0	2	25	12.5	15	0											
S 25	v ARI	17	110	6.5	24	2	9	76	8.4	49	1	3	20	6.7	8	0	3	2	0.7	1	0	
O 2	@ NE	19	70	3.7	9	0	5	28	5.6	14	0	6	30	5.0	16	0						
O 9	@ LA	18	150	8.3	53	0	5	28	5.6	22	0	2	6	3.0	5	1						
O 16	v SF	19	140	7.4	38	3	8	68	8.5	21	0	6	61	10.2	44	1						
O 23	@ MIA	8	11	1.4	4	0	7	35	5.0	10	1	5	20	4.0	20	0						
O 30	v NE	--- INACTIVE ---					5	48	9.6	26	1	12	85	7.083	28	1	5	12	2.4	8	1	
N 7	@ SEA	21	85	4.0	15	0	8	43	5.4	16	1	8	32	4.0	9	1						
N 20	@ CIN	5	33	6.6	21	1	9	39	4.3	13	0	14	72	5.1	14	0						
N 27	v JAX	19	103	5.4	75	2	7	38	5.4	11	1	--- INACTIVE ---					4	26	6.5	9	0	
D 4	@ OAK	17	130	7.6	54	0	3	30	10.0	12	1	8	49	6.1	29	2	3	12	4.0	6	0	
D 11	v PIT																					
D 18	v CLE																					
D 24	v MIA																					
J 1	@ NYJ																					
2016 TOTALS		174	949	5.5	75	9	73	469	6.4	49	6	64	375	5.9	44	6	20	73	3.7	9	1	
NFL CAREER		1838	8636	4.7	75	56	204	1173	5.8	49	11	117	663	5.7	60	9	20	73	3.7	9	1	
w/BUFFALO		377	1844	4.9	75	12	177	1037	5.9	49	10	111	642	5.8	60	9	20	73	3.7	9	1	

		15 BRANDON TATE					6 COLTON SCHMIDT					3 EJ MANUEL					42 JEROME FELTON						
Date	Game	Att	Yds	Avg	LG	TD	Att	Yds	Avg	LG	TD	Att	Yds	Avg	LG	TD	Att	Yds	Avg	LG	TD		
S 11	@ BAL																						
S 15	v NYJ																						
S 25	v ARI																						
O 2	@ NE	1	4	4.0	4	0																	
O 9	@ LA																						
O 16	v SF																						
O 23	@ MIA																						
O 30	v NE	1	14	14	14	0	1	16	16.0	16	0	3	11	3.7	8	0							
N 7	@ SEA	--- INACTIVE ---																					
N 20	@ CIN																						
N 27	v JAX																						
D 4	@ OAK																						
D 11	v PIT																						
D 18	v CLE																						
D 24	v MIA																						
J 1	@ NYJ																						
2016 TOTALS		2	18	9.0	14	0	1	16	16.0	16	0	5	13	2.6	8	0	6	12	2.0	6	1		
NFL CAREER		12	112	9.3	22	0	2	16	8.0	16	0	91	315	3.5	19	4	53	177	3.3	21	1		
w/BUFFALO		2	18	9.0	14	0	2	16	8.0	16	0	91	315	3.5	19	4	7	14	2.0	6	1		

		11 PERCY HARVIN					10 ROBERT WOODS					22 REGGIE BUSH					
Date	Game	Att	Yds	Avg	LG	TD	Att	Yds	Avg	LG	TD	Att	Yds	Avg	LG	TD	
S 11	@ BAL	--- NOT WITH TEAM ---											3	-4	-1.3	5	0
S 15	v NYJ	--- NOT WITH TEAM ---															
S 25	v ARI	--- NOT WITH TEAM ---															
O 2	@ NE	--- NOT WITH TEAM ---															
O 9	@ LA	--- NOT WITH TEAM ---											1	3	3.0	3	0
O 16	v SF	--- NOT WITH TEAM ---											2	6	3.0	5	0
O 23	@ MIA	--- NOT WITH TEAM ---											1	1	1.0	1	1
O 30	v NE	--- NOT WITH TEAM ---											2	-8	-4.0	2	0
N 7	@ SEA																
N 20	@ CIN	1	11	11.0	11	0											
N 27	v JAX	--- INACTIVE ---															
D 4	@ OAK	--- INACTIVE ---											1	3	3.0	3	0
D 11	v PIT																
D 18	v CLE																
D 24	v MIA																
J 1	@ NYJ																
2016 TOTALS		1	11	11.0	11	0	1	6	6.0	6	0	10	1	0.1	5	1	
NFL CAREER		146	927	6.3	51	5	4	22	5.5	13	0	1284	5494	4.3	76	36	
w/BUFFALO		6	42	7.0	11	0	7	22	3.1	13	0	10	1	0.1	5	1	





# 2015 GAME-BY-GAME PASSING (cont.)

Date	Game
S 11	@ BAL
S 15	v NYJ
S 25	v ARI
O 2	@ NE
O 9	@ LA
O 16	v SF
O 23	@ MIA
O 30	v NE
N 7	@ SEA
N 20	@ CIN
N 27	v JAX
D 4	@ OAK
D 11	v PIT
D 18	v CLE
D 24	v MIA
J 1	@ NYJ
2016 TOTALS	

Passer	OPPONENTS										
	Att	Comp	Pct.	Yds	LG	TD	INT	Sck /	Yds	Rate	
Flacco	33	22	66.7	258	66 t	1	0	4 -	33	100.3	
Fitzpatrick	34	24	70.6	374	37	1	0	1 -	4	116.5	
Palmer	50	26	52.0	287	25	0	4	5 -	27	36.0	
Brissett	27	17	63.0	205	58	0	0	3 -	18	86.2	
Keenum	31	21	67.7	271	31	0	2	4 -	28	68.1	
Kaepernick	29	13	44.8	187	53 t	1	0	3 -	20	77.8	
Tannehill	25	15	60.0	204	66 t	1	0	1 -	6	99.4	
Brady	33	22	66.7	315	53 t	4	0	4 -	22	137.0	
Garoppolo	0	0	---	0	0	0	0	1 -	8	---	
Wilson	26	20	76.9	282	50	2	0	4 -	37	137.0	
Dalton	43	24	55.8	207	21	1	2	1 -	0	57.0	
Bortles	26	13	50.0	126	24	2	0	2 -	8	89.6	
Carr	35	19	54.3	260	37 t	2	0	0 -	0	97.3	
2016 TOTALS											
	392	236	60.2	2976	66 t	15	8	33 -	211	88.1	

# 2016 GAME-BY-GAME RECEIVING

Shaded rows indicates games started

Date	Game	10 ROBERT WOODS	85 CHARLES CLAY	25 LeSEAN McCOY	88 MARQUISE GOODWIN
		Rec Yds Avg LG TD	Rec Yds Avg LG TD	Rec Yds Avg LG TD	Rec Yds Avg LG TD
S 11	@ BAL	4 20 5.0 9 0	2 40 20.0 33 0	4 12 3.0 5 0	--- INACTIVE ---
S 15	v NYJ	1 10 10.0 10 0	5 27 5.4 11 0	4 31 7.8 10 0	2 112 56.0 84 t 1
S 25	v ARI	6 51 8.5 24 0	---	3 6 2.0 3 0	1 6 6.0 6 0
O 2	@ NE	7 89 12.7 23 0	5 47 9.4 15 0	6 38 6.3 13 1	1 12 12.0 12 0
O 9	@ LA	2 26 13.0 17 0	5 73 14.6 29 0	2 8 4.0 5 0	2 13 6.5 7 1
O 16	v SF	5 44 8.8 18 1	5 52 10.4 20 0	1 2 2.0 2 0	2 22 11.0 16 0
O 23	@ MIA	---	2 29 14.5 18 0	---	4 93 23.3 67 t 1
O 30	v NE	4 50 12.5 20 0	2 6 3.0 4 0	---	---
N 7	@ SEA	10 162 16.2 29 0	3 9 3.0 6 0	4 35 8.8 15 0	4 43 10.8 15 0
N 20	@ CIN	3 41 13.7 24 0	5 23 4.6 6 0	2 12 6.0 8 0	2 15 7.5 10 0
N 27	v JAX	---	2 17 8.5 10 0	2 31 15.5 25 0	2 13 6.5 8 0
D 4	@ OAK	---	---	7 61 8.7 16 0	4 35 8.8 12 0
D 11	v PIT				
D 18	v CLE				
D 24	v MIA				
J 1	@ NYJ				
2016 TOTALS		42 493 11.7 29 1	36 323 9.0 33 0	35 236 6.7 25 1	24 364 15.2 84 t 3
NFL CAREER		194 2331 12.0 57 12	248 2660 10.7 67 17	367 2810 7.7 70 13	44 713 16.2 84 t 6
w/BUFFALO		194 2331 12.0 57 12	87 851 9.8 40 t 3	67 528 7.9 25 3	44 713 16.2 84 t 6

Date	Game	19 WALTER POWELL	14 SAMMY WATKINS	15 BRANDON TATE	17 JUSTIN HUNTER
		Att Yds Avg LG TD	Rec Yds Avg LG TD	Rec Yds Avg LG TD	Rec Yds Avg LG TD
S 11	@ BAL	---	4 43 10.8 19 0	---	---
S 15	v NYJ	---	2 20 10.0 11 0	---	---
S 25	v ARI	3 28 9.3 14 0	---	---	---
O 2	@ NE	4 22 5.5 11 0	---	---	---
O 9	@ LA	---	---	---	---
O 16	v SF	---	---	---	---
O 23	@ MIA	2 23 11.5 13 0	---	2 31 15.5 25 0	1 4 4.0 4 t 1
O 30	v NE	3 59 19.7 35 0	---	2 17 8.5 10 0	1 30 30.0 30 t 1
N 7	@ SEA	1 9 9.0 9 0	---	---	2 25 12.5 15 0
N 20	@ CIN	---	---	---	1 7 7.0 7 0
N 27	v JAX	1 1 1.0 1 0	---	---	1 5 5.0 5 t 1
D 4	@ OAK	---	3 80 26.7 62 0	1 8 8.0 8 0	---
D 11	v PIT		3 38 12.7 16 0	1 13 13.0 13 0	1 16 16.0 16 t 1
D 18	v CLE				1 22 22.0 22 0
D 24	v MIA				
J 1	@ NYJ				
2016 TOTALS		14 142 10.1 35 0	12 181 15.1 62 0	8 117 14.6 34 0	8 109 13.6 30 t 4
NFL CAREER		14 142 10.1 35 0	137 2210 16.1 84 15	65 1018 15.7 65 t 6	76 1225 16.1 75 t 12
w/BUFFALO		14 142 10.1 35 0	137 2210 16.1 84 15	8 117 14.6 34 0	8 109 13.6 30 t 4

Date	Game	84 NICK O'LEARY	35 MIKE GILLISLEE	22 REGGIE BUSH	11 GREG SALAS
		Rec Yds Avg LG TD	Rec Yds Avg LG TD	Rec Yds Avg LG TD	Rec Yds Avg LG TD
S 11	@ BAL	---	1 -4 -4.0 -4 0	---	---
S 15	v NYJ	---	1 18 18.0 18 t 1	---	4 89 22.3 71 t 1
S 25	v ARI	1 28 28.0 28 0	---	---	---
O 2	@ NE	2 20 10.0 17 0	1 13 13.0 13 0	---	---
O 9	@ LA	---	---	---	---
O 16	v SF	2 29 14.5 23 0	---	---	---
O 23	@ MIA	1 7 7.0 7 0	---	1 13 13.0 13 0	---
O 30	v NE	1 10 10.0 10 0	3 9 3.0 6 0	2 34 17.0 25 0	---
N 7	@ SEA	---	2 4 2.0 6 0	2 22 11.0 14 0	---
N 20	@ CIN	---	---	2 21 10.5 18 0	---
N 27	v JAX	---	---	---	---
D 4	@ OAK	1 8 8.0 8 0	---	---	---
D 11	v PIT				---
D 18	v CLE				---
D 24	v MIA				---
J 1	@ NYJ				---
2016 TOTALS		8 102 12.8 28 0	8 40 5.0 18 t 1	7 90 12.9 25 0	4 89 22.3 71 t 1
NFL CAREER		9 139 15.4 37 0	14 69 4.9 18 t 1	477 3598 7.5 77 t 18	50 704 14.1 71 t 1
w/BUFFALO		9 139 15.4 37 0	14 69 4.9 18 t 1	7 90 12.9 25 0	7 130 18.6 71 t 1

# 2016 GAME-BY-GAME RECEIVING (cont.)

Date	Game	42 JEROME FELTON					11 PERCY HARVIN					87 GERALD CHRISTIAN					31 JONATHAN WILLIAMS					
		Rec	Yds	Avg	LG	TD	Rec	Yds	Avg	LG	TD	Rec	Yds	Avg	LG	TD	Rec	Yds	Avg	LG	TD	
S 11	@ BAL	--- NOT WITH TEAM ---					--- NOT WITH TEAM ---					--- PRACTICE SQUAD ---					--- INACTIVE ---					
S 15	v NYJ	---					--- NOT WITH TEAM ---					--- PRACTICE SQUAD ---					--- INACTIVE ---					
S 25	v ARI	---					--- NOT WITH TEAM ---					--- PRACTICE SQUAD ---					---					
O 2	@ NE	1	2	2.0	2	0	--- NOT WITH TEAM ---					--- PRACTICE SQUAD ---					---					
O 9	@ LA	---					--- NOT WITH TEAM ---					---					--- INACTIVE ---					
O 16	v SF	---					--- NOT WITH TEAM ---					--- INACTIVE ---					---					
O 23	@ MIA	---					--- NOT WITH TEAM ---					--- NOT WITH TEAM ---					--- INACTIVE ---					
O 30	v NE	2	26	13.0	22	0	--- NOT WITH TEAM ---					---					---					
N 7	@ SEA	---					---					--- INACTIVE ---					---					
N 20	@ CIN	---					2	6	3.0	5	0	---					1 0 0.0 0 0					
N 27	v JAX	---					--- INACTIVE ---					--- NOT WITH TEAM ---					---					
D 4	@ OAK	---					--- INACTIVE ---					1 14 14.0 14 0					---					
D 11	v PIT																					
D 18	v CLE																					
D 24	v MIA																					
J 1	@ NYJ																					
2016 TOTALS		3	28	9.3	22	0	2	6	3.0	5	0	1	14	14.0	14	0	1	0	0.0	0	0	0
NFL CAREER		47	392	8.3	27	0	353	4026	11.4	53	t 22	1	14	14.0	14	0	1	0	0.0	0	0	0
w/BUFFALO		4	40	10.0	22	0	21	224	10.7	51	t 1	1	14	14.0	14	0	1	0	0.0	0	0	0

# 2016 GAME-BY-GAME PUNTING

		6 COLTON SCHMIDT															
Date	Game	No	Yds	Gross Avg	Net Avg.	TB	Yds	In 20	LG	Blk	Punt Sequence						
											Outcome/Return						
S 11	@ BAL	7	313	44.7	41.7	1	1	3	50	0	50	39	49	46	49	37	43
											8	ob	ob	fc	tb	ob	-7
S 15	v NYJ	3	118	39.3	39.3	0	0	1	45	0	33	40	45				
											d	ob	fc				
S 25	v ARI	5	178	35.6	33.2	0	12	1	45	0	45	39	26	43	25		
											12	fc	ob	d	fc		
O 2	@ NE	4	163	40.8	39.8	0	4	0	48	0	43	48	35	37			
											5	-1	0	0			
O 9	@ LA	6	276	46.0	45.7	0	2	4	58	0	45	52	58	39	32	50	
											ob	5	ob	-3	d	ob	
O 16	v SF	3	152	50.7	40.0	1	12	1	54	0	54	49	49				
											12	ob	tb				
O 23	@ MIA	7	316	45.1	41.1	0	28	2	57	0	45	27	47	43	43	57	54
											0	ob	8	3	d	8	9
O 30	v NE	3	131	43.7	37.3	0	19	1	56	0	33	42	56				
											ob	9	10				
N 7	@ SEA	3	98	32.7	26.0	0	20	1	36	0	35	36	27				
											22	-2	ob				
N 20	@ CIN	5	192	38.4	33.8	0	23	3	50	0	50	39	33	46	24		
											fc	10	d	13	ob		
N 27	v JAX	6	264	44.0	40.0	0	24	0	57	0	47	52	29	36	43	57	
											0	10	fc	ob	d	14	
D 4	@ OAK	5	199	39.8	36.4	0	17	1	48	0	33	44	35	39	48		
											ob	ob	17	ob	0		
D 11	v PIT																
D 18	v CLE																
D 24	v MIA																
J 1	@ NYJ																
2015 TOTALS		57	2400	42.1	38.6	2	162	18	58	0							
NFL CAREER		225	9889	44.0	39.6	11	761	71	67	0							
w/BUFFALO		225	9889	44.0	39.6	11	761	71	67	0							



# 2016 GAME-BY-GAME KICKING

		2 DAN CARPENTER										4 J. GAY			6 C.SCHMIDT		
Date	Game	Pts.	---PAT---		---FG---		LG	FG Sequence	KO	EZ	TB	KO	EZ	TB	KO	EZ	TB
			Made	Att	Made	Att											
S 11	@ BAL	1	1	1	0	1	--	49wr				2	2	0			
S 15	v NYJ	7	4	4	1	1	39	39G	6	1	1	--- INACTIVE ---					
S 25	v ARI	9	3	4	2	2	45	19G, 45G				7	6	5	1	0	0
O 2	@ NE	10	1	1	3	4	44	34G, 43G, 47lu, 44G	5	5	3	--- RELEASED, 9/27 ---					
O 9	@ LA	6	3	4	1	1	23	23G	5	4	1						
O 16	v SF	9	6	6	1	1	40	40G	8	5	4						
O 23	@ MIA	5	2	2	1	1	29	29G	5	2	1						
O 30	v NE	5	2	2	1	2	23	23G, 49ru	5	2	1						
N 7	@ SEA	5	2	2	1	2	31	31G, 54wr	5	3	2						
N 20	@ CIN	10	1	1	3	3	54	26G, 54G, 20G	5	3	2	--- SIGNED 11/26 ---					
N 27	v JAX	2	2	3	0	0	--	---				5	3	2			
D 4	@ OAK	6	3	3	1	2	27	27G	5	5	4	--- RELEASED, 12/3 ---					
D 11	v PIT																
D 18	v CLE																
D 24	v MIA																
J 1	@ NYJ																
<b>2016 TOTALS</b>		<b>75</b>	<b>30</b>	<b>33</b>	<b>15</b>	<b>20</b>	<b>54</b>		<b>49</b>	<b>30</b>	<b>19</b>	<b>14</b>	<b>11</b>	<b>7</b>	<b>1</b>	<b>0</b>	<b>0</b>
				90.9%		75.0%											
<b>NFL CAREER</b>		<b>977</b>	<b>281</b>	<b>292</b>	<b>232</b>	<b>276</b>	<b>60</b>		<b>493</b>	<b>150</b>		<b>172</b>	<b>99</b>		<b>3</b>	<b>0</b>	<b>0</b>
				96.2%		84.1%											
<b>W/BUFFALO</b>		<b>442</b>	<b>127</b>	<b>137</b>	<b>105</b>	<b>121</b>	<b>55</b>		<b>136</b>	<b>53</b>		<b>172</b>	<b>99</b>				
				92.7%		86.8%											

		OPPONENTS															
Date	Game	Pts.	---PAT---		---FG---		LG	FG Sequence	Kicker	KO	EZ	TB	KO	EZ	TB		
			Made	Att	Made	Att											
S 11	@ BAL	7	1	1	2	2	50	50G, 37G	Tucker	4	3	3					
S 15	v NYJ	13	4	4	3	3	36	28G, 29G, 36G	Folk	8	5	3					
S 25	v ARI	4	1	2	1	1	60	60G	Catanzaro	4	2	1					
O 2	@ NE	0	0	0	0	0	--	48wr	Gostkowski	1	1	1					
O 9	@ LA	13	1	1	4	4	54	37G, 32G, 54G, 22G	Zuerlein	6	5	2					
O 16	v SF	10	1	1	3	3	48	33G, 48G, 47G	Dawson								
O 23	@ MIA	8	2	2	2	2	36	36G, 33G	Pinion	5	5	5					
O 30	v NE	11	5	5	2	2	51	51G, 32G	Franks	6	4	3					
N 7	@ SEA	7	4	4	1	1	49	49G	Gostkowski	7	5	4					
N 20	@ CIN	0	0	2	0	0	--	---	Hauschka	6	6	5					
N 27	v JAX	4	4	4	0	0	--	---	Nugent	3	3	1					
D 4	@ OAK	12	3	3	3	3	47	47G, 41G, 47G	Myers	4	4	3					
D 11	v PIT								Janikowski	7	5	3					
D 18	v CLE																
D 24	v MIA																
J 1	@ NYJ																
<b>2016 TOTALS</b>		<b>89</b>	<b>26</b>	<b>29</b>	<b>21</b>	<b>21</b>	<b>60</b>			<b>61</b>	<b>48</b>	<b>34</b>					
				89.7%		100.0%											

# 2016 GAME-BY-GAME PUNT RETURNS

Date	Game	15 BRANDON TATE						22 REGGIE BUSH						19 WALTER POWELL						
		No	Yds	Avg	LG	FC	TD	No	Yds	Avg	LG	FC	TD	No	Yds	Avg	LG	FC	TD	
S 11	@ BAL	1	21	21.0	21	0	0													
S 15	v NYJ	1	8	8.0	8	1	0													
S 25	v ARI	2	39	19.5	31	0	0													
O 2	@ NE	3	18	6.0	18	2	0													
O 9	@ LA	2	-2	-1.0	0	0	0													
O 16	v SF	2	16	8.0	13	1	0													
O 23	@ MIA	1	30	30.0	30	2	0													
O 30	v NE	1	2	2.0	2	1	0													1
N 7	@ SEA	--- INACTIVE ---						2	13	6.5	13	1	0							
N 20	@ CIN	3	33	11.0	20	2	0													
N 27	v JAX	2	43	21.5	43	1	0													
D 4	@ OAK						1													
D 11	v PIT																			
D 18	v CLE																			
D 24	v MIA																			
J 1	@ NYJ																			
2016 TOTALS		18	208	11.6	43	11	0	2	13	6.5	13	2	0	0	0	---	0	1	0	
NFL CAREER		172	1623	9.4	56	80	1	102	794	7.8	71	19	4	13	64	4.9	16	4	0	
w/BUFFALO		18	208	11.6	43	11	0	2	13	6.5	13	2	0	1	16	16.0	16	2	0	



# 2016 GAME-BY-GAME DEFENSIVE STATS (DEFENSIVE BACKS)

Shaded rows indicates games started

		20 COREY GRAHAM										21 NICKELL ROBEY-COLEMAN										23 AARON WILLIAMS												
Date	Game	TT	UT	AT	Sacks	Yds	Int	Yds	TD	FF	FR	TT	UT	AT	Sacks	Yds	Int	Yds	TD	FF	FR	TT	UT	AT	Sacks	Yds	Int	Yds	TD	FF	FR			
S 11	@ BAL	1	1	0								0	0	0									3	3	0									
S 15	v NYJ	4	3	1								5	5	0									6	3	3									
S 25	v ARI	4	4	0	1.0	9.0	1	0	0			1	1	0									0	0	0							1		
O 2	@ NE	2	1	1								2	2	0									2	2	0									
O 9	@ LA	3	3	0								1	0	1			2	44	1				2	1	1									
O 16	v SF	8	5	3								1	1	0									3	2	1									
O 23	@ MIA	7	6	1								1	1	0									4	2	2									
O 30	v NE	1	1	0								2	1	1																				
N 7	@ SEA	6	3	3								1	1	0																				
N 20	@ CIN	6	4	2								3	2	1																				
N 27	v JAX	6	4	2								1	1	0																				
D 4	@ OAK	11	6	5								2	2	0																				
D 11	v PIT																																	
D 18	v CLE																																	
D 24	v MIA																																	
J 1	@ NYJ																																	
2016 TOTALS		59	41	18	1.0	9.0	1	0	0	0	1	20	17	3	0.0	0.0	3	63	2	1	3	20	13	7	0.0	0.0	0	0	0	0	0	1		
		(LG: 0)										(LG: 41t)										(LG: 34)												
NFL CAREER		485	368	117	3.0	10.0	15	200	1	2	4	147	121	26	5.0	25.0	3	63	2	1	3	255	184	71	0.0	0.0	7	95	0	2	1			
		(LG: 45)										(LG: 41t)										(LG: 34)												
w/BUFFALO		258	191	67	2.0	10.0	5	135	1	0	3	147	121	26	5.0	25.0	3	63	2	1	3	255	184	71	0.0	0.0	7	95	0	2	1			
		(LG: 45)										(LG: 41t)										(LG: 34)												

		24 STEPHON GILMORE										26 ROBERT BLANTON										27 DUKE WILLIAMS												
Date	Game	TT	UT	AT	Sacks	Yds	Int	Yds	TD	FF	FR	TT	UT	AT	Sacks	Yds	Int	Yds	TD	FF	FR	TT	UT	AT	Sacks	Yds	Int	Yds	TD	FF	FR			
S 11	@ BAL	5	3	2								0	0	0									1	1	0									
S 15	v NYJ	6	6	0								0	0	0									2	2	0									
S 25	v ARI	3	2	1			2	48	0			3	3	0								1	1	0										
O 2	@ NE	1	1	0								1	1	0								0	0	0										
O 9	@ LA	4	4	0								4	2	2								0	0	0										
O 16	v SF	3	3	0								0	0	0								0	0	0										
O 23	@ MIA	1	1	0								4	4	0								0	0	0										
O 30	v NE	3	3	0								10	7	3								0	0	0										
N 7	@ SEA	3	2	1			2	56	0			4	1	3								0	0	0										
N 20	@ CIN	6	5	1			2	56	0			0	0	0																				
N 27	v JAX	2	2	0																														
D 4	@ OAK	3	3	0																														
D 11	v PIT																																	
D 18	v CLE																																	
D 24	v MIA																																	
J 1	@ NYJ																																	
2016 TOTALS		40	35	5	0.0	0.0	4	104	0	0	0	26	18	8	0.0	0.0	0	0	0	0	0	4	4	0	0.0	0.0	0	0	0	0	0	0		
		(LG: 49)										(LG: 1)										(LG: 34)												
NFL CAREER		218	191	27	0.0	0.0	13	221	0	4	0	214	145	69	0.0	0.0	1	1	0	0	1	126	94	32	1.0	2.0	2	68	0	2	4			
		(LG: 49)										(LG: 1)										(LG: 34)												
w/BUFFALO		218	191	27	0.0	0.0	13	221	0	4	0	26	18	8	0.0	0.0	0	0	0	0	0	126	94	32	1.0	2.0	2	68	0	2	4			
		(LG: 49)										(LG: 1)										(LG: 34)												

		27 JAMES IHEDIGBO										28 RONALD DARBY										29 KEVON SEYMOUR											
Date	Game	TT	UT	AT	Sacks	Yds	Int	Yds	TD	FF	FR	TT	UT	AT	Sacks	Yds	Int	Yds	TD	FF	FR	TT	UT	AT	Sacks	Yds	Int	Yds	TD	FF	FR		
S 11	@ BAL																																
S 15	v NYJ																																
S 25	v ARI																																
O 2	@ NE																																
O 9	@ LA																																
O 16	v SF																																
O 23	@ MIA																																
O 30	v NE																																
N 7	@ SEA																																
N 20	@ CIN	1	1	0								2	1	1								1	1	0									
N 27	v JAX	3	2	1								4	2	2								2	2	0									
D 4	@ OAK	6	3	3								4	4	0								0	0	0									
D 11	v PIT																																
D 18	v CLE																																
D 24	v MIA																																
J 1	@ NYJ																																
2016 TOTALS		10	6	4	0.0	0.0	0	0	0	0	0	46	41	5	0.0																		









# 2016 BIG PLAYS

## BILLS BIG PLAYS

◀ or ◀◀ Indicates plays on same drive

Date	Game	BILLS 10+ YARD RUSHES			BILLS 20+ YARD PASSES				
		Gain, Player	Qtr.	Drive Result	Gain, Player	Qtr.	Drive Result		
S 11	@ BAL	16, McCoy	2	◀	TD-R	33, Taylor-Clay	2	◀	TD-R
		13, McCoy	2	◀	TD-R				
S 15	v NYJ	15, Taylor	2	◀	Punt	84t, Taylor-Goodwin	1		TD-P
		10, McCoy	2	◀	Punt	71t, Taylor-Salas	3		TD-P
		24, McCoy	4		Downs	28, Taylor-Woods (10)/Goodwin (18)	4		Game
		10, Taylor	4		TD-R				
S 25	v ARI	49, Taylor	1	◀	FG	24, Taylor-Woods	1	◀◀	TD-R
		17, McCoy	1	◀	FG	28, Taylor-O'Leary	4		Punt
		24t, McCoy	1	◀◀	TD-R				
		18, McCoy	2	◀	TD-R				
		10, Taylor	2	◀	TD-R				
		20t, Taylor	3		TD-R				
O 2	@ NE	16, Gillislee	1		TD-R	22, Taylor-Woods	2		Punt
		14, Taylor	1		FG	23, Taylor-Woods	3		FGA
		11, Gillislee	2		FG				
O 9	@ LA	15, McCoy	1	◀	TD-P	29, Taylor-Clay	1	◀	TD-P
		22, Taylor	1	◀	TD-P				
		53, McCoy	2		TD-R				
		17, McCoy	2		FG				
		13, McCoy	3		Punt				
		24, McCoy	4		TD-P				
O 16	v SF	16, McCoy	1		Fumble	20, Taylor-Clay	1		TD-R
		38, McCoy	2	◀	TD-R	23, Taylor-O'Leary	3	◀	TD-P
		12t, McCoy	2	◀	TD-R	30t, Taylor-Hunter	3	◀	TD-P
		22, McCoy	2	◀◀	FG				
		10, Taylor	2	◀◀	FG				
		18, Taylor	2	◀◀	FG				
		12, McCoy	3	◀	TD-P				
		21, Taylor	4	◀◀	TD-R				
		18t, McCoy	4	◀◀	TD-R				
		44t, Gillislee	4		TD-R				
O 23	@ MIA	10t, Taylor	2		TD-R	67t, Taylor-Goodwin	3		TD-P
		20, Gillislee	3		Punt	25, Taylor-Tate	4		TD-R
O 30	v NE	28, Gillislee	1	◀	FG	22, Taylor-Felton	1	◀	FG
		14, Tate	1	◀	FG	25, Taylor-Bush	2		TD-R
		16, Gillislee	2		FGA	20, Taylor-Woods	3		Downs
		16, Schmidt	3	◀	TD-R	35, Manuel-Powell	4		TD-R
		26t, Taylor	3	◀	TD-R				
		17, Taylor	4		Downs				
N 7	@ SEA	11, McCoy	1		TD-P	25, Taylor-Woods	2		FG
		15, McCoy	2		Punt	29, Taylor-Woods	2		FGA
		12, McCoy	3		TD-R	25, Taylor-Woods	4		Downs
		16, Taylor	4		Punt				
N 20	@ CIN	21, McCoy	1	◀	TD-R	24, Taylor-Woods	1	◀	TD-R
		13, Gillislee	3		FG	34, Taylor-Tate	3	◀◀	FG
		10, Gillislee	3		Punt				
		14, Gillislee	3	◀◀	FG				
		11, Harvin	4	◀	Punt				
		13, Taylor	4	◀	Punt				
N 27	v JAX	75t, McCoy	3		TD-R	62, Taylor-Watkins	3		TD-R
		11, Taylor	4		Punt	25, Taylor-McCoy	4		TD-P
D 4	@ OAK	29, Gillislee	1		TD-R	22, Taylor-Hunter	1		FG
		14, McCoy	2		Punt				
		54, McCoy	3	◀	TD-R				
		12t, Taylor	3	◀	TD-R				
<b>55</b> 10+ yard rushes				<b>26</b> 20+ yard passes					

(continued on next page)



# 2016 BIG PLAYS (cont.)

## OPPONENTS BIG PLAYS

◀ or ◀◀ or ◀◀◀ Indicates plays on same drive

Date	Game	OPPONENTS 10+ YARD RUSHES			OPPONENTS 20+ YARD PASSES		
		Gain, Player	Qtr.	Drive Result	Gain, Player	Qtr.	Drive Result
S 11	@ BAL	10, West	2	◀ TD-P	35, Flacco-Perriman	1	◀ FG
		11, Wallace	4	Game	66t, Flacco-Wallace	2	◀ TD-P
S 15	v NYJ	10, Fitzpatrick	1	◀ FG	27, Flacco-Pitta	4	FG
		10, Forte	3	◀◀◀ TD-R	34, Fitzpatrick-Enunwa	1	◀ FG
		11, Forte	3	◀◀◀ TD-R	24, Fitzpatrick-Decker	1	◀ FG
		12t, Forte	4	◀◀ TD-R	37, Fitzpatrick-Marshall	2	TD-R
S 25	v ARI				21, Fitzpatrick-Enunwa	2	◀◀ TD-P
		11, D.Johnson	2	TD-R	21, Fitzpatrick-Marshall	2	◀◀ TD-P
		13, D.Johnson	3	Fumble	27, Fitzpatrick-Marshall	4	◀ FG
		22t, D.Johnson	3	TD-R	35, Fitzpatrick-Decker	4	◀ FG
O 2	@ NE				27, Fitzpatrick-Decker	4	◀◀ TD-R
		11, Blount	3	FGA	23, Palmer-Ja.,Brown	4	INT
		10, Brissett	3	Punt	25, Palmer-Floyd	4	INT
		16, Blount	4	Downs			
O 9	@ LA				58, Brissett-Bennett	2	Fumble
		12, Gurley	2	TD-R			
		16, Gurley	3	FG	24, Keenum-Gurley	1	◀ FG
O 16	v SF				28, Keenum-Britt	1	Fumble
		11, Hyde	2	◀ TD-P	31, Keenum-Austin	2	◀ FG
		11, Kaepernick	2	◀◀ FG	21, Keenum-Kendricks	3	INT
		15, Hyde	2	◀◀ FG	31, Keenum-Quick	4	◀ FG
		10, Kaepernick	3	Punt	26, Keenum-M.Brown	4	◀ FG
		29, Kaepernick	3	Downs	53t, Kaepernick-T.Smith	2	◀ TD-P
O 23	@ MIA						
		10, Ajayi	1	◀ FG	26, Tannehill-Landry	1	◀ Punt
		11, Ajayi	1	◀ FG	21, Tannehill-Landry	3	◀ TD-R
		12, Ajayi	1	◀ FG	66t, Tannehill-Stills	4	◀ TD-P
		11, Ajayi	2	◀◀ FG			
		14, Ajayi	2	◀◀ FG			
		17, Ajayi	2	Half			
		10, Ajayi	3	◀ TD-R			
		13, Tannehill	3	◀ TD-R			
		53, Ajayi	4	Punt			
		14, Ajayi	4	◀ TD-R			
		12, D.Williams	4	◀ TD-R			
O 30	v NE						
		15, Brady	3	◀ TD-R	53t, Brady-Hogan	1	◀ TD-P
N 7	@ SEA				53t, Brady-Gronkowski	2	◀ TD-P
		13, Lockett	1	◀ TD-P	33, Brady-Gronkowski	4	◀ FG
N 20	@ CIN				50, Wilson-Baldwin	1	◀ TD-R
		17, Hill	2	INT	20, Wilson-Kearse	2	◀ TD-P
		20, Hill	3	Punt	21, Dalton-Eifert	2	◀ TD-P
N 27	v JAX						
		10, Ivory	1	◀ TD-R	20t, Bortles-Lee	3	◀ TD-P
		27, Bortles	1	◀ TD-R	24, Bortles-Robinson	3	◀ TD-P
		14, Ivory	1	◀ TD-R			
		10, Ivory	1	Punt			
		15, Bortles	3	◀ TD-P			
		15, Bortles	4	Downs			
D 4	@ OAK						
		22, Murray	1	◀ FG	26, Carr-Rivera	1	◀ FG
		11, Murray	2	◀ FG	22, Carr-Cooper	2	◀ FG
		14, Murray	3	◀ TD-P	22, Carr-Rivera	4	◀ TD-P
		21, Richard	3	◀ TD-R	37t, Carr-Cooper	4	◀ TD-P
		<b>44</b> 10+ yard rushes			<b>36</b> 20+ yard passes		

# 2016 GOAL TO GO

OFFENSE						DEFENSE					
Date	Opponent	#	Qtr.	Result	(pts)	Date	Opponent	#	Qtr.	Result	(pts)
9/11	BAL	1	2	TD	7	9/15	NYJ	1	2	TD	7
9/25	ARZ	2	1	FG	3	9/15	NYJ	2	2	TD	7
9/25	ARZ	3	2	TD	7	9/15	NYJ	3	3	TD	7
10/2	NE	4	1	TD	7	9/25	ARZ	4	2	TD	7
10/9	LA	5	1	TD	7	10/9	LA	5	2	TD	7
10/9	LA	6	2	TD	7	10/9	LA	6	4	FG	3
10/9	LA	7	2	FG	3	10/23	MIA	7	3	TD	7
10/9	LA	8	4	TD	7	10/30	NE	8	3	TD	7
10/16	SF	9	1	TD	7	11/7	SEA	9	1	TD	7
10/16	SF	10	4	TD	7	11/7	SEA	10	2	TD	7
10/23	MIA	11	2	TD	7	11/20	CIN	11	1	TD	7
10/23	MIA	12	4	TD	7	11/20	CIN	12	2	TD	7
10/30	NE	13	1	FG	3	11/27	JAX	13	1	TD	7
10/30	NE	14	2	TD	7	12/4	OAK	14	3	TD	7
10/30	NE	15	4	Downs	0	12/4	OAK	15	3	TD	7
10/30	NE	16	4	TD	7	12/4	OAK	16	4	TD	7
11/7	SEA	17	1	TD	7						
11/7	SEA	18	1	TD	7						
11/7	SEA	19	2	FG	3						
11/7	SEA	20	4	TD	7						
11/7	SEA	21	4	Downs	0						
11/20	CIN	22	1	TD	7						
11/20	CIN	23	2	FG	3						
11/20	CIN	24	4	FG	3						
11/27	JAX	25	2	TD	6						
12/4	OAK	26	1	FG	3						
12/4	OAK	27	2	TD	7						

2016 Breakdown:	27 times inside 18 touchdowns 7 Field Goals	2016 Breakdown:	16 times inside 15 touchdowns 1 Field Goals
Scoring Percentage:	93% (25 of 27)	Scoring Percentage:	100% (16 of 16)
Failed to Score:	7% (2 of 27)	Failed to Score:	N/A
TD Percentage:	67% (18 of 27)	TD Percentage:	94% (15 of 16)
FG Percentage:	26% (7 of 27)	FG Percentage:	6% (1 of 16)

# 2016 INSIDE THE 20

OFFENSE						DEFENSE					
Date	Opponent	#	Qtr.	Result	(pts)	Date	Opponent	#	Qtr.	Result	(pts)
9/11	BAL	1	2	TD	(7)	9/11	BAL	1	4	FG	(3)
9/15	NYJ	2	4	TD	(7)	9/15	NYJ	2	1	FG	(3)
9/25	ARZ	3	1	FG	(3)	9/15	NYJ	3	1	FG	(3)
9/25	ARZ	4	2	TD	(7)	9/15	NYJ	4	2	TD	(7)
10/2	NE	5	1	TD	(7)	9/15	NYJ	5	2	TD	(7)
10/2	NE	6	2	FG	(7)	9/15	NYJ	6	3	TD	(7)
10/9	LA	7	1	TD	(7)	9/15	NYJ	7	4	FG	(3)
10/9	LA	8	2	TD	(7)	9/15	NYJ	8	4	TD	(7)
10/9	LA	9	2	FG	(3)	9/25	ARZ	9	2	TD	(7)
10/9	LA	10	4	TD	(7)	9/25	ARZ	10	3	FUM	(0)
10/9	LA	11	4	End of Game	(0)	9/25	ARZ	11	4	INT	(0)
10/16	SF	12	1	TD	(7)	10/2	NE	12	2	FUM	(0)
10/16	SF	13	2	TD	(7)	10/9	LA	13	1	FG	(3)
10/16	SF	14	4	TD	(7)	10/9	LA	14	2	FG	(3)
10/16	SF	15	4	TD	(7)	10/9	LA	15	2	TD	(7)
10/23	MIA	16	1	FG	(3)	10/9	LA	16	4	FG	(3)
10/23	MIA	17	2	TD	(7)	10/16	SF	17	1	FG	(3)
10/23	MIA	18	4	TD	(7)	10/16	SF	18	4	Downs	(0)
10/30	NE	19	1	FG	(3)	10/23	MIA	19	1	FG	(3)
10/30	NE	20	2	TD	(7)	10/23	MIA	20	2	FG	(3)
10/30	NE	21	4	Downs	(0)	10/23	MIA	21	3	TD	(7)
10/30	NE	22	4	TD	(7)	10/23	MIA	22	4	TD	(7)
11/7	SEA	23	1	TD	(7)	10/30	NE	23	1	TD	(7)
11/7	SEA	24	1	TD	(7)	10/30	NE	24	3	TD	(7)
11/7	SEA	25	2	FG	(3)	10/30	NE	25	3	TD	(7)
11/7	SEA	26	4	TD	(7)	10/30	NE	26	4	FG	(3)
11/7	SEA	27	4	Downs	(0)	11/7	SEA	27	1	TD	(7)
11/20	CIN	28	1	TD	(7)	11/7	SEA	28	2	TD	(7)
11/20	CIN	29	2	TD	(7)	11/7	SEA	29	2	TD	(7)
11/20	CIN	30	4	TD	(7)	11/7	SEA	30	2	TD	(7)
11/27	JAX	31	2	TD	(6)	11/20	CIN	31	1	TD	(7)
11/27	JAX	32	3	TD	(7)	11/20	CIN	32	2	TD	(7)
11/27	JAX	33	4	TD	(8)	11/27	JAX	33	1	TD	(7)
12/4	OAK	34	1	FG	(3)	11/27	JAX	34	4	TD	(7)
12/4	OAK	35	2	TD	(7)	12/4	OAK	35	2	FG	(3)
12/4	OAK	36	3	TD	(7)	12/4	OAK	36	3	TD	(7)
12/4	OAK	37	3	TD	(7)	12/4	OAK	37	3	TD	(7)
12/4	OAK	38	4	Fumble	(0)	12/4	OAK	38	4	TD	(7)

2016 Breakdown:	38 times inside 25 Touchdowns 9 field goals	2016 Breakdown:	38 times inside 22 touchdowns 12 field goals
Scoring Percentage:	89% (34 of 38)	Scoring Percentage:	89% (34 of 38)
Failed to Score:	11% (4 of 38)	Failed to Score:	11% (4 of 38)
TD Percentage:	66% (25 of 38)	TD Percentage:	58% (22 of 38)
FG Percentage:	24% (9 of 38)	FG Percentage:	32% (12 of 38)

# THE LAST TIME...

## **PUNT RETURNED FOR A TD**

By Bills: Marcus Thigpen vs. Green Bay Packers 12/14/14 (75 yards)  
By Opponent: Travis Benjamin at Cleveland Browns, 10/3/13 (79 yards)

## **KICKOFF RETURNED FOR A TD**

By Bills: CJ Spiller vs. Miami Dolphins 9/14/14 (102+ yards)  
By Opponent: Marcus Thigpen vs. Miami Dolphins, 11/15/12 (96 yards)

## **INTERCEPTION RETURNED FOR A TD**

By Bills: Nickell Robey-Coleman (41 yards) at LA Rams, 10/9/16  
By Opponent: Telvin Smith (26 yards) at Jacksonville Jaguars, 10/25/15

## **AT LEAST TWO INTERCEPTIONS IN A GAME**

By Bills: Stephon Gilmore (2) at Cincinnati Bengals, 11/20/16  
By Opponent: Lavonte David (2) at Tampa Bay Buccaneers, 12/8/13

## **FUMBLE RETURNED FOR A TD**

By Bills: Aaron Williams (53 yards) vs Arizona Cardinals, 9/25/16  
By Opponent: Chris Clemons (6 yards) at Jacksonville Jaguars,  
10/25/15

## **PUNT BLOCKED**

By Bills: Jerry Hughes at Seattle Seahawks, 11/7/16  
By Opponent: Chris Clemons at Miami Dolphins, 11/20/11

## **PUNT BLOCK RETURNED FOR A TD**

By Bills: Manny Lawson vs. N.Y. Jets 11/24/14 (in end zone - Boobie Dixon blocked Ryan Quigley's punt)  
By Opponent: Lex Hilliard at Miami Dolphins, 11/20/11 (in end zone – Chris Clemons blocked P Brian Moorman's punt)

## **FIELD GOAL BLOCKED**

By Bills: Mario Williams vs. Green Bay Packers, 12/14/14  
By Opponent: Joe Haden vs. Cleveland Browns, 11/30/14

## **FIELD GOAL BLOCK RETURNED FOR TD**

By Bills: Cornelius Bennett vs. Denver Broncos, 9/30/90 (80 yards after Nate Odomes blocked David Treadwell's att.)  
By Opponent: Lemar Parrish, Cincinnati Bengals, 11/8/70 (83 yards after Ken Riley blocked Grant Guthrie's att.)

## **EXTRA POINT BLOCKED**

By Bills: Alex Carrington at San Diego Chargers, 12/11/11  
By Opponent: Cam Thomas at LA, 10/9/16

## **EXTRA POINT MISSED**

By Bills: Missed – Dan Carpenter vs. Jacksonville Jaguars, 11/27/16 (wide left)  
By Opponent: Missed- Mike Nugent (2) at Cincinnati Bengals 11/20/16

## **TWO POINT CONVERSION ATTEMPTED and SUCCESSFUL**

By Bills: LeSean McCoy run vs Jacksonville Jaguars, 11/27/16  
By Opponent: Derek Carr pass to Seth Roberts vs Oakland Raiders, 12/4/16

## **TWO POINT CONVERSION FAILED**

By Bills: Tyrod Taylor is sacked at Kansas City, 11/29/15  
By Opponent: Carson Palmer pass failed vs Arizona Cardinals, 9/25/16

## **SAFETY RECORDED**

By Bills: Ryan Tannehill fumble out of bound in end zone for a Safety vs. Miami Dolphins, 11/8/15  
By Opponent: LeSean McCoy tackled in the end zone for a safety vs Arizona Cardinals, 9/25/16

## **100 YARD INDIVIDUAL RUSHING GAME**

By Bills: LeSean McCoy (130) at Oakland, 12/4/16  
By Opponent: Jay Ajayi, (214 yards) at Miami Dolphins, 10/23/16



# THE LAST TIME...

## **200 YARD INDIVIDUAL RUSHING GAME**

By Bills: Fred Jackson (212 yards) vs. Indianapolis Colts, 1/3/10  
By Opponent: Jay Ajayi, (214 yards) at Miami Dolphins, 10/23/16

## **TWO 100 YARD RUSHERS IN THE SAME GAME**

By Bills: LeSean McCoy (112) & Karlos Williams (110) vs. Miami Dolphins 11/8/15  
By Opponent: Stevan Ridley (106 yards) and Brandon Bolden (137 yards) vs. New England Patriots, 9/30/12

## **100 YARD INDIVIDUAL RECEIVING GAME**

By Bills: Robert Woods (162) at Seattle Seahawks, 11/7/16  
By Opponent: Jimmy Graham (103) at Seattle Seahawks, 11/7/16

## **200 YARD INDIVIDUAL RECEIVING GAME**

By Bills: Lee Evans (265 yards) at Houston Texans, 11/19/06  
By Opponent: Wes Welker (217 yards) vs. New England Patriots, 9/25/11

## **TWO 100 YARD RECEIVERS IN THE SAME GAME**

By Bills: Steve Johnson (158 yards) and Lee Evans (105 yards) at Baltimore Ravens, 10/24/10  
By Opponent: Eric Decker (126) and Brandon Marshall (101) vs New York Jets, 9/15/16

## **300+ YARD INDIVIDUAL PASSING GAME**

By Bills: Kyle Orton (329) at Oakland Raiders, 12/21/14  
By Opponent: Tom Brady (315) vs New England Patriots, 10/30/16

## **FIVE TOUCHDOWNS RUSHING**

By Bills: Cookie Gilchrist vs. New York Titans, 12/8/63  
By Opponent: Never accomplished

## **AT LEAST FOUR TOUCHDOWNS RUSHING**

By Bills: Willis McGahee at Seattle Seahawks, 11/28/04  
By Opponent: Clarence Williams at San Diego Chargers, 9/16/79

## **AT LEAST THREE TOUCHDOWNS RUSHING**

By Bills: LeSean McCoy (3) vs San Francisco, 10/16/16  
By Opponent: Matt Forte (3) vs New York Jets, 9/15/16

## **AT LEAST TWO TOUCHDOWNS RUSHING**

By Bills: Mike Gillislee (2) at Oakland, 12/4/16  
By Opponents: C.J. Anderson (3) at Denver Broncos, 12/7/14

## **FOUR TD RECEPTIONS**

By Bills: Don Beebe vs. Pittsburgh Steelers, 9/8/91  
By Opponents: Randy Moss vs. New England Patriots, 11/18/07

## **AT LEAST THREE TD RECEPTIONS**

By Bills: Steve Johnson at Cincinnati Bengals, 11/21/10  
By Opponents: Marvin Harrison at Indianapolis Colts, 9/23/01

## **AT LEAST TWO TD RECEPTIONS**

By Bills: Sammy Watkins (2) at Kansas City Chiefs, 11/29/15  
By Opponents: R. Gronkowski (2) vs. New England Patriots, 9/20/15

## **SIX TD PASSES**

By Bills: Jim Kelly vs. Pittsburgh Steelers, 9/8/91  
By Opponents: Daryle Lamonica at Oakland Raiders, 10/19/69

## **AT LEAST FIVE TD PASSES**

By Bills: Jim Kelly vs. Cincinnati Bengals, 10/21/91  
By Opponent: Drew Brees at New Orleans Saints, 10/27/13

# THE LAST TIME...

## **AT LEAST FOUR TD PASSES**

By Bills: Kyle Orton (4) at New York Jets, 10/26/14  
By Opponent: Tom Brady (4) vs New England Patriots, 10/30/16

## **AT LEAST THREE TD PASSES**

By Bills: Tyrod Taylor (3) vs. New York Jets, 9/15/16  
By Opponents: Tom Brady (4) vs New England Patriots, 10/30/16

## **AT LEAST THREE SACKS**

By Bills: (3.0) Lorenzo Alexander at LA Rams, 10/9/16  
By Opponent: (3.0) C. Jones vs. New England Patriots, 09/20/15

## **LAST OVERTIME GAME**

By Bills: 9/7/14 at Chicago Bears (23-20) W

## **WON IN OVERTIME**

By Bills: 9/7/14 at Chicago Bears (23-20)  
By Opponent: 12/1/13 vs. Atlanta Falcons (31-34)

## **SHUTOUT RECORDED**

By Bills: 10/2/16 at New England Patriots (16-0)  
By Opponent: 12/28/08 vs. New England Patriots (13-0)

## **AT LEAST 200-YARDS RUSHING**

By Bills: 212 at Oakland, 12/4/16  
By Opponent: 256 at Miami Dolphins, 10/23/16

## **AT LEAST 300-YARDS RUSHING**

By Bills: 312 vs. San Francisco, 10/16/16  
By Opponent: 311 at San Francisco, 10/7/12

## **AT LEAST 400 NET YARDS PASSING**

By Bills: 437 at Minnesota Vikings, 9/15/02  
By Opponent: 451 vs. New England Patriots, 09/20/15

## **AT LEAST 300 NET YARDS PASSING**

By Bills: 307 vs New York Jets, 9/15/16  
By Opponent: 374 vs New York Jets, 9/15/16

## **AT LEAST 500 TOTAL YARDS**

By Bills: 514 at Baltimore Ravens, 10/24/10  
By Opponent: 493 vs New York Jets, 9/15/16

## **AT LEAST 400 TOTAL YARDS**

By Bills: 491 vs. San Francisco, 10/16/16  
By Opponent: 454 at Miami Dolphins, 10/23/16

## **50 OR MORE POINTS**

By Bills: 54 at Kansas City Chiefs, 11/23/08  
By Opponent: 52 vs. New England Patriots, 9/30/12

## **40 OR MORE POINTS**

By Bills: 45 vs San Francisco, 10/16/16  
By Opponent: 41 vs New England Patriots, 10/30/16

## **SCORED A TOUCHDOWN ON OFFENSE, DEFENSE AND SPECIAL TEAMS**

By Bills: at Denver Broncos, 12/24/11 (C. Spiller rushing TD, J. Byrd interception return, L. McKelvin punt return)  
By Opponent: at Cleveland Browns 10/3/13 (Josh Gordon receiving TD, T.J. Ward interception return, Travis Benjamin punt return TD)

# 2016 TURNOVER ANALYSIS

## OFFENSIVE TURNOVERS

Date	Opponent	Turnover	Yardline	Qtr.	Result (Pts.)
9/15	NYJ	INT	NYJ 13	4	FG (3)
9/25	ARZ	INT	ARZ 10	2	Punt (0)
10/16	SF	Fumble	BUF 36	1	FG (3)
10/16	SF	Fumble	BUF 20	4	Downs (0)
11/7	SEA	INT	SEA 27	3	Punt (0)
11/20	CIN	INT	CIN 22	2	INT (0)
12/4	OAK	INT	BUF 4	4	TD (7)
12/4	OAK	Fumble	OAK 17	4	Punt (0)

## DEFENSIVE TURNOVERS

Date	Opponent	Turnover	Yardline	Qtr.	Result (Pts.)
9/11	BAL	Fumble	BAL 47	1	Punt (0)
9/15	NYJ	Fumble	NYJ 33	3	TD (7)
9/25	ARZ	INT	ARZ 30	4	FG (3)
9/25	ARZ	INT	BUF 1	4	Safety (0)
9/25	ARZ	INT	BUF -1	4	Punt (0)
9/25	ARZ	INT	BUF -5	4	End of Game (0)
9/25	ARZ	Fumble	BUF 22	3	TD (7)
10/2	NE	Fumble	BUF 18	2	Punt (0)
10/9	LA	Fumble	BUF 37	1	TD (7)
10/9	LA	INT	LA 41	3	TD (7)
10/9	LA	INT	LA 17	4	End of Game (0)
11/20	CIN	INT	CIN 41	2	FG (3)
11/20	CIN	INT	BUF 41	2	End of Half (0)

## SPECIAL TEAMS TURNOVERS

Date	Opponent	Turnover	Yardline	Qtr.	Result (Pts.)
10/16	SF	Fumble Recovery	SF 27	1	TD (7)

## MISCELLANEOUS TURONVERS

Date	Opponent	Explanation
------	----------	-------------

# 2016 ETCs

6-6 Regular Season Record  
 1-3 In AFC East Games  
 1-1 In AFC North Games  
 1-0 In AFC South Games  
 0-1 In AFC West Games  
 3-1 In NFC Games

3-2 At Home  
 3-4 On the Road  
 6-6 Outdoors  
 0-0 In Domed Stadiums  
 1-3 On Grass

0-1 In 3-point or less Games  
 6-5 When Won Coin Toss  
 0-1 When Lost Coin Toss  
 3-3 When Scored First  
 3-3 When Opp. Scored First  
 0-0 In overtime games

5-1 When Yielding 20 Points or Less

5-3 When Scoring 21 Points or More

4-2 When Led at Halftime  
 2-4 When Trailing at Halftime  
 0-0 When Tied at Halftime

6-2 When Led at the End of 3<sup>rd</sup> Quarter  
 0-4 When Trailing at the End of 3<sup>rd</sup> Quarter  
 0-0 When Tied at the End of 3<sup>rd</sup> Quarter

4-1 When Buffalo has 100-Yard Rusher

0-2 When Opp. has 100-Yard Rusher

0-2 When Buffalo has 100-Yard Receiver

0-4 When Opp. has 100-Yard Receiver

0-0 When Buffalo has 300-Yard Passer

0-2 When Opp. has 300-Yard Passer

## 2016 INSTANT REPLAY

Buffalo has challenged 7 plays this season under the NFL's replay system.

Date	Opp.	Explanation	Result
9/11	BAL	Buffalo challenged the runner broke the plane ruling	Upheld
9/15	NYJ	Buffalo challenged the pass completion ruling	Reversed
10/2	NE	Buffalo Challenged the short of the line gain ruling	Reversed
10/30	NE	Buffalo challenged the short of the line to gain ruling	Upheld
11/7	SEA	Buffalo challenged the runner was in bounds ruling	Reversed
11/27	JAX	Buffalo challenged the first down ruling	Upheld
11/27	JAX	Buffalo challenged the pass completion ruling	Reversed

**REGULAR SEASON WEEK 1 – Bills 7, Ravens 13**  
**September 11, 2016 – M&T Bank Stadium – 71,104**

The Buffalo Bills dropped their 2016 regular season-opener, 13-7, to the Baltimore Ravens at M&T Bank Stadium, falling to 0-1 with the loss.

In his return to Baltimore, second-year starting QB Tyrod Taylor completed 68.2% of his pass attempts amongst five pass-catchers. Bills WR Sammy Watkins hauled in four passes for a team-high 43 yards and TE Charles Clay added four receptions for 40 yards and had Buffalo's largest offensive gain of the day with a 33-yard reception.

Running back LeSean McCoy had a game-high 58 rushing yards and scored Buffalo's lone touchdown on a fourth-and-goal situation in the second quarter.

Defensively, LBs Preston Brown and Zach Brown led the way with eight total tackles while CB Ronald Darby added a team-high seven individual tackles.

Jerry Hughes had a two sack performance and free-agent acquisitions LB Lorenzo Alexander (0.5) and DE Leger Douzable (1.5) rounded out Buffalo's fierce four-sack performance.

Leading the way for the Ravens was QB Joe Flacco, who finished the day 23-for-34 passing for 258 yards with one touchdown. Receiver Mike Wallace scored Baltimore's only touchdown of the contest with a 66-yard pass reception in the second quarter and a pair of Justin Tucker field goals provided enough offense to propel the Ravens.

TEAM	1	2	3	4	Final
BILLS	0	7	0	0	7
RAVENS	3	7	0	3	13

TEAM	QTR.	TIME	SCORING PLAY	DRIVE	SCORE
BAL	1	0:35	J.Tucker 50 yd. Field Goal	9-59, 4:47	0-3
BAL	2	10:11	M.Wallace 66 yd. pass from J.Flacco (J.Tucker kick)	6-85, 2:48)	0-10
BUF	2	3:02	L.McCoy 1 yd. run (D.Carpenter kick)	12-75, 7:09	7-10
BAL	4	5:39	J.Tucker 37 yd. Field Goal	13-59, 5:59	7-13

**BUF BAL**

First Downs	11	18
Rushes-Yards	24-65	28-83
Net Passing Yards	95	225
Total Net Yards	160	308
Passing (A-C-I)	15-22-0	34-23-0
Sacked by Opp.	2-16	4-33
Punts-Average	7-44.7	3-42.7
Fumbles-Lost	0-0	1-1
Penalties	8-89	6-35
Time of Poss.	27:07	32:53

**RUSHING**

**RAVENS:** J. Forsett 10-41; T. West 12-32; M. Wallace 1-11; K. Juszczyk 1-2; J. Flacco 4-minus-3

**BILLS:** L. McCoy 16-58; T. Taylor 5-11; R. Bush 3-minus-4

**PASSING**

**RAVENS:** J. Flacco 23-34, 258 yards, 1 TD

**BILLS:** T. Taylor 15-22, 111 yards

**RECEIVING**

**RAVENS:** S. Smith 5-19; M. Wallace 3-91, 1 TD; D. Pitta 3-39; J. Forsett 3-15; K. Juszczyk 2-21; K. Aiken 2-14; T. West 2-6; B. Perriman 1-35; C. Moore 1-13; C. Gillmore 1-5

**BILLS:** S. Watkins 4-43; R. Woods 4-20; L. McCoy 4-12; C. Clay 2-40; M. Gillislee 1-minus-4

**REGULAR SEASON WEEK 2 – Bills 31, Jets 37**  
**September 15, 2016 – New Era Field – 70,256**

The Buffalo Bills lost their home opener 37-31 to the New York Jets in the inaugural game at New Era Field, falling to 0-2 on the season with the loss.

Quarterback Tyrod Taylor threw for a career-best 297 yards and three touchdowns, including an 84 yard touchdown pass to WR Marquise Goodwin, a career-long for both players. Goodwin finished the game with his first 100 yard receiving performance, WR Greg Salas scored on a 71 touchdown reception and hauled in a career-high 89 receiving yards and TE Charles Clay added a team-high five receptions.

On the defensive side of the ball, LB Preston Brown recorded a game-high 16 total tackles, LB Zach Brown added eight solo tackles with 14 total tackles and LB Lorenzo Alexander recorded the game's only sack.

Cornerback Nickell Robey-Coleman recovered a fumble forced by Preston Brown and returned it 36 yards for the game's only defensive touchdown.

New York was led by QB Ryan Fitzpatrick, who completed 24 of his 34 passes for 374 yards and one touchdown. Jets WR Eric Decker caught six passes for 126 yards and one touchdown, WR Brandon Marshall recorded six catches for 101 yards and WR Quincy Enunwa chipped in six receptions for 92 yards. On the ground, Matt Forte led the way with 100 yards rushing and three scores.

TEAM	1	2	3	4	Final
BILLS	7	3	14	7	31
JETS	6	14	7	10	37

TEAM	QTR.	TIME	SCORING PLAY	DRIVE	SCORE
NYJ	1	6:41	N.Folk 28 yd. Field Goal	15-65, 8:19	3-0
BUF	1	5:16	M.Goodwin 84 yd. pass from T.Taylor (D.Carpenter kick)	3-82, 1:25	3-7
NYJ	1	0:00	N.Folk 29 yd. Field Goal	9-75, 5:16	6-7
NYJ	2	11:07	M.Forte 1 yd. run (N.Folk kick)	6-66, 2:15	13-7
NYJ	2	3:53	E.Decker 5 yd. pass from R.Fitzpatrick (N.Folk kick)	7-77, 3:54	20-7
BUF	2	0:05	D.Carpenter 39 yd. Field Goal	13-54, 3:48	20-10
BUF	3	14:09	G.Salas 71 yd. pass from T.Taylor (D.Carpenter kick)	3-75, 0:51	20-17
BUF	3	11:15	N.Robey-Coleman 36 yd. fumble return (D.Carpenter kick)	N/A	20-24
NYJ	3	2:12	M.Forte 3 yd. run (N.Folk kick)	12-84, 6:27	27-24
NYJ	4	10:40	N.Folk 36 yd. Field Goal	8-69, 4:12	30-24
NYJ	4	4:02	M.Forte 12 yd. run (N.Folk kick)	5-56, 3:01	37-24
BUF	4	1:17	M.Gillislee 18 yd. pass from T.Taylor (D.Carpenter kick)	10-75, 2:45	37-31

**BUF NYJ**

First Downs	16	28
Rushes-Yards	19-86	36-123
Net Passing Yards	307	370
Total Net Yards	393	493
Passing (A-C-I)	19-31-1	34-24-0
Sacked by Opp.	0-0	1-4
Punts-Average	3-39.3	2-41.0
Fumbles-Lost	1-0	2-1
Penalties	6-59	7-50
Time of Poss.	20:48	39:12

**RUSHING**

**JETS:** M. Forte 30-100; R. Fitzpatrick 5-21; B. Powell 1-2

**BILLS:** L. McCoy 15-59; T. Taylor 2-25; E. Manuel 2-2

**PASSING**

**JETS:** R. Fitzpatrick 24-34, 374 yards, 1 TD

**BILLS:** T. Taylor 18-30, 297 yards, 3 TDs; E. Manuel 1-1. 10 yards

**RECEIVING**

**JETS:** E. Decker 6-126; B. Marshall 6-101; Q. Enunwa 6-92; J. Marshall 3-45; M. Forte 2-9; B. Powell 1-1

**BILLS:** M. Goodwin 2-112; G. Salas 4-89; L. McCoy 4-31; C. Clay 5-27; S. Watkins 2-20; M. Gillislee 1-18; R. Woods 1-10



**REGULAR SEASON WEEK 3 – Bills 33, Cardinals 18**  
**September 25, 2016 – New Era Field – 68,647**

The Buffalo Bills used a powerful rushing attack and a stout defensive performance to top the Arizona Cardinals 33-18 at New Era Field, lifting their record to 1-2 on the season.

Running back LeSean McCoy ran for 110 yards on 17 carries, boasting a 6.5 yards per carry average and having his first multi-touchdown game as a Bill. Quarterback Tyrod Taylor provided 76 yards on the ground, including a 20-yard touchdown run and a team-record 49-yard scamper.

Robert Woods was Buffalo's top receiving option on the day with six catches for 51 yards and fellow receiver Walt Powell recorded his first three career catches for 28 yards.

Defensively, Stephon Gilmore notched two interceptions with Corey Graham and Corey White each picking one off themselves. Lorenzo Alexander finished the day with 1.5 sacks, his third consecutive game with a sack, and was joined by, Graham, Kyle Williams, Jerry Hughes and Lerentee McCray in the sack column. Linebacker Zach Brown recorded 12 total tackles with 10 individual stops and White recorded eight solo tackles and nine combination tackles.

Aaron Williams recovered a fumble on special teams and raced it back 53 yards for the score, resulting in Buffalo's second consecutive game with a fumble returned for a touchdown.

Arizona was paced by running back David Johnson, who ran for 83 yards and two touchdowns and recorded 28 through the air. Quarterback Carson Palmer threw for 287 yards, John Brown had a game-high 70 receiving yards and defensive back Patrick Peterson recorded an interception.

TEAM	1	2	3	4	Final
Bills	10	7	13	3	33
Cardinals	0	7	6	5	18

TEAM	QTR.	TIME	SCORING PLAY	DRIVE	SCORE
Bills	1	3:29	D.Carpenter 19 yd. Field Goal	7-77, 3:51	3-0
Bills	1	0:55	L.McCoy 24 yd. run (D.Carpenter kick)	5-53, 1:30	10-0
Bills	2	10:25	L.McCoy 5 yd. run (D.Carpenter kick)	6-52, 2:51	17-0
Cardinals	2	1:05	D.Johnson 4 yd. run (C.Catanzaro kick)	17-84, 9:20	17-7
Bills	3	10:31	T.Taylor 20 yd. run (kick failed, wr)	6-47, 2:49	23-7
Bills	3	2:25	A.Williams 53 yd. fumble return (D.Carpenter kick)	N/A	30-7
Cardinals	3	0:12	D.Johnson 22 yd. run (pass failed)	6-83, 2:13	30-13
Cardinals	4	10:36	C.Catanzaro 60 yd. Field Goal	5-4, 2:19	30-16
Bills	4	4:48	D.Carpenter 45 yd. Field Goal	4-3, 1:42	33-16
Cardinals	4	3:04	L.McCoy tackled in end zone by C.Peters for a Safety	N/A	33-18

**BUF      ARZ**

First Downs	16	25
Rushes-Yards	32-208	22-88
Net Passing Yards	88	260
Total Net Yards	296	348
Passing (A-C-I)	25-14-1	50-26-4
Sacked by Opp.	4-31	5-27
Punts-Average	6-35.3	5-35.6
Fumbles-Lost	3-0	3-1
Penalties	9-75	8-50
Time of Poss.	26:00	34:00

**RUSHING**

**CARDINALS:** D. Johnson 19-83; C.

Johnson 2-5; D. Butler 1-0

**BILLS:** L. McCoy 17-110; T. Taylor 9-76;

M. Gillislee 3-20; J. Williams 3-2

**PASSING**

**CARDINALS:** C. Palmer 26-50, 287

yards, 4 INTs

**BILLS:** T. Taylor 14-15, 119 yards, 1 INT

**RECEIVING**

**CARDINALS:** L. Fitzgerald 7-60; Jo.

Brown 6-70; M. Floyd 4-65; Ja. Brown 3-

49; D. Johnson 3-28; D. Fells 2-15; T.

Niklas 1-0

**BILLS:** R. Woods 6-51; W. Powell 3-28;

L. McCoy 3-6; N. O'Leary 1-28; M.

Goodwin 1-6

**REGULAR SEASON WEEK 4 – Bills 16, Patriots 0**  
**October 2, 2016 – Gillette Stadium – 66, 829**

The Buffalo Bills recorded their first road shutout in 26 years to defeat the New England Patriots 16-0 at Gillette Stadium. With the win, Buffalo improves its record to 2-2 on the season.

Buffalo's offense was paced by LeSean McCoy's 108 yards of total offense, including a seven-yard touchdown pass from Tyrod Taylor for the game's only touchdown. McCoy finished the game with 70 rushing yards and six receptions for 38 yards.

Taylor completed a season-high 27 passes on a season-high 39 attempts for 246 yards and added 28 yards on the ground while WR Robert Woods led Buffalo with 89 yards on a game-high seven receptions. Tight end Charles Clay chipped in five receptions for 47 yards.

On the defensive side of the ball, LB Zach Brown recorded a career-high 18 tackles, forced two fumbles and added one sack. Linebackers Jerry Hughes and Lorenzo Alexander each contributed sacks to the shutout and both reached 4.0 sacks on the season, good for third in the NFL. Safety Aaron Williams recorded three passes defended and Preston Brown finished with seven total tackles. With the performance, Zach Brown sits first in the league with 52 tackles and Preston Brown is 10<sup>th</sup> with 37 tackles.

The New England Patriots were led by tight end Martellus Bennett, whose 58 yard reception in the second quarter sparked his five-reception, 109 yard performance. LeGarrette Blount ran for 54 yards, rookie QB completed 63% of his passes for 205 yards and cornerback Logan Ryan set career-highs with 14 individual tackles and 17 total tackles.

TEAM	1	2	3	4	Final
Bills	7	6	3	0	16
Patriots	0	0	0	0	0

TEAM	QTR.	TIME	SCORING PLAY	DRIVE	SCORE
Bills	1	5:31	L.McCoy 7 yd. pass from T.Taylor (D.Carpenter kick)	12-65, 7:11	7-0
Bills	2	14:49	D.Carpenter 34 yd. Field Goal	10-52, 3:58	10-0
Bills	2	7:46	D.Carpenter 43 yd. Field Goal	12-71, 4:40	13-0
Bills	3	0:28	D.Carpenter 44 yd. Field Goal	11-44, 4:27	16-0

**BUF      NE**

First Downs	24	13
Rushes-Yards	32-134	22-90
Net Passing Yards	244	187
Total Net Yards	378	277
Passing (A-C-I)	39-27-0	27-17-0
Sacked by Opp.	2-2	3-18
Punts-Average	4-40.8	6-52.2
Fumbles-Lost	0-0	5-1
Penalties	6-60	9-74
Time of Poss.	36:11	23:49

**RUSHING**

**PATRIOTS:** L. Blount 13-54; J. Brissett 4-

23; J. White 4-12; J. Edelman 1-1

**BILLS:** L. McCoy 19-70; M. Gillislee 6-30;

T. Taylor 5-28; B. Tate 1-4; J. Felton 1-2

**PASSING**

**PATRIOTS:** J. Brissett 17-27, 205 yards

**BILLS:** T. Taylor 27-29, 246 yards, 1 TD

**RECEIVING**

**PATRIOTS:** M. Bennett 5-109; J. White

5-50; L. Blount 3-4; B. Bolden 2-15; J.

Edelman 1-16; R. Gronkowski 1-11

**BILLS:** R. Woods 7-89; L. McCoy 6-38,

C. Clay 5-47; W. Powell 4-22, N. O'Leary

2-20; M. Gillislee 1-13; M. Goodwin 1-12;

J. Felton 1-5

**REGULAR SEASON WEEK 5 – Bills 30, Rams 19**  
**October 9, 2016 – LA Coliseum – 83,679**

The Buffalo Bills won their third consecutive game by downing the Los Angeles Rams 30-19 in their first game in Los Angeles since 1983. With the win, Buffalo rises to 3-2 on the season.

Running back LeSean McCoy rushed averaged 8.3 yards per carry and totaled 150 yards on the ground, his highest output in two years. Quarterback Tyrod Taylor threw for a pair of touchdowns and added 28 yards on the ground and running back Mike Gillislee scored on a five yard rush. Tight end Charles Clay had his most efficient game of the year with five receptions for 73 yards.

On the defensive side of the ball, LB Lorenzo Alexander notched 3.0 sacks to extend his sack streak to five games and push his total to an NFL-high 7.0 sacks. In his return to the stadium where he starred at USC, CB Nickell Robey-Coleman recorded two interceptions and took one back 41 yards for a touchdown. Rookie DT Adolphus Washington added his first career sack on the day as well.

Leading the way for the Rams was RB Todd Gurley, who totaled a season-high 108 total yards and one touchdown. Quarterback Case Keenum threw for 271 yards, WR Tavon Austin caught seven passes for 59 yards and added 26 yards on the ground and WR Kenny Britt recorded a game-high 75 receiving yards.

TEAM	1	2	3	4	Final
BILLS	7	9	7	7	30
RAMS	3	10	3	3	19

TEAM	QTR.	TIME	SCORING PLAY	DRIVE	SCORE
Rams	1	9:31	G.Zuerlein 37 yd. Field Goal	12-60, 5:29	0-3
Bills	1	2:22	J.Hunter 4 yd. pass from T.Taylor (D.Carpenter kick)	12-76, 7:09	7-3
Bills	2	13:59	M.Gillislee 5 yd. run (kick blocked)	2-63, 1:01	13-3
Rams	2	7:46	G.Zuerlein 32 yd. Field Goal	5-52, 2:33	13-6
Rams	2	1:56	T.Gurley 1 yd. run (G.Zuerlein kick)	8-64, 4:39	13-13
Bills	2	0:00	D.Carpenter 23 yd. Field Goal	10-70, 1:56	16-13
Rams	3	8:05	G.Zuerlein 54 yd. Field Goal	9-48, 5:13	16-16
Bills	3	3:54	N.Robey-Coleman 41 yd. interception return (D.Carpenter kick)	N/A	23-16
Rams	4	5:51	G.Zuerlein 22 yd. Field Goal	13-89, 8:16	23-19
Bills	4	2:37	M.Goodwin 6 yd. pass from T.Taylor (D.Carpenter kick)	3-25, 1:04	30-19

**BUF LA**

First Downs	15	23
Rushes-Yards	27-193	29-102
Net Passing Yards	112	243
Total Net Yards	305	345
Passing (A-C-I)	23-12-0	31-21-2
Sacked by Opp.	2-12	4-28
Punts-Average	6-46.0	2-54.5
Fumbles-Lost	1-0	2-1
Penalties	7-60	6-40
Time of Poss.	24:26	35:34

**RUSHING**

**RAMS:** T. Gurley 23-72; T. Austin 3-26; M. Brown 2-2; B. Marquez 1-2  
**BILLS:** L. McCoy 18-150; T. Taylor 5-28; M. Gillislee 2-6; J. Felton 1-6; R. Bush 1-3

**PASSING**

**RAMS:** C. Keenum 21-31, 271 yards, 2 INT  
**BILLS:** T. Taylor 12-23, 124 yards, 2 TDs

**RECEIVING**

**RAMS:** T. Austin 7-59; K. Britt 5-75; B. Quick 3-51; T. Gurley 3-36; L. Kendricks 2-24; M. Brown 1-26  
**BILLS:** C. Clay 5-73; R. Woods 2-26; M. Goodwin 2-13; L. McCoy 2-8, J. Hunter 1-4

**REGULAR SEASON WEEK 6 – Bills 45, 49ers 16**  
**October 16, 2016 – New Era Field – 70,003**

The Buffalo Bills used a 312 yard rushing performance to gash the San Francisco 49ers 45-16 at New Era Field. With 491 yards of total offense, their most since the 2010 season, the Bills have won four games in a row for the first time since ripping off four straight to open the 2008 season.

Running back LeSean McCoy ran for 140 yards and three touchdowns on 19 carries, his fourth straight game with over 100 yards from scrimmage. McCoy became the third running back to rush for 140 yards and three touchdowns on under 20 carries since entering the league in 2009. With his week six performance, McCoy now leads the AFC in rushing.

Quarterback Tyrod Taylor tossed two touchdowns and added 68 yards on the ground to push his season total to 236, the highest rushing total in the league amongst quarterbacks. Running back Mike Gillislee chipped in 60 yards and a touchdown on the ground, WR Robert Woods caught his first touchdown of the season and WR Justin Hunter caught his second touchdown in as many games since debuting with Buffalo.

Defensively, LB Preston Brown led the way with nine tackles, rookie DE Adolphus Washington recorded a sack for the second straight game and LB Lorenzo Alexander became the first Bills linebacker to ever have a six-game sack streak while pushing his season total to 8.0 on the year, the most in the NFL. Defensive back Nickell Robey-Coleman forced a special teams fumble to account for his third turnover in two weeks.

For the 49ers, QB Colin Kaepernick threw for 187 yards and a touchdown while adding 66 yards on the ground in his season debut. Wide receiver Torrey Smith recorded a game-high 76 receiving yards and LB Nick Bellore led the game with 12 tackles and forced a fumble.

TEAM	1	2	3	4	Final
BILLS	7	10	7	21	45
49ers	3	10	0	3	16

TEAM	QTR.	TIME	SCORING PLAY	DRIVE	SCORE
49ers	1	5:43	P.Dawson 33 yd. Field Goal	7-13, 3:53	0-3
BILLS	1	0:14	L.McCoy 4 yd. run (D.Carpenter kick)	11-75, 5:29	7-3
49ers	2	13:56	T.Smith 53 yd. pass from C.Kaepernick (P.Dawson kick)	4-75, 1:18	7-10
BILLS	2	10:18	L.McCoy 12 yd. run (D.Carpenter kick)	7-75, 3:38	14-10
49ers	2	5:54	P.Dawson 48 yd. Field Goal	9-59, 4:24	14-13
BILLS	2	0:21	D.Carpenter 40 yd. Field Goal	14-53, 5:33	17-13
BILLS	3	2:34	J.Hunter 30 yd. pass from T.Taylor (D.Carpenter kick)	4-60, 1:55	24-13
49ers	4	14:48	P.Dawson 47 yd. Field Goal	8-46, 2:46	24-16
BILLS	4	10:53	L.McCoy 18 yd. run (D.Carpenter kick)	8-75, 3:55	31-16
BILLS	4	10:32	R.Woods 5 yd. pass from T.Taylor (D.Carpenter kick)	1-27, 0:11	38-16
BILLS	4	5:34	M.Gillislee 44 yd. run (D.Carpenter kick)	7-73, 3:25	45-16

**BUF SF**

First Downs	29	16
Rushes-Yards	44-312	28-133
Net Passing Yards	179	167
Total Net Yards	491	300
Passing (A-C-I)	28-17-0	29-13-0
Sacked by Opp.	3-0	3-20
Punts-Average	3-50.7	5-41.8
Fumbles-Lost	3-2	2-1
Penalties	7-71	6-52
Time of Poss.	35:11	24:49

**RUSHING**

**49ers:** C. Kaepernick 8-66; C. Hyde 14-52; M. Davis 5-13; S. Draughn 1-2  
**BILLS:** L. McCoy 19-140; T. Taylor 8-68; M. Gillislee 6-60; J. Williams 5-21; E. Manuel 3-11; R. Bush 2-6; R. Woods 1-6

**PASSING**

**49ers:** C. Kaepernick 13-29, 187 yards, 1 TD  
**BILLS:** T. Taylor 17-26, 179 yards, 2 TDs; E. Manuel 0-2, 0 yards

**RECEIVING**

**49ers:** T. Smith 3-76; Q. Patton 4-52; V. McDonald 2-25; R. Streater 1-16; J. Kerley 2-12; M. Davis 1-6  
**BILLS:** C. Clay 5-52; R. Woods 5-44; J. Hunter 1-30; N. O'Leary 2-29; M. Goodwin 2-22; L. McCoy 1-2

**REGULAR SEASON WEEK 7 – Bills 25, Dolphins 28**  
**October 23, 2016 – Hard Rock Stadium – 65,658**

The Buffalo Bills were unable to win their fifth straight game, losing a close contest to the Miami Dolphins, 28-25, at Hard Rock Stadium. With the result, Buffalo slips to 4-3 on the season.

Quarterback Tyrod Taylor threw for 221 yards and a touchdown and added 35 yards and a score on the ground, his fourth career game with a touchdown on the air and ground. Receiver Marquise Goodwin caught four passes for 93 yards and a 67 yard touchdown and RB Reggie Bush added his first Bills touchdown in the fourth quarter.

Defensively, LB Lorenzo Alexander extended his sack streak to seven games and upped his NFL-high total to 9.0 on the year. Defensive back Ronald Darby added a game-high eight solo tackles and safety Corey Graham added three passes defended.

Wide receiver Brandon Tate added 71 total return yards and 31 yards receiving.

Running back Jay Ajayi led the Dolphins with 214 yards rushing and one score. Kenny Stills added five catches for 100 yards, including a 66-yard receiving touchdown, and WR Jarvis Landry had 78 yards through the air. Cameron Wake had a game-high 1.5 sacks for the Dolphins, who had four total as a team.

TEAM	1	2	3	4	Final
BILLS	3	7	7	8	25
DOLPHINS	3	3	8	14	28

TEAM	QTR.	TIME	SCORING PLAY	DRIVE	SCORE
Dolphins	1	7:28	A.Franks 36 yd. Field Goal	15-64, 7:32	0-3
Bills	1	0:49	D.Carpenter 29 yd. Field Goal	6-20, 1:59	3-3
Bills	2	11:47	T.Taylor 10 yd. run (D.Carpenter kick)	7-40, 2:50	10-3
Dolphins	2	3:47	A.Franks 33 yd. Field Goal	12-58, 8:00	10-6
Bills	3	5:51	M.Goodwin 67 yd. pass from T.Taylor (D.Carpenter kick)	1-67, 0:09	17-6
Dolphins	3	0:18	J.Ajayi 4 yd. run (R.Tannehill-J.Landry pass)	10-75, 5:33	17-14
Dolphins	4	3:56	D.Williams 12 yd. run (A.Franks kick)	6-64, 3:49	17-21
Dolphins	4	2:24	K.Stills 66 yd. pass from R.Tannehill (A.Franks kick)	3-70, 1:03	17-28
Bills	4	0:14	R.Bush 1 yd. run (T.Taylor-R.Bush pass)	13-75, 2:10	25-28

**BUF**      **MIA**

First Downs	16	26
Rushes-Yards	22-67	41-256
Net Passing Yards	200	198
Total Net Yards	267	454
Passing (A-C-I)	28-14-0	25-15-0
Sacked by Opp.	4-21	1-6
Punts-Average	7-41.1	5-25.0
Fumbles-Lost	0-0	0-0
Penalties	6-45	13-116
Time of Poss.	22:58	37:02

**RUSHING**

**DOLPHINS:** J. Ajayi 28-214; R. Tannehill 6-21; D. Williams 4-16; A. Foster 3-5

**BILLS:** T. Taylor 7-35; M. Gillislee 5-20; L. McCoy 8-11; R. Bush; J. Felton

**PASSING**

**DOLPHINS:** R. Tannehill 15-25, 204, 1 TD

**BILLS:** T. Taylor 14-28, 221, 1 TD

**RECEIVING**

**DOLPHINS:** K. Stills 5-100; J. Landry 5-78; D. Parker 3-20; A. Foster 1-4; J. Ajayi 1-2

**BILLS:** M. Goodwin 4-93; B. Tate 2-31; C. Clay 2-29; J. Hunter 2-25; W. Powell 2-23; R. Bush 1-13; N. O'Leary 1-7

**REGULAR SEASON WEEK 8 – Bills 25, Patriots 41**  
**October 30, 2016 – New Era Field – 70,442**

The Buffalo Bills were defeated by the New England Patriots, 41-25, at New Era Field to fall to 4-4 at the midway point of the season.

Running back Mike Gillislee ran for a season-high 85 rushing yards to pace a 167 yard rushing performance for the Bills, which included four rushers having a carry of over 10 yards. Quarterback Tyrod Taylor threw for 183 yards and added a career-long touchdown run of 26 yards. Wide-out Walter Powell had a career-high 59 receiving yards and RB Reggie Bush added a season-high 94 all-purpose yards for the Bills.

On the defensive side of the ball, LB Zach Brown added 11 tackles to push his season-total an NFL-high 87, 13 more than the next best tackler. Rookie Shaq Lawson added his first career sack in his first home game, LB Preston Brown contributed his first career sack, DT Marcell Dareus added a sack in his first game of the year and LB Zach Brown and DT Kyle Williams had sacks to lead the Buffalo defense.

New England was anchored by Tom Brady's 315 passing yards and four touchdowns on the day. Tight end Rob Gronkowski caught five passes for 109 yards and a touchdown, WR Chris Hogan hauled in four passes for 91 yards and a score and DE Trey Flowers chipped in a game-high two sacks for the winning side.

TEAM	1	2	3	4	Final
BILLS	3	7	7	8	25
PATRIOTS	14	10	14	3	41

TEAM	QTR.	TIME	SCORING PLAY	DRIVE	SCORE
Bills	1	11:05	D.Carpenter 23 yd. Field Goal	10-70, 3:55	3-0
Patriots	1	4:35	D.Amendola 9 yd. pass from T.Brady (S.Gostkowski kick)	14-70, 6:30	3-7
Patriots	1	1:33	C.Hogan 53 yd. pass from T.Brady (S.Gostkowski kick)	3-45, 2:08	3-14
Bills	2	6:26	M.Gillislee 3 yd. run (D.Carpenter kick)	5-59, 2:14	10-14
Patriots	2	4:18	R.Gronkowski 53 yd. pass from T.Brady (S.Gostkowski kick)	4-79, 2:08	10-21
Patriots	2	0:00	S.Gostkowski 51 yd. Field Goal	5-28, 0:27	10-24
Patriots	3	14:00	J.Edelman 12 yd. pass from T.Brady (S.Gostkowski kick)	2-24, 1:00	10-31
Bills	3	7:57	T.Taylor 26 yd. run (D.Carpenter kick)	13-75, 6:03	17-31
Patriots	3	3:05	L.Blount 1 yd. run (S.Gostkowski kick)	12-75, 4:52	17-38
Patriots	4	7:06	S.Gostkowski 32 yd. Field Goal	13-76, 7:49	17-41
Bills	4	0:30	J.Williams 1 yd. run (E.Manuel-N.O'Leary pass)	6-66, 1:56	25-41

**BUF**      **NE**

First Downs	25	23
Rushes-Yards	26-167	23-72
Net Passing Yards	209	285
Total Net Yards	376	357
Passing (A-C-I)	40-20-0	33-22-0
Sacked by Opp.	2-9	5-30
Punts-Average	3-43.7	3-44.7
Fumbles-Lost	2-0	1-0
Penalties	12-84	10-116
Time of Poss.	30:09	29:51

**RUSHING**

**PATRIOTS:** L. Blount 18-43; J. White 2-15; T. Brady 1-15; J. Edelman 1-0; J. Garoppolo 1-minus-1

**BILLS:** M. Gillislee 12-85; T. Taylor 5-48; C. Schmidt 1-16; B. Tate 1-14; J. Williams 5-12; R. Bush 2-minus-8

**PASSING**

**PATRIOTS:** T. Brady 22-33, 315 yards, 4 TD's

**BILLS:** T. Taylor 19-38, 183 yards; E. Manuel 1-2, 35 yards

**RECEIVING**

**PATRIOTS:** R. Gronkowski 5-109, C. Hogan 4-91, J. Edelman 4-37, M. Bennett 4-35, D. Amendola 3-29, J. White 2-14

**BILLS:** W. Powell 3-59, R. Woods 4-50, R. Bush 2-34, J. Felton 2-26, B. Tate 2-17, N. O'Leary 1-10, M. Gillislee 3-9, J. Hunter 1-7, C. Clay 1-6

**REGULAR SEASON WEEK 9 – Bills 25, Seahawks 31**  
**November 7, 2016 – CenturyLink Field – 69,084**

The Buffalo Bills dropped a tightly contested match versus the Seattle Seahawks on their only Monday Night Football appearance of the season, losing 31-25 on the road. With the loss, the Bills head into the bye week at 4-5.

Buffalo racked up 425 total net yards of offense and scored on their first play from scrimmage for the first time since the 1998 season. LeSean McCoy paced a 162-yard team rushing performance with a game-high 85 yards, QB Tyrod Taylor added 43 yards and a touchdown on the ground and RB Mike Gillislee had 32 yards rushing and a score for the Bills. McCoy also chipped in 35 receiving yards to finish the day with over 100 yards from scrimmage.

Taylor threw for 289 yards, his second highest total ever, and a touchdown to WR Justin Hunter, who is tied with WR Marquise Goodwin with a team-high three TDs on the season. Robert Woods caught a career-high 10 passes for a career-high 162 yards and Goodwin racked up 43 receiving yards of his own.

On the other side of the line of scrimmage, LB Lorenzo Alexander notched his NFL-leading 10<sup>th</sup> sack of the season, DT Kyle Williams added a sack, rookie DE Shaq Lawson had a sack for his second consecutive game and LB Jerry Hughes registered a sack and blocked punt on the day.

Seattle was led by QB Russell Wilson, who completed 77% of his passes for 282 yards and two touchdowns. Tight end Jimmy Graham recorded eight catches for 103 yards and two TDs, WR Doug Baldwin caught six passes for 89 yards and LB Bobby Wagner was responsible for 16 tackles and 0.5 sacks.

TEAM	1	2	3	4	Final
BILLS	14	3	0	8	25
SEAHAWKS	7	21	0	3	31

TEAM	QTR.	TIME	SCORING PLAY	DRIVE	SCORE
Bills	1	13:32	T.Taylor 3 yd. run (D.Carpenter kick)	1-3, 0:04	7-0
Seahawks	1	12:21	R.Wilson 3 yd. run (S.Hauschka kick)	3-58, 1:11	7-7
Bills	1	2:21	J.Hunter 5 yd. pass from T.Taylor (D.Carpenter kick)	17-75, 10:00	14-7
Seahawks	2	14:54	J.Graham 17 yd. pass from R.Wilson (S.Hauschka kick)	5-65, 2:27	14-14
Bills	2	9:32	D.Carpenter 31 yd. Field Goal	12-62, 5:22	17-14
Seahawks	2	4:29	C.Michael 3 yd. run (S.Hauschka kick)	3-40, 1:42	17-21
Seahawks	2	1:00	J.Graham 18 yd. pass from R.Wilson (S.Hauschka kick)	6-68, 1:19	17-28
Bills	4	14:26	M.Gillislee 1 yd. run (T.Taylor run)	13-82, 6:49	25-28
Seahawks	4	9:49	S.Hauschka 49 yd. Field Goal	8-44, 4:37	25-31

	BUF	SEA
First Downs	30	19
Rushes-Yards	38-162	12-33
Net Passing Yards	263	245
Total Net Yards	425	278
Passing (A-C-I)	27-39-1	20-26-0
Sacked by Opp.	5-26	4-37
Punts-Average	3-32.7	4-35.5
Fumbles-Lost	0-0	0-0
Penalties	11-115	10-75
Time of Poss.	40:17	19:43

**RUSHING**

**SEAHAWKS:** T. Lockett 1-13; R. Wilson 3-10; C. Prosis 3-9; C. Michael 5-1  
**BILLS:** L. McCoy 21-85; T. Taylor 8-43; M. Gillislee 8-32; J. Felton 1-2

**PASSING**

**SEAHAWKS:** R. Wilson 20-26, 282 yards, 2 TDs  
**BILLS:** T. Taylor 27-38, 289 yards, 1 TD, 1 INT

**RECEIVING**

**SEAHAWKS:** J. Graham 8-103; D. Baldwin 6-89; J. Kears 2-36; T. Lockett 1-17; B. Williams 1-16; P. Richardson 1-15; C. Prosis 1-6  
**BILLS:** R. Woods 10-162; M. Goodwin 4-43; L. McCoy 4-35; R. Bush 2-22; C. Clay 3-9; W. Powell 1-9; J. Hunter 1-5; M. Gillislee 2-6

**REGULAR SEASON WEEK 11 – Bills 16, Bengals 12**  
**November 20, 2016 – Paul Brown Stadium – 61,356**

The Buffalo Bills used an effective rushing attack and stingy defensive performance to top the Cincinnati Bengals 16-12 at Paul Brown Stadium. The win pulls the Bills even at 5-5 with four of the next five games at home.

RB Mike Gillislee stepped in for an injured LeSean McCoy and rushed for 72 yards on 14 carries. Before leaving the game, McCoy rushed for 33 yards and a touchdown and QB Tyrod Taylor chipped in 39 rushing yards to pace a 183-yard day.

Taylor had an efficient day through the air, spreading 19 completions and 166 yards amongst seven different receivers. WR Brandon Tate had a team-high and season-high 48 receiving yards, WR Robert Woods had 41 receiving yards in the first quarter and TE Charles Clay caught five passes for 23 yards.

Defensively, LB Zach Brown notched 12 tackles to push his season-total to a career-high 101 on the season. CB Stephon Gilmore recorded two interceptions for the second time this season, becoming the first Bill since Jairus Byrd in 2009 to record multiple 2+ INT games in a season, and added six tackles. Marcell Dareus and Adolphus Washington split a sack on the game's first play and the defense pitched a second half shutout to preserve the victory.

Cincinnati was led by QB Andy Dalton, who threw and ran for a touchdown. RB Jeremy Hill had a team-high 62 rushing yards, WR Tyler Boyd caught six passes for a game-high 54 yards and his first career touchdown and LB Vontaze Burfict had a game-high 13 tackles to go along with one sack.

TEAM	1	2	3	4	Final
BILLS	7	3	3	3	16
BENGALS	6	6	0	0	12

TEAM	QTR.	TIME	SCORING PLAY	DRIVE	SCORE
Bills	1	8:52	L.McCoy 7 yd. run (D.Carpenter kick)	8-75, 4:23	7-0
Bengals	1	2:34	A.Dalton 2 yd. run (kick failed, hru)	13-75, 6:18	7-6
Bills	2	9:03	D.Carpenter 26 yd. Field Goal	4-5, 2:05	10-6
Bengals	2	3:10	T.Boyd 1 yd. pass from A.Dalton (kick failed, hru)	13-66, 5:53	10-12
Bills	3	10:25	D.Carpenter 54 yd. Field Goal	8-32, 4:35	13-12
Bills	4	12:05	D.Carpenter 20 yd. Field Goal	15-88, 8:12	16-12

	BUF	CIN
First Downs	20	23
Rushes-Yards	34-183	27-93
Net Passing Yards	159	207
Total Net Yards	425	278
Passing (A-C-I)	19-27-1	24-43-2
Sacked by Opp.	2-7	1-0
Punts-Average	5-38.4	6-44.5
Fumbles-Lost	1-0	2-0
Penalties	9-75	4-25
Time of Poss.	32:11	27:49

**RUSHING**

**BENGALS:** J. Hill 16-62; G. Bernard 7-21; A. Dalton 4-10  
**BILLS:** M. Gillislee 14-72; T. Taylor 9-39; L. McCoy 5-33; J. Williams 4-26; P. Harvin 1-11; J. Felton 1-2

**PASSING**

**BENGALS:** A. Dalton 24-43, 207 yards, 1 TD, 2 INTs  
**BILLS:** T. Taylor 19-27, 166 yards, 1 INT

**RECEIVING**

**BENGALS:** T. Boyd 6-54; G. Bernard 5-40; T. Eifert 3-37; B. LaFell 4-32; J. Wright 2-22; R. Burkhead 1-14; A. Erickson 1-7; J. Hill 1-1  
**BILLS:** B. Tate 2-48; R. Woods 3-41; C. Clay 5-23; R. Bush 2-21; M. Goodwin 2-15; L. McCoy 2-12; P. Harvin 2-6

**REGULAR SEASON WEEK 12 – Bills 28, Jaguars 21**  
**November 27, 2016 – New Era Field – 67,849**

The Buffalo Bills used a strong second-half performance to defeat the Jacksonville Jaguars, 28-21, at New Era Field Sunday. The win propels Buffalo to 6-5 and leaves them in the thick of the playoff hunt with five games remaining.

LeSean McCoy took his first carry of the third quarter for a career-long 75-yard touchdown run to spark the Buffalo offense. Shady finished the game with 103 yards and two scores on the ground, his 30<sup>th</sup> career 100-yard rushing game and seventh as a Bill, while adding 31 receiving yards for 134 total yards of offense.

Bills QB Tyrod Taylor added a score in the air and on the ground for the third time this season and WR Sammy Watkins returned from the IR list to have a game-high 80 receiving yards, including a 62-yard reception in the third quarter. Justin Hunter caught his fourth touchdown pass of the season in the fourth quarter, which served as the eventual game-winner.

Marcell Dareus added a pair of sacks for the Bills to push his sack-streak to three games this season. Linebacker Preston Brown had a game-high 12 tackles and the Bills recorded four passes defended while allowing a season-low 118 net passing yards.

Jacksonville QB Blake Bortles rushed for a career-high 81 yards and tossed two touchdowns to lead the Jacksonville offense, which rushed for a total of 183 yards. Wide receiver Marqise Lee caught four passes for a team-high 37 yards and a touchdown and Malik Jackson led the Jaguars' five-sack performance with two of his own.

TEAM	1	2	3	4	Final
BILLS	0	6	14	8	28
JAGUARS	7	0	7	7	21

TEAM	QTR.	TIME	SCORING PLAY	DRIVE	SCORE
Jags	1	8:15	C.Ivory 2 yd. run (J.Myers kick)	11-75, 6:45	7-0
Bills	2	0:20	L.McCoy 7 yd. run (kick failed, wl)	5-22, 1:04	7-6
Bills	3	14:47	L.McCoy 75 yd. run (D.Carpenter kick)	1-75, 0:13	7-13
Jags	3	9:26	M.Lee 20 yd. pass from B.Bortles (J.Myers kick)	11-65, 5:21	14-13
Bills	3	3:00	T.Taylor 7 yd. run (D.Carpenter kick)	4-75, 1:34	14-20
Jags	4	14:52	A.Hurns 12 yd. pass from B.Bortles (J.Myers kick)	7-65, 3:08	21-20
Bills	4	10:46	J.Hunter 16 yd. pass from T.Taylor (L.McCoy run)	8-76, 4:06	21-28

	BUF	JAX
First Downs	15	20
Rushes-Yards	29-153	37-183
Net Passing Yards	151	118
Total Net Yards	304	301
Passing (A-C-I)	18-12-0	26-13-0
Sacked by Opp.	5-15	2-18
Punts-Average	6-44.0	6-45.5
Fumbles-Lost	0-0	2-0
Penalties	6-31	6-60
Time of Poss.	26:25	33:35

**RUSHING**

**JAGUARS:** B. Bortles 8-81; C. Ivory 9-44; D. Robinson 13-39; T. Yeldon 6-17; M. Lee 1-2

**BILLS:** L. McCoy 19-103; T. Taylor 7-38; J. Williams 3-12

**PASSING**

**JAGUARS:** B. Bortles 13-26, 126 yards, 2 TDs

**BILLS:** T. Taylor 12-18, 166 yards, 1 TD

**RECEIVING**

**JAGUARS:** M. Lee 4-37; A. Robinson 2-24; B. Koyack 2-23; N. Sterling 2-16; A. Hurns 1-12; C. Ivory 1-11; T. Yeldon 1-3

**BILLS:** S. Watkins 3-80; L. McCoy 2-31; C. Clay 2-17; J. Hunter 1-16; M. Goodwin 2-13; B. Tate 1-8; W. Powell 1-1

**REGULAR SEASON WEEK 13 – Bills 24, Raiders 38**  
**December 4, 2016 – Oakland-Alameda County Coliseum – 54,759**

A 212-yard rushing performance was not enough to lift the Buffalo Bills over the Oakland Raiders, falling 38-24 at Oakland-Alameda County Coliseum. With the loss, Buffalo heads into a three-game homestand with a 6-6 record.

LeSean McCoy ran for a game-high 130 yards on only 17 carries for a 7.6 yards per carry average. Mike Gillislee ran for 49 yards and two scores and QB Tyrod Taylor rushed for 30 yards and one touchdown on the day.

McCoy led the Bills with seven receptions for 61 yards, WR Sammy Watkins snagged three passes for 38 yards and WR Marquise Goodwin hauled in four passes for 35 yards.

Corey Graham had a game-high 11 tackles and one pass defended and DT Kyle Williams and LB Zach Brown each recorded nine tackles for Buffalo's defense.

The Raiders were led by QB Derek Carr, who helped erase a 15-point second-half deficit and rattle off 29 consecutive points for the victory. Carr finished with 260 yards passing and two touchdowns, WR Michael Crabtree caught seven passes for 74 yards and a touchdown, WR Amari Cooper caught two passes for 59 yards and a score and RB Latavius Murray ran for 82 yards and two touchdowns. Defensively, LB Khalil Mack had a sack and a forced fumble, S Nate Allen recorded an interception and LB Perry Riley had a team-high 10 tackles.

TEAM	1	2	3	4	Final
BILLS	3	7	14	0	24
RAIDERS	3	6	14	15	38

TEAM	QTR.	TIME	SCORING PLAY	DRIVE	SCORE
Bills	1	8:02	D.Carpenter 27 yd. Field Goal	10-72, 4:10	3-0
Raiders	1	4:35	S.Janikowski 47 yd. Field Goal	8-46, 3:27	3-3
Bills	2	13:28	M.Gillislee 1 yd. run (D.Carpenter kick)	11-80, 6:07	10-3
Raiders	2	2:56	S.Janikowski 41 yd. Field Goal	11-38, 4:24	10-6
Raiders	2	0:00	S.Janikowski 47 yd. Field Goal	5-57, 0:30	10-9
Bills	3	14:03	T.Taylor 12 yd. run (D.Carpenter kick)	2-66, 0:57	17-9
Bills	3	9:01	M.Gillislee 2 yd. run (D.Carpenter kick)	10-54, 4:10	24-9
Raiders	3	5:17	M.Crabtree 3 yd. pass from D.Carr (S.Janikowski kick)	9-75, 3:44	24-16
Raiders	3	0:57	L.Murray 1 yd. run (S.Janikowski kick)	5-38, 3:03	24-23
Raiders	4	14:08	A.Cooper 37 yd. pass from D.Carr (S.Janikowski kick)	5-59, 0:40	24-30
Raiders	4	8:34	L.Murray 3 yd. run (D.Carr-S.Roberts pass)	4-16, 2:11	24-38

	BUF	OAK
First Downs	24	24
Rushes-Yards	30-212	32-139
Net Passing Yards	170	260
Total Net Yards	382	399
Passing (A-C-I)	35-18-1	35-19-0
Sacked by Opp.	4-21	0
Punts-Average	5-39.8	5-44.2
Fumbles-Lost	1-1	0-0
Penalties	8-73	7-65
Time of Poss.	30:15	29:45

**RUSHING**

**RAIDERS:** L. Murray 20-82; J. Richard 9-53; D. Carr 2-4; A. Cooper 1-0

**BILLS:** L. McCoy 17-130; M. Gillislee 8-49; T. Taylor 3-30; R. Bush 1-3; J. Felton 1-0

**PASSING**

**RAIDERS:** D. Carr 19-35, 260 yards, 2 TDs

**BILLS:** T. Taylor 18-35, 191 yards, 1 INT

**RECEIVING**

**RAIDERS:** M. Crabtree 7-74; A. Cooper 2-59; M. Rivera 3-57; L. Murray 2-23; S. Roberts 2-18; C. Walford 1-18; T. Jones 1-11

**BILLS:** L. McCoy 7-61; S. Watkins 3-38; M. Goodwin 4-35; J. Hunter 1-22; G. Christian 1-14; B. Tate 1-13; N. O'Leary 1-8





Valles, Max	0/0	PS	PS	PS	PS	PS	PS	PS	PS	PS	PS	PS	PS
Washington, Adolphus	12/8	DE	DE	DE	DE	DE	P	DE	P	P	DE	DE	DE
Washington, Corey	1/0	---	---	---	---	PS	PS	PS	---	---	---	---	P
Watkins, Sammy	4/4	WR	WR	IL	R	R	R	R	R	R	R	WR	WR
White, Corey	11/1	P	P	CB	P	IL	P	P	P	P	P	P	P
Wilder Jr., James	0/0	R	R	R	R	R	R	R	R	R	R	R	R
Williams, Aaron	7/4	P	P	S	S	S	S	S	IL	R	R	R	R
Williams, Duke	9/2	S	S	P	P	P	P	P	P	P	---	---	---
Williams, Jonathan	7/0	IL	IL	P	DNP	IL	P	IL	P	P	P	P	P
Williams, Kyle	12/12	DT	DT	DT	DT	DT	DT	DT	DT	DT	DT	DT	DT
Wood, Eric	9/9	C	C	C	C	C	C	C	C	C	R	R	R
Woods, Robert	9/8	WR	WR	WR	WR	WR	WR	IL	P	WR	WR	IL	IL
Worthy, Jerel	10/0	P	P	P	P	P	P	P	IL	P	P	P	IL

**LEGEND:  
List**

**P - Played                    DNP - Did Not Play    IR - Injured Reserve    DNR – Did Not Report    X – Roster Exempt**

**PS - Practice Squad            IL - Inactive List            R – Reserve            PSI – Practice Squad Injured**  
**SUS-Suspended    PUP – Physically Unable to Perform            NFI – Non-Football Injury**  
**(---) = Not on Team            DNR – Did Not Report            PSI – Practice Squad Injured**

**WEEK 13 / THROUGH MONDAY, DECEMBER 5, 2016**

**OFFENSE Buff.**

GAMES (Won-Lost)	6-6
FIRST DOWNS	241
Rushing	105
Passing	112
Penalty	24
YDS GAINED (tot)	4121
Avg per Game	343.4
RUSHING (net)	1943
Avg per Game	161.9
Rushes	357
Yards per Rush	5.4
PASSING (net)	2178
Avg per Game	181.5
Passes Att.	354
Completed	213
Pct Completed	60.2
Yards Gained	2337
Sacked	35
Yards Lost	159
Had intercepted	5
Yards Opp Ret	32
Opp TDs on Int	0
PUNTS	57
Avg Yards	42.1
PUNT RETURNS	20
Avg Return	11.1
Returned for TD	0
KICKOFF RETURNS	27
Avg Return	21.6
Returned for TD	0
PENALTIES	95
Yards Penalized	837
FUMBLES BY	12
Fumbles Lost	3
Opp Fumbles	20
Opp Fum Lost	6
POSS. TIME (avg)	29:20
TOUCHDOWNS	37
Rushing	23
Passing	11
Returns	3
EXTRA-PT KICKS	30/33
2-PT CONVERSIONS	4/4
FIELD GOALS/FGA	15/19
POINTS SCORED	305

**DEFENSE Buff.**

POINTS ALLOWED	274
OPP FIRST DOWNS	258
Rushing	83
Passing	145
Penalty	30
OPP YARDS GAINED	4160
Avg per Game	346.7
OPP RUSHING(net)	1395
Avg per Game	116.3
Rushes	337
Yards per Rush	4.1
OPP PASSING(net)	2765
Avg per Game	230.4

Passes Att.	392
Completed	236
Pct Completed	60.2
Sacked	33
Yards Lost	211
INTERCEPTED BY	8
Yards Returned	148
Returned for TD	1
OPP PUNT RETURNS	26
Avg return	6.2
OPP KICKOFF RET	36
Avg return	20.9
OPP TOUCHDOWNS	30
Rushing	15
Passing	15
Returns	0

**WEEK 13 / THROUGH MONDAY, DECEMBER 5, 2016**

TEAM RANKINGS

**American Football Conference**

**Offense                      Defense**

**Total Rush Pass Total Rush Pass**

Buff.	9	*1	16	6	11	5
-------	---	----	----	---	----	---

**National Football League**

**Offense                      Defense**

**Total Rush Pass Total Rush Pass**

Buff.	19	*1	32	12	26	8
-------	----	----	----	----	----	---

T = Tied for position

\* = League Leader

**WEEK 13 / THROUGH MONDAY, DECEMBER 5, 2016**

**AFC / TEAM/OFFENSE RANK**

Tm	(A)	(B)	(C)	(D)	(E)	(F)	(G)	(H)	(I)	(J)	(K)	(L)	(M)	(N)	(O)	(P)	(Q)
BUF	9	8	1	1	16	13	5	15	9	6	6	3	9	16	13	6	13t

**AFC / OPPONENT/DEFENSE RANK**

Tm	(A)	(B)	(C)	(D)	(E)	(F)	(G)	(H)	(I)	(J)	(K)	(L)	(M)	(N)	(O)	(P)	(Q)	(R)	(S)
BUF	6	6	11	8	5	9	9	1	13	13	1t	4	6	2	2	8	16	7	11

- (A) Total Yards per Game
- (B) Yards per Play
- (C) Rushing Yards per Game
- (D) Rushing Yards per Attempt
- (E) Passing Net Yards per Game
- (F) Passing Net Yards per Play
- (G) Passing, Percent Had Intercepted
- (H) Sacks per Pass Play
- (I) First Downs per Game
- (J) Third Down Efficiency
- (K) Fourth Down Efficiency
- (L) Punt Return Average
- (M) Kickoff Return Average
- (N) Gross Punting Average
- (O) Net Punting Average
- (P) Points per Game
- (Q) Field Goal Percentage
- (R) Points per Game Differential
- (S) Net Yards per Game Differential

**WEEK 13 / THROUGH MONDAY, DECEMBER 5, 2016**

**NFL / TEAM/OFFENSE RANK**

Tm	(A)	(B)	(C)	(D)	(E)	(F)	(G)	(H)	(I)	(J)	(K)	(L)	(M)	(N)	(O)	(P)	(Q)
BUF	19	15	1	1	32	28	8	31	18t	14	8	6	18	31	26	9	25t

- (A) Total Yards per Game
- (B) Yards per Play
- (C) Rushing Yards per Game
- (D) Rushing Yards per Attempt
- (E) Passing Net Yards per Game
- (F) Passing Net Yards per Play
- (G) Passing, Percent Had Intercepted
- (H) Sacks per Pass Play
- (I) First Downs per Game
- (J) Third Down Efficiency
- (K) Fourth Down Efficiency
- (L) Punt Return Average
- (M) Kickoff Return Average
- (N) Gross Punting Average
- (O) Net Punting Average
- (P) Points per Game
- (Q) Field Goal Percentage

**WEEK 13 / THROUGH MONDAY, DECEMBER 5, 2016**

**NFL / OPPONENT/DEFENSE RANK**

Tm	(A)	(B)	(C)	(D)	(E)	(F)	(G)	(H)	(I)	(J)	(K)	(L)	(M)	(N)	(O)	(P)	(Q)	(R)	(S)
BUF	12	12	26	16	8	15	17	1	25t	22	2t	6	11	3	3	17	31t	10	19

- (A) Total Yards per Game
- (B) Yards per Play
- (C) Rushing Yards per Game
- (D) Rushing Yards per Attempt
- (E) Passing Net Yards per Game
- (F) Passing Net Yards per Play
- (G) Passing, Percent Had Intercepted
- (H) Sacks per Pass Play
- (I) First Downs per Game
- (J) Third Down Efficiency
- (K) Fourth Down Efficiency
- (L) Punt Return Average
- (M) Kickoff Return Average
- (N) Gross Punting Average
- (O) Net Punting Average
- (P) Points per Game
- (Q) Field Goal Percentage
- (R) Points per Game Differential
- (S) Net Yards per Game Differential

**WEEK 13 / THROUGH MONDAY, DECEMBER 5, 2016**

**AFC / TOTAL OFFENSE**

Rank	Team	Total Rushing	Passing	Total Rushing	Passing
9)	Buffalo	4121	1943	2178	343.4 161.9 181.5

**AFC / TOTAL DEFENSE**

Rank	Team	Total Rushing	Passing	Total Rushing	Passing
6)	Buffalo	4160	1395	2765	346.7 116.3 230.4



WEEK 13 / THROUGH MONDAY, DECEMBER 5, 2016

NFL / TOTAL OFFENSE

Rank	Team	Total	Rushing	Passing	Total	Rushing	Passing
19)	Buffalo	4121	1943	2178	343.4	161.9	181.5

NFL / TOTAL DEFENSE

Rank	Team	Total	Rushing	Passing	Total	Rushing	Passing
12)	Buffalo	4160	1395	2765	346.7	116.3	230.4

WEEK 13 / THROUGH MONDAY, DECEMBER 5, 2016

AFC / TAKE-AWAYS, GIVE-AWAYS

Rank	Team	TAKE-AWAYS			GIVE-AWAYS			Net Diff
		Int	Fum	Total	Int	Fum	Total	
4)	Buffalo	8	6	14	5	3	8	= +6

NFL / TAKE-AWAYS, GIVE-AWAYS

Rank	Team	TAKE-AWAYS			GIVE-AWAYS			Net Diff
		Int	Fum	Total	Int	Fum	Total	
5t)	Buffalo	8	6	14	5	3	8	= +6

WEEK 13 / THROUGH MONDAY, DECEMBER 5, 2016

AFC / TEAM/OFFENSE INSIDE THE 20

Rank	Team	Poss	Pts	TD	TD%	FG	Score	Score%
3)	Buffalo	38	204	25	65.8	9	34	89.5

AFC / OPPONENTS/DEFENSE INSIDE THE 20

Rank	Team	Poss	Pts	TD	TD%	FG	Score	Score%
11)	Buffalo	38	190	22	57.9	12	34	89.5

NFL / TEAM/OFFENSE INSIDE THE 20

Rank	Team	Poss	Pts	TD	TD%	FG	Score	Score%
6)	Buffalo	38	204	25	65.8	9	34	89.5

NFL / OPPONENTS/DEFENSE INSIDE THE 20

Rank	Team	Poss	Pts	TD	TD%	FG	Score	Score%
19)	Buffalo	38	190	22	57.9	12	34	89.5

WEEK 13 / THROUGH MONDAY, DECEMBER 5, 2016

AFC / OFFENSE/TEAMS: FIRST DOWNS, THIRD DOWNS, FOURTH DOWNS

Rank	Team	FIRST DOWNS				THIRD DOWNS			FOURTH DOWNS		
		Total	Rush	Pass	Pen	Made	Att	Pct	Made	Att	Pct
9)	Buffalo	241	105	112	24	65	158	41.1	7	11	63.6

AFC / DEFENSE/OPPONENTS: FIRST DOWNS, THIRD DOWNS, FOURTH DOWNS

Rank	Team	FIRST DOWNS				THIRD DOWNS			FOURTH DOWNS		
		Total	Rush	Pass	Pen	Made	Att	Pct	Made	Att	Pct
13)	Buffalo	258	83	145	30	64	155	41.3	2	10	20.0

WEEK 13 / THROUGH MONDAY, DECEMBER 5, 2016

NFL / OFFENSE/TEAMS: FIRST DOWNS, THIRD DOWNS, FOURTH DOWNS

Rank	Team	FIRST DOWNS				THIRD DOWNS			FOURTH DOWNS		
		Total	Rush	Pass	Pen	Made	Att	Pct	Made	Att	Pct
18t)	Buffalo	241	105	112	24	65	158	41.1	7	11	63.6

NFL / DEFENSE/OPPONENTS: FIRST DOWNS, THIRD DOWNS, FOURTH DOWNS

Rank	Team	FIRST DOWNS				THIRD DOWNS			FOURTH DOWNS		
		Total	Rush	Pass	Pen	Made	Att	Pct	Made	Att	Pct
25t)	Buffalo	258	83	145	30	64	155	41.3	2	10	20.0

WEEK 13 / THROUGH MONDAY, DECEMBER 5, 2016

AFC / FIRST-DOWN PLAYS BY TEAMS

Rank	Team	Yds/Play	Plays	Yards
4)	Buffalo	5.65	330	1865

AFC / FIRST-DOWN PLAYS BY OPPONENTS

Rank	Team	Yds/Play	Plays	Yards
12)	Buffalo	5.52	350	1931

WEEK 13 / THROUGH MONDAY, DECEMBER 5, 2016

NFL / FIRST-DOWN PLAYS BY TEAMS

Rank	Team	Yds/Play	Plays	Yards
11)	Buffalo	5.65	330	1865

NFL / FIRST-DOWN PLAYS BY OPPONENTS

Rank	Team	Yds/Play	Plays	Yards
20)	Buffalo	5.52	350	1931

WEEK 13 / THROUGH MONDAY, DECEMBER 5, 2016

AFC / KICKOFFS (Receiving Team)

Rank	Team	TotKO	AdjKO	TB	TB%	EZ	EZ%	OB	I20	Avg.Start
9)	Buffalo	61	61	34	55.7	48	78.7	0	7	24.5

AFC / KICKOFFS (Kicking Team)

Rank	Team	TotKO	AdjKO	TB	TB%	EZ	EZ%	OB	I20	Avg.Start
16)	Buffalo	64	61	26	42.6	41	64.1	0	12	25.8

Note: Average team drive start DOES NOT include onside kicks or kickoffs at the end of a half unless either kickoff is returned for a touchdown. All other kickoffs (returned kickoffs, fair catches, touchback and kickoffs out of bounds) are included. Kickoffs resulting in the kicking team retaining possession are not included.

ADJ KO: Adjusted kickoffs are used to compute the Avg. Team Drive Start.

I20: The number of drives that start inside (not including) the 20 yd line.

WEEK 13 / THROUGH MONDAY, DECEMBER 5, 2016

NFL / KICKOFFS (Receiving Team)

Rank	Team	TotKO	AdjKO	TB	TB%	EZ	EZ%	OB	I20	Avg.Start
------	------	-------	-------	----	-----	----	-----	----	-----	-----------

18) Buffalo 61 61 34 55.7 48 78.7 0 7 24.5

Note: Average opponent drive start DOES NOT include onside kicks or kickoffs at the end of a half unless either kickoff is returned for a touchdown. All other kickoffs (returned kickoffs, fair catches, touchback and kickoffs out of bounds) are included. Kickoffs resulting in the kicking team retaining possession are not included.

ADJ KO: Adjusted kickoffs are used to compute the Avg. Team Drive Start.

I20: The number of drives that start inside (not including) the 20 yd line.

WEEK 13 / THROUGH MONDAY, DECEMBER 5, 2016

NFL / KICKOFFS (Kicking Team)

Rank	Team	TotKO	AdjKO	TB	TB%	EZ	EZ%	OB	I20	Avg.Start
28)	Buffalo	64	61	26	42.6	41	64.1	0	12	25.8

WEEK 13 / THROUGH MONDAY, DECEMBER 5, 2016

100-Yard Receiving Games

162, Woods, BUF at SEA 11/07 (10 rec., 0 TD)  
112, Goodwin, BUF vs. NYJ 09/15 (2 rec., 1 TD)

WEEK 13 / THROUGH MONDAY, DECEMBER 5, 2016

100-Yard Rushing Games

150, McCoy, BUF at LA 10/09 (18 att., 0 TD)  
140, McCoy, BUF vs. SF 10/16 (19 att., 3 TD)  
130, McCoy, BUF at OAK 12/04 (17 att., 0 TD)  
110, McCoy, BUF vs. ARI 09/25 (17 att., 2 TD)  
103, McCoy, BUF vs. JAX 11/27 (19 att., 2 TD)

WEEK 13 / THROUGH MONDAY, DECEMBER 5, 2016

AFC / LEADING PASSERS

Player, Team	Att	Comp	Pct		Avg		Pct			Pct Rating	
			Comp	Yds	Gain	TD	TD	Long	Int	Int	Points
Taylor, Buf.	348	211	60.6	2292	6.59	11	3.2	84t	5	1.4	84.6

AFC / LEADING PASSERS, RANKS

Player, Team	Att	Comp	Pct		Avg		Pct			Pct Rating	
			Comp	Yds	Gain	TD	TD	Long	Int	Int	Points
Taylor, Buf.	12	12	12	15	13	13t	12		4t	6	12

WEEK 13 / THROUGH MONDAY, DECEMBER 5, 2016

AFC / FOURTH-QUARTER PASSING LEADERS

Rank	Player, Team	Att	Comp	Comp%	Yards	YPA	TD	TD%	Int	Int%	Rating
14)	Taylor, Buf.	82	44	53.7	481	5.87	4	4.9	2	2.4	77.3

AFC / THIRD-DOWN PASSING LEADERS

Rank	Player, Team	Att	Comp	Comp%	Yards	YPA	TD	TD%	Int	Int%	Rating
7)	Taylor, Buf.	94	53	56.4	652	6.94	5	5.3	2	2.1	86.8

WEEK 13 / THROUGH MONDAY, DECEMBER 5, 2016

AFC / LEADING RUSHERS

Rank	Player, Team	Att	Yards	Avg	Long	TD
4)	McCoy, Buf.	174	949	5.5	75t	9
16)	Taylor, Buf. (QB)	73	469	6.4	49	6

18) Gillislee, Buf. 64 375 5.9 44t 6

**AFC / THIRD-AND-ONE RUSHING LEADERS**

Rank	Player, Team	Att	FD	Pct
1t)	Gillislee, Buf.	7	7	100.0
10t)	Felton, Buf.	5	4	80.0

**WEEK 13 / THROUGH MONDAY, DECEMBER 5, 2016**

**AFC / LEADERS IN RECEPTIONS**

Rank	Player, Team	Rec	Yards	Avg	Long	TD
32t)	Woods, Buf.	42	493	11.7	29	1
43t)	Clay, Buf. (TE)	36	323	9.0	33	0
45t)	McCoy, Buf. (RB)	35	236	6.7	25	1

**WEEK 13 / THROUGH MONDAY, DECEMBER 5, 2016**

**AFC / RECEIVING YARDAGE LEADERS**

Rank	Player, Team	Yards	Rec	Avg	Long	TD
32)	Woods, Buf.	493	42	11.7	29	1

**WEEK 13 / THROUGH MONDAY, DECEMBER 5, 2016**

**AFC / THIRD-DOWN RECEIVING LEADERS**

Rank	Player, Team	Rec	Yards	Avg	Long	TD
29t)	Woods, Buf.	12	136	11.3	24	0
47t)	Clay, Buf. (TE)	8	89	11.1	33	0

**WEEK 13 / THROUGH MONDAY, DECEMBER 5, 2016**

**AFC / LEADING SCORERS, NONKICKERS**

Rank	Player, Team	TD	Rush	Rec	Ret	X2	Pts
6)	McCoy, Buf. (RB)	10	9	1	0	1	62
9t)	Gillislee, Buf. (RB)	7	6	1	0	0	42
15t)	Taylor, Buf. (QB)	6	6	0	0	1	38
37t)	Hunter, Mia.-Buf. (WR)	4	0	4	0	0	24

**WEEK 13 / THROUGH MONDAY, DECEMBER 5, 2016**

**AFC / LEADING SCORERS, KICKERS**

Rank	Player, Team	PAT	FG	Pct	Long	Pts
11)	Carpenter, Buf.	30/33	15/19	.789	54	75

**AFC / TOUCHBACKS ON KICKOFFS**

Rank	Player, Team	TB
15)	Carpenter, Buf.	19
17)	Gay, Buf.	7

**WEEK 13 / THROUGH MONDAY, DECEMBER 5, 2016**

**AFC / MOST YARDS FROM SCRIMMAGE**

Rank	Player, Team	Yards	Total		Rushing		Receiving				
			Att	Rec	Avg	Yards	Att	Avg	Yards	Rec	Avg
4)	McCoy, Buf. (RB)	1185		209	5.7	949	174	5.5	236	35	6.7

**WEEK 13 / THROUGH MONDAY, DECEMBER 5, 2016**

**AFC / LEADERS IN FIRST DOWNS**

Rank	Player, Team	Rush	Rec	Tot
8)	McCoy, Buf. (RB)	38	12	50
41t)	Woods, Buf. (WR)	1	27	28

46t) Gillislee, Buf. (RB)	25	1	26
48t) Taylor, Buf. (QB)	25	0	25

**WEEK 13 / THROUGH MONDAY, DECEMBER 5, 2016**

**AFC / LEADING PUNTERS**

Rank	Player, Team	No	Yards	Lg	Avg	TB	Blk	Dwn	OB	Ret	In	Net
16)	Schmidt, Buf.	57	2400	58	42.1	2	0	6	17	26	162	18 38.6

**AFC / LEADING PUNTERS, NET AVERAGE**

Rank	Player, Team	No	Yards	Lg	Avg	TB	Blk	Dwn	OB	Ret	In	Net
13)	Schmidt, Buf.	57	2400	58	42.1	2	0	6	17	26	162	18 38.6

**WEEK 13 / THROUGH MONDAY, DECEMBER 5, 2016**

**AFC / PUNT RETURN LEADERS**

Rank	Player, Team	Ret	FC	Yards	Avg	Long	TD
2)	Tate, Buf.	18	11	208	11.6	43	0

**AFC / KICKOFF RETURN LEADERS**

Rank	Player, Team	Ret	Yards	Avg	Long	TD
4)	Tate, Buf.	19	450	23.7	45	0

**WEEK 13 / THROUGH MONDAY, DECEMBER 5, 2016**

**AFC / LEADERS IN INTERCEPTIONS**

Rank	Player, Team	Int	Yards	Avg	Long	TD
3)	Gilmore, Buf.	4	104	26.0	49	0
14t)	Robey-Coleman, Buf.	2	44	22.0	41t	1

**WEEK 13 / THROUGH MONDAY, DECEMBER 5, 2016**

**AFC / LEADERS IN SACKS**

Rank	Player, Team	Sacks
2t)	Alexander, Buf. (LB)	10.0
17t)	Hughes, Buf. (LB)	5.0
30t)	Dareus, Buf. (NT)	3.5
30t)	K. Williams, Buf. (DE)	3.5
37t)	Z. Brown, Buf. (LB)	3.0

**WEEK 13 / THROUGH MONDAY, DECEMBER 5, 2016**

**AFC / FUMBLE RECOVERIES**

Rank	Player, Team	TotRec	OffRec	DefRec
3t)	Taylor, Buf.	3	3	0
11t)	P. Brown, Buf.	2	0	2

**WEEK 13 / THROUGH MONDAY, DECEMBER 5, 2016**

**AFC / OFFENSIVE FUMBLE RECOVERIES**

Rank	Player, Team	Ret	Yards	Avg	Long	TD
2t)	Taylor, Buf.	3	-3	-1.0	0	0

**AFC / DEFENSIVE FUMBLE RECOVERIES**

Rank	Player, Team	Ret	Yards	Avg	Long	TD
------	--------------	-----	-------	-----	------	----



5t) P. Brown, Buf. 2 0 0.0 0 0

**WEEK 13 / THROUGH MONDAY, DECEMBER 5, 2016**

**NFL / LEADING PASSERS**

Player, Team	Att	Comp	Comp Pct	Yds	Avg Gain	TD	Pct TD	Long	Int	Pct Int	Rating
Taylor, Buf.	348	211	60.6	2292	6.59	11	3.2	84t	5	1.4	84.6

**NFL / LEADING PASSERS, RANKS**

Player, Team	Att	Comp	Comp Pct	Yds	Avg Gain	TD	Pct TD	Long	Int	Pct Int	Rating
Taylor, Buf.	25	24	26	28	28	26t	24		8t	12	25

**WEEK 13 / THROUGH MONDAY, DECEMBER 5, 2016**

**NFL / FOURTH-QUARTER PASSING LEADERS**

Rank	Player, Team	Att	Comp	Comp%	Yards	YPA	TD	TD%	Int	Int%	Rating
27)	Taylor, Buf.	82	44	53.7	481	5.87	4	4.9	2	2.4	77.3

**NFL / THIRD-DOWN PASSING LEADERS**

Rank	Player, Team	Att	Comp	Comp%	Yards	YPA	TD	TD%	Int	Int%	Rating
17)	Taylor, Buf.	94	53	56.4	652	6.94	5	5.3	2	2.1	86.8

**WEEK 13 / THROUGH MONDAY, DECEMBER 5, 2016**

**NFL / LEADING RUSHERS**

Rank	Player, Team	Att	Yards	Avg	Long	TD
6)	McCoy, Buf.	174	949	5.5	75t	9
26)	Taylor, Buf. (QB)	73	469	6.4	49	6
34)	Gillislee, Buf.	64	375	5.9	44t	6

**WEEK 13 / THROUGH MONDAY, DECEMBER 5, 2016**

**NFL / THIRD-AND-ONE RUSHING LEADERS**

Rank	Player, Team	Att	FD	Pct
1t)	Gillislee, Buf.	7	7	100.0
19t)	Felton, Buf.	5	4	80.0

**WEEK 13 / THROUGH MONDAY, DECEMBER 5, 2016**

**NFL / LEADING SCORERS, NONKICKERS**

Rank	Player, Team	TD	Rush	Rec	Ret	X2	Pts
9)	McCoy, Buf. (RB)	10	9	1	0	1	62
20t)	Gillislee, Buf. (RB)	7	6	1	0	0	42
30t)	Taylor, Buf. (QB)	6	6	0	0	1	38

**WEEK 13 / THROUGH MONDAY, DECEMBER 5, 2016**

**NFL / LEADING SCORERS, KICKERS**

Rank	Player, Team	PAT	FG	Pct	Long	Pts
21)	Carpenter, Buf.	30/33	15/19	.789	54	75

**NFL / TOUCHBACKS ON KICKOFFS**

Rank	Player, Team	TB
28t)	Carpenter, Buf.	19
35t)	Gay, Buf.	7

**WEEK 13 / THROUGH MONDAY, DECEMBER 5, 2016**

**NFL / MOST YARDS FROM SCRIMMAGE**

Rank	Player, Team	Total		Rushing				Receiving		
		Yards	Att+Rec	Avg	Yards	Att	Avg	Yards	Rec	Avg
7)	McCoy, Buf. (RB)	1185	209	5.7	949	174	5.5	236	35	6.7

**WEEK 13 / THROUGH MONDAY, DECEMBER 5, 2016**

**NFL / LEADERS IN FIRST DOWNS**

Rank	Player, Team	Rush	Rec	Tot
14t)	McCoy, Buf. (RB)	38	12	50

**WEEK 13 / THROUGH MONDAY, DECEMBER 5, 2016**

**NFL / LEADING PUNTERS**

Rank	Player, Team	No	Yards	Lg	Avg	TB	Blk	Dwn	OB	Opp Ret In			Net
										Ret	Yds	20	
30)	Schmidt, Buf.	57	2400	58	42.1	2	0	6	17	26	162	18	38.6

**NFL / LEADING PUNTERS, NET AVERAGE**

Rank	Player, Team	No	Yards	Lg	Avg	TB	Blk	Dwn	OB	Opp Ret In			Net
										Ret	Yds	20	
25)	Schmidt, Buf.	57	2400	58	42.1	2	0	6	17	26	162	18	38.6

**WEEK 13 / THROUGH MONDAY, DECEMBER 5, 2016**

**NFL / PUNT RETURN LEADERS**

Rank	Player, Team	Ret	FC	Yards	Avg	Long	TD
5)	Tate, Buf.	18	11	208	11.6	43	0

**NFL / KICKOFF RETURN LEADERS**

Rank	Player, Team	Ret	Yards	Avg	Long	TD
8)	Tate, Buf.	19	450	23.7	45	0

**WEEK 13 / THROUGH MONDAY, DECEMBER 5, 2016**

**NFL / LEADERS IN INTERCEPTIONS**

Rank	Player, Team	Int	Yards	Avg	Long	TD
4t)	Gilmore, Buf.	4	104	26.0	49	0
23t)	Robey-Coleman, Buf.	2	44	22.0	41t	1

**WEEK 13 / THROUGH MONDAY, DECEMBER 5, 2016**

**NFL / LEADERS IN SACKS**

Rank	Player, Team	Sacks
3t)	Alexander, Buf. (LB)	10.0
39t)	Hughes, Buf. (LB)	5.0

**WEEK 13 / THROUGH MONDAY, DECEMBER 5, 2016**

**NFL / FUMBLE RECOVERIES**

Rank	Player, Team	TotRec	OffRec	DefRec
6t)	Taylor, Buf.	3	3	0

**NFL / OFFENSIVE FUMBLE RECOVERIES**

Rank	Player, Team	Ret	Yards	Avg	Long	TD
5t)	Taylor, Buf.	3	-3	-1.0	0	0

**NFL / DEFENSIVE FUMBLE RECOVERIES**

Rank	Player, Team	Ret	Yards	Avg	Long	TD
5t)	P. Brown, Buf.	2	0	0.0	0	0

WEEK 13 / THROUGH MONDAY, DECEMBER 5, 2016

Team/Offense Rank (Within League)

**BUF**

19	TYds/G
15	TYds/P
1	RYds/G
1	RshAvg
32	PsYd/G
28	PasAvg
8	%HdInt
31	Sac/PP
18t	1D/Gm
14	3D Eff
8	4D Eff
6	PR Avg
18	KR Avg
31	GPntAv
26	NPntAv
9	Pts/Gm
25t	FG%

Opponent/Defense Rank (Within League)

**BUF**

12	TYds/G
12	TYds/P
26	RYds/G
16	RshAvg
8	PsYd/G
15	PasAvg
17	%HdInt
1	Sac/PP
25t	1D/Gm
22	3D Eff
2t	4D Eff
6	PR Avg
11	KR Avg
3	GPntAv
3	NPntAv
17	Pts/Gm
31t	FG%

# BILLS POST-GAME NOTES

Sun., Dec. 4, 2016  
Bills (6-6) at Raiders (10-2)



3 8



2 4

**LIVIN' ON THE EDGE** - Today's loss snapped the Bills' 2-game winning streak and brought the team back to .500 for the season ... Buffalo has lost back-to-back games in series vs. Oakland for first time since a four-game skid between 1999 and 2005 ... Bills are now 17-21 all-time in regular season play vs. Raiders ... the Bills' are now winless in their last five road games in series, dating back to a win on 12/8/91 (30-27 OT) at the Los Angeles Memorial Coliseum; Buffalo is now 1-9 all-time at Oakland-Alameda County Coliseum, with the only win in the facility coming 11/24/66 (31-10), in its inaugural season ... The Bills are 6-6 for the 2<sup>nd</sup> straight season and have been at .500 or better in each of the last 3 seasons (7-5 in 2014) ... the Bills quest for their 400<sup>th</sup> regular season win resumes next week vs. Pit. ... Bills led 24-9 in 3<sup>rd</sup> qtr. before allowing 29 straight points, making this the 9<sup>th</sup> loss in team history despite having a lead of 15+ pts.; the last occasion was 1/1/12 at N.E. (led 21-0, lost 49-21).

**KEEPING THE SCOREBOARD OPERATOR BUSY** - With their 24-point output today, the Bills increased their season point total to 305 ... the figure is the 9<sup>th</sup> highest ever by a Bills team in its first 12 games, and are the most since the 2002 squad had 315.

**GROUND ATTACK KEEPS SCORING** - With 3 rushing TDs today, the Bills increased their season total to 23, which already ranks 3<sup>rd</sup> by Buffalo in single season, behind only 1975 (26) and 1964 (25) ... today was 8<sup>th</sup> loss in team history despite scoring 3 rushing TDs, 2<sup>nd</sup> this season (scored 3 on 10/30 vs. N.E. but lost 41-25).

**...AND A BUCK AND A HALF...** - With 212 rushing yds. today, the Bills gained 150+ on the ground for a 5<sup>th</sup> straight game ... the streak ties as the 3<sup>rd</sup> longest in club history (also had 5 straight in games 1-5, 1975), behind only a six-game streak in games 6-11, 1962 and a seven-game stretch between game 9, 1973 and game 1, 1974 ... the streak is the 2<sup>nd</sup> longest in the NFL this season, behind only Dallas' 6-game streak in games 3-8 ... today marked 3<sup>rd</sup> game this season in which Bills have gained 200+ rush yds. (208 vs. Ari. 9/25 and 313 vs. S.F. 10/16); club also had 3 such games in 2015 ... 212 rush yds. are most by Bills in a loss since gaining 240 in a 35-25 loss at Was., 12/20/15; today was 15<sup>th</sup> loss in Bills history despite logging 200+ rush yds.

**STILL STINGY ON GIVEAWAYS** - Despite allowing 2 giveaways today (on INT & fumble in 4<sup>th</sup> qtr.), the Bills have committed only 8 turnovers this season ... the figure ties the NFL record-low after 12 games, set by G.B. in 2014 and also matched this season by Det. (none today at N.O.) and N.E. (none today vs. L.A.).

35 MIKE GILLISLEE				RB, 3 <sup>RD</sup> YEAR (2 <sup>ND</sup> WITH BILLS), FLORIDA	
<b>RUSHING</b>	<b>ATT</b>	<b>YDS</b>	<b>TD</b>		Recorded <u>first multi-TD game of NFL career</u> ... Scored <u>TDs on 1-yd. rush</u> in 2 <sup>nd</sup> qtr. to put Bills up 10-3 and on 2-yd. plunge in 3 <sup>rd</sup> qtr. to provide Bills with 24-9 advantage ... has scored 9 overall TDs in career, 7 this season, extending new personal season high (3 in 2015) ... has scored TD in 3 of last 4 games played and in 5 of last 7 contests
Today	8	49	2		
Season	64	375	6		
Career	117	663	9		
With Bills	111	642	9		Multi-TD game is 4 <sup>th</sup> of season by a Bill (LeSean McCoy had first 3) ... first Bill to rush for 2 TDs in road game since Fred Jackson at Cle., 10/3/13
					Gillislee is 81 <sup>st</sup> different Bills player (249 <sup>th</sup> occasion) to record multi-TD game
					Has rushing attempts in 9 straight games played, extending career-long streak (had 5-game streak in games 12-16, 2015) ... has rush att. in 15 of 19 career games
					29-yd. rush in 1 <sup>st</sup> qtr. is longest since 44-yd. TD vs. S.F., 10/16/16
					64 rush att. and 375 rush yds. are personal season highs (had 47 for 267 in 2015)

88 MARQUISE GOODWIN				WR, 4 <sup>TH</sup> YEAR, TEXAS	
<b>RECEIVING</b>	<b>NO</b>	<b>YDS</b>	<b>TD</b>		4 rec. matched season-high (also had 4 at Mia. 10/23 and at Sea. 11/7) ... extended rec. streak to 10 games, continuing 2 <sup>nd</sup> rec. streak of career and extending career-long (had 4-game streak as rookie in games 8-11, 2013)
Today	4	35	0		
Season	24	364	3		
Career	44	713	6		24 rec. and 364 yds. in 2016 are both new personal season highs (had 17 for 283 as rookie in 2013)
					All 4 rec. today resulted in first down ... 33 of 42 career rec. (78.6%) have moved the chains

17 JUSTIN HUNTER				WR, 4 <sup>TH</sup> YEAR, TENNESSEE	
<b>RECEIVING</b>	<b>NO</b>	<b>YDS</b>	<b>TD</b>		22-yd. rec. helped set up FG on Bills first drive ... catch was 2 <sup>nd</sup> this season to cover 20+ yds. (had 30-yd. TD rec. vs. S.F. 10/16) ... has 20+ yd. rec. in 16 of the 36 games in which he has a catch
Today	1	22	0		
Season	8	109	4		
Career	76	1,225	12		Has rec. in 36 of 44 career games played ... rec. in 7 of 8 games played with Bills (held without rec. at Cin. 11/20)
					Today's rec. resulted in first down ... 57 of 76 career rec. (75.9%) have moved the chains

20 COREY GRAHAM					S, 10 <sup>TH</sup> YEAR (3 <sup>RD</sup> WITH BILLS), NEW HAMPSHIRE	
	<b>SACKS</b>	<b>INT</b>	<b>FF</b>	<b>FR</b>		Game-high <u>11 total tackles</u> ... 8 <sup>th</sup> game of NFL career with 10+ tackles, first since recording 11 vs. Dal., 12/27/15
Today	0.0	0	0	0		
Season	1.0	1	0	1		
Career	3.0	15	2*	4*		
With Bills	2.0	5	0	3*		

\* -not incl. 2 FF & 1 FR on spec. teams



25 LeSEAN McCOY				RB, 8 <sup>TH</sup> YEAR (2 <sup>ND</sup> WITH BILLS), PITTSBURGH
<b>RUSHING</b>	<b>ATT</b>	<b>YDS</b>	<b>TD</b>	<ul style="list-style-type: none"> <li> Game-high 130 rush yds. ... 31<sup>st</sup> career 100-yd. rushing game, 8<sup>th</sup> with Bills and 5<sup>th</sup> this season (had 110 vs. Ari. 9/25, 150 at L.A. 10/9, 140 vs. S.F. 10/16, and 103 vs. Jax. last week) ... 31 career 100-yd. games ranks 4<sup>th</sup> among active NFL players ... only players with more: Adrian Peterson (49), Chris Johnson (40), and Frank Gore (40)</li> <li> Along with 103 vs. Jax. last week, has 6<sup>th</sup> career streak of 100-yd. rushing games, 2<sup>nd</sup> this season (also in games 5-6 – 150 at L.A. 10/9 and 140 vs. S.F. 10/16) ... last time a Bill had 2 separate streaks of 100-yd. rushing games in one season was C.J. Spiller in 2012 (games 1-2 and 14-15)</li> <li> 9<sup>th</sup> Bill with 8+ 100-yd. rushing games in career ... today broke tie with Antowain Smith (7) to rank 9<sup>th</sup> in club history ... with next 100-yd. outing, will tie co-#7s Cookie Gilchrist and C.J. Spiller (10 each)</li> <li> First Bill with 5 games in season with 100 rush yds. since C.J. Spiller had 5 in 2012</li> <li> McCoy's teams are 27-4 when he has 100-yd. rushing game</li> <li> Raised career rushing yd. total to 8,636 ... figure now ranks 37<sup>th</sup> on league's all-time chart ... today moved past Jim Taylor (8,597) and Terry Allen (8,614) ... 476 behind #36 Marshawn Lynch (9,112)</li> <li> 1,844 rushing yds. with Bills remain 16<sup>th</sup> on club all-time list ... 327 behind #15 Curtis Brown (2,171)</li> <li> Has averaged 4.89 yds. per rush att. with Bills, the 2<sup>nd</sup> highest figure in team history (min. 200 att.), trailing only C.J. Spiller (4.97) (see list, left)</li> <li> Has gained 949 rush yds. in 2016 ... needs 51 for 5<sup>th</sup> career season with 1,000+</li> <li> Season rushing avg. of 5.45 ranks 6<sup>th</sup> on team chart (see list, left)</li> <li> 54-yd. rush to open 2<sup>nd</sup> half was 10<sup>th</sup> career rush to cover 50+ yds. ... along with 75-yd. scoring tote last week vs. Jax., is first Bill with 50+ yd. rush in back-to-back games since Mike Gillislee in games 14-15, 2015 (60-yd. TD at Was. 12/20 and 50-yd. TD vs. Dal. 12/27) ... first time in career with 50+ yd. rush in consecutive games ... also first career streak with 40+ yd. rushes</li> <li> Back-to-back games with 30+ yd. gain for 4<sup>th</sup> time in career and 2<sup>nd</sup> this season (also in games 5-6 – 53-yd. gain at L.A. 10/9 and 38-yd. rush vs. S.F. 10/16) ... 3 straight games with 20+ yd. gain (had 21-yd. rush at Cin. 11/20 and 75-yd. TD rush vs. Jax. last week); continues 11<sup>th</sup> streak of career and 3<sup>rd</sup> this season (also in games 2-3 and 5-6) ... streak is longest since 8-game streak with Phi. in games 5-12, 2011</li> <li> 7 rec. are most since recording 9 with Phi. vs. Was., 12/23/12 ... has rec. in 12 of last 13 games and 24 of last 26 games (was held without rec. 10/23 at Mia.) ... has rec. in 104 of 113 career games</li> <li> 61 rec yds. are most since posting 68 with Phi. at Min., 12/15/13</li> <li> Most rec. and rec. yds. in game by Bills RB since Fred Jackson had 9 catches for 93 yds. at Oak., 12/21/14</li> <li> 191 scrimmage yds. today (130 rush + 61 rec.) ... most by Bill since C.J. Spiller had 194 (169 rush + 25 rec.) at N.Y.J., 9/9/12 ... 62<sup>nd</sup> career game with 100+ scrimmage yds. ... has 100+ scrimmage yds. in 7 of last 9 games (had 116 vs. Ari. 9/25, 108 at N.E. 10/2, 158 at L.A. 10/9, 142 vs. S.F. 10/16, 120 at Sea. 11/7, and 134 vs. Jax. last week) ... has 100+ scrimmage yds. in 14 of last 19 games played</li> <li> Remains 4<sup>th</sup> among active NFL players with 62 career games with 100+ scrimmage yds., trailing only Adrian Peterson (70), Matt Forte (70), and Frank Gore (69) ... McCoy's teams are 36-26 when he gains 100+ yds. from scrimmage</li> <li> Surpassed 1,000 scrimmage yd. milestone for season with 8-yd. rec. on Bills first drive, and now has 1,185 for season ... 7<sup>th</sup> consecutive season with 1,000+ scrimmage yds.</li> <li> Career scrimmage yardage total now stands at 11,446 (8,636 rush + 2,810 rec.) ... figure now tied for 69<sup>th</sup> on NFL all-time list ... today moved past Keenan McCardell (11,393) and matched Joey Galloway (11,446) ... within 150 or less of #68 Muhsin Muhammad (11,502) and #67 James Brooks (11,583)</li> <li> Has totaled 2,372 scrimmage yds. with Bills ... today broke tie with Sammy Watkins (who now has 2,219) and also moved past Marlin Briscoe (2,190), Chris Burkett (2,288), and Jay Riemersma (2,304) to rank 35<sup>th</sup> on club all-time list ... 48 yds. behind #34 Ronnie Harmon (2,420) and 134 behind #33 Robb Riddick (2,506)</li> </ul>
Today	17	130	0	
Season	174	949	9	
Career	1,838	8,636	56	
With Bills	377	1,844	12	
<b>RECEIVING</b>	<b>REC</b>	<b>YDS</b>	<b>TD</b>	
Today	7	61	0	
Season	35	236	1	
Career	367	2,810	13	
With Bills	67	528	3	
<b>BILLS RECORD BOOK</b>				
<b>HIGHEST AVG. GAIN, RUSHING, CAREER (min. 200 att.)</b>				
4.97 C.J. Spiller 2010-14 (668-3,321)				
4.89 LeSean McCoy 2015-16 (377-1,844)				
4.80 O.J. Simpson 1969-77 (2,123-10,183)				
4.52 Cookie Gilchrist 1962-64 (676-3,056)				
4.41 Fred Jackson 2007-14 (1,279-5,646)				
<b>BILLS RECORD BOOK</b>				
<b>HIGHEST AVG. GAIN, RUSHING, SEASON (min. 100 att.)</b>				
6.03 O.J. Simpson 1973 (332-2,003)				
6.01 C.J. Spiller 2012 (207-1,244)				
5.52 O.J. Simpson 1975 (329-1,817)				
5.49 Fred Jackson 2011 (170-934)				
5.46 Tyrod Taylor 2015 (104-568)				
5.45 LeSean McCoy 2016 (174-949)				
5.35 Wayne Crow 1962 (110-589)				
5.24 C.J. Spiller 2011 (107-561)				
5.18 O.J. Simpson 1976 (290-1,503)				
5.12 Cookie Gilchrist 1962 (214-1,096)				

87 GERALD CHRISTIAN				TE, 2 <sup>ND</sup> YEAR (1 <sup>ST</sup> WITH BILLS), LOUISVILLE
<b>RECEIVING</b>	<b>NO</b>	<b>YDS</b>	<b>TD</b>	<ul style="list-style-type: none"> <li> Recorded <u>first rec. of NFL career</u> ... first rec. covered 14 yds. on Bills' 1<sup>st</sup> qtr. TD drive</li> </ul>
Today	1	14	0	
Season/Career	1	14	0	

22 REGGIE BUSH				RB, 11 <sup>TH</sup> YEAR (1 <sup>ST</sup> WITH BILLS), SOUTHERN CALIFORNIA
<b>RUSHING</b>	<b>ATT</b>	<b>YDS</b>	<b>TD</b>	<ul style="list-style-type: none"> <li> Has rushing att. in 5 of last 8 games ... has recorded rush att. in 126 of 131 career games</li> <li> Career rushing yardage total now 5,494 ... figure remains 104<sup>th</sup> on league's all-time chart ... needs 91 yds. to tie #102 Joe Morris (5,585)</li> <li> Career scrimmage yardage total now stands at 9,092 (5,494 rush + 3,598 rec.) ... figure remains 126<sup>th</sup> on NFL all-time list ... within 100 or less of #125 Roy Green (9,105), #124 Chuck Foreman (9,106), #123 Johnnie Morton (9,123), #122 Michael Pittman (9,139), and #121 Herman Moore (9,174)</li> </ul>
Today	1	3	0	
Season	10	1	1	
Career	1,284	5,494	36	
<b>RECEIVING</b>	<b>REC</b>	<b>YDS</b>	<b>TD</b>	
Today	0	0	0	
Season	7	90	0	
Career	477	3,598	18	



14 SAMMY WATKINS				WR, 3 <sup>RD</sup> YEAR, CLEMSON	
<b>RECEIVING</b>	<b>NO</b>	<b>YDS</b>	<b>TD</b>		3 rec. ... 137 rec. in first 3 NFL seasons ... figure remains 6 <sup>th</sup> on Bills' all-time (see list, left)
Today	3	38	0		Has rec. in 32 of 33 career games ... only game held without rec. was '15 opener vs. Ind. ... has rec. in last
Season	12	181	0		16 games played, tying as longest active streak on team (also Robert Woods)
Career	137	2,210	15		Has 2+ rec. in last 14 games with reception
<b>BILLS RECORD BOOK</b>					
<b>MOST REC., FIRST 3 PRO SEASONS</b>					
178	Lee Evans, 2004-06 (46/48/84)		2,210 rec. yds. remains 22 <sup>nd</sup> on Bills all-time list ... 78 behind #21 Chris Burkett (2,288) and 94 behind #20		
160	Jerry Butler, 1979-80 (48/57/55)		Jay Riemersma (2,304) ... also 121 behind #19 Robert Woods (2,331)		
158	Andre Reed, 1985-86 (48/53/57)		2,210 rec. yds. remains 3 <sup>rd</sup> among Bills for rec. yds. in first 3 NFL seasons (see list, left)		
152	Robert Woods, 2013-14 (40/65/47)		2 rec. today resulted in a first down ... 96 of 137 career rec. (70.1%) have moved the chains, as have last 45		
138	Peerless Price, 1999-2000 (31/52/55)		of last 61 (73.8%)		
137	Sammy Watkins, 2014-16 (65/60/12)		Averaging 16.13 yds. per reception in career ... average ranks 10 <sup>th</sup> in club records among player with 100+		
127	Thurman Thomas, 1988-90 (18/60/49)		receptions (see list, left)		
<b>BILLS RECORD BOOK</b>					
<b>MOST REC. YDS., FIRST 3 PRO SEASONS</b>					
2,878	Lee Evans, 2004-06		Has totaled 2,219 scrimmage yds. with Bills ... moved past Marlin Briscoe (2,190) to rank 38 <sup>th</sup> on club all-		
2,508	Jerry Butler, 1979-80		time list ... 70 behind #37 Chris Burkett (2,288) and also within 100 or less of #36 Jay Riemersma (2,304)		
2,210	Sammy Watkins, 2014-16				
2,128	Andre Reed, 1985-86				
2,111	Haven Moses, 1968-70				
<b>BILLS RECORD BOOK</b>					
<b>HIGHEST AVG. GAIN, REC., CAREER (min. 100 rec.)</b>					
18.12	James Lofton 1989-92 (151-2,736)				
18.09	Haven Moses 1968-72 (146-2,641)				
17.94	Elbert Dubenion 1960-68 (296-5,309)				
17.28	Glenn Bass 1961-66 (162-2,799)				
17.24	Frank Lewis 1978-83 (269-4,638)				
16.70	Chris Burkett 1985-89 (137-2,288)				
16.66	Paul Costa 1965-72 (102-1,699)				
16.44	J.D. Hill 1971-75 (160-2,631)				
16.32	Marlin Briscoe 1969-71 (133-2,171)				
16.13	Sammy Watkins 2014-16 (137-2,210)				

84 NICK O'LEARY				TE, 1 <sup>ST</sup> YEAR, FLORIDA STATE	
<b>RECEIVING</b>	<b>NO</b>	<b>YDS</b>	<b>TD</b>		8-yd. rec. in 2 <sup>nd</sup> qtr. ... has rec. in 4 of last 7 games
Today	1	8	0		8 rec & 102 rec. yds. are personal season highs (had 1 rec. for 37 yds. as rookie in 2015)
Season	8	102	0		Today's rec. did not give Bills first down ... 5 of 9 career rec. have moved the chains
Career	9	139	0		

15 BRANDON TATE				WR, 8 <sup>TH</sup> YEAR (1 <sup>ST</sup> WITH BILLS), NORTH CAROLINA	
<b>RECEIVING</b>	<b>NO</b>	<b>YDS</b>	<b>TD</b>		13-yd. rec. in 1 <sup>st</sup> qtr. helped set up TD drive ... extended rec. streak to career-long 5 games (previously had 3
Today	1	13	0		streaks of 4 games each, including last one with Cin. in games 5-8, 2014 ... streak is 11 <sup>th</sup> of NFL career
Season	8	117	0		Did not return punt today (had 1 fair catch) ... has PR in 70 of last 91 NFL games ... snapped 10-game
Career	65	1,018	6		streak with PR, longest streak since 11-game stretch with Cin. in games 2-12, 2015
<b>PUNT RET.</b>	<b>NO</b>	<b>YDS</b>	<b>AVG</b>	<b>TD</b>	
Today	0	0	0.0	0	
Season	18	208	11.6	0	
Career	172	1,623	9.4	1	
<b>KICKOFF RET.</b>	<b>NO</b>	<b>YDS</b>	<b>AVG</b>	<b>TD</b>	
Today	4	83	20.8	0	
Season	19	450	23.7	0	
Career	209	5,130	24.5	2	





5 TYROD TAYLOR						
<b>PASSING</b>	<b>ATT</b>	<b>COM</b>	<b>YDS</b>	<b>PCT</b>	<b>TD</b>	<b>INT</b>
Today	35	18	191	51.4	0	1
Season	348	211	2,292	60.6	11	5
Career	763	472	5,526	61.9	31	13
With Bills	728	453	5,327	62.2	31	11
<b>RUSHING</b>	<b>ATT</b>	<b>YDS</b>	<b>TD</b>			
Today	3	30	1			
Season	73	469	6			
Career	205	1,173	11			
With Bills	187	1,037	10			
<b>BILLS RECORD BOOK</b>						
<b>MOST RUSHING TDs, QB, SEASON</b>						
8 Jack Kemp, 1963						
6 Daryle Lamonica, 1964						
<u>Tyrod Taylor, 2016</u>						
5 Jack Kemp, 1964						
Jack Kemp, 1966						
4 M.C. Reynolds, 1961						
Jack Kemp, 1965						
Tyrod Taylor, 2015						
<b>BILLS RECORD BOOK</b>						
<b>MOST TOUCHDOWN PASSES, CAREER</b>						
237 Jim Kelly 1986-96						
181 Joe Ferguson 1973-84						
80 Ryan Fitzpatrick 2009-12						
77 Jack Kemp 1962-69						
55 Drew Bledsoe 2002-04						
47 Doug Flutie 1998-2000						
35 Dennis Shaw 1970-73						
33 J.P. Losman 2004-08						
<u>31 Tyrod Taylor, 2015-16</u>						
27 Rob Johnson 1998-2001						
<b>BILLS RECORD BOOK</b>						
<b>HIGHEST PASSER RATING, CAREER</b>						
<u>(min. 250 att.)</u>						
<u>92.3 Tyrod Taylor, 2015-16</u>						
87.8 Kyle Orton, 2014						
85.5 Rob Johnson, 1998-2001						
84.4 Jim Kelly, 1986-96						
81.9 Frank Reich, 1985-94						
<b>BILLS RECORD BOOK</b>						
<b>HIGHEST COMPLETION PCT., CAREER</b>						
<u>(min. 250 att.)</u>						
64.21% Kyle Orton, 2014 (287-447)						
<u>62.23% Tyrod Taylor, 2015 (453-728)</u>						
60.93% Trent Edwards, 2007-10 (535-878)						
60.48% Rob Johnson, 1998-2001 (401-663)						
60.13% Jim Kelly, 1986-96 (2,874-4,780)						
<b>BILLS RECORD BOOK</b>						
<b>MOST RUSHING YDS., QB, SEASON</b>						
568 Tyrod Taylor, 2015						
476 Doug Flutie, 1999						
<u>469 Tyrod Taylor, 2016</u>						
307 Rob Johnson, 2000						
289 Daryle Lamonica, 1964						
279 Joe Ferguson, 1977						

QB, 6 <sup>TH</sup> YEAR (2 <sup>ND</sup> WITH BILLS), VIRGINIA TECH			
Official W-L record as NFL starting QB is now 13-12 (was not credited with QB start when he lined up at WR to begin 2015 opener vs. Ind.)			
Led Bills to FG on team's first drive today ... has led Bills to points on opening drive in 10 of 25 official QB starts (7 TD, 3 FG) ... has led Bills to opening drive score in 4 of last 5 games (2 TD, 2 FG)			
12-yd. TD rush in 3 <sup>rd</sup> qtr. gave Bills 17-9 lead ... 11th career TD rush, 10th with Bills, 6th this season ... 3 <sup>rd</sup> Bills QB with 10+ rushing TDs in career, joining Jack Kemp (25) and Joe Ferguson (10)			
Has rushed for TDs in 5 of last 6 games and in last 2 contests (had 7-yd. rush TD vs. Jax. last week) ... has rushed for scores in back-to-back games played for 2 <sup>nd</sup> time in career ... this is 8 <sup>th</sup> time in Bills history that a QB has rushed for TDs in cons. games, but first time a QB has posted two separate streaks in one season:			
<b>QB</b>	<b>Yds., Game</b>	<b>Yds., Game</b>	<b>Yds., Game</b>
Warren Rabb	1, 10/20/62 vs. Oak.	3, 10/28/62 at Den.	
Jack Kemp	1, 9/11/65 vs. Bos.	1, 9/19/65 at Den.	4, 9/26/65 vs. N.Y.J.
Jack Kemp	1, 9/11/66 vs. K.C.	1, 9/18/66 vs. Mia.	
Joe Ferguson	1, 10/7/73 vs. Phi.	1, 10/14/73 vs. Balt.	
Trent Edwards	1, 11/17/08 vs. Cle.	15 & 5, 11/23/08 at K.C.	
EJ Manuel	8, 12/15/13 at Jax.	2, 9/7/14 at Chi.	
Tyrod Taylor	10, 10/23/16 at Mia.	26, 10/30/16 vs. N.E.	3, 11/7/17 at Sea.
Tyrod Taylor	7, 11/27/16 vs. Jax.	12, 12/4/16 at Oak.	
6 rushing TDs this season is new personal season high (had 4 in 2015) ... 3 <sup>rd</sup> time a Bills QB has rushed for 6+ TDs in season, but first since Daryle Lamonica had 6 in 1964 (see list, left)			
Did not throw TD pass for 8 <sup>th</sup> time in 26 games started ... has thrown 31 TD passes as Bill, 9 <sup>th</sup> on club all-time (see list, left) ... needs 2 to tie #8 J.P. Losman (33)			
Career passer rating of 92.3 with Bills remains club record (min. 250 att.), ahead of 87.8 by Kyle Orton (see list, left)			
453 completions as a Bill remain 10 <sup>th</sup> on Bills all-time list ... 32 behind #9 Dennis Shaw (485)			
5,327 passing yds. as a Bill remain 10 <sup>th</sup> on Bills all-time list ... 412 yds. behind #9 Trent Edwards (5,739)			
Has averaged 7.32 yds. per att. as Bill, 2 <sup>nd</sup> in team history, behind 7.42 by Jim Kelly (4,780-35,467)			
Completed 51.4% of pass att. today, reducing career completion rate with Bills to 62.23% ... figure ranks 2 <sup>nd</sup> on club chart (min. 250 att.), behind 64.21% by Kyle Orton (see list, left)			
Interception rate of 1.51% with Bills remains club career record (min. 250 att.), ahead of 2.24% by Kyle Orton (447-10)			
30 rushing yds. today ... raised season yardage figure to 469, the 3 <sup>rd</sup> most in single-season by Bills QB (see list, left)			
21 <sup>st</sup> time as Bill with 20+ rushing yds. in game, 11 <sup>th</sup> in row ... streak extends Bills record (old mark was held by Doug Flutie in games 1-9, 1999) ... Taylor is one of 2 Bills QBs with 10 or more games with 20+ rush yds. in a season (Taylor had 10 in 2015 and Doug Flutie had club-record 13 in 1999)			
21 games with 20+ rush yds. remain 2 <sup>nd</sup> by QB on Bills all-time list, behind only Doug Flutie (24)			
1,037 rushing yds. in career with Bills ... figure remains 3 <sup>rd</sup> by QB in Bills history, behind only #2 Jim Kelly (1,049) and #1 Joe Ferguson (1,174) ... is one of 3 QBs in team history with 1,000+ rush yds. ... remains 24 <sup>th</sup> on Bills all-time rushing list; within 75 yds. or less of #23 Jim Kelly (1,049), and #22 Wayne Patrick (1,084)			
5-of-7 for 49 yds. on 3 TD drives ... 6-of-7 for 75 yds. on FG drive			

42 JEROME FELTON			
<b>RUSHING</b>	<b>ATT</b>	<b>YDS</b>	<b>TD</b>
Today	1	0	0
Season	6	12	0
Career	52	175	0
With Bills	7	14	0

FB, 9 <sup>TH</sup> YEAR (2 <sup>ND</sup> WITH BILLS), FURMAN
Had rush for zero yds. during goal-to-go situation in 1 <sup>st</sup> qtr., but Bills punched ball in for TD on next play ... has rush att. in 6 of last 9 games
6 rush att. in season are most since recording 22 with Det. in 2010



**2 DAN CARPENTER** **K, 9<sup>TH</sup> YEAR (4<sup>TH</sup> WITH BILLS), MONTANA**

SCORING	XP-ATT	FG-ATT	PTS	
Today	3-3	1-1	6	6 pts. today ... raised career point total to 977 ... now tied for 58 <sup>th</sup> on NFL all-time scoring chart ... today moved past LaDainian Tomlinson (972) and matched #58 Sam Baker (977) ... 31 pts. behind #57 Jeff Jaeger (1,008) ... needs 23 pts. to become 58 <sup>th</sup> player in NFL history with 1,000
Season	30-33	15-19	75	Has scored in all 60 games played with Bills ... streak is tied as 2 <sup>nd</sup> longest in team history (see list, left)
Career	281-292	232-274	977	Personal point streak extended to 94 games (scored in last 34 games with Mia., 2010-12)
With Bills	127-137	105-120	442	442 pts. in Bills career remains 6 <sup>th</sup> on club all-time list (see list, left) ... 80 behind co-#4s Thurman Thomas and Andre Reed (522 each)
<b>BILLS RECORD BOOK</b>				
<b>MOST CONSECUTIVE GAMES SCORING</b>				
92	Scott Norwood, 9/7/86 vs. N.Y.J.-12/22/91 vs. Det.			1-1 on FG today (successful from 27 yds.) ... 232 FG in NFL now rank 48 <sup>th</sup> on league all-time FG list ... within 5 or fewer of #47 Lou Groza (234) and co-#45s Todd Peterson (235) and Mike Nugent (235, incl. 4 today for Cin. vs. Phi.)
60	Steve Christie, 11/21/93 vs. Ind.-10/5/97 vs. Det.			105 FGs with Bills remain 4 <sup>th</sup> on team all-time FG list, 28 behind #3 Scott Norwood (133)
60	Dan Carpenter, 9/8/13 vs. N.E.- 12/4/16 at Oak.			<u>Bills all-time FG accuracy leader</u> (min. 50 att.) with success rate of 87.50% (105 of 120), ahead of #2 Rian Lindell (83.33%, 225 of 270)
56	Rian Lindell, 9/14/09 at N.E.- 12/30/12 vs. N.Y.J.			3-3 on PAT kicks today ... 127 PAT kicks with Bills remain 5 <sup>th</sup> on club all-time chart ... 20 behind #4 John Leypoldt (147)
54	Steve Christie, 10/20/97 at Ind.-11/26/00 at T.B.			
<b>BILLS RECORD BOOK</b>				
<b>MOST POINTS, CAREER</b>				
1,011	Steve Christie K 1992-2000			
980	Rian Lindell K 2003-12			
670	Scott Norwood K 1985-91			
522	Thurman Thomas RB 1988-99 Andre Reed WR 1985-99			
442	Dan Carpenter K 2013-16			
420	O.J. Simpson RB 1969-77			
369	John Leypoldt K 1971-76			
298	Eric Moulds WR 1996-2005			
260	Lee Evans WR 2004-10			
<b>BILLS RECORD BOOK</b>				
<b>MOST FIELD GOALS, CAREER</b>				
234	Steve Christie, 1992-2000			
225	Rian Lindell, 2003-12			
133	Scott Norwood, 1985-91			
105	Dan Carpenter, 2013-16			
74	John Leypoldt, 1971-76			

**6 COLTON SCHMIDT** **P, 3<sup>RD</sup> YEAR, CALIFORNIA-DAVIS**

PUNTING	NO	YDS	AVG	
Today	5	199	39.8	Averaged 39.8 yds. per punt today, reducing career average to 43.95 ... figure remains 2 <sup>nd</sup> on club all-time average chart (see list, left)
Season	57	2,400	42.1	225 career punts remain 8 <sup>th</sup> on Bills all-time list ... 28 behind #7 Spike Jones (253)
Career	225	9,889	44.0	1 punt today gave Raiders ball inside 20 ... has at least one "in-the-20" in 35 of 44 games of NFL career
<b>BILLS RECORD BOOK</b>				
<b>HIGHEST PUNTING AVERAGE, CAREER (min. 100 punts)</b>				
44.73	Shawn Powell 2012-13 (100-4,473)			71 of 225 career punts (31.6%) have pinned opponent inside their 20 ... remains 5 <sup>th</sup> on Bills career list for inside-the-20s, 40 behind #4 John Kidd (111)
43.95	Colton Schmidt 2014-16 (225-9,889)			Longest punt today covered 48 yds. ... only 14 <sup>th</sup> time in 44-game NFL career without 50+ yd. punt in game
43.74	Brian Moorman 2001-13 (923-40,370)			
42.12	Paul Maguire 1964-70 (552-23,249)			
41.74	Marv Bateman 1974-77 (262-10,937)			
41.67	Billy Atkins 1960-63 (174-7,251)			
40.60	Chris Mohr 1991-2000 (769-31,220)			
40.48	John Kidd 1984-89 (446-18,055)			
39.66	Spike Jones 1971-74 (253-10,035)			
39.22	Greg Cater 1980-83 (277-10,864)			



# LAST WEEK

Flip Card and Gamebook

**Regular Season Game #12**

**Buffalo Bills @ Oakland Raiders  
Sunday, December 4, 2016**

# RAIDERS

NO	NAME	POS
4	Derek Carr	QB
7	Marquette King	P
8	Connor Cook	QB
10	Seth Roberts	WR
11	Sebastian Janikowski	K
14	Matt McGloin	QB
15	Michael Crabtree	WR
16	Johnny Holton	WR
18	Andre Holmes	WR
20	Nate Allen	S
21	Sean Smith	CB
22	Taiwan Jones	CB
23	Dexter McDonald	CB
25	DJ Hayden	CB
27	Reggie Nelson	S
28	Lataivus Murray	RB
29	David Amerson	CB
30	Jalen Richard	RB
32	Antonio Hamilton	CB
33	DeAndré Washington	RB
38	TJ Carrie	CB
39	Keith McGill II	DB
41	Brynden Trawick	S
42	Karl Joseph	S
47	James Cowser	LB/DE
49	Jamize Olawale	FB/RB
51	Bruce Irvin	LB
52	Khalil Mack	DE
53	Malcolm Smith	LB
54	Perry Riley Jr.	LB
56	Daren Bates	LB
57	Cory James	LB
58	Tyrell Adams	LB
59	Jon Condo	LS
61	Rodney Hudson	C
66	Gabe Jackson	G
70	Kelechi Osemele	G/T
71	Menelik Watson	T
72	Donald Penn	T
74	Vadal Alexander	G
75	Darius Latham	DT
76	Jon Feliciano	G/C
77	Austin Howard	T
78	Justin Ellis	DT
79	Denver Kirkland	G
81	Mychal Rivera	TE
88	Clive Walford	TE
89	Amari Cooper	WR
90	Dan Williams	DT
91	Shilique Calhoun	LB
92	Stacy McGee	DT
95	Jihad Ward	DL
96	Denico Autry	DL



# OAKLAND RAIDERS (9-2)

# VS.

# BUFFALO BILLS (6-5)

**SUNDAY, DECEMBER 4, 2016 - 1:05 P.M. - OAKLAND-ALAMEDA COUNTY COLISEUM**

## RAIDERS OFFENSE

WR	15	Michael Crabtree	10	Seth Roberts
LT	72	Donald Penn	79	Denver Kirkland
LG	70	Kelechi Osemele	76	Jon Feliciano
C	61	Rodney Hudson	76	Jon Feliciano
RG	66	Gabe Jackson	74	Vadal Alexander
RT	77	Austin Howard	71	Menelik Watson
TE	88	Clive Walford	81	Mychal Rivera
WR	89	Amari Cooper	18	Andre Holmes
QB	4	Derek Carr	14	Matt McGloin
RB	28	Lataivus Murray	22	Taiwan Jones
FB	49	Jamize Olawale	30	Jalen Richard
			16	Johnny Holton
			8	Connor Cook
			33	DeAndré Washington

## RAIDERS DEFENSE

DE	95	Jihad Ward	96	Denico Autry
DT	92	Stacy McGee	75	Darius Latham
NT	90	Dan Williams	78	Justin Ellis
DE	52	Khalil Mack	95	Jihad Ward
SLB	51	Bruce Irvin	91	Shilique Calhoun
MLB	54	Perry Riley Jr.	57	Cory James
WLB	53	Malcolm Smith	56	Daren Bates
LCB	29	David Amerson	25	DJ Hayden
RCB	21	Sean Smith	38	TJ Carrie
FS	27	Reggie Nelson	20	Nate Allen
SS	42	Karl Joseph	39	Keith McGill II

## BILLS DEFENSE

DT	95	Kyle Williams	91	Leger Douzable
NT	99	Marcell Dareus	98	Deandre Coleman
DE	92	Adolphus Washington	94	Jerel Worthy
OLB	55	Jerry Hughes	56	Lerentee McCray
WILL	53	Zach Brown	50	Ramon Humber
MIKE	52	Preston Brown	51	Brandon Spikes
OLB	57	Lorenzo Alexander	90	Shaq Lawson
CB	28	Ronald Darby	21	Nickell Robey-Coleman
S	27	James Ihedigbo	38	Sergio Brown
S	20	Corey Graham	36	Jonathan Meeks
CB	24	Stephon Gilmore	29	Kevon Seymour
			39	Marcus Roberson

## BILLS OFFENSE

WR	14	Sammy Watkins	88	Marquise Goodwin
LT	77	Cordy Glenn	13	Dezmin Lewis
LG	64	Richie Incognito		
C	72	Ryan Groy	67	Patrick Lewis
RG	76	John Miller		
RT	79	Jordan Mills	71	Cyrus Kouandjio
TE	85	Charles Clay	84	Nick O'Leary
QB	5	Tyrod Taylor	3	EJ Manuel
FB	42	Jerome Felton		
RB	25	LeSean McCoy	35	Mike Gillislee
WR	10	Robert Woods	11	Percy Harvin
			15	Brandon Tate

## RAIDERS SPECIALISTS

P	7	Marquette King
K	11	Sebastian Janikowski
H	7	Marquette King
LS	59	Jon Condo
KR	22	Taiwan Jones
PR	38	TJ Carrie
	33	DeAndré Washington
	16	Johnny Holton
	33	DeAndré Washington
	30	Jalen Richard

*Underline: Rookie*      *[Brackets]: Injured*

## BILLS SPECIALISTS

K	2	Dan Carpenter	4	Jordan Gay
KO	4	Jordan Gay	2	Dan Carpenter
P	6	Colton Schmidt		
KOR	15	Brandon Tate	22	Reggie Bush
PR	15	Brandon Tate	22	Reggie Bush
LS	65	Garrison Sanborn		
H	6	Colton Schmidt		

*Underline: Rookie*      *[Brackets]: Injured*

## INACTIVES

- \_\_\_\_\_
- \_\_\_\_\_
- \_\_\_\_\_
- \_\_\_\_\_
- \_\_\_\_\_
- \_\_\_\_\_
- \_\_\_\_\_
- \_\_\_\_\_

## OFFICIALS

REFEREE - Bill Vinovich (52)  
 UMPIRE - Bruce Stritesky (102)  
 HEAD LINESMAN - Phil McKinney (110)  
 LINE JUDGE - Mark Perlman (8)

FIELD JUDGE - Michael Banks (72)  
 SIDE JUDGE - Gary Cavalletto (60)  
 BACK JUDGE - Greg Meyer (78)  
 REPLAY OFFICIAL - Darryll Lewis

## INACTIVES

- \_\_\_\_\_
- \_\_\_\_\_
- \_\_\_\_\_
- \_\_\_\_\_
- \_\_\_\_\_
- \_\_\_\_\_
- \_\_\_\_\_
- \_\_\_\_\_

## BILLS

NO	NAME	POS
2	Dan Carpenter	K
3	EJ Manuel	QB
4	Jordan Gay	K
5	Tyrod Taylor	QB
6	Colton Schmidt	P
7	Cardale Jones	QB
10	Robert Woods	WR
11	Percy Harvin	WR
13	Dezmin Lewis	WR
14	Sammy Watkins	WR
15	Brandon Tate	WR
17	Justin Hunter	WR
20	Corey Graham	S
21	Nickell Robey-Coleman	CB
22	Reggie Bush	RB
24	Stephon Gilmore	CB
25	LeSean McCoy	RB
27	James Ihedigbo	S
28	Ronald Darby	CB
29	Kevon Seymour	CB
30	Corey White	CB
31	Jonathan Williams	RB
35	Mike Gillislee	RB
36	Jonathan Meeks	S
38	Sergio Brown	S
39	Marcus Roberson	CB
42	Jerome Felton	FB
50	Ramon Humber	LB
51	Brandon Spikes	LB
52	Preston Brown	LB
53	Zach Brown	LB
55	Jerry Hughes	LB
56	Lerentee McCray	LB
57	Lorenzo Alexander	LB
64	Richie Incognito	G
65	Garrison Sanborn	LS
67	Patrick Lewis	C
71	Cyrus Kouandjio	T
72	Ryan Groy	G
76	John Miller	G
77	Cordy Glenn	T
79	Jordan Mills	T
82	Logan Thomas	TE
84	Nick O'Leary	TE
85	Charles Clay	TE
88	Marquise Goodwin	WR
90	Shaq Lawson	LB
91	Leger Douzable	DE
92	Adolphus Washington	DT
94	Jerel Worthy	DE
95	Kyle Williams	DT
98	Deandre Coleman	DT
99	Marcell Dareus	DT





# REGULAR SEASON - WEEK 13, GAME 12

## National Football League Game Summary

NFL Copyright © 2016 by The National Football League. All rights reserved. This summary and play-by-play is for the express purpose of assisting media in their coverage of the game; any other use of this material is prohibited without the written permission of the National Football League. Updated: 12/5/2016

Date: Sunday, 12/4/2016

Buffalo Bills at Oakland Raiders  
at Oakland-Alameda County Coliseum, Oakland, CA

Start Time: 1:05 PM PST

### Game Day Weather

Game Weather: Partly Cloudy  
Played Outdoor on Turf: Natural Grass

Temp: 59° F (15.0° C) Humidity: 70%, Wind: W 4 mph  
Outdoor Weather: Partly Cloudy,

### Officials

Referee: Vinovich, Bill (52)  
Line Judge: Perlman, Mark (9)  
Back Judge: Meyer, Greg (78)

Umpire: Stritesky, Bruce (102)  
Side Judge: Cavaletto, Gary (60)  
Replay Official: Lewis, Darryll ()

Head Linesman: McKinnely, Phil (110)  
Field Judge: Banks, Michael (72)

### Lineups

Buffalo Bills			Oakland Raiders				
Offense		Defense	Offense		Defense		
WR 14	S.Watkins	DT 95	K.Williams	WR 15	M.Crabtree	DT 95	J.Ward
LT 77	C.Glenn	NT 99	M.Dareus	LT 72	D.Penn	DE 96	D.Autry
LG 64	R.Incognito	DE 92	A.Washington	LG 70	K.Osemele	NT 90	D.Williams
C 72	R.Groy	OLB 55	J.Hughes	C 61	R.Hudson	DE 52	K.Mack
RG 76	J.Miller	WILL 53	Z.Brown	RG 66	G.Jackson	SLB 51	B.Irvin
RT 79	J.Mills	MIKE 52	P.Brown	RT 77	A.Howard	MLB 54	P.Riley
TE 84	N.O'Leary	OLB 57	L.Alexander	TE 88	C.Walford	WLB 53	M.Smith
QB 5	T.Taylor	CB 29	K.Seymour	WR 89	A.Cooper	LCB 29	D.Amerson
WR 17	J.Hunter	S 27	J.Ihedigbo	QB 4	D.Carr	RCB 21	S.Smith
RB 25	L.McCoy	S 20	C.Graham	RB 28	L.Murray	FS 27	R.Nelson
WR 88	M.Goodwin	CB 24	S.Gilmore	T 74	V.Alexander	CB 38	T.Carrie

### Substitutions

K 2 D.Carpenter, QB 3 E.Manuel, P 6 C.Schmidt, WR 13 D.Lewis, WR 15 B.Tate, CB 21 N.Robey-Coleman, RB 22 R.Bush, CB 30 C.White, RB 31 J.Williams, RB 35 M.Gillislee, S 36 J.Meeks, S 38 S.Brown, CB 39 M.Roberson, FB 42 J.Felton, LB 50 R.Humber, LB 51 B.Spikes, LB 56 L.McCray, LS 65 G.Sanborn, C 67 P.Lewis, T 71 C.Kouandjio, TE 87 G.Christian, LB 90 S.Lawson, DE 91 L.Douzable, DT 98 D.Coleman

### Substitutions

P 7 M.King, WR 10 S.Roberts, K 11 S.Janikowski, WR 16 J.Holton, WR 18 A.Holmes, S 20 N.Allen, RB 22 T.Jones, CB 23 D.McDonald, RB 30 J.Richard, DB 39 K.McGill, S 41 B.Trawick, S 42 K.Joseph, LB/DE 47 J.Cowser, FB/RB 49 J.Olawale, LB 56 D.Bates, LB 57 C.James, LB 58 T.Adams, LS 59 J.Condo, T 71 M.Watson, G/C 76 J.Feliciano, DT 78 J.Ellis, TE 81 M.Rivera, DE 98 B.Jackson

### Did Not Play

### Did Not Play

QB 14 M.McGloin

### Not Active

### Not Active

QB 7 C.Jones, WR 10 R.Woods, WR 11 P.Harvin, CB 28 R.Darby, TE 82 L.Thomas, TE 85 C.Clay, DE 94 J.Worthy

QB 8 C.Cook, CB 32 A.Hamilton, RB 33 D.Washington, DT 75 D.Latham, G 79 D.Kirkland, LB 91 S.Calhoun, DT 92 S.McGee

### Field Goals (made ( ) & missed)

	D.Carpenter	(27)	S.Janikowski	(47)	(41)	(47)		
			1	2	3	4	OT	Total
VISITOR:	Buffalo Bills		3	7	14	0	0	24
HOME:	Oakland Raiders		3	6	14	15	0	38

### Scoring Plays

Team	Qtr	Time	Play Description (Extra Point) (Drive Info)	Visitor	Home
Bills	1	8:02	D.Carpenter 27 yd. Field Goal (10-72, 4:10)	3	0
Raiders	1	4:35	S.Janikowski 47 yd. Field Goal (8-46, 3:27)	3	3
Bills	2	13:28	M.Gillislee 1 yd. run (D.Carpenter kick) (11-80, 6:07)	10	3
Raiders	2	2:56	S.Janikowski 41 yd. Field Goal (11-38, 4:24)	10	6
Raiders	2	0:00	S.Janikowski 47 yd. Field Goal (5-57, 0:30)	10	9
Bills	3	14:03	T.Taylor 12 yd. run (D.Carpenter kick) (2-66, 0:57)	17	9
Bills	3	9:01	M.Gillislee 2 yd. run (D.Carpenter kick) (10-54, 4:10)	24	9
Raiders	3	5:17	M.Crabtree 3 yd. pass from D.Carr (S.Janikowski kick) (9-75, 3:44)	24	16
Raiders	3	0:57	L.Murray 1 yd. run (S.Janikowski kick) (5-38, 3:03)	24	23



# REGULAR SEASON - WEEK 13, GAME 12

## National Football League Game Summary

NFL Copyright © 2016 by The National Football League. All rights reserved. This summary and play-by-play is for the express purpose of assisting media in their coverage of the game; any other use of this material is prohibited without the written permission of the National Football League. Updated: 12/5/2016

---

Raiders	4	14:08	A.Cooper 37 yd. pass from D.Carr (S.Janikowski kick) (5-59, 0:40)	24	30
Raiders	4	8:34	L.Murray 3 yd. run (D.Carr-S.Roberts pass) (4-16, 2:11)	24	38
Paid Attendance: 54,759				Time: 3:23	

Buffalo Bills vs Oakland Raiders  
12/4/2016 at Oakland-Alameda County Coliseum

# Final Individual Statistics

## Buffalo Bills

RUSHING	ATT	YDS	AVG	LG	TD
L.McCoy	17	130	7.6	54	0
M.Gillislee	8	49	6.1	29	2
T.Taylor	3	30	10.0	12	1
R.Bush	1	3	3.0	3	0
J.Felton	1	0	0.0	0	0
<b>Total</b>	<b>30</b>	<b>212</b>	<b>7.1</b>	<b>54</b>	<b>3</b>

PASSING	ATT	CMP	YDS	SK/YD	TD	LG	IN	RT
T.Taylor	35	18	191	4/21	0	22	1	55.8
<b>Total</b>	<b>35</b>	<b>18</b>	<b>191</b>	<b>4/21</b>	<b>0</b>	<b>22</b>	<b>1</b>	<b>55.8</b>

PASS RECEIVING	TAR	REC	YDS	AVG	LG	TD
L.McCoy	7	7	61	8.7	16	0
M.Goodwin	8	4	35	8.8	12	0
S.Watkins	9	3	38	12.7	16	0
J.Hunter	4	1	22	22.0	22	0
G.Christian	2	1	14	14.0	14	0
B.Tate	1	1	13	13.0	13	0
N.O'Leary	3	1	8	8.0	8	0
D.Lewis	1	0	0	0.0	0	0
<b>Total</b>	<b>35</b>	<b>18</b>	<b>191</b>	<b>10.6</b>	<b>22</b>	<b>0</b>

INTERCEPTIONS	NO	YDS	AVG	LG	TD
<b>Total</b>	<b>0</b>	<b>0</b>	<b>0</b>	<b>0</b>	<b>0</b>

PUNTING	NO	YDS	AVG	NET	TB	IN20	LG
C.Schmidt	5	199	39.8	36.4	0	1	48
<b>Total</b>	<b>5</b>	<b>199</b>	<b>39.8</b>	<b>36.4</b>	<b>0</b>	<b>1</b>	<b>48</b>

PUNT RETURNS	NO	YDS	AVG	FC	LG	TD
B.Tate	0	0	0.0	1	0	0
[DOWNED]	3	0	0.0	0	0	0
[TOUCHBACK]	1	0	0.0	0	0	0
<b>Total</b>	<b>0</b>	<b>0</b>	<b>0.0</b>	<b>1</b>	<b>0</b>	<b>0</b>

KICKOFF RETURNS	NO	YDS	AVG	FC	LG	TD
B.Tate	4	83	20.8	0	26	0
[TOUCHBACK]	3	0	0.0	0	0	0
<b>Total</b>	<b>4</b>	<b>83</b>	<b>20.8</b>	<b>0</b>	<b>26</b>	<b>0</b>

## Oakland Raiders

RUSHING	ATT	YDS	AVG	LG	TD
L.Murray	20	82	4.1	22	2
J.Richard	9	53	5.9	21	0
D.Carr	2	4	2.0	3	0
A.Cooper	1	0	0.0	0	0
<b>Total</b>	<b>32</b>	<b>139</b>	<b>4.3</b>	<b>22</b>	<b>2</b>

PASSING	ATT	CMP	YDS	SK/YD	TD	LG	IN	RT
D.Carr	35	19	260	0/0	2	37	0	97.3
<b>Total</b>	<b>35</b>	<b>19</b>	<b>260</b>	<b>0/0</b>	<b>2</b>	<b>37</b>	<b>0</b>	<b>97.3</b>

PASS RECEIVING	TAR	REC	YDS	AVG	LG	TD
M.Crabtree	11	7	74	10.6	19	1
M.Rivera	5	3	57	19.0	26	0
L.Murray	5	3	23	7.7	10	0
A.Cooper	4	2	59	29.5	37	1
S.Roberts	5	2	18	9.0	14	0
C.Walford	3	1	18	18.0	18	0
T.Jones	1	1	11	11.0	11	0
A.Holmes	1	0	0	0.0	0	0
<b>Total</b>	<b>35</b>	<b>19</b>	<b>260</b>	<b>13.7</b>	<b>37</b>	<b>2</b>

INTERCEPTIONS	NO	YDS	AVG	LG	TD
N.Allen	1	1	1.0	1	0
<b>Total</b>	<b>1</b>	<b>1</b>	<b>1.0</b>	<b>1</b>	<b>0</b>

PUNTING	NO	YDS	AVG	NET	TB	IN20	LG
M.King	5	221	44.2	40.2	1	2	60
<b>Total</b>	<b>5</b>	<b>221</b>	<b>44.2</b>	<b>40.2</b>	<b>1</b>	<b>2</b>	<b>60</b>

PUNT RETURNS	NO	YDS	AVG	FC	LG	TD
J.Richard	2	17	8.5	0	17	0
[OUT OF BOUNDS]	3	0	0.0	0	0	0
<b>Total</b>	<b>2</b>	<b>17</b>	<b>8.5</b>	<b>0</b>	<b>17</b>	<b>0</b>

KICKOFF RETURNS	NO	YDS	AVG	FC	LG	TD
J.Richard	1	22	22.0	0	22	0
[TOUCHBACK]	4	0	0.0	0	0	0
<b>Total</b>	<b>1</b>	<b>22</b>	<b>22.0</b>	<b>0</b>	<b>22</b>	<b>0</b>

### Buffalo Bills

FUMBLES	FUM	LOST	OWN-REC	YDS	TD	FORCED	OPP-REC	YDS	TD	OUT-BDS
T.Taylor	1	1	0	0	0	0	0	0	0	0
<b>Total</b>	<b>1</b>	<b>1</b>	<b>0</b>	<b>0</b>	<b>0</b>	<b>0</b>	<b>0</b>	<b>0</b>	<b>0</b>	<b>0</b>

### Oakland Raiders

FUMBLES	FUM	LOST	OWN-REC	YDS	TD	FORCED	OPP-REC	YDS	TD	OUT-BDS
K.Mack	0	0	0	0	0	1	1	1	0	0
<b>Total</b>	<b>0</b>	<b>0</b>	<b>0</b>	<b>0</b>	<b>0</b>	<b>1</b>	<b>1</b>	<b>1</b>	<b>0</b>	<b>0</b>

## Final Team Statistics

	Visitor Bills	Home Raiders
<b>TOTAL FIRST DOWNS</b>	24	24
By Rushing	11	8
By Passing	12	13
By Penalty	1	3
<b>THIRD DOWN EFFICIENCY</b>	9-15-60%	5-13-38%
<b>FOURTH DOWN EFFICIENCY</b>	0-0-0%	0-0-0%
<b>TOTAL NET YARDS</b>	382	399
Total Offensive Plays (inc. times thrown passing)	69	67
Average gain per offensive play	5.5	6.0
<b>NET YARDS RUSHING</b>	212	139
Total Rushing Plays	30	32
Average gain per rushing play	7.1	4.3
Tackles for a loss-number and yards	1-2	0-0
<b>NET YARDS PASSING</b>	170	260
Times thrown - yards lost attempting to pass	4-21	0-0
Gross yards passing	191	260
<b>PASS ATTEMPTS-COMPLETIONS-HAD INTERCEPTED</b>	35-18-1	35-19-0
Avg gain per pass play (inc.# thrown passing)	4.4	7.4
<b>KICKOFFS Number-In End Zone-Touchbacks</b>	5-5-4	7-5-3
<b>PUNTS Number and Average</b>	5-39.8	5-44.2
Had Blocked	0	0
<b>FGs - PATs Had Blocked</b>	0-0	0-0
<b>Net Punting Average</b>	36.4	40.2
<b>TOTAL RETURN YARDAGE (Not Including Kickoffs)</b>	0	18
No. and Yards Punt Returns	0-0	2-17
No. and Yards Kickoff Returns	4-83	1-22
No. and Yards Interception Returns	0-0	1-1
<b>PENALTIES Number and Yards</b>	8-73	7-65
<b>FUMBLES Number and Lost</b>	1-1	0-0
<b>TOUCHDOWNS</b>	3	4
Rushing	3	2
Passing	0	2
<b>EXTRA POINTS Made-Attempts</b>	3-3	4-4
Kicking Made-Attempts	3-3	3-3
Passing Made-Attempts	0-0	1-1
<b>FIELD GOALS Made-Attempts</b>	1-1	3-3
<b>RED ZONE EFFICIENCY</b>	3-5-60%	3-4-75%
<b>GOAL TO GO EFFICIENCY</b>	1-2-50%	3-3-100%
<b>SAFETIES</b>	0	0
<b>FINAL SCORE</b>	24	38
<b>TIME OF POSSESSION</b>	30:15	29:45

## Ball Possession And Drive Chart

### Buffalo Bills

#	Time Recd	Time Lost	Time Poss	How Ball Obtained	Drive Began	# Play	Yds Gain	Yds Pen	Net Yds	1st Down	Last Scrm	How Given Up
1	12:12	8:02	4:10	Punt	BUF 19	10	72	0	72	4	* OAK 9	Field Goal
2	4:35	13:28	6:07	Kickoff	BUF 20	11	80	0	80	5	* OAK 1	Touchdown
3	10:37	7:20	3:17	Punt	BUF 20	5	18	-10	8	1	BUF 28	Punt
4	2:56	0:30	2:26	Kickoff	BUF 24	6	22	-5	17	1	BUF 41	Punt
5	15:00	14:03	0:57	Kickoff	BUF 34	2	66	0	66	2	* OAK 12	Touchdown
6	13:11	9:01	4:10	Punt	BUF 46	10	49	5	54	5	* OAK 2	Touchdown
7	5:17	4:00	1:17	Kickoff	BUF 14	3	6	0	6	0	BUF 20	Punt
8	0:57	14:48	1:09	Kickoff	BUF 25	3	0	-5	-5	0	BUF 20	Punt
9	14:08	13:06	1:02	Kickoff	BUF 25	3	2	0	2	0	BUF 27	Punt
10	10:53	10:45	0:08	Punt	BUF 4	1	0	0	0	0	BUF 4	Interception
11	8:34	3:20	5:14	Kickoff	BUF 25	13	53	0	53	5	* OAK 17	Fumble
12	0:18	0:00	0:18	Punt	BUF 29	3	14	0	14	1	BUF 29	End of Game

(285) Average BUF 24

### Oakland Raiders

#	Time Recd	Time Lost	Time Poss	How Ball Obtained	Drive Began	# Play	Yds Gain	Yds Pen	Net Yds	1st Down	Last Scrm	How Given Up
1	15:00	12:12	2:48	Kickoff	OAK 25	5	10	0	10	1	OAK 35	Punt
2	8:02	4:35	3:27	Kickoff	OAK 25	8	51	-5	46	2	BUF 29	Field Goal
3	13:28	10:37	2:51	Kickoff	OAK 20	4	20	0	20	1	OAK 40	Punt
4	7:20	2:56	4:24	Punt	OAK 39	11	30	8	38	3	* BUF 23	Field Goal
5	0:30	0:00	0:30	Punt	OAK 15	5	57	0	57	3	BUF 28	Field Goal
6	14:03	13:11	0:52	Kickoff	OAK 25	3	1	0	1	0	OAK 26	Punt
7	9:01	5:17	3:44	Kickoff	OAK 25	9	75	0	75	5	* BUF 3	Touchdown
8	4:00	0:57	3:03	Punt	BUF 38	5	38	0	38	3	* BUF 1	Touchdown
9	14:48	14:08	0:40	Punt	OAK 41	5	59	0	59	2	BUF 37	Touchdown
10	13:06	10:53	2:13	Punt	OAK 15	5	26	0	26	1	OAK 41	Punt
11	10:45	8:34	2:11	Interception	BUF 16	4	16	0	16	2	* BUF 3	Touchdown
12	3:20	0:18	3:02	Fumble	OAK 23	6	16	0	16	1	OAK 39	Punt

(399) Average OAK 33

\* inside opponent's 20

Time of Possession by Quarter		1st	2nd	3rd	4th	OT	Total
Visitor	Buffalo Bills	8:45	7:15	7:21	6:54		30:15
Home	Oakland Raiders	6:15	7:45	7:39	8:06		29:45
Kickoff Drive No.-Start Average		Bills: 7 - BUF 24		Raiders: 5 - OAK 24			



# First Half Summary

PERIOD SCORES

Bills	3	7 = 10
Raiders	3	6 = 9

TIME OF POSSESSION

Bills	16:00
Raiders	14:00

Scoring Plays

Team	Qtr	Time	Play Description (Extra Point) (Drive Info)	Visitor	Home
Bills	1	8:02	D.Carpenter 27 yd. Field Goal (10-72, 4:10)	3	0
Raiders	1	4:35	S.Janikowski 47 yd. Field Goal (8-46, 3:27)	3	3
Bills	2	13:28	M.Gillislee 1 yd. run (D.Carpenter kick) (11-80, 6:07)	10	3
Raiders	2	2:56	S.Janikowski 41 yd. Field Goal (11-38, 4:24)	10	6
Raiders	2	0:00	S.Janikowski 47 yd. Field Goal (5-57, 0:30)	10	9

	Buffalo Bills	Oakland Raiders
<b>TOTAL FIRST DOWNS</b>	11	10
First Downs Rushing-Passing-by Penalty	5 - 6 - 0	3 - 5 - 2
<b>THIRD DOWN EFFICIENCY</b>	3-6-50%	2-6-33%
<b>TOTAL NET YARDS</b>	192	168
Total Offensive Plays	31	30
<b>NET YARDS RUSHING</b>	98	56
<b>NET YARDS PASSING</b>	94	112
Gross Yards Passing	110	112
Times thrown-yards lost attempting to pass	2-16	0-0
<b>Pass Attempts-Completions-Had Intercepted</b>	13 - 9 - 0	17 - 9 - 0
<b>Punts-Number and Average</b>	2 - 38.5	2 - 53
<b>Penalties-Number and Yards</b>	5 - 48	3 - 30
<b>Fumbles-Number and Lost</b>	0 - 0	0 - 0
<b>Red Zone Efficiency</b>	1-2-50%	0-1-0%
<b>Average Drive Start</b>	BUF 21	OAK 25

Buffalo Bills										Oakland Raiders									
RUSHING										RUSHING									
	ATT	YDS	AVG	LG	TD		ATT	YDS	AVG	LG	TD								
L.McCoy	10	50	5.0	14	0	L.Murray	8	41	5.1	22	0								
M.Gillislee	4	39	9.8	29	1	J.Richard	3	12	4.0	8	0								
T.Taylor	1	9	9.0	9	0	D.Carr	1	3	3.0	3	0								
J.Felton	1	0	0.0	0	0	A.Cooper	1	0	0.0	0	0								
<b>Total</b>	<b>16</b>	<b>98</b>	<b>6.1</b>	<b>29</b>	<b>1</b>	<b>Total</b>	<b>13</b>	<b>56</b>	<b>4.3</b>	<b>22</b>	<b>0</b>								
PASSING										PASSING									
	ATT	CMP	YDS	SK/YD	TD	LG	IN	RT		ATT	CMP	YDS	SK/YD	TD	LG	IN	RT		
T.Taylor	13	9	110	2/16	0	22	0	95.0	D.Carr	17	9	112	0/0	0	26	0	73.7		
<b>Total</b>	<b>13</b>	<b>9</b>	<b>110</b>	<b>2/16</b>	<b>0</b>	<b>22</b>	<b>0</b>	<b>95.0</b>	<b>Total</b>	<b>17</b>	<b>9</b>	<b>112</b>	<b>0/0</b>	<b>0</b>	<b>26</b>	<b>0</b>	<b>73.7</b>		
PASS RECEIVING										PASS RECEIVING									
	TAR	REC	YDS	AVG	LG	TD		TAR	REC	YDS	AVG	LG	TD						
L.McCoy	3	3	21	7.0	10	0	M.Crabtree	5	3	30	10.0	17	0						
S.Watkins	3	2	32	16.0	16	0	L.Murray	4	3	23	7.7	10	0						
J.Hunter	2	1	22	22.0	22	0	M.Rivera	3	1	26	26.0	26	0						
G.Christian	1	1	14	14.0	14	0	A.Cooper	3	1	22	22.0	22	0						
B.Tate	1	1	13	13.0	13	0	T.Jones	1	1	11	11.0	11	0						
N.O'Leary	1	1	8	8.0	8	0	S.Roberts	1	0	0	0.0	0	0						
M.Goodwin	2	0	0	0.0	0	0													
<b>Total</b>	<b>13</b>	<b>9</b>	<b>110</b>	<b>12.2</b>	<b>22</b>	<b>0</b>	<b>Total</b>	<b>17</b>	<b>9</b>	<b>112</b>	<b>12.4</b>	<b>26</b>	<b>0</b>						

Buffalo Bills	Regular Defensive Plays												Special Teams					Misc				
	TKL	AST	COMB	SK	/	YDS	TFL	Q	IN	PD	FF	FR	TKL	AST	FF	FR	BL	TKL	AST	FF	FR	
K.Williams	3	2	5	0	0	0	0	1	0	0	0	0	0	0	0	0	0	0	0	0	0	0
C.Graham	3	1	4	0	0	0	0	0	0	1	0	0	0	0	0	0	0	0	0	0	0	0
P.Brown	2	1	3	0	0	0	0	0	0	0	0	0	0	0	0	0	0	0	0	0	0	0
J.Ihedigbo	2	1	3	0	0	0	0	0	0	0	0	0	0	0	0	0	0	0	0	0	0	0
<b>Total</b>	<b>10</b>	<b>5</b>	<b>15</b>	<b>0</b>	<b>0</b>	<b>0</b>	<b>0</b>	<b>1</b>	<b>0</b>	<b>1</b>	<b>0</b>	<b>0</b>	<b>0</b>	<b>0</b>	<b>0</b>	<b>0</b>	<b>0</b>	<b>0</b>	<b>0</b>	<b>0</b>	<b>0</b>	<b>0</b>





## First Quarter

BUF wins the coin toss and elects to defer. OAK elects to Receive, and BUF elects to defend the south goal.

D.Carpenter kicks 65 yards from BUF 35 to end zone, Touchback.

OAK Captains: #4 D. Carr, #27 R. Nelson, #28 L. Murry, #52 K. Mack, #56 D. Bates, #61 R. Hudson

BUF Captains: #13 D. Lewis, #39 M. Roberson, #57 L. Alexander, #98 D. Coleman, #99 M. Dareus

**Oakland Raiders at 15:00**

- 1-10-OAK 25 (15:00) (Shotgun) V.Alexander reported in as eligible. L.Murray up the middle to OAK 30 for 5 yards (M.Dareus; J.Ihedigbo).
- 2-5-OAK 30 (14:25) (Shotgun) L.Murray left guard to OAK 30 for no gain (B.Spikes).
- 3-5-OAK 30 (13:54) (Shotgun) *PENALTY on BUF-K.Williams, Neutral Zone Infraction, 5 yards, enforced at OAK 30 - No Play.* X1
- 1-10-OAK 35 (13:36) (Shotgun) D.Carr pass incomplete short middle to M.Rivera.
- 2-10-OAK 35 (13:32) (Shotgun) D.Carr pass incomplete short right to M.Rivera.
- 3-10-OAK 35 (13:25) (Shotgun) D.Carr pass deep middle to A.Cooper to BUF 14 for 51 yards (C.Graham) [L.Alexander].  
*PENALTY on OAK-A.Howard, Illegal Formation, 5 yards, enforced at OAK 35 - No Play.*
- 3-15-OAK 30 (12:59) (Shotgun) D.Carr pass short middle to L.Murray to OAK 35 for 5 yards (L.Alexander, C.Graham).
- 4-10-OAK 35 (12:20) M.King punts 46 yards to BUF 19, Center-J.Condo, fair catch by B.Tate.

**Buffalo Bills at 12:12**

- 1-10-BUF 19 (12:12) (Shotgun) T.Taylor pass deep left to S.Watkins pushed ob at BUF 35 for 16 yards (S.Smith). P1
- 1-10-BUF 35 (11:49) (No Huddle, Shotgun) T.Taylor pass incomplete short middle to J.Hunter.
- 2-10-BUF 35 (11:45) (Shotgun) T.Taylor pass short right to L.McCoy to BUF 43 for 8 yards (M.Smith).
- 3-2-BUF 43 (11:10) (Shotgun) T.Taylor pass short right to S.Watkins to OAK 41 for 16 yards (R.Nelson). P2
- 1-10-OAK 41 (10:38) (Shotgun) T.Taylor pass short right to L.McCoy pushed ob at OAK 31 for 10 yards (K.Mack). Officials to measure for 1st down - Good P3
- 1-10-OAK 31 (10:25) (Shotgun) T.Taylor pass deep right to J.Hunter pushed ob at OAK 9 for 22 yards (D.Amerson). P4
- 1-9-OAK 9 (10:00) (Shotgun) L.McCoy up the middle to OAK 6 for 3 yards (P.Riley, R.Nelson).
- 2-6-OAK 6 (9:27) T.Taylor pass short right to L.McCoy to OAK 3 for 3 yards (P.Riley).
- 3-3-OAK 3 (8:51) T.Taylor sacked at OAK 9 for -6 yards (B.Irvin).
- 4-9-OAK 9 **(8:06) D.Carpenter 27 yard field goal is GOOD, Center-G.Sanborn, Holder-C.Schmidt.**

**BUF 3 OAK 0, 10 plays, 72 yards, 4:10 drive, 6:58 elapsed**

D.Carpenter kicks 65 yards from BUF 35 to end zone, Touchback.

**Oakland Raiders at 8:02**

- 1-10-OAK 25 (8:02) (Shotgun) V.Alexander reported in as eligible. L.Murray left tackle pushed ob at OAK 47 for 22 yards (J.Ihedigbo). R2
- 1-10-OAK 47 (7:24) (Shotgun) L.Murray up the middle to OAK 48 for 1 yard (K.Williams, Z.Brown).
- 2-9-OAK 48 (6:43) (Shotgun) D.Carr pass incomplete short left to A.Cooper.
- 3-9-OAK 48 (6:39) (Shotgun) D.Carr pass deep middle to M.Rivera to BUF 26 for 26 yards (C.Graham, C.White). P3
- 1-10-BUF 26 (5:58) (Shotgun) V.Alexander reported in as eligible. J.Richard left tackle to BUF 19 for 7 yards (C.White).  
*PENALTY on OAK-V.Alexander, Offensive Holding, 10 yards, enforced at BUF 26 - No Play.*
- 1-20-BUF 36 (5:43) (Shotgun) *PENALTY on BUF-J.Hughes, Neutral Zone Infraction, 5 yards, enforced at BUF 36 - No Play.*
- 1-15-BUF 31 (5:30) (Shotgun) V.Alexander reported in as eligible. J.Richard right guard to BUF 29 for 2 yards (P.Brown, L.Douzable).
- 2-13-BUF 29 (4:50) (Shotgun) D.Carr pass incomplete short right to A.Cooper.
- 3-13-BUF 29 (4:44) (Shotgun) D.Carr pass incomplete short right to L.Murray.
- 4-13-BUF 29 **(4:40) S.Janikowski 47 yard field goal is GOOD, Center-J.Condo, Holder-M.King.**

**BUF 3 OAK 3, 8 plays, 46 yards, 1 penalty, 3:27 drive, 10:25 elapsed**

S.Janikowski kicks 63 yards from OAK 35 to BUF 2. B.Tate to BUF 20 for 18 yards (A.Holmes; D.Bates).

**Buffalo Bills at 4:35, (1st play from scrimmage 4:30)**

- 1-10-BUF 20 (4:30) (Shotgun) L.McCoy right guard to BUF 21 for 1 yard (B.Jackson).
- 2-9-BUF 21 (3:50) T.Taylor pass short right to G.Christian to BUF 35 for 14 yards (P.Riley, K.Joseph). P5
- 1-10-BUF 35 (3:15) (Shotgun) L.McCoy left guard to BUF 36 for 1 yard (P.Riley, K.Mack).
- 2-9-BUF 36 (2:40) (Shotgun) T.Taylor pass short middle to B.Tate to BUF 49 for 13 yards (T.Carrie). P6
- 1-10-BUF 49 (2:04) #3 E.Manuel in at QB. (Shotgun) L.McCoy right end pushed ob at OAK 43 for 8 yards (D.Amerson).
- 2-2-OAK 43 (1:33) #5 T.Taylor back in at QB. (Shotgun) M.Gillislee right guard pushed ob at OAK 14 for 29 yards (D.Amerson). R7
- 1-10-OAK 14 (1:08) (Shotgun) M.Gillislee up the middle to OAK 9 for 5 yards (J.Ward).
- 2-5-OAK 9 (:30) (Shotgun) L.McCoy right end pushed ob at OAK 5 for 4 yards (K.Joseph).

Buffalo Bills vs Oakland Raiders at Oakland-Alameda County Coliseum

END OF QUARTER

	Score	Time Poss	First Downs				Efficiencies	
			R	P	X	T	3 Down	4 Down
Buffalo Bills	3	8:45	1	6	0	7	1/2	0/0
Oakland Raiders	3	6:15	1	1	1	3	1/3	0/0

## Second Quarter

12/4/2016

## Play By Play

Buffalo Bills continued.

- 3-1-OAK 5 (15:00) (Shotgun) M.Gillislee up the middle to OAK 1 for 4 yards (R.Nelson; J.Ward). R8
- 1-1-OAK 1 (14:12) J.Felton up the middle to OAK 1 for no gain (D.Autry; P.Riley).
- 2-1-OAK 1 (13:31) **M.Gillislee left guard for 1 yard, TOUCHDOWN.** R9
- D.Carpenter extra point is GOOD, Center-G.Sanborn, Holder-C.Schmidt.

<b>BUF 10 OAK 3, 11 plays, 80 yards, 6:07 drive, 1:32 elapsed</b>
---

D.Carpenter kicks 67 yards from BUF 35 to OAK -2. J.Richard to OAK 20 for 22 yards (L.McCray).

**Oakland Raiders at 13:28, (1st play from scrimmage 13:23)**

- 1-10-OAK 20 (13:23) (Shotgun) D.Carr pass short left to T.Jones to OAK 31 for 11 yards (K.Williams). P4
- 1-10-OAK 31 (12:44) (Shotgun) V.Alexander reported in as eligible. L.Murray left tackle to OAK 31 for no gain (S.Lawson).
- 2-10-OAK 31 (12:12) (Shotgun) D.Carr pass short middle to M.Crabtree to OAK 40 for 9 yards (C.White) [L.Alexander].
- 3-1-OAK 40 (11:31) (Shotgun) V.Alexander reported in as eligible. L.Murray up the middle to OAK 40 for no gain (P.Brown).
- 4-1-OAK 40 (10:46) M.King punts 60 yards to end zone, Center-J.Condo, Touchback.

**Buffalo Bills at 10:37**

- 1-10-BUF 20 (10:37) (Shotgun) T.Taylor pass short right to N.O'Leary to BUF 28 for 8 yards (S.Smith).
- 2-2-BUF 28 (10:02) (Shotgun) L.McCoy right end ran ob at BUF 42 for 14 yards. R10
- 1-10-BUF 42 (9:24) (Shotgun) L.McCoy up the middle to BUF 48 for 6 yards (K.Joseph, D.Williams).
- 2-4-BUF 48 (8:45) T.Taylor sacked at BUF 38 for -10 yards (J.Cowser).
- 3-14-BUF 38 (7:57) T.Taylor scrambles left end ran ob at OAK 41 for 21 yards (S.Smith).  
*PENALTY on BUF-R.Incognito, Offensive Holding, 10 yards, enforced at BUF 38 - No Play.*
- 3-24-BUF 28 (7:34) (Shotgun) T.Taylor pass incomplete deep left to M.Goodwin.
- 4-24-BUF 28 (7:26) C.Schmidt punts 33 yards to OAK 39, Center-G.Sanborn, out of bounds.

**Oakland Raiders at 7:20**

- 1-10-OAK 39 (7:20) (Shotgun) A.Cooper left end to OAK 39 for no gain (S.Gilmore, S.Lawson).
- 2-10-OAK 39 (6:42) (Shotgun) L.Murray left guard to 50 for 11 yards (K.Williams, C.White). R5
- 1-10-50 (5:55) (Shotgun) L.Murray up the middle to BUF 48 for 2 yards (M.Dareus, K.Williams).
- 2-8-BUF 48 (5:30) (No Huddle, Shotgun) D.Carr pass short right to M.Crabtree to BUF 44 for 4 yards (K.Seymour).
- 3-4-BUF 44 (5:09) (No Huddle, Shotgun) D.Carr pass incomplete deep left to A.Cooper.  
*PENALTY on BUF-S.Gilmore, Defensive Pass Interference, 23 yards, enforced at BUF 44 - No Play.* X6
- 1-10-BUF 21 (5:03) (Shotgun) D.Carr pass incomplete deep middle to S.Roberts (C.Graham).
- 2-10-BUF 21 (4:57) (Shotgun) J.Richard up the middle to BUF 13 for 8 yards (J.Ihedigbo).
- 3-2-BUF 13 (4:14) (Shotgun) J.Richard up the middle to BUF 11 for 2 yards (K.Williams; P.Brown). R7
- 1-10-BUF 11 (3:43) (Shotgun) D.Carr pass incomplete short middle to M.Crabtree.
- 2-10-BUF 11 (3:39) (Shotgun) D.Carr right end pushed ob at BUF 8 for 3 yards (N.Robey-Coleman).
- 3-7-BUF 8 (3:06) (Shotgun) D.Carr pass incomplete short middle to M.Crabtree.  
*PENALTY on OAK-M.Crabtree, Taunting, 15 yards, enforced at BUF 8.*
- 4-22-BUF 23 (3:01) **S.Janikowski 41 yard field goal is GOOD, Center-J.Condo, Holder-M.King.**

<b>BUF 10 OAK 6, 11 plays, 38 yards, 1 penalty, 4:24 drive, 12:04 elapsed</b>
---

S.Janikowski kicks 66 yards from OAK 35 to BUF -1. B.Tate to BUF 24 for 25 yards (B.Trawick, A.Holmes).

**Buffalo Bills at 2:56, (1st play from scrimmage 2:50)**

- 1-10-BUF 24 (2:50) L.McCoy left end pushed ob at BUF 30 for 6 yards (K.Joseph).
- 2-4-BUF 30 (2:23) (Shotgun) T.Taylor pass incomplete deep right to M.Goodwin.
- 3-4-BUF 30 (2:17) (Shotgun) *PENALTY on BUF-T.Taylor, Delay of Game, 5 yards, enforced at BUF 30 - No Play.*
- 3-9-BUF 25 (2:17) (Shotgun) T.Taylor scrambles left end pushed ob at BUF 34 for 9 yards (B.Irvin). R11

## Two-Minute Warning

- 1-10-BUF 34 (2:00) (Shotgun) L.McCoy right guard to BUF 32 for -2 yards (K.Mack).
- 2-12-BUF 32 (1:20) (Shotgun) L.McCoy right tackle to BUF 41 for 9 yards (D.Amerson).
- 3-3-BUF 41 (:41) (Shotgun) T.Taylor pass incomplete short right to S.Watkins.
- 4-3-BUF 41 (:37) C.Schmidt punts 44 yards to OAK 15, Center-G.Sanborn, out of bounds.

**Oakland Raiders at 0:30**

**Buffalo Bills vs Oakland Raiders at Oakland-Alameda County Coliseum**

- 1-10-OAK 15 (:30) (Shotgun) D.Carr pass short middle to A.Cooper to OAK 37 for 22 yards (N.Robey-Coleman). P8  
 Timeout #1 by OAK at 00:23.
- 1-10-OAK 37 (:23) (Shotgun) D.Carr pass short middle to M.Crabtree to BUF 46 for 17 yards (C.Graham, K.Seymour) [K.Williams]. P9  
 Timeout #2 by OAK at 00:15.
- 1-10-BUF 46 (:15) (Shotgun) D.Carr pass short left to L.Murray to BUF 36 for 10 yards (C.Graham). P10  
1-10-BUF 36 (:10) (Shotgun) D.Carr pass short left to L.Murray pushed ob at BUF 28 for 8 yards (S.Gilmore).  
 Timeout #1 by BUF at 00:05.
- 2-2-BUF 28 **(:05) S.Janikowski 47 yard field goal is GOOD, Center-J.Condo, Holder-M.King.**

**BUF 10 OAK 9, 5 plays, 57 yards, 0:30 drive, 15:00 elapsed**

**END OF QUARTER**

	Score	Time Poss	First Downs				Efficiencies	
			R	P	X	T	3 Down	4 Down
<b>Buffalo Bills</b>	<b>10</b>	<b>7:15</b>	<b>4</b>	<b>0</b>	<b>0</b>	<b>4</b>	<b>2/4</b>	<b>0/0</b>
<b>Oakland Raiders</b>	<b>9</b>	<b>7:45</b>	<b>2</b>	<b>4</b>	<b>1</b>	<b>7</b>	<b>1/3</b>	<b>0/0</b>

## Third Quarter

12/4/2016

## Play By Play

BUF elects to Receive, and OAK elects to defend the North goal.

S.Janikowski kicks 57 yards from OAK 35 to BUF 8. B.Tate pushed ob at BUF 34 for 26 yards (J.Holton).

**Buffalo Bills at 15:00, (1st play from scrimmage 14:53)**

1-10-BUF 34 (14:53) (Shotgun) L.McCoy left guard to OAK 12 for 54 yards (K.Mack, T.Carrie). R12

1-10-OAK 12 (14:08) (No Huddle, Shotgun) T.Taylor right end for 12 yards, TOUCHDOWN. R13

D.Carpenter extra point is GOOD, Center-G.Sanborn, Holder-C.Schmidt.

**BUF 17 OAK 9, 2 plays, 66 yards, 0:57 drive, 0:57 elapsed**

D.Carpenter kicks 65 yards from BUF 35 to end zone, Touchback.

**Oakland Raiders at 14:03**

1-10-OAK 25 (14:03) (Shotgun) D.Carr right end to OAK 26 for 1 yard (K.Seymour).

2-9-OAK 26 (13:34) (Shotgun) D.Carr pass incomplete short right to C.Walford.

3-9-OAK 26 (13:24) (Shotgun) D.Carr pass incomplete short middle to S.Roberts.

4-9-OAK 26 (13:21) M.King punts 28 yards to BUF 46, Center-J.Condo, downed by OAK-C.James.

**Buffalo Bills at 13:11**

1-10-BUF 46 (13:11) (Shotgun) T.Taylor pass incomplete short middle to B.Tate.

*PENALTY on OAK-D.Amerson, Defensive Holding, 5 yards, enforced at BUF 46 - No Play.*

X14

1-10-OAK 49 (13:07) (Shotgun) T.Taylor pass short left to M.Goodwin ran ob at OAK 38 for 11 yards. P15

1-10-OAK 38 (12:42) (Shotgun) T.Taylor pass incomplete deep left to M.Goodwin.

2-10-OAK 38 (12:33) (Shotgun) L.McCoy up the middle to OAK 29 for 9 yards (M.Smith; N.Allen).

3-1-OAK 29 (12:03) M.Gillislee right guard to OAK 24 for 5 yards (P.Riley; N.Allen). R16

1-10-OAK 24 (11:23) (Shotgun) T.Taylor pass incomplete short left to S.Watkins.

2-10-OAK 24 (11:20) (Shotgun) L.McCoy right guard to OAK 16 for 8 yards (S.Smith).

3-2-OAK 16 (10:43) (Shotgun) T.Taylor pass short right to M.Goodwin to OAK 11 for 5 yards (D.Amerson). P17

1-10-OAK 11 (10:15) (Shotgun) T.Taylor pass short middle to S.Watkins to OAK 5 for 6 yards (T.Carrie).

2-4-OAK 5 (9:36) (Shotgun) M.Gillislee left guard to OAK 2 for 3 yards (P.Riley, R.Nelson). Officials to measure for the 1st down - Short.

3-1-OAK 2 (9:05) (Shotgun) M.Gillislee up the middle for 2 yards, TOUCHDOWN. R18

D.Carpenter extra point is GOOD, Center-G.Sanborn, Holder-C.Schmidt.

**BUF 24 OAK 9, 10 plays, 54 yards, 1 penalty, 4:10 drive, 5:59 elapsed**

D.Carpenter kicks 65 yards from BUF 35 to end zone, Touchback.

**Oakland Raiders at 9:01**

1-10-OAK 25 (9:01) (Shotgun) D.Carr pass short middle to C.Walford to OAK 43 for 18 yards (K.Williams). P11

1-10-OAK 43 (8:31) (No Huddle, Shotgun) J.Richard right tackle to OAK 44 for 1 yard (L.Alexander).

2-9-OAK 44 (7:59) (Shotgun) D.Carr pass short right to S.Roberts to BUF 42 for 14 yards (Z.Brown, C.Graham). P12

1-10-BUF 42 (7:30) (No Huddle, Shotgun) D.Carr pass short left to S.Roberts to BUF 38 for 4 yards (S.Gilmore).

2-6-BUF 38 (7:02) (No Huddle, Shotgun) L.Murray up the middle to BUF 24 for 14 yards (K.Williams, L.Alexander). R13

1-10-BUF 24 (6:38) (No Huddle, Shotgun) D.Carr pass deep middle to M.Crabtree to BUF 5 for 19 yards (C.Graham). P14

Timeout #1 by BUF at 06:11.

1-5-BUF 5 (6:11) (Shotgun) M.Watson reported in as eligible. D.Carr pass incomplete short right to M.Crabtree.

2-5-BUF 5 (6:06) (Shotgun) L.Murray left tackle to BUF 3 for 2 yards (M.Dareus; C.Graham).

3-3-BUF 3 (5:22) (Shotgun) D.Carr pass short middle to M.Crabtree for 3 yards, TOUCHDOWN. P15

S.Janikowski extra point is GOOD, Center-J.Condo, Holder-M.King.

**BUF 24 OAK 16, 9 plays, 75 yards, 3:44 drive, 9:43 elapsed**

S.Janikowski kicks 65 yards from OAK 35 to BUF 0. B.Tate to BUF 14 for 14 yards (A.Holmes).

**Buffalo Bills at 5:17, (1st play from scrimmage 5:12)**

1-10-BUF 14 (5:12) (Shotgun) Direct snap to L.McCoy. L.McCoy left end to BUF 20 for 6 yards (P.Riley). BUF-L.McCoy was injured during the play.

2-4-BUF 20 (4:55) (Shotgun) Direct snap to M.Gillislee. M.Gillislee up the middle to BUF 20 for no gain (P.Riley, M.Smith).

3-4-BUF 20 (4:13) (Shotgun) T.Taylor pass incomplete short right to S.Watkins.

4-4-BUF 20 (4:09) C.Schmidt punts 35 yards to OAK 45, Center-G.Sanborn. J.Richard to BUF 38 for 17 yards (S.Brown).

**Oakland Raiders at 4:00**

1-10-BUF 38 (4:00) (Shotgun) D.Carr pass short middle to M.Crabtree to BUF 34 for 4 yards (Z.Brown).



**Buffalo Bills vs Oakland Raiders at Oakland-Alameda County Coliseum**

2-6-BUF 34 (3:16) (Shotgun) V.Alexander reported in as eligible. J.Richard left guard to BUF 13 for 21 yards (Z.Brown). R16

1-10-BUF 13 (2:29) (Shotgun) V.Alexander reported in as eligible. J.Richard right tackle to BUF 10 for 3 yards (C.Graham, Z.Brown).

2-7-BUF 10 (1:46) (Shotgun) D.Carr pass short right to M.Rivera to BUF 1 for 9 yards (Z.Brown). P17

1-1-BUF 1 **(1:01) (Shotgun) L.Murray up the middle for 1 yard, TOUCHDOWN.** R18

S.Janikowski extra point is GOOD, Center-J.Condo, Holder-M.King.

<b>BUF 24 OAK 23, 5 plays, 38 yards, 3:03 drive, 14:03 elapsed</b>
--

S.Janikowski kicks 65 yards from OAK 35 to end zone, Touchback.

**Buffalo Bills at 0:57**

1-10-BUF 25 (:57) (Shotgun) T.Taylor pass incomplete short right to S.Watkins (T.Carrie).

2-10-BUF 25 (:52) (Shotgun) L.McCoy left tackle to BUF 25 for no gain (B.Irvin).

3-10-BUF 25 (:17) (Shotgun) PENALTY on BUF-C.Glenn, False Start, 5 yards, enforced at BUF 25 - No Play.

**END OF QUARTER**

	Score	Time Poss	First Downs				Efficiencies	
			R	P	X	T	3 Down	4 Down
<b>Buffalo Bills</b>	<b>24</b>	<b>7:21</b>	<b>4</b>	<b>2</b>	<b>1</b>	<b>7</b>	<b>3/4</b>	<b>0/0</b>
<b>Oakland Raiders</b>	<b>23</b>	<b>7:39</b>	<b>3</b>	<b>5</b>	<b>0</b>	<b>8</b>	<b>1/2</b>	<b>0/0</b>

## Fourth Quarter

12/4/2016

Play By Play

Buffalo Bills continued.

3-15-BUF 20 (15:00) (Shotgun) T.Taylor pass incomplete deep right to S.Watkins (D.Amerson).

4-15-BUF 20 (14:56) C.Schmidt punts 39 yards to OAK 41, Center-G.Sanborn, out of bounds.

**Oakland Raiders at 14:48**

1-10-OAK 41 (14:48) (Shotgun) V.Alexander reported in as eligible. D.Carr pass incomplete short right to S.Roberts (S.Lawson).

2-10-OAK 41 (14:44) (Shotgun) D.Carr pass incomplete deep right to M.Crabtree (J.Ihedigbo).

3-10-OAK 41 (14:37) (Shotgun) D.Carr pass deep right to M.Rivera to BUF 37 for 22 yards (C.White; J.Ihedigbo). P19

1-10-BUF 37 (14:21) (Shotgun) V.Alexander reported in as eligible. D.Carr pass incomplete deep left to A.Holmes.2-10-BUF 37 **(14:15) (Shotgun) D.Carr pass deep right to A.Cooper for 37 yards, TOUCHDOWN.** P20

S.Janikowski extra point is GOOD, Center-J.Condo, Holder-M.King.

**BUF 24 OAK 30, 5 plays, 59 yards, 0:40 drive, 0:52 elapsed**

S.Janikowski kicks 65 yards from OAK 35 to end zone, Touchback.

**Buffalo Bills at 14:08**

1-10-BUF 25 (14:08) (Shotgun) L.McCoy left guard to BUF 27 for 2 yards (D.Autry, K.Mack).

2-8-BUF 27 (13:36) (Shotgun) T.Taylor pass incomplete deep right to G.Christian.

3-8-BUF 27 (13:25) (Shotgun) T.Taylor pass incomplete short right to N.O'Leary.

4-8-BUF 27 (13:20) C.Schmidt punts 48 yards to OAK 25, Center-G.Sanborn. J.Richard pushed ob at 50 for 25 yards (C.Schmidt).

*PENALTY on OAK-D.Bates, Offensive Holding, 10 yards, enforced at OAK 25.***Oakland Raiders at 13:06**

1-10-OAK 15 (13:06) (Shotgun) J.Richard left tackle to OAK 22 for 7 yards (Z.Brown; C.Graham).

2-3-OAK 22 (12:41) (No Huddle, Shotgun) D.Carr pass short right to M.Crabtree to OAK 40 for 18 yards (P.Brown). P21

1-10-OAK 40 (12:06) (Shotgun) V.Alexander reported in as eligible. J.Richard up the middle to OAK 41 for 1 yard (P.Brown).

Timeout #1 by OAK at 11:17.

2-9-OAK 41 (11:17) (Shotgun) D.Carr pass incomplete short right to C.Walford.

3-9-OAK 41 (11:10) (Shotgun) D.Carr pass incomplete short right to L.Murray.

4-9-OAK 41 (11:06) M.King punts 55 yards to BUF 4, Center-J.Condo, downed by OAK-A.Holmes.

**Buffalo Bills at 10:53**

1-10-BUF 4 (10:53) (Shotgun) T.Taylor pass short left intended for M.Goodwin INTERCEPTED by N.Allen (K.Mack) at BUF 17. N.Allen to BUF 16 for 1 yard (M.Goodwin).

**Oakland Raiders at 10:45**

1-10-BUF 16 (10:45) (Shotgun) L.Murray up the middle to BUF 16 for no gain (L.Alexander).

2-10-BUF 16 (10:08) (Shotgun) J.Richard up the middle to BUF 8 for 8 yards (J.Ihedigbo; C.Graham).

Timeout #2 by OAK at 09:20.

3-2-BUF 8 (9:20) (Shotgun) L.Murray up the middle to BUF 3 for 5 yards (Z.Brown, P.Brown). R22

1-3-BUF 3 **(8:37) (Shotgun) V.Alexander reported in as eligible. L.Murray right tackle for 3 yards, TOUCHDOWN.** R23

Shotgun Formation. TWO-POINT CONVERSION ATTEMPT. D.Carr pass to S.Roberts is complete. ATTEMPT SUCCEEDS.

**BUF 24 OAK 38, 4 plays, 16 yards, 2:11 drive, 6:26 elapsed**

S.Janikowski kicks 65 yards from OAK 35 to end zone, Touchback.

**Buffalo Bills at 8:34**

1-10-BUF 25 (8:34) (Shotgun) T.Taylor pass short left to L.McCoy to BUF 29 for 4 yards (P.Riley).

2-6-BUF 29 (8:07) (No Huddle, Shotgun) T.Taylor pass short left to M.Goodwin to BUF 34 for 5 yards (N.Allen).

*PENALTY on OAK-B.Irvin, Defensive Offside, 5 yards, enforced at BUF 29 - No Play.*

2-1-BUF 34 (7:48) (Shotgun) L.McCoy left guard to BUF 35 for 1 yard (M.Smith). R19

1-10-BUF 35 (7:23) (No Huddle, Shotgun) T.Taylor pass short left to L.McCoy to BUF 41 for 6 yards (M.Smith).

2-4-BUF 41 (6:58) (No Huddle, Shotgun) T.Taylor pass short left to M.Goodwin to BUF 48 for 7 yards (S.Smith). P20

1-10-BUF 48 (6:31) (No Huddle, Shotgun) T.Taylor sacked at BUF 48 for 0 yards (D.Autry).

2-10-BUF 48 (5:57) (No Huddle, Shotgun) T.Taylor pass short left to M.Goodwin to OAK 40 for 12 yards (N.Allen). P21

1-10-OAK 40 (5:36) (No Huddle, Shotgun) T.Taylor pass incomplete short right to N.O'Leary.

2-10-OAK 40 (5:32) (Shotgun) T.Taylor scrambles left end to OAK 31 for 9 yards (S.Smith).

3-1-OAK 31 (4:57) (No Huddle, Shotgun) R.Bush up the middle to OAK 28 for 3 yards (M.Smith, K.Mack). R22

1-10-OAK 28 (4:25) (No Huddle, Shotgun) T.Taylor pass incomplete deep right to S.Watkins.

**Buffalo Bills vs Oakland Raiders at Oakland-Alameda County Coliseum**

- 2-10-OAK 28 (4:20) (Shotgun) T.Taylor pass incomplete short right to J.Hunter.
- 3-10-OAK 28 (4:11) (Shotgun) *PENALTY on BUF-B.Tate, False Start, 5 yards, enforced at OAK 28 - No Play.*
- 3-15-OAK 33 (4:11) (Shotgun) T.Taylor pass short left to L.McCoy to OAK 17 for 16 yards (R.Nelson, B.Irvin). P23
- 1-10-OAK 17 (3:29) (No Huddle, Shotgun) T.Taylor sacked at OAK 22 for -5 yards (K.Mack). FUMBLES (K.Mack) [K.Mack], RECOVERED by OAK-K.Mack at OAK 22. K.Mack to OAK 23 for 1 yard (C.Glenn).

**Oakland Raiders at 3:20**

- 1-10-OAK 23 (3:20) (Shotgun) L.Murray right tackle to OAK 25 for 2 yards (M.Dareus, S.Lawson).
- 2-8-OAK 25 (2:36) (Shotgun) L.Murray up the middle to OAK 29 for 4 yards (K.Williams).  
Timeout #2 by BUF at 02:31.
- 3-4-OAK 29 (2:31) (Shotgun) V.Alexander reported in as eligible. L.Murray up the middle to OAK 32 for 3 yards (J.Ihedigbo, P.Brown).  
Timeout #3 by BUF at 02:27.
- 4-1-OAK 32 (2:27) M.King punts 68 yards to end zone. Center-J.Condo, Touchback.  
*PENALTY on BUF-C.White, Roughing the Kicker, 15 yards, enforced at OAK 32 - No Play.* X24  
*PENALTY on OAK-M.King, Unsportsmanlike Conduct, 15 yards, enforced between downs.*
- 1-25-OAK 32 (2:18) (Shotgun) L.Murray right tackle to OAK 34 for 2 yards (D.Coleman, Z.Brown).

Two-Minute Warning

- 2-23-OAK 34 (2:00) (Shotgun) L.Murray right guard to OAK 36 for 2 yards (K.Williams, B.Spikes).
- 3-21-OAK 36 (1:14) (Shotgun) L.Murray up the middle to OAK 39 for 3 yards (C.Graham).  
Timeout #3 by OAK at 00:28.
- 4-18-OAK 39 (:28) M.King punts 32 yards to BUF 29, Center-J.Condo, downed by OAK-T.Adams.

**Buffalo Bills at 0:18**

- 1-10-BUF 29 (:18) (Shotgun) T.Taylor pass incomplete short left to D.Lewis.
- 2-10-BUF 29 (:10) (Shotgun) T.Taylor pass incomplete short middle to J.Hunter [J.Ward].
- 3-10-BUF 29 (:06) (Shotgun) T.Taylor pass short left to L.McCoy to BUF 43 for 14 yards (B.Irvin). P24

**END OF QUARTER**

	Score	Time Poss	First Downs				Efficiencies	
			R	P	X	T	3 Down	4 Down
<b>Buffalo Bills</b>	<b>24</b>	<b>6:54</b>	<b>2</b>	<b>4</b>	<b>0</b>	<b>6</b>	<b>3/5</b>	<b>0/0</b>
<b>Oakland Raiders</b>	<b>38</b>	<b>8:06</b>	<b>2</b>	<b>3</b>	<b>1</b>	<b>6</b>	<b>2/5</b>	<b>0/0</b>

# Miscellaneous Statistics Report

Buffalo Bills vs Oakland Raiders  
12/4/2016 at Oakland-Alameda County Coliseum

## Ten Longest Plays for Buffalo Bills

Yards	Qtr	Play Start	Play Description
54	3	1-10-BUF 34	(14:53) (Shotgun) L.McCoy left guard to OAK 12 for 54 yards (K.Mack, T.Carrie).
29	1	2-2-OAK 43	(1:33) #5 T.Taylor back in at QB. (Shotgun) M.Gillislee right guard pushed ob at OAK 14 for 29 yards (D.Amerson).
22	1	1-10-OAK 31	(10:25) (Shotgun) T.Taylor pass deep right to J.Hunter pushed ob at OAK 9 for 22 yards (D.Amerson).
16	1	1-10-BUF 19	(12:12) (Shotgun) T.Taylor pass deep left to S.Watkins pushed ob at BUF 35 for 16 yards (S.Smith).
16	1	3-2-BUF 43	(11:10) (Shotgun) T.Taylor pass short right to S.Watkins to OAK 41 for 16 yards (R.Nelson).
16	4	3-15-OAK 33	(4:11) (Shotgun) T.Taylor pass short left to L.McCoy to OAK 17 for 16 yards (R.Nelson, B.Irvin).
14	1	2-9-BUF 21	(3:50) T.Taylor pass short right to G.Christian to BUF 35 for 14 yards (P.Riley, K.Joseph).
14	2	2-2-BUF 28	(10:02) (Shotgun) L.McCoy right end ran ob at BUF 42 for 14 yards.
14	4	3-10-BUF 29	(:06) (Shotgun) T.Taylor pass short left to L.McCoy to BUF 43 for 14 yards (B.Irvin).
13	1	2-9-BUF 36	(2:40) (Shotgun) T.Taylor pass short middle to B.Tate to BUF 49 for 13 yards (T.Carrie).

## Ten Longest Plays for Oakland Raiders

Yards	Qtr	Play Start	Play Description
37	4	2-10-BUF 37	(14:15) (Shotgun) D.Carr pass deep right to A.Cooper for 37 yards, TOUCHDOWN.
26	1	3-9-OAK 48	(6:39) (Shotgun) D.Carr pass deep middle to M.Rivera to BUF 26 for 26 yards (C.Graham, C.White).
22	1	1-10-OAK 25	(8:02) (Shotgun) V.Alexander reported in as eligible. L.Murray left tackle pushed ob at OAK 47 for 22 yards (J.Ihedigbo).
22	2	1-10-OAK 15	(:30) (Shotgun) D.Carr pass short middle to A.Cooper to OAK 37 for 22 yards (N.Robey-Coleman).
22	4	3-10-OAK 41	(14:37) (Shotgun) D.Carr pass deep right to M.Rivera to BUF 37 for 22 yards (C.White; J.Ihedigbo).
21	3	2-6-BUF 34	(3:16) (Shotgun) V.Alexander reported in as eligible. J.Richard left guard to BUF 13 for 21 yards (Z.Brown).
19	3	1-10-BUF 24	(6:38) (No Huddle, Shotgun) D.Carr pass deep middle to M.Crabtree to BUF 5 for 19 yards (C.Graham).
18	3	1-10-OAK 25	(9:01) (Shotgun) D.Carr pass short middle to C.Walford to OAK 43 for 18 yards (K.Williams).
18	4	2-3-OAK 22	(12:41) (No Huddle, Shotgun) D.Carr pass short right to M.Crabtree to OAK 40 for 18 yards (P.Brown).
17	2	1-10-OAK 37	(:23) (Shotgun) D.Carr pass short middle to M.Crabtree to BUF 46 for 17 yards (C.Graham, K.Seymour) [K.Williams].

## Touchdown Scoring Information

		Offense	Defense	Special Teams
VISITOR	Buffalo Bills	3	0	0
HOME	Oakland Raiders	4	0	0

## Player Scoring Information

Club	Player	TD	Rush TD	Rec TD	KO TD	Punt TD	Int TD	Fum TD	Misc TD	FG	XP	2Pt Rush	2Pt Rec	Sfty	Points
BUF	M.Gillislee	0	2	0	0	0	0	0	0	0	0	0	0	0	12
BUF	T.Taylor	0	1	0	0	0	0	0	0	0	0	0	0	0	6
BUF	D.Carpenter	0	0	0	0	0	0	0	0	1	3	0	0	0	6
OAK	L.Murray	0	2	0	0	0	0	0	0	0	0	0	0	0	12
OAK	S.Janikowski	0	0	0	0	0	0	0	0	3	3	0	0	0	12
OAK	M.Crabtree	0	0	1	0	0	0	0	0	0	0	0	0	0	6
OAK	A.Cooper	0	0	1	0	0	0	0	0	0	0	0	0	0	6
OAK	S.Roberts	0	0	0	0	0	0	0	0	0	0	0	1	0	2

## Possession Detail

	First Half		Second Half		Game	
	Visitor	Home	Visitor	Home	Visitor	Home
Largest Lead	7	0	15	14	15	14
Drives Leading	2	0	4	3	6	3
Time of Possession Leading	5:43	0:00	7:33	7:26	13:16	7:26
Largest Deficit	0	-7	-14	-15	-14	-15
Drives Trailing	0	4	4	4	4	8
Time of Possession Trailing	0:00	11:12	6:42	8:19	6:42	19:31
Times Score Tied Up		1		0		1
Lead Changes		2		1		3

# Playtime Percentage

*Percent of playtime per player on offense, defense and special teams*

Buffalo Bills					Oakland Raiders				
		Offense	Defense	Special Teams		Offense	Defense	Special Teams	
R Incognito	G	72 100%		4 12%	K Osemele	G	71 100%		6 18%
R Groy	G	72 100%		4 12%	A Howard	T	71 100%		6 18%
J Mills	T	72 100%		4 12%	D Penn	T	71 100%		6 18%
C Glenn	T	72 100%		4 12%	G Jackson	G	71 100%		6 18%
T Taylor	QB	72 100%			D Carr	QB	71 100%		
N O'Leary	TE	70 97%		11 33%	R Hudson	C	71 100%		
M Goodwin	WR	59 82%			A Cooper	WR	63 89%		
J Miller	G	55 76%		4 12%	M Crabtree	WR	57 80%		
S Watkins	WR	49 68%			S Roberts	WR	55 77%		
L McCoy	RB	45 62%			L Murray	RB	50 70%		
J Hunter	WR	38 53%			C Walford	TE	45 63%		6 18%
J Felton	FB	26 36%		7 21%	V Alexander	G	21 30%		
M Gillislee	RB	21 29%		12 36%	M Rivera	TE	20 28%		6 18%
P Lewis	C	17 24%			J Richard	RB	17 24%		10 30%
B Tate	WR	14 19%		18 55%	A Holmes	WR	12 17%		23 70%
D Lewis	WR	14 19%		4 12%	J Olawale	FB	10 14%		21 64%
G Christian	TE	11 15%			T Jones	RB	2 3%		23 70%
R Bush	RB	5 7%		2 6%	M Watson	T	2 3%		6 18%
J Williams	RB	4 6%		7 21%	J Holton	WR	1 1%		9 27%
C Kouandjio	T	2 3%		4 12%	M Smith	LB		72 100%	
E Manuel	QB	1 1%			R Nelson	FS		72 100%	
P Brown	LB		71 100%	11 33%	S Smith	CB		70 97%	
C Graham	FS		71 100%	11 33%	D Amerson	CB		70 97%	
Z Brown	LB		70 99%	6 18%	P Riley	LB		69 96%	
K Seymour	CB		69 97%	11 33%	B Irvin	LB		68 94%	4 12%
S Gilmore	CB		69 97%	6 18%	K Mack	DE		68 94%	4 12%
K Williams	DT		61 86%	6 18%	D Autry	DE		63 88%	4 12%
M Dareus	DT		59 83%	6 18%	J Ward	DE		62 86%	
C White	CB		49 69%	22 67%	T Carrie	CB		41 57%	4 12%
N Robey	CB		49 69%	11 33%	N Allen	SS		40 56%	25 76%
J Hughes	LB		43 61%		D Williams	DT		33 46%	4 12%
J Ihedigbo	SS		38 54%	19 58%	J Ellis	NT		20 28%	4 12%
L Alexander	LB		38 54%	16 48%	K Joseph	SS		20 28%	
S Lawson	DE		32 45%		B Jackson	DE		11 15%	10 30%
L Douzable	DE		22 31%	10 30%	J Cowser	DE		8 11%	19 58%
D Coleman	DT		14 20%		C James	LB		5 7%	11 33%
B Spikes	LB		12 17%	6 18%	D Bates	LB			27 82%
A Washington	DT		10 14%	6 18%	B Trawick	FS			23 70%
J Meeks	SS		2 3%	23 70%	K McGill	FS			22 67%
R Humber	LB		2 3%	23 70%	T Adams	LB			17 52%
L McCray	LB			23 70%	S Janikowski	K			13 39%
S Brown	FS			23 70%	J Condo	LS			12 36%
M Roberson	CB			12 36%	M King	P			12 36%
G Sanborn	LS			9 27%	J Feliciano	G			11 33%
C Schmidt	P			9 27%					

D Carpenter

K

9 27% D McDonald

CB

9 27%