



2016 TAMPA BAY BUCCANEERS

# MEDIA INFORMATION




VS.



GAME EIGHT  
VS. ATLANTA

NOV. 3RD - 8:25 PM ET





**TAMPA BAY BUCCANEERS**  
**2016 WEEKLY PRESS RELEASE**  
**PUBLIC RELATIONS**

**ONE BUCCANEER PLACE, TAMPA FLORIDA**  
**TEL (813) 554-1311**  
**FAX (813) 387-6317**

**TAMPA BAY BUCCANEERS** vs. **ATLANTA FALCONS**

**TAMPA BAY BUCCANEERS (3-4) VS. ATLANTA FALCONS (5-3)**

THURSDAY, NOVEMBER 3, 8:25 P.M. ET

RAYMOND JAMES STADIUM (65,618)

**NETWORK TELEVISION:** NBC

**PLAY-BY-PLAY:** AL MICHAELS **ANALYST:** CRIS COLLINSWORTH **SIDELINE:** HEATHER COX

**BUCS RADIO:** US 103.5, FLAGSHIP STATION (103.5 FM, 620 AM & 95.3 FM)

**PLAY-BY-PLAY:** GENE DECKERHOFF **ANALYST:** DAVE MOORE **SIDELINE:** T.J. RIVES

**LAST GAME:** TAMPA BAY LOST VS. OAKLAND, 30-24; ATLANTA WON VS. GREEN BAY, 33-32



**ALL-TIME SERIES**

Tampa Bay leads the all-time series between these two teams, 24-22, with the Buccaneers taking the lead after winning the past three, including a 31-24 win at Atlanta in Week 1. Last year, the Buccaneers swept the Falcons for the first time since 2007. Since the NFC South was created in 2002, the series is split 14-14. The Buccaneers swept the season series in 2002, 2005 and 2007, on the way to NFC South titles, in addition to their sweep last year. The Falcons swept the series in 2006, 2009, 2010 and 2014. The teams have split their NFC South matchups six times (2003, 2004, 2008, 2011, 2012, 2013). The two teams first met in 1977, with Atlanta notching a 17-0 win at Tampa Stadium (11/27/77). The Bucs picked up their first win in the series the next season, a 14-9 victory that evened Tampa Bay's record at 2-2, marking the first time the club hit the .500 mark. Tampa Bay's 48-10 home victory to open the 1987 season represents the most points ever scored by a Buccaneers squad in the regular season, a mark that was later tied. Tampa Bay also posted a six-game winning streak in the series, beginning with a victory in 1997.

**2016 Schedule and Results (3-4)**

| DATE   | OPPONENT (TV)          | TIME      |
|--------|------------------------|-----------|
| 9/11   | at Atlanta (FOX)       | W, 31-24  |
| 9/18   | at Arizona (FOX)       | L, 40-7   |
| 9/25   | LOS ANGELES (FOX)      | L, 37-32  |
| 10/2   | DENVER (CBS)           | L, 27-7   |
| 10/10  | at Carolina (ESPN)     | W, 17-14  |
|        | Bye Week               |           |
| 10/23  | at San Francisco (FOX) | W, 34-17  |
| 10/30  | OAKLAND (CBS)          | L, 30-24  |
| 11/3   | ATLANTA (NFLN)         | 8:25 p.m. |
| 11/13  | CHICAGO^ (FOX)         | 1:00 p.m. |
| 11/20  | at Kansas City^ (FOX)  | 1:00 p.m. |
| 11/27  | SEATTLE^ (FOX)         | 4:05 p.m. |
| 12/4   | at San Diego^ (FOX)    | 4:25 p.m. |
| 12/11  | NEW ORLEANS^ (FOX)     | 1:00 p.m. |
| 12/18  | at Dallas^ (FOX)       | 1:00 p.m. |
| 12/24  | at New Orleans^ (FOX)  | 1:00 p.m. |
| 1/1/17 | CAROLINA^ (FOX)        | 1:00 p.m. |

HOME GAMES IN ALL CAPS - All Times Eastern  
 ^ Subject to Flexible Scheduling

**REGULAR SEASON SERIES BY THE NUMBERS**

|                                 |                                     |
|---------------------------------|-------------------------------------|
| Overall Regular Season Series   | Tampa Bay leads 24-22               |
| Home Record vs. Atlanta Falcons | 14-10                               |
| Road Record vs. Atlanta Falcons | 10-12                               |
| Current Streak                  | Buccaneers, three games (2015-16)   |
| Buccaneers Longest Streak       | Six games (1997-2003)               |
| Falcons Longest Streak          | Five games, (2008-10)               |
| Regular Season Point Total      | Buccaneers 983 - Falcons 926        |
| Most Points, Buccaneers         | 48, Buccaneers 48-10 (1987)         |
| Most Points, Falcons            | 56, Falcons 56-14 (2014)            |
| Most Points, both teams         | 70, Falcons 56-14 (2014)            |
| Fewest Points, Buccaneers       | 0, Falcons 17-0 (1977)              |
| Fewest Points, Falcons          | 0, Buccaneers 27-0 (2004)           |
| Fewest Points, both teams       | 17, twice, last Falcons 14-3 (2006) |
| Largest Win, Buccaneers         | 38 points, Buccaneers 48-10 (1987)  |
| Largest Win, Falcons            | 42 points, Falcons 56-14 (2014)     |

**BUCCANEERS PR TWITTER AND MEDIA SITE**

The Tampa Bay Buccaneers Public Relations staff is on Twitter: **@BuccaneersPR**, the department's official Twitter account, which provides media members with the latest updates on schedules and transactions, as well as notes and facts about the team and its activities.

For all of the team's publicity material, visit [media.buccaneers.com](http://media.buccaneers.com). There, users will find updated statistics, game notes, bios, rosters, the 2015 Buccaneers Media Guide and more, plus the latest releases from the team.

**Nelson Luis**  
 Senior Director of Communications  
 nluis@buccaneers.nfl.com

**Michael Pehanich**  
 Sr. Public Relations Manager  
 mpehanich@buccaneers.nfl.com

**Allen Barrett**  
 Public Relations Manager  
 abarrett@buccaneers.nfl.com

**Chris King**  
 Public Relations Coordinator  
 cking@buccaneers.nfl.com

**Brooke Skelley**  
 Public Relations Assistant  
 bskelley@buccaneers.nfl.com

## STATISTICAL COMPARISON

A look at how the teams match up in the 2016 season rankings:

| Category             | Tampa Bay                       | Atlanta                           |
|----------------------|---------------------------------|-----------------------------------|
| Total Offense        | 16th (351.7 ypg)                | 1st (425.3 ypg)                   |
| Rushing Offense      | 12th (113.4 ypg)                | t14th (111.5 ypg)                 |
| Passing Offense      | 21st (238.3 ypg)                | 2nd (313.8 ypg)                   |
| Total Defense        | 26th (390.0 ypg)                | 25th (379.3 ypg)                  |
| Rushing Defense      | 22nd (115.3 ypg)                | 11th (93.9 ypg)                   |
| Passing Defense      | 23rd (274.7 ypg)                | t27th (285.4 ypg)                 |
| Points Scored        | 19th (21.7 ppg)                 | 1st (32.8 ppg)                    |
| Points Allowed       | 25th (27.0 ppg)                 | 29th (28.9 ppg)                   |
| Sacks                | t18th (15.0)                    | t11th (18.0)                      |
| Sacks Allowed        | t14th (16.0)                    | 27th (20.0)                       |
| Turnover Margin      | t19th (-2)                      | t10th (+2)                        |
| <b>Team Leaders</b>  | <b>Tampa Bay</b>                | <b>Atlanta</b>                    |
| Rushing Yards        | Jacquizz Rodgers (393)          | Devonta Freeman (543 - 8th, NFL)  |
| Rushing Touchdowns   | Four tied with 1                | Tevin Coleman (5 - t8th, NFL)     |
| Passer Rating        | Jameis Winston (81.9)           | Matt Ryan (115.8 - 2nd, NFL)      |
| Passing Yards        | Jameis Winston (1,776)          | Matt Ryan (2,636 - 1st, NFL)      |
| Passing Touchdowns   | Jameis Winston (14 - t9th, NFL) | Matt Ryan (19 - 1st, NFL)         |
| Receptions           | Mike Evans (44 - t8th, NFL)     | Julio Jones (43 - 10th, NFL)      |
| Receiving Yards      | Mike Evans (595 - 8th, NFL)     | Julio Jones (859 - 2nd, NFL)      |
| Receiving Touchdowns | Mike Evans (6 - t1st, NFL)      | Julio Jones (4 - t8th, NFL)       |
| Tackles              | Kwon Alexander (66 - 10th, NFL) | Keanu Neal (49)                   |
| Sacks                | G. McCoy, N. Spence (3.0)       | Vic Beasley Jr. (7.5 - t3rd, NFL) |
| Interceptions        | Four tied with 1                | R. Alford, D. Jones (2)           |

## WEEKLY MEDIA SCHEDULE

### TUESDAY, NOVEMBER 1

- 11:25 a.m. - DC Mike Smith Media Availability
- 11:35 a.m. - QB Jameis Winston Availability/  
Open Locker Room (45 minutes)
- 12:50 p.m. - Practice (Open first 30 minutes)
- 1:00 p.m. - ATL Player Conference Call
- 1:15 p.m. - ATL HC Dan Quinn Conference Call
- 2:35 p.m. - HC Dirk Koetter Media Availability

### WEDNESDAY, NOVEMBER 2

**No. Media Availability**

### THURSDAY, NOVEMBER 3

**8:25 p.m.** - Tampa Bay Buccaneers vs. Atlanta Falcons at Raymond James Stadium

**- ALL TIMES EASTERN -**

## LAST GAME

- The Buccaneers scored the first points of the game on a 41-yard field goal from K **Roberto Aguayo**, who capped a 12-play, 66-yard drive that lasted 6:31. The drive was Tampa Bay's 11th drive of the season that lasted at least 10 plays.

- Tampa Bay recorded the first takeaway of the game after DE **Noah Spence** sacked Raiders QB **Derek Carr** for a two-yard loss, forcing a fumble that was recovered by DE **Howard Jones** at the Oakland 34-yard line. It was the third sack of the season for Spence and his first career forced fumble. It was the second career fumble recovery for Jones and his first this season. Tampa Bay has created a takeaway in three consecutive games.

- On the ensuing drive, QB **Jameis Winston** connected with WR **Russell Shepard** on a 19-yard touchdown pass, ending a three-play, 34-yard drive that lasted 1:21. Shepard has two touchdown receptions on the season and three in his career.

- Winston added his second touchdown pass of the day on the first play of the fourth quarter, a five-yard touchdown pass to TE **Cameron Brate** to complete a three-play, 47-yard drive that lasted 1:12. Brate has three touchdown receptions on the season, matching a career high. He has six receiving touchdowns in his career. The touchdown pass was the 14th of the season for Winston and the 36th of his career.

- Winston's 36 career passing touchdowns stand as the seventh-most in team history, surpassing QB **Craig Erickson** (34 from 1992-94).

- Winston's 14 touchdown passes are tied for the most through seven games in team history (also Josh Freeman, 2012; Brad Johnson, 2003).

- RB **Jacquizz Rodgers** scored his first touchdown with the Buccaneers in the fourth quarter, a one-yard run to give the Buccaneers the lead. It was the sixth rushing touchdown of Rodgers' career.

- Following Rodgers' touchdown, Winston connected with WR **Mike Evans** for a two-point conversion to give Tampa Bay a 24-17 lead. It was Evans first career two-point conversion.

- This game marks the first overtime game for Tampa Bay this season and the team's first since 2015 (11/1/15 at Atlanta).

- In overtime, CB **Jude Adjei-Barimah** recorded his second career sack, dropping Carr for a four-yard loss. Adjei-Barimah also recorded a sack last week against San Francisco. He is the first Buccaneers defensive back to record multiple sacks in a season since S **Mark Barron** had 2.0 in 2013. He is the first Buccaneers cornerback to do so since **Ronde Barber** had 2.0 in 2009.

### MOST TOUCHDOWN PASSES - (Team History)

| Rank | Player                            | TDs       |
|------|-----------------------------------|-----------|
| 1.   | Josh Freeman, 2009-13             | 80        |
| 2.   | Vinny Testaverde, 1987-92         | 77        |
| 3.   | Doug Williams, 1978-82            | 73        |
| 4.   | Trent Dilfer, 1994-99             | 70        |
| 5.   | Brad Johnson, 2001-04             | 64        |
| 6.   | Steve DeBerg, 1984-93             | 61        |
| 7.   | <b>Jameis Winston, 2015-Pres.</b> | <b>36</b> |
| 8.   | Craig Erickson, 1992-94           | 34        |
| 9.   | Brian Griese, 2004-08             | 32        |
| 10.  | Mike Glennon, 2013-Pres.          | 29        |

## NEW & NOTABLE

### EVANS EXCELLING

Since entering the league in 2014, Mike Evans has established himself as one of the top receivers in the NFL and this season has further cemented that claim.

Over the past three seasons, he has the ninth-most receiving yards in the NFL and the fifth-most touchdown receptions.

### 2014-16 NFL LEADERS IN RECEIVING YARDS

| Rank | Player (Current Team)      | Rec.       | Yards        |
|------|----------------------------|------------|--------------|
| 1.   | WR Julio Jones (ATL)       | 283        | 4,323        |
| 2.   | WR Antonio Brown (PIT)     | 313        | 4,124        |
| 3.   | WR Demaryius Thomas (DEN)  | 258        | 3,458        |
| 4.   | WR Odell Beckham Jr. (NYG) | 227        | 3,385        |
| 5.   | WR A.J. Green (CIN)        | 214        | 3,234        |
| 5.   | WR T.Y. Hilton (IND)       | 197        | 3,178        |
| 7.   | WR DeAndre Hopkins (HOU)   | 227        | 3,165        |
| 8.   | WR Emmanuel Sanders (DEN)  | 221        | 3,106        |
| 9.   | <b>WR Mike Evans (TB)</b>  | <b>186</b> | <b>2,852</b> |
| 10.  | TE Rob Gronkowski (NE)     | 176        | 2,784        |

### 2014-16 NFL LEADERS IN RECEIVING TOUCHDOWNS

| Rank | Player (Team)             | Rec. TD   |
|------|---------------------------|-----------|
| 1.   | WR Odell Beckham (NYG)    | 28        |
| 1.   | WR Antonio Brown (PIT)    | 28        |
| 3.   | TE Rob Gronkowski (NE)    | 26        |
| 4.   | WR Brandon Marshall (NYJ) | 24        |
| 5.   | <b>WR Mike Evans (TB)</b> | <b>21</b> |
| 5.   | WR Dez Bryant (DAL)       | 21        |
| 5.   | WR DeMaryius Thomas (DEN) | 21        |

This season, Evans ranks in the top 10 in the NFL in receptions per game, receiving yards per game and receiving touchdowns.

### 2016 NFL RECEPTIONS PER GAME LEADERS (Min. 6 Games Played)

| Rank | Player (Team)             | GP       | Rec.      | Rec/Gm.    |
|------|---------------------------|----------|-----------|------------|
| 1.   | WR A.J. Green (CIN)       | 8        | 59        | 7.4        |
| 2.   | WR Larry Fitzgerald (ARI) | 8        | 56        | 7.0        |
| 2.   | TE Jordan Reed (WAS)      | 6        | 42        | 7.0        |
| 4.   | WR Antonio Brown (PIT)    | 7        | 48        | 6.9        |
| 5.   | WR Jarvis Landry (MIA)    | 7        | 46        | 6.6        |
| 6.   | WR Randall Cobb (GB)      | 6        | 39        | 6.5        |
| 6.   | WR Amari Cooper (OAK)     | 8        | 52        | 6.5        |
| 8.   | <b>WR Mike Evans (TB)</b> | <b>7</b> | <b>44</b> | <b>6.3</b> |
| 9.   | WR Michael Thomas (NO)    | 7        | 42        | 6.0        |
| 10.  | WR Michael Crabtree (OAK) | 8        | 47        | 5.9        |

### 2016 NFL RECEIVING TOUCHDOWN LEADERS

| Rank | Player (Team)             | Rec. TD  |
|------|---------------------------|----------|
| 1.   | <b>WR Mike Evans (TB)</b> | <b>6</b> |
| 1.   | WR Michael Crabtree (OAK) | 6        |
| 1.   | WR Jordy Nelson (GB)      | 6        |
| 4.   | WR Davante Adams (GB)     | 5        |
| 4.   | WR Antonio Brown (PIT)    | 5        |
| 4.   | WR Brandin Cooks (NO)     | 5        |
| 4.   | WR Larry Fitzgerald (ARI) | 5        |

### 2016 NFL RECEIVING YARDS PER GAME LEADERS (Min. 4 Games Played)

| Rank | Player (Team)              | GP       | Yds.       | Yds/Gm.     |
|------|----------------------------|----------|------------|-------------|
| 1.   | WR A.J. Green (CIN)        | 8        | 896        | 112.0       |
| 2.   | WR Julio Jones (ATL)       | 8        | 859        | 107.4       |
| 3.   | WR Amari Cooper (OAK)      | 8        | 787        | 98.4        |
| 4.   | WR Odell Beckham Jr. (NYG) | 7        | 630        | 90.0        |
| 5.   | TE Greg Olsen (CAR)        | 7        | 621        | 88.7        |
| 6.   | WR T.Y. Hilton (IND)       | 8        | 709        | 88.6        |
| 7.   | <b>WR Mike Evans (TB)</b>  | <b>7</b> | <b>595</b> | <b>85.0</b> |
| 8.   | WR Antonio Brown (PIT)     | 7        | 592        | 84.6        |
| 9.   | WR Marvin Jones Jr. (DET)  | 8        | 656        | 82.0        |
| 10.  | WR Jarvis Landry (MIA)     | 7        | 572        | 81.7        |

Evans has managed to combine a high volume of catches, while still being one of the most effective downfield threats in the NFL. His 15.3 average per reception over the last three seasons ranks third in the league among receivers with at least 150 catches.

### 2014-16 NFL RECEIVING AVG. LEADERS (Min. 150 Receptions)

| Rank | Player (Team)          | Rec.       | Yds.         | Avg.        |
|------|------------------------|------------|--------------|-------------|
| 1.   | WR T.Y. Hilton (IND)   | 197        | 3,178        | 16.1        |
| 2.   | TE Rob Gronkowski (NE) | 176        | 2,784        | 15.8        |
| 3.   | <b>Mike Evans (TB)</b> | <b>186</b> | <b>2,852</b> | <b>15.3</b> |
| 4.   | Julio Jones (ATL)      | 283        | 4,323        | 15.3        |
| 5.   | A.J. Green (CIN)       | 214        | 3,234        | 15.1        |

Evans' ability at working down the field has made him one of the best in the NFL at creating first downs, with 78.6 percent of his catches going for a first down, the highest mark in the league since 2014.

### NFL LEADERS IN FIRST DOWN CATCH PERCENTAGE - Min. 150 Rec. (2014-16)

| Player                       | 1st Dn.    | Rec        | 1st%        |
|------------------------------|------------|------------|-------------|
| <b>1. WR Mike Evans (TB)</b> | <b>146</b> | <b>186</b> | <b>78.5</b> |
| 2. WR Calvin Johnson (DET)   | 124        | 159        | 78.0        |
| 3. WR Alshon Jeffery (CHI)   | 126        | 168        | 75.0        |
| 4. WR DeAndre Hopkins (HOU)  | 169        | 227        | 74.4        |
| 5. TE Rob Gronkowski (NE)    | 129        | 176        | 73.3        |

## NEW & NOTABLE

### QUIZZ SHOW

The fulcrum to Tampa Bay's resurgent rushing attack has been RB Jacquizz Rodgers. Prior to Week 5, Rodgers had never topped 20 carries in a game, or reached the 100-yard mark. He has topped 18 carries in each of the past three games, with two 100-yard games.

Since getting his first start with the team in Week 5, 'Quizz' has been one of the most productive running backs in the NFL, leading the league in rushing attempts per game and ranking third in rushing yards per game.

#### 2016 NFL LEADERS RUSHING ATTEMPTS PER GAME (Since Week 5)

| Rank | Player (Team)                | Att.      | GP.      | Att./Gm.    |
|------|------------------------------|-----------|----------|-------------|
| 1.   | <b>Jacquizz Rodgers (TB)</b> | <b>75</b> | <b>3</b> | <b>25.0</b> |
| 2.   | DeMarco Murray (TEN)         | 94        | 4        | 23.5        |
| 3.   | David Johnson (ARI)          | 92        | 4        | 23.0        |
| 4.   | Jay Ajayi (MIA)              | 66        | 3        | 22.0        |
| 4.   | Melvin Gordon (SD)           | 88        | 4        | 22.0        |

#### 2016 NFL LEADERS RUSHING YARDS PER GAME (Since Week 5)

| Rank | Player (Team)                | Yards      | GP.      | Yds./Gm.     |
|------|------------------------------|------------|----------|--------------|
| 1.   | Jay Ajayi (MIA)              | 460        | 3        | 153.3        |
| 2.   | Ezekiel Elliott (DAL)        | 387        | 3        | 129.0        |
| 3.   | <b>Jacquizz Rodgers (TB)</b> | <b>324</b> | <b>3</b> | <b>108.0</b> |
| 4.   | DeMarco Murray (TEN)         | 416        | 4        | 104.0        |
| 5.   | David Johnson (ARI)          | 405        | 4        | 101.3        |

Rodgers set a career high with 30 carries in the win at Carolina, the third-most in a single game by a running back in the NFL this season.

#### 2016 NFL MOST CARRIES - (Single Game)

| Rank | Player (Team)                | Date         | Opp.          | Rushes    |
|------|------------------------------|--------------|---------------|-----------|
| 1.   | David Johnson (ARI)          | 10/23        | vs. SEA       | 33        |
| 1.   | DeAngelo Williams (PIT)      | 9/18         | vs. CIN       | 32        |
| 3.   | <b>Jacquizz Rodgers (TB)</b> | <b>10/10</b> | <b>at CAR</b> | <b>30</b> |
| 3.   | Ezekiel Elliot (DAL)         | 9/25         | vs. CHI       | 30        |
| 3.   | Matt Forte (NYJ)             | 9/15         | at BUF        | 30        |
| 3.   | Matt Forte (NYJ)             | 10/23        | vs. BAL       | 30        |

### COMMITTED TO THE RUN

After throwing the ball a league-high 177 times through the first four weeks of the season, the Buccaneers have shown a commitment to their running game over the past three contests. Starting with their Week 5 game at Carolina, Tampa Bay is second in the league in rushing attempts per game, while ranking sixth in rushing yards per game.

#### 2016 NFL LEADERS RUSHING ATTEMPTS PER GAME (Since Week 5)

| Rank | Team                        | Att.       | GP.      | Att./Gm.    |
|------|-----------------------------|------------|----------|-------------|
| 1.   | Tennessee Titans            | 143        | 4        | 35.8        |
| 2.   | <b>Tampa Bay Buccaneers</b> | <b>105</b> | <b>3</b> | <b>35.0</b> |
| 3.   | Dallas Cowboys              | 96         | 3        | 32.0        |
| 3.   | Minnesota Vikings           | 64         | 2        | 32.0        |
| 5.   | Kansas City Chiefs          | 95         | 3        | 31.7        |

#### 2016 NFL LEADERS RUSHING YARDS PER GAME (Since Week 5)

| Rank | Team                        | Yards      | GP.      | Yds./Gm.     |
|------|-----------------------------|------------|----------|--------------|
| 1.   | Dallas Cowboys              | 558        | 3        | 186.0        |
| 2.   | Buffalo Bills               | 740        | 4        | 185.0        |
| 3.   | Tennessee Titans            | 710        | 4        | 177.5        |
| 4.   | Miami Dolphins              | 529        | 3        | 176.3        |
| 5.   | Cincinnati Bengals          | 639        | 4        | 159.8        |
| 6.   | <b>Tampa Bay Buccaneers</b> | <b>464</b> | <b>3</b> | <b>154.7</b> |
| 7.   | San Francisco 49ers         | 444        | 3        | 148.0        |
| 8.   | Washington Redskins         | 520        | 4        | 130.0        |
| 9.   | Kansas City Chiefs          | 383        | 3        | 127.7        |
| 10.  | Carolina Panthers           | 380        | 3        | 126.7        |

### STUFFING THIRD DOWN

When the Buccaneers defense has gotten opponents into third-down situations this season, they have been able to get off the field, with the team allowing the fifth-lowest opponent third-down conversion rate in the NFL.

#### 2016 NFL LEADERS IN OPPONENT THIRD DOWN CONVERSION RATE

| Rank | Team                        | Opp Att.  | Opp. Conv. | Opp. Rate   |
|------|-----------------------------|-----------|------------|-------------|
| 1.   | Miami Dolphins              | 96        | 30         | 31.3        |
| 2.   | Baltimore Ravens            | 98        | 33         | 33.7        |
| 3.   | Houston Texans              | 106       | 36         | 34.0        |
| 4.   | Oakland Raiders             | 97        | 33         | 34.0        |
| 5.   | <b>Tampa Bay Buccaneers</b> | <b>94</b> | <b>32</b>  | <b>34.0</b> |

## NEW & NOTABLE

### TAKE THE BALL AWAY

Since Week 5, Tampa Bay has seen a marked improvement on the defensive side of the ball, tying for the fifth-fewest points allowed per game during that time, while tying for the most takeaways in the league during that span.

#### 2016 NFL TAKEAWAY LEADERS (Since Week 5)

| Rank      | Team                        | INT      | FR       | Takeaways |
|-----------|-----------------------------|----------|----------|-----------|
| <b>1.</b> | <b>Tampa Bay Buccaneers</b> | <b>3</b> | <b>5</b> | <b>8</b>  |
| 1.        | Denver Broncos              | 3        | 5        | 8         |
| 3.        | Baltimore Ravens            | 3        | 4        | 7         |
| 3.        | Oakland Raiders             | 4        | 3        | 7         |
| 3.        | Philadelphia Eagles         | 3        | 4        | 7         |
| 3.        | San Diego Chargers          | 3        | 4        | 7         |

### GRIT AND GRIMES

This offseason, Tampa Bay brought in veteran cornerback Brent Grimes to help the team's pass defense and provide a veteran leader who knew Defensive Coordinator Mike Smith's system. Through eight weeks, Grimes has proven to be a key addition to the team, tying for the second-most passes defended in the NFL, while helping lead a pass defense unit that has allowed the eight-lowest completion percentage in the NFL.

#### 2016 NFL PASS DEFENSED LEADERS

| Rank      | Player (Team)            | PD        |
|-----------|--------------------------|-----------|
| 1.        | David Amerson (OAK)      | 12        |
| <b>2.</b> | <b>Brent Grimes (TB)</b> | <b>11</b> |
| 2.        | Malcolm Butler (NE)      | 11        |
| 2.        | Jason McCourty (TEN)     | 11        |
| 2.        | Josh Norman (CAR)        | 11        |
| 2.        | Marcus Peters (KC)       | 11        |
| 2.        | Aqib Talib (DEN)         | 11        |

### BRYAN "THE BANGER" ANGER

This past offseason, the Buccaneers signed P Bryan Anger. Through the first four games of the season, Anger has shown his value, ranking fifth in the NFL in net punting average, while recording the fourth-most punts inside the 20 in the NFL.

#### 2016 NET PUNTING AVERAGE LEADERS

| Rank      | Player (Team)           | Net Avg.    |
|-----------|-------------------------|-------------|
| 1.        | Sam Martin (DET)        | 45.2        |
| 2.        | Thomas Morstead (NO)    | 44.3        |
| 3.        | Brad Nortman (JAC)      | 43.9        |
| 4.        | Johnny Hekker (LA)      | 43.4        |
| <b>5.</b> | <b>Bryan Anger (TB)</b> | <b>42.6</b> |

#### 2016 PUNTS INSIDE THE 20 LEADERS

| Rank      | Player (Team)           | Inside 20 |
|-----------|-------------------------|-----------|
| 1.        | Johnny Hekker (LA)      | 22        |
| 2.        | Marquette King (OAK)    | 19        |
| 3.        | Brett Kern (TEN)        | 17        |
| <b>4.</b> | <b>Bryan Anger (TB)</b> | <b>16</b> |
| 5.        | Dustin Colquitt (KC)    | 15        |
| 5.        | Shane Lechler (HOU)     | 15        |
| 5.        | Andy Lee (CAR)          | 15        |
| 5.        | Jeff Locke (MIIN)       | 15        |

## WHAT TO WATCH FOR

### **Team**

- Tampa Bay has recorded at least one takeaway in three consecutive contests. With a takeaway against Atlanta, the team would have four straight games with a takeaway.
- Tampa Bay has recorded at least two sacks in each of the past two contests. If the team records two or more sacks against Atlanta, it will mark the first time the team has had three consecutive games with two or more sacks since 2015 (six consecutive: 11/15/15 vs. DAL-12/17/15 at STL).
- Tampa Bay has rushed for 100+ yards in each of the past three games. With 100 or more yards against Atlanta, the team will have its longest streak since 2015 (six consecutive: 11/22/15 at PHI-12/27/15 vs. CHI.)

### **LB Lavonte David**

- David has 14.0 career sacks, and needs 4.0 more to pass Chris Washington (17.5 from 1984-88) for the second-most and 13 more to pass Broderick Thomas (26.5 from 1989-93) for the most sacks by a linebacker in franchise history.
- David has nine career interceptions, and needs one more to pass Cecil Johnson (nine from 1977-85) and Richard Wood (nine from 1976-84) for third-most and tie Dave Lewis (10 from 1977-81) for second-most, and 17 more to pass Derrick Brooks (25 from 1995-2008) for the most interceptions by a linebacker in franchise history.

### **WR Mike Evans**

- Evans has six touchdown receptions through the first seven games. If he records a receiving touchdown against Atlanta, he will extend his team record for touchdown receptions through eight games.
- Evans has 595 receiving yards this season and needs 40 more to pass Vincent Jackson (634 in 2013) for fifth-most, 116 more to pass Vincent Jackson (710 in 2012) for fourth-most, 137 more to pass Joey Galloway (731 in 2005) for third-most, 140 more to pass Bruce Hill (734 in 1988) for second-most and 151 more to pass Keyshawn Johnson (745 in 2001) for the most receiving yards through the first eight games of the season in team history.
- Evans has surpassed 1,000 receiving yards in each of his first two seasons and, with 1,000 or more receiving yards this season, will join Vincent Jackson (2012-14) and Joey Galloway (2005-07) as the only players in team history with three consecutive 1,000-yard receiving seasons. Galloway and Jackson are the only players in team history to total 1,000 or more receiving yards in three seasons, consecutive or otherwise.
- With 1,000 or more receiving yards this season, Evans would join A.J. Green (2011-13), John Jefferson (1978-80) and Randy Moss (1998-2000) as the only players in NFL history to post 1,000 or more receiving yards in each of their first three seasons.
- Evans has 2,852 receiving yards in his first three seasons and needs 438 more this season to pass T.Y. Hilton (3,289 from 2012-14) for 10th-most, 468 more to pass Sterling Sharpe (3,319 from 1988-90) for the ninth-most, 540 more to pass Issac Bruce (3,391 from 1994-96) for eighth-most, 551 more to pass Anquan Boldin (3,402 from 2003-05) for seventh-most and 580 more to pass John Jefferson (3,431 from 1978-80) for the sixth-most receiving yards in a players' first three seasons since the 1970 NFL/AFL merger.

### **WR Mike Evans (cont.)**

- Evans has 21 receiving touchdowns in his first three seasons and needs five more this season to tie Issac Curtis (26 from 1973-75) for 10th-most, six more to tie Dez Bryant (27 from 2010-12) for the ninth-most, seven more to tie Sammy White (28 from 1976-78) and Odell Beckham Jr. (28 from 2014-16) for seventh-most, eight more to tie A.J. Green (29 from 2011-13) for sixth-most and nine more to tie Daryl Turner (30 from 1984-86) for the fifth-most receiving touchdowns in a players' first three seasons since the 1970 NFL/AFL merger.
- Evans has 21 career receiving touchdowns and two more to tie Bruce Hill (23 from 1987-1991) for seventh-most, three more to tie Dave Moore (24 from 1992-2001, 2004-06) for sixth-most and four more to tie Mike Williams (25 from 2010-13) for fifth-most receiving touchdowns in franchise history.

### **RB Doug Martin**

- Martin rushed for 1,402 yards in 2015 and, with 1,000 or more rushing yards this season, will join Errict Rhett (1994-95) and James Wilder (1984-85) as the only players in team history to record consecutive 1,000-yard rushing seasons.
- With 1,000 or more rushing yards this season, Martin will have three 1,000-yard rushing seasons, passing Warrick Dunn (2: 1998, 2000), Rhett (2: 1994, 1995) and Wilder (2: 1984, 1985) for the most such seasons in team history.
- Martin has 11 100-yard rushing games as a Buccaneer and needs one more to pass Warrick Dunn (11 from 1997-2001, 2008) for second-most and four more to pass James Wilder (14 from 1981-89) for the most 100-yard rushing games in franchise history.
- Martin has 3,891 yards rushing yards as a Buccaneer and needs 1,079 more to pass Warrick Dunn (4,969 from 1997-2001, 2008) for third-most, 1,198 more to pass Mike Alstott (5,088 from 1996-2006) for second-most and 2,066 more to pass James Wilder (5,957 from 1981-89) for the most rushing yards in team history.
- Martin has 20 rushing touchdowns as a Buccaneer and needs one more to pass Carnell Williams (20 from 2005-10) and tie Reggie Cobb (21 from 1990-93) for fourth-most and four more to tie Errict Rhett (24 from 1994-97) for the third-most rushing touchdowns in franchise history.
- Martin has 4,798 yards from scrimmage as a Buccaneer and needs 172 more to pass Kevin House (4,969 from 1980-86) for sixth-most, 221 more to pass Mark Carrier (5,018 from 1987-92) for fifth-most and 925 more to pass Michael Pittman (5,723 from 2002-07) for the fourth-most scrimmage yards in team history.

### **DT Gerald McCoy**

- McCoy has 38.5 career sacks and needs 0.5 more to tie David Logan (39.0 from 1979-1986) for the fourth-most in franchise history and the second-most by a defensive tackle in team history.
- McCoy has five career multi-sack games and needs one more to tie David Logan (six from 1979-1986) for the fifth-most in franchise history and the third-most by a defensive tackle in team history.



## WHAT TO WATCH FOR

### **QB Jameis Winston**

- Winston has thrown at least two touchdown passes in each of the past two contests. With two or more passing touchdowns against Atlanta, he will have three consecutive games with at least two touchdown passes, the longest streak of his career and the longest for Tampa Bay since 2014 (Mike Glennon, three games, 9/28/14 at PIT-10/12/14 vs. BAL).
- Winston has 14 touchdown passes through the first seven games of the season. He needs two touchdown pass against Atlanta to tie Josh Freeman (16 in 2012) and Brad Johnson (16 in 2003) for the most touchdown passes through eight games in team history.
- Winston has 1,776 passing yards through the first six games of the season. He needs 120 more to pass his own mark in 2015 (1,895) for fifth-most, 229 more to pass Josh Freeman (2,004 in 2011) for fourth-most, 272 more to pass Josh Freeman (2,047 in 2012) for third-most, 287 more to pass Vinny Testaverde (2,062 in 1988) for second-most and 295 more to pass Brad Johnson (2,070 in 2003) for the most passing yards through seven games in team history.
- Winston has 5,818 passing yards, the eighth-most in team history. He needs 277 more to pass Craig Erickson (6,094 from 1992-94) for the seventh-most passing yards in team history.
- Winston threw 22 touchdown passes in 2015. With 20 or more touchdown passes in 2016, he would be only the third player in team history to have consecutive seasons with at least 20 passing touchdowns (also: Trent Dilfer, 1997-98; Brad Johnson, 2002-03).

### **QB Jameis Winston (cont.)**

- Winston has 36 touchdown passes through his first two seasons and needs four to tie Drew Bledsoe (40 from 1993-94), Cam Newton (40 from 2011-12) and Fran Tarkenton (40 from 1961-62) for ninth-most, six to tie Otto Graham for eighth-most (42 from 1946-47), 10 more to tie Blake Bortles (46 from 2014-15) and Andrew Luck (46 from 2012-13) for seventh-most, 11 more to tie Andy Dalton (47 from 2011-12) for fifth-most, 16 more to tie Peyton Manning (52 from 1998-99) and Russell Wilson (52 from 2012-13) for third-most, 17 to tie Derek Carr (53 from 2015-15) for second-most and 32 to tie Dan Marino (68 from 1983-84) for the most passing touchdowns by a player in their rookie and second seasons combined.
- Winston threw for 4,042 yards in 2015. With 4,000 or more passing yards in 2016, he will be the first player in franchise history to have consecutive seasons with at least 4,000 passing yards.
- Winston has 5,818 passing yards through his first two seasons. He needs 767 more to pass Joe Flacco (6,584) for 10th-most, 1,232 more to pass Drew Bledsoe (7,049 from 1993-94) for ninth-most, 1,250 more to pass Andy Dalton (7,067 from 2011-12) for eighth-most, 1,389 more to pass Ryan Tannehill (7,207 from 2012-13) for seventh-most, 1,439 more to pass Derek Carr (7,257 from 2014-15) for sixth-most, 1,477 more to pass Dan Marino (7,294 from 1983-84) for fifth-most, 1,519 more to pass Blake Bortles (7,336 from 2014-15) for fourth-most, 2,057 more to pass Peyton Manning (7,874 from 1998-99) for third-most, 2,102 more to pass Cam Newton (7,920 from 2011-12) for second-most and 2,378 more to pass Andrew Luck (8,196 from 2012-13) for the most passing yards by a player in their rookie and second seasons combined.

**Tampa Bay leads 23-22 (Regular Season)**

| Season | Result        | Site    |
|--------|---------------|---------|
| 1977   | L, 17-0       | Tampa   |
| 1978   | W, 14-9       | Tampa   |
| 1979   | L, 17-14      | Atlanta |
| 1981   | W, 24-23      | Tampa   |
| 1984   | W, 23-6       | Tampa   |
| 1986   | L, 23-20 (OT) | Tampa   |
| 1987   | W, 48-10      | Tampa   |
| 1988   | L, 17-10      | Atlanta |
| 1990   | W, 23-17      | Tampa   |
| 1991   | L, 43-7       | Atlanta |
| 1992   | L, 35-7       | Tampa   |
| 1993   | W, 31-24      | Atlanta |
| 1994   | L, 34-13      | Atlanta |
| 1995   | L, 24-21      | Tampa   |
| 1997   | W, 31-10      | Atlanta |
| 1999   | W, 19-10      | Tampa   |
| 2000   | W, 27-14      | Atlanta |
| 2002   | W, 20-6       | Atlanta |
|        | W, 34-10      | Tampa   |
| 2003   | W, 31-10      | Atlanta |
|        | L, 30-28      | Tampa   |
| 2004   | L, 24-14      | Atlanta |
|        | W, 27-0       | Tampa   |
| 2005   | W, 30-27      | Atlanta |
|        | W, 27-24 (OT) | Tampa   |
| 2006   | L, 14-3       | Atlanta |
|        | L, 17-6       | Tampa   |
| 2007   | W, 31-7       | Atlanta |
|        | W, 37-3       | Tampa   |
| 2008   | W, 24-9       | Tampa   |
|        | L, 13-10 (OT) | Atlanta |
| 2009   | L, 20-17      | Atlanta |
|        | L, 20-10      | Tampa   |
| 2010   | L, 27-21      | Atlanta |
|        | L, 28-24      | Tampa   |
| 2011   | W, 16-13      | Tampa   |
|        | L, 45-24      | Atlanta |
| 2012   | L, 24-23      | Tampa   |
|        | W, 22-17      | Atlanta |
| 2013   | L, 31-23      | Atlanta |
|        | W, 41-28      | Tampa   |
| 2014   | L, 56-14      | Atlanta |
|        | L, 27-17      | Tampa   |
| 2015   | W, 23-20 (OT) | Atlanta |
|        | W, 23-19      | Tampa   |
| 2016   | W, 31-24      | Atlanta |

**Tampa Bay 31, Atlanta 24 (September 11, 2016)**

ATLANTA – The Tampa Bay Buccaneers traveled to Atlanta to open the regular season against the division rival Falcons, where early bobbles gave way to strong performances in all phases of play for a 31-24 victory. The Buccaneers won the toss and elected to defer, and opened by forcing the Falcons to go three-and-out. A pass interference call on third-and-4 extended Tampa Bay’s own opening drive, and five plays later kicker Roberto Aguayo cleared a 43-yard field goal attempt to put the Buccaneers up 3-0. The Falcons opened the next drive with a big 59-yard pass play, but the Buccaneers’ defense was able to hold Atlanta to a 34-yard field goal attempt to tie the game at 3-3. Late in the first quarter, quarterback Jameis Winston was intercepted deep in Buccaneers territory, giving Atlanta possession at the 13-yard line. The Falcons turned the pick into a 10-3 lead on a five-yard touchdown pass from quarterback Matt Ryan to wide receiver Mohammed Sanu. The Buccaneers responded with a touchdown of their own, driving 75 yards in nine plays to score on a four-yard touchdown pass from Winston to tight end Brandon Myers. Late in the second quarter, facing third-and-6, the Falcons completed another big pass for 47 yards and a fresh set of downs, allowing kicker Matt Bryant to complete a 34-yard field goal four plays later. However, with just under two minutes left in the first half, Tampa Bay made moves, with running back Charles Sims taking a short pass from Winston for a dramatic 23-yard touchdown, shaking off and dodging would-be defenders to give the Buccaneers a 17-13 advantage at the break. Tampa Bay furthered its lead quickly to open the third quarter, as Winston found wide receiver Mike Evans on passes of 15 and 27 yards before hitting tight end Austin Seferian-Jenkins for a 30-yard touchdown. After forcing another Falcons punt, the Buccaneers were able to drive to midfield where Winston connected with Evans on a 45-yard touchdown pass to bring the score to 31-13. The Falcons came back on the next drive, converting a fourth-and-3 on their way to scoring with a 25-yard pass from Ryan to wide receiver Julio Jones, followed by a successful two-point conversion, making the score 31-21 at the end of the third quarter. In the fourth quarter, Atlanta completed a 29-yard field goal for the 31-24 score and giving Tampa Bay the ball with 4:50 left to play. The Buccaneers were able to eat up much of the remaining time, and though Atlanta had one final possession, they turned the ball over on downs and Tampa Bay was able to secure its opening week win.

## REGULAR SEASON SERIES HIGHLIGHTS

RB **Haskel Stanback** ran for two TDs, leading the Falcons to 17-0 win at Tampa Stadium (11/27/77)... QB **Doug Williams** hit TE **Jim Obradovich** on a 15-yard TD toss, lifting Tampa Bay to a 14-9 win (9/24/78)... Williams connected with WR **Kevin House** on a 71-yard scoring strike, rallying the Bucs to a 24-23 win (12/6/81)... The win vaulted them into first place in the NFC Central race... RB **James Wilder** ran for 125 yards and one score, leading Tampa Bay to 23-6 win in **John McKay's** second-to-last game as Bucs head coach (12/9/84)... QB **Steve DeBerg** set a club record with five TD passes, igniting a season-opening 48-10 win (9/13/87)... Falcons racked up 33 points in the second quarter en route to a 43-7 win (11/17/91), the Bucs' last game at Fulton County Stadium... Tampa Bay jumped out to 31-3 lead and holds on for 31-24 win in its initial appearance at Georgia Dome (10/31/93)... RB **Mike Alstott's** career-long 47-yard touchdown run sparked a 199-yard rushing effort as Tampa Bay put a 31-10 drubbing on Atlanta in the Georgia Dome (11/9/97), with DT **Brad Culpepper** adding three sacks... Tampa Bay scored the last 19 points in a 19-10 victory in Raymond James Stadium (11/21/99), including 10 points in the final 58 seconds... K **Martin Gramatica's** 53-yard field goal with 58 seconds left gave the Bucs a 12-10 lead, and CB **Donnie Abraham** cemented the victory moments later with a 47-yard interception return for a touchdown... Tampa Bay's defense forced four turnovers and WR **Keyshawn Johnson** caught two touchdown passes from QB **Shaun King** (11/5/00) as the Bucs won in the Georgia Dome for the second consecutive time... The third of three consecutive sacks in the second quarter knocked Atlanta QB **Chris Chandler** out of the game... Tampa Bay's defense did not allow a touchdown for the third straight road contest and posted an interception return for a score for a club-record fourth straight game en route to a 20-6 win (10/6/02) at the Georgia Dome... The Buccaneers were led by LB **Derrick Brooks**, who became the first linebacker in NFL history with three interception returns for touchdowns in a single season... QB **Brad Johnson** threw four touchdown passes and Tampa Bay's defense limited Atlanta QB **Michael Vick** to 134 total yards (125 passing and 9 rushing) as the Bucs rolled to a 34-10 victory at home (12/8/02)... Tampa Bay won the first meeting in 2003, a 31-10 win at Atlanta (9/21/03)... FB **Mike Alstott** had two touchdown runs and DT **Warren Sapp** caught a TD pass from QB **Brad Johnson**... Tampa Bay's defense totaled five sacks and forced five turnovers vs. Atlanta (12/5/04) in a 27-0 home win... RB **Cadillac Williams** carried the offensive load amassing 129 yards, including 116 on the ground to lead Tampa Bay past Atlanta 30-27 (11/20/05)... Tampa blocked overtime field goal and K **Matt Bryant** made game-winning 41-yard attempt with 41 seconds left in overtime to give the Bucs a 27-24 victory (12/24/05)... The Tampa Bay defense forced four turnovers, including a 41-yard fumble return for a touchdown by CB **Ronde Barber** in its 31-7 victory at Atlanta (11/18/07)... **Micheal Spurlock** returns the Buccaneers first-ever kickoff for a touchdown in the 37-3, NFC South clinching victory (12/16/07)... RB **Earnest Graham** recorded a career long 68-yard touchdown run helping the Bucs to a 24-9 win vs. Atlanta (9/14/08)... The Bucs defense held the Falcons without a pass completion until 6:27 left in the second

quarter and QB **Matt Ryan** to only 3-of-15 passing for 29 yards in the first half... QB **Josh Freeman** completed 20-of-29 passes for 250 yards and two touchdowns and TE **Kellen Winslow** caught seven passes for 81 yards, but the Falcons held on for a 20-17 victory at the Georgia Dome (11/29/09)... The Buccaneers special teams led the way, as WR **Micheal Spurlock** returned four kickoffs for 209 yards, including an 89 yard touchdown, but the Falcons were able to hang on and prevent Bucs QB **Josh Freeman** from putting together another fourth-quarter comeback on the season when RB **LeGarrette Blount** was stopped short of the goal line on 4th-and-one, allowing the Falcons to win 27-21 at the Georgia Dome (11/7/10)... Although the Buccaneers held a 10-point fourth quarter lead, the Bucs were stopped just short as QB **Josh Freeman's** interception late in the fourth quarter stopped a potential game-winning drive (12/5/10)... K **Connor Barth** connected on three field goals and QB **Josh Freeman** recorded his first career rushing touchdown as the Bucs pulled out a 16-13 win (9/25/11)... RB **Doug Martin** ran for two touchdowns as the Buccaneers narrowly fell to the Falcons, 24-23, in Tampa (11/25/12)... RB **Doug Martin** accrued 142 rushing yards on 28 carries and one touchdown in a Buccaneers victory, 22-17, in Atlanta (12/30/12)... WR **Vincent Jackson** caught 10 passes for 138 yards and two touchdowns in a loss at Atlanta (10/20/13)... LB **Lavonte David** finished the game with 10 tackles, including a career-high three tackles for loss... The Buccaneers topped the Falcons 41-28 at Raymond James Stadium (11/17/13)... The 41 points scored were tied for the fifth-most in a game in franchise history... RB **Bobby Rainey** became the first player in franchise history to record two rushing touchdowns and one receiving touchdown in the same game, helping him earn NFC Offensive Player of the Week... Rainey finished the game with 163 rushing yards, the ninth-most in franchise history... DT **Gerald McCoy** recorded his first career game with 3.0 sacks, tying **Warren Sapp** and **Brad Culpepper** for the most ever in a single game by a Buccaneers defensive tackle... LB **Mason Foster** recorded his second interception return for a touchdown, joining Derrick Brooks (2002) and Hugh Green (1983) as the only linebackers in team history to accomplish the feat, in the same season... In a Thursday Night Football matchup at the Georgia Dome, the Buccaneers lost 56-14, with QB **Josh McCown** leaving in the first half with an injury (9/18/14)... LB **Danny Lansanah** recorded his first career interception in the fourth quarter, returning it 27 yards for a touchdown... WR **Mike Evans** caught seven passes for 125 yards and one touchdown, but three turnovers helped the Falcons earn a 27-17 victory (11/9/14)... Tampa Bay's defense recorded four takeaways and Buccaneers QB **Jameis Winston** accounted for two touchdowns (one passing, one rushing) in a 23-20 overtime victory (11/1/15)... QB **Jameis Winston** led a 12-play, 80-yard drive, culminating in a six-yard touchdown pass to WR **Mike Evans** with 1:39 seconds left, giving Tampa Bay a 23-19 lead, which the team held onto after LB **Lavonte David** intercepted a pass from Atlanta QB **Matt Ryan** to help secure a Buccaneers victory (12/6/15)... Tampa Bay earned a Week 1 victory on the road, behind QB Jameis Winston's four touchdown passes (9/11/16).



## AGAINST THE OPPOSITION

Below are highlights of how selected Buccaneers have performed during their careers against the Atlanta Falcons.

**DE Robert Ayers Jr.:** As a member of the New York Giants, recorded three tackles, two tackles for loss, two passes defended and a sack (9/20/15)... Tallied his first sack as a Buccaneer in a win at Atlanta (9/11/16).

**LB Kwon Alexander:** In three career games against Atlanta, has totaled 38 tackles, 2.0 sacks, two forced fumbles, two passes defended, one interception and one fumble recovery... Named NFC Defensive Player of the Week after recording 11 tackles, one forced fumble, one fumble recovery and one interception, with his two takeaways leading to 10 Buccaneers points... Racked up 10 tackles, one sack, one forced fumble and one pass defended (12/6/15)... Led all players with a career-high 17 tackles in a win at Atlanta, while adding a sack (9/11/16).

**TE Cameron Brate:** Caught his first career touchdown pass and tied for a team-leading 48 receiving yards (11/1/15).

**LB Lavonte David:** Has played nine career games against Atlanta, totaling 80 tackles, 13 tackles for loss, five passes defended, one sack, one interception, one forced fumble and one fumble recovery... Registered six tackles and one sack in a Buccaneers victory at Atlanta (12/30/12)... Notched 10 tackles, three tackles for loss and one pass defended (10/20/13)... Recorded nine tackles one forced fumble and one fumble recovery, along with a pass defended (9/18/14)... Matched a season high with 14 tackles in the teams' Week 10 matchup in 2014 (11/9/14)... Racked up a game-high 11 tackles, two tackles for loss and intercepted a pass from Falcons QB Matt Ryan to help stop Atlanta's final drive and secure a Tampa Bay victory (12/6/15)... Led all players and matched a career high with three tackles for loss in a Week 1 Buccaneers victory (9/11/16).

**WR Mike Evans:** Has played five career games against Atlanta, totaling 24 catches for 385 yards and three touchdowns... Led all receivers with seven receptions for 125 yards and one touchdown (11/9/14)... Caught five passes for 61 yards and the game-winning touchdown (12/6/15)... Had a game-high 99 receiving yards on five catches, including one touchdown, in a Tampa Bay victory (9/11/16).

**QB Mike Glennon:** Combined to go 46-of-67 passing for 487 yards, four touchdowns and zero interceptions against Atlanta in 2013, going 26-of-44 and 256 yards and two touchdowns in a loss (10/20/13) and 20-23 (87.0%) and 231 yards with two touchdowns in a win (11/17/13)... His 87.0% completion percentage in the win (11/17/13) is the second highest in team history (Vinny Testaverde-88.0%).

**DE William Gholston:** Registered first career multi-sack game, dropping Atlanta QB Matt Ryan twice in a Buccaneers victory (12/6/15).

**DE Howard Jones:** On Atlanta's final drive, sacked Falcons QB Matt Ryan (11/1/15).

**RB Doug Martin:** In six career games against Atlanta, has rushed for 467 yards and four touchdowns, while catching 14 passes for 84 yards... Scored two rushing touchdowns against Atlanta (11/25/12)... Ran for 142 yards and one touchdown at Atlanta (12/30/12)... Had 95 rushing yards and one touchdown in a Buccaneers victory (12/6/15)... Had 96 yards from scrimmage (62 rushing, 34 receiving) in a win at Atlanta (9/11/16).

**DT Gerald McCoy:** Recorded first career three-sack game in a 41-28 victory (11/17/13)... Sacked Matt Ryan and tied a career high with two passes defended in a Buccaneers victory (9/11/16).

**DT Clinton McDonald:** Notched one sack against Atlanta (11/9/14).

**TE Brandon Myers:** Caught his first touchdown pass with the Buccaneers in a Tampa Bay win (9/11/16).

**CB Josh Robinson:** With the Minnesota Vikings, recorded one interception and two passes defended in a win over Atlantad (9/28/14).

**LB Daryl Smith:** Totaled 12 tackles, one pass defended and one quarterback hit in a win, as a member of the Baltimore Ravens (10/19/14).

**QB Jameis Winston:** In three career games against Atlanta – all wins – has thrown for 685 yards and six touchdowns, for a passer rating of 101.8, while adding two rushing touchdowns... Threw one touchdown pass and ran for another, helping the Buccaneers earn a 23-20 overtime victory (11/1/15)... Led his first career game-winning drive in overtime, helping set up a 31-yard field goal that proved to be the deciding score... Led a 12-play, 80-yard game-winning drive, which included a 20-yard rush on third-and-19 and culminated in a touchdown pass with 1:39 remaining (12/6/15)... Also rushed for a touchdown... Threw four touchdowns and registered a 125.1 passer rating in a Week 1 victory at Atlanta (9/11/16).

**REGULAR SEASON SUPERLATIVES VS. ATLANTA**

**INDIVIDUAL SINGLE-GAME HIGHS VS. ATLANTA**

**RUSHING YARDS**

| Yards | Player                  | Game         |
|-------|-------------------------|--------------|
| 163   | B. Rainey               | vs. 11/17/13 |
| 150   | C. Williams             | vs. 12/24/05 |
| 142   | D. Martin               | @ 12/30/12   |
| 125   | J. Wilder               | vs. 12/9/84  |
| 116   | 2 times, last E. Graham | vs. 9/14/08  |

**RUSHING TOUCHDOWNS**

| Number | Player                              | Game         |
|--------|-------------------------------------|--------------|
| 2      | 4 times, last B. Rainey             | vs. 11/17/13 |
| 1      | 26 times, last D. Martin/J. Winston | vs. 12/6/15  |

**PASSING YARDS**

| Yards | Player        | Game         |
|-------|---------------|--------------|
| 351   | V. Testaverde | vs. 12/2/90  |
| 346   | B. Johnson    | vs. 12/20/03 |
| 336   | D. Williams   | vs. 12/6/81  |
| 333   | S. Deberg     | vs. 9/13/87  |
| 318   | C. Erickson   | @ 10/31/93   |

**PASSING TOUCHDOWNS**

| Number | Player                    | Game        |
|--------|---------------------------|-------------|
| 5      | S. Deberg                 | vs. 9/13/87 |
| 4      | 4 times, last J. Winston  | @ 9/11/16   |
| 3      | S. King                   | @ 11/5/00   |
| 2      | 13 times, last J. McCown  | vs. 11/9/14 |
| 1      | 17 times, last J. Winston | vs. 12/6/15 |

**RECEPTIONS**

| Number | Player                     | Game        |
|--------|----------------------------|-------------|
| 10     | 3 times, last V. Jackson   | @ 11/17/13  |
| 9      | 2 times, last J. Galloway  | @ 9/17/06   |
| 8      | 6 times, last V. Jackson   | vs. 11/9/14 |
| 7      | 8 times, last M. Evans     | vs. 11/9/14 |
| 6      | 14 times, last M. Williams | @ 12/30/12  |

**RECEIVING YARDS**

| Yards | Player      | Game         |
|-------|-------------|--------------|
| 165   | V. Jackson  | vs. 11/17/13 |
| 161   | J. Galloway | @ 9/17/06    |
| 138   | V. Jackson  | @ 10/20/13   |
| 131   | K. Johnson  | @ 10/6/02    |
| 126   | K. House    | vs. 12/6/81  |

**RECEIVING TOUCHDOWNS**

| Number | Player  | Game       |
|--------|---|------------|
| 2      | 7 times, last V. Jackson  | @ 10/20/13 |
| 1      | 53 times, last, M. Evans/B. Myers/<br>A. Seferian-Jenkins/C. Sims | @ 9/11/16  |

**TEAM SINGLE-GAME HIGHS VS. ATLANTA**

**FIRST DOWNS**

| Number | Game                       |
|--------|----------------------------|
| 30     | 2 times, last vs. 12/24/05 |
| 25     | 2 times, last vs. 12/6/15  |
| 24     | vs. 11/17/13               |
| 23     | 2 times, last vs. 11/9/14  |
| 22     | 3 times, last @ 9/17/06    |

**TOTAL NET YARDS**

| Yards | Game         |
|-------|--------------|
| 460   | vs. 9/13/87  |
| 444   | vs. 12/24/05 |
| 440   | vs. 12/20/03 |
| 421   | vs. 12/8/02  |
| 420   | vs. 12/6/81  |

**NET YARDS RUSHING**

| Yards | Game         |
|-------|--------------|
| 199   | @ 11/9/97    |
| 190   | vs. 12/16/07 |
| 186   | vs. 11/17/13 |
| 175   | vs. 9/28/86  |
| 174   | vs. 12/24/05 |

**NET YARDS PASSING**

| Yards | Game         |
|-------|--------------|
| 346   | vs. 12/20/03 |
| 333   | vs. 9/13/87  |
| 331   | vs. 12/2/90  |
| 327   | vs. 12/6/81  |
| 311   | @ 9/17/06    |

**RUSHING TOUCHDOWNS**

| Number | Game                        |
|--------|-----------------------------|
| 2      | 10 times, last vs. 11/17/13 |
| 1      | 13 times, last vs. 12/6/15  |

**PASSING TOUCHDOWNS**

| Number | Game                       |
|--------|----------------------------|
| 5      | vs. 9/13/87                |
| 4      | 4 times, last @ 9/11/16    |
| 3      | @ 11/5/00                  |
| 2      | 14 times, last vs. 11/9/14 |
| 1      | 15 times, last vs. 12/6/15 |

## CONNECTIONS

### FORMER BUCCANEERS

- Falcons Limited Partner **Warrick Dunn** played running back for the Buccaneers from 1997-01 and in 2008.
- Falcons Offensive Coordinator **Kyle Shanahan** was an offensive quality control coach for the Buccaneers from 2004-05.
- Falcons Defensive Line Coach **Bryan Cox** served as an assistant coach for the Buccaneers for two seasons (2012-2013).
- Falcons Assistant Head Coach/Wide Receivers Coach **Raheem Morris** served in several roles for the Buccaneers including the team's head coach from 2009-11, defensive backs coach from 2007-08, assistant defensive backs coach from 2004-05, defensive assistant in 2003 and defensive quality control coach in 2002.
- Falcons Pro Scout **Bob Kronenberg** spent training camp with the Buccaneers in 1993 as an offensive lineman.
- Falcons K **Matt Bryant** played for the Buccaneers from 2005-08 and holds the Buccaneers all-time record for longest field goal made (62 yards).
- Falcons DE **Adrian Clayborn** was originally selected by the Buccaneers in the first round (20th overall) of the 2011 NFL Draft.

### FORMER FALCONS

- Buccaneers Head Coach **Dirk Koetter** served as the offensive coordinator for the Falcons from 2012-14.
- Buccaneers Defensive Coordinator **Mike Smith** spent seven seasons (2008-14) as the head coach for the Falcons.
- Buccaneers College Scout **Brian Hudspeth** spent three seasons (2001-04) in the personnel department of the Falcons.
- Buccaneers Defensive Backs Coach **Brett Maxie** spent three seasons (2004-06) in the same capacity for the Falcons as well as one season (1994) as a player.
- Buccaneers Assistant Wide Receivers/Game Management Coach **Andrew Weidinger** spent eight season with the Falcons as a personnel scout (2007), assistant to the head coach/offense (2008-11) and offensive assistant (2012-14).
- Buccaneers C **Joe Hawley** played for the Falcons from 2010-14.
- Buccaneers CB **Brent Grimes** spent six seasons (2007-12) with the Falcons.
- Buccaneers RB **Jacquizz Rodgers** spent four seasons (2011-14) with the Falcons.
- Buccaneers RB **Antone Smith** spent five seasons (2010-14) with the Falcons.
- Buccaneers WR **Freddie Martino** spent the 2014 season with the Falcons.

### COACHING CONNECTIONS

- Buccaneers Tight Ends Coach **Jon Embree** and Falcons Offensive Coordinator **Kyle Shanahan**, Running Backs Coach **Bobby Turner** and Offensive Assistant **Mike LaFleur** were on the 2010 Washington Redskins coaching staff together.
- Buccaneers Secondary Coach **Jon Hoke** and Falcons Defensive Coordinator **Richard Smith** coached together for three seasons (2006-08) with the Texans.

### STAFF CONNECTIONS

- Falcons President & CEO **Rich McKay** and his family were associated with the Buccaneers for nearly three decades. McKay was general manager of the Buccaneers from November 1994 through December of 2003, when he was named president and general manager with the Falcons. His father, the late John McKay, served as the first head coach of the Buccaneers from 1976-84, and was inducted into the Buccaneers Ring of Honor on December 5, 2010.
- Buccaneers General Manager **Jason Licht** and Falcons General Manager **Thomas Dimitroff** worked together under Falcons Assistant General Manager **Scott Pioli** (2000-2008) for the New England Patriots. Pioli served as the Vice President of Player Personnel, Licht (2000-02) and served as the Assistant Director of Player Personnel, Dimitroff (2002-07) served as the National Scout.
- Buccaneers DT **Clinton McDonald** (2013) played under Falcons Head Coach **Dan Quinn** when was the Seattle Seahawks defensive coordinator.
- Buccaneers Run Game Coordinator/Offensive Line Coach **George Warhop** coached Falcons C **Alex Mack** for five seasons (2009-13) with the Browns.

### FLORIDA TIES

- Falcons P **Matt Boshier** is a native of Jupiter and played collegiately at the University of Miami.
- Falcons FB **Patrick DiMarco** is a native of Altamonte Springs and went to Lake Brantley High School.
- Falcons S **Kemal Ishmael** is a native of Miami and played collegiately at the University of Central Florida.
- Falcons WR **Eric Weems** is a native of Daytona Beach and played collegiately at Bethune-Cookman.
- Falcons RB **Devonta Freeman** played collegiately at Florida State.
- Falcons S **Keanu Neal** is a native of Webster and played collegiately at the University of Florida.
- Falcons S **Brian Poole** played collegiately at the University of Florida.

## CONNECTIONS

### GEORGIA TIES

- Buccaneers LB **Daryl Smith** is a native of Albany and played collegiately at Georgia Tech.
- Buccaneers DT **DaVonte Lambert** is a native of Keysville.
- Buccaneers RB **Peyton Barber** is a native of Alpharetta.
- Buccaneers LB **Cameron Lynch** is a native of Lawrenceville.
- Buccaneers National Scout **Byron Kiefer** graduated from Mercer University in Macon, Ga., where he was a letterman as a pitcher on the baseball team.

### FORMER NFL TEAMMATES

- Buccaneers S **Chris Conte** (2011-13) played with WR **Eric Weems** (2012-13) for the Chicago Bears.
- Buccaneers S **Bradley McDougald** played with Falcons DE **Tyson Jackson** for one season (2013) with the Chiefs.
- Buccaneers CB **Alterraun Verner** and Falcons G **Andy Levitre** were teammates for two seasons (2013-14) with the Titans.
- Buccaneers P **Bryan Anger** (2012-15) played with Falcons LB **LaRoy Reynolds** (2013-15) with the Jaguars.
- Buccaneers CB **Brent Grimes** (2013-15), Falcons DE **Derrick Shelby** (2012-15) and LB **Philip Wheeler** (2013-14) were teammates with the Dolphins.
- Buccaneers DE **Robert Ayers Jr.** was a teammate of Falcons TE **Jacob Tamme** with the Broncos from 2012-13.
- Buccaneers LB **Daryl Smith** and Falcons OLB **Courtney Upshaw** were teammates with the Ravens from 2013-15.

### FORMER COLLEGE TEAMMATES

- Buccaneers WR **Mike Evans** and Falcons T **Jake Matthews** were teammates at Texas A&M (2011-13).
- Buccaneers T **Kevin Pamphile** and Falcons S **Ricardo Allen** were teammates at Purdue from 2010-13.
- Buccaneers WR **Adam Humphries** played collegiately with Falcons OLB **Vic Beasley** (2011-14) and DT **Grady Jarrett** (2011-14) at Clemson.
- Buccaneers TE **Brandon Myers** was a teammate of Falcons DE **Adrian Clayborn** (2007-08) at Iowa.
- Buccaneers QB **Jameis Winston**, K **Roberto Aguayo** and Falcons RB **Devonta Freeman** played together at Florida State in 2013.
- Buccaneers T **Gosder Cherilus** and Falcons QB **Matt Ryan** were teammates at Boston College from 2004-07.
- Buccaneers CB **Josh Robinson** and Falcons S **Kemal Ishmael** were teammates at UCF in 2012.
- Buccaneers S **Chris Conte**, P **Bryan Anger** and Falcons C **Alex Mack** were teammates at California (2007-08).
- Buccaneers CB **Vernon Hargreaves III**, Falcons S **Keanu Neal** and S **Brian Poole** were teammates at Florida (2013-14).
- Buccaneers RB **Peyton Barber**, DT **DaVonte Lambert** and Falcons S **Robenson Therezie** were teammates with at Auburn in 2014.



Dirk Koetter was named the 11th head coach in franchise history on January 15, 2016. He is in his second season with the team, after serving as offensive coordinator in 2015.

In his first season with Tampa Bay (2015), Koetter helped pilot one of the most successful offenses in the NFL and one of the best in team history. The team set the franchise record for total yards (6,014 – 357.0 per game), while posting the second-most rushing yards

(2,162 – 135.1 per game) and second-most passing yards (3,852 – 240.8 per game), along with the fifth-most total points (342 – 21.4 per game). Tampa Bay ranked fifth in the NFL in yards per game (375.9), fifth in rushing yards per game (135.1) and second in the league in rush average (4.75). It marked the first time in franchise history that the Buccaneers have finished in the Top five in total offense.

Much of Tampa Bay's offensive success in 2015 came at the hands of rookie quarterback Jameis Winston, who accounted for 28 total touchdowns (22 passing, six rushing). Koetter also helped guide Winston to 4,042 passing yards, which were the second-most in a single season in team history and the third-most by a rookie in NFL history. Winston's 22 passing touchdowns were tied for the fourth-most in a single season in team history and the fourth-most by a rookie in NFL history. His six rushing touchdowns and 28 combined touchdowns were the most in a single season by a Buccaneers quarterback, while his 28 total touchdowns were tied for the third-most by a rookie in NFL history.

Prior to Koetter's arrival, the Buccaneers ranked 29th in rushing and tied for 29th in sacks allowed in 2014. This past season, under Koetter's guidance, the unit completed an impressive turnaround. Despite starting two rookies on the offensive line, Tampa Bay still managed to block for the NFL's second-leading rusher (Doug Martin – 1,402 yards) and tied for the fourth-fewest sacks in the league. While Martin was a large part of the team's success running the ball, he was aided by running back Charles Sims, who totaled 1,090 scrimmage yards (107 rushes for 529 yards, 51 catches for 561 yards). Sims averaged 6.9 yards per touch, the most by any player in the NFL with at least 150 touches since 2011 (Darren Sproles in 2011, 7.6 avg.). Martin and Sims' combined 2,566 yards from scrimmage were the most by a running back duo in the NFL in 2015 and set a franchise record for backfield teammates.

Koetter also played a key role in revamping the Buccaneers' passing game. Part of the team's success passing the ball came from targeting top wide receiver Mike Evans, who caught 74 passes for 1,206 yards. His 1,206 yards are the seventh-most in a single season in team history and stood as the 11th-most in the league last season. Sims' 561 receiving yards were the fourth-most by a running back in the NFL in 2015, while his four receiving touchdowns set a franchise record and tied for the second-most in the league by a running back.

Koetter joined the Buccaneers after three seasons working as the offensive coordinator for the Atlanta Falcons (2012-14). During his three seasons with Atlanta, the team cumulatively ranked second in the NFL in completion percentage (67.4), third in third-down conversion percentage (44.1), fourth in passing yards (277.2 per game), ninth in passing touchdowns (86), ninth in passer rating (93.9), 10th in points (24.0 per game) and 10th in total yardage (363.5 per game), while posting the second-fewest penalties (243) and penalty yards (2,043), seventh-fewest turnovers (69) and the ninth-lowest interception percentage (2.4) in the league. Koetter was part of the Falcons staff that went 13-3 in 2012 and played in the NFC Championship Game.

Under Koetter, Falcons quarterback Matt Ryan posted the three of the four highest passing yardage seasons in franchise history, as well as three of the five highest completion percentage seasons. In 2012, Ryan set franchise records and personal bests in passing yards (4,719), completion percentage (68.6) and passing touchdowns (32), while recording the second-highest passer rating mark in Falcons history (99.1). Atlanta wide receivers also flourished under Koetter, with Julio Jones setting a franchise record and ranking third in the NFL in receiving yards in 2014 with 1,593 yards. In those three seasons, the Falcons had a different player lead the team in receiving yards each season (Roddy White, 2012; Harry Douglas, 2013; Jones, 2014).

While Koetter was in charge of the Falcons' offense, he coached three players to Pro Bowl appearances (Julio Jones, 2012, 2014; Tony Gonzalez, 2012-13; Matt Ryan, 2012), with Gonzalez earning first-team All-Pro honors in 2012. In his first season with Koetter in 2012, Gonzalez set a franchise record for receiving yards by a tight end, recording 93 catches for 930 yards – the most he had recorded in either category since 2008. That same season, Jones and White combined for 2,549 receiving yards, the most by a duo in the NFL.

Prior to joining the Falcons, Koetter spent five seasons as the offensive coordinator of the Jacksonville Jaguars (2007-11). In his five years with the Jaguars, the team cumulatively ranked third in the NFL in rushing yards (132.0 per game) and sixth in rushing average (4.41). Koetter's Jacksonville offenses also showed a penchant for taking care of the football, tallying the seventh-fewest turnovers in the league during that time.



## DIRK KOETTER

Koetter had immediate success in Jacksonville, with his 2007 team setting franchise records in points (25.7 per game, sixth in the NFL) and total offense (357 yards per game, seventh in the NFL). In his first season as the starter, quarterback David Garrard ranked third in the NFL and set a franchise record in passer rating (102.2), throwing a league-low three interceptions, while leading the team to a Wild Card playoff berth and a win over the Pittsburgh Steelers. In 2008, Garrard threw for a career-best 3,620 yards and in 2010 he tossed 23 touchdowns, a career high and a franchise record.

While with the Jaguars, Koetter coached four different players to six Pro Bowl selections, including running back Maurice Jones-Drew, who earned three trips to the Pro Bowl and led the NFL in rushing in 2010 en route to earning an All-Pro selection. Koetter also helped tight end Mercedes Lewis earn a Pro Bowl berth following the 2010 season, when Lewis caught 10 touchdown passes, then tied for the most in a season in Jaguars history.

Before joining the Jaguars, Koetter spent 22 years at the collegiate level, the final six as the head coach at Arizona State (2001-06). In his six seasons with the Sun Devils, Koetter led the team to four bowl games, posting a 40-34 record. Working as both the head coach and offensive coordinator, he helped Arizona State average nearly 30 points per game over six seasons, while ranking in the top 20 in the nation in passing offense in five of his six years. In addition, five of the six Sun Devil teams during Koetter's tenure produced a 1,000-yard receiver and quarterbacks that threw for 20 or more touchdowns in five of six seasons.

Koetter's first head coaching opportunity came at Boise State, where he spent three seasons (1998-2000), finishing with a 26-10 record and two consecutive bowl wins. He was a two-time Big West Coach of the Year and two-time conference champion.

A native of Pocatello, Idaho, Koetter played collegiately at Idaho State (1978-81), helping his team to a Division I-AA national championship as a senior. He graduated with a bachelor's degree in physical education and earned a master's in athletic administration a year later. After getting his master's, he became the head coach at Highland (Idaho) High School, where he worked from 1983-84, going 19-4 and winning the 1984 state championship.

In 1985, Koetter worked as the offensive coordinator at San Francisco State and from 1986-88 was the offensive coordinator and quarterbacks coach at the University of Texas El-Paso. He then served as offensive coordinator/quarterbacks coach at Missouri from 1989-93 and offensive coordinator at Boston College (1994-95) and Oregon (1996-97).

Koetter, 57, and his wife, Kim, have two daughters, Kaylee and Kendra, and two sons, Derek and Davis.

### DIRK KOETTER COACHING CAPSULE

**Coaching Years in NFL:** 10th year (1st as Head Coach)

**Buccaneers Head Coach:** 1st year

**Regular Season Record:** 3-4 (.429)

**Postseason Record:** 0-0 (N/A)

## ASSISTANT COACHES

### OFFENSE



Offensive Coordinator/Wide Receivers Coach **Todd Monken**

- **Experience:** 5th Year NFL, 1st Year Buccaneers
- **Notes:** At San Francisco (10/23), Tampa Bay totaled 513 yards, tied for the fourth-most in team history.
- **Gameday Location:** Field



Quarterbacks Coach **Mike Bajakian**

- **Experience:** 5th Year NFL, 2nd Year Buccaneers
- **Notes:** QB Jameis Winston threw three touchdowns and posted a passer rating of 117.2 at San Francisco (10/23), his sixth career game with a passer rating over 100.
- **Gameday Location:** Field



Assistant Offensive Line **Butch Barry**

- **Experience:** 2nd Year NFL, 2nd Year Buccaneers
- **Notes:** At San Francisco, helped coach an offensive line that paved the way for 307 total yards in the first half, a season high.
- **Gameday Location:** Coaching Booth



Tight Ends Coach **Jon Embree**

- **Experience:** 8th Year NFL, 3rd Year Buccaneers
- **Notes:** TE Cameron Brate caught his third touchdown of the season against Oakland (10/30), matching a career high.
- **Gameday Location:** Field



Running Backs Coach **Tim Spencer**

- **Experience:** 12th Year NFL, 3rd Year Buccaneers
- **Notes:** At San Francisco (10/23), RB Jacquizz Rodgers posted his second consecutive 100-yard rushing game, becoming the first Bucs rusher to do so this season.
- **Gameday Location:** Field



Offensive Quality Control **Ben Steele**


- **Experience:** 4th Year NFL, 3rd Year Buccaneers
- **Notes:** Helps coach an offense that is had 240 yards rushing and 240 yards passing game at San Francisco (10/23), the first time that the team has done so in the same contest.
- **Gameday Location:** Coaching Booth

### OFFENSE (CONT.)



Run Game Coordinator/Offensive Line Coach **George Warhop**

- **Experience:** 21st Year NFL, 3rd Year Buccaneers
- **Notes:** Coached a unit that helped blocked for 249 rushing yards at San Francisco (10/23), the fourth-highest single-game total in franchise history.
- **Gameday Location:** Field



Asst. Wide Receivers Coach/Game Management **Andrew Weidinger**


- **Experience:** 10th Year NFL, 2nd Year Buccaneers
- **Notes:** WR Mike Evans is tied for the NFL lead in touchdown receptions (six).
- **Gameday Location:** Coaching Booth

### DEFENSE



Defensive Coordinator **Mike Smith**

- **Experience:** 17th Year NFL, 1st Year Buccaneers
- **Notes:** Tampa Bay has held opponents to 32-of-94 on third down, which is the fifth-lowest conversion rate in the NFL (34.0).
- **Gameday Location:** Coaching Booth



Defensive Quality Control **Dave Borgonzi**

- **Experience:** 6th Year NFL, 3rd Year Buccaneers
- **Notes:** Assists a Buccaneers' defense that is tied for the most takeaways in the NFL since Week 5 (eight).
- **Gameday Location:** Coaching Booth



Linebackers Coach **Mark Duffner**

- **Experience:** 20th Year NFL, 1st Year Buccaneers
- **Notes:** LB Kwon Alexander notched 14 tackles against Oakland (10/30).
- **Gameday Location:** Field



Defensive Line Coach **Jay Hayes**

- **Experience:** 18th Year NFL, 1st Year Buccaneers
- **Notes:** DE Noah Spence notched his third sack of the season and forced a fumble that Tampa Bay recovered and led to a Buccaneers touchdown.
- **Gameday Location:** Field

## ASSISTANT COACHES (CONT.)

### DEFENSE (CONT.)



Secondary Coach **Jon Hoke**

- **Experience:** 14th Year NFL, 1st Year Buccaneers
- **Notes:** S Bradley McDougald recorded his first interception of the season at San Francisco (10/23)
- **Gameday Location:** Field



Defensive Backs Coach **Brett Maxie**

- **Experience:** 16th Year NFL, 1st Year Buccaneers
- **Notes:** CB Brent Grimes has 11 passes defended this season, tied for the second-most in the NFL.
- **Gameday Location:** Coaching Booth



Assistant Defensive Line Coach **Paul Spicer**

- **Experience:** 4th Year NFL, 2nd Year Buccaneers
- **Notes:** DE Howard Jones recorded his first fumble recovery of the season against Oakland (10/30), helping set up a Buccaneers touchdown.
- **Gameday Location:** Coaches Booth

### SPECIAL TEAMS



Special Teams Coordinator **Nate Kaczor**

- **Experience:** 9th Year NFL, 1st Year Buccaneers
- **Notes:** P Bryan Anger ranks fifth in the league in net punting average (42.6) and has the fourth-most punts inside the 20 (16).
- **Gameday Location:** Field



Assistant Special Teams Coach **Carlos Polk**

- **Experience:** 7th Year NFL, 3rd Year Buccaneers
- **Notes:** Against Oakland (10/30), KR Ryan Smith recorded a career-long 24-yard kickoff return.
- **Gameday Location:** Field

## ACTIVE ROSTER BREAKDOWN

**Oldest Buccaneer:** LB Daryl Smith, 34, born 3/14/1982  
**Youngest Buccaneer:** CB Vernon Hargreaves III, 21, born 1/6/1994  
**Tallest Buccaneer:** T Demar Dotson, 6-9  
**Shortest Buccaneers:** RB Jacquizz Rodgers, 5-6  
**Heaviest Buccaneer:** T Donovan Smith, 338  
**Lightest Buccaneer:** CB Johnthan Banks & CB Brent Grimes, 185  
**Most Seasons as a Buccaneer:** T Demar Dotson, 8, joined in 2009  
**Most NFL Seasons:** 13: LB Daryl Smith

**Former First-Round Picks:** 7, R. Ayers (18th) G. Cherilus (17th), M. Evans (7th), V. Hargreaves III (11th), D. Martin (31st), G. McCoy (3rd), J. Winston (1st)

**Former Pro Bowlers:** 6: B. Grimes, L. David, D. Martin, G. McCoy, A. Verner, J. Winston

**Buccaneers with SB Exp.:** 3: R. Ayers (XLIX w/DEN); C. McDonald (XLIX w/SEA); E. Smith (XLV w/GB),

**College With Most Buccaneers:** Florida State, three players  
K Roberto Aguayo, RB Antone Smith, QB Jameis Winston

**Conference With Most Buccaneers:** SEC, 10:  
Auburn (P. Barber, D. Lambert), Florida (V. Hargreaves III), LSU (K. Alexander, R. Shepard), Mississippi (C. Ward) Miss. State (J. Banks), Tennessee (R. Ayers Jr., L. Stocker), Texas A&M (M. Evans),

**Buccaneers not from Division I:** 6  
CB Brent Grimes (Shippensburg); DE Howard Jones (Shepherd); G Ali Marpet (Hobart); WR Freddie Martino (North Greenville) WR Cecil Shorts III (Mount Union); T Leonard Wester (Missouri Western)

**State that produced most Buccaneers:** Florida, 8  
R. Aguayo (Mascotte); L. David (Miami); A. Glanton (Bartow); V. Hargreaves (Tampa); K. Pamphile (Miami); J. Robinson (Sunrise) A. Smith (Pahokee); A. Spence (Fort Walton Beach)

### TEAM CAPTAINS

#### Offense

Jameis Winston (1st year)  
Vincent Jackson (5th year)


#### Defense

Lavonte David (3rd year)  
Gerald McCoy (5th year)

#### Special Teams

Russell Shepard (2nd year)

## DAN QUINN



Dan Quinn was named the 16th head coach in Falcons history in February of 2015. In his first season in Atlanta, he led the team to a 5-0 start, becoming the first coach in team history to begin his career with five straight wins. While the team finished with an 8-8 record, Quinn helped turn around a defensive unit that ranked 32nd the year before his arrival, finishing the 2015 season ranked 16th. On offense, Julio Jones had a historic season, posting the second-most receptions (139) and receiving yards (1,871) in a single season in NFL history. Four players were selected for the Pro Bowl: Jones, CB Desmond Trufant, FB Patrick DiMarco and RB Devonta Freeman.

Quinn took over the Falcons after serving as the Seattle Seahawks defensive coordinator for the last two seasons (2013-14). During that span, Quinn oversaw the NFL's top defensive unit, as Seattle led the league in yards per game (270.4), points per game (15.2) and passing yards per game (178.8). In his two seasons as the Seahawks defensive coordinator, Quinn's defense helped the team earn consecutive NFC Championships and a win over the Denver Broncos in Super Bowl XLVIII.

Quinn originally joined the Seahawks as the assistant head coach/defensive line coach in 2009, after spending the previous six years coaching the defensive line for the San Francisco 49ers (2003-04), Miami Dolphins (2005-06) and New York Jets (2007-08).

Quinn left Seattle in 2011 to becoming the defensive coordinator at the University of Florida (2011-12), where his defenses ranked in the Top 10, including ranking eight nationally in total defense (299.5 yards per game), seventh in passing defense (166.8 pass yards per game) and second in third-down defense (27.1 percent) in his first season.

Quinn began his NFL coaching career in San Francisco as a defensive assistant in 2001, before moving on to coach the defensive line from 2003-04. Following his time in San Francisco, he spent two seasons coaching Miami's defensive line, which ranked second in the NFL with 49 sacks. After Miami, his defensive line with the New York Jets ranked fifth yards per carry allowed (3.7) and seventh in sacks (41).

Quinn got his start coaching the defensive line at William and Mary in 1994, followed by a season at Virginia Military Institute. He held the same position with Hofstra for four years before being promoted to defensive coordinator in 2000.

A Morristown, New Jersey native, Quinn was a four-year letter winner and two-time co-captain at Division III Salisbury (Md.) State as a defensive lineman.

### DAN QUINN COACHING CAPSULE

Coaching Years in NFL: 14th year (2nd as Head Coach)  
 Falcons Head Coach: 2nd year  
 Regular Season Record: 13-11 (.542)  
 Postseason Record: 0-0 (N/A)

### ATLANTA ASSISTANT COACHES

|   |                  |
|---|------------------|
| Defensive Coordinator .....             | Richard Smith    |
| Asst. Head Coach/Wide Receivers .....   | Raheem Morris    |
| Passing Game Coordinator .....          | Jerome Henderson |
| Defensive Line .....                    | Bryan Cox        |
| Linebackers .....                       | Jeff Ulbrich     |
| Defensive Assistant/ Linebackers .....  | Chad Walker      |
| Defensive Assistant/ Linebackers .....  | Doug Mallory     |
| Secondary/Sr. Defensive Assistant ..... | Marquand Manuel  |
| Offensive Coordinator .....             | Kyle Shanahan    |
| Running Backs .....                     | Bobby Turner     |
| Offensive Line .....                    | Chris Morgan     |
| Quarterbacks .....                      | Matt LaFleur     |
| Tight Ends .....                        | Wade Harman      |
| Offensive Assistant .....               | Mike McDaniel    |
| Offensive Assistant .....               | Mike LaFleur     |
| Asst. Offensive Line .....              | Keith Carter     |
| Special Teams Coordinator .....         | Keith Armstrong  |
| Asst. Special Teams .....               | Eric Sutulovich  |
| Special Teams Intern .....              | Lance Schulters  |
| Coaching Intern .....                   | Justin Outten    |

## KOETTER/KELLY MATCH-UP

- Head Coach **Dirk Koetter** is 1-0 against the Atlanta Falcons and Head Coach **Dan Quinn**.

- Quinn is 0-3 all-time against the Tampa Bay Buccaneers.

## JASON LIGHT

Jason Licht was named the fifth general manager of the Tampa Bay Buccaneers on January 21, 2014. Now in his 20th NFL season, including one as a coach, Licht has had a proven track record of success. Since joining the Miami Dolphins front office in 1995, teams that Licht has been a part of have won over 53 percent of their games, including eight seasons with double-digit victories, while making nine playoff appearances and winning eight division titles, four conference championships and one Super Bowl title. Below is a breakdown of Licht's Year-by-Year record as a personnel member/coach.

### JASON LIGHT - YEAR-BY-YEAR RECORD AS PERSONNEL MEMBER/COACH

| Year          | Team             | W              | Pct.        | Playoffs    | Pct.        | Result   |
|---------------|------------------|----------------|-------------|-------------|-------------|--|
| 1995          | Miami            | 9-7            | .563        | 0-1         | 0.00        | 3rd in AFC East, Reached Wild Card Playoffs  |
| 1996*         | Miami            | 8-8            | .500        | 0-0         | -           | 4th in AFC East  |
| 1998          | Carolina         | 4-12           | .250        | 0-0         | -           | 4th in NFC West  |
| 1999          | New England      | 8-8            | .500        | 0-0         | -           | 5th in AFC East  |
| 2000          | New England      | 5-11           | .313        | 0-0         | -           | 5th in AFC East  |
| 2001          | New England      | 11-5           | .688        | 3-0         | 1.000       | 1st in AFC East, Won SB XXXVI  |
| 2002          | New England      | 9-7            | .563        | 0-0         | -           | 2nd in AFC East  |
| 2003          | Philadelphia     | 12-4           | .750        | 1-1         | .500        | 1st in NFC East, Reached Conference Championship   |
| 2004          | Philadelphia     | 13-3           | .813        | 2-1         | .666        | 1st in NFC East, Reached Super Bowl XXIX   |
| 2005          | Philadelphia     | 6-10           | .375        | 0-0         | -           | 4th in NFC East  |
| 2006          | Philadelphia     | 10-6           | .625        | 1-1         | .500        | 1st in NFC East, Reached Divisional Playoffs   |
| 2007          | Philadelphia     | 8-8            | .500        | 0-0         | -           | 4th NFC East   |
| 2008          | Arizona          | 9-7            | .563        | 3-1         | .750        | 1st in NFC West, Reached Super Bowl XLIII  |
| 2009          | New England      | 10-6           | .625        | 0-1         | .000        | 2nd in AFC East, Reached Wild Card Playoffs  |
| 2010          | New England      | 14-2           | .875        | 0-1         | .000        | 1st in AFC East, Reached Divisional Playoffs   |
| 2011          | New England      | 13-3           | .813        | 2-1         | .666        | 1st in AFC East, Reached Super Bowl XLVI   |
| 2012          | Arizona          | 5-11           | .313        | 0-0         | -           | 4th in NFC West  |
| 2013          | Arizona          | 10-6           | .625        | 0-0         | -           | 3rd in NFC West  |
| <b>2014</b>   | <b>Tampa Bay</b> | <b>2-14</b>    | <b>.125</b> | <b>0-0</b>  | <b>-</b>    | <b>4th NFC South</b>   |
| <b>2015</b>   | <b>Tampa Bay</b> | <b>6-10</b>    | <b>.400</b> | <b>0-0</b>  | <b>-</b>    | <b>4th NFC South</b>   |
| <b>2015</b>   | <b>Tampa Bay</b> | <b>3-4</b>     | <b>.429</b> | <b>0-0</b>  | <b>-</b>    |  |
| <b>TOTALS</b> |                  | <b>175-152</b> | <b>.535</b> | <b>12-8</b> | <b>.600</b> | <b>9 playoff appearances, 7 Division Championships<br/>4 Conference Championships, 1 Super Bowl Championship</b> |

\*Licht worked as an offensive assistant/quality control coach for Miami this season.


### NOTABLE PLAYERS DRAFTED WITH LIGHT

Below is a list of players who have earned postseason honors after being drafted by a team that Licht worked for:


| Name, Pos.                | Drafted                                | Team                        | Notes   |
|---------------------------|--|-----------------------------|---|
| Damien Woody, OL          | 1999 (1st Rd., 17th overall)           | New England Patriots        | 2002 Pro Bowl, 2x SB Champion (XXXVI, XXXVIII)        |
| Kevin Faulk, RB           | 1999 (2nd Rd., 46th overall)           | New England Patriots        | Patriots All-2000s Team, 50th Anniversary Team        |
| Tom Brady, QB             | 2000 (6th Rd., 199th overall)          | New England Patriots        | 2x NFL MVP, 3x Super Bowl MVP                         |
| Richard Seymour, DE       | 2001 (1st Rd., sixth overall)          | New England Patriots        | NFL 2000s All-Decade Team, 7x Pro Bowl, 5x All-Pro    |
| Matt Light, T             | 2001 (2nd Rd., 48th overall)           | New England Patriots        | 3x Pro Bowl, All-Pro (2001)                           |
| Deion Branch, WR          | 2002 (2nd Rd., 65th overall)           | New England Patriots        | Super Bowl XXXIX MVP                                  |
| Shawn Andrews, G          | 2004 (1st Rd., 16th overall)           | Philadelphia Eagles         | Eagles 75th Anniversary Team, 3x Pro Bowl, 2x All-Pro |
| Trent Cole, DE            | 2005 (5th Rd., 146th overall)          | Philadelphia Eagles         | 2x Pro Bowl, All-Pro (2009), 2x Top 100 Player Choice |
| Stewart Bradley, LB       | 2007 (3rd Rd., 87th overall)           | Philadelphia Eagles         | SI All-Pro, (2008)                                    |
| DeSean Jackson, WR        | 2008 (2nd Rd., 49th overall)           | Philadelphia Eagles         | 3x Pro Bowl, PFWA All-NFC & 2nd-Team All-Pro (2009)   |
| Julian Edelman, WR        | 2009 (7th Rd., 232nd overall)          | New England Patriots        | SB Champion (XLIX), #91 on Top 100 Players (2015)     |
| Devin McCourty, DB        | 2010 (1st Rd., 27th overall)           | New England Patriots        | SB Champion (XLIX), 2x All-Pro, Pro Bowl (2010)       |
| Rob Gronkowski, TE        | 2010 (2nd Rd., 42nd overall)           | New England Patriots        | SB Champion (XLIX), 4x Pro Bowl, 4x All-Pro           |
| Nate Solder, T            | 2011 (1st Rd., 17th overall)           | New England Patriots        | SB Champion (XLIX), 2011 All-Rookie Selection         |
| Chandler Jones, DE        | 2012 (1st Rd., 21st overall)           | New England Patriots        | SB Champion (XLIX), Pro Bowl (2015)                   |
| Tyrann Mathieu, DB        | 2013 (3rd Rd., 69th overall)           | Arizona Cardinals           | All-Pro & Pro Bowl (2015), PFWA All-Rookie Selection  |
| <b>Mike Evans, WR</b>     | <b>2014 (1st Rd., seventh overall)</b> | <b>Tampa Bay Buccaneers</b> | <b>PFWA All-Rookie Selection, NFC POW</b>             |
| <b>Jameis Winston, QB</b> | <b>2015 (1st Rd., first overall)</b>   | <b>Tampa Bay Buccaneers</b> | <b>Pro Bowl (2016), PFWA All-Rookie Selection</b>     |
| <b>Donovan Smith, T</b>   | <b>2015 (2nd Rd., 34th overall)</b>    | <b>Tampa Bay Buccaneers</b> | <b>PFWA All-Rookie Selection</b>                      |
| <b>Ali Marpet, G</b>      | <b>2015 (2nd Rd., 61st overall)</b>    | <b>Tampa Bay Buccaneers</b> | <b>PFWA All-Rookie Selection</b>                      |
| <b>Kwon Alexander, LB</b> | <b>2015 (4th Rd., 124th overall)</b>   | <b>Tampa Bay Buccaneers</b> | <b>PFWA All-Rookie Selection</b>                      |

## NEW FREE AGENTS ON THE 2016 TAMPA BAY BUCCANEERS


### 2016 NOTABLE FREE AGENTS




DE **Robert Ayers Jr.** comes to Tampa Bay after spending the previous two seasons with the New York Giants (2014-15). In 2015, Ayers set career highs in sacks (9.5), tackles for loss (11) and forced fumbles (2). His team-leading 9.5 sacks in 2015 are the most by any player that entered free agency this offseason and his 22 quarterback hits were the 12th-most in the league last season. Ayers recorded at least one sack in each of the final five games, with his 7.5 sacks in Weeks 13-17 standing as the second-most in the league during that time. He has been one of Pro Football Focus' top six 4-3 defensive ends each of the past two seasons. Originally a first-round selection by the Denver Broncos in 2009, he spent his first five seasons with Denver (2009-13). In his seven-year career, Ayers has played in 96 regular season games, with 39 starts, totaling 204 tackles, 41 tackles for loss, 26.5 sacks, 11 passes defended, six forced fumbles and three fumble recoveries. He has also played in six career postseason contests, with one start, notching nine tackles, three tackles for loss and 3.0 sacks.



CB **Brent Grimes** joins the Buccaneers after three seasons with the Miami Dolphins (2013-15). Prior to his time with Miami, Grimes spent six seasons with Atlanta (2007-12) where current Buccaneers defensive coordinator Mike Smith served as the Falcon's head coach from 2008-12. In his nine-year career, Grimes has 90-of-106 regular season games he has played in, totaling 401 tackles, 99 passes defended, 26 interceptions (357 return yards, two touchdowns), two forced fumbles and one fumble recovery. A four-time Pro Bowl selection (2010, 2013-15) and a 2014 Second-Team Associated Press All-Pro, Grimes' 26 interceptions are tied for the seventh-most among active players. Since joining Miami in 2013, Grimes has totaled 13 interceptions, tied for the fourth-most in the league during that time. A two-time Defensive Player of the Week (NFC Week 15, 2010; AFC Week 9, 2014), Grimes was named the NFL Alumni Defensive Back of the Year following the 2011 season.



LB **Daryl Smith** comes to Tampa Bay after three seasons with the Baltimore Ravens (2013-15). He originally entered the league as a second-round selection (39th overall) of the Jacksonville Jaguars in the 2004 NFL Draft, spending his first nine seasons with Jacksonville (2004-12). In his 12-year career, Smith has started 172-of-174 regular season games played, totaling 1,046 tackles, 68 passes defended, 30.5 sacks, 13 forced fumbles, 11 interceptions (87 return yards, one touchdown) and six fumble recoveries (82 return yards, one touchdown). He has also started all five postseason contests he has appeared in, notching 43 tackles, two forced fumbles, one pass defended, one sack and one interception. Since joining Baltimore in 2013, Smith ranks fifth in the NFL in total tackles (371) and his 29 passes defended are tied for the most by a linebacker during that span. Smith and Buccaneers linebacker Lavonte David are the only two players to total at least 5.0 sacks, five interceptions, four forced fumbles and 25 passes defended over the past three seasons. Smith ranks fourth among active players in total tackles and is one of only four active players to record at least 30 sacks and 10 interceptions (Karlus Dansby, Julius Peppers, Lawrence Timmons). His 68 passes defended are the fourth-most by a linebacker since entering the league in 2004 and are the second-most by an active linebacker.




G **J.R. Sweezy** joins the Buccaneers after spending his first four seasons with Seattle (2012-15). A seventh-round pick (225th overall) in the 2012 NFL Draft, Sweezy has started 49-of-59 regular season games for the Seahawks, including each of the past 46 regular season games he has played. Sweezy has also started all 10 postseason contests he appeared in with Seattle, helping the team win consecutive NFC Championships (2013-14) and earn a victory in Super Bowl XLVIII. Since taking over as the starter for Seattle in 2013, Sweezy has been part of an offensive line that helped block for Seattle's league leading 150.7 rushing yards per game and 4.71 yards per rush. Seahawks running back Marshawn Lynch earned Pro Bowl berths in both 2013 & 2014.

2016 DRAFT PICKS



CB **Vernon Hargreaves III** was chosen 11th overall out of the University of Florida, where he started 35-of-37 career games, totaling 121 tackles, three tackles for loss, 28 passes defensed, nine interceptions (returned 191 yards), two fumble recoveries and one forced fumble. He was named a unanimous All-American after his junior season, while earning first-team All-SEC all three seasons he played, including unanimous selections following both his junior and sophomore campaigns. The Tampa native was one of three finalists for the Jim Thorpe Award in 2015, given annually to the best defensive back in college football, and was a semifinalist for the Chuck Bednarik Award in both 2014 and 2015, presented annually to the best defensive player in the country.



DE **Noah Spence** was chosen 39th overall out of Eastern Kentucky, where he spent his redshirt junior season (2015), totaling 63 tackles, 22.5 tackles for loss, 11.5 sacks, three forced fumbles and two fumble recoveries. In his one season at Eastern Kentucky, the Harrisburg, Pennsylvania native was named an FCS All-American by the Associated Press, STATA, Walter Camp Foundation and College Sporting News, while being chosen as the FCS National Defensive Performer of the Year by the College Football Performance Awards. Prior to his time at Eastern Kentucky, Spence played two seasons at Ohio State (2012-13), earning first-team All-Big Ten honors from the league's media and second-team honors from the league's coaches as a sophomore, when he posted 14.5 tackles for loss and 8.0 sacks.



K **Roberto Aguayo** was selected 59th overall out of Florida State, where he finished his career as the most accurate kicker in NCAA history, connecting on 267-of-276 kicks attempted (.9673 conversion rate), surpassing the previous record of .9667, set by former Nebraska kicker Alex Henery. Aguayo earned first-team All-American honors all three seasons he played, joining Deion Sanders as the only two players in school history to do so. The Mascotte, Florida native won the Lou Groza Award as a redshirt freshman in 2013, was a finalist in 2014 and a semifinalist in 2015.



DB **Ryan Smith** was chosen in the fourth round (108th overall) out of North Carolina Central, where he started 42-of-45 career games, totaling 263 tackles, seven tackles for loss, 31 passes defensed, eight fumble recoveries, seven interceptions, one forced fumble and one blocked kick. He also returned 14 kickoffs for 394 yards and one touchdown. A native of Upper Marlboro, Maryland, Smith set North Carolina Central records in both solo tackles (168) and kickoff return average (28.1).



OL **Caleb Benenoch** was selected in the fifth round (148th overall) from UCLA, where he started the final 35 games of his collegiate career, spending time at both tackle and guard. In 2015, the Katy, Texas native was part of an offensive line that surrendered just 14 sacks, the second-lowest total in school history. He earned honorable mention All-Pac-12 status as a sophomore (2014), after helping block for running back Paul Perkins, who led the league in rushing and recorded the second-highest single-season rushing total in school history.



LB **Devante Bond** was chosen 183rd overall out of the University of Oklahoma, where he played two seasons (2015-15), appearing in 21 games, with eight starts, notching 72 tackles, 11 tackles for loss, 3.0 sacks, two passes defensed, one forced fumble and one fumble recovery, to go along with two blocked kicks. Prior to his time at Oklahoma, the Sacramento, California native played at Sierra Community College for two seasons, tallying 77 tackles, 27.0 tackles for loss, four passes defensed and three fumble recoveries.

2015 NFL DRAFT SELECTIONS (7)

| RD. NO. | PLAYER | POS.                  | HT. | WT.  | COLLEGE |               |
|---------|--------|-----------------------|-----|------|---------|---------------|
| 1       | 11     | Vernon Hargreaves III | CB  | 5-10 | 204     | Florida       |
| 2       | 39     | Noah Spence           | DE  | 6-2  | 251     | Eastern Ky.   |
| 2       | 59     | Roberto Aguayo        | K   | 6-0  | 207     | Florida State |
| 4       | 108    | Ryan Smith            | DB  | 5-11 | 189     | N.C. Central  |
| 5       | 148    | Caleb Benenoch        | OL  | 6-5  | 305     | UCLA          |
| 6       | 183    | Devante Bond*         | LB  | 6-1  | 236     | Oklahoma      |

\* Injured Reserve

## HONOR ROLL

Below is a look at awards and honors Buccaneers players received for the 2015 & 2016 seasons.

### **LB KWON ALEXANDER**

- **ESPN.com & PFWA All-Rookie Team** - Started 12 games, totaling 93 tackles (six tackles for loss), with nine passes defended, 3.0 sacks, two interceptions, two forced fumbles and one fumble recovery.
- **NFC Defensive Player of the Week (Week 8 at ATL)** - Had a game-high 11 tackles, one interception, a forced fumble and a fumble recovery. His two takeaways helped set up 10 points for Tampa Bay. He is the first Buccaneers player to record an interception, forced fumble and fumble recovery in the same game since former S John Lynch (1996). He is the first rookie linebacker to do so since DeMeco Ryans (2006).
- **Pepsi Rookie Of The Week (Week 8 at ATL)**
- **Pepsi Rookie Of The Week (Week 3 at HOU)** - Totaled 10 tackles, with one for loss, two passes defended and one interception.
- **NFC Defensive Rookie of the Month Nominee (September, November)**

### **LB LAVONTE DAVID**

- **2016 Pro Bowl Selection; PFWA All-NFC Team** - Started 16 games, totaling 147 tackles (10 tackles for loss), with 13 passes defended, 3.0 sacks, three interceptions (19 yards, one touchdown), two forced fumbles and two fumble recoveries.
- **NFC Defensive Player of the Week (Week 11 at PHI)** - Had two interceptions - including a 20-yard touchdowns - and six tackles. His two interceptions are tied for the most by a Buccaneers linebacker in a game.
- **Pro Football Focus Team of the Week (Week 12 vs. ATL)** - Posted a team-leading 11 tackles, with two tackles for loss, and intercepted a pass on the final drive of the game.
- **NFC Defensive Player of the Week Nominee (Week 10 vs. DAL; Week 13 vs. ATL)**

### **WR MIKE EVANS**

- **Pro Football Focus Team of the Week (Week 7 at WAS)** - Caught a career-high eight passes for 164 yards, including a 40-yard touchdown.

### **G ALI MARPET**

- **ESPN.com & PFWA All-Rookie Team**
- **Pro Football Focus Team of the Week (Week 7 at WAS)** - Blocked for Tampa Bay's 117 rushing yards and was given a grade of +6.5, the highest single-game mark given to a guard this season.

### **RB DOUG MARTIN**

- **2016 AP All-Pro Selection; Pro Bowl Selection; PFWA All-NFL; All-NFC Team; PFF All-Pro Team** - Rushed 288 times for 1,402 yards (4.87 avg.) with six touchdowns, while catching 33 passes for 271 yards and one touchdown.
- **FedEx Ground Player of the Week (Week 5 vs. JAC)** - Rushed 24 times for 123 yards (5.1 avg.) with two touchdowns, while catching three passes for 35 yards and one touchdown. Joined RB Bobby Rainey as the only players in franchise history with at least two rushing touchdowns and one receiving touchdown in the same game.

### **RB DOUG MARTIN (CONT.)**

- **Pro Football Focus Team of the Week (Week 5 vs. JAC)**
- **FedEx Ground Player of the Week (Week 11 at PHI)** - Rushed 27 times for 235 yards (8.7 avg.). His 235 rushing yards are the most in the NFL this season. 235 yards stand as the 20th-most in a single game. Notched an 84-yard run, the longest in team history.
- **FedEx Ground Player of the Year Nominee**
- **NFC Offensive Player of the Week Nominee (Week 5 vs. JAC; Week 11 at PHI)**

### **DT GERALD MCCOY**

- **2016 Pro Bowl Selection** - Started 15 games, totaling 34 tackles (eight tackles for loss), 8.5 sacks and one pass defended.

### **T DONOVAN SMITH**

- **ESPN.com, NFL.com & PFWA All-Rookie Team**

### **DE JAQUIES SMITH**

- **NFC Defensive Player of the Week Nominee (Week 2, at NO)**

### **QB JAMEIS WINSTON**

- **NFC Offensive Player of the Week & FedEx Air Player of the Week (Week 1, 2016)** - Completed 23-of-32 passes (71.9 pct.) for 281 yards and four touchdowns, for a passer rating of 125.1. Ranked third in the league in Week 1 in passer rating, fifth in completion percentage and tied for the NFL lead in passing touchdowns.
- **2016 Pro Bowl Selection** - Completed 312-of-535 passes for 4,042 yards and 22 touchdowns, with six rushing touchdowns.
- **Pepsi Rookie of the Year**
- **ESPN.com, NFL.com & PFWA All-Rookie Team**
- **NFL Offensive Rookie of the Month (November)** - Completed 95-of-169 passes for 1,179 yards with seven touchdowns, while adding 78 rushing yards and three rushing touchdowns. His 10 total touchdowns tied for the seventh-most in the NFL for the month.
- **Pepsi Rookie Of The Week (Week 2 at NO, 2015)** - Completed 14-of-21 passes for 207 yards with one touchdown for a 114.6 passer rating, while also adding a rushing touchdown. His 114.6 passer rating is the fifth-highest by a rookie in franchise history.
- **Pepsi Rookie Of The Week (Week 5 vs. JAC, 2015)** - Completed 13-of-19 passes for 209 yards and one touchdown for a passer rating of 122.5. His 122.5 passer rating is the fourth-highest by a rookie in team history.
- **FedEx Air Player of the Week & Pepsi Rookie Of The Week (Week 11 at PHI, 2015)** - Completed 19-of-29 passes (65.5 pct.) for 246 yards and five touchdowns for a passer rating of 131.6. Became the first rookie since 1937 to throw five touchdowns and zero interceptions in a game and his five touchdowns tie a rookie NFL record, as well as a franchise record.
- **Castrol EDGE Clutch Performer of the Week (Week 13 vs. ATL, 2015)** - Led a 12-play, 80-yard drive to win the game, including a 20-yard run on third-and-19.
- **Castrol EDGE Clutch Performer of the Year Nominee**
- **NFC Offensive Rookie of the Month Nominee (September, October)**
- **NFC Offensive Player of the Week Nominee (Week 2 at NO; Week 5 vs. JAC; Week 11 at PHI; Week 13 vs. ATL)**



## OFFENSIVE FIREPOWER

Despite having a rookie quarterback and two rookie offensive linemen, the Buccaneers had one of the top offenses in the NFL last season, ranking fifth in the league in yards gained.

### 2015 NFL YARDS PER GAME LEADERS

| Rank      | Team                        | GP        | Yds.         | Yds./Gm.     |
|-----------|-----------------------------|-----------|--------------|--------------|
| 1.        | Arizona Cardinals           | 16        | 6,533        | 408.3        |
| 2.        | New Orleans Saints          | 16        | 6,461        | 403.8        |
| 3.        | Pittsburgh Steelers         | 16        | 6,327        | 395.4        |
| 4.        | Seattle Seahawks            | 16        | 6,058        | 378.6        |
| <b>5.</b> | <b>Tampa Bay Buccaneers</b> | <b>16</b> | <b>6,014</b> | <b>375.9</b> |

Tampa Bay's fifth-placed finish is the highest that the team has ever ranked in total offense.

The Buccaneers had two games of 500+ yards this season, making them one of five NFL teams to eclipse the 500-yard mark in multiple games (also Pittsburgh, three times; Denver, New Orleans and N.Y. Giants twice).

### GROUND AND POUND

RBs Doug Martin and Charles Sims combined to help the Buccaneers be one of the premier rushing teams in the NFL last year, with Tampa Bay ranking fifth in rushing yards per game, and second in the NFL in rushing average.

### 2015 NFL RUSHING YARDS PER GAME LEADERS

| Rank      | Team                        | GP        | Rush Yds.    | Yds./Gm.     |
|-----------|-----------------------------|-----------|--------------|--------------|
| 1.        | Buffalo Bills               | 16        | 2,432        | 152.0        |
| 2.        | Carolina Panthers           | 16        | 2,282        | 142.6        |
| 3.        | Seattle Seahawks            | 16        | 2,268        | 141.8        |
| 4.        | Minnesota Vikings           | 16        | 2,211        | 138.2        |
| <b>5.</b> | <b>Tampa Bay Buccaneers</b> | <b>16</b> | <b>2,162</b> | <b>135.1</b> |

### 2015 NFL RUSHING AVERAGE LEADERS

| Rank      | Team                        | Att.       | Rush Yds.    | Avg.        |
|-----------|-----------------------------|------------|--------------|-------------|
| 1.        | Buffalo Bills               | 509        | 2,432        | 4.78        |
| <b>2.</b> | <b>Tampa Bay Buccaneers</b> | <b>455</b> | <b>2,162</b> | <b>4.75</b> |
| 3.        | Kansas City Chiefs          | 436        | 2,044        | 4.69        |
| 4.        | Minnesota Vikings           | 474        | 2,211        | 4.66        |
| 5.        | Dallas Cowboys              | 408        | 1,890        | 4.63        |

### MARTIN & SIMS

Martin and Sims combined for the most scrimmage yards by a Buccaneers running back duo in a single season in team history. They are only the second duo to each eclipse 1,000 yards from scrimmage in the same season in team history (Mike Alstott & Warrick Dunn, 1999).

### MOST SCRIMMAGE YARDS BY A BUCCANEERS RB DUO

| Year        | Name             | Yards        | Name           | Yards        | Total        |
|-------------|------------------|--------------|----------------|--------------|--------------|
| <b>2015</b> | <b>D. Martin</b> | <b>1,673</b> | <b>C. Sims</b> | <b>1,090</b> | <b>2,763</b> |
| 1979        | R. Bell          | 1,511        | J. Eckwood     | 958          | 2,469        |
| 1999        | W. Dunn          | 1,205        | M. Alstott     | 1,188        | 2,393        |
| 1998        | W. Dunn          | 1,370        | M. Alstott     | 998          | 2,368        |
| 1997        | W. Dunn          | 1,440        | M. Alstott     | 843          | 2,283        |

### CREATING BIG PLAYS

Part of Tampa Bay's success on offense in 2015 came from creating big plays. The Buccaneers had 77 plays of 20 or more yards, the fourth-most in the NFL. Their 20 runs of 20+ yards were the most in the NFL.

### 2015 NFL PLAYS OF 20+ YARDS

| Team                           | Big Runs  | Big Passes | Big Plays |
|--------------------------------|-----------|------------|-----------|
| 1. Jacksonville Jaguars        | 8         | 72         | 80        |
| 2. Arizona Cardinals           | 12        | 66         | 78        |
| 3. New Orleans Saints          | 6         | 72         | 78        |
| <b>4. Tampa Bay Buccaneers</b> | <b>20</b> | <b>57</b>  | <b>77</b> |
| 5. Pittsburgh Steelers         | 15        | 61         | 76        |

Tampa Bay's propensity for making big plays led to the Buccaneers ranking third in yards per play.

### 2015 NFL YARDS PER PLAY

| Team                           | Plays        | Yards        | Yards/Play  |
|--------------------------------|--------------|--------------|-------------|
| 1. Arizona Cardinals           | 1,041        | 6,533        | 6.28        |
| 2. Pittsburgh Steelers         | 1,011        | 6,327        | 6.26        |
| <b>3. Tampa Bay Buccaneers</b> | <b>1,017</b> | <b>6,014</b> | <b>5.91</b> |
| 4. New Orleans Saints          | 1,096        | 6,461        | 5.90        |
| 5. Seattle Seahawks            | 1,035        | 6,058        | 5.85        |

## OFFENSE/DEFENSE

### KEEP THE DRIVE ALIVE

In 2015, the Buccaneers went three-and-out on only 26 of their 176 drives, the third-lowest mark in the NFL.

#### 2015 NFL FEWEST THREE-AND-OUT DRIVES

| Team                           | Off. Poss. | 3 & Out Drives | 3 & Out Pct. |
|--------------------------------|------------|----------------|--------------|
| 1. Arizona Cardinals           | 186        | 27             | 14.5         |
| 2. Minnesota Vikings           | 172        | 25             | 14.5         |
| <b>3. Tampa Bay Buccaneers</b> | <b>176</b> | <b>26</b>      | <b>14.8</b>  |
| 4. Pittsburgh Steelers         | 190        | 31             | 16.3         |
| 5. Atlanta Falcons             | 174        | 29             | 16.7         |

### CONVERSION MACHINE

In the first three weeks of the season, the Tampa Bay Buccaneers struggled to convert third downs, going 9-for-40 on third down attempts (22.5 pct.), the second-lowest mark in the NFL.

After that game, the Buccaneers flipped the script, ranking as the fourth-best team in the league in converting third downs since Week 4, going 75-of-162 (46.3 pct.) on third down attempts.

#### 2015 NFL THIRD DOWN CONVERSIONS - SINCE WEEK 4

| Team                           | 3rd. Conv. | 3rd Att.   | 3rd Pct.    |
|--------------------------------|------------|------------|-------------|
| 1. Seattle Seahawks            | 83         | 169        | 49.1        |
| 2. New Orleans Saints          | 83         | 174        | 47.7        |
| 3. Arizona Cardinals           | 77         | 166        | 46.4        |
| <b>4. Tampa Bay Buccaneers</b> | <b>75</b>  | <b>162</b> | <b>46.3</b> |
| 5. Atlanta Falcons             | 83         | 182        | 45.6        |

### MOVING THE CHAINS

In 2015, Vincent Jackson and Mike Evans were two of the most productive receivers in the NFL in moving the chains, ranking second and third in first down percentage, respectively.

#### 2015 NFL LEADERS IN FIRST DOWN CATCH PERCENTAGE - Min. 32 Rec.

| Player                            | 1st Dn.   | Rec       | 1st%        |
|-----------------------------------|-----------|-----------|-------------|
| 1. WR Dorial Green-Beckham (TEN)  | 30        | 32        | 93.8        |
| <b>2. WR Mike Evans (TB)</b>      | <b>63</b> | <b>74</b> | <b>85.1</b> |
| <b>3. WR Vincent Jackson (TB)</b> | <b>28</b> | <b>33</b> | <b>84.8</b> |
| 4. WR Ted Ginn Jr. (CAR)          | 36        | 44        | 81.8        |
| 5. WR Kenny Britt (STL)           | 29        | 36        | 80.6        |

### LIMITING BIG PLAYS

On the opposite end of the spectrum, one of the strengths of Tampa Bay's defense was limiting opposing big plays. The Buccaneers allowed only 49 plays of 20 or more yards, the second-fewest in the NFL. Their four 20+-yard runs allowed tied for fewest allowed in the league.

#### 2015 NFL OPPONENT PLAYS OF 20+ YARDS

| Team                           | Big Runs | Big Passes | Big Plays |
|--------------------------------|----------|------------|-----------|
| 1. Denver Broncos              | 5        | 41         | 46        |
| <b>2. Tampa Bay Buccaneers</b> | <b>4</b> | <b>45</b>  | <b>49</b> |
| 3. Cincinnati Bengals          | 11       | 39         | 50        |
| 4. Seattle Seahawks            | 4        | 49         | 53        |
| 5. Minnesota Vikings           | 7        | 47         | 54        |

### STOP THE RUSH

In 2015, Tampa Bay allowed second-lowest rushing average in the NFL and the third-lowest in team history.

#### 2015 NFL OPPONENT RUSHING AVERAGE

| Rank      | Team                        | Opp. Rush  | Opp. Rush Yds. | Avg.        |
|-----------|-----------------------------|------------|----------------|-------------|
| 1.        | Denver Broncos              | 408        | 1,337          | 3.28        |
| <b>2.</b> | <b>Tampa Bay Buccaneers</b> | <b>466</b> | <b>1,606</b>   | <b>3.45</b> |
| 3.        | New York Jets               | 373        | 1,335          | 3.58        |
| 4.        | Seattle Seahawks            | 362        | 1,304          | 3.60        |
| 5.        | Jacksonville Jaguars        | 464        | 1,709          | 3.68        |

#### BUCCANEERS ALL-TIME OPPONENT RUSHING AVERAGE (Single Season)

| Rank      | Year        | Opp. Rush  | Opp. Rush Yds. | Avg.        |
|-----------|-------------|------------|----------------|-------------|
| 1.        | 1988        | 478        | 1,551          | 3.24        |
| 2.        | 1978        | 595        | 2,049          | 3.44        |
| <b>2.</b> | <b>2015</b> | <b>466</b> | <b>1,606</b>   | <b>3.45</b> |
| 4.        | 2005        | 438        | 1,515          | 3.46        |
| 5.        | 1979        | 539        | 1,873          | 3.47        |

## FAMOUS JAMEIS

QB Jameis Winston was taken first overall by the Tampa Bay Buccaneers and has played every offensive snap for the team in 2015. He distinguished himself as a standout, particularly when compared to other rookie quarterbacks in recent history.

### JAMEIS VS. ROOKIE QBS

In 2015, Winston had a passer rating of 84.2, which stands as the ninth-highest mark by a rookie quarterback since the 1970 NFL/AFL Merger.

#### HIGHEST PASSER RATING BY A ROOKIE - (Since 1970, Min. 200 Att.)

| Player                        | Att.       | Cmp.       | Yds          | TD        | INT       | Rtg.        |
|-------------------------------|------------|------------|--------------|-----------|-----------|-------------|
| 1. Robert Griffin III (WAS)   | 393        | 258        | 3,200        | 20        | 5         | 102.4       |
| 2. Russell Wilson (SEA)       | 393        | 252        | 3,118        | 26        | 10        | 101.5       |
| 3. Ben Roethlisberger (PIT)   | 295        | 196        | 2,621        | 17        | 11        | 98.1        |
| 4. Dan Marino (MIA)           | 296        | 173        | 2,210        | 20        | 6         | 96.0        |
| 5. Marcus Mariota (TEN)       | 370        | 230        | 2,818        | 19        | 10        | 91.5        |
| 6. Matt Ryan (ATL)            | 434        | 265        | 3,440        | 16        | 11        | 87.7        |
| 7. Teddy Bridgewater (MIN)    | 402        | 259        | 2,919        | 14        | 12        | 85.2        |
| 8. Cam Newton (CAR)           | 517        | 310        | 4,051        | 21        | 17        | 84.5        |
| <b>9. Jameis Winston (TB)</b> | <b>535</b> | <b>312</b> | <b>4,042</b> | <b>22</b> | <b>15</b> | <b>84.2</b> |
| 10. Mike Glennon (TB)         | 416        | 247        | 2,608        | 19        | 9         | 83.9        |

Winston's totals this past year placed him among the all-time NFL rookie leaders in both passing yards and passing touchdowns

#### NFL ROOKIE PASSING YARD LEADERS - (Since 1970)

| Rank      | Player (Team)              | Year        | Passing Yards |
|-----------|----------------------------|-------------|---------------|
| 1.        | Andrew Luck (IND)          | 2012        | 4,374         |
| 2.        | Cam Newton (CAR)           | 2011        | 4,051         |
| <b>3.</b> | <b>Jameis Winston (TB)</b> | <b>2015</b> | <b>4,042</b>  |
| 4.        | Peyton Manning (IND)       | 1998        | 3,739         |
| 5.        | Sam Bradford (STL)         | 2010        | 3,512         |
| 6.        | Matt Ryan (ATL)            | 2008        | 3,440         |
| 7.        | Andy Dalton (CIN)          | 2011        | 3,398         |
| 8.        | Brandon Weeden (CLE)       | 2012        | 3,385         |
| 9.        | Ryan Tannehill (MIA)       | 2012        | 3,294         |
| 10.       | Derek Carr (OAK)           | 2014        | 3,270         |

#### NFL ROOKIE PASSING TOUCHDOWN LEADERS - (Since 1970)

| Rank      | Player (Team)              | Year        | Passing TD |
|-----------|----------------------------|-------------|------------|
| 1.        | Peyton Manning (IND)       | 1998        | 26         |
| 1.        | Russell Wilson (SEA)       | 2012        | 26         |
| 3.        | Andrew Luck (IND)          | 2012        | 23         |
| <b>4.</b> | <b>Jameis Winston (TB)</b> | <b>2015</b> | <b>22</b>  |
| 5.        | Cam Newton (CAR)           | 2011        | 21         |
| 5.        | Derek Carr (OAK)           | 2014        | 21         |
| 7.        | Andy Dalton (CIN)          | 2011        | 20         |
| 7.        | Robert Griffin III (WAS)   | 2012        | 20         |
| 7.        | Dan Marino (MIA)           | 1983        | 20         |
| 10.       | Marcus Mariota (TEN)       | 2015        | 19         |
| 10.       | Mike Glennon (TB)          | 2013        | 19         |
| 10.       | Jim Plunkett (NE)          | 1971        | 19         |

## FAMOUS JAMEIS

### JAMEIS IN BUCCANEERS HISTORY

Winston has distinguished himself as not only one of the top rookie quarterbacks in Buccaneers history, but among the best seasons in team history. His 4,042 passing yards are second-most in a single season and his 22 touchdown passes are tied for the fourth-most in a single season. Both are rookie franchise records.

### MOST TOUCHDOWN PASSES BY BUCCANEERS ROOKIES

| Player                   | Year        | Att.       | Cmp.       | Yds          | TD        | INT       | Rtg.        |
|--------------------------|-------------|------------|------------|--------------|-----------|-----------|-------------|
| <b>1. Jameis Winston</b> | <b>2015</b> | <b>535</b> | <b>312</b> | <b>4,042</b> | <b>22</b> | <b>15</b> | <b>84.2</b> |
| 2. Mike Glennon          | 2013        | 416        | 247        | 2,608        | 19        | 9         | 83.9        |
| 3. Josh Freeman          | 2009        | 290        | 158        | 1,855        | 10        | 18        | 59.8        |
| 4. Bruce Gradkowski      | 2006        | 328        | 177        | 1,661        | 9         | 9         | 65.9        |
| 5. Shaun King            | 1999        | 146        | 89         | 875          | 7         | 4         | 82.4        |
| 5. Doug Williams         | 1978        | 194        | 73         | 1,170        | 7         | 8         | 53.4        |

### BUCCANEERS SINGLE SEASON PASSING YARD LEADERS

| Rank      | Player                | Year        | Passing Yards |
|-----------|-----------------------|-------------|---------------|
| 1.        | Josh Freeman          | 2012        | 4,065         |
| <b>2.</b> | <b>Jameis Winston</b> | <b>2015</b> | <b>4,042</b>  |
| 3.        | Brad Johnson          | 2003        | 3,811         |
| 4.        | Josh Freeman          | 2011        | 3,592         |
| 5.        | Doug Williams         | 1981        | 3,563         |
| 6.        | Steve DeBerg          | 1984        | 3,554         |
| 7.        | Josh Freeman          | 2010        | 3,451         |
| 8.        | Brad Johnson          | 2001        | 3,406         |
| 9.        | Doug Williams         | 1980        | 3,396         |
| 10.       | Vinny Testaverde      | 1988        | 3,240         |

### BUCCANEERS SINGLE SEASON PASSING TOUCHDOWN LEADERS

| Rank      | Player                | Year        | Passing TD |
|-----------|-----------------------|-------------|------------|
| 1.        | Josh Freeman          | 2012        | 27         |
| 2.        | Brad Johnson          | 2003        | 26         |
| 3.        | Josh Freeman          | 2010        | 25         |
| 4.        | Brad Johnson          | 2002        | 22         |
| <b>4.</b> | <b>Jameis Winston</b> | <b>2015</b> | <b>22</b>  |
| 6.        | Trent Dilfer          | 1997        | 21         |
| 6.        | Trent Dilfer          | 1998        | 21         |
| 8.        | Brian Griese          | 2004        | 20         |
| 8.        | Vinny Testaverde      | 1989        | 20         |
| 8.        | Doug Williams         | 1980        | 20         |

At St. Louis, Winston threw for a career-high 363 yards, the second-most by a rookie in team history and the most by a Buccaneers quarterback since 2012 (Josh Freeman, 372 yards vs. St. Louis, 12/23/12).

### MOST SINGLE-GAME PASSING YARDS – (Rookies)

| Player                   | Opponent-Date          | Pass Yds   |
|--------------------------|------------------------|------------|
| 1. Vinny Testaverde      | at NO-12/6/87          | 369        |
| <b>2. Jameis Winston</b> | <b>at STL-12/17/15</b> | <b>363</b> |
| <b>3. Jameis Winston</b> | <b>at CAR-1/3/16</b>   | <b>325</b> |
| 4. Josh Freeman          | at CAR-12/6/09         | 321        |
| 5. Doug Williams         | vs. MIN-10/1/78        | 311        |

Part of Winston's 363 yards were 238 yards in the fourth quarter, the most in any quarter in franchise history and the most by an NFL quarterback in the fourth quarter since 2012 (Eli Manning, 243 passing yards vs. Tampa Bay, 9/16/12). His 238 passing yards were the most in any quarter since Aaron Rodgers in 2014 (242, second quarter vs. Chicago, 11/9).

## FAMOUS JAMEIS

### DUAL THREAT

Winston also rushed for six touchdowns, the most ever by a Buccaneers quarterback in a single season and tied for the second-most career rushing touchdowns by a quarterback in team history.

### MOST RUSHING TOUCHDOWNS BY A QB, SINGLE SEASON (Team History)

| Rank | Player                      | Rush TD  |
|------|-----------------------------|----------|
| 1.   | <b>Jameis Winston, 2015</b> | <b>6</b> |
| 2.   | Shaun King, 2000            | 5        |
| 2.   | Steve Young, 1986           | 5        |
| 4.   | Josh Freeman, 2011          | 4        |
| 4.   | Doug Williams, 1980         | 4        |
| 4.   | Doug Williams, 1981         | 4        |

### MOST RUSHING TOUCHDOWNS BY A QB (Team History)

| Rank | Player                            | Rush TD  |
|------|-----------------------------------|----------|
| 1.   | Doug Williams, 1978-82            | 13       |
| 2.   | <b>Jameis Winston, 2015-Pres.</b> | <b>7</b> |
| 2.   | Steve Young, 1985-86              | 6        |
| 4.   | Trent Dilfer, 1994-99             | 5        |
| 4.   | Shaun King, 1999-2003             | 5        |
| 4.   | Vinny Testaverde, 1987-92         | 5        |

### 2015 NFL MOST RUSHING TOUCHDOWNS BY A QB

| Rank | Player (Team)              | Rush TD  |
|------|----------------------------|----------|
| 1.   | Cam Newton (CAR)           | 10       |
| 2.   | <b>Jameis Winston (TB)</b> | <b>6</b> |
| 3.   | Kirk Cousins (WAS)         | 5        |
| 4.   | Tyrod Taylor (BUF)         | 4        |
| 4.   | Tom Brady (NE)             | 3        |
| 4.   | Teddy Bridgewater (MIN)    | 3        |
| 4.   | Andy Dalton (CIN)          | 3        |
| 4.   | Joe Flacco (BAL)           | 3        |

### RECORD SETTER

At Philadelphia (11/22), Winston threw five touchdown passes, tied for the most by a rookie since the 1970 NFL Merger (DET QB Matthew Stafford, 11/22/09 vs. CLE). His five touchdown passes also matched the franchise record.

### MOST SINGLE-GAME PASSING TOUCHDOWNS (Team History)

| Player                      | Opponent-Date          | Pass TD  |
|-----------------------------|------------------------|----------|
| 1. QB Steve DeBerg          | vs. ATL-9/13/87        | 5        |
| 1. QB Josh Freeman          | vs. SEA-12/26/10       | 5        |
| 1. QB Brad Johnson          | vs. MIN-11/3/02        | 5        |
| <b>1. QB Jameis Winston</b> | <b>at PHI-11/22/15</b> | <b>5</b> |

### JAMEIS GOING DEEP

One of Winston's strengths is a willingness to throw the ball down the field, which helped open up the Buccaneers' passing attack. Winston ranked second in the league in pass yards per completion

### 2015 NFL HIGHEST YARDS PER COMPLETION

| Player (Team)                 | Cmp.       | Yds          | Yds/Cmp.     |
|-------------------------------|------------|--------------|--------------|
| 1. Carson Palmer (ARI)        | 342        | 4,671        | 13.66        |
| 2. Cam Newton (CAR)           | 296        | 3,837        | 12.96        |
| <b>3. Jameis Winston (TB)</b> | <b>312</b> | <b>4,042</b> | <b>12.96</b> |
| 4. Andy Dalton (CIN)          | 255        | 3,250        | 12.75        |
| 5. Tyrod Taylor (BUF)         | 342        | 3,035        | 12.54        |

Winston made big plays for the Buccaneers, with his 57 completions of 20 or more yards tying for the sixth-most in the NFL.

### 2015 NFL COMPLETIONS OF 20+ YARDS

| Rank      | Player (Team)              | 20+ Yd. Comp. |
|-----------|----------------------------|---------------|
| 1.        | Blake Bortles (JAC)        | 72            |
| 2.        | Drew Brees (NO)            | 68            |
| 3.        | Carson Palmer (ARI)        | 65            |
| 4.        | Russell Wilson (SEA)       | 60            |
| 5.        | Tom Brady (NE)             | 58            |
| <b>6.</b> | <b>Jameis Winston (TB)</b> | <b>57</b>     |
| 6.        | Ryan Tannehill (MIA)       | 57            |
| 8.        | Aaron Rodgers (GB)         | 55            |
| 9.        | Derek Carr (OAK)           | 53            |
| 9.        | Jay Cutler (CHI)           | 53            |
| 9.        | Ryan Fitzpatrick (NYJ)     | 53            |
| 9.        | Philip Rivers (SD)         | 53            |

## HOW TO DOUGIE

RB Doug Martin was one of the top runners in the NFL in 2015, totaling 1,402 rushing yards, the second-most in the league, while his 4.87 rushing average ranked as the most among running backs with at least 150 carries.

### 2015 NFL RUSHING YARDS LEADERS

| Rank      | Player (Team)           | Rushing Yards |
|-----------|-------------------------|---------------|
| 1.        | Adrian Peterson (MIN)   | 1,485         |
| <b>2.</b> | <b>Doug Martin (TB)</b> | <b>1,402</b>  |
| 3.        | Todd Gurley (STL)       | 1,106         |
| 4.        | Darren McFadden (DAL)   | 1,089         |
| 5.        | Chris Ivory (NYJ)       | 1,070         |

### 2015 NFL HIGHEST RUSHING AVERAGE (Min. 150 Carries)

| Name                       | Att.       | Yds.         | Avg.        |
|----------------------------|------------|--------------|-------------|
| <b>1. Doug Martin (TB)</b> | <b>288</b> | <b>1,402</b> | <b>4.87</b> |
| 2. Todd Gurley (STL)       | 229        | 1,106        | 4.83        |
| 3. Giovani Bernard (CIN)   | 154        | 730          | 4.74        |
| 4. C.J. Anderson (DEN)     | 152        | 720          | 4.74        |
| 4. Mark Ingram (NO)        | 166        | 769          | 4.63        |

Martin's 4.87 average was the highest by any running back with at least 275 carries since 2013 (LeSean McCoy, 314 carries, 5.12 avg.).

Much of Martin's success came from creating big runs. Martin had 33 rushes of 10 or more yards, the second-most in the NFL and 14 rushes of 20+ yards, the most in the league. He was one of only five players in the league with multiple 50+ yards runs.

### 2015 NFL RUSHES OF 10+ YARDS

| Rank      | Player (Team)           | 10+ Yd. Rushes |
|-----------|-------------------------|----------------|
| 1.        | Adrian Peterson (MIN)   | 43             |
| <b>2.</b> | <b>Doug Martin (TB)</b> | <b>33</b>      |
| 3.        | Devonta Freeman (ATL)   | 32             |
| 4.        | Chris Ivory (NYJ)       | 29             |
| 4.        | LeSean McCoy (BUF)      | 28             |

### 2015 NFL RUSHES OF 20+ YARDS

| Rank      | Player (Team)           | 20+ Yd. Rushes |
|-----------|-------------------------|----------------|
| <b>1.</b> | <b>Doug Martin (TB)</b> | <b>14</b>      |
| 2.        | Todd Gurley (STL)       | 11             |
| 3.        | Adrian Peterson (MIN)   | 10             |
| 4.        | Chris Ivory (NYJ)       | 9              |
| 4.        | Darren McFadden (DAL)   | 9              |
| 4.        | Latavius Murray (OAK)   | 9              |

### 2015 NFL RUSHES OF 50+ YARDS

| Rank      | Player (Team)           | 50+ Yd. Rushes |
|-----------|-------------------------|----------------|
| <b>1.</b> | <b>Doug Martin (TB)</b> | <b>3</b>       |
| 1.        | Todd Gurley (STL)       | 3              |
| 2.        | Isaiah Crowell (CLE)    | 2              |
| 2.        | Mike Gillislee (BUF)    | 2              |
| 2.        | Chris Ivory (NYJ)       | 2              |
| 2.        | Adrian Peterson (MIN)   | 2              |
| 2.        | DeAngelo Williams (PIT) | 2              |

At Philadelphia, Martin rushed for 235 yards, the most rushing yards in a game in 2015.

### 2015 NFL MOST RUSHING YARDS IN A GAME

| Name                       | Yds.       | Date            | Opp.       |
|----------------------------|------------|-----------------|------------|
| <b>1. Doug Martin (TB)</b> | <b>235</b> | <b>11/22/15</b> | <b>PHI</b> |
| 2. Thomas Rawls (SEA)      | 209        | 11/22/15        | SF         |
| 3. Adrian Peterson (MIN)   | 203        | 11/15/15        | OAK        |
| 4. David Johnson (ARI)     | 187        | 12/20/15        | PHI        |
| 5. Lamar Miller (MIA)      | 175        | 10/25/15        | HOU        |

Martin was able to break off so many big runs due to his ability to break tackles and make yards after contact. Per Stats, Inc., he was tied for the fourth-most broken tackles and had the most rushing yards after contact.

### 2015 NFL BROKEN TACKLES

| Rank      | Player (Team)           | Broken Tackles |
|-----------|-------------------------|----------------|
| 1.        | Chris Ivory (NYJ)       | 14             |
| 2.        | LeGarrette Blount (NE)  | 11             |
| 2.        | Adrian Peterson (MIN)   | 11             |
| <b>4.</b> | <b>Doug Martin (TB)</b> | <b>10</b>      |
| 4.        | Carlos Hyde (SF)        | 10             |

### 2015 NFL YARDS AFTER CONTACT

| Rank      | Player (Team)           | Yards After Contact |
|-----------|-------------------------|---------------------|
| <b>1.</b> | <b>Doug Martin (TB)</b> | <b>650</b>          |
| 2.        | Adrian Peterson (MIN)   | 641                 |
| 3.        | Chris Ivory (NYJ)       | 551                 |
| 4.        | Todd Gurley (STL)       | 524                 |
| 5.        | Jonathan Stewart (CAR)  | 498                 |

Martin rushed for 100+ yards in three consecutive contests (10/4 vs. CAR-10/25 at WAS), only the third time in franchise history a player has reached at least 100 rushing yards in three straight games (also: James Wilder, six consecutive, 12/9/84 vs. ATL-9/29/85 at DET; Carnell Williams, three consecutive, 9/11/05 at MIN-9/25/05 at GB).

**RECORD-SETTER**

With their second first-round pick in 2012, the Tampa Bay Buccaneers selected RB **Doug Martin**, who proved to be a sensation in his rookie season, shattering Buccaneers records, while setting NFL marks along the way. In 2015, Martin had another one of the best years in team history, ranking in the top five in rushing yards and scrimmage yards

**MOST RUSHING YARDS - SINGLE SEASON (Team History)**

| Rank      | Player                | Year        | Yards        |
|-----------|-----------------------|-------------|--------------|
| 1.        | RB James Wilder       | 1984        | 1,544        |
| <b>2.</b> | <b>RB Doug Martin</b> | <b>2012</b> | <b>1,454</b> |
| <b>3.</b> | <b>RB Doug Martin</b> | <b>2015</b> | <b>1,402</b> |
| 4.        | RB James Wilder       | 1985        | 1,300        |
| 5.        | RB Ricky Bell         | 1979        | 1,263        |
| 6.        | RB Errict Rhett       | 1995        | 1,207        |
| 7.        | RB Carnell Williams   | 2005        | 1,178        |
| 8.        | RB Reggie Cobb        | 1992        | 1,171        |
| 9.        | RB Warrick Dunn       | 2000        | 1,133        |
| 10.       | RB Warrick Dunn       | 1998        | 1,026        |

**MOST YARDS FROM SCRIMMAGE - SINGLE SEASON (Team History)**

| Rank      | Player                | Year        | Yards        |
|-----------|-----------------------|-------------|--------------|
| 1.        | RB James Wilder       | 1984        | 2,229        |
| <b>2.</b> | <b>RB Doug Martin</b> | <b>2012</b> | <b>1,926</b> |
| <b>3.</b> | <b>RB Doug Martin</b> | <b>2015</b> | <b>1,673</b> |
| 4.        | RB James Wilder       | 1985        | 1,641        |
| 5.        | RB Warrick Dunn       | 2000        | 1,555        |
| 6.        | RB Ricky Bell         | 1979        | 1,511        |
| 7.        | RB Warrick Dunn       | 1997        | 1,440        |
| 8.        | WR Mark Carrier       | 1989        | 1,422        |
| 9.        | RB Warrick Dunn       | 1998        | 1,370        |
| 10.       | RB Michael Pittman    | 2003        | 1,348        |

After setting the franchise record in his rookie season with 251 rushing yards at Oakland (11/4/12), Martin notched another banner day in 2015, with 235 rushing yards at Philadelphia (11/22/15), the second-highest mark in team history.

**MOST SINGLE-GAME RUSHING YARDS (Team History)**

| Player                   | Opponent-Date          | Rush Yds   |
|--------------------------|------------------------|------------|
| <b>1. RB Doug Martin</b> | <b>at OAK-11/4/12</b>  | <b>251</b> |
| <b>2. RB Doug Martin</b> | <b>at PHI-11/22/15</b> | <b>235</b> |
| 3. RB James Wilder       | at MIN-11/6/83         | 219        |
| 4. RB Warrick Dunn       | vs. DAL-12/3/00        | 210        |
| 5. RB Errict Rhett       | vs. WAS-12/4/94        | 192        |
| 6. RB James Wilder       | vs. GB-9/30/84         | 172        |
| 7. RB Ricky Bell         | vs. GB-10/21/79        | 167        |
| 8. RB James Wilder       | at CHI-9/8/85          | 166        |
| 9. RB LeGarrette Blount  | at SEA-12/26/10        | 164        |
| 10. RB Bobby Rainey      | vs. ATL-11/17/13       | 163        |

Part of Martin's Philadelphia totals included an 84-yard run, the longest in franchise history and the third-longest rush in the league in 2015.

**LONGEST RUSHING PLAYS IN TEAM HISTORY**

| Player                | Yards     | Opponent-Date        |
|-----------------------|-----------|----------------------|
| <b>1. Doug Martin</b> | <b>84</b> | <b>@PHI-11/22/15</b> |
| 2. Bobby Rainey       | 80t       | BUF-12/8/13          |
| 3. Michael Pittman    | 78t       | KC-11/11/04          |
| 4. Warrick Dunn       | 76        | CHI-12/21/97         |
| 5. Jerry Ellison      | 75        | DET-12/23/95         |
| 5. James Wilder       | 75t       | @MIN-11/6/83         |

**2015 NFL LONGEST RUSHING PLAYS**

| Player                     | Yards     | Opponent-Date        |
|----------------------------|-----------|----------------------|
| 1. Marcus Mariota          | 87t       | JAC-12/6/15          |
| 2. Lamar Miller (MIA)      | 85t       | HOU-10/25/15         |
| <b>3. Doug Martin (TB)</b> | <b>84</b> | <b>@PHI-11/22/15</b> |
| 4. Adrian Peterson (MIN)   | 80t       | @OAK-11/15/15        |
| 5. Adrian Peterson (MIN)   | 75        | @DET-10/25/15        |

**ROOKIE TOUCHDOWN MACHINE**

In his first NFL season, Martin made his mark scoring touchdowns, with 11 rushing scores, the second-most in team history and 12 touchdowns from scrimmage, tied for the second-most in a season.

**MOST RUSHING TDs - SINGLE SEASON (Team History)**

| Rank      | Player                | Year        | TDs       |
|-----------|-----------------------|-------------|-----------|
| 1.        | RB James Wilder       | 1984        | 13        |
| <b>2.</b> | <b>RB Doug Martin</b> | <b>2012</b> | <b>11</b> |
| 3.        | RB Errict Rhett       | 1995        | 11        |
| 4.        | RB Earnest Graham     | 2007        | 10        |
| 4.        | FB Mike Alstott       | 2001        | 10        |
| 4.        | RB James Wilder       | 1985        | 10        |

**MOST TOUCHDOWNS - SINGLE SEASON (Team History)**

| Rank      | Player                 | Year        | TDs                         |
|-----------|------------------------|-------------|-----------------------------|
| 1.        | RB James Wilder        | 1984        | 13 (13 rush)                |
| <b>2.</b> | <b>RB Mike Evans*</b>  | <b>2014</b> | <b>12 (12 rec.)</b>         |
| <b>2.</b> | <b>RB Doug Martin*</b> | <b>2012</b> | <b>12 (11 rush, 1 rec.)</b> |
| 4.        | WR Mike Williams*      | 2010        | 11 (11 rec.)                |
| 4.        | FB Mike Alstott        | 2001        | 11 (10 rush, 1 rec.)        |
| 4.        | RB Errict Rhett        | 1995        | 11 (11 rush)                |

\*-Rookie



## HOW TO DOUGIE

### MARTIN IN TAMPA BAY HISTORY

Martin has continued his climb in the Buccaneers record books, with 20 career rushing touchdowns (tied for fifth in team history) and 3,891 career rushing yards (fourth in team history), with 4,798 career scrimmage yards (seventh in team history) and 11 career 100-yard rushing games (tied for second in team history).

### MOST RUSHING YARDS - (Team History)

| Rank      | Player                            | Yards        |
|-----------|-----------------------------------|--------------|
| 1.        | RB James Wilder, 1981-89          | 5,957        |
| 2.        | FB Mike Alstott, 1996-2006        | 5,088        |
| 3.        | RB Warrick Dunn, 1997-2008        | 4,986        |
| <b>4.</b> | <b>RB Doug Martin, 2012-Pres.</b> | <b>3,891</b> |
| 5.        | RB Carnell Williams, 2005-10      | 3,677        |

### MOST RUSHING TOUCHDOWNS - (Team History)

| Rank      | Player                            | TDs       |
|-----------|-----------------------------------|-----------|
| 1.        | FB Mike Alstott, 1996-2006        | 58        |
| 2.        | RB James Wilder, 1981-89          | 37        |
| 3.        | RB Errict Rhett, 1994-97          | 24        |
| 4.        | RB Reggie Cobb, 1990-93           | 21        |
| <b>5.</b> | <b>RB Doug Martin, 2012-Pres.</b> | <b>20</b> |
| 5.        | RB Carnell Williams, 2005-10      | 20        |
| 7.        | RB Warrick Dunn, 1997-2008        | 19        |
| 8.        | RB Ricky Bell, 1977-1981          | 16        |
| 9.        | FB/RB Earnest Graham, 2004-11     | 15        |
| 9.        | RB Lars Tate, 1988-89             | 15        |

### MOST SCRIMMAGE YARDS - (Team History)

| Rank      | Player                            | Yards        |
|-----------|-----------------------------------|--------------|
| 1.        | RB James Wilder, 1981-89          | 9,449        |
| 2.        | RB Warrick Dunn, 1997-2008        | 7,690        |
| 3.        | FB Mike Alstott, 1996-2006        | 7,372        |
| 4.        | RB Michael Pittman, 2002-07       | 5,723        |
| 5.        | WR Mark Carrier, 1987-92          | 5,018        |
| 6.        | WR Kevin House, 1980-86           | 4,969        |
| <b>7.</b> | <b>RB Doug Martin, 2012-Pres.</b> | <b>4,798</b> |
| 8.        | RB Carnell Williams, 2005-10      | 4,586        |
| 9.        | WR Vincent Jackson, 2012-Pres.    | 4,326        |
| 10.       | TE Jimmie Giles, 1978-86          | 4,307        |

### MOST 100-YARD RUSHING GAMES – Team History

| Rank      | Player                            | 100-Yd. Games |
|-----------|-----------------------------------|---------------|
| 1.        | RB James Wilder, 1981-89          | 14            |
| 2.        | RB Warrick Dunn, 1997-2001, 2008  | 11            |
| <b>2.</b> | <b>RB Doug Martin, 2012-Pres.</b> | <b>11</b>     |
| 4.        | RB Carnell Williams, 2005-10      | 9             |
| 5.        | RB Ricky Bell, 1977-81            | 8*            |
| 5.        | RB Michael Pittman, 2002-07       | 8**           |
| 5.        | RB Errict Rhett, 1994-97          | 8             |

\*Includes one playoff game

\*\*Includes Super Bowl XXXVII

### NFL RECORDS

Martin recorded 1,926 yards from scrimmage as a rookie, the third-highest total in NFL history, trailing only Eric Dickerson (2,212 in 1984) and Edgerrin James (2,139 in 1999). His banner day came at Oakland (11/4/12), when he rushed for 251 yards and four touchdowns, the most in Buccaneers history and tied for the 10th-most in NFL history.

### MOST RUSHING YARDS IN A GAME - (NFL History)

| Name                         | Yds        | Date           | Opp.       |
|------------------------------|------------|----------------|------------|
| 1. Adrian Peterson (MIN)*    | 296        | 11/4/07        | SD         |
| 2. Jamal Lewis (BAL)         | 295        | 9/14/03        | CLE        |
| 3. Jerome Harrison (CLE)     | 286        | 12/20/09       | KC         |
| 4. Corey Dillon (CIN)        | 278        | 11/4/07        | DEN        |
| 5. Walter Payton (CHI)       | 275        | 11/20/77       | MIN        |
| 6. O.J. Simpson (BUF)        | 273        | 11/25/76       | DET        |
| 7. Shaun Alexander (CIN)     | 266        | 11/11/01       | OAK        |
| 8. Jamaal Charles (KC)       | 259        | 1/3/10         | DEN        |
| 9. Demarco Murray (DAL)*     | 253        | 10/23/11       | STL        |
| <b>10. Doug Martin (TB)*</b> | <b>251</b> | <b>11/4/12</b> | <b>OAK</b> |
| 10. Mike Anderson (DEN)*     | 251        | 12/3/00        | NO         |

\*-Rookie

Martin's 251 rushing yards at Oakland came on only 25 carries, a 10.0 avg., the third highest in NFL history with a minimum of 25 rush attempts.

### MOST YARDS-PER-CARRY - SINGLE GAME - (Min. 25 carries)

| Name                       | Att       | Yds/Rush    | Date (Opp.)          |
|----------------------------|-----------|-------------|----------------------|
| 1. Jamaal Charles (KC)     | 25        | 10.4        | 01/03/12 (DEN)       |
| 2. Demarco Murray (DAL)    | 25        | 10.1        | 10/23/11 (STL)       |
| <b>3. Doug Martin (TB)</b> | <b>25</b> | <b>10.0</b> | <b>11/4/12 (OAK)</b> |

### MOST RUSHING YARDS IN A HALF - (Since 1991)

| Name                       | Half, Yds       | Date (Opp.)          |
|----------------------------|-----------------|----------------------|
| 1. Adrian Peterson (MIN)   | 2nd, 253        | 11/04/07 (SD)        |
| <b>2. Doug Martin (TB)</b> | <b>2nd, 220</b> | <b>11/4/12 (OAK)</b> |
| 3. Jerome Harrison (CLE)   | 2nd, 213        | 12/20/09 (KC)        |
| 4. Corey Dillon (CIN)      | 2nd, 201        | 10/22/00 (DEN)       |
| 5. Barry Sanders (DET)     | 2nd, 200        | 11/13/94 (TB)        |

### MOST RUSHING YARDS IN A QUARTER - (Since 1991)

| Name                       | Qtr        | Yds        | Date (Opp.)          |
|----------------------------|------------|------------|----------------------|
| 1. Jamaal Charles (KC)     | 3rd        | 165        | 12/23/12 (IND)       |
| 2. Jamaal Charles (KC)     | 3rd        | 162        | 9/23/12 (NO)         |
| 3. LeSean McCoy (PHI)      | 4th        | 148        | 12/8/13 (DET)        |
| 4. Adrian Peterson (MIN)   | 4th        | 146        | 11/4/07 (SD)         |
| 4. Kenneth Davis (BUF)     | 2nd        | 146        | 11/22/92 (ATL)       |
| <b>6. Doug Martin (TB)</b> | <b>3rd</b> | <b>143</b> | <b>11/4/12 (OAK)</b> |
| 6. Marshall Faulk (STL)    | 1st        | 143        | 11/11/01 (CAR)       |
| 6. Thomas Jones (NYJ)      | 2nd        | 143        | 10/18/09 (BUF)       |
| 9. Terrell Davis (DEN)     | 1st        | 138        | 9/13/98 (DAL)        |
| 10. Adrian Peterson (MIN)  | 4th        | 137        | 11/15/15 (OAK)       |
| 10. Jamal Lewis (BAL)      | 3rd        | 137        | 12/21/03 (CLE)       |



## EXCELLENT EVANS

### EVANS AT THE TOP

The 2014 rookie receiver class was lauded as one of the best in NFL history with 12 rookies recording at least 500 receiving yards, including three with 1,000+ receiving yards. One of those three was Buccaneers wide receiver Mike Evans, whose 1,051 receiving yards and 12 touchdowns announced his presence as a standout wide receiver in the NFL.

Evans has continued his success since then and is proving to be one of the best in a historic class, ranking second in receiving yards receiving touchdowns, while posting the third-most receptions.

### 2014 DRAFT CLASS RECEIVING LEADERS (Career)

| Player                    | GP        | Rec.       | TD        | Yards        |
|---------------------------|-----------|------------|-----------|--------------|
| 1. Odell Beckham (NYG)    | 34        | 227        | 28        | 3,385        |
| <b>2. Mike Evans (TB)</b> | <b>37</b> | <b>186</b> | <b>21</b> | <b>2,852</b> |
| 3. Jarvis Landry (MIA)    | 39        | 243        | 10        | 2,487        |
| 4. Allen Robinson (JAC)   | 33        | 160        | 19        | 2,314        |
| 5. Jordan Matthews (PHI)  | 39        | 188        | 19        | 2,288        |
| 6. Brandin Cooks (NO)     | 33        | 173        | 17        | 2,218        |
| 7. Allen Hurns (JAC)      | 38        | 146        | 18        | 2,151        |
| 8. Sammy Watkins (BUF)    | 31        | 131        | 15        | 2,092        |
| 9. John Brown (ARI)       | 38        | 141        | 13        | 2,049        |
| 10. Kelvin Benjamin (CAR) | 23        | 104        | 13        | 1,475        |

Evans has posted nine 100-yard receiving games, tied for the second-most from the draft class

### 2014 NFL DRAFT CLASS MOST 100-YARD RECEIVING GAMES

| Rank      | Player (Team)              | 100-Yd. Games |
|-----------|----------------------------|---------------|
| 1.        | WR Odell Beckham Jr. (NYG) | 17            |
| <b>2.</b> | <b>WR Mike Evans (TB)</b>  | <b>9</b>      |
| 2.        | WR Sammy Watkins (BUF)     | 9             |
| 4.        | WR Jordan Matthews (PHI)   | 8             |
| 5.        | WR Allen Hurns (JAC)       | 7             |

### ROOKIE ROCKSTAR

Evans managed to stand alongside his rookie counterparts, tying for the most receiving touchdowns (12), while having the second-most receiving yards (1,051), and the fourth-most receptions (68) by a rookie in 2014.

### 2014 ROOKIE RECEIVING YARD LEADERS

| Player                    | GP        | Rec.      | TD        | Yards        |
|---------------------------|-----------|-----------|-----------|--------------|
| 1. Odell Beckham (NYG)    | 12        | 91        | 12        | 1,305        |
| <b>2. Mike Evans (TB)</b> | <b>15</b> | <b>68</b> | <b>12</b> | <b>1,051</b> |
| 3. Kelvin Benjamin (CAR)  | 16        | 73        | 9         | 1,008        |
| 4. Sammy Watkins (BUF)    | 16        | 65        | 6         | 982          |
| 5. Jordan Matthews (PHI)  | 16        | 67        | 8         | 872          |

### SINGLE-GAME ROOKIE RECEIVING YARD LEADERS SINCE 1960

| Player                    | Date (Opp.)              | Rec.     | TD       | Yards      |
|---------------------------|--------------------------|----------|----------|------------|
| 1. Jerry Butler (BUF)     | 9/23/79 (vs. NYJ)        | 10       | 4        | 255        |
| 2. Jerry Rice (SF)^       | 12/9/85 (vs. RAM)        | 10       | 1        | 241        |
| 3. Justin Blackmon (JAC)  | 11/18/12 (at HOU)*       | 7        | 1        | 236        |
| 4. Eddie Kennison (STL)   | 12/15/96 (at ATL)        | 5        | 3        | 226        |
| 5. Anquan Boldin (ARI)    | 9/7/03 (at DET)          | 10       | 2        | 217        |
| 6. Mark Carrier (TB)      | 12/6/87 (at NO)          | 8        | 1        | 212        |
| 7. Jackie Smith (STL)^    | 10/13/63 (vs. PIT)       | 9        | 2        | 212        |
| 8. Sammy White (MIN)      | 11/7/76 (vs. DET)        | 7        | 2        | 210        |
| <b>9. Mike Evans (TB)</b> | <b>11/16/14 (at WAS)</b> | <b>7</b> | <b>2</b> | <b>209</b> |
| 10. Rod Gardner (WAS)     | 10/21/01 (vs. CAR)*      | 6        | 1        | 208        |

\* Overtime game

^ Inducted into the Pro Football Hall of Fame

Evans had 12 receiving touchdowns on the season, tied for the third-most in a single season by a rookie since the merger.

### NFL MOST RECEIVING TOUCHDOWNS IN A SINGLE SEASON (Rookies Since 1970)

| Rank      | Player                        | TDs       |
|-----------|-------------------------------|-----------|
| 1.        | WR Randy Moss, MIN, 1998      | 17        |
| 2.        | WR John Jefferson, SD, 1978   | 13        |
| <b>3.</b> | <b>WR Mike Evans, TB 2014</b> | <b>12</b> |
| 3.        | WR Odell Beckham, NYG 2014    | 12        |
| 5.        | WR Mike Williams, TB, 2010    | 11        |

Evans' three multi-touchdown games were the most in a single season in franchise history and tied for the fourth-most by a rookie since the merger.

Evans had 1,051 receiving yards as a rookie, the 10th-most in a single season by a rookie since the merger.

### NFL MOST RECEIVING YARDS IN A SINGLE SEASON (Rookies Since 1970)

| Rank       | Player                        | Yards        |
|------------|-------------------------------|--------------|
| 1.         | WR Anquan Boldin, ARI, 2003   | 1,377        |
| 2.         | WR Randy Moss, MIN, 1998      | 1,313        |
| 3.         | WR Odell Beckham, NYG 2014    | 1,305        |
| 4.         | WR Michael Clayton, TB, 2004  | 1,193        |
| 5.         | WR Terry Glenn, NE, 1996      | 1,132        |
| 6.         | WR Bill Brooks, IND, 1986     | 1,131        |
| 7.         | WR Ernest Givins, HOU, 1986   | 1,131        |
| 8.         | WR Amari Cooper, OAK, 2015    | 1,070        |
| 9.         | WR A.J. Green, CIN, 2011      | 1,057        |
| <b>10.</b> | <b>WR Mike Evans, TB 2014</b> | <b>1,051</b> |

## EXCELLENT EVANS

### IN BUCCANEERS HISTORY

Evans had a record-setting rookie season, setting a new franchise record for receiving touchdowns, tying for the most touchdowns from scrimmage by a rookie, while finishing with the second-most receiving yards and receptions by a Buccaneers rookie.

#### MOST RECEIVING TOUCHDOWNS BY A ROOKIE - (Team History)

| Rank | Player, Year               | TDs       |
|------|----------------------------|-----------|
| 1.   | <b>WR Mike Evans, 2014</b> | <b>12</b> |
| 2.   | WR Mike Williams, 2010     | 11        |
| 3.   | WR Michael Clayton, 2004   | 7         |
| 4.   | WR Kevin House, 1980       | 5         |
| 4.   | TE Tim Wright, 2013        | 5         |

#### MOST SCRIMMAGE TOUCHDOWNS BY A ROOKIE - (Team History)

| Player, Year                   | Rec. TD   | Rush TD   | Total TD  |
|--------------------------------|-----------|-----------|-----------|
| <b>1. WR Mike Evans, 2014</b>  | <b>12</b> | <b>0</b>  | <b>12</b> |
| <b>1. RB Doug Martin, 2012</b> | <b>1</b>  | <b>11</b> | <b>12</b> |
| 3. WR Mike Williams, 2010      | 11        | 0         | 11        |
| 4. RB Lars Tate, 1988          | 1         | 7         | 8         |
| 5. WR Michael Clayton, 2004    | 7         | 0         | 7         |
| 5. WR Warrick Dunn, 1997       | 3         | 4         | 7         |
| 5. RB Errict Rhett, 1994       | 0         | 7         | 7         |

#### MOST RECEIVING YARDS BY A ROOKIE - (Team History)

| Rank      | Player, Year               | Yards        |
|-----------|----------------------------|--------------|
| 1.        | WR Michael Clayton, 2004   | 1,193        |
| <b>2.</b> | <b>WR Mike Evans, 2014</b> | <b>1,051</b> |
| 3.        | WR Mike Williams, 2010     | 964          |
| 4.        | WR Lawrence Dawsey, 1991   | 818          |
| 5.        | WR Horace Copeland, 1993   | 633          |

#### MOST RECEPTIONS BY A ROOKIE - (Team History)

| Rank      | Player, Year               | Rec.      |
|-----------|----------------------------|-----------|
| 1.        | WR Michael Clayton, 2004   | 80        |
| <b>2.</b> | <b>WR Mike Evans, 2014</b> | <b>68</b> |
| 3.        | FB Mike Alstott, 1996      | 65        |
| 3.        | WR Mike Williams, 2010     | 65        |
| 5.        | WR Lawrence Dawsey, 1991   | 55        |

At Cleveland (11/2), Evans recorded seven catches for 124 yards and two touchdowns, becoming only the second Buccaneers rookie with 100 or more yards and two or more touchdowns in a single game (Horace Copeland, 104 yards & two touchdowns at Atlanta, 10/31/93).

Also, at only 21 years and 73 days old, Evans became the youngest player in NFL history with 100 or more yards and two or more touchdowns in a single game.

Against Atlanta (11/9), Evans posted 125 receiving yards, the fifth-most by a rookie in franchise history and became the first Bucs rookie with consecutive 100-yard games.

At Washington (11/16), Evans recorded 206 receiving yards, the third-most in franchise history. He became the youngest player in NFL history to record 200 or more receiving yards. His 206 yards the most by a rookie since Justin Blackmon in 2012 (236 yards, 11/18/12 at Houston - OT game).

Evans caught two passes for 50+ yards at Washington (11/6), becoming the sixth player in team history with multiple receptions of 50+ yards in the same game.

He also had two touchdowns at Washington, becoming the second player in franchise history to record 200 yards and two or more touchdowns in the same game. Evans and Bryant are also the only players in team history with three consecutive 100-yard games with a touchdown and Evans is the first rookie in team history with three consecutive games with a touchdown since WR Mike Evans in 2010 (12/19/10 vs. DET-1/2/11 at NO).

He is the first rookie in the NFL with 200 or more yards and two touchdowns since Anquan Boldin (217 yards, two touchdowns at Detroit, 9/7/03)

#### MOST RECEIVING YARDS IN A SINGLE GAME (Team History)

| Player                | Opponent-Date          | Receiving Yards |
|-----------------------|------------------------|-----------------|
| 1. Vincent Jackson    | vs. NO-10/21/12        | 216             |
| 2. Mark Carrier*      | at NO-12/6/87          | 212             |
| <b>3. Mike Evans*</b> | <b>at WAS-11/16/14</b> | <b>209</b>      |
| 4. Antonio Bryant     | at CAR-12/8/08         | 200             |
| 5. Kevin House        | at OAK-10/18/81        | 178             |

\*Rookie

## EXCELLENT EVANS

Evans had his fourth consecutive game with a receiving touchdown at Chicago (11/23), matching a franchise record, done five times previously, most recently by Mike Williams (12/19/10 vs. DET-9/11/11 vs. DET).

At Detroit (12/7), Evans had his third game of the season with multiple receiving touchdowns, the most in a single season in team history.

Evans had 12 receiving touchdowns in 2014, the most receiving touchdowns in franchise history and tied for the second-most total touchdowns.

### MOST RECEIVING TOUCHDOWNS IN A SINGLE SEASON – Team History

| Rank | Player                      | TDs       |
|------|-----------------------------|-----------|
| 1.   | <b>WR Mike Evans, 2014*</b> | <b>12</b> |
| 2.   | WR Mike Williams, 2010*     | 11        |
| 3.   | WR Joey Galloway 2005       | 10        |
| 4.   | WR Mark Carrier, 1989       | 9         |
| 4.   | WR Bruce Hill, 1988         | 9         |
| 4.   | WR Kevin House, 1981        | 9         |
| 4.   | WR Mike Williams, 2012      | 9         |
| 8.   | TE Jimmie Giles, 1985       | 8         |
| 8.   | WR Vincent Jackson, 2012    | 8         |
| 8.   | WR Keyshawn Johnson, 2000   | 8         |
| 8.   | WR Keenan McCardell, 2003   | 8         |

\*Rookie

### MOST TOUCHDOWNS - SINGLE SEASON (Team History)

| Rank | Player                 | Year        | TDs                         |
|------|------------------------|-------------|-----------------------------|
| 1.   | RB James Wilder        | 1984        | 13 (13 rush)                |
| 2.   | <b>WR Mike Evans*</b>  | <b>2014</b> | <b>12 (12 rec.)</b>         |
| 2.   | <b>RB Doug Martin*</b> | <b>2012</b> | <b>12 (11 rush, 1 rec.)</b> |
| 4.   | WR Mike Williams*      | 2010        | 11 (11 rec.)                |
| 4.   | FB Mike Alstott        | 2001        | 11 (10 rush, 1 rec.)        |
| 4.   | RB Errict Rhett        | 1995        | 11 (11 rush)                |
| 6.   | WR Joey Galloway       | 2005        | 10 (10 rec.)                |
| 6.   | RB Michael Pittman     | 2004        | 10 (7 rush, 3 rec.)         |
| 6.   | FB Mike Alstott        | 1997        | 10 (7 rush, 3 rec.)         |
| 6.   | RB James Wilder        | 1985        | 10 (10 rush)                |

\*Rookie

### BUCCANEERS ALL-TIME SINGLE GAME ROOKIE RECEIVING YARD LEADERS

| Player               | Date (Opp.)              | Rec.     | TD       | Yards      |
|----------------------|--------------------------|----------|----------|------------|
| 1. Mark Carrier      | 12/6/87 (at NO)          | 8        | 1        | 212        |
| <b>2. Mike Evans</b> | <b>11/16/14 (at WAS)</b> | <b>7</b> | <b>2</b> | <b>209</b> |
| 3. Michael Clayton   | 12/12/04 (at SD)         | 9        | 1        | 145        |
| 4. Michael Clayton   | 10/18/04 (at STL)        | 8        | 0        | 142        |
| 5. Kevin House       | 12/20/80 (vs. CHI)       | 3        | 0        | 138        |
| <b>6. Mike Evans</b> | <b>11/9/14 (vs. ATL)</b> | <b>7</b> | <b>1</b> | <b>125</b> |
| <b>7. Mike Evans</b> | <b>11/2/14 (at CLE)</b>  | <b>7</b> | <b>2</b> | <b>124</b> |
| 8. Arrelious Benn    | 12/12/10 (at WAS)        | 4        | 0        | 122        |
| 9. Steve Holloway    | 10/18/1987 (vs. MIN)     | 8        | 0        | 107        |
| 10. Warrick Dunn     | 9/21/97 (vs. MIA)        | 6        | 1        | 106        |

### DEEP THREAT

Evans proved his ability to make plays down the field as a rookie. His 13 receptions of 25+ yards were the sixth-most in the NFL in 2014 and his 15.5 yards per catch were the fifth-highest among receivers with at least 60 receptions.

### 2014 NFL MOST RECEPTIONS OF 25+ YARDS

| Rank      | Player, Team                    | 25+ Yd. Rec. |
|-----------|---------------------------------|--------------|
| 1.        | WR T.Y. Hilton, Indianapolis    | 17           |
| 2.        | WR Emmanuel Sanders, Denver     | 16           |
| 3.        | WR DeSean Jackson, Washington   | 15           |
| 3.        | WR Demaryius Thomas, Denver     | 15           |
| 5.        | WR Antonio Brown, Pittsburgh    | 14           |
| <b>6.</b> | <b>WR Mike Evans, Tampa Bay</b> | <b>13</b>    |

### 2014 NFL HIGHEST RECEIVING AVG. (Min. 60 Rec.)

| Rank      | Player, Team                    | Rec. Avg.   |
|-----------|---------------------------------|-------------|
| 1.        | WR T.Y. Hilton, Indianapolis    | 16.4        |
| 2.        | WR DeAndre Hopkins, Houston     | 15.9        |
| 3.        | WR Jeremy Maclin, Philadelphia  | 15.5        |
| 4.        | WR Jordy Nelson, Green Bay      | 15.5        |
| <b>5.</b> | <b>WR Mike Evans, Tampa Bay</b> | <b>15.5</b> |



## DOMINANT DAVID

Since entering the NFL in 2012, Lavonte David has shown himself to be one of the top linebackers in the league, earning All-Rookie honors from nearly every publication his first season, then following up with an All-Pro year in 2013 and a Pro Bowl selection in 2015.

In his fifth season, David has already set some impressive marks around the NFL.

### DAVID SINCE ENTERING THE LEAGUE

In each of his first four seasons, David has increased his tackle total, going from 139 as a rookie, 144 in his second year, 146 in his third season and 147 in 2015.

Over the past five seasons, he has made the second-most tackles in the NFL, while tallying the most solo tackles during that span.

### 2012-16 NFL TACKLE LEADERS

| Rank      | Player (Current Team)        | Tackles    |
|-----------|------------------------------|------------|
| 1.        | LB Luke Kuechly (CAR)        | 665        |
| <b>2.</b> | <b>LB Lavonte David (TB)</b> | <b>616</b> |
| 3.        | LB D'Qwell Jackson (IND)     | 599        |
| 4.        | LB Paul Posluszny (JAC)      | 567        |
| 5.        | LB Bobby Wagner (SEA)        | 548        |

### 2012-16 NFL SOLO TACKLE LEADERS

| Rank      | Player (Current Team)        | Solo Tackles |
|-----------|------------------------------|--------------|
| <b>1.</b> | <b>LB Lavonte David (TB)</b> | <b>435</b>   |
| 2.        | LB Paul Posluszny (JAC)      | 426          |
| 3.        | LB Luke Kuechly (CAR)        | 423          |
| 4.        | S Reshad Jones (MIA)         | 364          |
| 5.        | LB Karlos Dansby (CIN)       | 358          |

Since 2012, David has the second-most run stuffs of any player in football.

### 2012-16 STUFFS LEADERS

| Rank      | Player (Current Team)        | Stuffs      |
|-----------|------------------------------|-------------|
| 1.        | DE J.J. Watt (HOU)           | 67.5        |
| <b>2.</b> | <b>LB Lavonte David (TB)</b> | <b>51.0</b> |
| 3.        | DE Michael Bennett (SEA)     | 40.5        |
| 4.        | DE Calais Campbell (ARI)     | 38.0        |
| 5.        | DT Ndamukong Suh (MIA)       | 37.0        |

David has also been one of the leaders in tackles for loss over the last five seasons. His 74 TFLs during that stretch rank him second in the NFL, and he is one of only two players in the league to post three consecutive seasons (2012-14) with at least 15 tackles for loss (also J.J. Watt, 2012-15).

### 2012-16 NFL TACKLE FOR LOSS LEADERS

| Rank      | Player (Current Team)        | TFL       |
|-----------|------------------------------|-----------|
| 1.        | DE J.J. Watt (HOU)           | 120       |
| <b>2.</b> | <b>LB Lavonte David (TB)</b> | <b>75</b> |
| 3.        | LB Von Miller (DEN)          | 68        |
| 3.        | DT Ndamukong Suh (MIA)       | 68        |
| 5.        | DE Michael Bennett (SEA)     | 66        |
| 6.        | DE Calais Campbell (ARI)     | 65        |
| 7.        | LB Ryan Kerrigan (WAS)       | 64        |
| 8.        | LB Clay Matthews (GB)        | 57        |
| 9.        | LB Justin Houston (KC)       | 56        |
| 9.        | DE Mario Williams (MIA)      | 56        |

David has shown his ability to help not only stop the run, but to defend the pass. Since entering the NFL in 2012, David is second in the league in interceptions by a linebacker and has the third-most passes defended during that span.

### 2012-16 NFL INTERCEPTIONS - (Linebackers)

| Rank      | Player (Team)             | INT      |
|-----------|---------------------------|----------|
| 1.        | Luke Kuechly (CAR)        | 12       |
| <b>2.</b> | <b>Lavonte David (TB)</b> | <b>9</b> |
| 2.        | Paul Posluszny (JAC)      | 9        |
| 4.        | Karlos Dansby (CIN)       | 8        |
| 4.        | Thomas Davis (CAR)        | 8        |
| 4.        | DeAndre Levy (DET)        | 8        |

### 2012-16 NFL PASSES DEFENSED - (Linebackers)

| Rank      | Player (Team)             | PD        |
|-----------|---------------------------|-----------|
| 1.        | Luke Kuechly (CAR)        | 40        |
| 2.        | Karlos Dansby (CIN)       | 39        |
| <b>3.</b> | <b>Lavonte David (TB)</b> | <b>33</b> |
| 4.        | Mark Barron (LA)          | 32        |
| <b>5.</b> | <b>Daryl Smith (TB)</b>   | <b>30</b> |

## DOMINANT DAVID

### HISTORICAL PERFORMANCE

In his first four seasons, David has totaled 534 tackles, 12.0 sacks and nine interceptions. He is the only player in the NFL during the last four years to total at least 500 tackles, 10.0 sacks and five interceptions. The start to his career compares with several of his most notable peers, as well as Hall of Famers.

#### NOTABLE LINEBACKERS - FIRST FOUR SEASONS

| Player               | Years          | Tkls       | Sacks       | INT      | FF       |
|----------------------|----------------|------------|-------------|----------|----------|
| Patrick Willis       | 2007-10        | 692        | 17.0        | 5        | 12       |
| Luke Kuechly*        | 2012-15        | 591        | 7.0         | 11       | 3        |
| Ray Lewis*           | 1996-99        | 582        | 13.0        | 7        | 2        |
| <b>Lavonte David</b> | <b>2012-15</b> | <b>576</b> | <b>13.0</b> | <b>9</b> | <b>8</b> |
| Zach Thomas          | 1996-99        | 552        | 5.5         | 8        | 7        |
| Derrick Brooks*^     | 1995-98        | 515        | 2.5         | 4        | 6        |
| Brian Urlacher       | 2000-03        | 507        | 21.0        | 6        | 4        |
| Junior Seau^         | 1990-92        | 445        | 12.5        | 4        | 2        |
| Lance Briggs         | 2003-05        | 445        | 3.5         | 6        | 7        |

\*Won NFL Defensive Player of the Year in span.

^Selected to Pro Football Hall of Fame.

In 2013, David put together a historical season, one that ranked alongside some of the best linebackers in NFL history.

#### NOTABLE LINEBACKER SEASONS SINCE 1982

| Player                | Year        | Tkls       | Sacks      | INT      |
|-----------------------|-------------|------------|------------|----------|
| Ray Lewis*^           | 2003        | 163        | 1.5        | 6        |
| Luke Kuechly^*        | 2013        | 156        | 2.0        | 4        |
| <b>Lavonte David^</b> | <b>2013</b> | <b>144</b> | <b>7.0</b> | <b>5</b> |
| Junior Seau^          | 1996        | 138        | 7.0        | 2        |
| Ray Lewis*^           | 2000        | 136        | 3.0        | 2        |
| Brian Urlacher*^      | 2005        | 122        | 6.0        | 0        |
| Hardy Nickerson^      | 1996        | 120        | 3.0        | 2        |
| Derrick Brooks*^      | 2002        | 118        | 1.0        | 5        |
| Patrick Willis^       | 2009        | 114        | 4.0        | 3        |
| Mike Singletary*^     | 1985        | 113        | 3.0        | 1        |
| Lance Briggs^         | 2005        | 107        | 2.0        | 2        |
| Thomas Davis^         | 2015        | 105        | 5.5        | 4        |

\*Won NFL Defensive Player of the Year.

^Named to an All-Pro team following the season.

David joined former All-Pro S Dave Duerson (1986) as the only two players since 1982 to record at least 7.0 sacks and five interceptions in the same season. David is the only linebacker to ever do so.

### PASS RUSH SPECIALIST

In 2013, Lavonte David showed off a pass-rushing ability not usually seen from linebackers in a 4-3 defense, finishing the season with 7.0 sacks, tied for the third-most

David's 7.0 sacks in 2013 are tied for the third-most by a linebacker in team history


#### MOST SACKS BY A LINEBACKER - SINGLE SEASON (Team History)

| Player                  | Year        | Sacks      |
|-------------------------|-------------|------------|
| 1. Broderick Thomas     | 1991        | 11         |
| 2. Broderick Thomas     | 1990        | 7.5        |
| <b>3. Lavonte David</b> | <b>2013</b> | <b>7.0</b> |
| 3. Lonnie Marts         | 1996        | 7.0        |
| 5. Chris Washington     | 1987        | 6.5        |

For his career, David has totaled 14.0 sacks, tied for the fourth-most by a linebacker in team history.

#### MOST SACKS BY A LB - Team History

| Rank      | Player                           | Sacks       |
|-----------|----------------------------------|-------------|
| 1.        | Broderick Thomas, 1989-93        | 26.5        |
| 2.        | Chris Washington, 1984-88        | 17.5        |
| <b>3.</b> | <b>Lavonte David, 2012-Pres.</b> | <b>14.0</b> |
| 4.        | Derrick Brooks, 1995-2008        | 13.5        |
| 5.        | Shelton Quarles, 1997-2006       | 13.0        |



## DOMINANT DAVID

### IN COVERAGE

David finished 2013 with five interceptions, tied for the most ever by a Buccaneers linebacker in a single season.

David has nine career interceptions, tied for the third-most by a linebacker in team history.

### MOST INTERCEPTIONS IN A SINGLE SEASON (Linebackers - Team History)

| Player                  | Year        | INT      |
|-------------------------|-------------|----------|
| 1. Derrick Brooks       | 2002        | 5        |
| <b>1. Lavonte David</b> | <b>2013</b> | <b>5</b> |
| 1. Cecil Johnson        | 1981        | 5        |
| 4. Derrick Brooks       | 1999        | 4        |
| 4. Jamie Duncan         | 1977        | 4        |
| 4. Richard Wood         | 1984        | 4        |

Against Buffalo (12/8/13), David recorded two interceptions, becoming the first Buccaneer to record multiple interceptions in the same game since CB Aqib Talib in 2010 (2 at ARI, 10/31/10) and the first Buccaneers linebacker to record multiple interceptions in the same game since Derrick Brooks (2 vs. CHI, 10/24/99). David is one of only six Buccaneers linebackers ever to record multiple interceptions in the same game. He did so again against Philadelphia (11/22/15), becoming the first linebacker in team history with more than one multi-interception game.

### MULTIPLE INTERCEPTIONS IN A SINGLE GAME (Linebackers - Team History)

| Player               | Opponent-Date          | INT      |
|----------------------|------------------------|----------|
| Derrick Brooks       | vs. CHI-10/24/99       | 2        |
| <b>Lavonte David</b> | <b>vs. BUF-12/8/13</b> | <b>2</b> |
| <b>Lavonte David</b> | <b>at PHI-11/22/15</b> | <b>2</b> |
| Cecil Johnson        | vs. DET-10/4/81        | 2        |
| Dave Lewis           | vs. CHI-10/22/78       | 2        |
| Broderick Thomas     | at NO-11/1/92          | 2        |
| Richard Wood         | at NO-12/11/77         | 2        |

### MOST INTERCEPTIONS BY A LB - Team History

| Rank      | Player                           | INT      |
|-----------|----------------------------------|----------|
| 1.        | Derrick Brooks, 1995-2008        | 25       |
| 2.        | Dave Lewis, 1977-81              | 10       |
| <b>3.</b> | <b>Lavonte David, 2012-Pres.</b> | <b>9</b> |
| 3.        | Cecil Johnson, 1977-85           | 9        |
| 3.        | Richard Wood, 1976-84            | 9        |

### DAVID & BROOKS

David has drawn comparisons to former Buccaneers' great LB Derrick Brooks. An 11-time Pro Bowler and nine-time All-Pro, Brooks is one of the most decorated players in Tampa Bay history, even earning NFL Defensive Player of the Year in 2002. Through their first 69 games played, David compares favorably to the Hall of Famer.

### D. BROOKS & L. DAVID (First 69 Games Played)

| Player | Tackles | Sacks | Stuffs | INT | PD | FF | FR |
|--------|---------|-------|--------|-----|----|----|----|
| David  | 616     | 14.0  | 51.0   | 9   | 33 | 10 | 4  |
| Brooks | 557     | 2.5   | 31.0   | 4   | 35 | 6  | 1  |

In 2013 David earned a first-team All-Pro selection, joining Brooks and Hardy Nickerson as the only linebackers in franchise history to earn that distinction.

### MOST FIRST-TEAM ALL-PRO SELECTIONS - LINEBACKERS (Team History)

| Player               | Selections | Years                    |
|----------------------|------------|--------------------------|
| Derrick Brooks       | 5          | 1999-2000, 2002, 2004-05 |
| Hardy Nickerson      | 2          | 1993, 1997               |
| <b>Lavonte David</b> | <b>1</b>   | <b>2013</b>              |

**MCCOY IN 2015**

Gerald McCoy had 8.5 sacks in 2015, tied for the 16th-most in the league and the fourth-most by a defensive tackle in the NFL.

**2015 NFL SACK LEADERS - DEFENSIVE TACKLES**

| Rank      | Player                      | Sacks      |
|-----------|-----------------------------|------------|
| 1.        | DT Geno Atkins (CIN)        | 11.0       |
| 1.        | DT Aaron Donald (LA)        | 11.0       |
| 1.        | DT Kawann Short (CAR)       | 11.0       |
| <b>4.</b> | <b>DT Gerald McCoy (TB)</b> | <b>8.5</b> |
| 5.        | DT Jurrell Casey (TEN)      | 7.0        |

**MCCOY SINCE 2013**

Since 2013, McCoy has the most sacks by any defensive tackle in the NFL.

**NFL SACK LEADERS - DEFENSIVE TACKLES (2013-16)**

| Rank      | Player                   | Sacks       |
|-----------|--------------------------|-------------|
| <b>1.</b> | <b>Gerald McCoy (TB)</b> | <b>29.5</b> |
| 2.        | Jurrell Casey (TEN)      | 25.5        |
| 3.        | Geno Atkins (CIN)        | 23.5        |
| 3.        | Ndamukong Suh (MIA)      | 23.5        |
| 5.        | Aaron Donald (LA)        | 23.0        |

More than just a pass-rusher, McCoy has shown his ability at stopping the run. His 48 tackles for loss are the fourth-most by a defensive tackle since 2012.

**NFL TFL LEADERS - DEFENSIVE TACKLES (2012-16)**

| Rank      | Player                   | TFL       |
|-----------|--------------------------|-----------|
| 1.        | Ndamukong Suh (MIA)      | 68        |
| 2.        | Geno Atkins (CIN)        | 55        |
| 3.        | Aaron Donald (LA)        | 49        |
| <b>4.</b> | <b>Gerald McCoy (TB)</b> | <b>48</b> |
| 5.        | Jurrell Casey (TEN)      | 45        |

**MCCOY IN TEAM HISTORY**

McCoy's 9.5 sacks in 2013 are tied for the fifth-most in a single season by a defensive tackle. He is only the third defensive tackle in Buccaneers history to top 9.0 sacks in a single season (Warren Sapp, Santana Dotson)

**MOST SACKS, SINGLE SEASON - DEFENSIVE TACKLES (Team History)**

| Rank      | Player              | Year        | Sacks      |
|-----------|---------------------|-------------|------------|
| 1.        | Warren Sapp         | 2000        | 16.5       |
| 2.        | Warren Sapp         | 1999        | 12.5       |
| 3.        | Warren Sapp         | 1997        | 10.5       |
| 4.        | Santana Dotson      | 1992        | 10.0       |
| 5.        | David Logan         | 1983        | 9.5        |
| <b>5.</b> | <b>Gerald McCoy</b> | <b>2013</b> | <b>9.5</b> |

For his career, McCoy has 37.0 sacks, the third-most by a defensive tackle in team history and tied for the fifth-most in franchise history.

**MOST SACKS - DEFENSIVE TACKLE (Team History)**

| Rank      | Player                          | Sacks       |
|-----------|---------------------------------|-------------|
| 1.        | Warren Sapp, 1995-2003          | 77.0        |
| 2.        | David Logan, 1979-86*           | 39.0        |
| <b>3.</b> | <b>Gerald McCoy, 2010-Pres.</b> | <b>38.5</b> |
| 4.        | Brad Culpepper, 1994-99         | 33.0        |
| 5.        | Santana Dotson, 1992-95         | 23.0        |

\* Sacks were not an official stat until 1982. Logan is credited with 28.5 by Stats, Inc.

**MOST SACKS - TEAM HISTORY**

| Rank      | Player                          | Sacks       |
|-----------|---------------------------------|-------------|
| 1.        | Lee Roy Selmon, 1976-84*        | 78.5        |
| 2.        | Warren Sapp, 1995-2003          | 77.0        |
| 3.        | Simeon Rice, 2001-06            | 69.5        |
| 4.        | David Logan, 1979-86*           | 39.0        |
| <b>5.</b> | <b>Gerald McCoy, 2010-Pres.</b> | <b>38.5</b> |
| 6.        | Chidi Ahanotu, 1993-00, 2004    | 34.5        |
| 7.        | Brad Culpepper, 1994-99         | 33.0        |
| 8.        | Ronde Barber, 1997-2012         | 28.0        |
| 9.        | Broderick Thomas, 1989-93       | 26.5        |
| 10.       | Greg Spires, 2002-07            | 26.0        |

\* Sacks were not an official stat until 1982. Selmon is credited with 23.0 & Logan is credited with 28.5 by Stats, Inc.



## ALEXANDER THE GREAT

Buccaneers General Manager Jason Licht spent 12 of his first 13 draft picks with Tampa Bay on offense. But in a case of quality over quantity, Licht's first (and only) selection on the defensive side of the ball came in the fourth round of the 2015 NFL Draft, with the Buccaneers selecting LB Kwon Alexander out of LSU. Alexander immediately took over as the starter at middle linebacker and has made his presence known and earned PFWA All-Rookie honors.

### ALEXANDER VS. ROOKIE DEFENDERS

In 2015, Alexander made plays all over the field, totaling 93 tackles, five tackles for loss, nine passes defended, two interceptions (15 return yards), 3.0 sacks, two forced fumble and one fumble recovery.

#### 2015 NFL NOTABLE ROOKIE DEFENDERS (Sorted by Total Tackles)

| Player                           | Tkl.      | Sacks      | PD       | INT      | FF       | FR       |
|----------------------------------|-----------|------------|----------|----------|----------|----------|
| 1. LB Stephone Anthony (NO)      | 112       | 1.0        | 5        | 1        | 2        | 1        |
| 2. S Landon Collins (NYG)        | 108       | 0.0        | 9        | 1        | 0        | 0        |
| <b>3. LB Kwon Alexander (TB)</b> | <b>93</b> | <b>3.0</b> | <b>9</b> | <b>2</b> | <b>2</b> | <b>1</b> |
| 4. LB Eric Kendricks (MIN)       | 92        | 4.0        | 1        | 0        | 0        | 0        |
| 5. CB Ronald Darby (BUF)         | 68        | 0.0        | 21       | 2        | 0        | 0        |
| 6. S Adrian Amos (CHI)           | 67        | 1.0        | 2        | 0        | 0        | 0        |
| 6. LB Denzel Perryman (SD)       | 67        | 2.0        | 0        | 0        | 1        | 0        |
| 8. CB Byron Jones (DAL)          | 65        | 0.0        | 8        | 0        | 0        | 0        |
| 9. S Jaquiski Tartt (SF)         | 64        | 2.0        | 3        | 1        | 1        | 0        |
| 10. DE Leonard Williams (NYJ)    | 63        | 3.0        | 0        | 0        | 0        | 0        |
| 11. CB Marcus Peters (KC)        | 60        | 0.0        | 26       | 8        | 1        | 0        |
| 12. LB Benardrick McKinney (HOU) | 58        | 1.0        | 0        | 0        | 0        | 0        |
| 13. S Kysheon Jarrett (WAS)      | 57        | 0.0        | 4        | 0        | 1        | 0        |
| 13. CB Damarious Randall (GB)    | 56        | 0.0        | 14       | 3        | 0        | 0        |
| 15. CB Kevin Johnson (HOU)       | 52        | 0.0        | 9        | 1        | 0        | 0        |
| 16. LB Hau'oli Kikaha (NO)       | 50        | 4.0        | 2        | 0        | 4        | 1        |
| 17. LB Jordan Hicks (PHI)        | 49        | 1.0        | 3        | 2        | 1        | 3        |

Alexander was one of three players in the NFL with at least 90 tackles, five passes defended, 3.0 sacks, two interceptions, two forced fumble and one fumble recovery (also Lavonte David & Thomas Davis).

### ALEXANDER IN BUCCANEERS HISTORY

While Alexander has proven himself an adept tackler, ranking second on the team, he has made his biggest contributions to the team by forcing turnovers. Despite playing only 12 games as a rookie, he created three takeaways (two interceptions, one fumble recovery).

Alexander's two interceptions are tied for the eighth-most by a rookie in team history and are tied for the most ever by a Buccaneers rookie linebacker (also Hugh Green and Dave Lewis).

#### MOST INTERCEPTIONS, ROOKIES – Team History

| Rank      | Player, Years                  | INTs     |
|-----------|--------------------------------|----------|
| 1.        | CB Donnie Abraham, 1996        | 5        |
| 2.        | DB David Greenwood, 1985       | 5        |
| <b>3.</b> | <b>CB Johnthan Banks, 2013</b> | <b>3</b> |
| 3.        | S Tony Covington, 1991         | 3        |
| 3.        | CB Leonard Johnson, 2012       | 3        |
| 3.        | DB Vito McKeever, 1986         | 3        |
| 3.        | DB Paul Tripoli, 1987          | 3        |
| <b>8.</b> | <b>LB Kwon Alexander, 2015</b> | <b>2</b> |
| 8.        | LB Hugh Green, 1981            | 2        |
| 8.        | S Cody Grimm, 2010             | 2        |
| 8.        | S Odie Harris, 1988            | 2        |
| 8.        | DB Ray Isom, 1987              | 2        |
| 8.        | S Tanard Jackson, 2007         | 2        |
| 8.        | S Curtis Jordan, 1976          | 2        |
| 8.        | LB Dave Lewis, 1977-78         | 2        |

Alexander tied with former linebackers Keith Browner (2.0 in 1984) and Mason Foster (2.0 in 2011) for the second-most sacks by a rookie linebacker in team history. Alexander joins former S David Greenwood as the only rookies in team history to have at least 2.0 sacks and two interceptions in their first season.



## STRENGTH OF THE SOUTH

Over the previous 14 seasons, one could argue that the toughest division in the NFL is the NFC South. Since realignment in 2002, the NFC South is one of only four divisions in the NFL to have every team earn a division championship, and is the only division to have each of its teams make a conference championship appearance. The NFC East, NFC West and AFC West are the only other divisions to have all four teams earn a division championship since realignment.

The NFC South has also been represented eight times in a conference championship game, tied for the best in the NFC and tied for the second-most in the NFL. The NFC South is also tied for the second-most appearances in the Super Bowl (4), the second-most by any NFC division. It is also tied for the most different teams to the Super Bowl of any division, sending three different teams (Tampa Bay, Carolina, New Orleans), a feat that only the NFC West has matched (Arizona, San Francisco and Seattle).

### SUPER BOWL APPEARANCES & WINS SINCE 2002

| Division         | Appearances | Wins     |
|------------------|-------------|----------|
| AFC East         | 5           | 3        |
| NFC West         | 5           | 1        |
| AFC North        | 4           | 3        |
| <b>NFC South</b> | <b>4</b>    | <b>2</b> |
| NFC East         | 3           | 2        |
| AFC South        | 2           | 1        |
| NFC North        | 2           | 1        |
| AFC West         | 3           | 1        |

### CONFERENCE CHAMPIONSHIP GAME APPEARANCES SINCE 2002

| Division         | Number   |
|------------------|----------|
| AFC East         | 11       |
| <b>NFC South</b> | <b>8</b> |
| NFC West         | 8        |
| AFC North        | 7        |
| NFC East         | 6        |
| NFC North        | 6        |
| AFC South        | 5        |
| AFC West         | 5        |

The NFC South is also the only division to have more than one team win a Super Bowl (Tampa Bay, New Orleans), since 2002. The NFC South has had a very even split of division champions, with three of the four teams winning three times each and the Panthers having captured five division titles.

### NFC SOUTH DIVISION TITLES SINCE 2002

| Team             | Number   |
|------------------|----------|
| Carolina         | 5        |
| <b>Tampa Bay</b> | <b>3</b> |
| Atlanta          | 3        |
| New Orleans      | 3        |

In 2010, the NFC South recorded another impressive feat, as they were the only division to have three teams finish with a winning record, with three of the four teams finish with a double-digit win total (Atlanta – 13-3; New Orleans – 11-5; Tampa Bay – 10-6). It marked just the second time, dating back to realignment in 2002, that a division has had three teams with double-digit wins in the same season (also the AFC South in 2007). The feat was matched by the NFC North in 2012, the NFC West in 2013 and the AFC North in 2014.

In 2008, the NFC South again showed its overall strength, as it finished as one of only three divisions in the League to have three of its four teams with a record of 9-7 or better (also AFC East and NFC East) and is one of two divisions to have all of its teams at 8-8 or better (also NFC East). The NFC South also finished with a remarkable 27-5 overall home record in 2008, the best combined home winning percentage by a division in NFL history (.844), with the next best division last season, the NFC East, holding an 23-9 record at home. The South was also a near-perfect 11-1 at home when facing other South division opponents in 2008. The Bucs contributed significantly to that mark, as they finished 6-2 at home, winning their first six games at Raymond James Stadium in 2008.

### BEST COMBINED HOME RECORD BY A DIVISION IN NFL HISTORY

| Year        | Division         | Record      | Pct.        |
|-------------|------------------|-------------|-------------|
| <b>2008</b> | <b>NFC South</b> | <b>27-5</b> | <b>.844</b> |
| 2003        | NFC West         | 26-6        | .813        |
| 1988        | AFC Central      | 25-7        | .781        |
| 1971        | AFC West         | 20-6-2      | .769*       |
| 1988        | AFC East         | 30-9-1      | .763        |
| 1976        | AFC Central      | 21-7        | .750        |
| 1995        | NFC Central      | 30-10       | .750        |
| 2013        | NFC West         | 24-8        | .750        |

\*Prior to 1972, tie games were not counted in winning percentage.

## RAYMOND JAMES STADIUM RENOVATIONS

### BUCCANEERS DEBUT VIDEO BOARDS & HALL OF FAME CLUBS



On Friday, August 26, the Tampa Bay Buccaneers played their first home game of the 2016 preseason against the Cleveland Browns, offering Buccaneers fans their first opportunity to see the team's all-new video boards and sound system, as well as the team's premium seating Hall of Fame Club. These upgrades are just part one of the comprehensive renovations scheduled for Raymond James Stadium.

Two new main video displays, one towering over each end zone, measure 60 feet high by 160 feet wide for 9,600 square feet each. Four tower displays have also been installed, one in each corner of the stadium, and measure approximately 61 feet high by 43 feet wide for 2,304 square feet each. The total display area of 28,416 square feet is third largest in the NFL.

#### **FACTS & FIGURES**

- End zone displays: **60 feet high by 160 feet wide** - a total of **9,600 square feet**
- Tower displays: **61 high by 43 feet wide** - a total of **2,304 square feet**
- Total display size: **28,416 square feet-third-largest in NFL**
- Sound system: **distributed audio throughout the stadium**

These displays' excellent image clarity and contrast, sun-cutting brightness, and industry-leading environmental protection will keep them operating as expected in the harsh coastal elements. They are capable of variable content zoning which allows them each to show one large image or to show multiple windows with any variety of live video, instant replays, up-to-the-minute statistics, game information, graphics, animations and sponsorship messages.

This installation also features four additional scoreboard displays – two above each main display – measuring approximately 7 feet high by 45 feet wide. Two ribbon displays, one on each sideline's seating fascia, each measure 6 feet high by 680 feet long. All six displays feature 15HD pixel layouts and provide the ability to supplement content on the main displays as well as highlight sponsors throughout events.

The team also debuted the Hall of Fame Clubs – an all-new, premium seating concept featuring all-inclusive food and drink options, air-conditioned comfort and one of the best views of the action on the field. The new clubs – which are located on the suite level of Raymond James Stadium – will be limited to 240 seats and feature expansive, 9,500 square-foot, open-floor designs, including prime food and drink options as well as a full liquor bar for purchase.

Membership in the Hall of Fame Clubs provide VIP access to all Raymond James Stadium events including all Buccaneers home games, USF home football games, the Outback Bowl, Monster Jam, concerts and other special events included in one price. Members will also have the option to purchase their seats for the 2017 College Football National Championship Game.



**TREASURE CHESTS 5K RUN/WALK & CORPORATE CHALLENGE**



This morning, the Tampa Bay Buccaneers hosted the fourth annual Treasure Chests 5K Run/Walk & Corporate Challenge around the grounds of Raymond James Stadium, kicking off the Buccaneers' involvement in the NFL-wide Breast Cancer Awareness activities. With over 4,000 registered for the race, this year's Male Overall Winner, Steven Wilcox, finished with a time of 17:21, and the event's Female Overall Winner, Jacki Wachtel, completed the race in 18:04.

Including today's donation, the Buccaneers have distributed more than \$140,000 over the past four years towards breast cancer awareness and patient services, benefitting the American Cancer Society, Florida Cancer Specialists Foundation, the Florida Hospital Foundation, and Moffitt Cancer Center.



Below are the results of the top overall finishers in each major category of Saturday morning's race:

| <b>Name</b>            | <b>Time</b> | <b>Category</b>      |
|------------------------|-------------|----------------------|
| Steven Wilcox          | 17:21       | Male                 |
| Jacki Wachtel          | 18:04       | Female               |
| Jens Ellermann         | 18:32       | Masters Male         |
| Debra Donald           | 22:27       | Masters Female       |
| Roger Scott            | 19:09       | Grand Masters Male   |
| Jennifer Hopkins-Flory | 23:12       | Grand Masters Female |

The Treasure Chests 5K Run/Walk and Corporate Challenge began and ended on Tom McEwen Boulevard just south of Raymond James Stadium. The top overall finishers in the Male, Female, Masters Male, Masters Female, Grand Masters Male and Grand Masters Female categories will serve as the Buccaneers' honorary Guests of the Game before kickoff versus the Oakland Raiders on Sunday. First, second, and third place male and female winners for each age category also received medals.

Participation in the event also included a ticket to Sunday's game between the Buccaneers and the Raiders, an athletic t-shirt, chipped race bib, and donation to breast cancer research and patient services. In addition, the first 500 to register were invited to be part of Sunday's halftime experience on the field, alongside the Buccaneers Cheerleaders.

The morning began with special welcoming remarks from Glazer Family Foundation Co-President Darcie Glazer Kassewitz in front of the thousands of runners who woke up early to take part in the event.

"Breast cancer is the most commonly-diagnosed cancer in women – almost 250,000 women this year alone will be diagnosed," said Glazer Kassewitz. "The Buccaneers and my family are dedicated to bringing attention to this cause, and you can see how important it is to the Tampa Bay community. This morning is yet another example of our fans' commitment to making a difference."



To help kick off the race, Buccaneers wide receiver Louis Murphy served as the honorary starter. Murphy, a native of St. Petersburg, lost his mother, Filomena Murphy, to Metastatic Breast Cancer in 2008. He honors her legacy with his own charitable efforts, and is passionate about supporting the fight against breast cancer and bringing awareness to the cause.

"I know my mom is here, smiling down today," said Murphy. "She would be trying to win the race. To see the women who are out here fighting it – everyone is encouraging each other – this is an awesome spectacle. Sometimes you don't realize how many people this disease affects, and to see our community out here spreading awareness, it's great to be a part of."

Tervis and Coca-Cola were treasurechests5k.

**BUCS STAT SHOT**

A look at how the teams match up in the 2016 season rankings:

| <b>Category</b> | <b>Tampa Bay</b> | <b>Atlanta</b>    |
|-----------------|------------------|-------------------|
| Total Offense   | 16th (351.7 ypg) | 1st (425.3 ypg)   |
| Rushing Offense | 12th (113.4 ypg) | t14th (111.5 ypg) |
| Passing Offense | 21st (238.3 ypg) | 2nd (313.8 ypg)   |
| Total Defense   | 26th (390.0 ypg) | 25th (379.3 ypg)  |
| Rushing Defense | 22nd (115.3 ypg) | 11th (93.9 ypg)   |
| Passing Defense | 23rd (274.7 ypg) | t27th (285.4 ypg) |
| Points Scored   | 19th (21.7 ppg)  | 1st (32.8 ppg)    |
| Points Allowed  | 25th (27.0 ppg)  | 29th (28.9 ppg)   |
| Sacks           | t18th (15.0)     | t11th (18.0)      |
| Sacks Allowed   | t14th (16.0)     | 27th (20.0)       |
| Turnover Margin | t19th (-2)       | t10th (+2)        |

| <b>Team Leaders</b>  | <b>Tampa Bay</b>                | <b>Atlanta</b>                    |
|----------------------|---------------------------------|-----------------------------------|
| Rushing Yards        | Jacquizz Rodgers (393)          | Devonta Freeman (543 - 8th, NFL)  |
| Rushing Touchdowns   | Four tied with 1                | Tevin Coleman (5 - t8th, NFL)     |
| Passer Rating        | Jameis Winston (81.9)           | Matt Ryan (115.8 - 2nd, NFL)      |
| Passing Yards        | Jameis Winston (1,776)          | Matt Ryan (2,636 - 1st, NFL)      |
| Passing Touchdowns   | Jameis Winston (14 - t9th, NFL) | Matt Ryan (19 - 1st, NFL)         |
| Receptions           | Mike Evans (44 - t8th, NFL)     | Julio Jones (43 - 10th, NFL)      |
| Receiving Yards      | Mike Evans (595 - 8th, NFL)     | Julio Jones (859 - 2nd, NFL)      |
| Receiving Touchdowns | Mike Evans (6 - t1st, NFL)      | Julio Jones (4 - t8th, NFL)       |
| Tackles              | Kwon Alexander (66 - 10th, NFL) | Keanu Neal (49)                   |
| Sacks                | G. McCoy, N. Spence (3.0)       | Vic Beasley Jr. (7.5 - t3rd, NFL) |
| Interceptions        | Four tied with 1                | R. Alford, D. Jones (2)           |

## 2016 TAMPA BAY BUCCANEERS NUMERICAL ROSTER

(as of 10/25/16)

| No. | Name                  | Pos. | Ht.  | Wt. | Age | NFL Exp. | College                | Hometown               | How Acq.      |
|-----|-----------------------|------|------|-----|-----|----------|------------------------|------------------------|---------------|
| 3   | Jameis Winston        | QB   | 6-4  | 231 | 22  | 2        | Florida State          | Bessemer, AL           | D1-'15        |
| 4   | Ryan Griffin          | QB   | 6-5  | 210 | 26  | 3        | Tulane                 | Westlake Village, CA   | W (NO)-'15    |
| 8   | Mike Glennon          | QB   | 6-6  | 225 | 26  | 4        | North Carolina State   | Centreville, VA        | D3-'13        |
| 9   | Bryan Anger           | P    | 6-3  | 205 | 28  | 5        | California             | Camarillo, CA          | UFA (JAC)-'16 |
| 10  | Cecil Shorts III      | WR   | 6-0  | 202 | 28  | 6        | Mount Union            | Cleveland, OH          | FA-'16        |
| 11  | Adam Humphries        | WR   | 5-11 | 195 | 23  | 2        | Clemson                | Spartanburg, SC        | FA-'15        |
| 13  | Mike Evans            | WR   | 6-5  | 231 | 23  | 3        | Texas A&M              | Galveston, TX          | D1-'14        |
| 16  | Freddie Martino       | WR   | 6-0  | 195 | 25  | 1        | North Greenville       | North, SC              | FA-'16        |
| 19  | Roberto Aguayo        | K    | 6-0  | 207 | 22  | R        | Florida State          | Mascotte, FL           | D2b-'16       |
| 21  | Alterraun Verner      | CB   | 5-10 | 187 | 27  | 7        | UCLA                   | Lakewood, CA           | UFA (TEN)-'14 |
| 22  | Doug Martin           | RB   | 5-9  | 223 | 27  | 5        | Boise State            | Oakland, CA            | D1b-'12       |
| 23  | Chris Conte           | S    | 6-2  | 203 | 27  | 6        | California             | Los Angeles, CA        | UFA (CHI)-'15 |
| 24  | Brent Grimes          | CB   | 5-10 | 185 | 33  | 10       | Shippensburg           | Philadelphia, PA       | FA-'16        |
| 26  | Josh Robinson         | CB   | 5-10 | 200 | 25  | 5        | UCF                    | Sunrise, FL            | UFA (MIN)-'16 |
| 27  | Johntan Banks         | CB   | 6-2  | 185 | 27  | 4        | Mississippi State      | Maben, MS              | D2-'13        |
| 28  | Vernon Hargreaves III | CB   | 5-10 | 204 | 21  | R        | Florida                | Tampa, FL              | D1-'16        |
| 29  | Ryan Smith            | S    | 5-11 | 189 | 23  | R        | North Carolina Central | Upper Marlboro, MD     | D4-'16        |
| 30  | Bradley McDougald     | S    | 6-1  | 209 | 25  | 4        | Kansas                 | Dublin, OH             | W (KC)-'13    |
| 32  | Jacquizz Rodgers      | RB   | 5-6  | 205 | 26  | 6        | Oregon State           | Richmond, TX           | FA-'16        |
| 36  | Antone Smith          | RB   | 5-9  | 192 | 31  | 7        | Florida State          | Pahokee, FL            | FA-'16        |
| 37  | Keith Tandy           | S    | 5-10 | 205 | 27  | 5        | West Virginia          | Hopkinsville, KY       | D6-'12        |
| 38  | Jude Adjei-Barimah    | CB   | 5-11 | 200 | 24  | 2        | Bowling Green          | Columbus, OH           | FA-'15        |
| 43  | Peyton Barber         | RB   | 5-11 | 225 | 22  | R        | Auburn                 | Alpharetta, GA         | FA-'16        |
| 45  | Alan Cross            | TE   | 6-1  | 235 | 23  | R        | Memphis                | Millington, TN         | FA-'16        |
| 48  | Andrew DePaola        | LS   | 6-2  | 230 | 29  | 3        | Rutgers                | Parkton, MD            | FA-'14        |
| 51  | Daryl Smith           | LB   | 6-2  | 250 | 34  | 13       | Georgia Tech           | Albany, GA             | FA-'16        |
| 52  | Cameron Lynch         | LB   | 6-0  | 229 | 23  | 2        | Syracuse               | Lawrenceville, GA      | FA-'16        |
| 53  | Adarius Glanton       | LB   | 6-1  | 230 | 26  | 3        | Florida Atlantic       | Lakeland, FL           | FA-'15        |
| 54  | Lavonte David         | LB   | 6-1  | 233 | 26  | 5        | Nebraska               | Miami, FL              | D2-'12        |
| 57  | Noah Spence           | DE   | 6-2  | 251 | 22  | R        | Eastern Kentucky       | Harrisburg, PA         | D2a-'16       |
| 58  | Kwon Alexander        | LB   | 6-1  | 227 | 22  | 2        | LSU                    | Oxford, AL             | D4-'15        |
| 62  | Evan Smith            | OL   | 6-2  | 308 | 30  | 7        | Idaho State            | Salinas, CA            | UFA (GB)-'14  |
| 64  | Kevin Pamphile        | G    | 6-5  | 315 | 25  | 3        | Purdue                 | Miami, FL              | D5b-'14       |
| 66  | Leonard Wester        | T    | 6-6  | 305 | 23  | R        | Missouri Western       | Mt. Union, IA          | FA-'16        |
| 67  | John Hughes III       | DT   | 6-2  | 320 | 27  | 5        | Cincinnati             | Gahanna, OH            | FA-'16        |
| 68  | Joe Hawley            | C    | 6-3  | 302 | 28  | 7        | UNLV                   | Bakersfield, CA        | FA-'15        |
| 69  | Demar Dotson          | T    | 6-9  | 315 | 31  | 8        | Southern Miss          | Alexandria, LA         | FA-'09        |
| 71  | Channing Ward         | DE   | 6-4  | 279 | 24  | R        | Mississippi            | Aberdeen, MS           | FA-'16        |
| 74  | Ali Marpet            | G    | 6-4  | 307 | 23  | 2        | Hobart                 | Hastings-on-Hudson, NY | D2b-'15       |
| 75  | DaVonte Lambert       | DL   | 6-2  | 282 | 22  | R        | Auburn                 | Keyville, GA           | FA-'16        |
| 76  | Donovan Smith         | T    | 6-6  | 338 | 23  | 2        | Penn State             | Owings Mills, MD       | D2a-'15       |
| 77  | Caleb Benenoch        | OL   | 6-5  | 305 | 22  | R        | UCLA                   | Katy, TX               | D5-'16        |
| 78  | Gosder Cherilus       | T    | 6-7  | 316 | 32  | 9        | Boston College         | Somerville, MA         | FA-'15        |
| 82  | Brandon Myers         | TE   | 6-3  | 256 | 31  | 8        | Iowa                   | Prairie City, IA       | UFA (NYG)-'14 |
| 84  | Cameron Brate         | TE   | 6-5  | 245 | 25  | 2        | Harvard                | Naperville, IL         | FA-'15        |
| 88  | Luke Stocker          | TE   | 6-5  | 253 | 28  | 6        | Tennessee              | Berea, KY              | D4-'11        |
| 89  | Russell Shepard       | WR   | 6-1  | 195 | 26  | 4        | LSU                    | Houston, TX            | W (PHI)-'13   |
| 91  | Robert Ayers Jr.      | DE   | 6-3  | 275 | 31  | 8        | Tennessee              | Jersey City, NJ        | UFA (NYG)-'16 |
| 92  | William Gholston      | DL   | 6-6  | 281 | 25  | 4        | Michigan State         | Detroit, MI            | D4b-'13       |
| 93  | Gerald McCoy          | DT   | 6-4  | 300 | 28  | 7        | Oklahoma               | Oklahoma City, OK      | D1-'10        |
| 95  | Howard Jones          | DE   | 6-4  | 238 | 26  | 2        | Shepherd               | Woodbridge, VA         | FA-'15        |
| 97  | Akeem Spence          | DT   | 6-1  | 307 | 24  | 4        | Illinois               | Fort Walton Beach, FL  | D4a-'13       |
| 98  | Clinton McDonald      | DT   | 6-2  | 297 | 29  | 8        | Memphis                | Jacksonville, AR       | UFA (SEA)-'14 |

### PRACTICE SQUAD

| No. | Name               | Pos. | Ht.  | Wt. | Age | NFL Exp. | College          | HS Hometown       | How Acq. |
|-----|--------------------|------|------|-----|-----|----------|------------------|-------------------|----------|
| 17  | Donteea Dye Jr.    | WR   | 5-10 | 195 | 23  | 2        | Heidelberg       | Fairfield, OH     | FA-'15   |
| 25  | Trae Elston        | S    | 5-11 | 176 | 22  | R        | Mississippi      | Birmingham, AL    | FA-'16   |
| 35  | Javien Elliott     | CB   | 5-11 | 176 | 23  | R        | Florida State    | Panama City, FL   | FA-'16   |
| 39  | Isaiah Johnson     | S    | 6-0  | 209 | 24  | R        | South Carolina   | Cary, NC          | FA-'16   |
| 44  | Russell Hansbrough | RB   | 5-9  | 195 | 22  | R        | Missouri         | Arlington, TX     | FA-'16   |
| 61  | Josh Allen         | OL   | 6-3  | 315 | 24  | 1        | Louisiana-Monroe | Cedar Hill, TX    | FA-'15   |
| 72  | Ben Gottschalk     | C    | 6-5  | 293 | 24  | 1        | SMU              | Sherman Oaks, CA  | FA-'15   |
| 81  | Tevin Westbrook    | TE   | 6-5  | 257 | 23  | 1        | Florida          | Coconut Creek, FL | FA-'15   |
| 90  | Rodney Coe         | DT   | 6-3  | 305 | 23  | R        | Akron            | Fulton, MS        | FA-'16   |
| 96  | Ryan Russell       | DE   | 6-5  | 275 | 24  | 2        | Purdue           | Carrollton, TX    | FA-'16   |

### RESERVE/PHYSICALLY UNABLE TO PERFORM

| No. | Name         | Pos. | Ht. | Wt. | Age | NFL Exp. | College              | HS Hometown        | How Acq.      |
|-----|--------------|------|-----|-----|-----|----------|----------------------|--------------------|---------------|
| 18  | Louis Murphy | WR   | 6-2 | 200 | 29  | 8        | Florida              | St. Petersburg, FL | UFA (NYG)-'14 |
| 73  | J.R. Sweezy  | G    | 6-5 | 298 | 27  | 5        | North Carolina State | Mooresville, NC    | UFA (SEA)-'16 |

### INJURED RESERVE

| No. | Name             | Pos. | Ht. | Wt. | Age | NFL Exp. | College           | HS Hometown          | How Acq.     |
|-----|------------------|------|-----|-----|-----|----------|-------------------|----------------------|--------------|
| 34  | Charles Sims III | RB   | 6-0 | 211 | 26  | 3        | West Virginia     | Houston, TX          | D3-'14       |
| 56  | Jacques Smith    | DE   | 6-2 | 260 | 26  | 3        | Missouri          | Dallas, TX           | W(BUF)-'14   |
| 59  | Devante Bond     | LB   | 6-1 | 236 | 23  | R        | Oklahoma          | Sacramento, CA       | D6a-'16      |
| 83  | Vincent Jackson  | WR   | 6-5 | 230 | 33  | 12       | Northern Colorado | Colorado Springs, CO | UFA (SD)-'12 |
| 94  | George Johnson   | DE   | 6-4 | 265 | 28  | 5        | Rutgers           | Glassboro, NJ        | T (DET)-'15  |

Head Coach: Dirk Koetter

Assistant Coaches: Nate Kaczor (special teams coordinator); Todd Monken (offensive coordinator/wide receivers); Mike Smith (defensive coordinator); Mike Bajakian (quarterbacks); Butch Barry (assistant offensive line); Dave Borgonzi (defensive quality control); Mark Duffner (linebackers); Jon Embree (tight ends); Jay Hayes (defensive line); Jon Hoke (secondary); Dave Kennedy (head strength and conditioning); Brett Maxie (defensive backs); Carlos Polk (assistant special teams); Tim Spencer (running backs); Paul Spicer (assistant defensive line); Ben Steele (offensive quality control); Joe Vaughn (assistant strength and conditioning); Chad Wade (assistant strength and conditioning); George Warhop (run game coordinator/offensive line); Andrew Weidinger (assistant wide receivers/game management)

## 2016 TAMPA BAY BUCCANEERS ALPHABETICAL ROSTER

(as of 10/30/16)

| No. | Name                   | Pos. | Ht.  | Wt. | Birthdate  | NFL Exp. | College                | Hometown               | 16 GP/GS |
|-----|------------------------|------|------|-----|------------|----------|------------------------|------------------------|----------|
| 38  | Adjei-Barimah, Jude    | CB   | 5-11 | 200 | 7/21/1992  | 2        | Bowling Green          | Columbus, OH           | 6/1      |
| 19  | Aguayo, Roberto        | K    | 6-0  | 207 | 5/17/1994  | R        | Florida State          | Mascotte, FL           | 6/0      |
| 58  | Alexander, Kwon        | LB   | 6-1  | 227 | 8/3/1994   | 2        | LSU                    | Oxford, AL             | 6/6      |
| 9   | Anger, Bryan           | P    | 6-3  | 205 | 10/6/1988  | 5        | California             | Camarillo, CA          | 6/0      |
| 91  | Ayers Jr., Robert      | DE   | 6-3  | 275 | 9/6/1985   | 8        | Tennessee              | Jersey City, NJ        | 2/2      |
| 27  | Banks, Johnthan        | CB   | 6-2  | 185 | 10/3/1989  | 4        | Mississippi State      | Maben, MS              | 4/0      |
| 43  | Barber, Peyton         | RB   | 5-11 | 225 | 2/27/1994  | R        | Auburn                 | Alpharetta, GA         | 5/0      |
| 77  | Benenoch, Caleb        | OL   | 6-5  | 305 | 8/8/1994   | R        | UCLA                   | Katy, TX               | 0/0      |
| 84  | Brate, Cameron         | TE   | 6-5  | 245 | 7/3/1991   | 2        | Harvard                | Naperville, IL         | 6/4      |
| 78  | Cherilus, Gosder       | T    | 6-7  | 316 | 6/28/1984  | 9        | Boston College         | Somerville, MA         | 6/0      |
| 23  | Conte, Chris           | S    | 6-2  | 203 | 2/23/1989  | 6        | California             | Los Angeles, CA        | 6/6      |
| 45  | Cross, Alan            | TE   | 6-1  | 235 | 5/2/1993   | R        | Memphis                | Millington, TN         | 4/0      |
| 54  | David, Lavonte         | LB   | 6-1  | 233 | 1/23/1990  | 5        | Nebraska               | Miami, FL              | 6/6      |
| 48  | DePaola, Andrew        | LS   | 6-2  | 230 | 7/28/1987  | 3        | Rutgers                | Parkton, MD            | 6/0      |
| 69  | Dotson, Demar          | T    | 6-9  | 315 | 10/11/1985 | 8        | Southern Miss          | Alexandria, LA         | 6/6      |
| 13  | Evans, Mike            | WR   | 6-5  | 231 | 8/21/1993  | 3        | Texas A&M              | Galveston, TX          | 6/6      |
| 92  | Gholston, William      | DL   | 6-6  | 281 | 7/31/1991  | 4        | Michigan State         | Detroit, MI            | 6/6      |
| 53  | Glanton, Adarius       | LB   | 6-1  | 230 | 9/21/1990  | 3        | Florida Atlantic       | Lakeland, FL           | 6/0      |
| 8   | Glennon, Mike          | QB   | 6-6  | 225 | 12/12/1989 | 4        | North Carolina State   | Centreville, VA        | 0/0      |
| 4   | Griffin, Ryan          | QB   | 6-5  | 210 | 11/17/1989 | 3        | Tulane                 | Westlake Village, CA   | 0/0      |
| 24  | Grimes, Brent          | CB   | 5-10 | 185 | 7/19/1983  | 10       | Shippensburg           | Philadelphia, PA       | 6/6      |
| 28  | Hargreaves III, Vernon | CB   | 5-10 | 204 | 6/3/1995   | R        | Florida                | Tampa, FL              | 6/6      |
| 68  | Hawley, Joe            | C    | 6-3  | 302 | 10/22/1988 | 7        | UNLV                   | Bakersfield, CA        | 6/6      |
| 67  | Hughes III, John       | DT   | 6-2  | 320 | 4/27/1989  | 5        | Cincinnati             | Gahanna, OH            | 3/0*     |
| 11  | Humphries, Adam        | WR   | 5-11 | 195 | 6/24/1993  | 2        | Clemson                | Spartanburg, SC        | 6/2      |
| 95  | Jones, Howard          | DE   | 6-4  | 238 | 2/10/1990  | 2        | Shepherd               | Woodbridge, VA         | 6/0      |
| 75  | Lambert, DaVonte       | DL   | 6-2  | 282 | 6/23/1994  | R        | Auburn                 | Keysville, GA          | 5/3      |
| 52  | Lynch, Cameron         | LB   | 6-0  | 229 | 8/4/1993   | 2        | Syracuse               | Lawrenceville, GA      | 2/0      |
| 74  | Marpet, Ali            | G    | 6-4  | 307 | 4/17/1993  | 2        | Hobart                 | Hastings-on-Hudson, NY | 6/6      |
| 22  | Martin, Doug           | RB   | 5-9  | 223 | 1/13/1989  | 5        | Boise State            | Oakland, CA            | 2/2      |
| 16  | Martino, Freddie       | WR   | 6-0  | 195 | 9/7/1991   | 1        | North Greenville       | North, SC              | 3/0      |
| 93  | McCoy, Gerald          | DT   | 6-4  | 300 | 2/25/1988  | 7        | Oklahoma               | Oklahoma City, OK      | 5/5      |
| 98  | McDonald, Clinton      | DT   | 6-2  | 297 | 1/6/1987   | 8        | Memphis                | Jacksonville, AR       | 4/4      |
| 30  | McDougald, Bradley     | S    | 6-1  | 209 | 11/15/1990 | 4        | Kansas                 | Dublin, OH             | 6/6      |
| 82  | Myers, Brandon         | TE   | 6-3  | 256 | 9/4/1985   | 8        | Iowa                   | Prairie City, IA       | 6/3      |
| 64  | Pamphile, Kevin        | G    | 6-5  | 310 | 11/27/1990 | 3        | Purdue                 | Miami, FL              | 6/6      |
| 26  | Robinson, Josh         | CB   | 5-10 | 200 | 1/8/1991   | 5        | UCF                    | Sunrise, FL            | 6/0      |
| 32  | Rodgers, Jacquizz      | RB   | 5-6  | 205 | 2/6/1990   | 6        | Oregon State           | Richmond, TX           | 5/2      |
| 89  | Shepard, Russell       | WR   | 6-1  | 195 | 9/17/1990  | 4        | LSU                    | Houston, TX            | 6/0      |
| 10  | Shorts III, Cecil      | WR   | 6-0  | 202 | 12/22/1987 | 6        | Mount Union            | Cleveland, OH          | 3/1      |
| 36  | Smith, Antone          | RB   | 5-9  | 192 | 9/17/1985  | 7        | Florida State          | Pahokee, FL            | 1/0      |
| 51  | Smith, Daryl           | LB   | 6-2  | 250 | 3/14/1982  | 13       | Georgia Tech           | Albany, GA             | 6/3      |
| 76  | Smith, Donovan         | T    | 6-6  | 338 | 6/23/1993  | 2        | Penn State             | Owings Mills, MD       | 6/6      |
| 62  | Smith, Evan            | OL   | 6-2  | 308 | 7/19/1986  | 7        | Idaho State            | Salinas, CA            | 5/0      |
| 29  | Smith, Ryan            | S    | 5-11 | 189 | 9/7/1993   | R        | North Carolina Central | Upper Marlboro, MD     | 4/0      |
| 97  | Spence, Akeem          | DT   | 6-1  | 307 | 11/29/1991 | 4        | Illinois               | Fort Walton Beach, FL  | 6/2      |
| 57  | Spence, Noah           | DE   | 6-2  | 251 | 1/8/1994   | R        | Eastern Kentucky       | Harrisburg, PA         | 6/1      |
| 88  | Stocker, Luke          | TE   | 6-5  | 253 | 7/17/1988  | 6        | Tennessee              | Berea, KY              | 3/3      |
| 37  | Tandy, Keith           | S    | 5-10 | 205 | 2/12/1989  | 5        | West Virginia          | Hopkinsville, KY       | 6/0      |
| 21  | Verner, Alterraun      | CB   | 5-10 | 187 | 12/13/1988 | 7        | UCLA                   | Lakewood, CA           | 6/2      |
| 71  | Ward, Channing         | DE   | 6-4  | 279 | 9/17/1992  | R        | Mississippi            | Aberdeen, MS           | 3/1      |
| 66  | Wester, Leonard        | T    | 6-6  | 305 | 1/3/1993   | R        | Missouri Western       | Mt. Union, IA          | 0/0      |
| 3   | Winston, Jameis        | QB   | 6-4  | 231 | 1/6/1994   | 2        | Florida State          | Bessemer, AL           | 6/6      |

### PRACTICE SQUAD

| No. | Name                | Pos. | Ht.  | Wt. | Birthdate  | NFL Exp. | College          | HS Hometown       | 16 GP/GS |
|-----|---------------------|------|------|-----|------------|----------|------------------|-------------------|----------|
| 61  | Allen, Josh         | OL   | 6-3  | 315 | 12/30/1991 | 1        | Louisiana-Monroe | Cedar Hill, TX    | 0/0      |
| 90  | Coe, Rodney         | DT   | 6-3  | 305 | 5/18/1993  | R        | Akron            | Fulton, MS        | 0/0      |
| 17  | Dye Jr., Donteea    | WR   | 5-10 | 195 | 8/20/1993  | 2        | Heidelberg       | Fairfield, OH     | 0/0      |
| 35  | Elliott, Javien     | CB   | 5-11 | 176 | 7/18/1993  | R        | Florida State    | Panama City, FL   | 0/0      |
| 25  | Elston, Trae        | S    | 5-11 | 176 | 2/16/1994  | R        | Mississippi      | Birmingham, AL    | 0/0      |
| 72  | Gottschalk, Ben     | C    | 6-5  | 293 | 2/15/1992  | 1        | SMU              | Sherman Oaks, CA  | 0/0      |
| 44  | Hansbrough, Russell | RB   | 5-9  | 195 | 11/19/1993 | R        | Missouri         | Arlington, TX     | 1/0      |
| 39  | Johnson, Isaiah     | S    | 6-0  | 209 | 10/14/1992 | R        | South Carolina   | Cary, NC          | 0/0      |
| 96  | Russell, Ryan       | DE   | 6-5  | 275 | 1/17/1992  | 2        | Purdue           | Carrollton, TX    | 0/0      |
| 81  | Westbrook, Tevin    | TE   | 6-5  | 237 | 2/17/1993  | 1        | Florida          | Coconut Creek, FL | 0/0      |

### RESERVE/PHYSICALLY UNABLE TO PERFORM

| No. | Name          | Pos. | Ht. | Wt. | Birthdate | NFL Exp. | College              | HS Hometown        | 16 GP/GS |
|-----|---------------|------|-----|-----|-----------|----------|----------------------|--------------------|----------|
| 18  | Murphy, Louis | WR   | 6-2 | 200 | 5/11/1987 | 8        | Florida              | St. Petersburg, FL | 0/0      |
| 73  | Sweezy, J.R.  | G    | 6-5 | 298 | 4/8/1989  | 5        | North Carolina State | Mooreville, NC     | 0/0      |

### INJURED RESERVE

| No. | Name              | Pos. | Ht. | Wt. | Birthdate  | NFL Exp. | College           | HS Hometown          | 16 GP/GS |
|-----|-------------------|------|-----|-----|------------|----------|-------------------|----------------------|----------|
| 59  | Bond, Devante     | LB   | 6-1 | 236 | 7/3/1993   | R        | Oklahoma          | Sacramento, CA       | 0/0      |
| 83  | Jackson, Vincent  | WR   | 6-5 | 230 | 1/14/1983  | 12       | Northern Colorado | Colorado Springs, CO | 5/5      |
| 94  | Johnson, George   | DE   | 6-4 | 265 | 12/11/1987 | 5        | Rutgers           | Glassboro, NJ        | 0/0      |
| 34  | Sims III, Charles | RB   | 6-0 | 211 | 9/19/1990  | 3        | West Virginia     | Houston, TX          | 4/2      |
| 56  | Smith, Jacques    | DE   | 6-2 | 260 | 3/18/1990  | 3        | Missouri          | Dallas, TX           | 1/0      |

\* Hughes played 1 game with Cleveland

Head Coach: Dirk Koetter

Assistant Coaches: Nate Kaczor (special teams coordinator); Todd Monken (offensive coordinator/wide receivers); Mike Smith (defensive coordinator); Mike Bajakian (quarterbacks); Butch Barry (assistant offensive line); Dave Borgonzi (defensive quality control); Mark Duffner (linebackers); Jon Embree (tight ends); Jay Hayes (defensive line); Jon Hoke (secondary); Dave Kennedy (head strength and conditioning); Brett Maxie (defensive backs); Carlos Polk (assistant special teams); Tim Spencer (running backs); Paul Spicer (assistant defensive line); Ben Steele (offensive quality control); Joe Vaughn (assistant strength and conditioning); Chad Wade (assistant strength and conditioning); George Warhop (run game coordinator/offensive line); Andrew Weidinger (assistant wide receivers/game management)

## 2016 TAMPA BAY BUCCANEERS ROSTER BY POSITION

(as of 10/21/16)

| No.                                  | Name                  | Pos. | College                | Ht.  | Wt. | Age | NFL Exp. |
|--------------------------------------|-----------------------|------|------------------------|------|-----|-----|----------|
| <b><u>Defensive Linemen (10)</u></b> |                       |      |                        |      |     |     |          |
| 91                                   | Robert Ayers Jr.      | DE   | Tennessee              | 6-3  | 275 | 31  | 8        |
| 92                                   | William Gholston      | DL   | Michigan State         | 6-6  | 281 | 25  | 4        |
| 67                                   | John Hughes III       | DT   | Cincinnati             | 6-2  | 320 | 27  | 5        |
| 95                                   | Howard Jones          | DE   | Shepherd               | 6-4  | 238 | 26  | 2        |
| 75                                   | DaVonte Lambert       | DL   | Auburn                 | 6-2  | 282 | 22  | R        |
| 93                                   | Gerald McCoy          | DT   | Oklahoma               | 6-4  | 300 | 28  | 7        |
| 98                                   | Clinton McDonald      | DT   | Memphis                | 6-2  | 297 | 29  | 8        |
| 97                                   | Akeem Spence          | DT   | Illinois               | 6-1  | 307 | 24  | 4        |
| 57                                   | Noah Spence           | DE   | Eastern Kentucky       | 6-2  | 251 | 22  | R        |
| 71                                   | Channing Ward         | DE   | Mississippi            | 6-4  | 279 | 24  | R        |
| <b><u>Linebacker (5)</u></b>         |                       |      |                        |      |     |     |          |
| 58                                   | Kwon Alexander        | LB   | LSU                    | 6-1  | 227 | 22  | 2        |
| 54                                   | Lavonte David         | LB   | Nebraska               | 6-1  | 233 | 26  | 5        |
| 53                                   | Adarius Glanton       | LB   | Florida Atlantic       | 6-1  | 230 | 26  | 3        |
| 52                                   | Cameron Lynch         | LB   | Syracuse               | 6-0  | 229 | 23  | 2        |
| 51                                   | Daryl Smith           | LB   | Georgia Tech           | 6-2  | 250 | 34  | 13       |
| <b><u>Cornerback (6)</u></b>         |                       |      |                        |      |     |     |          |
| 38                                   | Jude Adjei-Barimah    | CB   | Bowling Green          | 5-11 | 200 | 24  | 2        |
| 27                                   | Johnthan Banks        | CB   | Mississippi State      | 6-2  | 185 | 27  | 4        |
| 24                                   | Brent Grimes          | CB   | Shippensburg           | 5-10 | 185 | 33  | 10       |
| 28                                   | Vernon Hargreaves III | CB   | Florida                | 5-10 | 204 | 21  | R        |
| 26                                   | Josh Robinson         | CB   | UCF                    | 5-10 | 200 | 25  | 5        |
| 21                                   | Alterraun Verner      | CB   | UCLA                   | 5-10 | 187 | 27  | 7        |
| <b><u>Safety (4)</u></b>             |                       |      |                        |      |     |     |          |
| 23                                   | Chris Conte           | S    | California             | 6-2  | 203 | 27  | 6        |
| 30                                   | Bradley McDougald     | S    | Kansas                 | 6-1  | 209 | 25  | 4        |
| 29                                   | Ryan Smith            | S    | North Carolina Central | 5-11 | 189 | 23  | R        |
| 37                                   | Keith Tandy           | S    | West Virginia          | 5-10 | 205 | 27  | 5        |
| <b><u>Long Snapper (1)</u></b>       |                       |      |                        |      |     |     |          |
| 48                                   | Andrew DePaola        | LS   | Rutgers                | 6-2  | 230 | 29  | 3        |
| <b><u>Punter (1)</u></b>             |                       |      |                        |      |     |     |          |
| 9                                    | Bryan Anger           | P    | California             | 6-3  | 205 | 28  | 5        |
| <b><u>Kicker (1)</u></b>             |                       |      |                        |      |     |     |          |
| 19                                   | Roberto Aguayo        | K    | Florida State          | 6-0  | 207 | 22  | R        |
| <b><u>Offensive Line (9)</u></b>     |                       |      |                        |      |     |     |          |
| 77                                   | Caleb Benenoch        | OL   | UCLA                   | 6-5  | 305 | 22  | R        |
| 78                                   | Gosder Cherilus       | T    | Boston College         | 6-7  | 316 | 32  | 9        |
| 69                                   | Demar Dotson          | T    | Southern Miss          | 6-9  | 315 | 31  | 8        |
| 68                                   | Joe Hawley            | C    | UNLV                   | 6-3  | 302 | 28  | 7        |
| 74                                   | Ali Marpet            | G    | Hobart                 | 6-4  | 307 | 23  | 2        |
| 64                                   | Kevin Pamphile        | G    | Purdue                 | 6-5  | 310 | 25  | 3        |
| 76                                   | Donovan Smith         | T    | Penn State             | 6-6  | 338 | 23  | 2        |
| 62                                   | Evan Smith            | OL   | Idaho State            | 6-2  | 308 | 30  | 7        |
| 66                                   | Leonard Wester        | T    | Missouri Western       | 6-6  | 305 | 23  | R        |
| <b><u>Tight End (4)</u></b>          |                       |      |                        |      |     |     |          |
| 84                                   | Cameron Brate         | TE   | Harvard                | 6-5  | 245 | 25  | 2        |
| 45                                   | Alan Cross            | FB   | Memphis                | 6-1  | 235 | 23  | R        |
| 82                                   | Brandon Myers         | TE   | Iowa                   | 6-3  | 256 | 31  | 8        |
| 88                                   | Luke Stocker          | TE   | Tennessee              | 6-5  | 253 | 28  | 6        |
| <b><u>Running Back (4)</u></b>       |                       |      |                        |      |     |     |          |
| 43                                   | Peyton Barber         | RB   | Auburn                 | 5-11 | 225 | 22  | R        |
| 22                                   | Doug Martin           | RB   | Boise State            | 5-9  | 223 | 27  | 5        |
| 32                                   | Jacquizz Rodgers      | RB   | Oregon State           | 5-6  | 205 | 26  | 6        |
| 36                                   | Antone Smith          | RB   | Florida State          | 5-9  | 192 | 31  | 7        |
| <b><u>Wide Receiver (5)</u></b>      |                       |      |                        |      |     |     |          |
| 13                                   | Mike Evans            | WR   | Texas A&M              | 6-5  | 231 | 23  | 3        |
| 11                                   | Adam Humphries        | WR   | Clemson                | 5-11 | 195 | 23  | 2        |
| 16                                   | Freddie Martino       | WR   | North Greenville       | 6-0  | 195 | 25  | 1        |
| 89                                   | Russell Shepard       | WR   | LSU                    | 6-1  | 195 | 26  | 4        |
| 10                                   | Cecil Shorts III      | WR   | Mount Union            | 6-0  | 202 | 28  | 6        |
| <b><u>Quarterback (3)</u></b>        |                       |      |                        |      |     |     |          |
| 8                                    | Mike Glennon          | QB   | North Carolina State   | 6-6  | 225 | 26  | 4        |
| 4                                    | Ryan Griffin          | QB   | Tulane                 | 6-5  | 210 | 26  | 3        |
| 3                                    | Jameis Winston        | QB   | Florida State          | 6-4  | 231 | 22  | 2        |

## 2016 TAMPA BAY BUCCANEERS BY EXPERIENCE

|                              |                        |      |      |     |     |          |                        |                        |  | (as of 10/21/16) |
|------------------------------|------------------------|------|------|-----|-----|----------|------------------------|------------------------|--|------------------|
| No.                          | Name                   | Pos. | Ht.  | Wt. | Age | NFL Exp. | College                | Hometown               |  | How Acq.         |
| <b>13th Year (1)</b>         |                        |      |      |     |     |          |                        |                        |  |                  |
| 51                           | Smith, Daryl           | LB   | 6-2  | 250 | 34  | 13       | Georgia Tech           | Albany, GA             |  | FA-'16           |
| <b>10th Year (1)</b>         |                        |      |      |     |     |          |                        |                        |  |                  |
| 24                           | Grimes, Brent          | CB   | 5-10 | 185 | 33  | 10       | Shippensburg           | Philadelphia, PA       |  | FA-'16           |
| <b>9th Year (1)</b>          |                        |      |      |     |     |          |                        |                        |  |                  |
| 78                           | Cherilus, Gosder       | T    | 6-7  | 316 | 32  | 9        | Boston College         | Somerville, MA         |  | FA-'15           |
| <b>8th Year (4)</b>          |                        |      |      |     |     |          |                        |                        |  |                  |
| 91                           | Ayers Jr., Robert      | DE   | 6-3  | 275 | 31  | 8        | Tennessee              | Jersey City, NJ        |  | UFA (NYG)-'16    |
| 69                           | Dotson, Demar          | T    | 6-9  | 315 | 31  | 8        | Southern Miss          | Alexandria, LA         |  | FA-'09           |
| 98                           | McDonald, Clinton      | DT   | 6-2  | 297 | 29  | 8        | Memphis                | Jacksonville, AR       |  | UFA (SEA)-'14    |
| 82                           | Myers, Brandon         | TE   | 6-3  | 256 | 31  | 8        | Iowa                   | Prairie City, IA       |  | UFA (NYG)-'14    |
| <b>7th Year (4)</b>          |                        |      |      |     |     |          |                        |                        |  |                  |
| 68                           | Hawley, Joe            | C    | 6-3  | 302 | 28  | 7        | UNLV                   | Bakersfield, CA        |  | FA-'15           |
| 93                           | McCoy, Gerald          | DT   | 6-4  | 300 | 28  | 7        | Oklahoma               | Oklahoma City, OK      |  | D1-'10           |
| 36                           | Smith, Antone          | RB   | 5-9  | 192 | 31  | 7        | Florida State          | Pahokee, FL            |  | FA-'16           |
| 62                           | Smith, Evan            | OL   | 6-2  | 308 | 30  | 7        | Idaho State            | Salinas, CA            |  | UFA (GB)-'14     |
| 21                           | Verner, Alterraun      | CB   | 5-10 | 187 | 27  | 7        | UCLA                   | Lakewood, CA           |  | UFA (TEN)-'14    |
| <b>6th Year (4)</b>          |                        |      |      |     |     |          |                        |                        |  |                  |
| 23                           | Conte, Chris           | S    | 6-2  | 203 | 27  | 6        | California             | Los Angeles, CA        |  | UFA (CHI)-'15    |
| 32                           | Rodgers, Jacquizz      | RB   | 5-6  | 205 | 26  | 6        | Oregon State           | Richmond, TX           |  | FA-'16           |
| 10                           | Shorts III, Cecil      | WR   | 6-0  | 202 | 28  | 6        | Mount Union            | Cleveland, OH          |  | FA-'16           |
| 88                           | Stocker, Luke          | TE   | 6-5  | 253 | 28  | 6        | Tennessee              | Berea, KY              |  | D4-'11           |
| <b>5th Year (6)</b>          |                        |      |      |     |     |          |                        |                        |  |                  |
| 9                            | Anger, Bryan           | P    | 6-3  | 205 | 28  | 5        | California             | Camarillo, CA          |  | UFA (JAC)-'16    |
| 54                           | David, Lavonte         | LB   | 6-1  | 233 | 26  | 5        | Nebraska               | Miami, FL              |  | D2-'12           |
| 67                           | Hughes III, John       | DT   | 6-2  | 320 | 27  | 5        | Cincinnati             | Gahanna, OH            |  | FA-'16           |
| 22                           | Martin, Doug           | RB   | 5-9  | 223 | 27  | 5        | Boise State            | Oakland, CA            |  | D1b-'12          |
| 26                           | Robinson, Josh         | CB   | 5-10 | 200 | 25  | 5        | UCF                    | Sunrise, FL            |  | UFA (MIN)-'16    |
| 37                           | Tandy, Keith           | S    | 5-10 | 205 | 27  | 5        | West Virginia          | Hopkinsville, KY       |  | D6-'12           |
| <b>4th Year (6)</b>          |                        |      |      |     |     |          |                        |                        |  |                  |
| 27                           | Banks, Johnthan        | CB   | 6-2  | 185 | 27  | 4        | Mississippi State      | Maben, MS              |  | D2-'13           |
| 92                           | Gholston, William      | DL   | 6-6  | 281 | 25  | 4        | Michigan State         | Detroit, MI            |  | D4b-'13          |
| 8                            | Glennon, Mike          | QB   | 6-6  | 225 | 26  | 4        | North Carolina State   | Centreville, VA        |  | D3-'13           |
| 30                           | McDougald, Bradley     | S    | 6-1  | 209 | 25  | 4        | Kansas                 | Dublin, OH             |  | W (KC)-'13       |
| 89                           | Shepard, Russell       | WR   | 6-1  | 195 | 26  | 4        | LSU                    | Houston, TX            |  | W (PHI)-'13      |
| 97                           | Spence, Akeem          | DT   | 6-1  | 307 | 24  | 4        | Illinois               | Fort Walton Beach, FL  |  | D4a-'13          |
| <b>3rd Year (5)</b>          |                        |      |      |     |     |          |                        |                        |  |                  |
| 48                           | DePaola, Andrew        | LS   | 6-2  | 230 | 29  | 3        | Rutgers                | Parkton, MD            |  | FA-'14           |
| 13                           | Evans, Mike            | WR   | 6-5  | 231 | 23  | 3        | Texas A&M              | Galveston, TX          |  | D1-'14           |
| 53                           | Glanton, Adarius       | LB   | 6-1  | 230 | 26  | 3        | Florida Atlantic       | Lakeland, FL           |  | FA-'15           |
| 4                            | Griffin, Ryan          | QB   | 6-5  | 210 | 26  | 3        | Tulane                 | Westlake Village, CA   |  | W (NO)-'15       |
| 64                           | Pamphile, Kevin        | G    | 6-5  | 310 | 25  | 3        | Purdue                 | Miami, FL              |  | D5b-'14          |
| <b>2nd Year (9)</b>          |                        |      |      |     |     |          |                        |                        |  |                  |
| 38                           | Adjei-Barimah, Jude    | CB   | 5-11 | 200 | 24  | 2        | Bowling Green          | Columbus, OH           |  | FA-'15           |
| 58                           | Alexander, Kwon        | LB   | 6-1  | 227 | 22  | 2        | LSU                    | Oxford, AL             |  | D4-'15           |
| 17                           | Dye Jr., Donteea       | WR   | 5-10 | 195 | 23  | 2        | Heidelberg             | Fairfield, OH          |  | FA-'15           |
| 11                           | Humphries, Adam        | WR   | 5-11 | 195 | 23  | 2        | Clemson                | Spartanburg, SC        |  | FA-'15           |
| 95                           | Jones, Howard          | DE   | 6-4  | 235 | 26  | 2        | Shepherd               | Woodbridge, VA         |  | FA-'15           |
| 52                           | Lynch, Cameron         | LB   | 6-0  | 229 | 23  | 2        | Syracuse               | Lawrenceville, GA      |  | FA-'16           |
| 74                           | Marpet, Ali            | G    | 6-4  | 307 | 23  | 2        | Hobart                 | Hastings-on-Hudson, NY |  | D2b-'15          |
| 76                           | Smith, Donovan         | T    | 6-6  | 338 | 23  | 2        | Penn State             | Owings Mills, MD       |  | D2a-'15          |
| 3                            | Winston, Jameis        | QB   | 6-4  | 231 | 22  | 2        | Florida State          | Bessemer, AL           |  | D1-'15           |
| <b>Rookies/1st Year (10)</b> |                        |      |      |     |     |          |                        |                        |  |                  |
| 19                           | Aguayo, Roberto        | K    | 6-0  | 207 | 22  | R        | Florida State          | Mascotte, FL           |  | D2b-'16          |
| 43                           | Barber, Peyton         | RB   | 5-11 | 225 | 22  | R        | Auburn                 | Alpharetta, GA         |  | FA-'16           |
| 77                           | Benenoch, Caleb        | OL   | 6-5  | 305 | 22  | R        | UCLA                   | Katy, TX               |  | D5-'16           |
| 45                           | Cross, Alan            | TE   | 6-1  | 235 | 23  | R        | Memphis                | Millington, TN         |  | FA-'16           |
| 28                           | Hargreaves III, Vernon | CB   | 5-10 | 204 | 21  | R        | Florida                | Tampa, FL              |  | D1-'16           |
| 75                           | Lambert, DaVonte       | DL   | 6-2  | 282 | 22  | R        | Auburn                 | Keysville, GA          |  | FA-'16           |
| 16                           | Martino, Freddie       | WR   | 6-0  | 195 | 25  | 1        | North Greenville       | North, SC              |  | FA-'16           |
| 29                           | Smith, Ryan            | S    | 5-11 | 189 | 23  | R        | North Carolina Central | Upper Marlboro, MD     |  | D4-'16           |
| 57                           | Spence, Noah           | DE   | 6-2  | 251 | 22  | R        | Eastern Kentucky       | Harrisburg, PA         |  | D2a-'16          |
| 71                           | Ward, Channing         | DE   | 6-4  | 279 | 24  | R        | Mississippi            | Aberdeen, MS           |  | FA-'16           |
| 66                           | Wester, Leonard        | T    | 6-6  | 305 | 23  | R        | Missouri Western       | Mt. Union, IA          |  | FA-'16           |



2016 TAMPA BAY BUCCANEERS - HOW THEY WERE BUILT

|      | <u>DRAFT</u>   | <u>TRADES</u>         | <u>WAIVERS</u>                                  | <u>FREE AGENTS</u>   |
|------|--|-----------------------|---|--|
| 2009 |  |                       |   | Demar Dotson (R)   |
| 2010 | Gerald McCoy (1)   |                       |   |  |
| 2011 | Luke Stocker (4)   |                       |   |  |
| 2012 | Doug Martin (1b)<br>Lavonte David (2)<br>Keith Tandy (6)   |                       |   | Vincent Jackson (SD)^  |
| 2013 | Johnthan Banks (2)<br>Mike Glennon (3)<br>Akeem Spence (4a)<br>William Gholston (4b)   |                       | Bradley McDougald (KC)<br>Russell Shepard (PHI) |  |
| 2014 | Mike Evans (1)<br>Charles Sims III (3)^<br>Kevin Pamphile (5b)   |                       | Jacquies Smith (BUF)^                           | Andrew DePaola<br>Clinton McDonald<br>Louis Murphy*<br>Brandon Myers (NYG)<br>Evan Smith (GB)<br>Alterraun Verner (TEN)  |
| 2015 | Jameis Winston (1)<br>Donovan Smith (2a)<br>Ali Marpet (2b)<br>Kwon Alexander (4)  | George Johnson (DET)^ | Ryan Griffin (NO)                               | Jude Adjei-Barimah (R)<br>Cameron Brate<br>Gosder Cherilus<br>Chris Conte (CHI)<br>Adarius Glanton<br>Joe Hawley<br>Adam Humphries (R)<br>Howard Jones   |
| 2016 | Vernon Hargreaves III (1)<br>Noah Spence (2a)<br>Roberto Aguayo (2b)<br>Ryan Smith (4)<br>Caleb Benenoch (5)<br>Devante Bond (6a)^ |                       |   | Bryan Anger (JAC)<br>Robert Ayers Jr. (NYG)<br>Peyton Barber (R)<br>Alan Cross (R)<br>Brent Grimes<br>John Hughes III<br>Davonte Lambert (R)<br>Cameron Lynch<br>Freddie Martino<br>Jacquizz Rodgers<br>Josh Robinson (MIN)<br>Cecil Shorts III<br>Antone Smith<br>Daryl Smith<br>J.R. Sweezy (SEA)<br>Channing Ward (R)<br>Leonard Wester (R) |

^Denotes Injured Reserve

\*Denotes Reserve/PUP

# 2016 TAMPA BAY BUCCANEERS UNOFFICIAL DEPTH CHART

(Based off of last game - Subject to change)

## OFFENSE

|           |                     |                          |  |
|-----------|---------------------|--------------------------|--|
| <b>WR</b> | 10 Cecil Shorts III | 11 Adam Humphries        | 16 Freddie Martino                         |
| <b>TE</b> | 84 Cameron Brate    | <u>45 Alan Cross</u>     |  |
| <b>LT</b> | 76 Donovan Smith    | <u>66 Leonard Wester</u> |  |
| <b>LG</b> | 64 Kevin Pamphile   | 62 Evan Smith            |  |
| <b>C</b>  | 68 Joe Hawley       | 62 Evan Smith            |  |
| <b>RG</b> | 74 Ali Marpet       | <u>77 Caleb Benenoch</u> |  |
| <b>RT</b> | 69 Demar Dotson     | 78 Gosder Cherilus       |  |
| <b>WR</b> | 13 Mike Evans       | 89 Russell Shepard       |  |
| <b>TE</b> | 88 Luke Stocker     | 82 Brandon Myers         |  |
| <b>QB</b> | 3 Jameis Winston    | 8 Mike Glennon           | 4 Ryan Griffin                             |
| <b>RB</b> | 22 Doug Martin      | 32 Jacquizz Rodgers      | <u>43 Peyton Barber</u><br>36 Antone Smith |

## DEFENSE

|            |                                 |                           |                         |
|------------|---------------------------------|---------------------------|-------------------------|
| <b>DE</b>  | 91 Robert Ayers Jr.             | <u>57 Noah Spence</u>     | 95 Howard Jones         |
| <b>DT</b>  | 93 Gerald McCoy                 | 67 John Hughes III        |                         |
| <b>DT</b>  | 98 Clinton McDonald             | 97 Akeem Spence           |                         |
| <b>DE</b>  | 92 William Gholston             | <u>75 DaVonte Lambert</u> | <u>71 Channing Ward</u> |
| <b>SLB</b> | 51 Daryl Smith                  | 52 Cameron Lynch          |                         |
| <b>MLB</b> | 58 Kwon Alexander               |                           |                         |
| <b>WLB</b> | 54 Lavonte David                | 53 Adarius Glanton        |                         |
| <b>CB</b>  | <u>28 Vernon Hargreaves III</u> | 21 Alterraun Verner       | 26 Josh Robinson        |
| <b>CB</b>  | 24 Brent Grimes                 | 38 Jude Adjei-Barimah     | 27 Johnthan Banks       |
| <b>S</b>   | 23 Chris Conte                  | 37 Keith Tandy            |                         |
| <b>S</b>   | 30 Bradley McDougald            | <u>29 Ryan Smith</u>      |                         |

## SPECIALISTS

|           |                          |                   |                     |
|-----------|--------------------------|-------------------|---------------------|
| <b>P</b>  | 9 Bryan Anger            |                   |                     |
| <b>PK</b> | <u>19 Roberto Aguayo</u> |                   |                     |
| <b>KO</b> | <u>19 Roberto Aguayo</u> | 9 Bryan Anger     |                     |
| <b>H</b>  | 9 Bryan Anger            | 8 Mike Glennon    |                     |
| <b>LS</b> | 48 Andrew DePaola        |                   |                     |
| <b>PR</b> | 11 Adam Humphries        |                   |                     |
| <b>KR</b> | <u>29 Ryan Smith</u>     | 11 Adam Humphries | 10 Cecil Shorts III |

Rookies Underlined

() Denotes Injury

## 2016 TAMPA BAY BUCCANEERS PRONUNCIATION GUIDE

### PLAYERS

|                           |                       |                         |              |
|---------------------------|-----------------------|-------------------------|--------------|
| Jude <b>Adjei-Barimah</b> | EYE-JAY Buh-REE-muh   | Kevin <b>Pamphile</b>   | PAM-feel     |
| <b>Johnthan</b> Banks     | Jonathan              | <b>Jacquizz</b> Rodgers | JAH-quiz     |
| Caleb <b>Benenoch</b>     | ben-en-KNOCK          | <b>Antone</b> Smith     | an-tawn      |
| <b>Gosder</b> Cherilus    | GOZ-der SHARE-uh-luss | <b>Alterraun</b> Verner | AL-ter-on    |
| Chris <b>Conte</b>        | con-tee               | <b>COACHES</b>          |              |
| <b>Lavonte</b> David      | luh-VON-tay           | Mike <b>Bajakian</b>    | buh-JAKE-ian |
| Andrew <b>DePaola</b>     | duh-paw-luh           | Dave <b>Borgonzi</b>    | bore-GON-zee |
| William <b>Gholston</b>   | GOAL-ston             | Nate <b>Kaczor</b>      | Kat-sir      |
| <b>Adarius</b> Glanton    | Uh-Dare-E-Uss         | Dirk <b>Koetter</b>     | Cutter       |
| <b>Ali</b> Marpet         | Alley Mar-PET         | Todd <b>Monken</b>      | Munk-in      |
| Bradley <b>McDougald</b>  | Mc-DOO-guld           | Andrew <b>Weidinger</b> | why-ding-er  |



2016 PLAYTIME PERCENTAGES - OFFENSE

| OFFENSE               | @ATL | @ARI | LA  | DEN | @CAR | @SF | OAK | ATL | CHI | @KC | SEA | @SD | NO | @DAL | @NO | CAR | PLAYS | PCT  |  |
|-----------------------|------|------|-----|-----|------|-----|-----|-----|-----|-----|-----|-----|----|------|-----|-----|-------|------|--|
| <b>TOTAL PLAYS</b>    | 64   | 79   | 90  | 71  | 73   | 75  | 70  |     |     |     |     |     |    |      |     |     | 522   |      |  |
| <b>QUARTERBACKS</b>   |      |      |     |     |      |     |     |     |     |     |     |     |    |      |     |     |       |      |  |
| Winston               | 64   | 79   | 90  | 71  | 73   | 75  | 70  |     |     |     |     |     |    |      |     |     | 522   | 100% |  |
| <b>RUNNING BACKS</b>  |      |      |     |     |      |     |     |     |     |     |     |     |    |      |     |     |       |      |  |
| Rodgers               | N/A  | 17   | 21  | 30  | 68   | 51  | 45  |     |     |     |     |     |    |      |     |     | 232   | 51%  |  |
| Sims III              | 20   | 49   | 68  | 41  | IR   | IR  | IR  |     |     |     |     |     |    |      |     |     | 178   | 59%  |  |
| Martin                | 44   | 13   | IA  | IA  | IA   | IA  | IA  |     |     |     |     |     |    |      |     |     | 57    | 40%  |  |
| A. Smith              | N/A  | N/A  | N/A | N/A | N/A  | 8   | 22  |     |     |     |     |     |    |      |     |     | 30    | 21%  |  |
| Barber                | 0    | IA   | 0   | 0   | 5    | 17  | 3   |     |     |     |     |     |    |      |     |     | 25    | 6%   |  |
| Hansbrough            | PS   | N/A  | N/A | N/A | 0    | N/A |     |     |     |     |     |     |    |      |     |     | 0     | 0%   |  |
| <b>TIGHT ENDS</b>     |      |      |     |     |      |     |     |     |     |     |     |     |    |      |     |     |       |      |  |
| Brate                 | 25   | 33   | 70  | 62  | 54   | 45  | 38  |     |     |     |     |     |    |      |     |     | 327   | 63%  |  |
| Myers                 | 13   | 22   | 43  | 21  | 48   | 28  | 16  |     |     |     |     |     |    |      |     |     | 191   | 37%  |  |
| Stocker               | 37   | 9    | IA  | IA  | IA   | 41  | 39  |     |     |     |     |     |    |      |     |     | 126   | 44%  |  |
| Seferian-Jenkins      | 18   | 34   | N/A | N/A | N/A  | N/A | N/A |     |     |     |     |     |    |      |     |     | 52    | 36%  |  |
| Cross                 | PS   | PS   | 11  | 20  | 11   | 0   | 4   |     |     |     |     |     |    |      |     |     | 46    | 12%  |  |
| <b>WIDE RECEIVERS</b> |      |      |     |     |      |     |     |     |     |     |     |     |    |      |     |     |       |      |  |
| Evans                 | 55   | 69   | 78  | 62  | 64   | 57  | 62  |     |     |     |     |     |    |      |     |     | 447   | 86%  |  |
| Jackson               | 51   | 68   | 77  | 64  | 53   | IR  | IR  |     |     |     |     |     |    |      |     |     | 313   | 83%  |  |
| Humphries             | 49   | 58   | 58  | 39  | 31   | 38  | 48  |     |     |     |     |     |    |      |     |     | 321   | 61%  |  |
| Shepard               | 6    | 14   | 11  | 8   | 14   | 27  | 26  |     |     |     |     |     |    |      |     |     | 106   | 20%  |  |
| Shorts III            | 2    | 9    | IA  | IA  | IA   | 31  | 33  |     |     |     |     |     |    |      |     |     | 75    | 26%  |  |
| Martino               | PS   | PS   | 3   | 6   | N/A  | 17  | 7   |     |     |     |     |     |    |      |     |     | 33    | 11%  |  |
| <b>OFFENSIVE LINE</b> |      |      |     |     |      |     |     |     |     |     |     |     |    |      |     |     |       |      |  |
| Marpet                | 64   | 79   | 90  | 71  | 73   | 75  | 70  |     |     |     |     |     |    |      |     |     | 522   | 100% |  |
| D. Smith              | 64   | 79   | 90  | 71  | 73   | 75  | 70  |     |     |     |     |     |    |      |     |     | 522   | 100% |  |
| Dotson                | 64   | 79   | 90  | 71  | 73   | 70  | 70  |     |     |     |     |     |    |      |     |     | 517   | 99%  |  |
| Pamphile              | 64   | 79   | 76  | 71  | 73   | 75  | 70  |     |     |     |     |     |    |      |     |     | 508   | 97%  |  |
| Hawley                | 64   | 75   | 89  | 70  | 60   | 66  | 70  |     |     |     |     |     |    |      |     |     | 494   | 95%  |  |
| Cherilus              | 0    | 0    | 8   | 2   | 17   | 20  | 6   |     |     |     |     |     |    |      |     |     | 53    | 10%  |  |
| E. Smith              | DNP  | 4    | 17  | 1   | 12   | 9   | 1   |     |     |     |     |     |    |      |     |     | 44    | 10%  |  |
| Bennoch               | IA   | IA   | IA  | IA  | IA   | IA  | IA  |     |     |     |     |     |    |      |     |     | 0     | N/A  |  |
| Wester                | IA   | IA   | IA  | IA  | DNP  | IA  | IA  |     |     |     |     |     |    |      |     |     | 0     | N/A  |  |

**KEY**

- DNP= Did Not Play
- IA= Inactive
- IR/DR= Injured Reserve/Designated to Return
- N/A= Not With Team
- PS= Practice Squad
- PUP= Reserve/Physically Unable to Perform
- R/S= Reserve/Suspended List
- W/\_=With Other Team

2016 PLAYTIME PERCENTAGES - DEFENSE

| DEFENSE            | @ATL      | @ARI      | LA        | DEN       | @CAR      | @SF       | OAK       | ATL | CHI | @KC | SEA | @SD | NO | @DAL | @NO | CAR | PLAYS      | PCT |
|--------------------|-----------|-----------|-----------|-----------|-----------|-----------|-----------|-----|-----|-----|-----|-----|----|------|-----|-----|------------|-----|
| <b>TOTAL PLAYS</b> | <b>65</b> | <b>66</b> | <b>65</b> | <b>72</b> | <b>54</b> | <b>70</b> | <b>94</b> |     |     |     |     |     |    |      |     |     | <b>486</b> |     |

**DEFENSIVE LINE**

|            |       |     |     |     |     |    |    |  |  |  |  |  |  |  |  |  |     |     |
|------------|-------|-----|-----|-----|-----|----|----|--|--|--|--|--|--|--|--|--|-----|-----|
| Gholston   | 40    | 41  | 45  | 54  | 53  | 65 | 54 |  |  |  |  |  |  |  |  |  | 352 | 72% |
| McCoy      | 59    | 57  | 58  | 12  | IA  | 64 | 81 |  |  |  |  |  |  |  |  |  | 331 | 77% |
| Lambert    | IA    | 29  | 51  | 49  | 52  | 31 | 22 |  |  |  |  |  |  |  |  |  | 234 | 56% |
| McDonald   | 54    | 54  | 58  | 58  | IA  | IA | IA |  |  |  |  |  |  |  |  |  | 224 | 84% |
| A. Spence  | 9     | 17  | 12  | 48  | 36  | 39 | 56 |  |  |  |  |  |  |  |  |  | 217 | 45% |
| N. Spence  | 35    | 24  | 12  | 16  | 21  | 42 | 64 |  |  |  |  |  |  |  |  |  | 214 | 44% |
| Ayers Jr.  | 58    | 28  | IA  | IA  | IA  | IA | 71 |  |  |  |  |  |  |  |  |  | 157 | 70% |
| Ward       | IA    | IA  | 14  | 28  | 31  | 9  | IA |  |  |  |  |  |  |  |  |  | 82  | 31% |
| H. Jones   | 2     | 12  | 11  | 20  | 7   | 9  | 16 |  |  |  |  |  |  |  |  |  | 77  | 16% |
| Hughes III | W/CLE | N/A | N/A | N/A | N/A | 6  | 10 |  |  |  |  |  |  |  |  |  | 16  | 7%  |
| J. Smith   | 1     | IR  | IR  | IR  | IR  | IR | IR |  |  |  |  |  |  |  |  |  | 1   | 2%  |

**LINEBACKERS**

|           |     |    |    |    |    |     |     |  |  |  |  |  |  |  |  |  |     |      |
|-----------|-----|----|----|----|----|-----|-----|--|--|--|--|--|--|--|--|--|-----|------|
| Alexander | 65  | 65 | 65 | 72 | 54 | 70  | 94  |  |  |  |  |  |  |  |  |  | 485 | 100% |
| David     | 65  | 66 | 65 | 70 | 54 | 69  | 91  |  |  |  |  |  |  |  |  |  | 480 | 99%  |
| D. Smith  | 27  | 26 | 30 | 40 | 33 | 44  | 36  |  |  |  |  |  |  |  |  |  | 236 | 49%  |
| Glanton   | 0   | 0  | 0  | 0  | 0  | 0   | 1   |  |  |  |  |  |  |  |  |  | 1   | 0%   |
| Keyes     | 0   | 0  | 0  | 0  | PS | N/A | N/A |  |  |  |  |  |  |  |  |  | 0   | 0%   |
| Lynch     | N/A | PS | PS | PS | 0  | 0   | 0   |  |  |  |  |  |  |  |  |  | 0   | 0%   |
| Bond      | IA  | IA | IR | IR | IR | IR  | IR  |  |  |  |  |  |  |  |  |  | 0   | N/A  |

**DEFENSIVE BACKS**

|                |    |    |    |    |    |    |    |  |  |  |  |  |  |  |  |  |     |     |
|----------------|----|----|----|----|----|----|----|--|--|--|--|--|--|--|--|--|-----|-----|
| Grimes         | 65 | 66 | 63 | 72 | 52 | 70 | 93 |  |  |  |  |  |  |  |  |  | 481 | 99% |
| McDougald      | 65 | 63 | 63 | 72 | 54 | 68 | 92 |  |  |  |  |  |  |  |  |  | 477 | 98% |
| Hargreaves III | 65 | 62 | 63 | 70 | 50 | 70 | 93 |  |  |  |  |  |  |  |  |  | 473 | 97% |
| Conte          | 55 | 66 | 57 | 70 | 54 | 69 | 80 |  |  |  |  |  |  |  |  |  | 451 | 93% |
| Adjer-Barimah  | 13 | 4  | 0  | 41 | 21 | 42 | 63 |  |  |  |  |  |  |  |  |  | 184 | 38% |
| Verner         | 27 | 43 | 36 | 0  | 1  | 0  | 0  |  |  |  |  |  |  |  |  |  | 107 | 22% |
| Tandy          | 10 | 3  | 12 | 0  | 4  | 3  | 17 |  |  |  |  |  |  |  |  |  | 49  | 10% |
| Banks          | 0  | 0  | 0  | 0  | 0  | IA | IA |  |  |  |  |  |  |  |  |  | 0   | 0%  |
| Robinson       | 0  | 0  | 0  | 0  | 0  | 0  | 0  |  |  |  |  |  |  |  |  |  | 0   | 0%  |
| R. Smith       | IA | IA | 0  | 0  | 0  | 0  | 0  |  |  |  |  |  |  |  |  |  | 0   | 0%  |

**KEY**

- DNP= Did Not Play
- IA= Inactive
- IR= Injured Reserve
- N/A= Not With Team
- PS= Practice Squad
- PUP=Physically Unable To Perform List
- R/S= Reserve/Suspended List
- S= Suspended
- W/\_=With Other Team

## 2016 TAMPA BAY BUCCANEERS STATISTICS

| 2016 RECORD -- |   |            |                  | WON: 3 | LOST: 4 |
|----------------|---|------------|------------------|--------|---------|
| Aug 11         | L | 9-17       | at Philadelphia  | 69,596 |         |
| Aug 20         | W | 27-21      | at Jacksonville  | 59,782 |         |
| Aug 26         | W | 30-13      | CLEVELAND        | 46,848 |         |
| Sept 1         | L | 13-20      | WASHINGTON       | 42,996 |         |
| -----          |   |            |                  |        |         |
| Sept 11        | W | 31-24      | at Atlanta       | 69,382 |         |
| Sept 18        | L | 7-40       | at Arizona       | 64,230 |         |
| Sept 25        | L | 32-37      | LOS ANGELES      | 55,009 |         |
| Oct 2          | L | 7-27       | DENVER           | 60,375 |         |
| Oct 10         | W | 17-14      | at Carolina      | 73,425 |         |
| -- bye week -- |   |            |                  |        |         |
| Oct 23         | W | 34-17      | at San Francisco | 70,178 |         |
| Oct 30         | L | 24-30 (OT) | OAKLAND          | 61,068 |         |
| Nov 3          |   |            | ATLANTA          |        |         |
| Nov 13         |   |            | CHICAGO          |        |         |
| Nov 20         |   |            | at Kansas City   |        |         |
| Nov 27         |   |            | SEATTLE          |        |         |
| Dec 4          |   |            | at San Diego     |        |         |
| Dec 11         |   |            | NEW ORLEANS      |        |         |
| Dec 18         |   |            | at Dallas        |        |         |
| Dec 24         |   |            | at New Orleans   |        |         |
| Jan 1          |   |            | CAROLINA         |        |         |

|                      | BUCCANEERS  | OPPONENTS   |
|----------------------|-------------|-------------|
| TOTAL FIRST DOWNS    | 151         | 146         |
| Rushing              | 38          | 40          |
| Passing              | 92          | 94          |
| Penalty              | 21          | 12          |
| 3rd Down: Made/Att.  | 37/96 38.5% | 32/94 34.0% |
| 4th Down: Made/Att.  | 2/5 40.0%   | 4/5 80.0%   |
| POSSESSION AVG.      | 30:10       | 29:50       |
| TOTAL NET YARDS      | 2462        | 2730        |
| Avg. Per Game        | 351.7       | 390.0       |
| Total Plays          | 487         | 460         |
| Avg. Per Play        | 5.1         | 5.9         |
| NET YARDS RUSHING    | 794         | 807         |
| Avg. Per Game        | 113.4       | 115.3       |
| Total Rushes         | 202         | 194         |
| NET YARDS PASSING    | 1668        | 1923        |
| Avg. Per Game        | 238.3       | 274.7       |
| Sacked/Yards Lost    | 16/108      | 15/88       |
| Gross Yards          | 1776        | 2011        |
| Att./Completions     | 269/158     | 251/152     |
| Completion Pct.      | 58.7        | 60.6        |
| Had Intercepted      | 9           | 4           |
| PUNTS/AVERAGE        | 38/46.6     | 39/44.3     |
| NET PUNTING AVERAGE  | 42.6        | 40.4        |
| PENALTIES/YARDS      | 47/418      | 61/552      |
| FUMBLES/FUMBLES LOST | 10/3        | 8/6         |
| TOUCHDOWNS           | 19          | 23          |
| Rushing              | 4           | 7           |
| Passing              | 14          | 14          |
| Returns              | 1           | 2           |

| SCORE BY QUARTERS | 1  | 2  | 3  | 4  | OT | TOTAL |
|-------------------|----|----|----|----|----|-------|
| BUCCANEERS        | 22 | 55 | 39 | 36 | 0  | 152   |
| OPPONENTS         | 41 | 47 | 55 | 40 | 6  | 189   |

| SCORING          | TD | R | P  | Rt | PAT   | 2P  | FG    | S | PTS |
|------------------|----|---|----|----|-------|-----|-------|---|-----|
| Evans            | 6  | 0 | 6  | 0  | 0-0   | 1   | 0-0   | 0 | 38  |
| Aguayo           | 0  | 0 | 0  | 0  | 13-15 | 0   | 7-12  | 0 | 34  |
| Brate            | 3  | 0 | 3  | 0  | 0-0   | 0   | 0-0   | 0 | 18  |
| Shepard          | 2  | 0 | 2  | 0  | 0-0   | 0   | 0-0   | 0 | 12  |
| Sims             | 2  | 1 | 1  | 0  | 0-0   | 0   | 0-0   | 0 | 12  |
| Alexander        | 1  | 0 | 0  | 1  | 0-0   | 0   | 0-0   | 0 | 6   |
| Barber           | 1  | 1 | 0  | 0  | 0-0   | 0   | 0-0   | 0 | 6   |
| Myers            | 1  | 0 | 1  | 0  | 0-0   | 0   | 0-0   | 0 | 6   |
| Rodgers          | 1  | 1 | 0  | 0  | 0-0   | 0   | 0-0   | 0 | 6   |
| Seferian-Jenkins | 1  | 0 | 1  | 0  | 0-0   | 0   | 0-0   | 0 | 6   |
| Winston          | 1  | 1 | 0  | 0  | 0-0   | 0   | 0-0   | 0 | 6   |
| Humphries        | 0  | 0 | 0  | 0  | 0-0   | 1   | 0-0   | 0 | 2   |
| BUCCANEERS       | 19 | 4 | 14 | 1  | 13-15 | 2-4 | 7-12  | 0 | 152 |
| OPPONENTS        | 23 | 7 | 14 | 2  | 19-20 | 1-2 | 10-13 | 0 | 189 |

SACKS: McCoy 3.0, N. Spence 3.0, Adjei-Barimah 2.0, Alexander 2.0, McDonald 1.5, Ayers 1.0, David 1.0, Gholston 1.0, A. Spence 0.5. Buccaneers 15.0. Opponents 16.0.

| RUSHING    | No  | Yds | Avg | Lg  | TD |
|------------|-----|-----|-----|-----|----|
| Rodgers    | 88  | 393 | 4.5 | 45  | 1  |
| Sims       | 41  | 116 | 2.8 | 23  | 1  |
| Barber     | 16  | 91  | 5.7 | 44t | 1  |
| Martin     | 25  | 85  | 3.4 | 17  | 0  |
| Winston    | 24  | 65  | 2.7 | 10  | 1  |
| Smith, A.  | 5   | 22  | 4.4 | 6   | 0  |
| Humphries  | 2   | 13  | 6.5 | 7   | 0  |
| Shepard    | 1   | 9   | 9.0 | 9   | 0  |
| BUCCANEERS | 202 | 794 | 3.9 | 45  | 4  |
| OPPONENTS  | 194 | 807 | 4.2 | 28  | 7  |

| RECEIVING        | No  | Yds  | Avg  | Lg  | TD |
|------------------|-----|------|------|-----|----|
| Evans            | 44  | 595  | 13.5 | 45t | 6  |
| Humphries        | 25  | 291  | 11.6 | 42  | 0  |
| Brate            | 23  | 248  | 10.8 | 38  | 3  |
| Jackson          | 15  | 173  | 11.5 | 18  | 0  |
| Sims             | 14  | 112  | 8.0  | 33  | 1  |
| Shepard          | 10  | 123  | 12.3 | 20  | 2  |
| Rodgers          | 9   | 58   | 6.4  | 11  | 0  |
| Martin           | 5   | 34   | 6.8  | 14  | 0  |
| Smith, A.        | 3   | 50   | 16.7 | 30  | 0  |
| Seferian-Jenkins | 3   | 44   | 14.7 | 30t | 1  |
| Myers            | 3   | 23   | 7.7  | 12  | 1  |
| Stocker          | 2   | 8    | 4.0  | 10  | 0  |
| Shorts           | 1   | 12   | 12.0 | 12  | 0  |
| Cross            | 1   | 5    | 5.0  | 5   | 0  |
| BUCCANEERS       | 158 | 1776 | 11.2 | 45t | 14 |
| OPPONENTS        | 152 | 2011 | 13.2 | 68  | 14 |

| INTERCEPTIONS | No | Yds | Avg  | Lg  | TD |
|---------------|----|-----|------|-----|----|
| Alexander     | 1  | 38  | 38.0 | 38t | 1  |
| Grimes        | 1  | 0   | 0.0  | 0   | 0  |
| McDougald     | 1  | 0   | 0.0  | 0   | 0  |
| Smith, Da.    | 1  | -5  | -5.0 | -5  | 0  |
| BUCCANEERS    | 4  | 33  | 8.3  | 38t | 1  |
| OPPONENTS     | 9  | 185 | 20.6 | 60t | 1  |

| PUNTING    | No | Yds  | Avg  | Net  | TB | In20 | Lg | BK |
|------------|----|------|------|------|----|------|----|----|
| Anger      | 38 | 1772 | 46.6 | 42.6 | 3  | 16   | 59 | 0  |
| BUCCANEERS | 38 | 1772 | 46.6 | 42.6 | 3  | 16   | 59 | 0  |
| OPPONENTS  | 39 | 1729 | 44.3 | 40.4 | 1  | 22   | 67 | 0  |

| PUNT RETURNS | Ret | FC | Yds | Avg | Lg | TD |
|--------------|-----|----|-----|-----|----|----|
| Humphries    | 14  | 13 | 133 | 9.5 | 25 | 0  |
| BUCCANEERS   | 14  | 13 | 133 | 9.5 | 25 | 0  |
| OPPONENTS    | 14  | 16 | 92  | 6.6 | 20 | 0  |

| KICKOFF RETURNS | Ret | Yds | Avg  | Lg | TD |
|-----------------|-----|-----|------|----|----|
| R. Smith        | 6   | 83  | 13.8 | 24 | 0  |
| Humphries       | 2   | 29  | 14.5 | 17 | 0  |
| Shorts          | 1   | 19  | 19.0 | 19 | 0  |
| BUCCANEERS      | 9   | 131 | 14.6 | 19 | 0  |
| OPPONENTS       | 8   | 198 | 24.8 | 44 | 0  |

| FIELD GOALS | 1-19 | 20-29 | 30-39 | 40-49 | 50+ | Lg |
|-------------|------|-------|-------|-------|-----|----|
| Aguayo      | 0-0  | 0-0   | 5-6   | 2-5   | 0-1 | 43 |
| BUCCANEERS  | 0-0  | 0-0   | 5-6   | 2-5   | 0-1 | 43 |
| OPPONENTS   | 0-0  | 4-4   | 4-4   | 1-2   | 1-3 | 53 |

Aguayo: (43G) (45WR) (41WL) ( ) (35G, 33RU, 35G, 46WL, 38G) (38G, 37G, 50WR) (41G)  
 OPPONENTS: (34G, 34G, 29G) (22G, 40G) (53G) (38G, 24G) (43WL) (28G) (31G, 50WL, 52W)

FUM/LOST: Winston 4/2, Humphries 2/0, Brate 1/0, Sims 1/0, Smith 1/0, Hawley 1/0.

| PASSING    | Att | Comp | Yds  | Cmp% | Yds/Att | TD | TD% | INT | INT% | Lg  | Sack/Lost | Rating |
|------------|-----|------|------|------|---------|----|-----|-----|------|-----|-----------|--------|
| Winston    | 269 | 158  | 1776 | 58.7 | 6.60    | 14 | 5.2 | 9   | 3.3  | 45t | 16/108    | 81.9   |
| BUCCANEERS | 269 | 158  | 1776 | 58.7 | 6.60    | 14 | 5.2 | 9   | 3.3  | 45t | 16/108    | 81.9   |
| OPPONENTS  | 251 | 152  | 2011 | 60.6 | 8.01    | 14 | 5.6 | 4   | 1.6  | 68  | 15/88     | 97.9   |

## 2016 BUCCANEERS DEFENSIVE STATISTICS

| Player             | Tackles    |           |            | TFL       | Sacks       |             |           | Interceptions |           |          |           | Fumbles  |          |           |          |
|--------------------|------------|-----------|------------|-----------|-------------|-------------|-----------|---------------|-----------|----------|-----------|----------|----------|-----------|----------|
|                    | Solo       | Assist    | Total      |           | Sack        | Yds         | QBP       | INT           | Yds       | TD       | PD        | FF       | FR       | Yds       | TD       |
| Kwon Alexander     | 59         | 8         | 67         | 6         | 2.0         | 2.0         | 6         | 1             | 38        | 1        | 3         | -        | -        | -         | -        |
| Bradley McDougald  | 37         | 4         | 41         | 1         | -           | -           | -         | 1             | 0         | 0        | 5         | -        | -        | -         | -        |
| Lavonte David      | 31         | 9         | 40         | 7         | 1.0         | 7.0         | 3         | -             | -         | -        | 2         | 2        | -        | -         | -        |
| Chris Conte        | 31         | 8         | 39         | -         | -           | -           | -         | -             | -         | -        | 1         | -        | 1        | 10        | 0        |
| Vernon Hargreaves  | 31         | 4         | 35         | 2         | -           | -           | -         | -             | -         | -        | 4         | -        | -        | -         | -        |
| William Gholston   | 20         | 7         | 27         | 4         | 1.0         | 8.0         | 2         | -             | -         | -        | -         | -        | 1        | 0         | 0        |
| Brent Grimes       | 19         | 3         | 22         | -         | -           | -           | -         | 1             | 0         | 0        | 11        | -        | -        | -         | -        |
| Clinton McDonald   | 13         | 5         | 18         | 4         | 1.5         | 8.5         | 2         | -             | -         | -        | -         | -        | -        | -         | -        |
| Jude Adjei-Barimah | 17         | 0         | 17         | 1         | 2.0         | 16.0        | 2         | -             | -         | -        | 2         | 1        | -        | -         | -        |
| Daryl Smith        | 14         | 3         | 17         | 3         | -           | -           | -         | 1             | -5        | 0        | 1         | -        | -        | -         | -        |
| Gerald McCoy       | 10         | 4         | 14         | 3         | 3.0         | 21.0        | 5         | -             | -         | -        | 3         | 1        | 1        | 0         | 0        |
| Akeem Spence       | 2          | 6         | 8          | -         | 0.5         | 0.5         | 1         | -             | -         | -        | -         | -        | -        | -         | -        |
| DaVonte Lambert    | 4          | 3         | 7          | -         | -           | -           | -         | -             | -         | -        | -         | 1        | -        | -         | -        |
| Noah Spence        | 6          | 0         | 6          | 2         | 3.0         | 21.0        | 4         | -             | -         | -        | 1         | 1        | -        | -         | -        |
| Keith Tandy        | 6          | 0         | 6          | -         | -           | -           | -         | -             | -         | -        | 1         | -        | -        | -         | -        |
| Robert Ayers       | 5          | 0         | 5          | 1         | 1.0         | 4.0         | 1         | -             | -         | -        | -         | -        | -        | -         | -        |
| Channing Ward      | 1          | 4         | 5          | -         | -           | -           | -         | -             | -         | -        | -         | -        | -        | -         | -        |
| John Hughes        | 2          | 1         | 3          | -         | -           | -           | -         | -             | -         | -        | -         | -        | -        | -         | -        |
| Alterraun Verner   | 2          | 1         | 3          | -         | -           | -           | -         | -             | -         | -        | 3         | -        | -        | -         | -        |
| Howard Jones       | 1          | 0         | 1          | -         | -           | -           | 1         | -             | -         | -        | -         | -        | 1        | 0         | 0        |
| <b>Totals</b>      | <b>311</b> | <b>70</b> | <b>381</b> | <b>34</b> | <b>15.0</b> | <b>88.0</b> | <b>27</b> | <b>4</b>      | <b>33</b> | <b>1</b> | <b>37</b> | <b>6</b> | <b>4</b> | <b>10</b> | <b>0</b> |

## 2016 SPECIAL TEAMS STATISTICS

| Player           | Tackles   |          |           | Fumbles  |          |          |
|------------------|-----------|----------|-----------|----------|----------|----------|
|                  | Solo      | Assist   | Total     | FF       | FR       | TD       |
| Josh Keyes       | 3         | 0        | 3         | -        | -        | -        |
| Josh Robinson    | 3         | 0        | 3         | -        | -        | -        |
| Adarius Glanton  | 2         | 0        | 2         | -        | -        | -        |
| Russell Shepard  | 2         | 0        | 2         | -        | 1        | 0        |
| Alterraun Verner | 2         | 0        | 2         | -        | -        | -        |
| Roberto Aguayo   | 1         | 0        | 1         | -        | -        | -        |
| Bryan Anger      | 1         | 0        | 1         | -        | -        | -        |
| Chris Conte      | 1         | 0        | 1         | -        | -        | -        |
| Howard Jones     | 1         | 0        | 1         | -        | -        | -        |
| Cameron Lynch    | 1         | 0        | 1         | -        | -        | -        |
| Brandon Myers    | 1         | 0        | 1         | -        | -        | -        |
| Jacquizz Rodgers | 1         | 0        | 1         | -        | -        | -        |
| Keith Tandy      | 1         | 0        | 1         | -        | 1        | 0        |
| <b>Totals</b>    | <b>20</b> | <b>0</b> | <b>20</b> | <b>0</b> | <b>2</b> | <b>0</b> |

| Blocked Kicks |    |     |      |
|---------------|----|-----|------|
|               | FG | PAT | Punt |
| Totals        | 0  | 0   | 0    |

| Own Fumbles    |           |          |          |          |
|----------------|-----------|----------|----------|----------|
|                | Total     | Lost     | OR       | OOB      |
| Cameron Brate  | 1         | 0        | 0        | 1        |
| Joe Hawley     | 1         | 0        | 1        | 0        |
| Adam Humphries | 2         | 0        | 2        | 0        |
| Charles Sims   | 1         | 1        | 0        | 0        |
| Antone Smith   | 1         | 0        | 1        | 0        |
| Jameis Winston | 4         | 2        | 2        | 0        |
| <b>Totals</b>  | <b>10</b> | <b>3</b> | <b>6</b> | <b>1</b> |

| Miscellaneous Tackles/Fumbles |          |          |          |
|-------------------------------|----------|----------|----------|
|                               | Tackles  | FF       | FR       |
| Joe Hawley                    | 3        | 0        | 0        |
| Ali Marpet                    | 2        | 0        | 0        |
| Kevin Pamphile                | 1        | 0        | 0        |
| Charles Sims                  | 3        | 0        | 0        |
| Antone Smith                  | 0        | 0        | 1        |
| Jameis Winston                | 0        | 0        | 3        |
| <b>Totals</b>                 | <b>9</b> | <b>0</b> | <b>4</b> |

### Return Touchdowns

38-yard interception return by Kwon Alexander, vs. L.A., 9/25/16

### Safeties

#### Key

|                             |                        |
|-----------------------------|------------------------|
| TFL - Tackles for Loss      | FF - Forced Fumbles    |
| Yds - Yards                 | FR - Fumble Recoveries |
| QBP - Quarterback Pressures | OR - Own Recovered     |
| PD - Passes Defensed        | OOB - Out of Bounds    |





## TAMPA BAY BUCCANEERS' 2016 PERSONNEL LOG

(By Date)

**January 1** – Placed S **Chris Conte** on Injured Reserve. Promoted LB **Devin Eubanks** to the active roster from the practice squad.

**January 5** – Signed C **Josh Allen**, WR **Andre Davis**, G **Antoine Everett**, C **Ben Gottschalk**, S **Gerod Holliman**, DE **Martin Ifedi**, DT **Derrick Lott**, CB **C.J. Roberts**, CB **Joel Ross**.

**January 6** – Relieved Head Coach **Lovie Smith** of duties.

**January 11** – Contract expired for cornerbacks coach **Gill Byrd**, defensive line coach **Joe Cullen**, defensive coordinator **Leslie Frazier**, wide receivers coach **Andrew Hayes-Stoker**, senior defensive assistant **Larry Marmie**, linebackers coach **Hardy Nickerson**, special teams coordinator **Kevin O'Dea**, safeties coach **Mikal Smith** and defensive quality control **Miles Smith**.

**January 15** – Named **Dirk Koetter** as head coach. Named **Mike Smith** as defensive coordinator.

**January 19** – Named **Mark Duffner** as linebackers coach, **Jay Hayes** as defensive line coach, **Jon Hoke** as secondary coach and **Nate Kaczor** as special teams coordinator.

**January 24** – Named **Todd Monken** as offensive coordinator/wide receivers coach.

**January 25** – Named **Zack Grossi** as assistant to the head coach, **Brett Maxie** as defensive backs coach and **Andrew Weidinger** as assistant wide receivers/game management

**February 5** – Signed DT **Davon Coleman**, DT **Cliff Matthews**, DE **Jermauria Rasco** and WR **Bernard Reedy**. Promoted **Brian McLaughlin** from team operations assistant to scouting assistant.

**February 16** – Named **John Spytek** director of player personnel.

**March 7** – G **Logan Mankins** announced retirement.

**March 8** – Re-signed S **Keith Tandy**. Released LB **Bruce Carter**.

**March 9** – Extended qualifying offers to S **Bradley McDougald** and WR **Russell Shepard**. Tendered LS **Andrew DePaola**, LB **Jeremiah George** and DE **Jacques Smith**.

**March 11** – Signed G **J.R. Sweezy**.

**March 14** – Signed DE **Robert Ayers Jr.**, CB **Brent Grimes** and CB **Josh Robinson**. Re-signed S **Chris Conte**.

**March 18** – Signed LB **Daryl Smith**.

**March 23** – Signed P **Bryan Anger**.

**April 5** – LS **Andrew DePaola** signed exclusive rights contract. S **Bradley McDougald** signed restricted free agent tender.

**April 6** – LB **Jeremiah George** signed exclusive rights contract.

**April 11** – DE **Jacques Smith** signed exclusive rights contract. WR **Russell Shepard** signed restricted free agent tender.

**April 19** – Signed QB **Dan LeFevour**.

**April 25** – Signed RB **Storm Johnson**.

**April 29** – Waived WR **Andre Davis**, LB **Darius Eubanks**, G **Antoine Everett**, S **Gerod Holliman**, DT **Derrick Lott**, S **Kimario McFadden**, LB **Jermauria Rasco** and CB **C.J. Roberts**.

**May 2** – Released K **Connor Barth**. Waived DE **Martin Ifedi**. Signed RB **Peyton Barber**, FB **Tim Brown**, TE **Kivon Cartwright**, LB **Tyson Coleman**, FB **Alan Cross**, T **Taylor Fallin**, RB **Russell Hansbrough**, S **Traveon Henry**, S **Isaiah Johnson**, DT **DaVonte Lambert**, LB **Cassanova McKinzy**, DT **Jontavious Morris**, LB **Luke Rhodes**, OL **Dominique Robertson**, S **Elijah Shumate**, WR **Dez Stewart**, DE **Channing Ward** and T **Leonard Wester**.

**May 5** – Signed OL **Caleb Benenoch** and DB **Ryan Smith**.

**May 6** – Signed LB **Devonte Bond** and CB **Vernon Hargreaves III**.

**May 7** – Signed TE **Danny Vitale**.

**May 9** – Signed LB **Micah Awe**, DT **Travis Britz**, WR **Andre Davis** and T **Kelby Johnson**. Waived TE **Tim Brown**, LB **Tyson Coleman** and DT **Jontavious Morris**.

**May 12** – Awarded S **John Lowdermilk** off of waivers from Minnesota. Signed WR **Freddie Martino** and DE **Noah Spence**. Waived S **Traveon Henry** and WR **Dez Stewart**.

**May 17** – Signed DT **A.J. Francis**. Waived DT **Davon Coleman**.

**May 19** – Waived K **Patrick Murray**.

**May 24** – Placed S **John Lowdermilk** on the Reserve/Retired list.

**May 26** – Signed CB **Javien Elliott** and S **Kimario McFadden**.

**June 7** – Signed K **Roberto Aguayo**.

**July 21** – Waived S **John Lowdermilk** from the Reserve/Retired list

**July 23** – Awarded WR **Jonathan Krause** off of waivers from the Philadelphia Eagles. Waived (non-football injury) OL **Dominique Robertson**.

**July 26** – Signed OL **Joel Hale**. Placed WR **Louis Murphy** and G **J.R. Sweezy** on Active/Physically Unable to Perform list. Placed S **Elijah Shumate** on Active/Non-Football Injury list. Waived OL **Garrett Gilkey** with a failed physical.

**July 28** – Awarded CB **Daniel Davie** off of waivers from the Indianapolis Colts. Waived CB **Joel Ross**.

**August 3** – Signed OL **Caylin Hauptmann**. Waived QB **Dan LeFevour**.

**August 4** – Activated S **Elijah Shumate** from the Active/Non-Football Injury list.

**August 5** – Signed DE **Martin Ifedi**. Placed DE **George Johnson** on Injured Reserve

**August 6** – Waived OL **Caylin Hauptmann**.

**August 8** – Signed OL **Kelvin Palmer**.

**August 15** – Signed DT **Ishmaa'ily Kitchen**. Waived (injured) S **Elijah Shumate**.

**August 20** – Released S **Elijah Shumate** with injury settlement.

**August 22** – Signed T **Kyler Kerbyson**. Waived LB **Cassanova McKinzy**. Waived (injured) **Kelby Johnson**.

**August 28** – Waived DT **Travis Britz**, CB **Daniel Davie**, WR **Andre Davis**, OL **Taylor Fallin**, LB **Jeremiah George**, DE **Martin Ifedi**, RB **Storm Johnson**, DT **Ishmaa'ily Kitchen**, S **Kimario McFadden**, P **Jacob Schum** and TE **Tevin Westbrook**. Released S **Major Wright**.

**August 30** – Signed LB **Jeremiah George** and S **Kimario McFadden**. Placed WR **Louis Murphy** and G **J.R. Sweezy** on Reserve/Physically Unable to Perform list. Waived (injured) WR **Donteea Dye**. Waived OL **Joel Hale**.

**September 3** – Waived C **Josh Allen**, LB **Micah Awe**, RB **Peyton Barber**, DE **Kourtnei Brown**, CB **Javien Elliot**, DT **A.J. Francis**, LB **Jeremiah George**, C **Ben Gottschalk**, RB **Russell Hansbrough**, S **Isaiah Johnson**, T **Kyler Kerbyson**, LB **Josh Keyes**, WR **Jonathan Krause**, WR **Freddie Martino**, S **Kimario McFadden**, OL **Kelvin Palmer**, LB **Luke Rhodes** and TE **Danny Vitale**. Released DT **Cliff Matthews**. Waived (injured) WR **Kenny Bell**, TE **Kivon Cartwright** and WR **Bernard Reedy**.

**September 4** – Signed OL **Josh Allen**, LB **Micah Awe**, RB **Peyton Barber**, WR **Jeremy Butler**, CB **Javien Elliot**, C **Ben Gottschalk**, RB **Russell Hansbrough**, S **Isaiah Johnson**, LB **Josh Keyes** and WR **Freddie Martino** to practice squad.

**September 6** – Signed WR **Cecil Shorts III**. Waived WR **Evan Spencer**.

**September 7** – Waived (injured) RB **Mike James**.

**September 8** – Promoted RB **Peyton Barber** from the practice squad to the active roster. Signed WR **Evan Spencer** to the practice squad.

**September 9** – Released WR **Evan Spencer** from the practice squad.

**September 10** – Promoted LB **Josh Keyes** from the practice squad to the active roster. Waived TE **Alan Cross**. Signed TE **Danny Vitale** to the practice squad. Released LB **Micah Awe** from the practice squad.

**September 12** – Placed DE **Jacquies Smith** on Injured Reserve.

**September 13** – Signed RB **Jacquizz Rodgers**. Signed TE **Alan Cross** and LB **Cameron Lynch** to practice squad.

**September 14** – Signed DT **Rodney Coe** to the practice squad. Released RB **Russell Hansbrough** from the practice squad.

**September 21** – Promoted WR **Freddie Martino** from the practice squad to the active roster. Waived LB **Josh Keyes**. Signed DE **Ryan Russell** to the practice squad.

**September 23** – Signed LB **Josh Keyes**. Promoted TE **Alan Cross** from the practice squad to the active roster. Waived TE **Austin Seferian-Jenkins**. Placed LB **Devante Bond** on Injured Reserve.

**September 23** – Signed WR **Jonathan Krause** to the practice squad.

**October 3** – Signed DT **John Hughes III**. Waived LB **Josh Keyes** and WR **Freddie Martino**.

**October 4** – Promoted WR **Jeremy Butler** from the practice squad to the active roster.

**October 5** – Signed RB **Russell Hansbrough** and LB **Josh Keyes** to the practice squad. Released WR **Jonathan Krause** from the practice squad.

**October 9** – Promoted LB **Cameron Lynch** from the practice squad to the active roster. Waived WR **Jeremy Butler**.

**October 10** – Promoted RB **Russell Hansbrough** from the practice squad to the active roster. Placed RB **Charles Sims III** on Injured Reserve.

**October 11** – Released LB **Josh Keyes** from the practice squad.

**October 17** – Signed RB **Antone Smith**. Waived RB **Russell Hansbrough**. Signed WR **Donteea Dye**, S **Trae Elston**, WR **Freddie Martino** and TE **Tevin Westbrook** to the practice squad.

**October 10** – Promoted WR **Donteea Dye** from the practice squad to the active roster. Placed WR **Vincent Jackson** on Injured Reserve. Signed RB **Russell Hansbrough** to the practice squad.

**October 22** – Promoted WR **Freddie Martino** from the practice squad to the active roster. Waived WR **Donteea Dye**.

**October 25** – Signed WR **Donteea Dye** to the practice squad.

# TAMPA BAY BUCCANEERS' 2016 PERSONNEL LOG

(By Player and Coach)

**Aguayo, Roberto** ..... **K**  
June 7 Signed Contract

**Anger, Bryan** ..... **P**  
March 23 Signed Contract

**Allen, Josh**..... **C**  
January 5 Signed Contract  
September 3 Waived  
September 4 Signed to practice squad

**Awe, Micah** ..... **LB**  
May 9 Signed Contract  
September 3 Waived  
September 4 Signed to practice squad  
September 10 Released from practice squad

**Ayers Jr., Robert** ..... **DE**  
March 14 Signed Contract

**Barber, Peyton** ..... **RB**  
May 2 Signed Contract  
September 3 Waived  
September 4 Signed to practice squad  
September 8 Promoted to active roster

**Barth, Connor** ..... **K**  
May 2 Released

**Bell, Kenny** ..... **WR**  
September 3 Waived (injured)

**Benenoch, Caleb**..... **OL**  
May 5 Signed Contract

**Bond, Devonte**..... **LB**  
May 6 Signed Contract  
September 23 Placed on Injured Reserve

**Brown, Kourtnei** ..... **DE**  
September 3 Waived

**Brown, Tim** ..... **FB**  
May 2 Signed Contract  
May 9 Waived

**Britz, Travis** ..... **DT**  
May 9 Signed Contract  
August 28 Waived

**Butler, Jeremy** ..... **WR**  
September 4 Signed to practice squad  
October 4 Promoted to the active roster  
October 9 Waived

**Byrd, Gill**..... **Cornerbacks Coach**  
January 11 Contract Expired

**Carter, Bruce** ..... **LB**  
March 8 Released

**Cartwright, Kivon** ..... **TE**  
May 2 Signed Contract  
September 3 Waived (injured)

**Coe, Rodney** ..... **DT**  
September 14 Signed to practice squad

**Coleman, Davon**..... **DT**  
February 5 Signed Contract  
May 17 Waived

**Coleman, Tyson** ..... **LB**  
May 2 Signed Contract  
May 9 Waived

**Conte, Chris**..... **S**  
January 1 Placed on Injured Reserve  
March 14 Signed Contract

**Cross, Alan** ..... **FB**  
 May 2 Signed Contract  
 September 10 Waived  
 September 13 Signed to practice squad  
 September 23 Promoted to active roster

**Cullen, Joe** ..... **Defensive Line Coach**  
 January 11 Contract Expired

**Davie, Daniel** ..... **CB**  
 July 28 Awarded off of waivers (IND)  
 August 28 Waived

**Davis, Andre** ..... **WR**  
 January 5 Signed Contract  
 April 29 Waived  
 May 9 Signed Contract  
 August 28 Waived

**DePaola, Andrew** ..... **LS**  
 March 9 Tendered  
 April 5 Signed Exclusive Rights Contract

**Duffner, Mark** ..... **Linebackers Coach**  
 January 19 Named linebackers coach

**Dye, Donteea** ..... **WR**  
 August 30 Waived (Injured)  
 October 17 Signed to practice squad  
 October 19 Promoted to active roster  
 October 25 Signed to practice squad

**Elliott, Javien** ..... **CB**  
 May 26 Signed Contract  
 September 3 Waived  
 September 4 Signed to practice squad

**Elston, Trae** ..... **S**  
 October 17 Signed to practice squad

**Eubanks, Devin** ..... **LB**  
 January 1 Promoted to active roster  
 April 29 Waived

**Everett, Antoine** ..... **G**  
 January 5 Signed Contract  
 April 29 Waived

**Fallin, Taylor** ..... **T**  
 May 2 Signed Contract  
 August 28 Waived

**Francis, A.J.** ..... **DT**  
 May 17 Signed Contract  
 September 3 Waived

**Frazier, Leslie** ..... **Defensive Coordinator**  
 January 11 Contract Expired

**George, Jeremiah** ..... **LB**  
 March 9 Tendered  
 April 5 Signed Exclusive Rights Contract  
 August 28 Waived  
 August 30 Signed Contract  
 September 3 Waived

**Gilkey, Garrett** ..... **OL**  
 July 26 Waived (failed physical)

**Gottschalk, Ben** ..... **C**  
 January 5 Signed Contract  
 September 3 Waived  
 September 4 Signed to practice squad

**Grimes, Brent** ..... **CB**  
 March 14 Signed Contract

**Grossi, Zack** ..... **Assistant to the Head Coach**  
 January 19 Named assistant to the head coach

**Hale, Joel** ..... **OL**  
July 26 Signed Contract  
August 30 Waived

**Hansbrough, Russell** ..... **RB**  
May 2 Signed Contract  
September 3 Waived  
September 4 Signed to practice squad  
September 14 Released from practice squad  
October 5 Signed to practice squad  
October 10 Promoted to active roster  
October 17 Waived  
October 19 Signed to practice squad

**Hargreaves III, Vernon** ..... **CB**  
May 6 Signed Contract

**Hauptmann, Caylin** ..... **OL**  
August 3 Signed Contract  
August 6 Waived

**Hayes, Jay** ..... **Defensive Line Coach**  
January 19 Named defensive line coach

**Hayes-Stoker, Andrew** ..... **Wide Receivers Coach**  
January 11 Contract Expired

**Henry, Traveon** ..... **S**  
May 2 Signed Contract  
May 12 Waived

**Hoke, Jon** ..... **Secondary Coach**  
January 19 Named secondary coach

**Holliman, Gerod** ..... **S**  
January 5 Signed Contract  
April 29 Waived

**Hughes III, John** ..... **DT**  
October 3 Signed Contract

**Ifedi, Martin** ..... **DE**  
January 5 Signed Contract  
May 2 Waived  
August 5 Signed Contract  
August 28 Waived

**Jackson, Vincent** ..... **WR**  
October 19 Placed on Injured Reserve

**James, Mike** ..... **RB**  
September 7 Waived (injured)

**Johnson, George** ..... **DE**  
August 5 Placed on Injured Reserve

**Johnson, Isaiah** ..... **S**  
May 2 Signed Contract  
September 3 Waived  
September 4 Signed to practice squad

**Johnson, Kelby** ..... **T**  
May 9 Signed Contract  
August 22 Waived (injured)

**Johnson, Storm** ..... **RB**  
April 25 Signed Contract  
August 28 Waived

**Kaczor, Nate** ..... **Special Teams Coordinator**  
January 19 Named special teams coordinator

**Kerbyson, Kyler** ..... **T**  
August 22 Signed Contract  
September 3 Waived

**Keyes, Josh** ..... **LB**  
September 3 Waived  
September 4 Signed to practice squad  
September 10 Promoted to active roster  
September 21 Waived  
September 23 Signed Contract  
October 3 Waived  
October 5 Signed to practice squad  
October 11 Release from practice squad

**Kitchen, Ishmaa'ily** ..... **DT**  
August 15 Signed Contract  
August 28 Waived

**Koetter, Dirk** ..... **Head Coach**  
January 15 Named head coach

**Krause, Jonathan**..... **WR**  
July 23 Awarded off of waivers (PHI)  
September 3 Waived  
September 28 Signed to practice squad  
October 5 Released from practice squad

**Lambert, DaVonte** ..... **DT**  
May 2 Signed Contract

**LeFevour, Dan** ..... **QB**  
April 19 Signed Contract  
August 3 Waived

**Lott, Derrick**..... **DT**  
January 5 Signed Contract  
April 29 Waived

**Lowdermilk, John** ..... **S**  
May 12 Awarded off of waivers (MIN)  
May 24 Placed on Reserve/Retired list  
July 21 Waived from Reserve/Retired list

**Lynch, Cameron**..... **LB**  
September 13 Signed to practice squad  
October 9 Promoted to active roster

**Mankins, Logan**..... **G**  
March 7 Announced retirement

**Marmie, Larry** ..... **Senior Defensive Assistant**  
January 11 Contract Expired

**Martino, Freddie** ..... **WR**  
May 12 Signed Contract  
September 3 Waived  
September 4 Signed to practice squad  
September 21 Promoted to active roster  
October 3 Waived  
October 17 Signed to practice squad

**Matthews, Cliff**..... **DT**  
February 5 Signed Contract  
September 3 Released

**Maxie, Brett**..... **Defensive Backs Coach**  
January 19 Named defensive backs coach

**McDougald, Bradley** ..... **S**  
March 9 Qualifying offer extended  
April 5 Signed RFA Tender

**McFadden, Kimario**..... **S**  
April 29 Waived  
May 26 Signed Contract  
August 28 Waived  
August 30 Signed Contract  
September 3 Waived

**McKinzy, Cassanova** ..... **LB**  
May 2 Signed Contract  
August 22 Waived

**McLaughlin, Brian**..... **Scouting Assistant**  
February 5 Promoted from Team Operations Assistant

**Monken, Todd**..... **Offensive Coordinator/Wide Receivers Coach**  
January 19 Named linebackers coach

**Morris, Jontavius** ..... **DT**  
May 2 Signed Contract  
May 9 Waived

**Murphy, Louis** ..... **WR**  
July 26 Placed on Active/PUP list  
August 30 Placed on Reserve/PUP list

**Murray, Patrick**..... **K**  
May 19 Waived

**Nickerson, Hardy** ..... **Linebackers Coach**  
January 11 Contract Expired

**O’Dea, Kevin**..... **Special Teams Coordinator**  
January 11 Contract Expired

**Palmer, Kelvin** ..... **OL**  
August 8 Signed Contract  
September 3 Waived

**Rasco, Jermauria** ..... **DE**  
February 5 Signed Contract  
April 29 Waived

**Reedy, Bernard** ..... **WR**  
February 5 Signed Contract  
September 3 Waived (injured)

**Rhodes, Luke** ..... **RB**  
May 2 Signed Contract  
September 3 Waived

**Roberts, C.J.**..... **CB**  
January 5 Signed Contract  
April 29 Waived

**Robertson, Dominique** ..... **OL**  
May 2 Signed Contract  
July 23 Waived (non-football injury)

**Robinson, Josh** ..... **CB**  
March 14 Signed Contract

**Rodgers, Jacquizz** ..... **RB**  
September 13 Signed Contract

**Ross, Joel**..... **CB**  
January 5 Signed Contract  
July 28 Waived

**Russell, Ryan** ..... **DE**  
September 21 Signed to practice squad

**Schum, Jacob**..... **P**  
August 28 Waived

**Seferian-Jenkins, Austin** ..... **TE**  
September 23 Waived

**Shepard, Russell**..... **WR**  
March 9 Qualifying offer extended  
April 11 Signed RFA Tender

**Shorts III, Cecil**..... **WR**  
September 6 Signed Contract

**Shumate, Elijah** ..... **S**  
May 2 Signed Contract  
July 26 Placed on Active/NFI list  
August 4 Activated from Active/NFI list  
August 15 Waived (Injured)  
August 20 Released with injury settlement

**Sims III, Charles** ..... **RB**  
October 10 Placed on Injured Reserve

**Smith, Antone**..... **RB**  
October 17 Signed contract



**Smith, Daryl** ..... **LB**  
 March 18 Signed Contract  
**Smith, Jacquies**..... **DE**  
 March 9 Tendered  
 April 5 Signed Exclusive Rights Contract  
 September 12 Placed on Injured Reserve  
**Smith, Lovie**..... **Head Coach**  
 January 6 Relieved of duties  
**Smith, Mikal** ..... **Safeties Coach**  
 January 11 Contract Expired  
**Smith, Mike**..... **Defensive Coordinator**  
 January 15 Named defensive coordinator  
**Smith, Miles** ..... **Defensive Quality Control**  
 January 11 Contract Expired  
**Smith, Ryan** ..... **DB**  
 May 5 Signed Contract  
**Spence, Noah** ..... **DE**  
 May 12 Signed Contract  
**Spencer, Evan** ..... **WR**  
 September 6 Waived  
 September 4 Signed to practice squad  
 September 9 Released from practice squad  
**Spytek, John**..... **Director of Player Personnel**  
 February 16 Named director of player personnel  
**Stewart, Dez**..... **WR**  
 May 2 Signed Contract  
 May 12 Waived  
**Sweezy, J.R.** ..... **G**  
 March 10 Signed Contract  
 July 26 Placed on Active/PUP list  
 August 30 Placed on Reserve/PUP list  
**Tandy, Keith** ..... **S**  
 March 8 Signed Contract  
**Vitale, Danny** ..... **TE**  
 May 7 Signed Contract  
 September 3 Waived  
 September 10 Signed to practice squad  
**Ward, Channing** ..... **DE**  
 May 2 Signed Contract  
**Weidinger, Andrew** ..... **Assistant Wide Receivers/Game Management**  
 January 19 Named assistant wide receivers/game management  
**Westbrook, Tevin** ..... **TE**  
 August 28 Waived  
 October 17 Signed to practice squad  
**Wester, Leonard**..... **T**  
 May 2 Signed Contract  
**Wright, Major**..... **S**  
 August 28 Released