



MIAMI DOLPHINS WEEKLY RELEASE

WEEK 9

NEW YORK JETS (3-5) AT MIAMI DOLPHINS (3-4)

SUNDAY, NOV. 6, 2016 | 1 PM ET | HARD ROCK STADIUM | MIAMI GARDENS, FLA.





2016 MIAMI DOLPHINS SCHEDULE

PRESEASON

JAN. 29, 2017

Pro Bowl
Orlando, Fla.

FEB. 5, 2017

Super Bowl LI
Houston, Texas

FEB. 11, 2017

DCCVII
Hard Rock Stadium

APRIL 21, 2017

DCC Celebrity Golf
Tournament

APRIL 27-29, 2017

NFL Draft
Philadelphia, Pa.

DATE	OPPONENT	STADIUM	TIME/ RESULT	NETWORK	RADIO	PRESENTING SPONSOR	GIVEAWAY
Fri., Aug. 12	at New York Giants	MetLife Stadium	W, 27-10	WFOR CBS4	560 WQAM KISS 99.9		
Fri., Aug. 19	at Dallas Cowboys	AT&T Stadium	L, 14-41	WFOR CBS4	560 WQAM KISS 99.9		
Thurs., Aug. 25	Atlanta Falcons	Camping World Stadium	W, 17-6	NBC	560 WQAM KISS 99.9		
Thurs., Sept. 1	Tennessee Titans	Hard Rock Stadium	L, 10-21	WFOR CBS4	560 WQAM KISS 99.9		

REGULAR SEASON

DATE	OPPONENT	STADIUM	TIME/ RESULT	NETWORK	RADIO	PRESENTING SPONSOR	GIVEAWAY
Sun., Sept. 11	at Seattle Seahawks	CenturyLink Field	L, 10-12	CBS	560 WQAM KISS 99.9		
Sun., Sept. 18	at New England Patriots	Gillette Stadium	L, 24-31	CBS	560 WQAM KISS 99.9		
Sun., Sept. 25	Cleveland Browns	Hard Rock Stadium	W, 30-24 (OT)	CBS	560 WQAM KISS 99.9	Publix	Jersey Flag Twirler
Thurs., Sept. 29	at Cincinnati Bengals	Paul Brown Stadium	L, 7-22	NFL Network	560 WQAM KISS 99.9		
Sun., Oct. 9	Tennessee Titans	Hard Rock Stadium	L, 17-30	CBS	560 WQAM KISS 99.9		"I AM A CANCER FIGHTER" Card Giveaway
Sun., Oct. 16	Pittsburgh Steelers	Hard Rock Stadium	W, 30-15	CBS	560 WQAM KISS 99.9		
Sun., Oct. 23	Buffalo Bills	Hard Rock Stadium	W, 28-25	CBS	560 WQAM KISS 99.9	AARP Foundation	Roller Banner
BYE WEEK							
Sun., Nov. 6	New York Jets	Hard Rock Stadium	1 p.m.	CBS	560 WQAM KISS 99.9		
Sun., Nov. 13	at San Diego Chargers	Qualcomm Stadium	4:05 p.m.*	CBS	560 WQAM KISS 99.9		
Sun., Nov. 20	at Los Angeles Rams	Los Angeles Memorial Coliseum	4:05 p.m.*	FOX	560 WQAM KISS 99.9		
Sun., Nov. 27	San Francisco 49ers	Hard Rock Stadium	1 p.m.*	FOX	560 WQAM KISS 99.9		
Sun., Dec. 4	at Baltimore Ravens	M&T Bank Stadium	1 p.m.*	CBS	560 WQAM KISS 99.9		
Sun., Dec. 11	Arizona Cardinals	Hard Rock Stadium	1 p.m.*	FOX	560 WQAM KISS 99.9		
Sat., Dec. 17	at New York Jets	MetLife Stadium	8:25 p.m.	NFL Network	560 WQAM KISS 99.9		
Sat., Dec. 24	at Buffalo Bills	New Era Field	1 p.m.	CBS	560 WQAM KISS 99.9		
Sun., Jan. 1	New England Patriots	Hard Rock Stadium	1 p.m.*	CBS	560 WQAM KISS 99.9	Hard Rock Hotel	

* Game subject to flexible scheduling in Weeks 5-15 and Week 17
All times Eastern



All Dolphins games can be heard on 560 WQAM and Kiss 99.9, the flagship stations of the Miami Dolphins Radio Network, Dolphins.com and throughout South and Central Florida on stations that make up The Miami Dolphins Radio Network. In addition to the game broadcasts, the stations will feature expanded pre-, halftime and postgame shows. Dolphins fans who tune into Miami's Sportsradio 560 WQAM will have the opportunity to listen to live broadcasts of Head Coach Adam Gase's day-after game press conferences and "Dolphins Friday," a day of Dolphins' centric-content on the station featuring interviews with players, coaches, and team executives.

2016 AFC EAST STANDINGS

TEAM	W	L	PCT	PF	PA
Patriots	7	1	.875	217	132
Bills	4	4	.500	212	172
Dolphins	3	4	.429	146	159
Jets	3	5	.375	150	208

MIAMI DOLPHINS MEDIA WEBSITE

media.miamidolphins.com

The Miami Dolphins have recently launched a new media website, featuring everything a media member needs to cover the team. Visitors can find transcripts, press releases, weekly releases, credentials, notes, gamebooks, flip cards an archive of old media guides and gamebooks and more by visiting media.miamidolphins.com.



WEEK 9: N.Y. JETS TABLE OF CONTENTS

MEDIA INFORMATION	2-3
HURRICANE MATTHEW RELIEF EFFORTS	4-5
DOLPHINS EN ESPAÑOL	6
TEAM NOTES	7
OFFENSE NOTES	8-9
DEFENSE NOTES	10-11
SPECIAL TEAMS NOTES	12
WHAT TO LOOK FOR...	13
THE DOLPHINS VS. THE JETS	14-16
THE LAST TIME THEY MET...	17
HARD ROCK STADIUM MODERNIZATION	18-19
DOLPHINS ON THE AIR	20
RISE YOUTH PROGRAM AWARDS IN THE COMMUNITY	21 22
DEPTH CHART	23
PROJECTED CONTRIBUTORS	24-25
TRANSACTIONS	26-27
NUMERICAL ROSTER	28
ALPHABETICAL ROSTER	29
POSITIONAL ROSTER/PRONUNCIATIONS	30
HOW THEY WERE ACQUIRED	31
2016 GAME RECAPS	32-38
STEPHEN M. ROSS	39
MIKE TANNENBAUM	40
CHRIS GRIER	41
ADAM GASE	42
THE COACHING STAFF	43-44
PLAYER BIOS	45-99
SUPPLEMENTAL BIOS	101-106
SUPPLEMENTAL STATISTICS	107-119
THE LAST TIME...	120-125
LAST WEEK'S GAME BOOK	126-142
NFL STANDINGS	143



WEEKLY MEDIA SCHEDULE: WEEK 9 VS. N.Y. JETS

1	TUE	2	WED	3	THU	4	FRI	5	SAT	6	SUN	7	MON
<p><u>Open Locker Room</u> 11:35 a.m. - 12:20 p.m.</p> <p><u>Practice*</u> 1:15 - 3 p.m.</p> <p>Head Coach Adam Gase available following practice (media work room)</p>	<p><u>Open Locker Room</u> 11:35 a.m. - 12:20 p.m.</p> <p><u>Practice*</u> 1:15 - 2:45 p.m.</p> <p>Head Coach Adam Gase available following practice (media work room)</p> <p><u>Conference Calls</u> 3:45 p.m. - Jets QB Ryan Fitzpatrick 4 p.m. - Jets Head Coach Todd Bowles</p>	<p><u>Open Locker Room</u> 12:35 - 1:20 p.m.</p> <p><u>Coordinators</u> 1:30 p.m. (team meeting room)</p>	<p><u>Practice*</u> 1 - 2 p.m.</p> <p><u>Open Locker Room</u> Following practice</p> <p>Head Coach Adam Gase available following practice (media work room)</p>	<p>No media availability</p>	<p><u>Week 9</u> vs. N.Y. Jets Kickoff - 1 p.m. TV - CBS</p>	<p>TBD - Head Coach Adam Gase Press Conference</p>							

* Practice will be open to media for approximately 30 minutes

PREGAME/IN-GAME ENTERTAINMENT

DOLPHINS ON THE AIR

Television:	WFOR-TV (CBS 4 - Miami-Ft. Lauderdale) WPEC-TV (West Palm Beach) WINK-TV (Ft. Myers)	
Broadcasters:	Greg Gumbel - Play-By-Play Trent Green - Color Analyst Jamie Erdahl - Sideline	
Local Radio:	Dolphins Radio Network KISS 99.9-FM WQAM 560-AM	
Broadcasters:	Jimmy Cefalo - Play-By-Play Bob Griese - Color Analyst Joe Rose - Color Analyst Kim Bokamper - Sideline	
Spanish Radio:	Dolphins Spanish Radio WMYM-990 AM	
Broadcasters:	Raul Striker Jr. - Play-By-Play Eduardo Martell - Color Analyst	



Game Day Sponsor: Bank of America

National Anthem: Retired Naval Petty Officer, 1st Class, Generald Wilson

Colors Presented By: In honor of Salute to Service, today's colors are presented by 1 honor guard from each branch of the military:

- Army Color Guard from U.S. SOUTHERN COMMAND
- United States Marine Corps 4th Civil Affairs
- Navy Operational Support Center West Palm Beach and Navy Recruiting District Miami
- Homestead Air Reserve Base Honor Guard
- US Coast Guard Base Miami Beach Color Guard Team

Flyover: C130 from Patrick Air Force Base

Pregame Entertainment: Cheerleader Performance. More than 200 combat veterans holding the American flag.

Alumni Captains: Dwight Stephenson, Jim Jensen and Jeff Cross

Everyday Heroes: Major General Richard Beltson, U.S. Army (Ret.), and his son, Lieutenant Colonel Steve Beltson, U.S. Army (Ret.)

Halftime Entertainment: Salute to Service Dance Production with your Miami Dolphins Cheerleaders and Dance Theatre.

COMMUNICATIONS DEPARTMENT



JASON JENKINS

Sr. Vice President,
Communications &
Community Affairs

O: 954-452-7174
M: 954-290-6864
JJenkins@dolphins.com



MATT TAYLOR

Director of
Football
Communications

O: 954-452-7179
M: 954-649-7505
MattTaylor@dolphins.com



THERESA MANAHAN

Corporate
Communications
Manager

O: 305-943-1451
M: 904-838-7160
TManahan@dolphins.com



BRETT BRECHEISEN

Football
Communications
Manager

O: 954-452-7190
M: 954-663-1255
BBrecheisen@dolphins.com



RENZO SHEPPARD

Football
Communications
Manager

O: 954-452-7144
M: 904-616-1538
RSheppard@dolphins.com



GAYLE BADEN

Communications
Coordinator

O: 954-452-7173
M: 954-610-8660
GBaden@dolphins.com



SYDNEY WADE

Communications
Coordinator

O: 954-452-7198
M: 305-720-5131
SWade@dolphins.com



JOSEPH BUSATTO

Communications
Staff Assistant

O: 954-452-7110
M: 305-989-2032
JBusatto@dolphins.com



MIAMI DOLPHINS MEDIA WORKROOM ACCESS & PARKING INFORMATION FOR THE 2016 SEASON

As a reminder, the workroom for accredited media covering the Miami Dolphins is located behind the Dolphins Pro Shop at the Baptist Health Training Facility at Nova Southeastern University. Access to the media workroom is granted by the Communications Staff to members of the media upon their arrival at training camp.

Parking passes are distributed by the Communications Department. The passes **need to be clearly displayed** to gain entry into the media parking areas. Media parking is available at the Nova Southeastern University Medical School garage (HPD Garage), which is next to the Dolphins Pro Shop, and located near the intersection of University Drive and S.W. 30th Street, between Griffin Road and I-95. Access to this garage is off University Drive and S.W. 30th Street. In the event the HPD Garage is full, the overflow media parking will be in the AUX Parking Lot next to the NOVA Softball fields.

PLEASE NOTE – ALL MEDIA ARE ASKED TO PARK ON THE SECOND FLOOR OF THE HPD GARAGE. PARKING ON THE FIRST FLOOR IS RESERVED FOR NOVA PATIENTS ONLY. THE GARAGE WILL BE MONITORED BY NOVA AND THOSE WHO PARK ON THE FIRST FLOOR WILL BE TICKETED.

PLEASE PREARRANGE ALL LIVE TRUCK PARKING through the Miami Dolphins Communications Department.

DIRECTIONS TO PARKING GARAGE AT NOVA SOUTHEASTERN UNIVERSITY

FROM I-95 OR FLORIDA'S TURNPIKE

Exit at I-595; proceed west to University Drive exit
Turn left (south) onto University Drive
Proceed to S.W. 30th Street (Abe Fischler Blvd.) turn left (east)
Proceed past the Miami Dolphins facility to Ray Ferrero Jr. Blvd.
Turn right and parking garage will be on your right.

UNIVERSITY DRIVE

From north of I-595
Take University Drive south past I-595 to S.W. 30th Street (Abe Fischler Blvd.) turn left (east).
Proceed past the Miami Dolphins facility to Ray Ferrero Jr. Blvd.
Turn right and parking garage will be on your right.

FROM SOUTH OF GRIFFIN ROAD

Take University Drive north past Griffin Road to S.W. 30th Street (Abe Fischler Blvd.) turn right (east)
Proceed past the Miami Dolphins facility to Ray Ferrero Jr. Blvd.
Turn right and parking garage will be on your right.





HURRICANE MATTHEW RELIEF EFFORTS



American
Red Cross



unicef



PROJECT
MEDISHARE

TEXT **FINSDONATE** TO **243725**
TO MAKE A DONATION.

DATA RATES MAY APPLY.

The Miami Dolphins organization will commit **\$100,000** from its foundation to support relief efforts in Haiti, Cuba, The Bahamas and communities in Florida impacted by Hurricane Matthew. One hundred percent of these funds will provide much needed support in both the near and long term for impacted areas.

In addition, the organization announced **opportunities for fans to aid these efforts throughout the month of October** and most notably during the three-week span of home games at Hard Rock Stadium (Oct. 9 vs. Tennessee Titans, Oct. 16 vs. Pittsburgh Steelers and Oct. 23 vs. Buffalo Bills):

- **All proceeds from the game day 50/50 raffles** at Hard Rock Stadium will go towards relief efforts in the aforementioned impacted areas.
- **Ticket holders can donate supplies for relief efforts at stadium gates throughout October.** For a full list of items to donate, please visit <http://tinyurl.com/finsdonate>.
- Fans can visit Dolphins.com for **links to relief organizations to make additional donations (in-kind and monetary).**

The Dolphins are **committed to giving back** as stewards of the community with an employee, fan and volunteer base stretching throughout Florida and the Caribbean Islands. For additional information about the team's community programs, please visit <http://www.dolphins.com/community/>.



MIAMI DOLPHINS RETURN FROM TRAVELS TO ISLANDS OF THE BAHAMAS, HAITI WITH RENEWED COMMITMENT TO HURRICANE MATTHEW RELIEF



Miami Dolphins SVP Jason Jenkins and Safety Michael Thomas with children in Freeport, Bahamas

Miami – The Miami Dolphins spent part of their bye week traveling to The Bahamas and Haiti for Hurricane Matthew relief efforts.

On Friday, Oct. 28, current player Terrence Fede and cheerleader Amina, both of Haitian descent, along with Senior Vice Presidents Nat Moore and Jason Jenkins and Dolphins staff flew to Port-au-Prince, Haiti to deliver medical supplies, safe water solutions and generators to help rebuild homes. The visit was arranged in conjunction with the City of North Miami and the North Miami Police Department.

The Dolphins on Thursday, Oct. 27 visited Freeport in the Grand Bahamas. Dolphins player Michael Thomas, his wife Gloria, Dolphins President & CEO Tom Garfinkel, Moore, Jenkins, alumnus Dwight Stephenson along with staff delivered supplies building supplies, met with local officials and visited some of the impacted areas.

This followed the Miami Dolphins Foundation presentation on Wednesday, Oct. 26 of a \$20,000 check to The Miami Foundation Give2Cuba Fund with proceeds directed towards those impacted by the widespread devastation in Cuba.

For additional information about the team's community programs, please visit <http://www.dolphins.com/community>.



Miami Dolphins President & CEO Tom Garfinkel in William's Town, Bahamas.



Defensive end Terrence Fede distributes backpacks to school children in Haiti



DOLPHINS EN ESPAÑOL

LOS DOLPHINS JUEGAN LOS JETS A TERMINAR EL "HOMESTAND"

Los Dolphins vuelven a casa para su cuarto partido consecutivo en casa contra los N.Y. Jets, el domingo 6 de noviembre a 1 p.m. El partido concluirá un "homestand" que se extiende 44 días entre partidos fuera de casa.

Miami está 1-1 en la AFC East esta temporada con una victoria 28-25 contra Buffalo en la semana 7.

"HOMESTAND" DE 44 DIAS

Empezando con unos de los primeros meses más difíciles de un calendario de la NFL en más de una década, los Dolphins se quedarán en casa durante todo el mes de octubre. Miami no juega otro partido fuera de casa hasta el 13 de noviembre en San Diego, un lapso de 44 días entre partidos fuera de casa. De acuerdo con el Elias Sports Bureau, es el tiempo más largo entre los partidos fuera de casa por un equipo de la NFL en una sola temporada desde la fusión de la NFL en 1970, con exclusión de la temporada de 1982, que fue interrumpido por un paro laboral.

El "homestand" de Miami incluye juegos contra Tennessee (9 de octubre), Pittsburgh (16 de octubre), Buffalo (23 de octubre), una semana de descanso (30 de octubre) y se cierra con un partido en casa contra los New York Jets (Nov. 6).

ÉXITO EN CASA

Los Dolphins han ganado cuatro de sus últimos cinco partidos en casa, que data del final de 2015 con un juego contra New England. La última vez que los Dolphins ganaron cuatro de cinco partidos en casa fue durante las temporadas 2012-13. La victoria de la semana pasada contra Buffalo también fue la tercera victoria en casa de los Dolphins de la temporada de 2016, que coincide con el total del equipo en 2015.

EL HOMBRE DE 200 YARDAS

RB Jay Ajayi entra el juego contra los Jets con dos juegos consecutivos con 200 yardas por tierra y es uno de los únicos cuatro jugadores en conseguir esto en la historia de la NFL. Él corrió 214 yardas en la Semana 7 vs Buffalo y 204 yardas en la semana 6 vs Pittsburgh, por un total de 418 yardas en sus últimos dos partidos.

- Ajayi se unió a O.J. Simpson (1973 y 1976), Earl Campbell (1980) y Ricky Williams (2002) como los únicos jugadores en la historia de la NFL que ha corrido más de 200 yardas en juegos consecutivos.
- Ajayi es el único jugador desde la fusión (1970) que ha corrido 200 yardas en dos de tres partidos al comenzar su carrera.
- Ajayi es uno de sólo 27 jugadores de la NFL que ha corrido 200 yardas en múltiples juegos en una carrera y una de 19 que corrió 200 yardas en juegos múltiples en la misma temporada.
- Sus dos juegos de 200 yardas son las más altas en avance de yardas de esta temporada.
- Los últimos jugadores de la NFL que corrieron más de 200 yardas fueron Tampa Bay RB Doug Martin y Seattle RB Thomas Rawls, 235 yardas y 209, respectivamente, el 22 de noviembre de 2015.
- Ajayi cuenta con dos de 10 juegos de 200 yardas en la NFL desde el 2013.
- Es uno de sólo cuatro jugadores que ha corrido más de 200 yardas en la historia de los Dolphins.
- Sus 214 yardas contra los Buffalo Bills en la semana 7 fueron la tercera mayor en la historia de los Dolphins (incluyendo playoffs) y la mayor cantidad desde cuando RB Ricky Williams corrió 216 yardas el 9 de diciembre de 2002 contra Chicago.

AJAYI ENTRE LÍDERES DE LA LIGA

Con un promedio de 6.37 (min. 30 acarreo), **RB Jay Ajayi** lidera la NFL por más de una yarda por acarreo (Buffalo RB LeSean McCoy es el segundo, con un promedio de 5.34 yardas por acarreo). Si la temporada terminara hoy, su promedio sería la más alta por un corredor de la NFL desde 2010, cuando RB Jamaal Charles de Kansas City promedio 6.38 yardas por acarreo. También sería el segundo más alto en la historia del equipo detrás de la 6.4 de Mercury Morris en 1973. Ajayi tiene 84 acarreo de 535 yardas y cinco touchdowns este temporada.

CORREDOR DE 200 YARDAS Y RECEPTOR DE 100 YARDAS

Los Dolphins lograron algo en la Semana 7 vs Buffalo que ningún equipo de la NFL había conseguido desde 2007 cuando RB Jay Ajayi corrió más de 200 yardas y **WR Kenny Stills** alcanzó 100 yardas por aire. El dúo fueron los primeros compañeros de equipo de la NFL de alcanzar 100 yardas por el aire y 200 yardas por tierra recibiendo el rendimiento en el mismo juego desde el 16 de septiembre de 2007. Jamal Lewis de Cleveland corrió 216 yardas, y también Braylon Edwards alcanzó 146 yardas por aire y Kellen Winslow tenía 100 yardas.

"JUICE" EN CAMINO A OTROS 100 RECIBIMIENTOS DE LA TEMPORADA

Con 46 recibimientos en los primeros siete partidos de la temporada, **WR Jarvis Landry** está en camino a alcanzar 105 recibimientos, que se parecen mucho a los recibimientos en una temporada récord del equipo de 110 recibimientos que se fijó el año pasado. 46 recibimientos de Landry en los primeros siete partidos hacen que sea la segunda vez en la historia del equipo de las primeras siete semanas de la temporada, y cuatro por delante de donde él estaba en este punto durante la temporada récord del 2015.

AÑO MUY EFICIENTE PARA TANNEHILL

A través de los primeros siete juegos de la temporada de 2016, **QB Ryan Tannehill** tiene un promedio de 8.11 yardas por intento de pase, que es cuarto en la NFL esta temporada y la novena marca mejor en la historia del equipo a través de siete juegos.

Tannehill ha mejorado en más de 0.7 yardas por pase en los primeros siete juegos de cualquier otra temporada en su carrera. Su número más alto fue de 7.33 yardas por pase a través de los primeros siete juegos de la temporada de 2015.

LA DEFENSA DE LOS DOLPHINS SUBE EN TERCER DOWN

La defensa de los Dolphins fue diseñada para ser un frente de ataque que prosperó en las jugadas críticas y a través de siete juegos de la temporada 2016. La defensiva de Miami lidera la NFL en porcentaje de conversión en tercer down, la celebración de la oposición a sólo una tasa de éxito del 31.3 por ciento en terceros downs, más de ocho puntos porcentuales mejor que el promedio de la liga que es 40.0.

La defensa de los Dolphins también ha sido eficaz en todo tipo de situaciones en tercer down. Se clasifican en la superior 10 equipos de la liga en las tres métricas de conversión en tercer down - tercera y corto (Empatado en número tres, 45,5 pct.), tercera y medio (número nueve, 36,0 pct.) y la tercera y de larga (número nueve, 22,4 pct.).

ALONSO ENTRE MEJORES "TACKLERS" DEL AFC

LB Kiko Alonso es sexto en la AFC en "tackles" totales a través de las primeras ocho semanas de la temporada regular. Alonso también es primero en el equipo con 61 "tackles". S Reshad Jones fue quinto en la AFC con 51 "tackles" totales después de la Semana 6 antes de ser colocado en la reserva de lesionados con una lesión de final de temporada

DEFENSA SE INTENSIFICA EN DOS VICTORIAS CONSECUTIVAS

La defensa ha jugado intensamente en dos victorias consecutivas para Miami. La unidad aguantó los Steelers (297) y los Bills (267) a menos de 300 yardas en total. Ambos totales fueron las segundas más bajas salidas de la temporada para cada equipo. Es sólo la segunda vez desde el inicio de la temporada 2014 que los Dolphins aguantan oponentes a menos de 300 yardas en total consecutivas.





TEAM NOTES

DOLPHINS HOST JETS TO WRAP UP HOMESTAND

The Dolphins stay home for their **fourth consecutive home game** when they **host the N.Y. Jets on Sunday, Nov. 6 at 1 p.m.** The contest wraps up a homestand that spanned 44 days between road games for Miami.

Miami is **1-1 in AFC East play** this season with a 28-25 win over Buffalo in Week 7 and a 31-24 loss at New England in Week 2.

44-DAY HOMESTAND

Despite having one of the most difficult opening months of an NFL schedule in more than a decade, **the Dolphins remained at home for the entire month of October.** In fact, Miami doesn't play another road game until Nov. 13 at San Diego, **a span of 44 days between road games.** According to the Elias Sports Bureau, that is **the longest length of time between road games by an NFL team in a single season since the NFL merger in 1970,** excluding the 1982 season which was interrupted by a work stoppage.

Miami's homestand included games vs. Tennessee (Oct. 9), Pittsburgh (Oct. 16), Buffalo (Oct. 23), a bye week (Oct. 30) and closes with a home contest vs. the N.Y. Jets this Sunday.

HOME SUCCESS

The Dolphins have won four of their past five home games, dating back to the 2015 season finale against New England. **The last time the Dolphins won four of five home games was during the 2012-13 seasons.** The Week 7 vs. Buffalo was also **the Dolphins' third home win of the 2016 season.** It matches the team's total from 2015.

WINNING THE T.O.P.

The Dolphins **have dominated the time of possession** for two consecutive games, the first two times the team has won that statistic under Head Coach Adam Gase. **In Miami's Week 6 matchup against Pittsburgh, the Dolphins had the football for 36:30.**

Miami continued the trend even further **in Week 7 vs. Buffalo,** when the **offense had the ball for 37:02.** It was the third-longest time of possession the Dolphins have had since 2012, and **the largest disparity since Oct. 19, 2014 at Chicago.** The Dolphins have now **posted two of the team's four-longest time of possession games since 2012 in their past two games.**

THE BEGINNING OF THE GASE ERA

Adam Gase was named the **12th head coach in Miami Dolphins history** on Jan. 9, 2016. Here is a look at all 12 Dolphins head coaches in the franchise's 51-year history:

ALL-TIME MIAMI DOLPHINS HEAD COACHES

HEAD COACH	COLLEGE	YEAR	RECORD
George Wilson	Northwestern	1966-69	15-39-2
Don Shula	John Carroll	1970-95	257-133-2
Jimmy Johnson	Arkansas	1996-99	36-28
Dave Wannstedt	Pittsburgh	2000-04	42-31
Jim Bates*	Tennessee	2004	3-4
Nick Saban	Kent State	2005-06	15-17
Cam Cameron	Indiana	2007	1-15
Tony Sparano	New Haven	2008-11	29-32
Todd Bowles*	Temple	2011	2-1
Joe Philbin	Washington & Jefferson	2012-15	24-28
Dan Campbell*	Texas A&M	2015	5-7
ADAM GASE	MICHIGAN STATE	2016-	3-4

* Interim Head Coach

NUMEROUS NEWCOMERS

Not only do the Dolphins have a new head coach in **Adam Gase**, but **25 players, or 48.1 percent,** of the team's current 52-man roster are new faces from the end of the 2015 season.

TYPE OF ACQUISITION	NO.
Free Agent	13
Drafted	6
Unrestricted Free Agent	2
Trade	2
Waivers	2
TOTAL	25

* Roster as of Oct. 31, 2016

BREAKING DOWN THE DOLPHINS ROSTER:

Here is how the Dolphins' 52-man roster breaks down:

- There are 22 offensive players, 27 defensive players and three specialists.
- Of the 52 players on Miami's roster, **19 of them (36.5 pct.) were drafted by the Dolphins.**
- Miami also has six undrafted college free agents on the roster that began their NFL careers with the Dolphins, bringing the total to **25 of the 52 players (48.1 pct.) that began their NFL careers with the Dolphins.**
- Of Miami's 52 players, **15 of them (28.8 pct.) were not selected in the NFL draft.**
- A total of **41 of the 53 players (77.4 pct.) are 28 years old or younger.**

THE DOLPHINS ROSTER:

BY DRAFT ROUND:

ROUND	NO.
1st	8 players
2nd or 3rd	9 players
4th or 5th	12 players
6th or 7th	8 players
Undrafted	15 players

BY EXPERIENCE:

YEARS	NO.
Rookie-1	9 players
2-3	16 players
4-5	11 players
6-9	13 players
10-plus	3 players

BY AGE:

AGE	NO.
22-24	21 players
25-28	20 players
29-32	9 players
33-plus	2 players

* All ages as of kickoff date (11/6/16)

UP NEXT: THE SAN DIEGO CHARGERS

The Dolphins hit the road next week for **the first time since September 29** when they head to Southern California for a two-game West Coast swing. Miami will **meet the San Diego Chargers on Sunday, Nov. 13 at 4:05 p.m. Eastern,** its eighth straight game against an AFC opponent.

It will be **the second consecutive season that Miami has played at the Chargers** as the two teams also met in San Diego on Dec. 20, 2015, with the Chargers taking a 30-14 decision.



OFFENSE NOTES

THE 200-YARD MAN

RB Jay Ajayi enters the Jets game coming off back-to-back 200-yard rushing performances and is one of only four players to accomplish that feat in NFL history. He rushed for 214 yards in Week 7 vs. Buffalo and 204 yards in Week 6 vs. Pittsburgh, totaling 418 yards in his past two contests.



- Ajayi joined O.J. Simpson (1973 and 1976), Earl Campbell (1980) and Ricky Williams (2002) as the only players in NFL history to rush for 200-plus yards in consecutive games.
- Ajayi is the only player since the merger (1970) to rush for 200 yards in two of his first three career starts.
- Ajayi is one of just 27 NFL players to ever rush for 200 yards in multiple games in a career and one of 19 to rush for 200 yards in multiple games in the same season.
- His two 200-yard games are the highest single-game performances in the NFL this season.
 - The last NFL players to rush for 200-plus yards were Tampa Bay RB Doug Martin and Seattle RB Thomas Rawls, who rushed for 235 and 209 yards respectively on Nov. 22, 2015.
- Ajayi owns two of the NFL's 10 200-yard rushing performances since 2013.
- He is one of just four players to rush for 200-plus yards in Dolphins history.
- His 214 yards vs. Buffalo in Week 7 were the third-most in Dolphins history (including playoffs) and the most since RB Ricky Williams rushed for 216 yards on Dec. 9, 2002 vs. Chicago.

TWO OF THE BEST PERFORMANCES IN DOLPHINS HISTORY

In the past two weeks, RB Jay Ajayi has produced two of the top five rushing performances in the Dolphins' illustrious 51-year history. His rushing totals rank No. 3 and No. 5 all-time, and No. 3 and No. 4 all-time in regular season contests.

MOST RUSHING YARDS IN A SINGLE GAME - DOLPHINS HISTORY

RK	PLAYER	DATE	OPP	ATT	YDS	AVG	TD
1.	Ricky Williams	12/1/02	at Buf.	27	228	8.4	2
2.	Ricky Williams	12/9/02	Chi.	31	216	7.0	2
3.	JAY AJAYI	10/23/16	BUF.	28	214	7.6	1
4.	Lamar Smith	12/30/00*	Ind.	40	209	5.2	2
5.	JAY AJAYI	10/16/16	PIT.	25	204	8.2	2

* AFC Wild Card game

GIVE HIM THE ROCK IN THE SECOND HALF

The Dolphins went into halftime of the Week 7 matchup vs. Buffalo trailing 10-6, despite 99 first-half rushing yards by RB Jay Ajayi. When the second half kicked off, the Dolphins kept the "Jay-Train" rolling to come back for a 28-25 win.

Ajayi rushed for 115 yards in the second half of the game, the fifth-most in team history. Ajayi now owns the two largest second-half rushing totals in the league this season. He also ran for a team-record 153 yards in the second half of the Week 6 victory vs. Pittsburgh.

CONSISTENCY IS KEY

RB Jay Ajayi isn't just racking up his yards from a couple home run plays, but he is consistently moving the chains. In fact, he had nine different carries that went for 10-plus yards in the Week 7 win vs. Buffalo. That is tied for the third-highest single-game total in the NFL since 1960. He is third in the NFL with 19 rushes of 10-plus yards this season despite having just 84 carries, almost half that of the two backs who lead the NFL in that statistic (Dallas' Ezekiel Elliott - 22; Tennessee's DeMarco Murray - 21).

In the past two games, Ajayi has rushed for a first down 21 times - 11 vs. Buffalo and 10 vs. Pittsburgh. Those are the two highest single-game marks in the NFL this season.

Ajayi has also converted 32.1 percent of his 84 carries this season for a first down. If the season ended today, Ajayi would have the highest first-down percentage by an NFL running back since 2011, when Carolina's Jonathan Stewart converted 33.1 percent of his carries for a first down.

AJAYI AMONG LEAGUE LEADERS

With a 6.37 rushing average (min. 30 carries), RB Jay Ajayi leads the NFL by more than one full yard per carry (Buffalo RB LeSean McCoy is second, averaging 5.34 yards per carry). If the season ended today, his average would be the highest by an NFL running back since 2010, when Kansas City's Jamaal Charles averaged 6.38 yards per carry. It would also be the second-highest in team history behind Mercury Morris' 6.4 average in 1973. Ajayi has season totals of 84 attempts for 535 yards and five touchdowns.

AJAYI'S FIRST 200-YARD SHOWCASE

RB Jay Ajayi first put his name on the map in Week 6 vs. Pittsburgh, when in just his second career start, the second-year pro rushed for 204 yards on 25 carries (8.2 avg.) in the 30-15 victory.

A couple of notes from his performance vs. Pittsburgh:

- His average of 8.16 yards per carry in Week 6 vs. Pittsburgh is the second-highest by a Dolphins running back in a single game (minimum 20 carries). The record is 8.44 (27 rushes for 228 yards) by RB Ricky Williams against Buffalo on Dec. 1, 2002.
- His 62-yard touchdown run to seal the win was the longest of his career and Miami's longest running play since Oct. 25, 2015, when RB Lamar Miller had an 85-yard touchdown run vs. the Houston Texans. It was the fourth-longest rush by an NFL player this season.

'JUICE' CATCHES EVERYTHING

WR Jarvis Landry is tied for sixth in the NFL with 46 receptions through Week 8. Landry also ranks No. 11 in the NFL with 572 receiving yards.

The third-year pro finished the 2015 campaign with 194 receptions over his first two years, which is the most in NFL history by a player in his first two NFL seasons.

Landry has 240 career receptions and is now just 21 receptions away from breaking the NFL record for most catches in the first three years of a career, held by Green (260). N.Y. Giants WR Odell Beckham Jr. is also in his third NFL season and has 227 career receptions.

MOST RECEPTIONS - FIRST TWO YEARS OF NFL CAREER

RNK	PLAYER	TEAM	YEARS	REC.
1.	JARVIS LANDRY	MIAMI	2014-15	194
2.	Odell Beckham Jr.	N.Y. Giants	2014-15	187
3.	Marques Colston	New Orleans	2006-07	168
4.	A.J. Green	Cincinnati	2011-12	162



OFFENSE NOTES

'JUICE' ON PACE FOR ANOTHER 100-PLUS RECEPTION SEASON

With 46 receptions in the first seven games of the season, **WR Jarvis Landry is on pace for 105 receptions**, which would come close to the franchise's single-season receptions record of 110 receptions that he set last year. **Landry's 46 catches in the first seven contests is the second-most in team history through the first seven games of the season**, and four ahead of where he was at this point during his 2015 record-setting season.

LANDRY ON THIRD DOWN

WR Jarvis Landry is tied for third in the league with 15 third-down receptions. The reliable target has 181 receiving yards, including a long of 39, on third-down plays this season.

RECORD-SETTING 2015 PERFORMANCE

WR Jarvis Landry set a single-season Dolphins record with 110 receptions during the 2015 campaign. In fact, coupled with his 84 receptions as a rookie in 2014, he claims **two of the top-five single-season reception totals** in franchise history:

MOST RECEPTIONS IN A SINGLE-SEASON IN DOLPHINS HISTORY

RNK	PLAYER	YEAR	RECEPTIONS
1.	JARVIS LANDRY	2015	110
2.	O.J. McDuffie	1998	90
3.	Mark Clayton	1988	86
	Brandon Marshall	2010	86
5.	JARVIS LANDRY	2014	84

200-YARD RUSHER AND 100-YARD RECEIVER

The Dolphins accomplished something in Week 7 vs. Buffalo that no NFL team had done since 2007 when **RB Jay Ajayi** rushed for more than 200 yards and **WR Kenny Stills** had 100 receiving yards. The duo became **the first NFL teammates to post a 200-yard rushing and 100-yard receiving performance in the same game since Sept. 16, 2007.** Cleveland's Jamal Lewis rushed for 216 yards, while Braylon Edwards had 146 receiving yards and Kellen Winslow had 100 receiving yards.

STILLS AVERAGES 16.8 YARDS PER RECEPTION

WR Kenny Stills is among the NFL's best at making the most of his receptions. In Week 7 vs. Buffalo, Stills **caught a 66-yard touchdown in the fourth quarter to give Miami a 28-17 lead with 2:24 left**, essentially sealing the game. During his four-year NFL career, Stills has averaged 16.9 yards per catch, **the sixth-best mark in the NFL** during that time (2013-present) (minimum 60 receptions):

HIGHEST YPC IN THE NFL (2013-PRESENT)

RNK	PLAYER	TEAMS	REC.	YARDS	AVG.
1.	Malcom Floyd	San Diego	88	1,566	17.8
2.	Josh Gordon	Cleveland	111	1,949	17.6
3.	DeSean Jackson	Phi./Wash.	198	3,445	17.4
4.	Martavis Bryant	Pittsburgh	76	1,314	17.3
5.	Torrey Smith	Bal./SF	160	2,757	17.2
6.	KENNY STILLS	NO/MIAMI	138	2,329	16.9
7.	Chris Givens	St.Louis/Bal.	65	1,081	16.6
8.	Terrance Williams	Dallas	155	2,533	16.3
9.	Michael Floyd	Arizona	183	2,988	16.3
10.	Justin Hunter	Tenn./Mia./Buf.	73	1,182	16.2

TANNEHILL HAS THE DEEP BALL

QB Ryan Tannehill has five games this season with a completion of at least 50 yards after he hit WR Kenny Stills for a 66-yard touchdown to seal the Week 7 victory vs. Buffalo. The five games with a 50-plus yard play are **the most in the NFL this season and already a career high** for Tannehill, despite being only seven games into the season. It tops his previous career high of three games set in 2013.

MOST GAMES WITH A 50-PLUS YARD COMPLETION (2016)

RNK	PLAYER	TEAM	GP	GMS W/ 50+ YD CMP
1.	RYAN TANNEHILL	MIA.	7	5 (74T, 66T, 58, 53, 50)
2.	Joe Flacco	Bal.	7	4 (70, 66t, 53, 52t)

MOST EFFICIENT YEAR YET FOR TANNEHILL

Through the first eight weeks of the 2016 season, **QB Ryan Tannehill** is averaging 8.11 yards per pass attempt, which is fourth in the NFL this season and **the ninth-best mark in team history through seven games.**

Tannehill has **improved by more than 0.7 yards per attempt than in the first seven games of any other season in his career.** His next highest total was 7.33 yards per attempt through the first seven games of the 2015 campaign.

RYAN THE RUNNER

QB Ryan Tannehill has not only been an effective passer, but he has also showcased his mobility and running ability during his five-year NFL career. Tannehill is **second in Dolphins history in career rushing yards by a quarterback**, and trails the all-time leader, Bob Griese, by just 15 rushing yards.

MOST CAREER RUSHING YARDS BY A DOLPHINS QB

RNK	PLAYER	YEARS	ATT	YDS	AVG	TD
1.	Bob Griese	1967-80	261	994	3.8	7
2.	RYAN TANNEHILL	2012-16	197	979	5.0	6
3.	Jay Fiedler	2000-04	201	834	4.1	11
4.	David Woodley	1980-83	173	771	4.5	9
5.	Chad Henne	2008-11	66	196	3.0	2

TANNEHILL'S FOURTH-QUARTER COMEBACKS

QB Ryan Tannehill led the 10th fourth-quarter comeback of his career in Week 7 vs. Buffalo. He sealed the victory with a 66-yard touchdown strike to WR Kenny Stills to give the Dolphins a 28-17 lead with 2:24 remaining, overcoming a 17-6 third-quarter deficit. It was **Tannehill's first fourth-quarter comeback win since Nov. 15, 2015 at Philadelphia.**

TANNEHILL AMONG THE NFL'S BEST

With his 4,208 yards passing in 2015, combined with his 4,045 yards passing in 2014, 3,913 yards passing in 2013 and 3,294 yards passing as a rookie in 2012, **QB Ryan Tannehill** entered 2016 with 15,460 career passing yards, the **third-most passing yards in NFL history** by a quarterback in the **first four seasons of their careers:**

MOST PASSING YARDS - FIRST FOUR YEARS OF NFL CAREER

RNK	PLAYER	TEAM	YEARS	PASS YDS
1.	Peyton Manning	Indianapolis	1998-2001	16,418
2.	Dan Marino	Miami	1983-86	16,177
3.	RYAN TANNEHILL	MIAMI	2012-15	15,460
4.	Andrew Luck	Indianapolis	2012-15	14,838
5.	Andy Dalton	Cincinnati	2011-14	14,758



DEFENSE NOTES

DOLPHINS DEFENSE RISES UP ON THIRD DOWN

The Dolphins defense is designed to be an attacking-style front that thrives on critical plays and through seven games of the 2016 season, they have done just that. Miami's defense **leads the NFL on third-down conversion percentage**, holding the opposition to just a 31.3 percent success rate on third downs, **more than eight percentage points better than the league average of 39.9**.

The Dolphins defense has also been effective in all types of third down situations. They rank in **the top 10 of the league in all three third-down conversion metrics** - third-and-short (tied for third, 45.5 pct.), third-and-medium (ninth, 36.0 pct.) and third-and-long (ninth, 22.4 pct.).

ALONSO AMONG AFC'S LEADING TACKLERS

LB Kiko Alonso is **sixth in the AFC with 62 total tackles** through the first eight weeks of the regular season. Alonso also leads the team with 62 tackles. **S Reshad Jones** was fifth in the AFC with 51 total tackles after Week 6, before he was placed on injured reserve with a season-ending injury.

MOST TOTAL TACKLES IN THE AFC (2016)

RNK	PLAYER	TEAM	TOTAL	SOLO	ASST
1.	Zach Brown	Buffalo	87	59	28
2.	Benardrick McKinney	Houston	73	38	35
3.	Christian Kirksey	Cleveland	70	47	23
4.	Preston Brown	Buffalo	64	40	24
	Paul Posluszny	Jacksonville	64	48	16
6.	KIKO ALONSO	MIAMI	62	34	28
7.	Zachary Orr	Baltimore	61	42	19
	Avery Williamson	Tennessee	61	40	21

KIKO IN MIAMI

Miami acquired LB **Kiko Alonso** in an offseason trade with the Philadelphia Eagles in 2016. Born to a **Colombian mother and a Cuban father, Alonso speaks fluent Spanish** and has already embraced Miami's Latin culture. He's also the Dolphins' starting middle linebacker.

Alonso has fought off injuries the past two seasons, but as a rookie with the Buffalo Bills in 2013, he posted **the best rookie season of any defender in his class**. Alonso became **just the eighth linebacker in the NFL since 1989** to record at least 150-plus tackles and four-plus interceptions in a single season. His tackle total (159) was **third in the NFL and first among NFL rookies** in 2013. His efforts earned him the **PFWA NFL Defensive Rookie of the Year** honors.



MOST TOTAL TACKLES IN THE NFL IN 2013

RNK	PLAYER	TEAM	TOTAL	SOLO	ASST
1.	Vontaze Burfict	Cincinnati	171	114	57
2.	Paul Posluszny	Jacksonville	162	122	40
3.	KIKO ALONSO	BUFFALO	159	87	72
4.	Luke Kuechly	Carolina	156	93	63
5.	Lavonte David	Tampa Bay	144	106	38

ONE OF THE BEST: CAMERON WAKE

Simply put, **DE Cameron Wake** is one of the best pass rushers to ever wear a Dolphins uniform. The eighth-year pro began his career in the Canadian Football League before he made Miami's 53-man roster in 2009. Since then, Wake has compiled three double-digit sack campaigns, six consecutive seasons of seven-plus sacks and is **second in team history** in all-time career sacks:



DOLPHINS ALL-TIME CAREER SACK LEADERS

RNK	PLAYER	YEARS	SACKS
1.	Jason Taylor	1997-07, 09, 11	131.0
2.	CAMERON WAKE	2009-16	73.0
3.	Bill Stanfill	1969-76	69.5
4.	Doug Betters	1978-87	65.5
5.	Vern Den Herder	1971-82	65.0

Wake is also one of the best undrafted pass rushers in NFL history. With 73.0 career sacks, he is **third in NFL history** (since sacks were recognized as an official statistic in 1982) for most career sacks by players who were undrafted:

NFL ALL-TIME CAREER SACK LEADERS (UNDRAFTED PLAYERS)

RNK	PLAYER	YEARS	SACKS
1.	John Randle	1990-2003	137.5
2.	James Harrison	2004-16	76.5
3.	CAMERON WAKE	2009-16	73.0
4.	Chris Clemons	2004-15	69.0
5.	Adewale Ogunleye	2001-10	67.0
6.	James Hall	2000-11	63.0
7.	Keith Willis	1982-93	59.0
8.	Greg Brown	1981-88	52.5
9.	Cullen Jenkins	2004-16	47.5
	Joseph Nash	1982-96	47.5

* Supplemental Draft picks not included

At 34 years old, **Wake** is the **oldest non-specialist on the Dolphins roster**. His seven sacks in 2015 marked the sixth consecutive season that Wake has posted seven-plus sacks, joining Green Bay Packers DE Julius Peppers as the **only two NFL players with seven-plus sacks in the past six consecutive seasons**.

Wake's consistency has placed him among the NFL's elite pass rushers. Since he entered the league in 2009, there are only three players with more sacks than Wake:

NFL SACK LEADERS (2009-PRESENT)

RNK	PLAYER	TEAMS	SACKS
1.	DeMarcus Ware	Dal./Den.	83.0
2.	Jared Allen	Min./Chi.	78.5
3.	J.J. Watt	Houston	76.0
4.	CAMERON WAKE	MIAMI	73.0
5.	Clay Matthews	Green Bay	70.5



DEFENSE NOTES

SACKS BY SUH

The Dolphins knew they were adding a defensive playmaker when they signed **DT Ndamukong Suh** during the 2015 offseason. Suh has not disappointed, as he is second in sacks among all defensive tackles since he entered the league in 2010. Here is a look at how Suh's sacks stack up against other NFL defensive tackles since then:

MOST SACKS BY NFL DEFENSIVE TACKLES (2010-PRESENT)

RNK	PLAYER	TEAMS	SACKS
1.	Geno Atkins	Cin.	46.5
2.	NDAMUKONG SUH	DET./MIA.	45.5
3.	Gerald McCoy	TB	38.5
4.	Marcell Dareus	Buffalo	31.5
5.	Jurrell Casey	Tennessee	31.0

STUFFS BY SUH

Not only is **DT Ndamukong Suh** a great interior pass rusher, but the Nebraska product also disrupts rushing plays behind the line of scrimmage. Since he entered the NFL as a first-round pick in 2010, Suh **leads all defensive tackles with 45.5 stuffs**. He has 12 more stuffs, or **35.8 percent more**, than San Diego's Brandon Mebane, who checks in at No. 2. A stuff is defined as any tackle of a ball carrier behind the line of scrimmage during a rushing attempt.

MOST STUFFS BY NFL DEFENSIVE TACKLES (2010-PRESENT)

RNK	PLAYER	TEAMS	STUFFS
1.	NDAMUKONG SUH	DET./MIA.	45.5
2.	Brandon Mebane	Sea./SD	33.5
3.	Kyle Williams	Buf.	33.0
4.	Geno Atkins	Cin.	32.0
5.	Paul Soliai	Mia./Atl./Car.	31.0

SUH STARTS HIS 100TH GAME

DT Ndamukong Suh started his **100th career game in Week 6** vs. Pittsburgh. He is **one of only two defensive linemen (Cincinnati Bengals DT Domata Peko)** to **start 100 games since 2010**, the season that he entered the league.



SUH NOTCHES CAREER TACKLE NO. 300

DT Ndamukong Suh topped 300 career tackles in the 2016 season opener at Seattle when he made four tackles to bring his career total to 303. **Since he entered the NFL in 2010, Suh ranks No. 2 among defensive tackles with 331 total tackles**, 16 behind Seattle's Ahtyba Rubin.

DEFENSE LIVING IN THE BACKFIELD

The Dolphins defense has lived in opponent's backfields this season. Miami has **stopped 22 rushing plays behind the line of scrimmage this season**, which is tied for fourth in the NFL. The NFL average for rushing plays stopped for a loss is 17.

DEFENSE STEPS UP ON TWO-GAME WINNING STREAK

The defense has played a critical role in Miami's two-game winning streak. The unit held the Steelers (297) and Bills (267) to less than 300 total yards. Both totals were **the second-lowest outputs of the season for each team**. It's just **the second time since the start of the 2014 season** that the Dolphins have held opponents to less than 300 total yards in consecutive games.



JONES RECORDS 30TH CAREER SACK

DE Jason Jones recorded his 30th career sack in the Week 7 win vs. Buffalo and now has 30.5 sacks for his career. He is **one of 57 active players to have at least 30 career sacks**. Four of them are Dolphins - DE Mario Williams (97.0), DE Cameron Wake (73.0) and DT Ndamukong Suh (45.5).

DEFENSE STYMIES ROETHLISBERGER

The Dolphins defense put together an excellent performance in the 30-15 win over Pittsburgh in Week 6. The unit **limited Steelers QB Ben Roethlisberger to 19-of-34 (55.9 pct.) for 189 yards, one touchdown and two interceptions** for a quarterback rating of just 57.1.

- According to ESPN Stats & Info, **Roethlisberger posted a Total QBR of 4.8** against the Dolphins, which is **the lowest total of any player in the 11 years that ESPN has had video-tracking data**.
- The 57.1 passer rating by Roethlisberger was **the 15th lowest single-game rating in his 194-game career** (including playoffs).
- It was **his lowest passer rating in a single game since Dec. 19, 2011 at San Francisco**, when Roethlisberger posted a 52.3 passer rating.

MAXWELL STEPS UP TO THE CHALLENGE

CB Byron Maxwell **posted a career-high four passes defended** in the Week 6 win vs. Pittsburgh. Even more impressive, Maxwell's career high came as he faced off against one of the best wide receivers in the game, Steelers WR Antonio Brown. Brown, who is second in the NFL with 48 receptions this season, **was held to just four receptions for 39 yards** against Maxwell and the Dolphins. The 39 receiving yards were **tied for his second-fewest in a single game since 2012**.

BRANCH GETS AFTER THE QUARTERBACK

Making **his first start as a member of the Dolphins** in Week 6 vs. Pittsburgh, **DE Andre Branch** made his presence felt from the start of the game. Branch, who had started 12 games in four seasons with Jacksonville (2012-15), **recorded 1.5 sacks in the first quarter**. It was the third multiple-sack game of his career. He also added a half-sack in the Week 7 win vs. Buffalo.



SPECIAL TEAMS NOTES

MIGHTY MOUSE

WR **Jakeem Grant** may be diminutive in stature at 5-foot-7, 172 pounds, but his presence as a returner has been huge. The rookie **scored his first NFL touchdown** in Week 5 when **he took a punt return 74 yards** to tie the game in the second quarter vs. Tennessee. It was **the seventh-longest punt return in team history** and **the fourth-longest punt return by a rookie**. He is now **second in the AFC** and **seventh in the NFL in punt return average**, gaining 11.7 yards per return, and is **one of just two AFC players (Houston WR Will Fuller) to return a punt for a touchdown** this season.



PUNTING IT AWAY FROM GRANT

The threat of **WR Jakeem Grant** breaking a long punt return has caused opponents to try and alter their punting strategy against him. With hangtime and direction more important than distance, opposing punters have the lowest gross punting average in the NFL when playing the Dolphins. **Miami's opponents are averaging just 40.5 yards per punt**, well below the 45.9 league average.

KICKOFF (RETURN) STRATEGY

It isn't just new touchback rules (a touchback now brings the ball out to the 25-yard line) that may challenge opponent's kickoff strategies, but also rookie kickoff returner **Jakeem Grant**. The Dolphins returned three kickoffs in Week 1 at Seattle and had **an average starting field position of 26.3 yards, the third-best mark in the NFL** that week. Since then, Grant has had just seven kickoff returns as teams have kicked the ball through the end zone to keep it out of his hands. Grant has totaled nine kickoff returns for 218 yards (24.2 avg.), **which ranks him No. 7 in the NFL**.

“ The thing about Jakeem that's really impressive is a lot of times you see smaller guys that are quick, but not fast. I think Jakeem – if I'm not mistaken – ran a 10.3 (second) 100 meters in high school. He's got both the elusiveness and the home run speed, if you will. He really could be the whole package. ”
 - Assistant Head Coach/Special Teams Coordinator **Darren Rizzi**

FRANKS' CAREER HIGH

K **Andrew Franks** set a **career high** in Week 6 with three made field goals against the Pittsburgh Steelers. He **scored 12 of Miami's 30 points** in the 30-15 victory.

Franks has **made field goals in six of Miami's seven games this season**, including three in a row. He has also converted **all 15 of his PATs this season and 23 in a row** dating back to 2015.

DARR IS ONE OF THE NFL'S TOP PUNTERS

P **Matt Darr** had a great rookie season in 2015, but his sophomore campaign has been arguably better. Through Week 8, **Darr is ninth in the NFL in gross punting yards (1,713) and tied for 10th in punts inside the 20 (13)**.

During the Week 4 game at Cincinnati, Darr boomed a 66-yard punt out of bounds at the Cincinnati 10-yard line, pinning the Bengals deep inside their own territory on a net 66-yard punt. **It was the longest net punt of Darr's career and the longest by a Dolphins punter since P Brandon Fields drilled two punts of net 67 yards each at Buffalo on Dec. 22, 2013**.

THE DENNEY STREAK

When **LS John Denney** took the field in Week 1 at Seattle, it marked the **37-year old's 12th NFL season**. Denney has been Miami's long snapper for every game dating back to 2005 - **a consecutive games streak that spans 183 contests**. That streak is the **longest in Dolphins history** and is tied for the fifth longest among all active NFL players.

Denney is also **tied for fourth in team history 183 games played**. He will move past former Dolphins WR Nat Moore for sole possession of fourth place with his next appearance.

MOST CONSECUTIVE GAMES PLAYED IN DOLPHINS HISTORY

RNK	PLAYER	CONS. GP	STREAK
1.	JOHN DENNEY	183*	1ST (2005) - 7TH (2016)
2.	Jason Taylor	130	15th (1999) - 16th (2007)
3.	Jim Langer	128	10th (1970) - 9th (1979)
4.	Garo Yepremian	127	2nd (1970) - 16th (1978)
5.	Bob Baumhower	125	1st (1977) - 14th (1984)

* active streak

MOST CONSECUTIVE GAMES PLAYED, ACTIVE NFL LEADERS

RNK	PLAYER	TEAM	POS	CONS. GP
1.	Shane Lechler	Oak./Hou.	P	230
2.	Jason Witten	Dallas	TE	210
3.	Andy Lee	SF/Cle./Car.	P	199
4.	Eli Manning	N.Y. Giants	QB	190
5.	JOHN DENNEY	MIAMI	LS	183
	Donnie Jones	Mia./STL/Hou./Phi.	P	183



WHAT TO LOOK FOR...

RB JAY AJAYI...

- Has 418 rushing yards in his past two games. Needs 230 rushing yards in Week 9 vs. N.Y. Jets to break the NFL record for most rushing yards in three consecutive games, set by O.J. Simpson (647) in 1976. Needs 170 rushing yards in the Jets game to break the Dolphins record for most rushing yards in three consecutive games, set by Ricky Williams (587) in 2002.
- Has rushed for 200-plus yards in two consecutive games. Needs 200-plus yards in Week 9 vs. N.Y. Jets to become the first NFL player to ever rush for at least 200 yards in three straight contests.
- Needs 100-plus yards in the Jets game to become just the fourth Dolphins player to ever rush for 100-plus yards in three consecutive games, joining Ricky Williams, Ronnie Brown and Reggie Bush. He would be the first Dolphins player to do this since Bush did it from Dec. 4 to Dec. 24, 2011. It would be the third time the feat has happened in the NFL this season (Dallas' Ezekiel Elliott and Arizona's David Johnson).
- Has 535 rushing yards in 2016. Needs 465 rushing yards to break the 1,000-yard plateau for just the 14th time in Dolphins history. He would be the 10th Dolphins player to ever rush for 1,000 yards in a single season.

LB KIKO ALONSO...

- Has recorded 264 total tackles. Needs 36 tackles to reach 300 in his career.

TE JORDAN CAMERON...

- Has recorded 173 career receptions. Needs 27 receptions to reach 200 in his career.
- Has recorded 2,046 receiving yards. Needs 454 to reach 2,500 in his career.

LS JOHN DENNEY...

- Will extend his consecutive games played streak, which currently stands at a franchise-record 183, having played in every game in his 12-year career.
- Has played in 183 games. Needs to play in one game to move into fourth place on the team's all-time games played list, passing WR Nat Moore (183).

LB JELANI JENKINS...

- Has 207 total tackles. Needs 43 to reach 250 in his career.

WR JARVIS LANDRY...

- Has 240 receptions. Needs 10 to reach 250 in his career. Needs 21 to pass Cincinnati Bengals WR A.J. Green (260) for the most receptions during the first three seasons of an NFL career (N.Y. Giants Odell Beckham Jr. is in his third NFL season and has 227 career receptions).
- Has 2,487 receiving yards. Needs 13 to reach 2,500 and 513 to reach 3,000 in his career.
- Finished 2015 with 1,157 receiving yards and has 572 receiving yards in 2016. Needs 428 yards to post another 1,000-yard receiving season and to accomplish this in back-to-back years for the first time by a Dolphins wide receiver since Brian Hartline did it in 2012 and 2013.

CB BYRON MAXWELL...

- Has eight interceptions. Needs two interceptions to reach 10 and seven to reach 15 in his career.
- Has 44 passes defended. Needs six passes defended to reach 50 in his career.

WR DeVANTE PARKER...

- Has 769 receiving yards. Needs 231 receiving yards to reach 1,000 in his career.
- Has four receiving touchdowns. Needs one receiving touchdown to reach five and six to reach 10 in his career.

WR KENNY STILL...

- Has 138 receptions. Needs 12 receptions to reach 150 and 62 to reach 200 in his career.
- Has 2,329 receiving yards. Needs 171 receiving yards to reach 2,500 and 671 to reach 3,000 in his career.
- Has 14 receiving touchdowns. Needs one receiving touchdown to reach 15 in his career.

DT NDAMUKONG SUH...

- Has 331 total tackles. Needs 19 tackles to reach 350 in his career.
- Has 45.5 sacks. Needs 4.5 sacks to reach 50 in his career.

QB RYAN TANNEHILL...

- Has 17,188 passing yards. Needs 2,812 passing yards to reach 20,000 in his career.
- Has passed for 17,188 yards in his career. Needs 2,235 passing yards to move into first place for most passing yards by a Dolphins quarterback in the first five years of their career, passing Dan Marino (19,422). It would also move him into second place all-time in NFL history behind Peyton Manning (20,618).
- Finished 2015 with 4,208 passing yards. Has 1,728 passing yards in 2016 and needs 2,272 more yards for another 4,000-yard passing season this year to become the first Dolphins quarterback to record three-consecutive seasons with 4,000 passing yards since Dan Marino from 1984-86.
- Has 94 passing touchdowns. Needs six passing touchdowns to reach 100 in his career.
- Needs 16 rushing yards to set the franchise record for most rushing yards by a quarterback in their career, moving past Bob Griese (994). He currently has 979 rushing yards.

DE CAMERON WAKE...

- Has recorded 73.0 sacks in his Dolphins career. Needs 8.0 sacks to surpass DE/LB Jason Taylor (80.5) for the most sacks by a Dolphins player in their first eight seasons on the team. Needs 4.0 sacks to move into second place in NFL history for most sacks by an undrafted player, surpassing Pittsburgh Steelers linebacker James Harrison (76.5). Needs 2.0 sacks to reach 75 in his career.
- Has recorded five games with three-plus sacks in his career. Needs one game with three-or-more sacks to move into a tie for first place for the most games with three-plus sacks in franchise history, joining DE/LB Jason Taylor (six games).

DE MARIO WILLIAMS...

- Has 396 total tackles. Needs four tackles to reach 400 in his career.
- Has 97 sacks. Needs three sacks to reach 100 in his career.
- Has 16 forced fumbles. Needs four forced fumbles to reach 20 in his career.



THE DOLPHINS VS. THE JETS

A DOLPHINS WIN WOULD...

- Be Miami's fourth home win of the season, surpassing 2015's total of three wins and matching the 2014 season when the Dolphins won four home games.
- Mark Miami's fifth home win in its past six home games, dating back to the 2015 season - the last time Miami went 5-1 in six straight home games was 2011-12.
- Give the Dolphins three consecutive wins for the first time since Oct. 19 - Nov. 2, 2014.

SERIES HISTORY

REGULAR SEASON (N.Y. JETS LEAD 53-46-1)
POSTSEASON (MIAMI LEADS 1-0)

DATE	GAME	DATE	GAME
9/9/1966	N.Y. Jets 19, at Miami 14	12/22/1991	N.Y. Jets 23, at Miami 20 (OT)
11/20/1966	at N.Y. Jets 30, Miami 13	11/1/1992	at N.Y. Jets 26, Miami 14
10/1/1967	at N.Y. Jets 29, Miami 7	12/20/1992	at Miami 19, N.Y. Jets 17
10/22/1967	N.Y. Jets 33, at Miami 14	9/12/1993	N.Y. Jets 24, at Miami 14
12/1/1968	at N.Y. Jets 35, Miami 17	11/7/1993	at N.Y. Jets 27, Miami 10
12/15/1968	N.Y. Jets 31, at Miami 7	9/18/1994	at Miami 28, N.Y. Jets 14
11/2/1969	at N.Y. Jets 34, Miami 31	11/27/1994	Miami 28, at N.Y. Jets 24
12/14/1969	N.Y. Jets 27, at Miami 9	9/3/1995	at Miami 52, N.Y. Jets 14
10/10/1970	Miami 20, at N.Y. Jets 6	10/22/1995	at N.Y. Jets 17, Miami 16
12/13/1970	at Miami 16, N.Y. Jets 10	9/15/1996	at Miami 36, N.Y. Jets 27
10/3/1971	N.Y. Jets 14, at Miami 10	12/22/1996	Miami 31, at N.Y. Jets 28
10/24/1971	Miami 30, at N.Y. Jets 14	10/12/1997	Miami 31, at N.Y. Jets 20
10/8/1972	Miami 27, at N.Y. Jets 17	11/9/1997	at Miami 24, N.Y. Jets 17
11/19/1972	at Miami 28, N.Y. Jets 24	10/4/1998	at N.Y. Jets 20, Miami 9
10/7/1973	at Miami 31, N.Y. Jets 3	12/13/1998	N.Y. Jets 21, at Miami 16
11/4/1973	Miami 24, at N.Y. Jets 14	12/12/1999	at N.Y. Jets 28, Miami 20
10/7/1974	at Miami 21, N.Y. Jets 17	12/27/1999	N.Y. Jets 38, at Miami 31
11/24/1974	at N.Y. Jets 17, Miami 14	10/23/2000	at N.Y. Jets 40, Miami 37 (OT)
10/19/1975	Miami 43, at N.Y. Jets 0	11/19/2000	N.Y. Jets 20, at Miami 3
11/9/1975	at Miami 27, N.Y. Jets 7	10/14/2001	at N.Y. Jets 21, Miami 17
9/26/1976	at Miami 16, N.Y. Jets 0	11/18/2001	N.Y. Jets 24, at Miami 0
11/7/1976	Miami 27, at N.Y. Jets 7	9/22/2002	at Miami 30, N.Y. Jets 3
10/16/1977	at Miami 21, N.Y. Jets 17	11/10/2002	at N.Y. Jets 13, Miami 10
11/6/1977	Miami 14, at N.Y. Jets 10	9/14/2003	Miami 21, at N.Y. Jets 10
9/3/1978	at N.Y. Jets 33, Miami 20	12/28/2003	at Miami 23, N.Y. Jets 21
11/26/1978	N.Y. Jets 24, at Miami 13	10/3/2004	N.Y. Jets 17, at Miami 9
9/30/1979	at N.Y. Jets 33, Miami 27	11/1/2004	at N.Y. Jets 41, Miami 14
12/15/1979	N.Y. Jets 27, at Miami 24	9/18/2005	at N.Y. Jets 17, Miami 7
10/27/1980	at N.Y. Jets 17, Miami 14	12/18/2005	at Miami 24, N.Y. Jets 20
12/20/1980	N.Y. Jets 24, at Miami 17	10/15/2006	at N.Y. Jets 20, Miami 17
10/4/1981	at Miami 28, N.Y. Jets 28	12/25/2006	N.Y. Jets 13, at Miami 10
11/22/1981	at N.Y. Jets 16, Miami 15	9/23/2007	at N.Y. Jets 31, Miami 28
9/12/1982	Miami 45, at N.Y. Jets 28	12/2/2007	N.Y. Jets 40, at Miami 13
12/18/1982	at Miami 20, N.Y. Jets 19	9/7/2008	N.Y. Jets 20, at Miami 14
1/23/1983	*at Miami 14, N.Y. Jets 0	12/28/2008	Miami 24, at N.Y. Jets 17
10/16/1983	Miami 32, at N.Y. Jets 14	10/12/2009	at Miami 31, N.Y. Jets 27
12/16/1983	at Miami 34, N.Y. Jets 14	11/1/2009	Miami 30, at N.Y. Jets 25
11/4/1984	Miami 31, at N.Y. Jets 17	9/26/2010	N.Y. Jets 31, at Miami 23
11/26/1984	at Miami 28, N.Y. Jets 17	12/12/2010	Miami 10, at N.Y. Jets 6
10/14/1985	at N.Y. Jets 23, Miami 7	10/17/2011	at N.Y. Jets 24, Miami 6
11/10/1985	at Miami 21, N.Y. Jets 17	1/1/2012	at Miami 19, N.Y. Jets 17
9/21/1986	at N.Y. Jets 51, Miami 45 (OT)	9/23/2012	N.Y. Jets 23, at Miami 20 (OT)
11/24/1986	at Miami 45, N.Y. Jets 3	10/28/2012	Miami 30, at N.Y. Jets 9
10/18/1987	at N.Y. Jets 37, Miami 31 (OT)	12/1/2013	Miami 23, at N.Y. Jets 3
12/7/1987	at Miami 37, N.Y. Jets 28	12/29/2013	N.Y. Jets 20, at Miami 7
10/23/1988	N.Y. Jets 44, at Miami 30	12/1/2014	Miami 16, at N.Y. Jets 13
11/27/1988	at N.Y. Jets 38, Miami 34	12/28/2014	N.Y. Jets 37, at Miami 24
9/24/1989	N.Y. Jets 40, at Miami 33	10/4/2015	N.Y. Jets 27, at Miami 14 (at London, England)
11/12/1989	Miami 31, at N.Y. Jets 23	11/29/2015	at N.Y. Jets 38, Miami 20
10/7/1990	at Miami 20, N.Y. Jets 16		
11/11/1990	Miami 17, at N.Y. Jets 3		
9/29/1991	at N.Y. Jets 41, Miami 23		

* - AFC Championship game

CONNECTIONS

PRO CONNECTIONS

- Dolphins Executive Vice President of Football Operations **Mike Tannenbaum** served in various roles for the Jets' personnel department from 1997-2012. In his final seven years (2006-12), Tannenbaum served as the team's executive vice president and general manager.
- Dolphins Head Coach **Adam Gase** was the offensive coordinator for the Chicago Bears in 2015, when Jets **RB Matt Forte** was the Bears' starting running back.
- Jets Head Coach **Todd Bowles** previously served as Miami's interim head coach (2011) and assistant head coach/secondary coach (2008-11).
- In 1995, Defensive Coordinator **Vance Joseph** signed with the Jets as an undrafted college free agent, playing defensive back.
- Several Jets coaches previously served on the Dolphins coaching staff: Defensive Quality Control Coach **Tim Atkins** (staff assistant, 2006 & defensive assistant, 2007), Defensive Backs-Safeties Coach **Joe Danna** (assistant defensive backs, 2010-11), Wide Receivers Coach **Karl Dorrell** (wide receivers, 2008-10, & quarterbacks, 2011), Offensive Coordinator **Chan Gailey** (offensive coordinator, 2000-01) and Defensive Coordinator **Kacy Rodgers** (defensive line, 2008-14).
- In 1994, Jets Special Teams Coordinator **Brant Boyer** played linebacker for Miami.
- Jets **WR Brandon Marshall** played two seasons with the Dolphins (2010-11) and totaled 167 receptions for 2,228 yards (13.3 avg.) and nine touchdowns during his time in Miami.
- Dolphins Senior Scout **Terry Bradway** spent 14 seasons (2001-14) with the Jets in various roles, including executive vice president and general manager (2001-05).
- Dolphins National Scout **Ron Brockington** worked as an assistant in player personnel (1997-98) and a scout (1999-2005) for the Jets. During the summers as a high school and college student, Brockington helped in the marketing department (1990) and served as student assistant in the equipment room (1991-93).
- Dolphins Assistant Athletic Trainer **Troy Maurer** was an undergraduate intern with the Jets.
- Jets College Scout **Dom Green** was a strength intern for the Dolphins in 1996.
- Jets College Scout **Jonathon Stigall** scouted for the Dolphins from 2000-06.

COLLEGE CONNECTIONS

- From 2002-05, Jets **WR Brandon Marshall** played for Central Florida.
- Dolphins **DE Andre Branch** (2008-11) and **CB Byron Maxwell** (2007-10) and Jets **S Marcus Gilchrist** (2007-10) and **DL Jarvis Jenkins** (2007-10) were all defensive teammates at Clemson.
- Dolphins **LB Neville Hewitt** (2011-14) played with **CB Darryl Roberts** (2010-13) for three seasons at Marshall.
- Dolphins **LB Mike Hull** (2011-14) and **CB Jordan Lucas** (2012-15) and Jets **QB Christian Hackenberg** (2013-15) were teammates at Penn State.

HIGH SCHOOL/HOMETOWN CONNECTIONS

- Dolphins **S Isa Abdul-Quddus** is from Union, N.J. and prepped at Union (N.J.) High School. Abdul-Quddus went on to play collegiately for Fordham (2007-10).
- Dolphins **WR Leonte Carroo** hails from Edison, N.J. and played at Don Bosco Prep in Ramsey, N.J. From 2012-15, Carroo played for Rutgers.
- Dolphins **CB Jordan Lucas** is from New Rochelle, N.Y.
- Jets **QB Geno Smith** is a Miami native and prepped at Miramar (Fla.) High School.
- Several other Jets players hail from Florida: **S Antonio Allen** (Ocala), **WR Brandon Marshall** (Winter Park), **RB Bilal Powell** (Lakeland), **S Calvin Pryor** (Port St. Joe), **CB Darryl Roberts** (Lakeland) and **DE Leonard Williams** (Daytona Beach).



THE DOLPHINS VS. THE JETS

SERIES FACTS (TEAM)

MIAMI'S LARGEST MARGIN OF VICTORY:

43 (Miami 43, at N.Y. Jets 0, 10/19/75)

N.Y. JETS' LARGEST MARGIN OF VICTORY:

27 (twice, last: N.Y. Jets 40, at Miami 13, 12/2/07)

CURRENT SERIES STREAK:

N.Y. Jets 3 (12/28/14 - 11/29/15)

MIAMI'S LARGEST WIN STREAK:

7 (9/12/82 - 11/26/84)

N.Y. JETS' LARGEST WIN STREAK:

8 (twice, last: 10/4/98 - 11/18/01)

MOST POINTS BY MIAMI:

52 (at Miami 52, N.Y. Jets 14)

MOST POINTS BY N.Y. JETS:

51 (at N.Y. Jets 51, Miami 45)

MOST POINTS, BOTH TEAMS:

96 (at N.Y. Jets 51, Miami 45)

FEWEST POINTS BY MIAMI:

0 (N.Y. Jets 24, at Miami 0)

FEWEST POINTS BY N.Y. JETS:

0 (three times, last: at Miami 14, N.Y. Jets 0, 1/23/83 [AFC Championship])

FEWEST POINTS, BOTH TEAMS:

14 (at Miami 14, N.Y. Jets 0, 1/23/83 [AFC Championship])

SERIES SUPERLATIVES

DOLPHINS

RUSHING YARDS:

178, Lamar Miller, at Miami, 12/28/14

PASSING YARDS:

521, Dan Marino, at Miami, 10/23/88

RECEPTIONS:

13, Jarvis Landry, at N.Y. Jets, 11/29/15

RECEIVING YARDS:

217, Mark Duper, at Miami, 11/10/85

JETS

RUSHING YARDS:

173, Freeman McNeil, at N.Y. Jets, 10/14/85

PASSING YARDS:

479, Ken O'Brien, at N.Y. Jets, 9/21/86

RECEPTIONS:

14, Al Toon, at N.Y. Jets, 11/27/88

RECEIVING YARDS:

221, Eric Decker, at Miami, 12/28/14

DOLPHINS PLAYERS VS. THE JETS

PLAYER	GP	RECORD	PASSING				
			A-C-I	YDS	PCT	TD	RTG
Ryan Tannehill	8	3-5	300-166-9	1,792	55.3	9	70.6
Matt Moore	3	2-1	85-49-4	470	57.6	2	61.4
TOTALS	11	5-6	385-215-13	2,262	55.8	11	68.6

PLAYER	GP	ATT	RUSHING				
			YDS	AVG	LG	TD	
Ryan Tannehill	8	13	61	4.7	20	0	
Jarvis Landry	2	3	33	11.0	15	0	
Jay Ajayi	1	3	6	2.0	5	0	
Matt Moore	3	7	-5	-0.7	1	0	
TOTALS	14	26	95	3.7	20	0	

PLAYER	GP	NO	RECEIVING			
			YDS	AVG	LG	TD
Jarvis Landry	4	30	328	10.9	40	1
Kenny Stills	3	10	128	12.8	42	1
Dion Sims	5	8	80	10.0	20	0
Damien Williams	4	5	33	6.6	11	0
Jay Ajayi	1	4	52	13.0	15	0
DeVante Parker	2	4	80	20.0	33t	1
Jordan Cameron	2	4	32	8.0	11	0
TOTALS	21	65	733	11.3	42	3

PLAYER	GP	KOR	KICKOFF RETURNS			
			YDS	AVG	LG	TD
Jarvis Landry	4	11	269	24.5	34	0
Damien Williams	4	6	123	20.5	28	0
TOTALS	8	17	392	23.1	34	0

PLAYER	GP	PR	PUNT RETURNS			
			YDS	AVG	LG	TD
Jarvis Landry	4	4	70	17.5	28	0
TOTALS	4	4	70	17.5	28	0

PLAYER	GP	KICKING			XP	XPA	KO	TB
		FGM	FGA	LG				
Andrew Franks	2	0	0	-	4	5	6	2
TOTALS	2	0	0	-	4	5	6	2

PLAYER	GP	NO	PUNTING					
			YDS	AVG	LG	TB	I20	NET
Matt Darr	2	15	682	45.5	59	0	4	36.9
TOTALS	2	15	682	45.5	59	0	4	36.9



THE DOLPHINS VS. THE JETS



WR DeVante Parker caught the first touchdown of his career, a 33-yard strike from QB Ryan Tannehill, at N.Y. Jets on Nov. 29, 2015

DOLPHINS PLAYERS VS. THE JETS

PLAYER	DEFENSE							
	GP	SOLO	ASST	SK	INT	PD	FF	FR
Mario Williams	11	25	4	5.0	0	2	1	0
Cameron Wake	13	21	6	4.0	0	2	1	0
Jelani Jenkins	6	18	11	0.0	0	2	0	0
Kiko Alonso	2	10	11	0.0	1	1	0	0
Donald Butler	3	10	6	2.0	0	1	1	1
Chris Jones	3	8	6	2.0	0	0	0	0
Ndamukong Suh	4	8	3	0.0	0	0	0	0
Michael Thomas	3	7	4	0.0	0	0	0	0
Byron Maxwell	2	6	2	0.0	0	0	0	0
Spencer Paysinger	3	4	1	0.0	0	0	0	0
Bacarri Rambo	3	4	1	0.0	1	1	2	1
Andre Branch	2	2	0	0.0	0	0	0	0
Jason Jones	4	2	2	0.0	0	0	0	1
Jordan Phillips	2	2	0	0.0	0	1	0	0
Neville Hewitt	2	2	2	0.0	0	0	0	0
Chimdi Chekwa	2	2	0	0.0	0	2	0	0
Bobby McCain	2	1	0	0.0	0	0	0	0
Isa Abdul-Quddus	2	1	0	0.0	0	0	0	0
Walt Aikens	3	1	0	0.0	0	0	0	0
TOTALS	72	134	59	13.0	2	12	5	3

HOW THEY COMPARE

JETS		CATEGORY	DOLPHINS	
STAT	RNK		RNK	STAT
340.8	22	Total Offense	18	349.6
230.6	23	Passing Offense	24	229.6
110.1	16	Rushing Offense	7	120.0
18.8	28	Scoring Offense	21	20.9
17	17t	Sacks Allowed	22t	18
39.4	16	Third Down Offense	30	34.1
41.4	30	Red Zone Offense	26t	47.6
363.1	19	Total Defense	20t	367.0
289.1	32	Passing Defense	10	231.4
74.0	1	Rushing Defense	30	135.6
26.0	23	Scoring Defense	17	22.7
15	19t	Sacks	16t	16
39.2	17	Third Down Defense	1	31.3
66.7	29	Red Zone Defense	24	61.1
9	17t	Takeaways	30t	6
17	30t	Giveaways	18t	11

STATISTICAL LEADERS

CATEGORY	JETS		DOLPHINS	
	PLAYER	STAT	PLAYER	STAT
Completion Pct.	R. Fitzpatrick	56.1%	R. Tannehill	65.3%
Passing Yards	R. Fitzpatrick	1,789	R. Tannehill	1,728
Passer Rating	R. Fitzpatrick	68.0	R. Tannehill	87.5
Rushing Yards	M. Forte	542	J. Ajayi	535
Yards Per Carry	B. Powell	7.1	J. Ajayi	6.4
Rushing TDs	M. Forte	6	J. Ajayi	5
Receptions	Q. Enunwa	36	J. Landry	46
Receiving Yards	B. Marshall	540	J. Landry	572
Receiving TDs	Q. Enunwa	3	K. Stills	3
Tackles	Four tied	31	K. Alonso	62
Sacks	L. Williams	6.0	N. Suh	.5
Interceptions	Two tied	2	I. Abdul-Quddus	2
Forced Fumbles	L. Williams	2	B. Maxwell	2
Special Tms Tcks	J. Martin	10	M. Thomas	9



THE LAST TIME THEY MET...

2015 - WEEK 12

NOV. 29, 2015 | EAST RUTHERFORD, N.J.
 METLIFE STADIUM
 ATTENDANCE: 78,160 | TV: CBS

SCORING SUMMARY

MIAMI 20	N.Y. JETS 38
-----------------	---------------------

	1	2	3	4	F
Miami	0	0	7	13	20
N.Y. Jets	7	7	7	17	38

It was a painful afternoon in more ways than one for the Miami Dolphins when they faced the New York Jets at MetLife Stadium.

On a day when three Dolphins players were knocked out of the game with injuries in the first half, Jets quarterback Ryan Fitzpatrick threw four touchdown passes and New York completed the sweep of the season series with a 38-20 victory.

Two of Fitzpatrick's touchdown passes went to former Dolphins wide receiver Brandon Marshall, who finished with nine catches for 131 yards. The others went to Eric Decker and rookie Devin Smith.

Running back Chris Ivory scored the last Jets touchdown on a spectacular 31-yard run in the fourth quarter when he broke four tackles at the line of scrimmage before breaking loose.

The Dolphins' touchdowns came on touchdown passes from Ryan Tannehill to Jarvis Landry, Greg Jennings and DeVante Parker.

The Dolphins fought to the end, with Landry recovering an onside kick after Jennings' touchdown with 4:51 left and Parker scoring on a 33-yard play with 5 seconds remaining.

The touchdown was the first of Parker's NFL career.

Landry was able to play despite not practicing Wednesday and Friday because of a knee injury and again was one of the Dolphins' most productive players.

He set career highs with 13 catches and 165 receiving yards and also set a franchise record for wide receivers with his 15th rushing attempt of the season. Landry's receiving total was the highest for a Dolphins player since Sept. 30, 2012 when Brian Hartline had 253 yards on 12 receptions against the Arizona Cardinals.

The Dolphins' injury problems against the Jets began on their third offensive play when starting wide receiver Rishard Matthews took a big hit from safety Calvin Pryor on a third-down incompleteness and left the game with a rib/chest injury.

Matthews would be joined by starting center Mike Pouncey (ankle) and backup defensive tackle C.J. Mosley (calf) in getting knocked out of the game in the first half.

Rookie fourth-round pick Jamil Douglas replaced Pouncey at center.

To lessen Landry's workload, the Dolphins at times used cornerback Brent Grimes as a punt returner — the first time he'd done that in his NFL career. Grimes had a 28-yard punt return.

SCORING DRIVES

TEAM	QTR	TIME	PLAY (EXTRA POINT) (DRIVE INFO)	MIA	NYJ
Jets	1	1:53	B.Marshall 17 yd. pass from R.Fitzpatrick (R.Bullock kick) (12-72, 5:51)	0	7
Jets	2	0:08	D.Smith 16 yd. pass from R.Fitzpatrick (R.Bullock kick) (11-92, 2:32)	0	14
Jets	3	8:47	E.Decker 2 yd. pass from R.Fitzpatrick (R.Bullock kick) (7-25, 3:53)	0	21
Dolphins	3	2:30	J.Landry 5 yd. pass from R.Tannehill (A.Franks kick) (6-54, 3:39)	7	21
Jets	4	12:05	B.Marshall 3 yd. pass from R.Fitzpatrick (R.Bullock kick) (10-79, 5:25)	7	28
Jets	4	9:29	C.Ivory 31 yd. run (R.Bullock kick) (3-55, 1:39)	7	35
Dolphins	4	4:51	G.Jennings 5 yd. pass from R.Tannehill (A.Franks kick) (14-80, 4:38)	14	35
Jets	4	2:43	R.Bullock 41 yd. Field Goal (7-12, 2:02)	14	38
Dolphins	4	0:05	D.Parker 33 yd. pass from R.Tannehill (kick failed, wl) (10-76, 2:38)	20	38

GAME STATISTICS

RUSHING (Att-Yds-TD):

Miami: J. Ajayi 3-6, J. Landry 1-4, L. Miller 5-2.
 N.Y. Jets: C. Ivory 21-87-1, B. Powell 6-28, R. Fitzpatrick 5-21, S. Ridley 2-1.

PASSING (A-C-Y-TD-I):

Miami: R. Tannehill 58-33-351-3-1.
 N.Y. Jets: R. Fitzpatrick 37-22-277-4-0.

RECEIVING (Rec-Yds-TD):

Miami: J. Landry 13-165-1, D. Parker 4-80-1, J. Ajayi 4-52, L. Miller 3-11, J. Cameron 2-13, K. Stills 2-12, Da. Williams 2-10, G. Jennings 2-9-1, D. Sims 1-(-1)
 N.Y. Jets: B. Marshall 9-131-2, E. Decker 5-62-1, D. Smith 2-33-1, Q. Enunwa 2-29, C. Ivory 2-15, B. Powell 2-7.

SACKS (Sk-Yds):

Miami: O. Vernon 1-3.
 N.Y. Jets: M. Wilkerson 1-10, S. Richardson 1-10, L. Mauldin 1-10.

INTERCEPTIONS (Int-Yds):

Miami: None.
 N.Y. Jets: M. Williams 1-21.

FORCED FUMBLES:

Miami: None.
 N.Y. Jets: S. Richardson 1.

FUMBLE RECOVERIES (No-Yds):

Miami: None.
 N.Y. Jets: L. Mauldin 1-0.

TEAM STATS	MIA	NYJ
First Downs	20	24
Rushing	0	10
Passing	19	13
Penalty	1	1
3rd-Down Efficiency	4 for 17	10 for 17
4th-Down Efficiency	2 for 2	0 for 1
Total Net Yards	333	411
Total Net Plays	70	72
Average Gain	4.8	5.7
Net Yards Rushing	12	137
Rushes	9	34
Yards per Rush	1.3	4.0
Net Yards Passing	321	274
Completed - Attempted	33-58	22-37
Yards per Pass Play	5.3	7.2
Sacked - Yards Lost	3-30	1-3
Had Intercepted	1	0
Punts - Average	8-360-45.0	5-234-46.8
Return Yardage	139	128
Punts - Return Yards	4-47	6-96
Kickoffs - Return Yards	4-92	1-11
Interceptions - Return Yards	0-0	1-21
Penalties - Yards	6-45	6-40
Fumbles - Lost	4-1	1-0
Red-Zone Efficiency	2 for 3	4 for 5
Goal-to-Go Efficiency	2 for 2	2 for 2
Time of Possession	28:44	31:16



HARD ROCK STADIUM MODERNIZATION



Hard Rock Stadium is South Florida's home to the Miami Dolphins, University of Miami Hurricanes, Orange Bowl, international soccer, concerts and other world-class events. A truly global entertainment destination, this multi-purpose, open-air complex is in the midst of a multi-year, \$500 million renovation to enhance the fan experience. The modernization is being privately funded by Stephen Ross.

NEW SEATING PRODUCTS

Hard Rock Stadium's modernization included doubling unique seating experiences from 8 to 16. Some of the newest seating products include:

The 72 Club: The 598 seats in the 72 Club take the premium seating experience to another level. It's the most luxurious seating experience in all of South Florida sports and entertainment. Seats are double-padded, have 11 inches more legroom and are located at midfield. At any point in-game, guests are able to walk on the field on their way to a private club designed by the Rockwell Group.




Living Room Boxes: Hard Rock Stadium created four-person private Living Room Boxes. Located on the 35-yard line and within the Atos Club presented by EMC and Ford Field Clubs in the end zones, Living Room Boxes are the biggest, most comfortable seats in the stadium. These boxes give guests the ability to watch replays and highlights on their own private screens.

Hyundai Club: The Hyundai Club is a club located between the 30-yard lines on the north side that offers wider, padded seats. The club is designed by the Rockwell Group.




Corner Terraces: The 100 level Corner Terraces provide a unique social experience where guests can watch the game from a high-top table and comfortable swivel chairs. Corner Terraces provide guests the enjoyment of sitting with family or friends without being confined to a row of seats.



PHASE I

Phase I of the project that was completed for the 2015 season changed every seat in the stadium, rebuilt the concourses on the 100 and 300 levels, reduced capacity from 76,018 to 65,326, moved seats 25 feet closer to the field on the north and south sidelines, introduced five new premium spaces and allowed fans to enjoy improved food, enhanced concourses and 16 new restroom facilities throughout the facility.

The NINE: The NINE are nine open-air suites between the 30-yard lines that connect to a private club designed by the Rockwell Group. The NINE offers the best view of the field with the convenience of a private club.





HARD ROCK STADIUM MODERNIZATION

PHASE II

For the 2016 season, a state-of-the-art canopy was installed that will keep as many as 92 percent of the spectators in the shade and protected from the rain along with four giant high-definition video boards.

VIDEO BOARDS

- Four 1,472-inch screens in each corner of the stadium for a total of 22,400 sq. ft. – the largest in the AFC East (compared to 12,000 total square footage in old stadium).
- A total of 18 million LEDs will showcase game day on the boards.
- High-definition picture positioned for easy sightlines for every fan.

MIAMI DOLPHINS
TOTAL: 22,400 SQ. FT.



NEW YORK JETS
TOTAL: 14,160 SQ. FT.



BUFFALO BILLS
TOTAL: 12,253 SQ. FT.



NEW ENGLAND PATRIOTS
TOTAL: 11,306 SQ. FT.



SHADE CANOPY

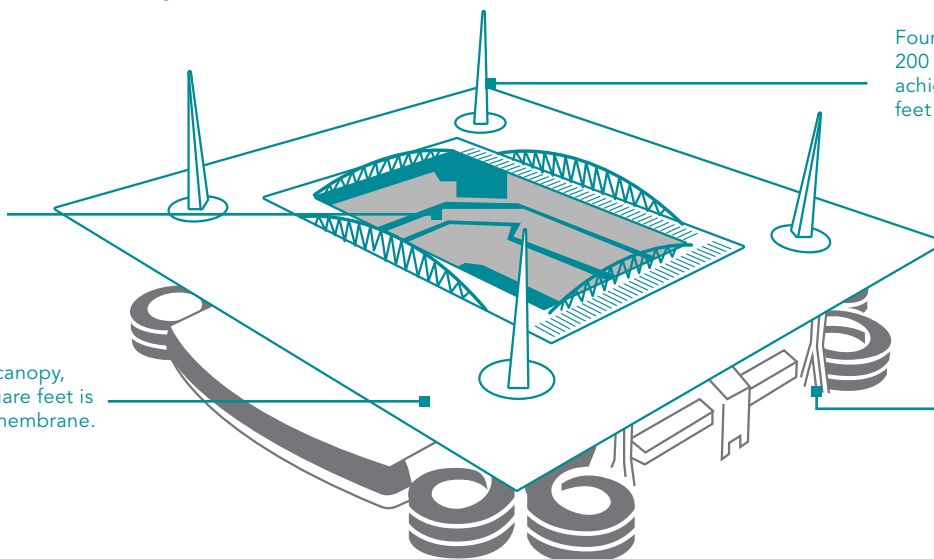
- Will shade approximately 92 percent of fans (increase from 17 percent in old stadium).
- The shade canopy is approximately 626,000 square feet [14.37 acres] and is comprised of 17,000 tons of steel.
- Covering the remainder of the canopy area [94,000 square feet] immediately adjacent to the ocular over the field is a translucent material called ETFE. This material will provide supplemental light in the bowl while reducing solar heat.
- Four spires rise an additional 200 feet above the roof surface achieving a total height of 357 feet from the ground. Several steel cables secured at the top of each spire will be extended to the roof to provide additional structural support. Cable diameters range between 3.5" to 5.5" in diameter.

FIELD FACTS

- First team in the NFL to use Paspalum Platinum (shorter versions are Platinum TE or TE). The TE species works well in warm climates with growth not hindered in shade.
- Texture: Courser, thicker grass
- Feel: TE is thicker and lusher so there is a difference in feel and cushion in footing
- Sustainability: More shade tolerance
- Growth: TE grows aggressively and requires less nitrogen in the fertilizer than Bermuda.
- Color Variation: TE is a lighter green shade.

Will shade approximately 92 percent of fans (increase from 17 percent currently).

The main area of canopy, some 530,000 square feet is a single ply TPO membrane.



Four Spires rise an additional 200 feet above the roof surface achieving a total height of 357 feet from the ground

All 8 Super Columns have been completed.



DOLPHINS ON THE AIR THIS SEASON

CEFALO, GRIESE, ROSE AND BOKAMPER RETURN WITH NEW RADIO PARTNER IN 2016

On May 19, 2016, the Miami Dolphins announced a multi-year radio broadcast rights partnership with Miami's Sportsradio 560 WQAM, with the station becoming the official flagship radio partner of the franchise. In addition, all Dolphins games will be simulcast on KISS 99.9 FM "South Florida's NEW Country" and feature expanded pre-, halftime and postgame shows. The games also can be heard on Dolphins.com and throughout South and Central Florida on a variety of stations that make up the Miami Dolphins Radio Network.

The Dolphins previously had their games broadcast on Miami's Sportsradio 560 WQAM during the 1997-2004 and 2007-09 seasons.



As part of the agreement, Sportsradio 560 WQAM will have the radio broadcast rights for all preseason, regular season and playoff games. Dolphins fans who tune into Miami's Sportsradio 560 WQAM will have the opportunity to listen to live broadcasts of Head Coach Adam Gase's day-after game press conferences and "Dolphins Friday," a day of Dolphins centric-content on the station featuring interviews with players, coaches and team executives. Additionally, CBS Radio Miami will promote Dolphins community and Foundation initiatives across multiple platforms.

The preseason English radio broadcast team on Sportsradio 560 WQAM consists of three Dolphins alumni in the booth. Former wide receiver Jimmy Cefalo handles the play-by-play duties with former tight end Joe Rose and former Pro Bowl defensive end Jason Taylor providing the game analysis. During the regular season, Cefalo and Rose are joined by former Hall of Fame quarterback Bob Griese serving as an analyst with former Dolphins Pro Bowl linebacker/defensive end Kim Bokamper reporting from the sidelines.

In addition to the game broadcasts, the station will feature an expanded pregame show with Curtis Stevenson and former Dolphins linebacker Channing Crowder serving as hosts, a halftime show hosted by Kevin Rogers and a postgame show hosted by Orlando Alzugaray and former Dolphins running back Troy Stradford with live updates from Rogers.



990 ESPN Deportes is the Dolphins' official Spanish radio broadcast partner for all preseason, regular season and playoff games. Raul Striker Jr. will handle play-by-play duties with Eduardo Martell as a color analyst. 990 ESPN Deportes additionally airs a



Bob Griese, Joe Rose and Jimmy Cefalo



Eduardo Martell and Raul Striker Jr.

2016 MIAMI DOLPHINS RADIO NETWORKS

LOCATION	NETWORK	LOCATION	NETWORK
Fort Lauderdale	WQAM 560 AM	Miami	KISS 99.9 FM
Fort Lauderdale	KISS 99.9 FM	Miami	WMYM 990 AM (Spanish)
Fort Lauderdale	WMYM 990 AM (Spanish)	Orlando	ESPN 580 AM
Fort Myers	WRXK 96.1 FM	Port St. Lucie	WPSL AM 1590
Key West	WKWF 1600 AM	West Palm Beach	ESPN 106.3 FM
Miami	WQAM 560 AM	West Palm Beach	ESPN Deportes 760 AM (Spanish)



RISE YOUTH PROGRAMS AWARDS

MIAMI DOLPHINS ANNOUNCE WEEK EIGHT YOUTH PROGRAMS AWARDS WITH PARTNER ROSS INITIATIVE IN SPORTS FOR EQUALITY (RISE)

Miami – The Miami Dolphins and the Ross Initiative in Sports for Equality (RISE) recognize the week eight youth football players, coach and parent who have demonstrated their commitment to being leaders on and off the field:

- High School Player of the Week: **Anthony Wynds Jr.** from Palm Beach Central High School. Wynds Jr. is a senior running back, rushing for 260 yards and two touchdowns in a win over Jupiter High School. Last week's victory marked the Broncos' third-straight win and kept the team in contention for the playoffs.
- High School Coach of the Week: **Brendan Kent** from Oxbridge Academy. Kent and his team are having a great season and have defeated some of the toughest teams in the state. He has led Oxbridge Academy to victories over two 2015 State Champions – Charles W. Flanagan High School and Miami Carol City Senior High School. Kent is a native Floridian and a graduate of Florida Atlantic University with a BA in Social Science. He has taught in both public and private school settings and is currently working on a Master's in Educational Leadership. Kent has coached football in the state of Florida for nine years and has experience at both the college and high school levels. He loves to travel with his wife, Keisha, and lives an active lifestyle outside of coaching by golfing and fishing.
- Youth Player of the Week: **Ryan Mack** from the Miami Gardens Ravens 10U of the Florida Youth Football League. Mack rushed for 50 yards and one touchdown on offense and also contributed five solo tackles as a safety. The Miami Gardens Ravens defeated the Fort Lauderdale Hurricanes 36-0.
- Team Mom of the Week: **Tererika Green** from the Miami Junior Rockets 7U of the National Youth Football League. Green goes above and beyond for the 29 kids on her team. She volunteers well over 30 hours, six days a week to make sure that her team's needs are met. Green helps with all of the park's fundraisers, prepares pregame and post-game meals for home and away games and provides rides to and from practices and games to players who need transportation. She also remains the team mom for the Super Pee Wee team (5-6 year olds) at the park without missing a beat.



Youth Player of the Week Ryan Mack
(Miami Gardens Ravens 10U)

Each award recipient will be presented with a plaque on the field during the Nov. 6 Dolphins home game at Hard Rock Stadium against the New York Jets, and receive acknowledgement of their accomplishment in the game program and through the Dolphins' and RISE's social media platforms. They also will receive a pair of tickets to a Miami Dolphins home game and a Dolphins/RISE T-shirt.

As a newly added component of the program and part of the Dolphins/RISE partnership, winners will be empowered to make a difference by participating in a RISE training program where they will learn how to use the unifying power of sport to promote the importance and benefits of unity, equality and inclusiveness as well as address racial tensions their teams, schools and communities might experience.

Awardees also will be encouraged to take a pledge, committing to stand up to racial inequality and share how they plan to affect change by creating a "How I RISE" video message, which will be posted on RISEtoWIN.org.



(L-R) Palm Beach Central HS Athletic Dir. Ray Atkins, Palm Beach Central HS Football Coach Matt Starr, HSPOW Anthony Wynds Jr. and Dolphins Youth Programs Coordinator Lousaka Polite



(L-R) Oxbridge Academy Athletic Dir. Pat Hollern, High School Coach of the Week Brendan Kent and Miami Dolphins Youth Programs Coordinator Lousaka Polite



Team Mom of the Week Tererika Green (Miami Junior Rockets 7U)



MIAMI DOLPHINS IN THE COMMUNITY



#CancerFighters ride their bikes at the DCC Fall Family Fest in Coral Gables

DOLPHINS CANCER CHALLENGE HOSTED HALLOWEEN-THEMED FALL FAMILY FESTS PRESENTED BY THE HARCOURT M. AND VIRGINIA W. SYLVESTER FOUNDATION

Coral Gables & Fort Lauderdale – The Dolphins Cancer Challenge today hosted two Halloween-themed Fall Family Fests presented by The Harcourt M. and Virginia W. Sylvester Foundation at Holiday Park in Fort Lauderdale and in Coral Gables. Children ages 3-16 came dressed in their Halloween costumes to participate in a kids ride in a car-free, safe location with their families – from short loops up to 3-5 miles. Miami Dolphins Wide receiver Kenny Stills awarded DCC-themed medals to ride participants in Fort Lauderdale and Wide receiver Rashawn Scott presented medals in Coral Gables.

“The Fall Family Fests are designed to provide families with an opportunity for kids to ride their bikes in a safe environment with no cars and get them started early raising money to help fight cancer,” Miami Dolphins President & CEO Tom Garfinkel said. “Everyone can be a cancer fighter. You don’t have to have cancer to fight cancer, and we want to get more families involved in that effort.”

The festivities continued with activities for the entire family, including a kids’ zone with bounce houses, an animal exhibit, face painting, food trucks, an adult beer garden, Dolphins Youth Programs football drill stations, a science show and a costume contest.

“We’re so grateful to see so many kids and families come out to support cancer research at Sylvester,” Director of Sylvester Comprehensive Cancer Center Dr. Stephen Nimer said. “What a wonderful partnership between the Dolphins and Sylvester, working together to save lives.”

This event precedes DCCVII, starting with the Kickoff Party on Friday, Feb. 10, followed by the DCC signature event on Saturday Feb. 11 that will include five bike routes through South Florida, a run/walk 5K, a finish line celebration concert, as well as the addition of a Dolphins Youth Ride and a Youth 5K for kids ages 14-17 – extending the opportunity for cancer fighters to be of all ages and all capabilities.



A #CancerFighter decorates a pumpkin at DCC Fall Family Fest at Holiday Park in Fort Lauderdale



Wide Receiver Kenny Stills awards medals to bike participants at the DCC Fall Family Fest at Holiday Park in Fort Lauderdale



DEPTH CHART

OFFENSE								
POS	NO	NAME (GP/GS)	NO	NAME (GP/GS)	NO	NAME (GP/GS)	NO	NAME (GP/GS)
WR	10	Kenny Stills (7/7)						
LT	76	Branden Albert (5/5)						
LG	<u>67</u>	<u>Laremy Tunsil (6/6)</u>						
C	51	Mike Pouncey (3/3)	65	Anthony Steen (6/3)				
RG	74	Jermon Bushrod (7/7)	60	Kraig Urbik (7/1)				
RT	70	Ja'Wuan James (7/7)	79	Sam Young (1/0)				
TE	84	*Jordan Cameron (3/3)	80	*Dion Sims (6/3)	48	MarQueis Gray (7/3)	85	Dominique Jones (3/1)
QB	17	Ryan Tannehill (7/7)	8	Matt Moore (0/0)				
RB	23	Jay Ajayi (6/3)	26	Damien Williams (6/0)	<u>32</u>	<u>Kenyan Drake (7/1)</u>		
WR	14	Jarvis Landry (7/7)	<u>19</u>	<u>Jakeem Grant (7/0)</u>				
WR	11	DeVante Parker (6/3)	<u>88</u>	<u>Leonte Carroo (7/2)</u>				

DEFENSE								
POS	NO	NAME (GP/GS)	NO	NAME (GP/GS)	NO	NAME (GP/GS)	NO	NAME (GP/GS)
DE	91	Cameron Wake (7/2)	50	Andre Branch (7/2)	78	Terrence Fede (3/0)		
DT	93	Ndamukong Suh (7/7)	96	Leon Orr (2/0)				
DT	97	Jordan Phillips (7/7)	52	Chris Jones (6/0)				
DE	94	Mario Williams (7/5)	98	Jason Jones (7/5)	75	Nick Williams (0/0)		
LB	56	Donald Butler (5/2)	42	Spencer Paysinger (6/0)				
LB	47	Kiko Alonso (7/7)	45	Mike Hull (7/0)				
LB	53	Jelani Jenkins (5/4)	46	Neville Hewitt (7/2)				
CB	41	Byron Maxwell (6/6)	28	Bobby McCain (7/1)	33	Bené Benwikere (0/0)	38	Chimdi Chekwa (2/0)
CB	<u>25</u>	<u>*Xavien Howard (4/4)</u>	36	Tony Lippett (7/4)	<u>21</u>	<u>Jordan Lucas (5/0)</u>		
S	24	Isa Abdul-Quddus (7/7)	30	Bacarri Rambo (0/0)				
S	31	Michael Thomas (7/3)	35	Walt Aikens (6/0)				



RB JAY AJAYI IS THE FOURTH PLAYER IN NFL HISTORY TO RUSH FOR 200-PLUS YARDS IN BACK-TO-BACK GAMES, JOINING O.J. SIMPSON, EARL CAMPBELL AND RICKY WILLIAMS.

SPECIALISTS				
POS	NO	NAME	NO	NAME
K	3	Andrew Franks (7/0)		
P	4	Matt Darr (7/0)		
KO	3	Andrew Franks (7/0)		
H	4	Matt Darr (7/0)		
LS	92	John Denney (7/0)		
KOR	<u>19</u>	<u>Jakeem Grant (7/0)</u>	<u>32</u>	<u>Kenyan Drake (7/1)</u>
PR	14	Jarvis Landry (7/7)	<u>19</u>	<u>Jakeem Grant (7/0)</u>

*Underlined players are rookies
* Did not play last week due to injury*



PROJECTED CONTRIBUTORS: OFFENSE

QB 17		RYAN TANNEHILL 6-4 216 TEXAS A&M <ul style="list-style-type: none"> • LAST GAME: vs. Buffalo (10/23): 15-of-25 (60.0 pct.), 204 yds, 1 TD, 99.4 RT • Has started 71 straight games as Miami's quarterback. • Has completed a 50-plus yard pass in five of the team's seven games this season - a career-high and most of any NFL QB. 	
RB 23		JAY AJAYI 6-0 229 BOISE STATE <ul style="list-style-type: none"> • LAST GAME: vs. Buffalo (10/23): 28 att. for 214 yds. (7.6 avg.) and 1 TD. • One of four NFL players to ever rush for 200 yards in consecutive games. • Leads the NFL with 6.37 yards per carry. • First NFL player to top 200 rushing yards in two of his first three career starts. 	DAMIEN WILLIAMS 5-11 228 RB 26
WR 14		JARVIS LANDRY 5-11 206 LSU <ul style="list-style-type: none"> • LAST GAME: vs. Buffalo (10/23): 5 rec. for 78 yds. (15.6 avg.). • Tied for sixth in the NFL with 47 receptions this season. • 10th in the NFL with 572 receiving yards. • Owns two of the franchise's top five single-season reception marks. 	KENYAN DRAKE 6-1 216 RB 32
WR 10		KENNY STILLS 6-0 195 OKLAHOMA <ul style="list-style-type: none"> • LAST GAME: vs. Buffalo (10/23): 5 rec. for 100 yds. (20.0 avg.) and 1 TD • Caught a 66-yard touchdown to essentially seal the win vs. Buffalo in W7. • Averages 16.8 yards per reception since entering the NFL in 2013, the sixth-best mark in the NFL in that span. 	LEONTE CARROO 6-1 217 WR 88
WR 11		DeVANTE PARKER 6-3 212 LOUISVILLE <ul style="list-style-type: none"> • LAST GAME: vs. Buffalo (10/23): 3 rec. for 20 yds. (6.7 avg.). • Averages 16.1 yards per reception in his career. • Has two 100-yard receiving performances in his two-year NFL career, both coming against New England (1/3/16 and 9/18/16). 	JAKEEM GRANT 5-7 172 WR 19
TE 84		JORDAN CAMERON 6-5 265 USC <ul style="list-style-type: none"> • LAST GAME: vs. Buffalo (10/23): Inactive due to injury. • Has caught a pass in 48 consecutive games that he has played in, dating back to Nov. 18, 2012 when he was with the Cleveland Browns. • Earned Pro Bowl selection in 2013. 	DION SIMS 6-4 271 TE 80
LT 76		BRANDEN ALBERT 6-5 314 VIRGINIA <ul style="list-style-type: none"> • LAST GAME: vs. Buffalo (10/23): Started at left tackle. • Has only been penalized twice in 2016. • Has played in 113 career games with 111 starts. • Two-time Pro Bowl selection (2013, 2015). 	
LG 67		LAREMY TUNSIL 6-5 316 MISSISSIPPI <ul style="list-style-type: none"> • LAST GAME: vs. Buffalo (10/23): Started at left guard. • Has been penalized only twice in 2016. • Became first player in team history to start at least one game at both guard and tackle in his rookie season. 	MARQUEIS GRAY 6-4 255 TE 48
C 51		MIKE POUNCEY 6-5 299 FLORIDA <ul style="list-style-type: none"> • LAST GAME: vs. Buffalo (10/23): Started at center • Missed first four games due to injury but returned on Oct. 9 vs. Tenn. • Has blocked for a 200-yard rusher in two of his three games played this year. • Three-time Pro Bowl selection (2013-15). 	
RG 74		JERMON BUSHROD 6-5 320 TOWSON <ul style="list-style-type: none"> • LAST GAME: vs. Buffalo (10/23): Started at right guard. • Played in 115 career games with 103 starts. • Has played left tackle his entire career until moving to right guard this year. • Two-time Pro Bowl selection (2011 and 2012). 	DOMINIQUE JONES 6-3 275 TE 85
RT 70		JA'WUAN JAMES 6-6 307 TENNESSEE <ul style="list-style-type: none"> • LAST GAME: vs. Buffalo (10/23): Started at right tackle. • Has started every game at right tackle for the Dolphins this season. • Did not allow a penalty or a sack in the Week 7 win vs. Buffalo. • Was a first-round pick (19th overall) by Miami in the 2014 NFL draft. 	MATT MOORE 6-3 225 QB 8



PROJECTED CONTRIBUTORS: DEFENSE

DE 91		CAMERON WAKE 6-3 263 PENN STATE <ul style="list-style-type: none"> • LAST GAME: vs. Buffalo (10/23): 2 tackles (1 solo), 1.5 sacks, 2 QBH. • Second in Dolphins history with 73.0 career sacks. • Third in NFL history in most sacks by undrafted players (73.0). • Four-time Pro Bowl selection (2010, 2012-14). 	JASON JONES 6-5 278 
DT 93		NDAMUKONG SUH 6-4 305 NEBRASKA <ul style="list-style-type: none"> • LAST GAME: vs. Buffalo (10/23): 2 tackles (1 solo), 1 sack, 3 QBH. • Second in sacks by an NFL defensive tackle since 2010 (45.5). • Most stuffs by an NFL defensive tackle since 2010 (45.5). • Four-time Pro Bowl selection (2010, 2012-14). 	DE 98 <ul style="list-style-type: none"> • Fourth on team with 2.5 sacks. • In his ninth NFL season with 102 games played and 70 career starts. • Has 30.5 career sacks. • Played last three seasons (2013-15) in Detroit.
DT 97		JORDAN PHILLIPS 6-6 335 OKLAHOMA <ul style="list-style-type: none"> • LAST GAME: vs. Buffalo (10/23): 1 assisted tackle. • His penetration caused QB Russell Wilson to fumble in 4th quarter in Week 1. • Pressured QB Ben Roethlisberger on an interception in Week 6. • Was a second-round pick (52nd overall) from Oklahoma in 2015. 	ANDRE BRANCH 6-5 263 
DE 94		MARIO WILLIAMS 6-6 300 NC STATE <ul style="list-style-type: none"> • LAST GAME: vs. Buffalo (10/23): 2 solo tackles, 1 QBH. • Fourth in NFL in sacks since he entered the league in 2006 (97.0). • Signed by the Dolphins on March 9, 2016. • Four-time Pro Bowl selection (2008-09, 2013-14). 	DE 50 <ul style="list-style-type: none"> • Totaled a season-high 1.5 sacks (all in the first quarter) in Week 6 vs. Pittsburgh. • Played first four years (2012-15) of his NFL career in Jacksonville. • Has 58 career games played, 14 starts and 17.0 sacks.
LB 56		DONALD BUTLER 6-1 242 WASHINGTON <ul style="list-style-type: none"> • LAST GAME: vs. Buffalo (10/23): 3 solo tackles. • Played five seasons with San Diego (2011-15) and totaled 71 games played, 62 starts and 370 tackles there. • Signed by the Dolphins on Sept. 14, 2016. 	LB 42 
LB 47		KIKO ALONSO 6-3 239 OREGON <ul style="list-style-type: none"> • LAST GAME: vs. Buffalo (10/23): 6 tackles (5 solo). • Sixth in the AFC with 62 total tackles (34 solo). • Tied for the NFL lead with two fumble recoveries. • Traded to Miami along with Byron Maxwell from Phil. on March 9, 2016. 	LB 46 
LB 53		JELANI JENKINS 6-0 240 FLORIDA <ul style="list-style-type: none"> • LAST GAME: vs. Buffalo (10/23): 2 solo tackles. • Has played in 49 games with 31 starts in his four-year Dolphins career. • Made his 200th career tackle in the first quarter in Week 2 at NE. Now has 207 career stops. 	CB 28 
CB 41		BYRON MAXWELL 6-1 203 CLEMSON <ul style="list-style-type: none"> • LAST GAME: vs. Buffalo (10/23): 2 tackles (1 solo). • Leads the team with 2 forced fumbles this season. • Has 44 passes defended in 67 career games played. • Traded to Miami along with Kiko Alonso from Phil. on March 9, 2016. 	CB 36 
CB 25		XAVIEN HOWARD 6-1 198 BAYLOR <ul style="list-style-type: none"> • LAST GAME: vs. Buffalo (10/23): Inactive due to injury. • Was tied for second among NFL rookies in total tackles (28) before he was injured in Week 4. • Became first Dolphins rookie CB since 2009 (Sean Smith) to start Week 1. 	CB 33 
S 24		ISA ABDUL-QUDDUS 6-1 196 FORDHAM <ul style="list-style-type: none"> • LAST GAME: vs. Buffalo (10/23): 3 solo tackles and 1 PD. • Has played in 38 consecutive games (Detroit 2014-15, Miami 2016). • Leads the team with two interceptions this season. • Signed by the Dolphins as an unrestricted free agent on March 11, 2016. 	S 35 
S 31		MICHAEL THOMAS 5-11 193 STANFORD <ul style="list-style-type: none"> • LAST GAME: vs. Buffalo (10/23): 3 tackles (2 solo). • Recorded his first career sack with a strip-sack of QB Jacoby Brissett in Week 2 at NE. • Leads the team with nine special teams tackles. 	<ul style="list-style-type: none"> • Played 15 defensive snaps in Week 7 vs. Buffalo - the first game without injured S Reshad Jones. • Is a core special teams player for the Dolphins. • Tied for third with 3 special teams tackles.



2016 MIAMI DOLPHINS TRANSACTIONS (as of October 31, 2016)

DATE	POS.	PLAYER/COACH	TRANSACTION	DATE	POS.	PLAYER/COACH	TRANSACTION
Jan. 4		Chris Grier	Named General Manager	March 8	WR	Christian Jones	Signed as FA
Jan. 6	RB	Jahwan Edwards	Signed to futures contract	March 8	DE	Mario Williams	Signed as FA
Jan. 6	WR	Robert Herron	Signed to futures contract	March 9	DE	Olivier Vernon	Withdrawn Transition Tag
Jan. 6	LB	Terrell Manning	Signed to futures contract	March 9	CB	Brent Grimes	Released
Jan. 6	G	Vinston Painter	Signed to futures contract	March 9	LB	Kiko Alonso	Acquired by Miami in Trade (Phi.)
Jan. 6	G	Anthony Steen	Signed to futures contract	March 9	CB	Byron Maxwell	Acquired by Miami in Trade (Phi.)
Jan. 6	CB	Dax Swanson	Signed to futures contract	March 10	S	Isa Abdul-Quddus	Signed as UFA (Det.)
Jan. 6	DE	Julius Warmesley	Signed to futures contract	March 10	T	Sam Young	Signed as UFA (Jac.)
Jan. 6	DE	Jordan Williams	Signed to futures contract	March 10	LB	James-Michael Johnson	Re-Signed
Jan. 7	WR	Tyler Davis	Signed to futures contract	March 10	C/G	Jacques McClendon	Re-Signed
Jan. 8	DB	Damarr Aultman	Signed to futures contract	March 10	RB	C.J. Anderson	Signed to RFA Offer Sheet (Den.)
Jan. 9		Adam Gase	Named Head Coach	March 10	CB	Byron Maxwell	Restructured Contract
Jan. 12		Vance Joseph	Named Defensive Coordinator	March 11	G/T	Jermon Bushrod	Signed as FA
Jan. 12		Matt Burke	Named Linebackers Coach	March 16	QB	Matt Moore	Re-Signed
Jan. 12		Shane Day	Named Tight Ends Coach	March 16	DE	Andre Branch	Signed as UFA (Jac.)
Jan. 12		Chris Foerster	Named Offensive Line Coach	March 18		Jim Washburn	Named Senior Defensive Assistant/Pass Rush Specialist
Jan. 12		Shawn Jefferson	Named Wide Receivers Coach	March 18	WR	Griff Whalen	Signed as FA
Jan. 12		Eric Stokes	Named Senior Personnel Executive	March 22	C/G	Kraig Urbik	Signed as FA
Jan. 14	DT	Charles Tuauu	Signed to futures contract	March 31	LB	Spencer Paysinger	Re-Signed
Jan. 19	QB	Zac Dysert	Signed to futures contract	March 31	TE	MarQueis Gray	Signed as FA
Jan. 19	TE	Dominique Jones	Signed to futures contract	March 31	RB	Isaiah Pead	Signed as FA
Jan. 20		Clyde Christensen	Named Offensive Coordinator	March 31	RB	Daniel Thomas	Signed as FA
Jan. 20		Bo Hardegee	Named Quarterbacks Coach	April 5	CB	Ifo Ekpre-Olomu	Acquired from waivers (Cle.)
Jan. 20		Jeremiah Washburn	Named Assistant Offensive Line Coach	April 18	DT	Chris Jones	Acquired from waivers (N.E.)
Jan. 25		Blue Adams	Named Football Research Analyst	April 28	DB	Damarr Aultman	Waived
Jan. 25		Lou Anarumo	Named Defensive Backs Coach	April 28	WR	Tyler Davis	Waived
Jan. 25		Jim Arthur	Named Assistant Strength and Conditioning Coach	April 28	WR	Robert Herron	Waived
Jan. 25		Danny Barrett	Named Running Backs Coach	April 28	DT	Robert Thomas II	Waived
Jan. 25		Charlie Bullen	Named Assistant Linebackers Coach	April 28	LB	Terrell Manning	Terminated contract
Jan. 25		Ben Johnson	Named Assistant Wide Receivers Coach	April 28	G/T	Laremy Tunsil	Selected in NFL draft - D1, '16
Jan. 25		Chris Kuper	Named Offensive Quality Control	April 29	CB	Xavien Howard	Selected in NFL draft - D2, '16
Jan. 25		Rusty McKinney	Named Defensive Quality Control	April 29	RB	Kenyan Drake	Selected in NFL draft - D3a, '16
Jan. 25		Ken O'Keefe	Named Senior Football Research Analyst	April 29	WR	Leonte Carroo	Selected in NFL draft - D3b, '16
Jan. 25		Dave Puloka	Named Head Strength and Conditioning Coach	April 30	WR	Jakeem Grant	Selected in NFL draft - D6a, '16
Jan. 25		Ted Rath	Named Assistant Strength and Conditioning Coach	April 30	CB	Jordan Lucas	Selected in NFL draft - D6b, '16
Jan. 28	WR	Tyler Murphy	Signed to futures contract	April 30	QB	Brandon Doughty	Selected in NFL draft - D7a, '16
Feb. 8	T	Jason Fox	Waived	April 30	TE	Thomas Duarte	Selected in NFL draft - D7b, '16
Feb. 12		Daronte Jones	Named Assistant Defensive Backs Coach	April 30	CB	Jamar Taylor	Traded (Cle.)
Feb. 12		Eric Stokes	Parted ways	May 2	RB	Jahwan Edwards	Waived
Feb. 12	DE	Quinton Coples	Terminated contract	May 2	WR	Christian Jones	Waived
Feb. 12	CB	Brice McCain	Terminated contract	May 2	DE	Damontre Moore	Waived
Feb. 19	CB	Chimdi Chekwa	Signed as FA	May 6	LB	Akil Blount	Signed as Undrafted College Free Agent
Feb. 19	WR	A.J. Cruz	Signed as FA	May 6	LB	James Burgess	Signed as Undrafted College Free Agent
Feb. 23	CB	Dax Swanson	Waived	May 6	C/G	Ruben Carter	Signed as Undrafted College Free Agent
Feb. 29	DE	Cleyon Laing	Signed as FA	May 6	LS	Ryan DiSalvo	Signed as Undrafted College Free Agent
March 1	DE	Olivier Vernon	Placed Transition Tag	May 6	LB	Tyler Gray	Signed as Undrafted College Free Agent
March 5	DT	Ndamukong Suh	Restructured Contract	May 6	S	A.J. Hendy	Signed as Undrafted College Free Agent
March 5	LB	Koa Misi	Restructured Contract	May 6	TE	Gabe Hughes	Signed as Undrafted College Free Agent
March 5	S	Shamiel Gary	Placed Exclusive Rights Tender	May 6	DE	Farrington Huguenin	Signed as Undrafted College Free Agent
March 5	WR	Matt Hazel	Placed Exclusive Rights Tender	May 6	K	Marshall Koehn	Signed as Undrafted College Free Agent
March 5	T	Ulrick John	Placed Exclusive Rights Tender	May 6	CB	Lafayette Pitts	Signed as Undrafted College Free Agent
March 5	CB	Tyler Patmon	Placed Exclusive Rights Tender	May 6	WR	Rashawn Scott	Signed as Undrafted College Free Agent
March 5	TE	Jake Stoneburner	Placed Exclusive Rights Tender	May 6	WR	Brandon Shippen	Signed as Undrafted College Free Agent
March 5	S	Michael Thomas	Placed Exclusive Rights Tender	May 7	DE	Cameron Wake	Signed Contract Extension
March 5	WR	Greg Jennings	Released	May 16	DE	Jason Jones	Signed as FA
March 8	TE	Jordan Cameron	Restructured Contract	June 16	QB	Logan Thomas	Waived
March 8	DT	Robert Thomas II	Restructured Contract	June 16	DT	Charles Tuauu	Waived



2016 MIAMI DOLPHINS TRANSACTIONS (as of October 31, 2016)

DATE	POS.	PLAYER/COACH	TRANSACTION	DATE	POS.	PLAYER/COACH	TRANSACTION
July 18	RB	Arian Foster	Signed as FA	Sept. 3	DE	Jordan Williams	Waived
July 29	CB	Xavien Howard	Placed on Physically Unable to Perform List	Sept. 3	CB	Chimdi Chekwa	Released
July 29	CB	Bobby McCain	Placed on Physically Unable to Perform List	Sept. 3	LB	James-Michael Johnson	Released
July 29	RB	Arian Foster	Placed on Physically Unable to Perform List	Sept. 3	TE	Dominique Jones	Released
July 29	RB	Damien Williams	Placed on Physically Unable to Perform List	Sept. 3	RB	Daniel Thomas	Released
July 29	LB	Zach Vigil	Placed on Active/Non-Football Injury List	Sept. 3	T	Sam Young	Released
July 29	DE	Dion Jordan	Conditionally reinstated by NFL	Sept. 3	CB	Chris Culliver	Placed on Reserve/Physically Unable To Perform List
July 30	CB	Bobby McCain	Activated from Physically Unable to Perform List	Sept. 4	WR	Justin Hunter	Acquired from waivers (Ten.)
July 30	CB	Rashaan Melvin	Signed as FA	Sept. 4	WR	Griff Whalen	Released
July 30	TE	Jake Stoneburner	Waived	Sept. 4	LB	James Burgess	Signed to practice squad
July 31	CB	Brandon Harris	Signed as FA	Sept. 4	G	Jamil Douglas	Signed to practice squad
July 31	CB	Tyler Patmon	Waived	Sept. 4	TE	Thomas Duarte	Signed to practice squad
July 31	RB	Arian Foster	Activated from Physically Unable to Perform List	Sept. 4	S	A.J. Hendy	Signed to practice squad
July 31	DE	Dion Jordan	Placed on Active/Non-Football Injury List	Sept. 4	T	Ulrick John	Signed to practice squad
Aug. 2	RB	Damien Williams	Activated from Physically Unable to Perform List	Sept. 4	DE	Cleyon Laing	Signed to practice squad
Aug. 3	LB	Danny Lansanah	Signed as FA	Sept. 4	CB	Lafayette Pitts	Signed to practice squad
Aug. 3	WR	Tyler Murphy	Waived/Injured	Sept. 4	WR	Rashawn Scott	Signed to practice squad
Aug. 6	WR	Tyler Murphy	Reached an injury settlement	Sept. 4	DE	Jordan Williams	Signed to practice squad
Aug. 8	CB	Al Louis-Jean	Signed as FA	Sept. 6	LB	Brandon Watts	Signed to practice squad
Aug. 8	CB	Ifo Ekpre-Olomu	Waived/Injured	Sept. 13	LB	James Burgess	Released from practice squad
Aug. 9	CB	Ifo Ekpre-Olomu	Placed on Reserve/Injured List	Sept. 13	LB	Donald Butler	Signed as FA
Aug. 10	CB	Chris Culliver	Signed as FA	Sept. 13	DT	Earl Mitchell	Placed on Reserve/Injured List
Aug. 10	CB	Chris Culliver	Placed on Physically Unable to Perform List	Sept. 14	QB	Brandon Doughty	Waived
Aug. 10	C/G	Jacques McClendon	Released	Sept. 14	DT	Chris Jones	Signed as FA
Aug. 10	LB	Danny Lansanah	Released	Sept. 15	QB	Brandon Doughty	Signed to practice squad
Aug. 15	DE	Cedric Reed	Signed as FA	Sept. 20	DE	Jordan Williams	Released from practice squad
Aug. 16	DE	Farrington Huguenin	Waived/Injured	Sept. 20	DT	Leon Orr	Signed to practice squad
Aug. 18	CB	Xavien Howard	Activated from Physically Unable to Perform List	Sept. 28	WR	Justin Hunter	Waived
Aug. 27	LB	Akil Blount	Waived	Sept. 29	G	Jamil Douglas	Signed to Active Roster from Practice Squad
Aug. 27	C/G	Ruben Carter	Waived	Sept. 30	G	Jamil Douglas	Waived
Aug. 27	WR	A.J. Cruz	Waived	Oct. 3	TE	Dominique Jones	Signed as FA
Aug. 27	LS	Ryan DiSalvo	Waived	Oct. 4	G	Jamil Douglas	Signed to practice squad
Aug. 27	WR	Matt Hazel	Waived	Oct. 8	T	Ulrick John	Released off Practice Squad (Arizona)
Aug. 27	TE	Gabe Hughes	Waived	Oct. 10	CB	Bené Benwikere	Acquired from waivers (Car.)
Aug. 27	K	Marshall Koehn	Waived	Oct. 10	LB	Koa Misi	Placed on Reserve/Injured List
Aug. 27	CB	Al Louis-Jean	Waived	Oct. 11	CB	Chimdi Chekwa	Signed as FA
Aug. 27	G	Vinston Painter	Waived	Oct. 11	T	Sam Young	Signed as FA
Aug. 27	WR	Brandon Shippen	Waived	Oct. 11	RB	Isaiah Pead	Released
Aug. 27	CB	Brandon Harris	Released	Oct. 11	G/T	Billy Turner	Waived
Aug. 29	DE	Chris McCain	Traded (N.O.)	Oct. 11	G	Dallas Thomas	Waived
Aug. 30	DE	Dion Jordan	Placed on Reserve/Non-Football Injury List	Oct. 11	G	Jamil Douglas	Released from practice squad
Aug. 30	LB	Zach Vigil	Placed on Reserve/Non-Football Injury List	Oct. 11	C	Jake Brendel	Signed to practice squad
Sept. 3	LB	James Burgess	Waived	Oct. 11	T	Terry Poole	Signed to practice squad
Sept. 3	DT	Deandre Coleman	Waived	Oct. 12	DT	Leon Orr	Signed to Active Roster from Practice Squad
Sept. 3	G	Jamil Douglas	Waived	Oct. 12	RB	Seniorise Perry	Signed to practice squad
Sept. 3	TE	Thomas Duarte	Waived	Oct. 19	S	Reshad Jones	Placed on Reserve/Injured List
Sept. 3	QB	Zac Dysert	Waived	Oct. 19	DE	Nick Williams	Acquired from waivers (K.C.)
Sept. 3	S	Shamiel Gary	Waived	Oct. 24	RB	Arian Foster	Placed on Reserve/Retired List
Sept. 3	LB	Tyler Gray	Waived	Oct. 25	S	Bacarri Rambo	Signed as FA
Sept. 3	S	A.J. Hendy	Waived	Oct. 26	DE	Julius Warmesley	Waived
Sept. 3	T	Ulrick John	Waived	Oct. 31	DE	Julius Warmesley	Signed to practice squad
Sept. 3	DT	Chris Jones	Waived	Oct. 31	DE	Cleyon Laing	Released from practice squad
Sept. 3	DE	Cleyon Laing	Waived				
Sept. 3	CB	Rashaan Melvin	Waived				
Sept. 3	CB	Lafayette Pitts	Waived				
Sept. 3	DE	Cedric Reed	Waived				
Sept. 3	WR	Rashawn Scott	Waived				



2016 MIAMI DOLPHINS NUMERICAL ROSTER

(as of October 31, 2016 - visit Dolphins.com for most up-to-date roster)

No.	Name	Pos.	Ht.	Wt.	Birthdate	Exp.	College	Hometown	How Acq.	Date Placed
3	Andrew Franks	K	6-1	202	1/11/93	2	RPI '15	Carmel, Calif.	FA, '15	
4	Matt Darr	P	6-1	214	7/2/92	2	Tennessee '15	Bakersfield, Calif.	FA, '15	
8	Matt Moore	QB	6-3	225	8/9/84	9	Oregon State '07	Newhall, Calif.	UFA, '11 (Car.)	
10	Kenny Stills	WR	6-0	195	4/22/92	4	Oklahoma '13	Carlsbad, Calif.	T, 2015 (N.O.)	
11	DeVante Parker	WR	6-3	212	1/20/93	2	Louisville '15	Louisville, Ky.	D1, '15	
14	Jarvis Landry	WR	5-11	206	11/28/92	3	LSU '14	Lutcher, La.	D2, '14	
17	Ryan Tannehill	QB	6-4	216	7/27/88	5	Texas A&M '12	Big Spring, Texas	D1, '12	
19	Jakeem Grant	WR	5-7	172	10/30/92	R	Texas Tech '16	Mesquite, Texas	D6a, '16	
21	Jordan Lucas	CB	6-0	204	8/2/93	R	Penn State '16	New Rochelle, N.Y.	D6b, '16	
23	Jay Ajayi	RB	6-0	229	6/15/93	2	Boise State '15	Plano, Texas	D5b, '15	
24	Isa Abdul-Quddus	S	6-1	196	8/3/89	6	Fordham '11	Union, N.J.	UFA, '16 (Det.)	
25	Xavien Howard	CB	6-1	198	7/4/93	R	Baylor '16	Houston, Texas	D2, '16	
26	Damien Williams	RB	5-11	228	4/3/92	3	Oklahoma '14	San Diego, Calif.	FA, '14	
28	Bobby McCain	CB	5-11	192	8/18/93	2	Memphis '15	Oxford, Ala.	D5a, '15	
30	Bacarri Rambo	S	6-0	211	6/27/90	4	Georgia '13	Donalsonville, Ga	FA, '16	
31	Michael Thomas	S	5-11	193	3/17/90	4	Stanford '12	Houston, Texas	FA, '13	
32	Kenyan Drake	RB	6-1	216	1/26/94	R	Alabama '16	Powder Springs, Ga.	D3a, '16	
33	Bené Benwikere	CB	6-0	200	9/3/91	3	San Jose State '14	Fontana, Calif.	Wai., '16 (Car.)	
35	Walt Aikens	S	6-1	218	6/19/91	3	Liberty '14	Charlotte, N.C.	D4, '14	
36	Tony Lippett	CB	6-3	194	7/2/92	2	Michigan State '15	Detroit, Mich.	D5d, '15	
38	Chimdi Chekwa	CB	6-0	196	1/7/88	4	Ohio State '11	Clermont, Fla.	FA, '16	
41	Byron Maxwell	CB	6-1	203	2/23/88	6	Clemson '11	North Charleston, S.C.	T, 2016 (Phi.)	
42	Spencer Paysinger	LB	6-2	249	6/28/88	6	Oregon '11	Los Angeles, Calif.	UFA, '15 (NYG)	
45	Mike Hull	LB	6-0	233	5/25/91	1	Penn State '15	Canonsburg, Pa.	FA, '15	
46	Neville Hewitt	LB	6-2	232	4/6/93	2	Marshall '15	Conyers, Ga.	FA, '15	
47	Kiko Alonso	LB	6-3	239	8/14/90	4	Oregon '13	Los Gatos, Calif.	T, 2016 (Phi.)	
48	MarQueis Gray	TE	6-4	255	11/7/89	4	Minnesota '13	Indianapolis, Ind.	FA, '16	
50	Andre Branch	DE	6-5	263	7/14/89	5	Clemson '12	Richmond, Va.	UFA, '16 (Jac.)	
51	Mike Pouncey	C	6-5	299	7/24/89	6	Florida '11	Lakeland, Fla.	D1, '11	
52	Chris Jones	DT	6-1	293	7/12/90	4	Bowling Green '13	Brownsburg, Ind.	FA, '16	
53	Jelani Jenkins	LB	6-0	240	3/13/92	4	Florida '13	Olney, Md.	D4a, '13	
56	Donald Butler	LB	6-1	242	10/17/88	6	Washington '10	Sacramento, Calif.	FA, '16	
60	Kraig Urbik	C/G	6-5	334	9/23/85	8	Wisconsin '09	Hudson, Wis.	FA, '16	
65	Anthony Steen	C/G	6-3	313	5/9/90	1	Alabama '14	Clarksdale, Miss.	FA, '16	
67	Laremy Tunsil	G/T	6-5	316	8/2/94	R	Mississippi '16	Lake City, Fla.	D1, '16	
70	Ja'Wuan James	T	6-6	307	6/3/92	3	Tennessee '14	Suwannee, Ga.	D1, '14	
74	Jermon Bushrod	G/T	6-5	320	8/19/84	10	Towson '07	Fredericksburg, Va.	FA, '16	
75	Nick Williams	DE	6-4	309	2/21/90	3	Samford '13	Birmingham, Ala.	Wai., '16 (K.C.)	
76	Branden Albert	T	6-5	314	11/4/84	9	Virginia '08	Glen Burnie, Md.	UFA, '14 (K.C.)	
78	Terrence Fede	DE	6-4	267	11/19/91	3	Marist '14	Nyack, N.Y.	D7, '14	
79	Sam Young	T	6-8	315	6/24/87	7	Notre Dame '10	Coral Springs, Fla.	FA, '16	
80	Dion Sims	TE	6-4	271	2/18/91	4	Michigan State '13	Detroit, Mich.	D4b, '13	
84	Jordan Cameron	TE	6-5	265	8/7/88	6	Southern California '11	Newbury Park, Calif.	UFA, '15 (Cle.)	
85	Dominique Jones	TE	6-3	275	8/15/87	3	Shepherd '11	San Diego, Calif.	FA, '16	
88	Leonte Carroo	WR	6-1	217	1/24/94	R	Rutgers '16	Edison, N.J.	D3b, '16	
91	Cameron Wake	DE	6-3	263	1/30/82	8	Penn State '05	Hyattsville, Md.	FA, '09	
92	John Denney	LS	6-5	242	12/13/78	12	Brigham Young '05	Thornton, Colo.	FA, '05	
93	Ndamukong Suh	DT	6-4	305	1/6/87	7	Nebraska '10	Portland, Oregon	UFA '15 (Det.)	
94	Mario Williams	DE	6-6	300	1/31/85	11	North Carolina State '06	Richlands, N.C.	FA, '16	
96	Leon Orr	DT	6-5	320	2/11/92	1	Florida '15	New Port Richey, Fla.	FA, '16	
97	Jordan Phillips	DT	6-6	335	10/15/92	2	Oklahoma '15	Towanda, Kan.	D2, '15	
98	Jason Jones	DE	6-5	278	5/23/86	9	Eastern Michigan '08	Southfield, Mich.	FA, '16	
RESERVE/PHYSICALLY UNABLE TO PERFORM										
29	Chris Culliver	CB	6-0	199	8/17/88	6	South Carolina '11	Philadelphia, Pa.	FA, '16	
RESERVE/NON-FOOTBALL INJURY										
49	Zach Vigil	LB	6-2	240	3/28/91	2	Utah State '15	Clearfield, Utah	FA, '15	
95	Dion Jordan	DE	6-6	275	3/5/90	3	Oregon '13	Chandler, Ariz.	D1, '13	
RESERVE/INJURED										
20	Reshad Jones	S	6-1	214	2/25/88	7	Georgia '10	Atlanta, Ga.	D5b, '10	10/19/2016
33	Ifo Ekpre-Olomu	CB	5-9	200	7/10/93	1	Oregon '15	Chino Hills, Calif.	Wai., '16 (Cle.)	8/10/2016
55	Koa Misi	LB	6-3	256	1/17/87	7	Utah '10	Santa Rosa, Calif.	D2, '10	10/10/2016
90	Earl Mitchell	DT	6-3	310	9/25/87	7	Arizona '10	Houston, Texas	UFA, '14 (Hou.)	9/13/2016
PRACTICE SQUAD										
6	Brandon Doughty	QB	6-3	217	10/6/91	R	Western Kentucky '16	Davie, Fla.	D7a, '16	
34	Senorise Perry	RB	6-0	211	9/19/91	3	Louisville '14	Summerville, Ga.	FA, '16	
37	A.J. Hendy	S	6-0	209	4/8/93	R	Maryland '16	Bowie, Md.	FA, '16	
40	Lafayette Pitts	CB	5-11	196	9/24/92	R	Pittsburgh '16	Duquesne, Pa.	FA, '16	
58	Brandon Watts	LB	6-2	231	1/21/91	3	Georgia Tech '14	Tennille, Ga.	FA, '16	
64	Jake Brendel	C	6-4	305	9/10/92	R	UCLA '16	Madison, Wis.	FA, '16	
69	Terry Poole	T	6-5	300	2/27/92	1	San Diego State '15	Seaside, Calif.	FA, '16	
73	Julius Warmlesley	DE	6-2	294	5/15/90	1	Tulane '14	Baton Rouge, La.	FA, '16	
83	Thomas Duarte	TE	6-2	241	3/30/95	R	UCLA '16	Fullerton, Calif.	D7b, '16	
87	Rashawn Scott	WR	6-2	204	1/29/92	R	Miami (FL) '16	Melbourne, Fla.	FA, '16	



2016 MIAMI DOLPHINS ALPHABETICAL ROSTER

(as of October 31, 2016 - visit Dolphins.com for most up-to-date roster)

No.	Name	Pos.	Ht.	Wt.	Birthdate	Exp.	College	Hometown	How Acq.	Date Placed
24	Abdul-Quddus, Isa	S	6-1	196	8/3/89	6	Fordham '11	Union, N.J.	UFA, '16 (Det.)	
35	Aikens, Walt	S	6-1	218	6/19/91	3	Liberty '14	Charlotte, N.C.	D4, '14	
23	Ajayi, Jay	RB	6-0	229	6/15/93	2	Boise State '15	Plano, Texas	D5b, '15	
76	Albert, Brandon	T	6-5	314	11/4/84	9	Virginia '08	Glen Burnie, Md.	UFA, '14 (K.C.)	
47	Alonso, Kiko	LB	6-3	239	8/14/90	4	Oregon '13	Los Gatos, Calif.	T, 2016 (Phi.)	
33	Benwikere, Bené	CB	6-0	200	9/3/91	3	San Jose State '14	Fontana, Calif.	Wai., '16 (Car.)	
50	Branch, Andre	DE	6-5	263	7/14/89	5	Clemson '12	Richmond, Va.	UFA, '16 (Jac.)	
74	Bushrod, Jermon	G/T	6-5	320	8/19/84	10	Towson '07	Fredericksburg, Va.	FA, '16	
56	Butler, Donald	LB	6-1	242	10/17/88	6	Washington '10	Sacramento, Calif.	FA, '16	
84	Cameron, Jordan	TE	6-5	265	8/7/88	6	Southern California '11	Newbury Park, Calif.	UFA, '15 (Cle.)	
88	Carroo, Leonte	WR	6-1	217	1/24/94	R	Rutgers '16	Edison, N.J.	D3b, '16	
38	Chekwa, Chimdi	CB	6-0	196	1/7/88	4	Ohio State '11	Clermont, Fla.	FA, '16	
4	Darr, Matt	P	6-1	214	7/2/92	2	Tennessee '15	Bakersfield, Calif.	FA, '15	
92	Denney, John	LS	6-5	242	12/13/78	12	Brigham Young '05	Thornton, Colo.	FA, '05	
32	Drake, Kenyan	RB	6-1	216	1/26/94	R	Alabama '16	Powder Springs, Ga.	D3a, '16	
78	Fede, Terrence	DE	6-4	267	11/19/91	3	Marist '14	Nyack, N.Y.	D7, '14	
3	Franks, Andrew	K	6-1	202	1/11/93	2	RPI '15	Carmel, Calif.	FA, '15	
19	Grant, Jakeem	WR	5-7	172	10/30/92	R	Texas Tech '16	Mesquite, Texas	D6a, '16	
48	Gray, MarQueis	TE	6-4	255	11/7/89	4	Minnesota '13	Indianapolis, Ind.	FA, '16	
46	Hewitt, Neville	LB	6-2	232	4/6/93	2	Marshall '15	Conyers, Ga.	FA, '15	
25	Howard, Xavien	CB	6-1	198	7/4/93	R	Baylor '16	Houston, Texas	D2, '16	
45	Hull, Mike	LB	6-0	233	5/25/91	1	Penn State '15	Cononsburg, Pa.	FA, '15	
70	James, Ja'Wuan	T	6-6	307	6/3/92	3	Tennessee '14	Suwannee, Ga.	D1, '14	
53	Jenkins, Jelani	LB	6-0	240	3/13/92	4	Florida '13	Olney, Md.	D4a, '13	
52	Jones, Chris	DT	6-1	293	7/12/90	4	Bowling Green '13	Brownsburg, Ind.	FA, '16	
85	Jones, Dominique	TE	6-3	275	8/15/87	3	Shepherd '11	San Diego, Calif.	FA, '16	
98	Jones, Jason	DE	6-5	278	5/23/86	9	Eastern Michigan '08	Southfield, Mich.	FA, '16	
14	Landry, Jarvis	WR	5-11	206	11/28/92	3	LSU '14	Lutcher, La.	D2, '14	
36	Lippett, Tony	CB	6-3	194	7/2/92	2	Michigan State '15	Detroit, Mich.	D5d, '15	
21	Lucas, Jordan	CB	6-0	204	8/2/93	R	Penn State '16	New Rochelle, N.Y.	D6b, '16	
41	Maxwell, Byron	CB	6-1	203	2/23/88	6	Clemson '11	North Charleston, S.C.	T, 2016 (Phi.)	
28	McCain, Bobby	CB	5-11	192	8/18/93	2	Memphis '15	Oxford, Ala.	D5a, '15	
8	Moore, Matt	QB	6-3	225	8/9/84	9	Oregon State '07	Newhall, Calif.	UFA, '11 (Car.)	
96	Orr, Leon	DT	6-5	320	2/11/92	1	Florida '15	New Port Richey, Fla.	FA, '16	
11	Parker, DeVante	WR	6-3	212	1/20/93	2	Louisville '15	Louisville, Ky.	D1, '15	
42	Paysinger, Spencer	LB	6-2	249	6/28/88	6	Oregon '11	Los Angeles, Calif.	UFA, '15 (NYG)	
97	Phillips, Jordan	DT	6-6	335	10/15/92	2	Oklahoma '15	Towanda, Kan.	D2, '15	
51	Pouncey, Mike	C	6-5	299	7/24/89	6	Florida '11	Lakeland, Fla.	D1, '11	
30	Rambo, Bacarri	S	6-0	211	6/27/90	4	Georgia '13	Donalsonville, Ga.	FA, '16	
80	Sims, Dion	TE	6-4	271	2/18/91	4	Michigan State '13	Detroit, Mich.	D4b, '13	
65	Steen, Anthony	C/G	6-3	313	5/9/90	1	Alabama '14	Clarksdale, Miss.	FA, '16	
10	Stills, Kenny	WR	6-0	195	4/22/92	4	Oklahoma '13	Carlsbad, Calif.	T, 2015 (N.O.)	
93	Suh, Ndamukong	DT	6-4	305	1/6/87	7	Nebraska '10	Portland, Oregon	UFA '15 (Det.)	
17	Tannehill, Ryan	QB	6-4	216	7/27/88	5	Texas A&M '12	Big Spring, Texas	D1, '12	
31	Thomas, Michael	S	5-11	193	3/17/90	4	Stanford '12	Houston, Texas	FA, '13	
67	Tunsil, Laremy	G/T	6-5	316	8/2/94	R	Mississippi '16	Lake City, Fla.	D1, '16	
60	Urbik, Kraig	C/G	6-5	334	9/23/85	8	Wisconsin '09	Hudson, Wis.	FA, '16	
91	Wake, Cameron	DE	6-3	263	1/30/82	8	Penn State '05	Hyattsville, Md.	FA, '09	
26	Williams, Damien	RB	5-11	228	4/3/92	3	Oklahoma '14	San Diego, Calif.	FA, '14	
94	Williams, Mario	DE	6-6	300	1/31/85	11	North Carolina State '06	Richlands, N.C.	FA, '16	
75	Williams, Nick	DE	6-4	309	2/21/90	3	Samford '13	Birmingham, Ala.	Wai., '16 (K.C.)	
79	Young, Sam	T	6-8	315	6/24/87	7	Notre Dame '10	Coral Springs, Fla.	FA, '16	
RESERVE/PHYSICALLY UNABLE TO PERFORM										
29	Culliver, Chris	CB	6-0	199	8/17/88	6	South Carolina '11	Philadelphia, Pa.	FA, '16	
RESERVE/NON-FOOTBALL INJURY										
49	Vigil, Zach	LB	6-2	240	3/28/91	2	Utah State '15	Clearfield, Utah	FA, '15	
95	Jordan, Dion	DE	6-6	275	3/5/90	3	Oregon '13	Chandler, Ariz.	D1, '13	
RESERVE/INJURED										
20	Jones, Reshad	S	6-1	214	2/25/88	7	Georgia '10	Atlanta, Ga.	D5b, '10	10/19/2016
33	Ekpre-Olomu, Ifo	CB	5-9	200	7/10/93	1	Oregon '15	Chino Hills, Calif.	Wai., '16 (Cle.)	8/10/2016
55	Misi, Koa	LB	6-3	256	1/17/87	7	Utah '10	Santa Rosa, Calif.	D2, '10	10/10/2016
90	Mitchell, Earl	DT	6-3	310	9/25/87	7	Arizona '10	Houston, Texas	UFA, '14 (Hou.)	9/13/2016
PRACTICE SQUAD										
64	Brendel, Jake	C	6-4	305	9/10/92	R	UCLA '16	Madison, Wis.	FA, '16	
6	Doughty, Brandon	QB	6-3	217	10/6/91	R	Western Kentucky '16	Davie, Fla.	D7a, '16	
83	Duarte, Thomas	TE	6-2	241	3/30/95	R	UCLA '16	Fullerton, Calif.	D7b, '16	
37	Hendy, A.J.	S	6-0	209	4/8/93	R	Maryland '16	Bowie, Md.	FA, '16	
34	Perry, Seniorise	RB	6-0	211	9/19/91	3	Louisville '14	Summerville, Ga.	FA, '16	
40	Pitts, Lafayette	CB	5-11	196	9/24/92	R	Pittsburgh '16	Duquesne, Pa.	FA, '16	
69	Poole, Terry	T	6-5	300	2/27/92	1	San Diego State '15	Seaside, Calif.	FA, '16	
87	Scott, Rashawn	WR	6-2	204	1/29/92	R	Miami (FL) '16	Melbourne, Fla.	FA, '16	
73	Warmesley, Julius	DE	6-2	294	5/15/90	1	Tulane '14	Baton Rouge, La.	FA, '16	
58	Watts, Brandon	LB	6-2	231	1/21/91	3	Georgia Tech '14	Tennille, Ga.	FA, '16	



2016 MIAMI DOLPHINS POSITIONAL ROSTER / PRONUNCIATIONS (as of Oct. 31, 2016)

OFFENSE (22)

QUARTERBACKS (2)							
NO	NAME	POS	HT	WT	DOB	EXP	COLLEGE
8	Moore, Matt	QB	6-3	225	8/9/84	9	Oregon State '07
17	Tannehill, Ryan	QB	6-4	216	7/27/88	5	Texas A&M '12

RUNNING BACKS (3)							
NO	NAME	POS	HT	WT	DOB	EXP	COLLEGE
23	Ajayi, Jay	RB	6-0	229	6/15/93	2	Boise State '15
26	Williams, Damien	RB	5-11	228	4/3/92	3	Oklahoma '14
32	Drake, Kenyan	RB	6-1	216	1/26/94	R	Alabama '16

WIDE RECEIVERS (5)							
NO	NAME	POS	HT	WT	DOB	EXP	COLLEGE
10	Stills, Kenny	WR	6-0	195	4/22/92	4	Oklahoma '13
11	Parker, DeVante	WR	6-3	212	1/20/93	2	Louisville '15
14	Landry, Jarvis	WR	5-11	206	11/28/92	3	LSU '14
19	Grant, Jakeem	WR	5-7	172	10/30/92	R	Texas Tech '16
88	Carroo, Leonte	WR	6-1	217	1/24/94	R	Rutgers '16

TIGHT ENDS (4)							
NO	NAME	POS	HT	WT	DOB	EXP	COLLEGE
48	Gray, MarQueis	TE	6-4	255	11/7/89	4	Minnesota '13
80	Sims, Dion	TE	6-4	271	2/18/91	4	Michigan State '13
84	Cameron, Jordan	TE	6-5	265	8/7/88	6	Southern California '11
85	Jones, Dominique	TE	6-3	275	8/15/87	3	Shepherd '11

OFFENSIVE LINEMEN (8)							
NO	NAME	POS	HT	WT	DOB	EXP	COLLEGE
51	Pouncey, Mike	C	6-5	299	7/24/89	6	Florida '11
60	Urbik, Kraig	C/G	6-5	334	9/23/85	8	Wisconsin, '09
65	Steen, Anthony	C/G	6-3	313	5/9/90	1	Alabama '14
67	Tunsil, Laremy	G/T	6-5	316	8/2/94	R	Mississippi '16
70	James, Ja'Wuan	T	6-6	307	6/3/92	3	Tennessee '14
74	Bushrod, Jermon	G/T	6-5	320	8/19/84	10	Towson '07
76	Albert, Brandon	T	6-5	314	11/4/84	9	Virginia '10
79	Young, Sam	T	6-8	315	6/24/87	7	Notre Dame '10

PRACTICE SQUAD (10)

NO	NAME	POS	HT	WT	DOB	EXP	COLLEGE
64	Brendel, Jake	C	6-4	305	9/10/92	R	UCLA '16
6	Doughty, Brandon	QB	6-3	217	10/6/91	R	Western Kentucky '16
83	Duarte, Thomas	TE	6-2	241	3/30/95	R	UCLA '16
37	Hendy, A.J.	S	6-0	209	4/8/93	R	Maryland '16
34	Perry, Seniorise	RB	6-0	211	9/19/91	3	Louisville '14
40	Pitts, Lafayette	CB	5-11	196	9/24/92	R	Pittsburgh '16
69	Poole, Terry	T	6-5	300	2/27/92	1	San Diego State '15
87	Scott, Rashawn	WR	6-2	204	1/29/92	R	Miami (FL) '16
73	Warmsley, Julius	DE	6-2	294	5/15/90	1	Tulane '14
58	Watts, Brandon	LB	6-2	231	1/21/91	3	Georgia Tech '14

RESERVE/INJURED (4)

NO	NAME	POS	HT	WT	DOB	EXP	COLLEGE
20	Jones, Reshad	S	6-1	214	2/25/88	7	Georgia '10
33	Ekpre-Olomu, Ifo	CB	5-9	200	7/10/93	1	Oregon '15
55	Misi, Koa	LB	6-3	256	1/17/87	7	Utah '10
90	Mitchell, Earl	DT	6-3	310	9/25/87	7	Arizona '10

DEFENSE (27)

DEFENSIVE LINEMEN (10)							
NO	NAME	POS	HT	WT	DOB	EXP	COLLEGE
50	Branch, Andre	DE	6-5	263	7/14/89	5	Clemson '12
52	Jones, Chris	DT	6-1	293	7/12/90	4	Bowling Green '13
75	Nick Williams	DE	6-4	309	2/21/90	3	Samford '13
78	Fede, Terrence	DE	6-4	267	11/19/91	3	Marist '14
91	Wake, Cameron	DE	6-3	263	1/30/82	8	Penn State '05
93	Suh, Ndamukong	DT	6-4	305	1/6/87	7	Nebraska '10
94	Williams, Mario	DE	6-6	300	1/31/85	11	North Carolina State '06
96	Orr, Leon	DT	6-5	320	2/11/92	1	Florida '13
97	Phillips, Jordan	DT	6-6	335	10/15/92	2	Oklahoma '15
98	Jones, Jason	DE	6-5	278	5/23/86	9	Eastern Michigan '08

LINEBACKERS (6)							
NO	NAME	POS	HT	WT	DOB	EXP	COLLEGE
42	Paysinger, Spencer	LB	6-2	249	6/28/88	6	Oregon '11
45	Hull, Mike	LB	6-0	233	5/25/91	1	Penn State '15
46	Hewitt, Neville	LB	6-2	232	4/6/93	2	Marshall '15
47	Alonso, Kiko	LB	6-3	239	8/14/90	4	Oregon '13
53	Jenkins, Jelani	LB	6-0	240	3/13/92	4	Florida '13
56	Butler, Donald	LB	6-1	242	10/17/88	6	Washington '10

DEFENSIVE BACKS (11)							
NO	NAME	POS	HT	WT	DOB	EXP	COLLEGE
21	Lucas, Jordan	CB	6-0	204	8/2/93	R	Penn State '16
24	Abdul-Quddus, Isa	S	6-1	196	8/3/89	6	Fordham '11
25	Howard, Xavien	CB	6-1	198	7/4/93	R	Baylor '16
28	McCain, Bobby	CB	5-11	192	8/18/93	2	Memphis '15
31	Thomas, Michael	S	5-11	193	3/17/90	4	Stanford '12
33	Benwikere, Bené	CB	6-0	200	9/3/91	3	San Jose State '14
35	Aikens, Walt	S	6-1	218	6/19/91	3	Liberty '14
36	Lippett, Tony	CB	6-3	194	7/2/92	2	Michigan State '15
38	Chekwa, Chimdi	CB	6-0	196	1/7/88	4	Ohio State '11
41	Maxwell, Byron	CB	6-1	203	2/23/88	6	Clemson '11

SPECIALISTS (3)

NO	NAME	POS	HT	WT	DOB	EXP	COLLEGE
3	Franks, Andrew	K	6-1	202	1/11/93	2	RPI '15
4	Darr, Matt	P	6-1	214	7/2/92	2	Tennessee '15
92	Denney, John	LS	6-5	242	12/13/78	12	Brigham Young '05

ACTIVE/PUP (1)

NO	NAME	POS	HT	WT	DOB	EXP	COLLEGE
29	Culliver, Chris	CB	6-0	199	8/17/88	6	South Carolina '11

RESERVE/NON-FOOTBALL INJURY (2)

NO	NAME	POS	HT	WT	DOB	EXP	COLLEGE
49	Vigil, Zach	LB	6-2	240	3/28/91	2	Utah State '15
95	Jordan, Dion	DE	6-6	275	3/5/90	3	Oregon '13

PRONUNCIATION GUIDE

PLAYER	PHONETICALLY	PLAYER	PHONETICALLY	COACH/STAFF	PHONETICALLY
S Isa Abdul-Quddus	EE-suh abdul-kuh-DOOS	CB Xavien Howard	EX-ay-vee-n	Lou Anarumo	aann-UH-room-OH
RB Jay Ajayi	uh-JYE-ee	T Ja'Wuan James	JUH-Wan	Joe Cimino	Chu-MEAN-oh
CB Bené Benwikere	Ben-ay Ben-WICK-urr-rhee	LB Jelani Jenkins	JUH-Ia-NEE	Chris Foerster	FURR-stir
G/T Jermon Bushrod	JURR-mahn	DE Cleyon Laing	CLEE-on Lang	Naohisa Inoue	Now-HE-Sa, IN-ew-way
WR Leonte Carroo	LEON-tay Cuh-ROO	LB Koa Misi	CO-uh, ME-see	Daronte Jones	DUH-rawn-tay
CB Chimdi Chekwa	CHIM-dee CHECK-wuh	C Mike Pouncey	POUNCE-e	Chris Kuper	KOO-pehr
QB Brandon Doughty	DOW-tee	S Bacarri Rambo	Buh-CARR-ee	Marwan Maalouf	mah-LOOF
TE Thomas Duarte	DOO-ort-ee	DT Ndamukong Suh	En-dom-ah-ken Soo	Dave Puloka	Puh-LOU-kuh
CB Ifo Ekpre-Olomu	EE-foh EK-PRAY-uh-loh-moo	QB Ryan Tannehill	TAN-uh-hill		
DE Terrence Fede	Fuh-DAY	G/T Laremy Tunsil	LAIR-uh-mee TUHN-suhl		
TE MarQueis Gray	Mar-QUEES	C/G Kraig Urbik	ERR-bick		



2016 MIAMI DOLPHINS - HOW THEY WERE ACQUIRED (as of Oct. 31, 2016)

	DRAFT (19)	TRADES (3)	WAIVERS (2)	FREE AGENTS (28)
2005				LS John Denney
2009				DE Cameron Wake
2011	C Mike Pouncey (1)			QB Matt Moore (Car.)
2012	QB Ryan Tannehill (1)			
2013	LB Jelani Jenkins (4a) TE Dion Sims (4b)			S Michael Thomas
2014	T Ja'Wuan James (1) WR Jarvis Landry (2) S Walt Aikens (4) DE Terrence Fede (7)			T Branden Albert (KC) RB Damien Williams
2015	WR DeVante Parker (1) DT Jordan Phillips (2) CB Bobby McCain (5a) RB Jay Ajayi (5b) CB Tony Lippett (5d)	WR Kenny Stills (N.O.)		TE Jordan Cameron (Cle.) P Matt Darr K Andrew Franks LB Neville Hewitt LB Mike Hull LB Spencer Paysinger (NYG) DT Ndamukong Suh (Det.)
2016	G/T Laremy Tunsil (1) CB Xavien Howard (2) RB Kenyan Drake (3a) WR Leonte Carroo (3b) WR Jakeem Grant (6a) CB Jordan Lucas (6b)	LB Kiko Alonso (Phi.) CB Byron Maxwell (Phi.)	CB Bené Benwikere (Car.) DE Nick Williams (KC)	S Isa Abdul-Quddus (Det.) DE Andre Branch (Jax.) G/T Jermon Bushrod LB Donald Butler CB Chimdi Chekwa TE MarQueis Gray DT Chris Jones TE Dominique Jones DE Jason Jones DT Leon Orr S Bacarri Rambo C/G Anthony Steen C/G Kraig Urbik DE Mario Williams T Sam Young



2016 GAME RECAPS

WEEK 1

SEPT. 11, 2016 | SEATTLE, WASH.
CENTURYLINK FIELD
ATTENDANCE: 69,012 | TV: CBS

SCORING SUMMARY

	1	2	3	4	F
Miami	0	3	0	7	10
Seattle	3	3	0	6	12

MIAMI 10

SEATTLE 12

The Dolphins put up a tremendous effort at what is considered perhaps the toughest venue in the NFL, but ultimately left Seattle with a disappointing loss.

Seattle converted a make-or-break fourth-down situation and later scored the game-winning touchdown with 31 seconds left to hand the Dolphins a 12-10 loss at CenturyLink Field in Adam Gase's head-coaching debut.

Ryan Tannehill scored on a 2-yard quarterback draw with 4:08 left in the fourth quarter to give the Dolphins a 10-6 lead and Miami then had a chance to all but wrap up the victory when Seattle faced a fourth-and-4 from its 47-yard line.

The Seahawks converted on a 22-yard completion from Russell Wilson to Doug Baldwin, and those two combined again on the game-winning touchdown, a 2-yard pass on second-and-goal.

Earlier in the drive, Seattle converted a fourth-and-1 with a 7-yard run by Christine Michael.

Under new defensive coordinator Vance Joseph, the Dolphins kept Wilson and the Seattle offense in check most of the game, allowing only a pair of Steven Hauschka field goals before the last-minute touchdown.

The Dolphins defense came up with two takeaways — an interception by new safety Isa Abdul-Quddus and a fumble recovery by new linebacker Kiko Alonso. The Dolphins also stopped Seattle on fourth down when Abdul-Quddus broke up a pass in the flat intended for Baldwin.

Ultimately, it was missed opportunities that ended up costing the Dolphins.

After Arian Foster was stopped for no gain on fourth-and-1 from the Seattle 17 in the first quarter, Tannehill threw a perfect deep pass to Kenny Stills on the Dolphins' next offensive snap after Stills got way behind the Seattle secondary. But Stills dropped the pass, turning an easy touchdown into an incompletion.

Trailing 6-3 in the fourth quarter, the Dolphins had a first-and-goal from the Seattle 5-yard line six plays after Alonso's fumble recovery, but couldn't get into the end zone and Andrew Franks then had his 27-yard attempt blocked.

Tannehill's touchdown capped a seven-play, 86-yard drive that featured completions of 16 yards to Stills, 28 yards to Jarvis Landry and 29 yards to Damien Williams.

SCORING DRIVES

TEAM	QTR	TIME	PLAY (EXTRA POINT) (DRIVE INFO)	MIA	SEA
Seahawks	1	5:11	S.Hauschka 39 yd. Field Goal (12-46, 6:08)	0	3
Dolphins	2	8:45	A.Franks 41 yd. Field Goal (6-19, 2:06)	3	3
Seahawks	2	0:00	S.Hauschka 38 yd. Field Goal (10-72, 1:52)	3	6
Dolphins	4	4:08	R.Tannehill 2 yd. run (A.Franks kick) (7-86, 3:01)	10	6
Seahawks	4	0:31	D.Baldwin 2 yd. pass from R.Wilson (kick blocked) (14-75, 3:37)	10	12

GAME STATISTICS

RUSHING (Att-Yds-TD):

Miami: A. Foster 13-38, R. Tannehill 5-17-1, D. Williams 2-9.
Seattle: C. Michael 15-66, T. Rawls 12-32, R. Wilson 4-16, C. Prorise 1-(-2).

PASSING (A-C-Y-TD-I):

Miami: R. Tannehill 29-16-186-0-0.
Seattle: R. Wilson 43-27-258-1-1.

RECEIVING (Rec-Yds-TD):

Miami: J. Landry 7-59, A. Foster 3-62, L. Carroo 2-14, J. Cameron 2-6, D. Williams 1-29, K. Stills 1-16.
Seattle: D. Baldwin 9-92-1, J. Kearse 5-57, T. Rawls 3-26, T. Lockett 3-17, L. Willson 2-26, C. Michael 2-5, C. Prorise 1-13, P. Richardson 1-11, J. Graham 1-11.

SACKS (Sk-Yds):

Miami: N. Suh 1-13, M. Williams 1-5, J. Phillips 0.5-0, J. Jones 0.5-0.
Seattle: M. Bennett 1-9, C. Marsh 1-9, F. Clark 1-8, K. Wright 1-2.

INTERCEPTIONS (Int-Yds):

Miami: I. Abdul-Quddus 1-9.
Seattle: None.

FORCED FUMBLES:

Miami: None
Seattle: C. Marsh 1, A. Rubin 1.

FUMBLE RECOVERIES (No-Yds):

Miami: K. Alonso 1-2.
Seattle: None.

TEAM STATS	MIA	SEA
First Downs	11	21
Rushing	3	4
Passing	7	16
Penalty	1	1
3rd-Down Efficiency	3 for 14	5 for 16
4th-Down Efficiency	0 for 1	2 for 3
Total Net Yards	214	352
Total Net Plays	54	78
Average Gain	4.0	4.5
Net Yards Rushing	64	112
Rushes	20	32
Yards per Rush	3.2	3.5
Net Yards Passing	150	240
Completed - Attempted	16-29	27-43
Yards per Pass Play	4.4	5.2
Sacked - Yards Lost	5-36	3-18
Had Intercepted	0	1
Punts - Average	7-327-46.7	6-253-42.2
Return Yardage	125	40
Punts - Return Yards	4-32	3-40
Kickoffs - Return Yards	3-84	0-0
Interceptions - Return Yards	1-9	0-0
Penalties - Yards	4-40	8-69
Fumbles - Lost	2-0	1-1
Red-Zone Efficiency	1 for 3	1 for 2
Goal-to-Go Efficiency	1 for 2	1 for 1
Time of Possession	25:28	34:32



2016 GAME RECAPS

WEEK 2

SEPT. 18, 2016 | FOXBOROUGH, MASS.
GILLETTE STADIUM
ATTENDANCE: 66,829 | TV: CBS

SCORING SUMMARY

	1	2	3	4	F
Miami	0	3	7	14	24
New England	14	10	7	0	31

MIAMI 24

NEW ENGLAND 31

The Dolphins almost pulled off a remarkable comeback, but came up just short at Gillette Stadium.

The New England Patriots scored touchdowns on their first three possessions before quarterback Jimmy Garoppolo left the game with an injury, built a 24-0 lead and held on for a 31-24 victory.

Tannehill threw two touchdown passes, to wide receiver Kenny Stills and tight end Jordan Cameron, and rookie Kenyan Drake scored his first NFL touchdown on a 7-yard run as the Dolphins outscored New England 21-7 in the second half. The Dolphins also got a 27-yard field goal from Andrew Franks on the last play of the first half.

New England almost put the game away by getting four first downs and setting up for a 39-yard field goal attempt, but Stephen Gostkowski was wide right.

The Dolphins had one final chance after getting the ball at their own 29-yard line with 1:04 left but no timeouts.

The Dolphins got the ball to the New England 29 thanks to a 20-yard completion from Tannehill to DeVante Parker and a 17-yard scramble by Tannehill, but the comeback attempt ended when Duron Harmon recorded an interception in the end zone on fourth-and-5 on a pass intended for Parker.

Before leaving the game with a shoulder injury in the second quarter, Garoppolo threw three touchdown passes, two to wide receiver Danny Amendola and one to tight end Martellus Bennett.

The Dolphins committed two turnovers in the first half — one interception and a fumble by wide receiver Jarvis Landry — and also had a drive end when center Anthony Steen snapped the ball before Tannehill was ready on a third-and-6.

Running back Jay Ajayi, back in the lineup after being inactive in the opener, lost a fumble on the Dolphins' first drive of the second half and New England followed with a 68-yard touchdown drive to make it 31-3.

But the Dolphins began their comeback attempt after that, scoring their touchdowns on drives of 75, 88 and 75 yards.

SCORING DRIVES

TEAM	QTR	TIME	PLAY (EXTRA POINT) (DRIVE INFO)	MIA	NE
Patriots	1	10:53	D.Amendola 12 yd. pass from J.Garoppolo (S.Gostkowski kick) (8-75, 4:07)	0	7
Patriots	1	6:22	M.Bennett 20 yd. pass from J.Garoppolo (S.Gostkowski kick) (7-75, 3:10)	0	14
Patriots	2	13:10	D.Amendola 10 yd. pass from J.Garoppolo (S.Gostkowski kick) (12-76, 6:21)	0	21
Patriots	2	2:48	S.Gostkowski 34 yd. Field Goal (9-36, 3:01)	0	24
Dolphins	2	0:00	A.Franks 27 yd. Field Goal (9-77, 0:58)	3	24
Patriots	3	8:44	L.Blount 9 yd. run (S.Gostkowski kick) (5-68, 2:51)	3	31
Dolphins	3	5:45	K.Stills 24 yd. pass from R.Tannehill (A.Franks kick) (7-75, 2:59)	10	31
Dolphins	4	14:51	J.Cameron 12 yd. pass from R.Tannehill (A.Franks kick) (5-88, 2:13)	17	31
Dolphins	4	6:06	K.Drake 7 yd. run (A.Franks kick) (9-74, 4:43)	24	31

GAME STATISTICS

RUSHING (Att-Yds-TD):

Miami: R. Tannehill 6-35, J. Ajayi 5-14, K. Drake 2-12, A. Foster 3-9.
New England: L. Blount 29-123-1, J. White 4-19, J. Brissett 4-12, D. Foster 1-7.

PASSING (A-C-Y-TD-I):

Miami: R. Tannehill 45-32-387-2-2.
New England: J. Garoppolo 26-18-232-3-0, J. Brissett 9-6-92-0-0.

RECEIVING (Rec-Yds-TD):

Miami: J. Landry 10-135, D. Parker 8-106, J. Cameron 5-49-1, J. Ajayi 4-31, K. Stills 2-39-1, K. Drake 2-6, D. Sims 1-21.
New England: J. Edelman 7-76, M. Bennett 5-114-1, C. Hogan, 4-59, D. Amendola 4-48-2, J. White 2-10, M. Mitchell 1-15, D. Foster 1-2.

SACKS (Sk-Yds):

Miami: M. Thomas 1-14, J. Jones 1-8.
New England: None.

INTERCEPTIONS (Int-Yds):

Miami: None.
New England: J. Collins 1-13, D. Harmon 1-0.

FORCED FUMBLES:

Miami: B. Maxwell 1, B. McCain 1, M. Thomas 1.
New England: J. Freeny 1, L. Ryan 1.

FUMBLE RECOVERIES (No-Yds):

Miami: K. Alonso 1-0.
New England: T. Flowers 1-0, C. Long 1-0.

TEAM STATS	MIA	NE
First Downs	23	29
Rushing	2	11
Passing	19	15
Penalty	2	3
3rd-Down Efficiency	5 for 10	7 for 14
4th-Down Efficiency	0 for 1	0 for 0
Total Net Yards	457	463
Total Net Plays	61	75
Average Gain	7.5	6.2
Net Yards Rushing	70	161
Rushes	16	38
Yards per Rush	4.4	4.2
Net Yards Passing	387	302
Completed - Attempted	32-45	24-35
Yards per Pass Play	8.6	8.2
Sacked - Yards Lost	0-0	2-22
Had Intercepted	2	0
Punts - Average	4-199-49.8	4-128-32.0
Return Yardage	15	64
Punts - Return Yards	0-0	3-33
Kickoffs - Return Yards	1-15	1-18
Interceptions - Return Yards	0-0	2-13
Penalties - Yards	5-49	7-65
Fumbles - Lost	3-2	3-1
Red-Zone Efficiency	2 for 3	3 for 4
Goal-to-Go Efficiency	0 for 1	1 for 1
Time of Possession	23:14	36:46



2016 GAME RECAPS

WEEK 3

SEPT. 25, 2016 | MIAMI GARDENS, FLA.
HARD ROCK STADIUM
ATTENDANCE: 65,176 | TV: CBS

SCORING SUMMARY

CLEVELAND 24

MIAMI 30 (OT)

	1	2	3	4	OT	F
Cleveland	0	13	0	11	0	24
Miami	7	3	7	7	6	30

In a game that featured more than its share of swings and ups and downs, the Dolphins found a way to beat the Cleveland Browns in their home opener.

Jay Ajayi scored on an 11-yard touchdown run with 8:26 left in overtime to give the Dolphins a 30-24 victory in the first regular season game at the newly named Hard Rock Stadium.

Ajayi's touchdown came right after Ryan Tannehill hit Jarvis Landry with a 32-yard pass down the left sideline.

The Browns won the overtime coin toss and made the unusual decision to kick off, giving the Dolphins the chance to win with a touchdown. Instead, the Dolphins went three-and-out.

But after a sack by Ndamukong Suh and a holding penalty, Cleveland had to punt the ball back after getting one first down and Landry's 13-yard punt return set up the Dolphins to start their game-winning drive at the Cleveland 44.

Cleveland had a chance to win the game on the final play of the game, but Cody Parkey was wide left on a 46-yard attempt — his third miss of the game.

That opportunity was set up by a fumble recovery by Browns linebacker Corey Lemonier, who also sacked Tannehill and forced a fumble on that play. It was a fourth consecutive unsuccessful drive for the offense, which looked to have found its groove in the second half when Tannehill threw touchdown passes to Jarvis Landry and Damien Williams on back-to-back possessions to turn a 13-10 deficit into a 24-13 lead.

But Cleveland answered with a touchdown run by Terrelle Pryor, a two-point conversion pass from Cody Kessler to Gary Barnidge and a field goal.

Tannehill ended with three touchdown passes; he connected with DeVante Parker in the first half.

SCORING DRIVES

TEAM	QTR	TIME	PLAY (EXTRA POINT) (DRIVE INFO)	CLE	MIA
Dolphins	1	10:16	D.Parker 26 yd. pass from R.Tannehill (A.Franks kick) (5-61, 2:37)	0	7
Browns	2	13:32	C.Parkey 46 yd. Field Goal (10-58, 5:03)	3	7
Browns	2	6:47	B.Boddy-Calhoun 27 yd. interception return (C.Parkey kick)	10	7
Dolphins	2	1:57	A.Franks 37 yd. Field Goal (10-56, 4:50)	10	10
Browns	2	0:42	C.Parkey 48 yd. Field Goal (8-45, 1:15)	13	10
Dolphins	3	5:17	J.Landry 42 yd. pass from R.Tannehill (A.Franks kick) (4-68, 2:10)	13	17
Dolphins	4	14:17	D.Williams 10 yd. pass from R.Tannehill (A.Franks kick) (6-64, 3:16)	13	24
Browns	4	10:12	T.Pryor 3 yd. run (C.Kessler-G.Barnidge pass) (9-83, 4:05)	21	24
Browns	4	3:14	C.Parkey 38 yd. Field Goal (8-74, 3:03)	24	24
Dolphins	OT	8:26	J.Ajayi 11 yd. run (3-44, 1:13) (3-44, 1:13)	24	30

GAME STATISTICS

RUSHING (Att-Yds-TD):

Cleveland: I. Crowell 15-79, D. Johnson 10-69, T. Pryor 4-21-1, A. Hawkins 1-1, C. Kessler 2-(-1).
Miami: K. Drake 9-37, J. Ajayi 7-28-1, I. Pead 5-17, J. Landry 2-16, D. Williams 1-15, R. Tannehill 1-2.

PASSING (A-C-Y-TD-I):

Cleveland: C. Kessler 33-21-244-0-0, T. Pryor 5-3-35-0-0.
Miami: R. Tannehill 39-25-319-3-2.

RECEIVING (Rec-Yds-TD):

Cleveland: T. Pryor 8-144, G. Barnidge 5-66, D. Johnson 5-12, R. Louis 3-40, A. Hawkins 2-14, M. Johnson 1-3.
Miami: J. Landry 7-120-1, K. Stills 5-76, D. Sims 4-46, D. Parker 3-51-1, D. Williams 3-10-1, K. Drake 2-11, J. Cameron 1-5.

SACKS (Sk-Yds):

Cleveland: C. Lemonier 1-8.
Miami: N. Suh 1.5-7.5, C. Wake 1-7, A. Branch 1-3, R. Jones 0.5-0.5.

INTERCEPTIONS (Int-Yds):

Cleveland: B. Boddy-Calhoun 1-27-1, J. Taylor 1-(-3).
Miami: None.

FORCED FUMBLES:

Cleveland: C. Lemonier 1.
Miami: X. Howard 1, C. Wake 1.

FUMBLE RECOVERIES (No-Yds):

Cleveland: C. Lemonier 1.
Miami: J. Jones 1.

TEAM STATS

	CLE	MIA
First Downs	21	23
Rushing	8	6
Passing	10	15
Penalty	3	2
3rd-Down Efficiency	4 for 10	2 for 10
4th-Down Efficiency	0 for 0	0 for 0
Total Net Yards	430	426
Total Net Plays	74	65
Average Gain	5.8	6.6
Net Yards Rushing	169	115
Rushes	32	25
Yards per Rush	5.3	4.6
Net Yards Passing	261	311
Completed - Attempted	24-38	25-39
Yards per Pass Play	6.2	7.8
Sacked - Yards Lost	4-18	1-8
Had Intercepted	0	2
Punts - Average	5-223-44.6	6-293-48.8
Return Yardage	75	40
Punts - Return Yards	1-0	1-13
Kickoffs - Return Yards	3-51	1-27
Interceptions - Return Yards	2-24	0-0
Penalties - Yards	13-91	8-67
Fumbles - Lost	3-1	1-1
Time of Possession	37:22	29:12
Goal-to-Go Efficiency	1 for 2	1 for 1
Time of Possession	25:28	34:32



2016 GAME RECAPS

WEEK 4

SEPT. 29, 2016 | CINCINNATI, OHIO
PAUL BROWN STADIUM
ATTENDANCE: 60,834 | TV: NFL NETWORK

SCORING SUMMARY

MIAMI 7

CINCINNATI 22

	1	2	3	4	F
Miami	7	0	0	0	7
Cincinnati	10	6	3	3	22

The Dolphins faced a tough challenge having to travel to Cincinnati on a short week, and it was made tougher by a rash of injuries that hit the team.

A big play gave the Dolphins a lead in the first quarter, but the Bengals took control from there and went on to a 22-7 victory at Paul Brown Stadium.

The Dolphins faced the Bengals without starters Arian Foster, Branden Albert and Anthony Steen on offense and Jelani Jenkins and Koa Misi on defense. Cornerback Byron Maxwell, who started the first three games, was active but didn't play.

After giving up a field goal on the opening drive, the Dolphins took a 7-3 lead on their second offensive snap when Ryan Tannehill connected with Kenny Stills for a 74-yard touchdown, the team's longest pass play since 2012.

But the rest of the game was a struggle for the offense. The Dolphins finished with 222 total yards and were only 2-of-11 in third-down conversions.

One positive on offense was the running game, with the Dolphins averaging 4.8 yards on 13 rushing attempts.

The defense couldn't contain wide receiver A.J. Green, whose 123 receiving yards in the first half were the most for any NFL player this season. Green finished with 10 catches for 173 yards and a 7-yard touchdown that gave Cincinnati a 10-7 lead, a lead the Bengals would never relinquish.

One highlight on defense was the ability to stop the run. The Dolphins held Cincinnati to 77 yards on 37 attempts, a meager 2.1 average. Even taking away Andy Dalton's four kneel-downs, Cincinnati still averaged only 2.5 yards per rushing attempts.

The rest of the scoring came from Bengals kicker Mike Nugent, who kicked five field goals, including a 43-yard kick that late in the second quarter that gave the Bengals a 16-7 lead going into halftime.

Cornerback Bobby McCain recorded the only sack of the game for the Bengals when he came in free on a blitz and dropped Dalton for an 11-yard loss.

SCORING DRIVES

TEAM	QTR	TIME	PLAY (EXTRA POINT) (DRIVE INFO)	MIA	CIN
Bengals	1	9:51	M.Nugent 42 yd. Field Goal (11-54, 5:09)	0	3
Dolphins	1	9:04	K.Stills 74 yd. pass from R.Tannehill (A.Franks kick) (2-81, 0:47)	7	3
Bengals	1	3:19	A.Green 7 yd. pass from A.Dalton (M.Nugent kick) (7-90, 3:24)	7	10
Bengals	2	4:12	M.Nugent 22 yd. Field Goal (14-80, 8:25)	7	13
Bengals	2	1:06	M.Nugent 43 yd. Field Goal (4-2, 1:01)	7	16
Bengals	3	6:09	M.Nugent 22 yd. Field Goal (9-85, 4:16)	7	19
Bengals	4	13:30	M.Nugent 47 yd. Field Goal (10-45, 5:25)	7	22

GAME STATISTICS

RUSHING (Att-Yds-TD):

Miami: J. Ajayi 6-33, K. Drake 2-15, D. Williams 2-9, I. Pead 3-5.
Cincinnati: J. Hill 21-71, G. Bernard 10-18, A. Dalton 6-(-12).

PASSING (A-C-Y-TD-I):

Miami: R. Tannehill 25-15-189-1-1.
Cincinnati: A. Dalton 31-22-296-1-0.

RECEIVING (Rec-Yds-TD):

Miami: J. Landry 7-61, D. Parker 2-20, J. Ajayi 2-13, K. Stills 1-74-1, D. Sims 1-9, D. Williams 1-6, I. Pead 1-6.
Cincinnati: A. Green 10-173-1, C. Uzomah 4-45, B. LaFell 4-44, G. Bernard 3-24, T. Boyd 1-10.

SACKS (Sk-Yds):

Miami: B. McCain 1-11.
Cincinnati: C. Dunlap 2-14, G. Atkins 1.5-10.5, W. Clarke 1-0, M. Johnson 0.5-4.5.

INTERCEPTIONS (Int-Yds):

Miami: None.
Cincinnati: C. Lewis-Harris 1-11.

FORCED FUMBLES:

Miami: A. Branch 1.
Cincinnati: C. Dunlap 1.

FUMBLE RECOVERIES (No-Yds):

Miami: None.
Cincinnati: D. Peko 1-0.

TEAM STATS

	MIA	CIN
First Downs	8	19
Rushing	3	4
Passing	5	13
Penalty	0	2
3rd-Down Efficiency	2 for 15	3 for 15
4th-Down Efficiency	0 for 1	1 for 1
Total Net Yards	222	362
Total Net Plays	43	69
Average Gain	5.2	5.2
Net Yards Rushing	62	77
Rushes	13	37
Yards per Rush	4.8	2.1
Net Yards Passing	160	285
Completed - Attempted	15-25	22-31
Yards per Pass Play	5.3	8.9
Sacked - Yards Lost	5-29	1-11
Had Intercepted	1	0
Punts - Average	7-344-49.1	4-184-46.0
Return Yardage	63	55
Punts - Return Yards	3-13	3-23
Kickoffs - Return Yards	3-50	1-21
Interceptions - Return Yards	0-0	1-11
Penalties - Yards	7-68	6-40
Fumbles - Lost	1-1	2-0
Red-Zone Efficiency	0 for 0	1 for 3
Goal-to-Go Efficiency	0 for 0	1 for 2
Time of Possession	21:58	38:02



2016 GAME RECAPS

WEEK 5

OCT. 9, 2016 | MIAMI GARDENS, FLA.
HARD ROCK STADIUM
ATTENDANCE: 64,425 | TV: CBS

SCORING SUMMARY

TENNESSEE 30

MIAMI 17

	1	2	3	4	F
Tennessee	7	14	3	6	30
Miami	0	14	3	0	17

The Dolphins got a couple of electrifying plays in their return to Hard Rock Stadium, but it wasn't enough to produce a victory against the Tennessee Titans.

Marcus Mariota threw three touchdown passes and ran for another score as the Titans beat the Dolphins 30-17.

Mariota's touchdown passes went to former University of Miami star Andre Johnson, tight end Delanie Walker and former Dolphins wide receiver Rishard Matthews. Mariota was sacked four times and knocked out of the game last year when the Dolphins beat the Titans 38-10 in Nashville, but he had the upper hand in this one.

The Dolphins got touchdowns on a 74-yard punt return by rookie Jakeem Grant and a 4-yard run by Jay Ajayi.

The touchdown was the first of Grant's career and the fourth punt return for a touchdown by a rookie in franchise history. Grant, the sixth-round pick from Texas Tech, used his speed to run around two Tennessee players, then avoided two tacklers down the right sideline before racing into the end zone.

The other big play for the Dolphins was a 58-yard reception by running back Damien Williams that set up Ajayi's touchdown. Williams made two defenders miss after catching a swing pass to the left, then sprinted down the left sideline for the longest reception by a Dolphins running back since 2009 when Ricky Williams had a 59-yard gain against the New York Jets.

Tannehill was sacked six times and intercepted twice, the Dolphins were 4-for-11 in third-down conversions, and had the ball on offense for only 23:16.

While Pro Bowl center Mike Pouncey made his 2016 debut against the Titans, the Dolphins still had to play without their projected starting offensive line.

Billy Turner became the third different starting left tackle for the Dolphins this season, as Branden Albert and Laremy Tunsil both were inactive. Turner started at left guard in the previous game against Cincinnati after Tunsil moved over from left guard to replace Albert.

The Dolphins also were without starting linebackers Jelani Jenkins and Koa Misi for a second consecutive week, as well as tight end Jordan Cameron, running back Arian Foster and cornerback Xavien Howard.

SCORING DRIVES

TEAM	QTR	TIME	PLAY (EXTRA POINT) (DRIVE INFO)	TEN	MIA
Titans	1	0:23	M.Mariota 5 yd. run (R.Succop kick) (5-61, 2:49)	7	0
Dolphins	2	12:23	J.Grant 74 yd. punt return (A.Franks kick)	7	7
Titans	2	5:30	A.Johnson 5 yd. pass from M.Mariota (R.Succop kick) (12-76, 6:53)	14	7
Dolphins	2	2:00	J.Ajayi 4 yd. run (A.Franks kick) (6-79, 3:30)	14	14
Titans	2	0:47	D.Walker 20 yd. pass from M.Mariota (R.Succop kick) (6-75, 1:13)	21	14
Titans	3	10:33	R.Succop 40 yd. Field Goal (4-2, 1:25)	24	14
Dolphins	3	5:10	A.Franks 24 yd. Field Goal (8-69, 5:23)	24	17
Titans	4	8:23	R.Matthews 4 yd. pass from M.Mariota (kick blocked) (9-66, 4:54)	30	17

GAME STATISTICS

RUSHING (Att-Yds-TD):

Tennessee: D. Murray 27-121, M. Mariota 7-60-1, D. Henry 7-54.
Miami: J. Ajayi 13-42-1, K. Drake 2-4, D. Williams 1-3, J. Landry 1-2.

PASSING (A-C-Y-TD-I):

Tennessee: M. Mariota 29-20-163-3-0.
Miami: R. Tannehill 18-12-191-0-2.

RECEIVING (Rec-Yds-TD):

Tennessee: D. Walker 5-66-1, D. Murray 5-16, R. Matthews 4-32-1, T. Sharpe 2-17, A. Johnson 2-13-1, A. Fasano 1-10, K. Wright 1-9.
Miami: J. Landry 3-28, D. Parker 2-70, D. Williams 2-67, K. Drake 2-16, D. Jones 2-4, D. Sims 1-6.

SACKS (Sk-Yds):

Tennessee: B. Orakpo 2-19, J. Casey 2-14, D. Morgan 2-9.
Miami: None.

INTERCEPTIONS (Int-Yds):

Tennessee: D. Stafford 1-4, J. McCourty 1-1.
Miami: None

FORCED FUMBLES:

Tennessee: None.
Miami: B. Maxwell 1.

FUMBLE RECOVERIES (No-Yds):

Tennessee: None
Miami: None

TEAM STATS

	TEN	MIA
First Downs	23	8
Rushing	13	3
Passing	8	5
Penalty	2	0
3rd-Down Efficiency	5 for 12	4 for 11
4th-Down Efficiency	0 for 1	0 for 0
Total Net Yards	398	200
Total Net Plays	70	41
Average Gain	5.7	4.9
Net Yards Rushing	235	51
Rushes	41	17
Yards per Rush	5.7	3.0
Net Yards Passing	163	149
Completed - Attempted	20-29	12-18
Yards per Pass Play	5.6	6.2
Sacked - Yards Lost	0-0	6-42
Had Intercepted	0	2
Punts - Average	5-175-35.0	6-298-49.7
Return Yardage	45	133
Punts - Return Yards	4-20	2-86
Kickoffs - Return Yards	1-20	2-47
Interceptions - Return Yards	2-5	0-0
Penalties - Yards	5-40	8-83
Fumbles - Lost	1-0	0-0
Red-Zone Efficiency	3 for 3	1 for 2
Goal-to-Go Efficiency	3 for 3	1 for 1
Time of Possession	36:44	23:16



2016 GAME RECAPS

WEEK 6

OCT. 16, 2016 | MIAMI GARDENS, FLA.
HARD ROCK STADIUM
ATTENDANCE: 65,351 | TV: CBS

SCORING SUMMARY

PITTSBURGH 15

MIAMI 30

	1	2	3	4	F
Pittsburgh	8	0	0	7	15
Miami	3	13	7	7	30

Jay Ajayi put together one of the great rushing performances in Dolphins history, and the result was an impressive victory against one of the best teams in the AFC.

Ajayi rushed for a career-high 204 yards and two touchdowns, including a game-clinching 62-yard run with 50 seconds left, to lead the Dolphins to a 30-15 victory against the Pittsburgh Steelers 23-15 at Hard Rock Stadium in the second of four consecutive home games.

It was the first 200-yard rushing performance by a Dolphins running back since December 2011 when Reggie Bush did it against the Buffalo Bills.

Ryan Tannehill didn't throw a touchdown pass, but had completions of 53 yards to tight end MarQueis Gray and 39 yards to Jarvis Landry. He also wasn't sacked and played mistake-free football.

The defense did its part in the victory, holding quarterback Ben Roethlisberger and wide receiver Antonio Brown in check.

Roethlisberger came in having thrown three touchdown passes in each of the previous two weeks, but he was held without one until only 1:02 remained in the fourth quarter.

Landry recovered the onside the kick after the Steelers cut the Dolphins lead to 23-15 and Ajayi sealed the victory on the next play. Ajayi joined Ricky Williams, Lamar Smith and Bush as Dolphins players with 200-yard rushing performances.

The Dolphins intercepted Roethlisberger twice, once by Reshad Jones and the other by fellow safety Isa Abdul-Quddus.

The Dolphins opened with its projected starting offensive line — Branden Albert, Laremy Tunsil, Mike Pouncey, Jermon Bushrod and Ja'Wuan James — for the first time all season and it clearly made a difference.

The Dolphins controlled every aspect of the game and the only reason the score wasn't more lopsided — besides the late Pittsburgh touchdown — was the inability to produce in the red zone as they had to settle for three short field goals by Andrew Franks, who also had a short attempt blocked. The Dolphins also had a touchdown pass from Tannehill to Dominique Jones nullified by an illegal formation penalty.

SCORING DRIVES

TEAM	QTR	TIME	PLAY (EXTRA POINT) (DRIVE INFO)	PIT	MIA
Dolphins	1	8:34	A.Franks 30 yd. Field Goal (9-53, 3:39)	0	3
Steelers	1	5:39	D.Heyward-Bey 60 yd. run (B.Roethlisberger-L.Bell pass) (6-75, 2:55)	8	3
Dolphins	2	8:18	A.Franks 23 yd. Field Goal (12-85, 7:08)	8	6
Dolphins	2	5:23	A.Franks 30 yd. Field Goal (4-1, 2:43)	8	9
Dolphins	2	0:21	D.Williams 1 yd. run (A.Franks kick) (9-71, 2:26)	8	16
Dolphins	3	1:39	J.Ajayi 1 yd. run (A.Franks kick) (6-52, 3:31)	8	23
Steelers	4	1:02	C.Hamilton 23 yd. pass from B.Roethlisberger (C.Boswell kick) (10-97, 3:18)	15	23
Dolphins	4	0:50	J.Ajayi 62 yd. run (A.Franks kick) (1-62, 0:12)	15	30

GAME STATISTICS

RUSHING (Att-Yds-TD):

Pittsburgh: D. Heyward-Bey 1-60-1, L. Bell 10-53, D. Williams 3-10, A. Brown 1-6, L. Jones 1(-1).
Miami: J. Ajayi 25-204-2, D. Williams 6-12-1, A. Foster 3-3, R. Tannehill 2-3.

PASSING (A-C-Y-TD-I):

Pittsburgh: B. Roethlisberger 34-19-189-1-2, L. Jones 1-0-0-0-0.
Miami: R. Tannehill 32-24-252-0-0.

RECEIVING (Rec-Yds-TD):

Pittsburgh: L. Bell 6-55, A. Brown 4-39, E. Rogers 4-35, C. Hamilton 2-36-1, J. James 2-13, X. Grimble 1-11.
Miami: J. Landry 7-91, D. Parker 5-28, M. Gray 3-81, K. Stills 2-12, A. Foster 2-12, D. Williams 2-5, D. Sims 1-12, D. Jones 1-8, J. Ajayi 1-3.

SACKS (Sk-Yds):

Pittsburgh: None.
Miami: A. Branch 1.5-15.5, C. Wake 0.5-4.5.

INTERCEPTIONS (Int-Yds):

Pittsburgh: None.
Miami: R. Jones 1-17, I. Abdul-Quddus 1-7.

FORCED FUMBLES:

Pittsburgh: None.
Miami: None.

FUMBLE RECOVERIES (No-Yds):

Pittsburgh: None.
Miami: None.

TEAM STATS

	PIT	MIA
First Downs	15	24
Rushing	3	12
Passing	11	10
Penalty	1	2
3rd-Down Efficiency	3 for 11	7 for 14
4th-Down Efficiency	0 for 1	0 for 0
Total Net Yards	297	474
Total Net Plays	53	68
Average Gain	5.6	7.0
Net Yards Rushing	128	222
Rushes	16	36
Yards per Rush	8.0	6.2
Net Yards Passing	169	252
Completed - Attempted	19-35	24-32
Yards per Pass Play	4.6	7.9
Sacked - Yards Lost	2-20	0-0
Had Intercepted	2	0
Punts - Average	5-180-36.0	2-77-38.5
Return Yardage	57	50
Punts - Return Yards	0-0	2-26
Kickoffs - Return Yards	3-57	0-0
Interceptions - Return Yards	0-0	2-24
Penalties - Yards	6-65	8-95
Fumbles - Lost	0-0	0-0
Red-Zone Efficiency	0 for 0	2 for 6
Goal-to-Go Efficiency	0 for 0	2 for 3
Time of Possession	23:30	36:30



2016 GAME RECAPS

WEEK 7

OCT. 23, 2016 | MIAMI GARDENS, FLA.
HARD ROCK STADIUM
ATTENDANCE: 65,658 | TV: CBS

SCORING SUMMARY

BUFFALO 25

MIAMI 28

	1	2	3	4	F
Buffalo	3	7	7	8	25
Miami	3	3	8	14	28

SCORING DRIVES

TEAM	QTR	TIME	PLAY (EXTRA POINT) (DRIVE INFO)	BUF	MIA
Dolphins	1	7:28	A.Franks 36 yd. Field Goal (15-64, 7:32)	0	3
Bills	1	0:49	D.Carpenter 29 yd. Field Goal (6-20, 1:59)	3	3
Bills	2	11:47	T.Taylor 10 yd. run (D.Carpenter kick) (7-40, 2:50)	10	3
Dolphins	2	3:47	A.Franks 33 yd. Field Goal (12-58, 8:00)	10	6
Bills	3	5:51	M.Goodwin 67 yd. pass from T.Taylor (D.Carpenter kick) (1-67, 0:09)	17	6
Dolphins	3	0:18	J.Ajayi 4 yd. run (R.Tannehill-J.Landry pass) (10-75, 5:33)	17	14
Dolphins	4	3:56	D.Williams 12 yd. run (A.Franks kick) (6-64, 3:49)	17	21
Dolphins	4	2:24	K.Stills 66 yd. pass from R.Tannehill (A.Franks kick) (3-70, 1:03)	17	28
Bills	4	0:14	R.Bush 1 yd. run (T.Taylor-R.Bush pass) (13-75, 2:10)	25	28

Jay Ajayi and the Dolphins did it again.

Ajayi had a second consecutive tremendous rushing performance and the Dolphins again knocked off one of the best teams in the AFC, beating the Buffalo Bills 28-25 at Hard Rock Stadium.

A week after rushing for 204 yards against Pittsburgh, Ajayi finished with 214 yards as he joined O.J. Simpson, Earl Campbell and former Dolphins running back Ricky Williams as the only players in NFL history with back-to-back 200-yard games.

Ajayi reached the 200-yard mark on a 14-yard run in the fourth quarter that came three plays before Damien Williams scored the go-ahead touchdown on a 12-yard run.

Williams scored after breaking two tackles at the 4-yard line, getting some help from two offensive linemen who pushed the pile toward the end zone.

The Dolphins added to their lead with 2:24 left when Ryan Tannehill connected with Kenny Stills for a 66-yard touchdown pass on a huge third-and-6 play.

Buffalo made the score closer with a touchdown and a two-point conversion with 14 seconds left.

Ajayi's effort against Buffalo included a 4-yard touchdown run in the third quarter that cut the Dolphins' deficit to 17-14 after a successful two-point conversion on a pass from Tannehill to Jarvis Landry.

The Dolphins handled the league's top-ranked rushing offense, holding Buffalo to 67 yards on 22 carries.

LeSean McCoy, who started despite being questionable with a hamstring injury, was held to 11 yards on eight attempts before leaving the game.

Tyrod Taylor ran for a touchdown and passed for another for Buffalo, which came in riding a four-game winning streak, the team's longest since the 2008 season.

GAME STATISTICS

RUSHING (Att-Yds-TD):

Buffalo: T. Taylor 7-35-1, M. Gillislee 5-20, L. McCoy 8-11, R. Bush 1-1-1, J. Felton 1-0.
Miami: J. Ajayi 28-214-1, R. Tannehill 6-21, D. Williams 4-16-1, A. Foster 3-5.

PASSING (A-C-Y-TD-I):

Buffalo: T. Taylor 28-14-221-1-0.
Miami: R. Tannehill 25-15-204-1-0.

RECEIVING (Rec-Yds-TD):

Buffalo: M. Goodwin 4-93-1, B. Tate 2-31, C. Clay 2-29, J. Hunter 2-25, W. Powell 2-23, R. Bush 1-13, N. O'Leary 1-7.
Miami: K. Stills 5-100-1, J. Landry 5-78, D. Parker 3-20, A. Foster 1-4, J. Ajayi 1-2.

SACKS (Sk-Yds):

Buffalo: L. Alexander 1-6.
Miami: C. Wake 1.5-8, N. Suh 1-6, J. Jones 1-4, A. Branch 0.5-3.

INTERCEPTIONS (Int-Yds):

Buffalo: None.
Miami: None.

FORCED FUMBLES:

Buffalo: None.
Miami: None.

FUMBLE RECOVERIES (No-Yds):

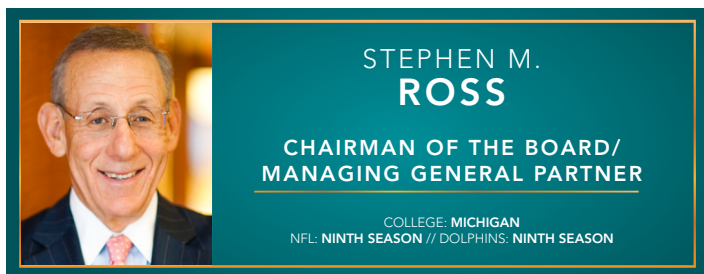
Buffalo: None.
Miami: None.

TEAM STATS

	BUF	MIA
First Downs	16	26
Rushing	4	15
Passing	9	9
Penalty	3	2
3rd-Down Efficiency	3 for 13	5 for 12
4th-Down Efficiency	0 for 0	0 for 0
Total Net Yards	267	454
Total Net Plays	54	67
Average Gain	4.9	6.8
Net Yards Rushing	67	256
Rushes	22	41
Yards per Rush	3.0	6.2
Net Yards Passing	200	198
Completed - Attempted	14-28	15-25
Yards per Pass Play	6.3	7.6
Sacked - Yards Lost	4-21	1-6
Had Intercepted	0	0
Punts - Average	7-316-45.1	5-175-35.0
Return Yardage	93	89
Punts - Return Yards	1-30	5-28
Kickoffs - Return Yards	3-63	4-61
Interceptions - Return Yards	0-0	0-0
Penalties - Yards	6-45	13-116
Fumbles - Lost	0-0	0-0
Red-Zone Efficiency	2 for 3	2 for 4
Goal-to-Go Efficiency	2 for 2	1 for 1
Time of Possession	22:58	37:02



STEPHEN M. ROSS



The landscape of South Florida was forever changed when Stephen Ross purchased the Miami Dolphins eight years ago. He began his ownership interest in the Dolphins in February of 2008 when he became a 50 percent partner with H. Wayne Huizenga in the team, the stadium and the surrounding developable land. He increased that share to a 95 percent ownership of the team and the stadium on January 20, 2009 and assumed the responsibility of Managing General Partner of both the Dolphins and the stadium. His investment continues to make an imprint on the region through a rich legacy in sport, community and culture.

Ross' connection to the area didn't start nearly a decade ago, but rather a half century ago when his family moved to Miami Beach in his childhood. The purchase was a culmination of a long-held dream; the Dolphins have been a lifetime passion for him.

Today, that reality flourishes in several aspects of his influence – reverberating from his investment in resources for the organization, his altruism in the community and his willingness to gift South Florida a state-of-the-art facility.

Throughout the Dolphins organization, Ross' ethos of building a first-class team on and off the field is etched deep. Under Ross' vision, a holistic approach has been adopted for the athletes – presenting an environment for them to flourish with cutting-edge sports performance programs, multi-million dollar renovated training facilities and a fully engaged player development program to cater to the players.

"My role as an owner is really to put the team in a position to win and do everything we possibly can," Ross said. "In every single area, we've made changes. We've thought outside the box. We're looking to be the best in class. You can see the players that we've attracted, what they expect and you put it all together, that's what makes winning teams. We're all looking to win."

Ross is committed to supporting the community that supports the Dolphins. He has strengthened the reach of the Miami Dolphins Foundation, offering tremendous support in the areas of education, health, volunteerism and youth programs. In May of 2013, Ross pledged to give more than half of his estate to philanthropic causes and charitable organizations, including South Florida-based institutions. The commitment was made through the Giving Pledge, a long-term global initiative created by Warren Buffett and Bill and Melinda Gates that aims to inspire deeper engagement in philanthropy and increase charitable giving globally. As an NFL owner, he is using his platform to harness the unifying power of sport to advance race relations across the country through the establishment of the nonprofit organization Ross Initiative in Sports for Equality (RISE).

"Sports brings together athletes,

coaches and fans of all races, uniting us with shared experiences and common goals that transcend our differences," Ross said. "The sports community is uniquely positioned and empowered to help drive national discussion and action to unite our country, promote understanding, respect and equality, and advance race relations now and for the next generation. While it would be unrealistic to say that RISE alone will end racism, we have the opportunity to harness the unifying power of sport and create a new paradigm."

Ross' largest contribution to the South Florida area is shaping the culture of the region. After making his name in development, Ross brought his expertise to completely modernize a 28-year-old facility, Hard Rock Stadium, into a truly global entertainment destination. His private investment of more than \$500 million is a game-changer in redefining the fan experience. The first phase of the project involved changing every seat in the stadium, rebuilding the concourses on the 100 and 300 levels, and improving the food choices throughout the entire facility. The second phase of renovations involved the installation of a state-of-the-art canopy that keeps as many as 92 percent of the spectators in the shade and protected from the rain, depending on the time of the day and the month. Additionally, four 1,472-inch high-definition video boards, the largest total square footage in the AFC East, adorn each corner of the stadium. The multi-year project will be completed for the 2017 season with upgrades to the private suites on the 200 level, raising the caliber on premium spaces within a sports venue.

"I think the big winner, as I look at, it is really Miami," Ross said. "We're really trying to create one of the great sports entertainment facilities in the United States today."

Ross has built architectural cathedrals throughout the globe, and his gift to South Florida ushers in a new era of world-class events, including Super Bowls, World Cups, college football championships, and international soccer and concerts.

"What I learned is Steve is a very rare combination of tenacity and heart, and he has tremendous integrity. That's inspiring for anybody to go work for somebody like Steve," Miami Dolphins President & CEO Tom Garfinkel said. "He also cares tremendously about people. He cares about this organization, and he cares about winning. It's not rhetoric. This is someone who had both the capacity and the willingness to invest in big ideas to create a best-in-class organization."





MIKE TANNENBAUM



Growing up in the Boston suburb of Needham, Mass., heavily entrenched with a love affair of all things Boston Celtics during their dominant era under the leadership of Red Auerbach, Mike Tannenbaum saw the impact a sports dynasty could make. At an early age, he marveled as Auerbach became a pioneer of modern basketball, emphasizing team play rather than individual performance. In college at the University of Massachusetts-Amherst, Tannenbaum again delved deep into the blueprint Bill Walsh had constructed as the San Francisco 49ers dominated the NFL during the 1980s. It was during his time at Tulane University Law School Tannenbaum solidified his drive to build one organization, a goal that drives him on a daily basis in his role as Miami Dolphins Executive Vice President, Football Operations.

"I want to build an organization with people who are selfless, who are willing to sacrifice part of what is in their own best interest for the greater good of the organization. There is nothing like winning," Tannenbaum said.

Tannenbaum began his career in the NFL with the New Orleans Saints in 1994 before accepting the position of player personnel assistant with the Cleveland Browns in 1995. He returned to the Saints for the 1996 season as a player personnel assistant prior to joining the New York Jets in 1997. Tannenbaum spent 16 seasons (1997-2012) in various roles for the Jets, including his final seven years (2006-12) as the team's executive vice president and general manager. During his time as general manager, the Jets advanced to the playoffs three times, won four playoff games and made two AFC Championship game appearances.

Tannenbaum then went back to his roots as a sports lawyer, serving in 2013-14 as Priority Sports & Entertainment principal. There he honed relationships in the sports industry, setting a new caliber and showcasing his acumen for scouting talent in appointments of key clients David Blatt and Steve Kerr as Cleveland Cavaliers and Golden State Warriors head coaches ahead of the 2014-15 season.

It was in New York that his path crossed with Miami Dolphins owner Stephen Ross, where he was tapped to consult for the team in August 2014, followed by his appointment as executive vice president, football operations on Jan. 6, 2015.

In his role, Tannenbaum oversees and coordinates the effort of football operations and administration. He is most proud of his work and collaboration with General Manager Chris Grier and Head Coach Adam Gase, as well as other senior executives in implementing the philosophy of a championship caliber football team.

Tannenbaum has overhauled the Dolphins football operations. During the 2016 offseason, he helped orchestrate a trade of Miami's first-round draft pick (eighth overall) to Philadelphia, where the Dolphins moved back five selections and acquired linebacker Kiko Alonso and cornerback Byron Maxwell. The Dolphins used their first-round choice (13th overall) acquired in the trade to draft guard/tackle Laremy Tunsil. He also helped ink defensive end Cameron Wake to a contract extension. In his first full offseason with the Dolphins in 2015, Tannenbaum helped land one of the top unrestricted free agents in four-time Pro Bowl defensive tackle Ndamukong Suh, while also signing another player with a Pro Bowl on his resume in tight end Jordan Cameron, to go along with trading for wide receiver Kenny Stills. He also was instrumental in signing Pro Bowl center Mike Pouncey and quarterback Ryan Tannehill to contract extensions.

True to his mentors, Tannenbaum has instituted revolutionary landmarks in line with Ross' drive for innovative, first-class business

practices. These include the creation and implementation of a sport performance department, a roster overhaul for sustainability and proactive player wellness programs.

"I'm really proud of the fact that Stephen Ross gives us incredible resources. I think our player wellness and player care is second to none in the league in terms of our players feel like the environment here – from the food they eat to the practice fields – is best in class. And they're given every opportunity to prove and maximize their talents."

Outside of work, Mike and his wife, Michelle, remain true to their core values that education and knowledge will always pave a successful path. In keeping with these beliefs, they have instituted scholarship programs with his alma mater UMass and a New Jersey YMCA to afford young professionals the opportunity to pursue their passion without the burden of living expenses.

He uses his role with the Dolphins to guide future leaders, participating in numerous speeches within the industry. He is well vested at UMass, on hand several times throughout his evolving career to give advice and lend support to aspiring young professionals. Additionally, he sits on an advisory council at Tulane, tasked with creating opportunities for students in an evolving landscape, including virtual internships to enhance students' experience while embracing globalization.

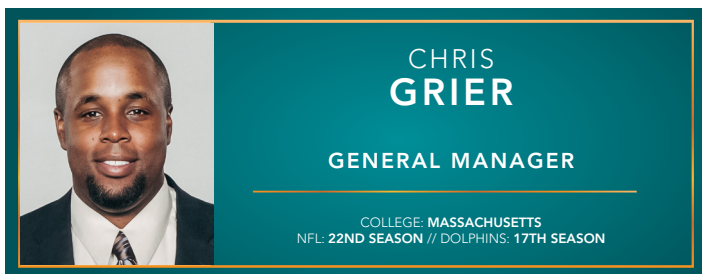
Mike Tannenbaum brings his expertise, drive, vision and leadership to the Miami Dolphins with one goal: to create a winning organization that consistently competes for championships.

"There's nothing like football; I think it's a microcosm of life. People have such disparate backgrounds yet we're all here because the one commonality we all have in this organization is we're intoxicated by winning."





CHRIS GRIER



Chris Grier is entering his 17th season with the Miami Dolphins and first as the club's general manager. He spent the previous nine years as the team's director of college scouting. Grier was appointed general manager on Jan. 4, 2016. He works together with Executive Vice President of Football Operations Mike Tannenbaum and Head Coach Adam Gase to help build a championship caliber football team. In his role, Grier oversees the draft, both college and pro personnel departments and all scouting efforts.

During the 2016 offseason, Grier worked with his staff to bring linebacker Kiko Alonso and cornerback Byron Maxwell to Miami in a trade with the Philadelphia Eagles. He utilized the team's first-round draft pick (13th overall), also acquired in the Eagles trade, to select guard/tackle Laremy Tunsil. The Dolphins will enter the 2016 training camp with more than 45 new players acquired during the offseason.

As the team's director of college scouting (2007-15), Grier was part of a front office that discovered some of the best collegiate players the Dolphins have ever drafted, including wide receiver Jarvis Landry. A second-round selection in 2014, Landry finished his first two NFL seasons with 194 receptions, more than any player has ever recorded in his first two years in the league.

Grier and the Dolphins also identified and drafted running back Lamar Miller and defensive end Olivier Vernon. Miller ranks No. 4 among all NFL running backs in rushing yards (1,971) and yards per carry (4.81) over the past two seasons and was a fourth-round pick in 2012. Vernon finished the 2015 campaign with 36 quarterback hits, the third-most in the NFL, and tied for fourth among all players with 18 tackles for loss. Vernon was a third-

round pick in 2012.

In 2011, the Dolphins drafted center Mike Pouncey in the first round. Pouncey has developed into one of the league's best interior linemen and was selected to the Pro Bowl for the third time in his career in 2015.

During Grier's tenure with the club, the Dolphins have found several diamonds in the rough. Safety Reshad Jones was a fifth-round pick in 2010 and was named the team's co-MVP following the 2015 season after he became the first player in team history to record at least 100 tackles, four interceptions and two sacks in a single season.

Prior to being the team's director of college scouting, Grier served as an area scout with the club from 2000-02, before being promoted to national scout/assistant director of college scouting in 2003. Miami won the AFC East during his first season with the team.

Grier started with the Patriots as an intern in 1994. He joined the club on a full-time basis the following year, and served as a regional scout until joining the Dolphins in 2000. In 1996, Grier was part of a New England staff that won the AFC Championship. He helped scout several players for a Patriots roster that went on to win Super Bowls XXXVI, XXXVIII and XXXIX.

Grier has worked with several of football's most successful coaches and executives throughout his career and that has helped shape his football philosophy. His father, Bobby Grier, is the former vice president of player personnel for the Patriots and recently retired as a senior personnel advisor with the Houston Texans. Chris has also worked with and learned under Pro Football Hall of Famer Bill Parcells, Patriots Head Coach Bill Belichick, Seattle Seahawks Head Coach Pete Carroll and University of Alabama Head Coach Nick Saban.

Grier attended the University of Massachusetts-Amherst where he majored in journalism and played football for two years before injuries ended his career. He spent his final two years there as an undergraduate assistant.

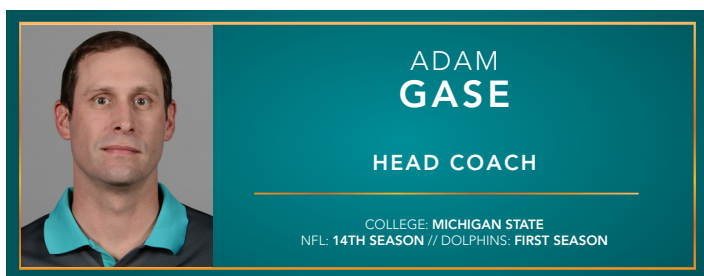
Chris' brother, Michael, played for the Edmonton Oilers, Washington Capitals, San Jose Sharks and Buffalo Sabres of the National Hockey League. He is currently a scout for the Chicago Blackhawks.

A native of Holliston, Mass., Grier resides in Weston, Fla. with his wife, Paige, and their two sons, Landon and Jackson.





ADAM GASE



CAREER

Adam Gase was named the 12th head coach in Miami Dolphins history on Jan. 9, 2016. Gase joined Miami with three years of experience as an NFL offensive coordinator, directing some of the most prolific offenses in league history.

In 2015, Gase was the offensive coordinator for the Chicago Bears. Under Gase, the Bears implemented a balanced offensive attack that improved the team's rushing totals from No. 27 in the season before Gase arrived in Chicago to No. 11 in 2015, as the unit averaged 25.6 more rushing yards per game. Bears quarterback Jay Cutler finished the 2015 season with the highest passer rating (92.3) of his career. Cutler also threw seven fewer interceptions than the previous season and his interception rate of 2.3 percent was the best showing of his career for a season where he played at least 12 games. In addition, Cutler's yards per attempt increased by 0.8, the second-largest one-year increase in his career. Additionally, running back Jeremy Langford had an impressive rookie season, rushing for 537 yards and six touchdowns. His 537 rushing yards ranked No. 7 among all NFL rookies and his six touchdowns were tied for fourth amongst rookie rushers.

Prior to joining the Bears, Gase spent six seasons (2009-14) with the Denver Broncos, during which time the team compiled a 58-38 (.604) regular-season record, won four AFC West titles, three playoff games and an AFC Championship, including a trip to Super Bowl XLVIII.

While Gase was the Denver Broncos offensive coordinator in 2013 and 2014, the Broncos led the NFL in scoring offense (34.0 points per game), total offense (430.1 yards per game) and passing offense (315.8 yards per game) during that time period. During his two seasons as coordinator, seven players from the Broncos offense were named to the Pro Bowl: running back C.J. Anderson (2014), tackle Ryan Clady (2014), quarterback Peyton Manning (2013-14), wide receiver Emmanuel Sanders (2014), wide receiver Demaryius Thomas (2013-14), tight end Julius Thomas (2013-14) and guard Louis Vasquez (2013).

In 2014, the Broncos finished 12-4, winning the AFC West and earned a bye in the first round of the playoffs. Gase helped Denver finish second in scoring, averaging 30.1 points per contest. Manning continued his excellence, completing 66.2 percent of his passes and passing for 4,727 yards and 39 touchdowns. He set the NFL's career passing touchdown record on Oct. 19, 2014 against San Francisco. Demaryius Thomas broke the franchise's single-season receiving record with 1,619 receiving yards.

In 2013, Gase's first as offensive coordinator, the Broncos set NFL records in both points (606) and touchdowns (76) and Denver's scoring output increased by 7.8 points per game. The Broncos totaled 59.4 yards per game more than they did in 2012 and led the NFL with 5,444 passing yards and 55 passing touchdowns. The explosive offense helped Denver finish the regular season 13-3, winning the AFC West and earning the top seed in the AFC playoffs, where the Broncos won the conference title and played in Super Bowl XLVIII.

In addition to setting NFL team records, Gase also helped Manning have the most prolific season of any quarterback in NFL history. Manning's 5,477 passing yards and 55 passing touchdowns were both NFL records that still stand today. Manning earned his fifth NFL MVP award and was honored as the Maxwell Club Player of the Year and AP Offensive Player of the Year.

In total, the Broncos set or tied 14 NFL offense and scoring records in the 2013 season with Gase as offensive coordinator: points (606), touchdowns (76), players with 10 or more touchdowns (5), passing first downs (293), games with 50-plus points (3), points in the second half (318), individual passing yards (Manning, 5,477), individual passing touchdowns (Manning, 55), longest field goal (Matt Prater, 64 yards), most extra points (Matt Prater, 75), most four-touchdown passing games (Manning, 9), most two-touchdown passing games (Manning, 15), most 400-yard passing games (Peyton Manning, 4) and most 90-plus passer rating games (Manning, 15).

The 2013 Broncos were one of just four teams in the past five seasons (2011-15) to have two 1,000-yard receivers and a 1,000-yard rusher. Wide receiver Demaryius Thomas was fourth in the NFL with 1,430 receiving yards, while fellow wide receiver Eric Decker ranked No. 9 with 1,288. Running back Knowshon Moreno rushed for 1,038 yards and 10 touchdowns.

Gase served as Denver's quarterbacks coach from 2011-12. Manning joined the Broncos in 2012, following 14 seasons with the Indianapolis Colts, including a 2011 campaign that he missed due to injury. With Gase as his position coach in 2012, Manning was wildly successful, finishing second in the league in passer rating (105.8), third in passing touchdowns (37) and sixth in passing yards (4,659). He earned the AP NFL Comeback Player of the Year award and was runner-up for NFL MVP.

Gase joined the Broncos in 2009 as the wide receivers coach, a position he held for two seasons.

In 2010, he helped wide receiver Brandon Lloyd earn a Pro Bowl invitation after he led the league in receiving with 1,448 yards and 11 touchdowns. It was the first time a Broncos player had ever led the league in receiving yards.

Gase coached another Pro Bowl wide receiver in 2009 when Brandon Marshall caught 101 passes for 1,120 yards (11.1 avg.) and 10 touchdowns. The 101 receptions was the fourth-highest mark in the league and the Pro Bowl selection was Marshall's second of his young career.

Gase spent the 2008 season as an offensive assistant for the San Francisco 49ers. Prior to San Francisco, Gase held several roles for five seasons (2003-07) with the Detroit Lions.

BACKGROUND

Gase earned his bachelor's degree from Michigan State, where he was a student assistant. He was also a graduate assistant and recruiting assistant at LSU (2000-03). He began his NFL career as a scouting assistant for the Detroit Lions (2003-04) and coached for the Lions (2005-07), San Francisco 49ers (2008), Denver Broncos (2009-14) and Chicago Bears (2015).

PERSONAL

Born March 29, 1978 in Ypsilanti, Mich. He and his wife, Jennifer, have a daughter, McKenzie, and two sons, A.J. and Wyatt.



2016 MIAMI DOLPHINS OFFENSIVE AND STRENGTH & CONDITIONING COACHES



CLYDE CHRISTENSEN OFFENSIVE COORDINATOR

Born January 28, 1956, Covina, Calif.
Quarterback Fresno City College 1975, North Carolina 1976-78. No pro playing experience. College coach: Mississippi 1979, East Tennessee State 1980-82, Temple 1983-85, East Carolina 1986-88, Holy Cross 1989-1990, South Carolina 1991, Maryland 1992-93, Clemson, 1994-95. Pro coach: Tampa Bay Buccaneers 1996-2001, Indianapolis Colts 2002-15, joined Dolphins in 2016.



BEN JOHNSON ASSISTANT WIDE RECEIVERS

Born May 11, 1986, Charleston, S.C.
Quarterback North Carolina 2004-08. No pro playing experience. College coach: Boston College 2010-11. Pro coach: Joined Dolphins in 2012.



DANNY BARRETT RUNNING BACKS

Born December 18, 1961, Boynton Beach, Fla.
Quarterback Cincinnati 1979-82. Pro quarterback Calgary Stampeders 1983-85, 1990-91, 1996, Toronto Argonauts 1985-88, BC Lions 1992-93, 1998, Ottawa Rough Riders 1994-95. College coach: Buffalo 2007-09, Central Florida 2011-15. Pro coach: Calgary Stampeders 1997, BC Lions 1998-99, Saskatchewan Roughriders 2000-06, joined Dolphins in 2016.



CHRIS KUPER OFFENSIVE QUALITY CONTROL

Born December 19, 1982, Anchorage, Alaska.
Guard North Dakota State 2001-05. Pro guard Denver Broncos 2006-13. No college or pro coaching experience.



SHANE DAY TIGHT ENDS

Born September 27, 1974, Manhattan, Kan.
Wide receiver Rhodes College 1995-96. No pro playing experience. College coach: Michigan 2005-06, Connecticut 2012-13. Pro coach: San Francisco 49ers 2007-09, Chicago Bears 2010-11, Washington Redskins 2014-15, joined Dolphins in 2016.



JEREMIAH WASHBURN ASSISTANT OFFENSIVE LINE

Born June 17, 1977, Boone, N.C.
Guard Arkansas 1998-2000. No pro playing experience. College coach: Arkansas 2000-01. Pro coach: Carolina Panthers 2002, Baltimore Ravens 2003-08, Detroit Lions 2009-15, joined Dolphins in 2016.



CHRIS FOERSTER OFFENSIVE LINE

Born October 12, 1961, Milwaukee, Wisc.
Center Colorado State 1979-1982. No pro playing experience. College coach: Colorado State 1983-87, Stanford 1988-1991, Minnesota 1992. Pro coach: Minnesota Vikings 1993-95, Tampa Bay Buccaneers 1996-2001, Indianapolis Colts 2002-03, Miami Dolphins 2004, Baltimore Ravens, 2005-07, San Francisco 49ers, 2008-09, 2015, Washington Redskins 2010-14, re-joined Dolphins in 2016.



DAVE PULOKA HEAD STRENGTH & CONDITIONING

Born January 12, 1979, Arlington, Mass.
Linebacker Holy Cross 1997-2000. No pro playing experience. College coach: Stevens Institute of Technology 2005, Virginia 2006. Pro coach: Atlanta Falcons 2007, joined Dolphins in 2008.



BO HARDEGREE QUARTERBACKS

Born July 5, 1984, Jackson, Tenn.
Quarterback Tennessee 2003-06. No pro playing experience. College coach: Duke 2008-10, Louisiana State 2011-13. Pro coach: Denver Broncos 2014, Chicago Bears, 2015, joined Dolphins in 2016.



JIM ARTHUR ASSISTANT STRENGTH & CONDITIONING

Born July 12, 1978, Cheshire, Conn.
Attended Springfield (Mass.) College. No college or pro playing experience. College coach: Springfield College 2000, Louisiana Tech 2001, Boston College 2002. Pro coach: Buffalo Bills 2002-04, Chicago Bears 2005-15, joined Dolphins in 2016.



SHAWN JEFFERSON WIDE RECEIVERS

Born February 22, 1969, Jacksonville, Fla.
Wide receiver Central Florida 1988-1990. Pro wide receiver San Diego Chargers 1991-95, New England Patriots 1996-99, Atlanta Falcons 2000-02, Detroit Lions 2003. No college coaching experience. Pro coach: Detroit Lions 2005-12, Tennessee Titans 2013-15, joined Dolphins in 2016.



TED RATH ASSISTANT STRENGTH & CONDITIONING

Born November 22, 1983, Monroe, Mich.
Linebacker Toledo 2003-06. No pro playing experience. College coach: Toledo 2007-09. Pro coach: Detroit Lions 2009-15, joined Dolphins in 2016.



2016 MIAMI DOLPHINS DEFENSIVE AND SPECIAL TEAMS COACHES



VANCE JOSEPH
DEFENSIVE COORDINATOR
Born September 20, 1972, Marrero, La
Quarterback and running back Colorado 1990-94.
Pro defensive back New York Jets 1995, Indianapolis Colts 1996. College coach: Colorado 1999-2001, 2002-03, Wyoming 2002, Bowling Green State 2004.
Pro coach: San Francisco 49ers 2005-10, Houston Texans 2011-13, Cincinnati Bengals 2014-15, joined Dolphins in 2016.



LOU ANARUMO
DEFENSIVE BACKS
Born August 18, 1966, Staten Island, N.Y.
Attended Wagner. No college or pro playing experience. College coach: U.S. Merchant Marine Academy 1989-1990, 1992-94, Wagner 1990, Syracuse 1990-91, Harvard 1995-2000, Marshall 2001-03, Purdue 2004-11. Pro coach: Joined Dolphins in 2012.



CHARLIE BULLEN
ASSISTANT LINEBACKERS
Born September 28, 1984, Palatine, Ill.
No college or pro playing experience. College coach: Iowa 2007-11. Pro coach: Joined Dolphins in 2012.



MATT BURKE
LINEBACKERS
Born March 25, 1976, Hudson, Mass.
Safety Dartmouth 1994-97. No pro playing experience. College coach: Boston College 2000-02, Harvard 2003. Pro coach: Tennessee Titans 2006-08, Detroit Lions 2009-13, Cincinnati Bengals 2014-15, joined Dolphins in 2016.



DARONTE JONES
ASSISTANT DEFENSIVE BACKS
Born November 11, 1978, Annapolis, Md.
Defensive back Temple 1996, Morgan State 1997-2000. No pro playing experience. College coach: Lenoir-Rhyne 2001, Nicholls State 2002, Bowie State 2005-09, UCLA 2010, Hawaii 2012-14, Wisconsin. Pro coaching experience: Montreal Allouettes 2011, joined Dolphins in 2016.



RUSTY MCKINNEY
DEFENSIVE QUALITY CONTROL
Born October 17, 1980, Fairfax County, Va.
Linebacker Towson 1998-2001. No pro playing experience. College coach: Saint Anselm 2008, Bentley University 2009-13. Pro coach: Cleveland Browns 2014-15, joined Dolphins in 2016.



JIM WASHBURN
SR. DEFENSIVE ASST./PASS RUSH SPECIALIST
Born December 2, 1949, Shelby, N.C.
Defensive line Gardner Webb 1970-73. No pro playing experience. College coach: Southern Methodist 1976, Lees-McRae 1977-78, Livingston 1979, New Mexico 1980-82, South Carolina 1983-88, Arkansas 1994-97, Houston 1998. Pro coach: Tennessee Titans 1999-2010, Philadelphia Eagles 2011-12, Detroit Lions 2013-15, joined Dolphins in 2016.



TERRELL WILLIAMS
DEFENSIVE LINE
Born June 19, 1974, Los Angeles, Calif.
Nose guard East Carolina 1995-98. No pro playing experience. College coach: Fort Scott (Kan.) C.C. 1998, North Carolina A&T 1999-2001, Youngstown State 2002-03, Akron 2004-05, Purdue 2006-09, Texas A&M 2010-11, Florida 2015. Pro coach: Oakland Raiders 2012-14, joined Dolphins in 2015



DARREN RIZZI
ASST. HEAD COACH/SPECIAL TEAMS COORD.
Born July 21, 1970, Hillsdale, N.J.
Tight End Rhode Island 1988-1991. College coach: Rhode Island 1992, Colgate 1993, New Haven 1993-97, Northeastern 1998, New Haven 1999-2001 (head coach), Rutgers 2002-07, Rhode Island 2008 (head coach). Pro coach: Joined Dolphins in 2009.



MARWAN MAALOUF
ASSISTANT SPECIAL TEAMS
Born November 26, 1976, Strongsville, Ohio.
Guard Baldwin-Wallace 1997-99. No pro playing experience. College coach: Baldwin-Wallace 2000, Fordham 2001, Rutgers 2002-03. Pro coach: Cleveland Browns 2004-06, Baltimore Ravens 2008-11, Indianapolis Colts 2012, joined Dolphins in 2013.




JAY KAISER
ASSISTANT TO THE HEAD COACH
Born April 8, 1974, Liberal, Kansas.
Attended Bethany. No college or pro playing experience. College coach: Bethany 1993-96, Northwest Missouri State 1997-98, Northern Iowa 1999, Toledo 2001, Kansas State 2002-08. Pro coach: Tampa Bay Buccaneers 2009-11, joined Dolphins in 2012.



PLAYER BIOS







24 // S

ISA
ABDUL-QUDDUS

HT: 6-1 // WT: 196 // BORN: 8/3/89
COLLEGE: FORDHAM '11 // ACQUIRED: UFA, 2016
NFL: SIXTH SEASON // DOLPHINS: FIRST SEASON

- KEY TRANSACTIONS
- Signed with the Dolphins as an unrestricted free agent from Detroit on 3/11/16
 - Originally signed by New Orleans as an undrafted college free agent on 7/27/11

at **Cincinnati (9/29)** ... Recorded two solo tackles vs. **Cleveland (9/25)** ... Also tallied one special teams tackle ... Registered eight tackles (four solo) at **New England (9/18)** ... Also served as a game captain ... Recorded eight tackles (three solo), one interception and two passes defended at **Seattle (9/11)** ... Intercepted a QB Russell Wilson pass for a 9-yard return in the second quarter ... Broke up a QB Russell Wilson pass intended for WR Doug Baldwin on fourth-and-inches in the third quarter.

ISA ABDUL-QUDDUS' NFL REGULAR SEASON STATISTICS

YEAR	TEAM	GP	GS	TACKLES					INTERCEPTIONS					FUMBLES		
				TOT	SOLO	ASST	SK	YDS	NO	YDS	LG	TD	PD	FF	FR	YDS
2011	New Orleans	16	1	7	6	1	0.0	0.0	0	0	0	0	1	3	0	0
2012	New Orleans	15	3	38	28	10	0.0	0.0	2	12	12	0	8	0	1	0
2013	New Orleans	11	0	7	6	1	0.0	0.0	0	0	0	0	1	0	0	0
2014	Detroit	16	4	29	19	10	0.0	0.0	0	0	0	0	2	0	0	0
2015	Detroit	16	8	55	40	15	1.0	1.0	0	0	0	0	6	1	0	0
2016	Miami	7	7	34	19	15	0.0	0.0	2	16	9	0	4	0	0	0
NFL TOTALS		81	23	170	118	52	1.0	1.0	4	28	12	0	22	4	1	0


2016 GAME-BY-GAME STATISTICS

DATE	OPPONENT	P/S	TCK	SOLO	AST	SK	YDS	INT	YDS	PD	FF	FR
9/11	at Seattle	1/1	8	3	5	0.0	0.0	1	9	2	0	0
9/18	at New England	1/1	8	4	4	0.0	0.0	0	0	0	0	0
9/25	CLEVELAND	1/1	2	2	0	0.0	0.0	0	0	0	0	0
9/29	at Cincinnati	1/1	6	2	4	0.0	0.0	0	0	0	0	0
10/9	TENNESSEE	1/1	5	3	2	0.0	0.0	0	0	0	0	0
10/16	PITTSBURGH	1/1	2	2	0	0.0	0.0	1	7	1	0	0
10/23	BUFFALO	1/1	3	3	0	0.0	0.0	0	0	1	0	0
2016 TOTALS		7/7	34	19	15	0.0	0.0	2	16	4	0	0

SINGLE-GAME HIGHS

CAREER HIGHS		SEASON HIGHS	
Tackles:	11 vs. Green Bay (12/3/15)	Tackles:	8 twice, last: at NE (9/18/16)
Sacks:	1 vs. San Francisco (12/27/15)	Sacks:	–
Interceptions:	1 four times, last: vs. Pittsburgh (10/16/16)	Interceptions:	1 twice, last: vs. Pittsburgh (10/16/16)
Passes Defended:	3 vs. Carolina (12/30/12)	Passes Defended:	2 at Seattle (9/11/16)
Forced Fumbles:	1 four times, last: vs. GB (12/3/15)	Forced Fumbles:	–
Fumble Recoveries:	1 vs. Philadelphia (11/5/12)	Fumble Recoveries:	–





35 // S

WALT AIKENS

HT: 6-1 // WT: 218 // BORN: 6/19/91
 COLLEGE: LIBERTY '14 // ACQUIRED: D4, 2014
 NFL: THIRD SEASON // DOLPHINS: THIRD SEASON

KEY TRANSACTIONS

- Originally a fourth-round selection (125th overall) of the Dolphins in the 2014 NFL Draft

2016 - Recorded one special teams tackle vs. **Buffalo (10/23)** ... Inactive vs. **Pittsburgh (10/16)** ... Saw action on special teams vs. **Tennessee (10/9)** ... Registered one assisted special teams tackle ... Recorded one assisted special teams tackle at **Cincinnati (9/29)** ... Played on special teams, but did not record any statistics vs. **Cleveland (9/25)** ... Saw action on special teams, but did not record any statistics at **New England (9/18)** ... Played on special

teams, but did not record any statistics at **Seattle (9/11)**.

WALT AIKENS' NFL REGULAR SEASON STATISTICS

YEAR	TEAM	GP	GS	TACKLES					INTERCEPTIONS					FUMBLES		
				TOT	SOLO	ASST	SK	YDS	NO	YDS	LG	TD	PD	FF	FR	YDS
2014	Miami	15	0	9	7	2	0.0	0.0	1	43	43	0	1	0	0	0
2015	Miami	16	4	20	15	5	0.0	0.0	0	0	0	0	0	0	0	0
2016	Miami	6	0	0	0	0	0.0	0.0	0	0	0	0	0	0	0	0
NFL TOTALS		37	4	29	22	7	0.0	0.0	1	43	43	0	1	0	0	0

2016 GAME-BY-GAME STATISTICS

DATE	OPPONENT	P/S	TCK	SOLO	AST	SK	YDS	INT	YDS	PD	FF	FR
9/11	at Seattle	1/0	0	0	0	0.0	0.0	0	0	0	0	0
9/18	at New England	1/0	0	0	0	0.0	0.0	0	0	0	0	0
9/25	CLEVELAND	1/0	0	0	0	0.0	0.0	0	0	0	0	0
9/29	at Cincinnati	1/0	0	0	0	0.0	0.0	0	0	0	0	0
10/9	TENNESSEE	1/0	0	0	0	0.0	0.0	0	0	0	0	0
10/16	PITTSBURGH						INACTIVE					
10/23	BUFFALO	1/0	0	0	0	0.0	0.0	0	0	0	0	0
2016 TOTALS		6/0	0	0	0	0.0	0.0	0	0	0	0	0

SINGLE-GAME HIGHS


CAREER HIGHS

Tackles: 6 at Philadelphia (11/15/15)
Sacks: -
Interceptions: 1 at Oakland (9/28/14)
Passes Defensed: 1 at Oakland, 9/28/14
Forced Fumbles: -
Fumble Recoveries: -

SEASON HIGHS

Tackles: -
Sacks: -
Interceptions: -
Passes Defensed: -
Forced Fumbles: -
Fumble Recoveries: -





23 // RB

**JAY
AJAYI**

HT: 6-0 // WT: 229 // BORN: 6/15/93
 COLLEGE: BOISE STATE '15 // ACQUIRED: D5B, 2015
 NFL: SECOND SEASON // DOLPHINS: SECOND SEASON

KEY TRANSACTIONS

- Originally a fifth-round selection (149th overall) of the Dolphins in the 2015 NFL Draft

2016 - Rushed a career high 28 times for 214 yards (7.6 avg.) and one touchdown in the 28-25 victory vs. **Buffalo (10/23)** ... Also caught one pass for 2 yards ... With his 214 rushing yards, Ajayi became the fourth player (fifth time overall) in NFL history to rush for 200 yards in consecutive games, joining O.J. Simpson (1973 & 1976), Earl Campbell (1980) and Ricky Williams (2002) ... His 214 rushing yards and 216 scrimmage yards were the most by an NFL player this season ... Had nine runs of 10-plus yards, which is tied for the third highest single-game

total in the NFL since 1960 ... His 214 rushing yards were the third-most in Dolphins history (including playoffs) ... Earned AFC Offensive Player of the Week Honors for his Week 7 performance ... Also named FedEx Ground NFL Player of the Week for Week 7 ... Rushed 25 times for 204 yards (8.2 avg.) and two touchdowns vs. **Pittsburgh (10/16)** ... Also caught one pass for 3 yards ... His 204 rushing yards were the fifth-most in Dolphins history (including playoffs) ... Ran for a 62-yard touchdown (a career long) in the fourth quarter ... His average of 8.16 yards per carry is the second-highest by a Dolphins running back in a single game ... Named FedEx Ground NFL Player of the Week for his Week 6 performance ... Earned AFC Offensive Player of the Week honors for Week 6 ... Made first career start vs. **Tennessee (10/9)** ... Rushed 13 times for 42 yards (3.2 avg.) and one touchdown ... Scored on a 4-yard run in the second quarter to tie the game ... Led the team with six carries for 33 yards (5.5 avg.) at **Cincinnati (9/29)** ... Also caught two passes for 13 yards (6.5 avg.) ... Rushed seven times for 28 yards (4.0 avg.) and one touchdown vs. **Cleveland (9/25)** ... His 11-yard touchdown run in overtime sealed the Dolphins' 30-24 victory ... Rushed five times for 14 yards (2.8 avg.) at **New England (9/18)** ... Also hauled in four catches for 31 yards (7.8 avg.) ... Inactive at **Seattle (9/11)**.

JAY AJAYI'S NFL REGULAR SEASON STATISTICS													
YEAR	TEAM	GP	GS	RUSHING					RECEIVING				
				ATT	YDS	AVG	LG	TD	NO	YDS	AVG	LG	TD
2015	Miami	9	0	49	187	3.8	24	1	7	90	12.9	20	0
2016	Miami	6	3	84	535	6.4	62t	5	8	49	6.1	11	0
NFL TOTALS		15	3	133	722	5.4	62t	6	15	139	9.3	20	0


2016 GAME-BY-GAME STATISTICS

DATE	OPPONENT	P/S	RUSHING					RECEIVING					W/L	SCORE	
			ATT	YDS	AVG	LG	TD	NO	YDS	AVG	LG	TD			
9/11	at Seattle		INACTIVE												
9/18	at New England	1/0	5	14	2.8	8	0	4	31	7.8	11	0	L	24-31	
9/25	CLEVELAND	1/0	7	28	4.0	11t	1	0	0	0.0	0	0	W	30-24 (OT)	
9/29	at Cincinnati	1/0	6	33	5.5	11	0	2	13	6.5	11	0	L	7-22	
10/9	TENNESSEE	1/1	13	42	3.2	9	1	0	0	0.0	0	0	L	17-30	
10/16	PITTSBURGH	1/1	25	204	8.2	62t	2	1	3	3.0	3	0	W	30-15	
10/23	BUFFALO	1/1	28	214	7.6	53	1	1	2	2.0	2	0	W	28-25	
2016 TOTALS		6/3	84	535	6.4	62t	5	8	49	6.1	11	0			

SINGLE-GAME HIGHS

CAREER HIGHS	
Rushes:	28 vs. Buffalo (10/23/16)
Rushing Yards:	214 vs. Buffalo (10/23/16)
Longest Run:	62t vs. Pittsburgh (10/16/16)
TD Runs:	2 vs. Pittsburgh (10/16/16)
Receptions:	4 twice, last at New England (9/18/16)
Receiving Yards:	52 at N.Y. Jets (11/29/15)
Longest Reception:	20 vs. Dallas (11/22/15)
TD Receptions:	—

SEASON HIGHS	
Rushes:	28 vs. Buffalo (10/23/16)
Rushing Yards:	214 vs. Buffalo (10/23/16)
Longest Run:	62t vs. Pittsburgh (10/16/16)
TD Runs:	2 vs. Pittsburgh (10/16/16)
Receptions:	4 at New England (9/18/16)
Receiving Yards:	31 at New England (9/18/16)
Longest Reception:	11 twice, last: at Cin. (9/29/16)
TD Receptions:	—

76 // T

BRANDEN ALBERT

HT: 6-5 // WT: 314 // BORN: 11/4/84
 COLLEGE: VIRGINIA '08 // ACQUIRED: UFA, 2014 (KC)
 NFL: NINTH SEASON // DOLPHINS: THIRD SEASON

KEY TRANSACTIONS

- Signed by the Dolphins as an unrestricted free agent on 3/12/14
- Originally a first-round selection (15th overall) of Kansas City in the 2008 NFL Draft


2016 - Started in the 28-25 win vs. **Buffalo (10/23)** ... Protected QB Ryan Tannehill who completed 15-of-25 passes (60 pct.) for 204 yards and one touchdown ... Tannehill also posted a 99.4 QB rating on the day ... Blocked for RB Jay Ajayi who rushed for a career-high 214 yards, the third most in a single game in franchise history ... Returned to action in the 30-15 victory vs. **Pittsburgh (10/16)** ... Protected QB Ryan Tannehill who completed 24-of-32

throws (75.0 pct.), earning a 97.4 QB rating ... Part of an o-line that did not allow a sack on the day ... Also blocked for RB Jay Ajayi who rushed for 204 yards, the fifth most in a single game in team history ... Inactive due to illness vs. **Tennessee (10/9)** ... Inactive due to injury at **Cincinnati (9/29)** ... Started vs. **Cleveland (9/25)** ... Protected QB Ryan Tannehill who completed 25-of-39 passes (64.1 pct.) for 319 yards and three touchdowns ... Also blocked for a Dolphins run game that rushed for 115 yards and one touchdown on 25 attempts (4.6 avg.) ... Started at **New England (9/18)** ... Blocked for QB Ryan Tannehill who completed 32-of-45 passes for 389 yards and two touchdowns ... O-line did not allow a sack in the game... Also blocked for the Dolphins run game, which totaled 16 attempts for 70 yards (4.4 avg.) and one touchdown ... Served as a game captain ... Started at **Seattle (9/11)** and protected QB Ryan Tannehill, who completed 16-of-29 passes for 186 yards and a 74.8 QB rating ... Also served as a game captain.

BRANDEN ALBERT'S NFL REGULAR SEASON STATISTICS

GAMES/STARTS: (Kansas City) 2008: 15/15, 2009: 14/14, 2010: 15/15, 2011: 16/16, 2012: 13/11, 2013: 12/12, (Miami) 2014: 9/9, 2015: 14/14, 2016: 5/5
NFL TOTALS: 113/111





47 // LB

KIKO ALONSO

HT: 6-3 // WT: 239 // BORN: 8/14/90
 COLLEGE: OREGON '13 // ACQUIRED: T, 2016 (PHI.)
 NFL: FOURTH SEASON // DOLPHINS: FIRST SEASON

- KEY TRANSACTIONS**
- Acquired by the Dolphins in a trade (Phi.) on 3/9/16
 - Originally a second-round selection (46th overall) by Buffalo in the 2013 NFL Draft

solo) and two tackles for loss at **Cincinnati (9/29)** ... Served as a game captain ... Recorded eight tackles (six solo) vs. **Cleveland (9/25)** ... Recorded 11 tackles (four solo) and one fumble recovery at **New England (9/18)** ... Made Dolphins debut at **Seattle (9/11)** ... Recorded 11 tackles (three solo) and one forced fumble ... Recovered a QB Russell Wilson fumble for two yards in the fourth quarter.

2016 - Sixth in the AFC with 62 total tackles through Week 8 ... His two fumble recoveries are tied for the league lead through Week 8 ... Led the team with six tackles (five solo) in the 28-25 victory vs. **Buffalo (10/23)** ... Totaled five tackles (three solo) vs. **Pittsburgh (10/16)** ... Led the team with 12 tackles (eight solo) and one tackle for loss vs. **Tennessee (10/9)** ... Recorded eight tackles (five

KIKO ALONSO'S NFL REGULAR SEASON STATISTICS

YEAR	TEAM	GP	GS	TACKLES					INTERCEPTIONS					FUMBLES		
				TOT	SOLO	ASST	SK	YDS	NO	YDS	LG	TD	PD	FF	FR	YDS
2013	Buffalo	16	16	159	87	72	2.0	17.0	4	38	32	0	4	1	2	0
2014	Buffalo	INJURED RESERVE														
2015	Philadelphia	11	1	43	30	13	0.0	0.0	1	0	0	0	1	0	0	0
2016	Miami	7	7	62	34	28	0.0	0.0	0	0	0	0	0	0	2	2
NFL TOTALS		34	24	264	151	113	2.0	17.0	5	38	32	0	5	1	4	2

2016 GAME-BY-GAME STATISTICS

DATE	OPPONENT	P/S	TCK	SOLO	AST	SK	YDS	INT	YDS	PD	FF	FR
9/11	at Seattle	1/1	11	3	8	0.0	0.0	0	0	0	0	1
9/18	at New England	1/1	11	4	7	0.0	0.0	0	0	0	0	1
9/25	CLEVELAND	1/1	8	6	2	0.0	0.0	0	0	0	0	0
9/29	at Cincinnati	1/1	8	5	3	0.0	0.0	0	0	0	0	0
10/9	TENNESSEE	1/1	12	8	4	0.0	0.0	0	0	0	0	0
10/16	PITTSBURGH	1/1	5	3	2	0.0	0.0	0	0	0	0	0
10/23	BUFFALO	1/1	6	5	1	0.0	0.0	0	0	0	0	0
2016 TOTALS		7/7	62	34	28	0.0	0.0	0	0	0	0	2

SINGLE-GAME HIGHS


CAREER HIGHS

Tackles: 22 vs. Cincinnati (10/13/13)
Sacks: 1 twice, last: vs. Kansas City (11/3/13)
Interceptions: 2 vs. Baltimore (9/29/13)
Passes Defensed: 2 vs. Baltimore (9/29/13)
Forced Fumbles: 1 vs. New England (9/8/13)
Fumble Recoveries: 1 four times, last: at NE (9/18/16)

SEASON HIGHS

Tackles: 12 vs. Tennessee (10/9/16)
Sacks: –
Interceptions: –
Passes Defensed: –
Forced Fumbles: –
Fumble Recoveries: 1 twice, last: at NE (9/18/16)





33 // CB

**BENÉ
BENWIKERE**

HT: 6-0 // WT: 200 // BORN: 9/3/91
 COLLEGE: SAN JOSE STATE '14 // ACQUIRED: WAI., 2016
 NFL: THIRD SEASON // DOLPHINS: FIRST SEASON

- KEY TRANSACTIONS**
- Acquired off waivers by the Dolphins on 10/10/16
 - Originally was a fifth-round selection (148th overall) of Carolina in the 2014 NFL Draft

2016 - Inactive vs. **Buffalo (10/23)** ... Inactive vs. **Pittsburgh (10/16)** ... Played in and started four games for Carolina ... Talled four tackles (three solo) and two passes defended at **Atlanta (10/2)** ... Play vs. **Minnesota (9/25)**, but did not record any statistics ... Recorded four tackles (three solo) and one pass defended vs. **San Francisco (9/18)** ... Registered two solo tackles, one interception and one pass defended at **Denver (9/8)**.

BENÉ BENWIKERE'S NFL REGULAR SEASON STATISTICS

		TACKLES							INTERCEPTIONS					FUMBLES		
YEAR	TEAM	GP	GS	TOT	SOLO	ASST	SK	YDS	NO	YDS	LG	TD	PD	FF	FR	YDS
2014	Carolina	10	6	33	24	9	0.0	0.0	1	0	0	0	7	1	2	6
2015	Carolina	13	4	59	44	15	1.0	9.0	0	0	0	0	9	1	1	0
2016	Carolina/Miami	4	4	10	8	2	0.0	0.0	1	1	1	0	4	0	0	0
NFL TOTALS		27	14	102	76	26	1.0	9.0	2	1	1	0	20	2	3	6

2016 GAME-BY-GAME STATISTICS


DATE	OPPONENT	P/S	TCK	SOLO	AST	SK	YDS	INT	YDS	PD	FF	FR
9/11	at Seattle											
9/18	at New England											
9/25	CLEVELAND											
9/29	at Cincinnati											
10/9	TENNESSEE											
10/16	PITTSBURGH											
10/23	BUFFALO											

2016 TOTALS

SINGLE-GAME HIGHS

	CAREER HIGHS		SEASON HIGHS
Tackles:	8 twice, last: vs. Indianapolis (11/2/15)	Tackles:	4 twice, last: at Atlanta (10/2/16)
Sacks:	1 vs. Washington (11/22/15)	Sacks:	–
Interceptions:	1 twice, last: at Denver (9/8/16)	Interceptions:	1 at Denver (9/8/16)
Passes Defensed:	1 six times, last: at Atlanta (10/2/16)	Passes Defensed:	2 at Atlanta (10/2/16)
Forced Fumbles:	1 twice, last: vs. Washington (11/22/15)	Forced Fumbles:	–
Fumble Recoveries:	1 three times, last: vs. Washington (11/22/15)	Fumble Recoveries:	–





50 // DE

**ANDRE
BRANCH**

HT: 6-5 // WT: 263 // BORN: 7/14/89
 COLLEGE: CLEMSON '12 // ACQUIRED: UFA, 2016
 NFL: FIFTH SEASON // DOLPHINS: FIRST SEASON

KEY TRANSACTIONS

- Signed by the Dolphins as an unrestricted free agent from Jacksonville on 3/16/16
- Originally a second-round selection (38th overall) by Jacksonville in the 2012 NFL Draft

2016 - Recorded two assisted tackles, a half sack and one quarterback hit vs. **Buffalo (10/23)** ... Split a sack of QB Tyrod Taylor with DE Cameron Wake for a loss of 6 yards in the fourth quarter... Served as a game captain ... Made first start for the Dolphins in the 30-15 win vs. **Pittsburgh (10/16)** ... Registered four tackles (three solo) and 1.5 sacks ... Sacked QB Ben Roethlisberger for an 11-yard loss in the first quarter ... Split a sack with DE Cameron Wake in the first

quarter for a loss of 9 yards ... Marked his third career game with multiple sacks ... Recorded two tackles (one solo) vs. **Tennessee (10/9)** ... Tallied three tackles (two solo) and one forced fumble at **Cincinnati (9/29)** ... Forced a QB Andy Dalton fumble in the fourth quarter on third-and-1, resulting in a Bengals punt on the next play ... Registered one solo tackle, one sack, one tackle for loss and one QBH vs. **Cleveland (9/25)** ... Sacked QB Cody Kessler for a loss of 3 yards on third down in the third quarter ... Recorded one assisted tackle at **New England (9/18)** ... Played in his Dolphins debut at **Seattle (9/11)** ... Recorded four assisted tackles.

ANDRE BRANCH'S NFL REGULAR SEASON STATISTICS

YEAR TEAM		GP	GS	TACKLES					INTERCEPTIONS					FUMBLES		
YEAR	TEAM	GP	GS	TOT	SOLO	ASST	SK	YDS	NO	YDS	LG	TD	PD	FF	FR	YDS
2012	Jacksonville	13	3	11	9	2	1.0	7.0	0	0	0	0	1	1	1	0
2013	Jacksonville	16	0	37	30	7	6.0	53.0	0	0	0	0	3	0	0	0
2014	Jacksonville	9	0	18	12	6	3.0	26.0	0	0	0	0	3	2	1	0
2015	Jacksonville	13	9	24	18	6	4.0	36.0	0	0	0	0	4	2	1	49
2016	Miami	7	2	17	7	10	3.0	21.5	0	0	0	0	0	1	0	0
NFL TOTALS		58	14	107	76	31	17.0	143.5	0	0	0	0	11	6	3	0

2016 GAME-BY-GAME STATISTICS

DATE	OPPONENT	P/S	TCK	SOLO	AST	SK	YDS	INT	YDS	PD	FF	FR
9/11	at Seattle	1/0	4	0	4	0.0	0.0	0	0	0	0	0
9/18	at New England	1/0	1	0	1	0.0	0.0	0	0	0	0	0
9/25	CLEVELAND	1/0	1	1	0	1.0	3.0	0	0	0	0	0
9/29	at Cincinnati	1/0	3	2	1	0.0	0.0	0	0	0	1	0
10/9	TENNESSEE	1/0	2	1	1	0.0	0.0	0	0	0	0	0
10/16	PITTSBURGH	1/1	4	3	1	1.5	15.5	0	0	0	0	0
10/23	BUFFALO	1/1	2	0	2	0.5	3.0	0	0	0	0	0
2016 TOTALS		7/2	17	7	10	3.0	21.5	0	0	0	1	0

SINGLE-GAME HIGHS

CAREER HIGHS

Tackles: 5 vs. Buffalo (12/15/13)

Sacks: 2 twice, last: vs. Ind. (12/13/15)

Interceptions: -

Passes Defensed: 2 vs. Atlanta (12/20/15)

Forced Fumbles: 2 at Philadelphia (9/7/14)

SEASON HIGHS

Tackles: 4 twice, last: vs. Pittsburgh (10/16/16)

Sacks: 1.5 vs. Pittsburgh (10/16/16)

Interceptions: -

Passes Defensed: -

Forced Fumbles: 1 at Cincinnati (9/29)



74 // G/T

JERMON
BUSHROD

HT: 6-5 // WT: 320 // BORN: 8/19/84
COLLEGE: TOWSON '07 // ACQUIRED: FA, 2016
NFL: 10TH SEASON // DOLPHINS: FIRST SEASON

KEY TRANSACTIONS

- Signed by the Dolphins on 3/11/16
- Originally a fourth-round selection (125th overall) by New Orleans in the 2007 NFL Draft


2016 - Started in the 28-25 win vs. **Buffalo (10/23)** ... Protected QB Ryan Tannehill who completed 15-of-25 passes (60 pct.) for 204 yards and one touchdown ... Tannehill also posted a 99.4 QB rating on the day ... Blocked for RB Jay Ajayi who rushed for a career-high 214 yards, the third most in a single game in franchise history ... Started in the 30-15 victory vs. **Pittsburgh (10/16)**

... Protected QB Ryan Tannehill who completed 24-of-32 throws (75.0 pct.), earning a 97.4 QB rating ... Part of an o-line that did not allow a sack on the day ... Also blocked for RB Jay Ajayi who rushed for 204 yards, the fourth-most in a single game in team history ... Started vs. **Tennessee (10/9)** ... Helped QB Ryan Tannehill complete 12-of-18 passes (66.7 pct.) for 191 yards ... Blocked for RB Jay Ajayi who rushed for a career-high 13 attempts and 42 yards ... Started at right guard at **Cincinnati (9/29)**, earning his 100th career start ... Protected QB Ryan Tannehill, who completed 15-of-25 passes (60 pct.) for 189 yards and one touchdown ... Started vs. **Cleveland (9/25)** ... Protected QB Ryan Tannehill who completed 25-of-39 passes (64.1 pct.) for 319 yards and three touchdowns ... Also blocked for a Dolphins run game that rushed for 115 yards and one touchdown on 25 attempts (4.6 avg.) ... Started at **New England (9/18)** ... Protected QB Ryan Tannehill, who completed 32-of-45 passes for 389 yards and two touchdowns ... O-line did not allow a sack in the game... Also blocked for the Dolphins run game, which totaled 16 attempts for 70 yards (4.4 avg.) and one touchdown ... Made first career start at right guard at **Seattle (9/11)** ... Protected QB Ryan Tannehill who completed 16-of-29 passes for 186 yards.

JERMON BUSHROD'S NFL REGULAR SEASON STATISTICS

GAMES/STARTS: (New Orleans) 2007: 1/0, 2008: 2/0, 2009: 15/14, 2010: 16/16, 2011: 16/16, 2012: 16/16, (Chicago) 2013: 16/16, 2014: 14/14, 2015: 12/4, (Miami) 2016: 7/7 **NFL TOTALS: 115/103**





56 // LB

DONALD BUTLER

HT: 6-1 // WT: 242 // BORN: 10/17/88
 COLLEGE: WASHINGTON '10 // ACQUIRED: FA, 2016
 NFL: SIXTH SEASON // DOLPHINS: FIRST SEASON

KEY TRANSACTIONS

- Signed with the Dolphins as a free agent on 9/13/16
- Originally a third-round selection (79th overall) by San Diego in the 2010 NFL Draft

2016 - Recorded three solo tackles vs. **Buffalo (10/23)** ... Played vs. **Pittsburgh (10/16)**, but did not record any statistics ... Recorded six tackles (four solo) vs. **Tennessee (10/9)** ... Registered three tackles (two solo) and two tackles for loss in his first Dolphins start at **Cincinnati (9/29)** ... Made his Dolphins debut and recorded one assisted tackle vs. **Cleveland (9/25)** .. Inactive at **New England**

(9/18) ... Signed with the Dolphins on Sept. 13, 2016.

DONALD BUTLER'S NFL REGULAR SEASON STATISTICS																
YEAR	TEAM	GP	GS	TACKLES					INTERCEPTIONS					FUMBLES		
				TOT	SOLO	ASST	SK	YDS	NO	YDS	LG	TD	PD	FF	FR	YDS
2011	San Diego	16	16	95	77	18	2.0	17.0	1	2	2	0	2	2	1	37
2012	San Diego	12	12	78	50	28	3.0	12.0	1	21	21t	1	4	2	0	0
2013	San Diego	13	12	84	71	13	0.5	5.5	1	30	30	0	4	0	1	0
2014	San Diego	14	13	73	45	28	1.0	6.0	0	0	0	0	2	0	3	0
2015	San Diego	16	9	40	24	16	0.5	3.0	0	0	0	0	0	1	1	1
2016	Miami	5	2	13	9	4	0.0	0.0	0	0	0	0	0	0	0	0
NFL TOTALS		76	64	383	276	107	7.0	43.5	3	53	30	1	12	5	6	38

2016 GAME-BY-GAME STATISTICS

DATE	OPPONENT	P/S	TCK	SOLO	AST	SK	YDS	INT	YDS	PD	FF	FR
9/11	at Seattle							NOT ON ROSTER				
9/18	at New England							INACTIVE				
9/25	CLEVELAND	1/0	1	0	1	0.0	0.0	0	0	0	0	0
9/29	at Cincinnati	1/1	3	2	1	0.0	0.0	0	0	0	0	0
10/9	TENNESSEE	1/1	6	4	2	0.0	0.0	0	0	0	0	0
10/16	PITTSBURGH	1/0	0	0	0	0.0	0.0	0	0	0	0	0
10/23	BUFFALO	1/0	3	3	0	0.0	0.0	0	0	0	0	0
2016 TOTALS		5/2	13	9	4	0.0	0.0	0	0	0	0	0

SINGLE-GAME HIGHS


CAREER HIGHS

Tackles:	13	vs. Houston (9/9/13)
Sacks:	1	five times, last: vs. N.Y. Jets (10/5/14)
Interceptions:	1	three times, last: vs. N.Y. Giants (12/8/13)
Passes Defensed:	2	vs. N.Y. Giants (12/8/13)
Forced Fumbles:	1	five times, last: at Cincinnati (9/20/15)
Fumble Recoveries:	1	six times, last: at Cincinnati (9/20/15)

SEASON HIGHS

Tackles:	6	vs. Tennessee (10/9/16)
Sacks:	–	
Interceptions:	–	
Passes Defensed:	–	
Forced Fumbles:	–	
Fumble Recoveries:	–	





84 // TE

JORDAN CAMERON

HT: 6-5 // WT: 265 // BORN: 8/7/88
 COLLEGE: SOUTHERN CALIFORNIA '11 // ACQUIRED: UFA, 2016 (CLE.)
 NFL: SIXTH SEASON // DOLPHINS: SECOND SEASON

- KEY TRANSACTIONS**
- Signed by the Dolphins as an unrestricted free agent on 3/12/15
 - Originally a fourth-round selection (102nd overall) of Cleveland in the 2011 NFL Draft

2016 - Inactive due to injury Weeks 4-7 ... Recorded one reception for 5 yards vs. **Cleveland (9/25)**, before leaving the game due to injury in the second quarter ... Also served as a game captain ... Caught five passes for 49 yards (9.8 avg.) and one touchdown at **New England (9/18)** ... Surpassed the 2,000 career receiving yard mark ... Recorded two receptions for 6 yards (3.0 avg.) at

Seattle (9/11).

JORDAN CAMERON'S NFL REGULAR SEASON STATISTICS													
YEAR	TEAM	GP	GS	RECEIVING					RUSHING				
				NO	YDS	AVG	LG	TD	ATT	YDS	AVG	LG	TD
2011	Cleveland	8	2	6	33	5.5	15	0	0	0	0.0	0	0
2012	Cleveland	14	6	20	226	11.3	28	1	0	0	0.0	0	0
2013	Cleveland	15	14	80	917	11.5	53	7	0	0	0.0	0	0
2014	Cleveland	10	9	24	424	17.7	81t	2	0	0	0.0	0	0
2015	Miami	16	16	35	386	11.0	29	3	0	0	0.0	0	0
2016	Miami	3	3	8	60	7.5	13	1	0	0	0.0	0	0
NFL TOTALS		66	50	173	2,046	11.8	81t	14	0	0	0.0	0	0

2016 GAME-BY-GAME STATISTICS

DATE	OPPONENT	P/S	RECEIVING					RUSHING					W/L	SCORE
			NO	YDS	AVG	LG	TD	ATT	YDS	AVG	LG	TD		
9/11	at Seattle	1/1	2	6	3.0	5	0	0	0	0	0	0	L	10-12
9/18	at New England	1/1	5	49	9.8	13	1	0	0	0	0	0	L	24-31
9/25	CLEVELAND	1/1	1	5	5.0	5	0	0	0	0	0	0	W	30-24 (OT)
9/29	at Cincinnati		INACTIVE											
10/9	TENNESSEE		INACTIVE											
10/16	PITTSBURGH		INACTIVE											
10/23	BUFFALO		INACTIVE											
2016 TOTALS		3/3	8	60	7.5	13	1	0	0	0	0	0		

SINGLE-GAME HIGHS

CAREER HIGHS

Receptions: 10 vs. Cincinnati (9/29/13)
Receiving Yards: 121 at New England (12/8/13)
Longest Reception: 81t at Carolina (12/21/14)
TD Receptions: 3 at Minnesota (9/22/13)

SEASON HIGHS

Receptions: 5 at New England (9/18/16)
Receiving Yards: 49 at New England (9/18/16)
Longest Reception: 13 at New England (9/18/16)
TD Receptions: 1 at New England (9/18/16)



88 // WR

**LEONTE
CARROO**

HT: 6-1 // WT: 217 // BORN: 1/24/94
 COLLEGE: RUTGERS '16 // ACQUIRED: D3B, 86
 NFL: ROOKIE SEASON // DOLPHINS: ROOKIE SEASON

KEY TRANSACTIONS

- Originally a third-round selection (86th overall) of the Dolphins in the 2016 NFL Draft

2016 - Played, but did not record any statistics vs. **Buffalo (10/23)** ... Played on special teams, but did not record any statistics vs. **Pittsburgh (10/16)** ... Played on special teams vs. **Tennessee (10/9)**, but did not record any statistics ... Made second career start at **Cincinnati (9/29)**, but did not record any statistics ... Played on special teams, but did not record any statistics vs. **Cleveland (9/25)** ... Played, but did not record any statistics at **New England (9/18)** ...

Made NFL and Dolphins debut at **Seattle (9/11)** ... Recorded two receptions for 14 yards (7.0 avg.) ... Registered a 12-yard catch from QB Ryan Tannehill to convert a third down in the fourth quarter.

LEONTE CARROO'S NFL REGULAR SEASON STATISTICS

YEAR	TEAM	GP	GS	RECEIVING					RUSHING				
				NO	YDS	AVG	LG	TD	ATT	YDS	AVG	LG	TD
2016	Miami	7	2	2	14	7.0	12	0	0	0	0.0	0	0
NFL TOTALS		7	2	2	14	7.0	12	0	0	0	0.0	0	0

2016 GAME-BY-GAME STATISTICS

DATE	OPPONENT	P/S	RECEIVING					RUSHING					W/L	SCORE
			NO	YDS	AVG	LG	TD	ATT	YDS	AVG	LG	TD		
9/11	at Seattle	1/1	2	14	7.0	12	0	0	0	0.0	0	0	L	10-12
9/18	at New England	1/0	0	0	0.0	0	0	0	0	0.0	0	0	L	24-31
9/25	CLEVELAND	1/0	0	0	0.0	0	0	0	0	0.0	0	0	W	30-24 (OT)
9/29	at Cincinnati	1/1	0	0	0.0	0	0	0	0	0.0	0	0	L	7-22
10/9	TENNESSEE	1/0	0	0	0.0	0	0	0	0	0.0	0	0	L	17-30
10/16	PITTSBURGH	1/0	0	0	0.0	0	0	0	0	0.0	0	0	W	30-15
10/23	BUFFALO	1/0	0	0	0.0	0	0	0	0	0.0	0	0	W	28-25
2016 TOTALS		7/2	2	14	7.0	12	0	0	0	0.0	0	0		

SINGLE-GAME HIGHS


CAREER HIGHS

Receptions: 2 at Seattle (9/11/16)
Receiving Yards: 14 at Seattle (9/11/16)
Longest Reception: 12 at Seattle (9/11/16)
TD Receptions: -

SEASON HIGHS

Receptions: 2 at Seattle (9/11/16)
Receiving Yards: 14 at Seattle (9/11/16)
Longest Reception: 12 at Seattle (9/11/16)
TD Receptions: -





38 // CB

**CHIMDI
CHEKWA**

HT: 6-0 // WT: 196 // BORN: 1/7/88
 COLLEGE: OHIO STATE '11 // ACQUIRED: FA, 2016
 NFL: FIFTH SEASON // DOLPHINS: FIRST SEASON

KEY TRANSACTIONS

- Signed by the Dolphins as a free agent on 10/11/16
- Originally a fourth-round selection (113th overall) of Oakland in the 2011 NFL Draft

2016 - Registered one assisted special teams tackle vs. **Buffalo (10/23)** ... Recorded two solo tackles vs. **Pittsburgh (10/16)** ... Downed a 34-yard punt by P Matt Darr at the Steelers' 3-yard line with 4:20 remaining in the fourth quarter.

CHIMDI CHEKWA'S NFL REGULAR SEASON STATISTICS

YEAR	TEAM	GP	GS	TACKLES					INTERCEPTIONS					FUMBLES		
				TOT	SOLO	ASST	SK	YDS	NO	YDS	LG	TD	PD	FF	FR	YDS
2011	Oakland	4	1	6	6	0	0.0	0.0	0	0	0	0	2	0	0	0
2012	Oakland	3	0	1	1	0	0.0	0.0	0	0	0	0	0	1	0	0
2013	Oakland	15	1	18	15	3	0.0	0.0	0	0	0	0	0	0	1	0
2014	Oakland	10	2	7	6	1	0.0	0.0	0	0	0	0	2	0	0	0
2016	Miami	2	0	2	2	0	0.0	0.0	0	0	0	0	0	0	0	0
NFL TOTALS		34	4	34	30	4	0.0	0.0	0	0	0	0	4	1	1	0

2016 GAME-BY-GAME STATISTICS

DATE	OPPONENT	P/S	TCK	SOLO	AST	SK	YDS	INT	YDS	PD	FF	FR
9/11	at Seattle											
9/18	at New England											
9/25	CLEVELAND											
9/29	at Cincinnati											
10/9	TENNESSEE											
10/16	PITTSBURGH	1/0	2	2	0	0.0	0.0	0	0	0	0	0
10/23	BUFFALO	1/0	0	0	0	0.0	0.0	0	0	0	0	0
2016 TOTALS		2/0	2	2	0	0.0	0.0	0	0	0	0	0

SINGLE-GAME HIGHS

CAREER HIGHS

Tackles: 6 at Philadelphia (11/15/15)

Sacks: -

Interceptions: 1 at Oakland (9/28/14)

Passes Defensed: 1 at Oakland, 9/28/14

Forced Fumbles: -

Fumble Recoveries: -

SEASON HIGHS

Tackles: 2 vs. Pittsburgh (10/16/16)

Sacks: -

Interceptions: -

Passes Defensed: -

Forced Fumbles: -

Fumble Recoveries: -





4 // P

MATT DARR

HT: 6-1 // WT: 214 // BORN: 7/2/92
 COLLEGE: TENNESSEE '15 // ACQUIRED: FA, 2015
 NFL: SECOND SEASON // DOLPHINS: SECOND SEASON

KEY TRANSACTIONS

- Originally signed by the Dolphins as an undrafted college free agent on 5/8/15

2016 - Ranks No. 9 in the NFL in gross punting yards (1,713) ... Tied for tenth in the league with 13 punts inside the 20 ... Punted the ball five times for 175 yards (35.0 avg.) and a 25.0 net avg. vs. **Buffalo (10/23)** ... Punted twice for 77 yards (38.5 avg.) and a 38.5 net avg. vs. **Pittsburgh (10/16)** ... Booted a 34-yard punt to pin the Steelers at their own 3-yard line with 4:20 remaining in the fourth quarter ... Punted six times for 298 yards (49.7 avg.) and a 46.3 net avg.

vs. **Tennessee (10/9)** ... Punted seven times for 344 yards (49.1 avg.) and a 43.0 net avg. at **Cincinnati (9/29)** ... Boomed a season-high 66-yard punt out of bounds in the first quarter to pin the Bengals at their own 10-yard line ... The 66-yard net punt was the third longest of his career and longest by the Dolphins since Brandon Fields on Dec. 22, 2013... His 344 gross punting yards were also a season high ... Punted six times for 293 yards (48.8 avg.) and a 48.8 net avg. vs. **Cleveland (9/25)** ... Also had season-high four punts inside the 20-yard line ... Posted four punts for 199 yards (49.8 avg.) and a 41.5 net average at **New England (9/18)** ... Longest punt on the day was for 56 yards ... Punted seven times for 327 yards (46.7 avg), one touchback and three punts inside the 20-yard line at **Seattle (9/11)** ... Registered a game-high 57-yard punt.

MATT DARR'S NFL REGULAR SEASON STATISTICS

YEAR	TEAM	GP	NO	YDS	AVG	RET	RET YDS.	NET	TB	IN20	LG	BK
2015	Miami	16	92	4,380	47.6	50	526	39.7	10	30	70	0
2016	Miami	7	37	1,713	46.3	15	146	40.7	3	13	66	0
NFL TOTALS		23	129	6,093	47.2	65	672	40.0	13	43	70	0

2016 GAME-BY-GAME STATISTICS

DATE	OPPONENT	P/S	NO	YDS	AVG	RET.	YDS.	NET	TB	IN20	LG	BK	W/L	SCORE
9/11	at Seattle	1/0	7	327	46.7	3	267	38.1	1	3	57	0	L	10-12
9/18	at New England	1/0	4	199	49.8	3	166	41.5	0	0	56	0	L	24-31
9/25	CLEVELAND	1/0	6	293	48.8	1	0	48.8	0	4	55	0	W	30-24 (OT)
9/29	at Cincinnati	1/0	7	344	49.1	3	23	43.0	1	3	66	0	L	7-22
10/9	TENNESSEE	1/0	6	298	49.7	4	20	46.3	0	2	57	0	L	17-30
10/16	PITTSBURGH	1/0	2	77	38.5	0	0	38.5	0	1	43	0	W	30-15
10/23	BUFFALO	1/0	5	175	35.0	1	30	25.0	1	0	45	0	W	28-25
2016 TOTALS		7/0	37	1,713	46.3	15	146	40.7	3	13	66	0		

SINGLE-GAME HIGHS

	CAREER HIGHS		SEASON HIGHS
Punts:	9 vs. Baltimore (12/6/15)	Punts:	7 twice, last: at Cin. (9/29/16)
Gross Punting Yards:	412 vs. Baltimore (12/6/15)	Gross Punting Yards:	344 at Cincinnati (9/29/16)
Gross Punt Avg. (min. 4 punts):	58.2 at New England (10/29/15)	Gross Punt Avg. (min. 4 punts):	49.8 at New England (9/15/16)
Longest Punt:	70 at New England (10/29/15)	Longest Punt:	66 at Cincinnati (9/29/16)
Inside the 20:	5 vs. Dallas (11/22/15)	Inside the 20:	4 vs. Cleveland (9/25/16)



92 // LS

JOHN DENNEY

HT: 6-5 // WT: 242 // BORN: 12/13/78
COLLEGE: BRIGHAM YOUNG '05 // ACQUIRED: FA, 2005
NFL: 12TH SEASON // DOLPHINS: 12TH SEASON

KEY TRANSACTIONS

- Originally signed by the Dolphins as an undrafted college free agent on 4/29/05

2016 - Played in his 183rd career game vs. **Buffalo (10/23)**, moving into a tie for fourth place with former WR Nat Moore on the team's all-time games played list ... Snapped for K Andrew Franks on 2-of-2 FGs and 2-of-2 PATs ... Also snapped for P Matt Darr five times for 175 yards (25.0 avg.) and 25.0 net avg. ... Began serving as a season-long captain ... Helped K Andrew Franks convert 3-of-5 FGs and 3-of-3 PATs vs. **Pittsburgh (10/16)** ... Also snapped two

punts for 77 yards (38.5 avg.) and a 38.5 net avg. ... Snapped for K Andrew Franks on a 29-yard FGM and two PATs vs. **Tennessee (10/9)** ... Also snapped on six punts for P Matt Darr for 298 yards (49.7 avg.) and a 46.3 net avg ... Extended his consecutive games played streak to 180 at **Cincinnati (9/29)** ... Helped P Matt Darr punt seven times for 344 yards (49.1 avg.) and a 43.0 net avg ... Snapped on one FGM and three PATs for K Andrew Franks vs. **Cleveland (9/25)** ... Also helped P Matt Darr punt four times inside the 20-yard line ... Saw action in his 178th-consecutive game at **New England (9/18)** ... Snapped on one FGM and three PATs for K Andrew Franks ... Played in his 177th-consecutive game for the Dolphins at **Seattle (9/11)** ... Helped P Matt Darr produce a game-high 57-yard punt.

JOHN DENNEY'S NFL REGULAR SEASON STATISTICS

GAMES/STARTS: 2005: 16/0, 2006: 16/0, 2007: 16/0, 2008: 16/0, 2009: 16/0, 2010: 16/0, 2011: 16/0, 2012: 16/0, 2013: 16/0, 2014: 16/0, 2015: 16/0, 2016: 7/0 NFL TOTALS: 183/0



32 // RB

**KENYAN
DRAKE**

HT: 6-1 // WT: 216 // BORN: 1/26/94
 COLLEGE: ALABAMA '16 // ACQUIRED: D3A,73
 NFL: ROOKIE SEASON // DOLPHINS: ROOKIE SEASON

KEY TRANSACTIONS

- Originally a third-round selection (73rd overall) of the Dolphins in the 2016 NFL Draft

2016 - Played, but did not record any statistics Weeks 6-7 ... Rushed twice for 4 yards (2.0 avg.) vs. **Tennessee (10/9)** ... Also caught two passes for 16 yards (8.0 avg.) ... Carried the ball twice for 15 yards (7.5 avg.) at **Cincinnati (9/29)** ... Made first career start vs. **Cleveland (9/25)** ... Returned one kickoff for 17 yards ... Also recorded one special teams tackle and one miscellaneous tackle ... Led the team with nine rushes for 37 yards (4.1 avg.) ... Also caught two passes for 11 yards (5.5 avg.) ... Rushed twice for 12 yards (6.0 avg.) and his first career touchdown at **New England (9/18)** ... Added two receptions for 6 yards (3.0 avg.) ... Returned one kickoff 15 yards ... Made NFL and Dolphins debut at **Seattle (9/11)**.

11 yards (5.5 avg.) ... Rushed twice for 12 yards (6.0 avg.) and his first career touchdown at **New England (9/18)** ... Added two receptions for 6 yards (3.0 avg.) ... Returned one kickoff 15 yards ... Made NFL and Dolphins debut at **Seattle (9/11)**.

KENYAN DRAKE'S NFL REGULAR SEASON STATISTICS

YEAR TEAM		GP GS		RUSHING					RECEIVING				
				ATT	YDS	AVG	LG	TD	NO	YDS	AVG	LG	TD
2016	Miami	7	1	15	68	4.5	12	1	6	33	5.5	9	0
NFL TOTALS		7	1	15	68	4.5	12	1	6	33	5.5	9	0

KENYAN DRAKE'S NFL RETURN STATS

YEAR TEAM		GP GS		KICKOFF					PUNT					
				RET.	YDS	AVG	LG	TD	NO.	FC	YDS.	AVG.	LG	TD
2016	Miami	7	1	2	32	16.0	17	0	0	0	0	0.0	0	0
NFL TOTALS		7	1	2	32	16.0	17	0	0	0	0	0.0	0	0

2016 GAME-BY-GAME STATISTICS

DATE	OPPONENT	P/S	RUSHING					RECEIVING					W/L	SCORE
			ATT	YDS	AVG	LG	TD	NO	YDS	AVG	LG	TD		
9/11	at Seattle	1/0	0	0	0.0	0	0	0	0	0.0	0	0	L	10-12
9/18	at New England	1/0	2	12	6.0	7t	1	2	6	3.0	4	0	L	24-31
9/25	CLEVELAND	1/1	9	37	4.1	11	0	2	11	5.5	7	0	W	30-24 (OT)
9/29	at Cincinnati	1/0	2	15	7.5	12	0	0	0	0.0	0	0	L	7-22
10/9	TENNESSEE	1/0	2	4	2.0	6	0	2	16	8.0	9	0	L	17-30
10/16	PITTSBURGH	1/0	0	0	0.0	0	0	0	0	0.0	0	0	W	30-15
10/23	BUFFALO	1/0	0	0	0.0	0	0	0	0	0.0	0	0	W	28-25
2016 TOTALS		7/1	15	68	4.5	12	1	6	33	5.5	9	0		

SINGLE-GAME HIGHS

CAREER HIGHS

Rushes: 9 vs. Cleveland (9/25/16)
Rushing Yards: 37 vs. Cleveland (9/25/16)
Longest Run: 12 at Cincinnati (9/29/16)
TD Runs: 1 at New England (9/18/16)
Receptions: 2 three times, last: vs. Tennessee (10/9/16)


Receiving Yards: 11 vs. Cleveland (9/25/16)
Longest Reception: 7 vs. Cleveland (9/25/16)
TD Receptions: 1 at New England (9/18/16)

SEASON HIGHS

Rushes: 9 vs. Cleveland (9/25/16)
Rushing Yards: 37 vs. Cleveland (9/25/16)
Longest Run: 12 at Cincinnati (9/29/16)
TD Runs: 1 at New England (9/18/16)
Receptions: 2 three times, last: vs. Tennessee (10/9/16)

Receiving Yards: 11 vs. Cleveland (9/25/16)
Longest Reception: 7 vs. Cleveland (9/25/16)
TD Receptions: 1 at New England (9/18/16)





78 // DE

TERRENCE FEDE

HT: 6-4 // WT: 267 // BORN: 11/19/91
 COLLEGE: MARIST '14 // ACQUIRED: D7, 2014
 NFL: THIRD SEASON // DOLPHINS: THIRD SEASON

KEY TRANSACTIONS

- Originally a seventh-round selection (234th overall) by the Dolphins in the 2014 NFL Draft

2016 - Inactive Weeks 1, 3 and 6-7 ... Recorded two tackles (one solo) vs. **Tennessee (10/9)** ... Played at **Cincinnati (9/29)**, but did not record any statistics ... Recorded two tackles (one solo) at **New England (9/18)**.

TERRENCE FEDE'S NFL REGULAR SEASON STATISTICS

YEAR	TEAM	GP	GS	TACKLES					INTERCEPTIONS					FUMBLES			
				TOT	SOLO	ASST	SK	YDS	NO	YDS	LG	TD	PD	FF	FR	YDS	
2014	Miami	11	0	10	8	2	1.0	5.0	0	0	0	0	0	0	0	0	0
2015	Miami	15	0	16	9	7	0.0	0.0	0	0	0	0	0	0	0	0	0
2016	Miami	3	0	4	2	2	0.0	0.0	0	0	0	0	0	0	0	0	0
NFL TOTALS		29	0	30	19	11	1.0	5.0	0	0	0	0	0	0	0	0	0

2016 GAME-BY-GAME STATISTICS

DATE	OPPONENT	P/S	TCK	SOLO	AST	SK	YDS	INT	YDS	PD	FF	FR
9/11	at Seattle						INACTIVE					
9/18	at New England	1/0	2	1	1	0.0	0.0	0	0	0	0	0
9/25	CLEVELAND						INACTIVE					
9/29	at Cincinnati	1/0	0	0	0	0.0	0.0	0	0	0	0	0
10/9	TENNESSEE	1/0	2	1	1	0.0	0.0	0	0	0	0	0
10/16	PITTSBURGH						INACTIVE					
10/23	BUFFALO						INACTIVE					
2016 TOTALS		3/0	4	2	2	0.0	0.0	0	0	0	0	0

SINGLE-GAME HIGHS

	CAREER HIGHS		SEASON HIGHS
Tackles:	6 at Washington (9/13/15)	Tackles:	2 twice, last: vs. Tennessee (10/9/16)
Sacks:	1 at Jacksonville (10/26/14)	Sacks:	–
Interceptions:	–	Interceptions:	–
Passes Defensed:	–	Passes Defensed:	–
Forced Fumbles:	–	Forced Fumbles:	–





3 // K

ANDREW FRANKS

HT: 6-1 // WT: 202 // BORN: 1/11/93
 COLLEGE: RENSSELAER POLYTECHNIC INSTITUTE // ACQUIRED: FA, 2015
 NFL: SECOND SEASON // DOLPHINS: SECOND SEASON

KEY TRANSACTIONS

- Originally signed by the Dolphins as an undrafted college free agent on 5/8/15

FGs and 2-of-2 PATs vs. **Tennessee (10/9)** ... Made 1-of-1 PATs at **Cincinnati (9/29)** ... Also kicked off twice and recorded one touchback ... Kicked 1-of-1 FGs and 3-of-3 PATs vs. **Cleveland (9/25)** ... Converted 1-of-1 FGs and 3-of-3 PATs at **New England (9/18)** ... Connected on a 27-yard FG in the second quarter to give the Dolphins their first points of the day ... Was 1-of-2 on FGs and 1-of-1 on PATs to score four points at **Seattle (9/11)** ... Kicked a game-high 41-yard FG in the second quarter.

ANDREW FRANKS' NFL REGULAR SEASON STATISTICS											
YEAR	TEAM	GP	FGM	FGA	PCT.	LG	XP	XPA	PCT.	BLK	PTS
2015	Miami	16	13	16	81.3	53	33	36	91.7	0	72
2016	Miami	7	9	12	75.0	41	15	15	100.0	1	42
NFL TOTALS		23	22	28	78.6	53	48	51	94.1	1	114

2016 GAME-BY-GAME STATISTICS

DATE	OPPONENT	P/S	FGM	FGA	PCT.	LG	XP	XPA	PCT.	BLK	PTS	W/L	SCORE
9/11	at Seattle	1/0	1	2	50.0	41	1	1	100.0	0	4	L	10-12
9/18	at New England	1/0	1	1	100.0	27	3	3	100.0	0	6	L	24-31
9/25	CLEVELAND	1/0	1	1	100.0	37	3	3	100.0	0	6	W	30-24 (OT)
9/29	at Cincinnati	1/0	0	0	0.0	0	1	1	100.0	0	1	L	7-22
10/9	TENNESSEE	1/0	1	1	100.0	24	2	2	100.0	0	5	L	17-30
10/16	PITTSBURGH	1/0	3	5	60.0	30	3	3	100.0	1	12	W	30-15
10/23	BUFFALO	1/0	2	2	100.0	36	2	2	100.0	0	8	W	28-25
2016 TOTALS		7/0	9	12	75.0	41	15	15	100.0	1	42		

SINGLE-GAME HIGHS

CAREER HIGHS		SEASON HIGHS	
Most Points Scored:	12 vs. Pittsburgh (10/16/16)	Most Points Scored:	12 vs. Pittsburgh (10/16/16)
PATs Attempted:	6 vs. Houston (10/25/15)	PATs Attempted:	3 three times, last: vs. Pittsburgh (10/16/16)
PATs Made:	5 twice, last: vs. Houston (10/25/15)	PATs Made:	3 three times, last: vs. Pittsburgh (10/16/16)
Consecutive PATs Made:	15 (9/11/16 - 10/23/16)	Consecutive PATs Made:	15 (9/11/16 - 10/23/16)
FGs Attempted:	5 vs. Pittsburgh (10/16/16)	FGs Attempted:	5 vs. Pittsburgh (10/16/16)
FGs Made:	3 vs. Pittsburgh (10/16/16)	FGs Made:	3 vs. Pittsburgh (10/16/16)





19 // WR

JAKEEM GRANT

HT: 5-7 // WT: 172 // BORN: 10/30/92
 COLLEGE: TEXAS TECH '16 // ACQUIRED: D6A
 NFL: ROOKIE SEASON // DOLPHINS: ROOKIE SEASON

KEY TRANSACTIONS

- Originally a sixth-round draft selection (186th overall) of the Dolphins in the 2016 NFL Draft

2016 - Ranks No. 7 in the NFL and No. 2 in the AFC in punt return average (11.7 avg.) through Week 8 ... Returned three punts for 11 yards (3.7 avg.) vs. **Buffalo (10/23)** ... Also returned three kickoffs for 59 yards (19.7 avg.) ... Longest kickoff return on the day was 23 yards ... Returned one punt for 15 yards vs. **Pittsburgh (10/16)** ... Returned one punt 74 yards for his first career touchdown in the second quarter to tie the game vs. **Tennessee (10/9)** ... It was the seventh-

longest punt return in team history and the third longest by a rookie ... Also returned two kickoffs for 47 yards (23.5 avg.) ... Longest kickoff return on the day was for 26 yards ... Returned one kickoff for 18 yards and three punts for 13 yards (4.3 avg.) at **Cincinnati (9/29)** ... His 11-yard punt return in the second quarter is a season high ... Returned one kickoff for 27 yards vs. **Cleveland (9/25)** ... Saw action on special teams, but did not record any statistics at **New England (9/18)** ... Made NFL and Dolphins debut at **Seattle (9/11)** ... Served as the primary kick and punt returner for Miami ... Returned three punts for 16 yards (5.3 avg.) ... Returned two kickoffs for 67 yards (33.5 avg.).

JAKEEM GRANT'S NFL REGULAR SEASON STATISTICS														
YEAR	TEAM	GP	GS	RECEIVING					RUSHING					
				NO	YDS	AVG	LG	TD	ATT	YDS	AVG	LG	TD	
2016	Miami	7	0	0	0	0.0	0	0	0	0	0	0.0	0	0
NFL TOTALS		7	0	0	0	0.0	0	0	0	0	0	0.0	0	0

JAKEEM GRANT'S NFL RETURN STATS														
YEAR	TEAM	GP	GS	KICKOFF					PUNT					
				RET.	YDS	AVG	LG	TD	NO.	FC	YDS.	AVG.	LG	TD
2016	Miami	7	0	9	218	24.2	45	0	11	0	129	11.7	74t	1
NFL TOTALS		7	0	9	218	24.2	45	0	11	0	129	11.7	74t	1

2016 GAME-BY-GAME STATISTICS															
DATE	OPPONENT	P/S	RECEIVING					RUSHING					W/L	SCORE	
			NO	YDS	AVG	LG	TD	ATT	YDS	AVG	LG	TD			
9/11	at Seattle	1/0	0	0	0.0	0	0	0	0	0	0.0	0	0	L	10-12
9/18	at New England	1/0	0	0	0.0	0	0	0	0	0	0.0	0	0	L	24-31
9/25	CLEVELAND	1/0	0	0	0.0	0	0	0	0	0	0.0	0	0	W	30-24 (OT)
9/29	at Cincinnati	1/0	0	0	0.0	0	0	0	0	0	0.0	0	0	L	7-22
10/9	TENNESSEE	1/0	0	0	0.0	0	0	0	0	0	0.0	0	0	L	17-30
10/16	PITTSBURGH	1/0	0	0	0.0	0	0	0	0	0	0.0	0	0	W	30-15
10/23	BUFFALO	1/0	0	0	0.0	0	0	0	0	0	0.0	0	0	W	28-25
2016 TOTALS		7/0	0	0	0.0	0	0	0	0	0	0.0	0	0		

SINGLE-GAME HIGHS

CAREER HIGHS

Receptions: -

Receiving Yards: -

Longest Reception: -

TD Receptions: -

Rushes: -

Rushing Yards: -

Longest Rush: -

SEASON HIGHS

Receptions: -

Receiving Yards: -

Longest Reception: -


TD Reception: -

Rushes: -

Rushing Yards: -

Longest Rush: -





48 // TE

MARQUEIS GRAY

HT: 6-4 // WT: 255 // BORN: 11/7/89
 COLLEGE: MINNESOTA '13 // ACQUIRED: FA, 2016
 NFL: FOURTH SEASON // DOLPHINS: FIRST SEASON

- KEY TRANSACTIONS**
- Signed by the Dolphins as a free agent on 3/31/16
 - Signed by San Francisco as a undrafted college free agent on 5/7/13

2016 - Started vs. **Buffalo (10/23)**, but did not record any statistics ... Started vs. **Pittsburgh (10/16)** ... Recorded three receptions for a career-high 81 yards (27.0 avg.) ... Caught a career-high 53-yard pass from QB Ryan Tannehill in the second quarter ... Started vs. **Tennessee (10/9)**, but did not record any statistics ... Saw action at **Cincinnati (9/29)**, but did not record any statistics ... Played, but did not record any statistics vs. **Cleveland (9/25)** ... Provided a pancake block at the point of attack on RB Jay Ajayi's 11-yard game-winning

touchdown run ... Recorded one assisted special teams tackle at **New England (9/18)** ... Appeared on special teams at **Seattle (9/11)** ... Recorded one assisted special teams tackle.

MarQUEIS GRAY'S NFL REGULAR SEASON STATISTICS													
YEAR	TEAM	GP	GS	RECEIVING					RUSHING				
				NO	YDS	AVG	LG	TD	ATT	YDS	AVG	LG	TD
2013	Cleveland	12	2	2	8	14.0	5	0	6	43	7.2	18	0
2014	Min./Buf.	13	5	9	134	14.9	41	0	0	0	0.0	0	0
2015	Buffalo	4	0	1	2	2.0	2	0	0	0	0.0	0	0
2016	Miami	7	3	3	81	27.0	53	0	0	0	0.0	0	0
NFL TOTALS		36	10	15	225	15.0	53	0	6	43	7.2	18	0

2016 GAME-BY-GAME STATISTICS

DATE	OPPONENT	P/S	RECEIVING					RUSHING					W/L	SCORE
			NO	YDS	AVG	LG	TD	ATT	YDS	AVG	LG	TD		
9/11	at Seattle	1/0	0	0	0.0	0	0	0	0	0.0	0	0	L	10-12
9/18	at New England	1/0	0	0	0.0	0	0	0	0	0.0	0	0	L	24-31
9/25	CLEVELAND	1/0	0	0	0.0	0	0	0	0	0.0	0	0	W	30-24 (OT)
9/29	at Cincinnati	1/0	0	0	0.0	0	0	0	0	0.0	0	0	L	7-22
10/9	TENNESSEE	1/1	0	0	0.0	0	0	0	0	0.0	0	0	L	17-30
10/16	PITTSBURGH	1/1	3	81	27.0	53	0	0	0	0.0	0	0	W	30-15
10/23	BUFFALO	1/1	0	0	0.0	0	0	0	0	0.0	0	0	W	28-25
2016 TOTALS		7/3	3	81	27.0	53	0	0	0	0.0	0	0		

SINGLE-GAME HIGHS

CAREER HIGHS

Receptions: 3 twice, last: vs. Pittsburgh (10/16/16)
Receiving Yards: 81 vs. Pittsburgh (10/16/16)
Longest Reception: 53 vs. Pittsburgh (10/16/16)
TD Receptions: -

SEASON HIGHS

Receptions: 3 vs. Pittsburgh (10/16/16)
Receiving Yards: 81 vs. Pittsburgh (10/16/16)
Longest Reception: 53 vs. Pittsburgh (10/16/16)
TD Receptions: -





46 // LB

**NEVILLE
HEWITT**

HT: 6-2 // WT: 232 // BORN: 4/6/93
 COLLEGE: MARSHALL '15 // ACQUIRED: FA, 2015
 NFL: SECOND SEASON // DOLPHINS: SECOND SEASON

KEY TRANSACTIONS

- Originally signed by the Dolphins as an undrafted college free agent on 5/8/15

2016 - Registered three solo tackles vs. **Buffalo (10/23)** ... Also made one assisted special teams tackle ... Recorded three tackles (one solo) vs. **Pittsburgh (10/16)** ... Started vs. **Tennessee (10/9)**, recording three assisted tackles ... Totaled four tackles (three solo) in start at **Cincinnati (9/29)** ... Registered six tackles (five solo) and one tackle for loss vs. **Cleveland (9/25)** ... Also made one special teams tackle ... Recorded one solo tackle at **New England (9/18)** ...

Also made one special teams tackle ... Played at **Seattle (9/11)**, appearing on special teams.

NEVILLE HEWITT'S NFL REGULAR SEASON STATISTICS

YEAR	TEAM	GP	GS	TACKLES					INTERCEPTIONS					FUMBLES		
				TOT	SOLO	ASST	SK	YDS	NO	YDS	LG	TD	PD	FF	FR	YDS
2015	Miami	16	2	32	22	10	0.0	0.0	1	0	0	0	3	0	0	0
2016	Miami	7	2	20	13	7	0.0	0.0	0	0	0	0	0	0	0	0
NFL TOTALS		23	4	52	35	17	0.0	0.0	1	0	0	0	3	0	0	0

2016 GAME-BY-GAME STATISTICS

DATE	OPPONENT	P/S	TCK	SOLO	AST	SK	YDS	INT	YDS	PD	FF	FR
9/11	at Seattle	1/0	0	0	0	0.0	0.0	0	0	0	0	0
9/18	at New England	1/0	1	1	0	0.0	0.0	0	0	0	0	0
9/25	CLEVELAND	1/0	6	5	1	0.0	0.0	0	0	0	0	0
9/29	at Cincinnati	1/1	4	3	1	0.0	0.0	0	0	0	0	0
10/9	TENNESSEE	1/1	3	0	3	0.0	0.0	0	0	0	0	0
10/16	PITTSBURGH	1/0	3	1	2	0.0	0.0	0	0	0	0	0
10/23	BUFFALO	1/0	3	3	0	0.0	0.0	0	0	0	0	0
2016 TOTALS		7/2	20	13	7	0.0	0.0	0	0	0	0	0

SINGLE-GAME HIGHS

CAREER HIGHS

Tackles: 6 three times, last: vs. Cle. (9/25/16)
Sacks: -
Interceptions: 1 vs. Dallas (11/22/15)
Passes Defensed: 1 three times, last: vs. NE (1/3/16)
Forced Fumbles: -
Fumble Recoveries: -

SEASON HIGHS

Tackles: 6 vs. Cleveland (9/25/16)
Sacks: -
Interceptions: -
Passes Defensed: -
Forced Fumbles: -
Fumble Recoveries: -



25 // CB

XAVIEN HOWARD

HT: 6-1 // WT: 198 // BORN: 7/4/93
 COLLEGE: BAYLOR '16 // ACQUIRED: D2, 38
 NFL: ROOKIE SEASON // DOLPHINS: ROOKIE SEASON

KEY TRANSACTIONS

- Originally a second-round selection (38th overall) of the Dolphins in the 2016 NFL Draft

2016 - Inactive due to injury Weeks 5-7 ... Recorded six tackles (five solo) at **Cincinnati (9/29)** ... Totaled six solo tackles, two passes defensed and one forced fumble vs. **Cleveland (9/25)** ... Forced a fumble from WR Ricardo Lewis in the third quarter ... Recorded five tackles (two solo) at **New England (9/18)** ... Made first career start at **Seattle (9/11)** in his NFL and Dolphins debut ... Became the first Dolphins rookie to start Week 1 at cornerback since Sean

Smith (2009) ... Recorded 11 tackles (six solo).

XAVIEN HOWARD'S NFL REGULAR SEASON STATISTICS

YEAR	TEAM	GP	GS	TACKLES					INTERCEPTIONS					FUMBLES			
				TOT	SOLO	ASST	SK	YDS	NO	YDS	LG	TD	PD	FF	FR	YDS	
2016	Miami	4	4	28	19	9	0.0	0.0	0	0	0	0	0	2	1	0	0
NFL TOTALS		4	4	28	19	9	0.0	0.0	0	0	0	0	0	2	1	0	0

2016 GAME-BY-GAME STATISTICS

DATE	OPPONENT	P/S	TCK	SOLO	AST	SK	YDS	INT	YDS	PD	FF	FR
9/11	at Seattle	1/1	11	6	5	0.0	0.0	0	0	0	0	0
9/18	at New England	1/1	5	2	3	0.0	0.0	0	0	1	0	0
9/25	CLEVELAND	1/1	6	6	0	0.0	0.0	0	0	1	1	0
9/29	at Cincinnati	1/1	6	5	1	0.0	0.0	0	0	0	0	0
10/9	TENNESSEE						INACTIVE					
10/16	PITTSBURGH						INACTIVE					
10/23	BUFFALO						INACTIVE					
2016 TOTALS		4/4	28	19	9	0.0	0.0	0	0	2	1	0

SINGLE-GAME HIGHS

CAREER HIGHS

Tackles: 11 at Seattle (9/11/16)

Sacks: -

Interceptions: -

Passes Defensed: 2 vs. Cleveland (9/25/16)

Forced Fumbles: 1 vs. Cleveland (9/25/16)

Fumble Recoveries: -

SEASON HIGHS

Tackles: 11 at Seattle (9/11/16)

Sacks: -

Interceptions: -

Passes Defensed: 2 vs. Cleveland (9/25/16)

Forced Fumbles: 1 vs. Cleveland (9/25/16)

Fumble Recoveries: -





45 // LB

MIKE HULL

HT: 6-0 // WT: 233 // BORN: 5/25/91
 COLLEGE: PENN STATE '15 // ACQUIRED: FA, 2015
 NFL: SECOND SEASON // DOLPHINS: SECOND SEASON

- KEY TRANSACTIONS**
- Signed to the Dolphins' active roster on 1/2/16
 - Originally signed by the Dolphins as an undrafted college free agent on 5/8/15

2016 - Made one assisted special teams tackle vs. **Buffalo (10/23)** ... Played one defensive snap in place of an injured LB Kiko Alonso ... Registered two special teams tackles vs. **Pittsburgh (10/16)** ... Also served as a game captain ... Appeared on special teams, but did not record any statistics vs. **Tennessee (10/9)** ... Played, but did not record any statistics at **Cincinnati (9/29)** ... Saw action on special teams, but did not record any statistics vs. **Cleveland (9/25)**

... Totaled two special teams tackles at **New England (9/18)** ... Played at **Seattle (9/11)** ... Recorded one assisted special teams tackle.

MIKE HULL'S NFL REGULAR SEASON STATISTICS																	
YEAR	TEAM	GP	GS	TACKLES					INTERCEPTIONS					FUMBLES			
				TOT	SOLO	ASST	SK	YDS	NO	YDS	LG	TD	PD	FF	FR	YDS	
2015	Miami	3	0	1	1	0	0.0	0	0	0	0	0	0	0	0	0	0
2016	Miami	7	0	0	0	0	0.0	0.0	0	0	0	0	0	0	0	0	0
NFL TOTALS		10	0	1	1	0	0.0	0.0	0	0	0	0	0	0	0	0	0

2016 GAME-BY-GAME STATISTICS

DATE	OPPONENT	P/S	TCK	SOLO	AST	SK	YDS	INT	YDS	PD	FF	FR
9/11	at Seattle	1/0	0	0	0	0.0	0.0	0	0	0	0	0
9/18	at New England	1/0	0	0	0	0.0	0.0	0	0	0	0	0
9/25	CLEVELAND	1/0	0	0	0	0.0	0.0	0	0	0	0	0
9/29	at Cincinnati	1/0	0	0	0	0.0	0.0	0	0	0	0	0
10/9	TENNESSEE	1/0	0	0	0	0.0	0.0	0	0	0	0	0
10/16	PITTSBURGH	1/0	0	0	0	0.0	0.0	0	0	0	0	0
10/23	BUFFALO	1/0	0	0	0	0.0	0.0	0	0	0	0	0
2016 TOTALS		7/0	0	0	0	0.0	0.0	0	0	0	0	0

SINGLE-GAME HIGHS

CAREER HIGHS

Tackles: 1 at Philadelphia (11/15/15)

Sacks: -

Interceptions: -

Passes Defensed: -

Forced Fumbles: -

Fumble Recoveries: -

SEASON HIGHS

Tackles: -

Sacks: -

Interceptions: -

Passes Defensed: -

Forced Fumbles: -

Fumble Recoveries: -




70 // T

JA'WUAN JAMES

HT: **6-6** // WT: **307** // BORN: **6/3/92**
 COLLEGE: **TENNESSEE '14** // ACQUIRED: **D1, 2014**
 NFL: **THIRD SEASON** // DOLPHINS: **THIRD SEASON**

KEY TRANSACTIONS

- Originally a first-round selection (19th overall) of the Dolphins in the 2014 NFL Draft

2016 - Started in the 28-25 win vs. **Buffalo (10/23)** ... Protected QB Ryan Tannehill who completed 15-of-25 passes (60 pct.) for 204 yards and one touchdown ... Tannehill also posted a 99.4 QB rating on the day ... Blocked for RB Jay Ajayi who rushed for a career-high 214 yards, the third most in a single game in franchise history ... Started vs. **Pittsburgh (10/15)** ... Protected QB Ryan Tannehill who completed 24-of-32 throws (75.0 pct.), earning a 97.4 QB rating ... Part of an o-line that did not allow a sack on the day ... Also blocked

for RB Jay Ajayi who rushed for 204 yards, the fourth-most in a single game in team history ... Started vs. **Tennessee (10/9)** ... Helped QB Ryan Tannehill complete 12-of-18 passes (66.7 pct.) for 191 yards ... Blocked for RB Jay Ajayi who rushed for a career-high 13 attempts and 42 yards ... Started at **Cincinnati (9/29)** ... Protected QB Ryan Tannehill, who completed 15-of-25 passes (60 pct.) for 189 yards and one touchdown ... Started vs. **Cleveland (9/25)** ... Protected QB Ryan Tannehill who completed 25-of-39 passes (64.1 pct.) for 319 yards and three touchdowns ... Also blocked for a Dolphins run game that rushed for 115 yards and one touchdown on 25 attempts (4.6 avg.) ... Started at **New England (9/18)** ... Protected QB Ryan Tannehill who completed 32-of-45 passes for 389 yards and two touchdowns ... O-line did not allow a sack in the game... Also blocked for the Dolphins run game, which totaled 16 attempts for 70 yards (4.4 avg.) and one touchdown ... Started at right tackle at **Seattle (9/11)** ... Protected QB Ryan Tannehill who completed 16-of-29 passes for 186 yards.

JA'WUAN JAMES' NFL REGULAR SEASON STATISTICS

GAMES/STARTS: 2014: 16/16, 2015: 7/7, 2016: 7/7 **NFL TOTALS: 30/30**





53 // LB

JELANI JENKINS

HT: 6-0 // WT: 240 // BORN: 3/13/92
 COLLEGE: FLORIDA '13 // ACQUIRED: D4A, 2013
 NFL: FOURTH SEASON // DOLPHINS: FOURTH SEASON

KEY TRANSACTIONS

- Originally was a fourth-round selection (104th overall) of the Dolphins in the 2013 NFL Draft

2016 - Tallied two solo tackles vs. **Buffalo (10/23)** ... Started vs. **Pittsburgh (10/16)**, but did not record any statistics ... Inactive due to injury Weeks 4-5 ... Registered three tackles (two solo) vs. **Cleveland (9/25)** ... Tallied five tackles (two solo) at **New England (9/18)** ... Recorded seven tackles (one solo) at **Seattle (9/11)**.

JELANI JENKINS' NFL REGULAR SEASON STATISTICS

YEAR	TEAM	GP	GS	TACKLES					INTERCEPTIONS					FUMBLES			
				TOT	SOLO	ASST	SK	YDS	NO	YDS	LG	TD	PD	FF	FR	YDS	
2013	Miami	16	0	11	10	1	0.0	0.0	0	0	0	0	0	0	0	0	0
2014	Miami	15	14	108	81	27	3.5	26.5	0	0	0	0	1	2	0	0	
2015	Miami	13	13	71	50	21	6.0	0.0	0	0	0	0	3	1	1	0	
2016	Miami	5	4	17	7	10	0.0	0.0	0	0	0	0	1	0	0	0	
NFL TOTALS		49	31	207	148	59	3.5	26.5	0	0	0	0	5	3	1	0	

2016 GAME-BY-GAME STATISTICS

DATE	OPPONENT	P/S	TCK	SOLO	AST	SK	YDS	INT	YDS	PD	FF	FR
9/11	at Seattle	1/0	7	1	6	0.0	0.0	0	0	0	0	0
9/18	at New England	1/1	5	2	3	0.0	0.0	0	0	1	0	0
9/25	CLEVELAND	1/1	3	2	1	0.0	0.0	0	0	0	0	0
9/29	at Cincinnati							INACTIVE				
10/9	TENNESSEE							INACTIVE				
10/16	PITTSBURGH	1/1	0	0	0	0.0	0.0	0	0	0	0	0
10/23	BUFFALO	1/1	2	2	0	0.0	0.0	0	0	0	0	0
2016 TOTALS		5/4	17	7	10	0.0	0.0	0	0	1	0	0

SINGLE-GAME HIGHS

CAREER HIGHS

Tackles: 16 at N.Y. Jets (12/1/14)
Sacks: 1.5 vs. Kansas City (9/21/14)
Interceptions: –
Passes Defensed: 1 five times, last: at NE (9/18/16)
Forced Fumbles: 1 three times, last: vs. Houston (10/25/15)
Fumble Recoveries: 1 at Tennessee (10/18/15)

SEASON HIGHS

Tackles: 7 at Seattle (9/11/16)
Sacks: –
Interceptions: –
Passes Defensed: 1 at New England (9/18/16)
Forced Fumbles: –
Fumble Recoveries: –





52 // DT

CHRIS JONES

HT: 6-1 // WT: 293 // BORN: 7/12/90
COLLEGE: BOWLING GREEN '13 // ACQUIRED: FA, 2016
NFL: FOURTH SEASON // DOLPHINS: FIRST SEASON

- KEY TRANSACTIONS
- Signed by the Dolphins as a free agent on 9/14/16
 - Originally a sixth-round selection (198th overall) by Houston in the 2013 NFL Draft

2016 - Recorded one solo tackle vs. **Buffalo (10/23)** ... Played, but did not record any statistics Weeks 4-6 ... Blocked a K Ryan Succop PAT in the fourth quarter vs. Pittsburgh (10/16) ... Tallied two solo tackles vs. **Cleveland (9/25)** ... Made Dolphins debut at **New England (9/18)** ... Recorded three tackles (one solo) ... Signed by the Dolphins on Sept. 14, 2016.

CHRIS JONES' NFL REGULAR SEASON STATISTICS

YEAR	TEAM	GP	GS	TACKLES					INTERCEPTIONS					FUMBLES			
				TOT	SOLO	ASST	SK	YDS	NO	YDS	LG	TD	PD	FF	FR	YDS	
2013	New England	13	11	54	25	29	6.0	42.0	0	0	0	0	0	0	0	0	0
2014	New England	15	12	35	15	10	3.0	17.5	0	0	0	0	0	0	0	0	0
2015	New England	PHYSICALLY UNABLE TO PERFORM															
2016	Miami	6	0	6	4	2	0.0	0.0	0	0	0	0	0	0	0	0	0
NFL TOTALS		34	23	85	44	41	9.0	59.5	0	0	0	0	0	0	0	0	0

2016 GAME-BY-GAME STATISTICS

DATE	OPPONENT	P/S	TCK	SOLO	AST	SK	YDS	INT	YDS	PD	FF	FR
9/11	at Seattle	NOT ON ROSTER										
9/18	at New England	1/0	3	1	2	0.0	0.0	0	0	0	0	0
9/25	CLEVELAND	1/0	2	2	0	0.0	0.0	0	0	0	0	0
9/29	at Cincinnati	1/0	0	0	0	0.0	0.0	0	0	0	0	0
10/9	TENNESSEE	1/0	0	0	0	0.0	0.0	0	0	0	0	0
10/16	PITTSBURGH	1/0	0	0	0	0.0	0.0	0	0	0	0	0
10/23	BUFFALO	1/0	1	1	0	0.0	0.0	0	0	0	0	0
2016 TOTALS		6/0	6	4	2	0.0	0.0	0	0	0	0	0

SINGLE-GAME HIGHS

CAREER HIGHS

Tackles: 10 at N.Y. Jets (10/20/13)

Sacks: 2.0 at N.Y. Jets (10/20/13)

Interceptions: -

Passes Defensed: -

Forced Fumbles: -

Fumble Recoveries: -

SEASON HIGHS

Tackles: 3 at New England (9/18/16)

Sacks: -


Interceptions: -

Passes Defensed: -

Forced Fumbles: -

Fumble Recoveries: -





85 // TE
DOMINIQUE
JONES

HT: 6-3 // WT: 275 // BORN: 8/15/87
COLLEGE: SHEPHERD '11 // ACQUIRED: FA, 2016
NFL: THIRD SEASON // DOLPHINS: FIRST SEASON

- KEY TRANSACTIONS**
- Signed by the Dolphins as a free agent on 10/3/16
 - Originally signed as an undrafted college free agent by Indianapolis on 4/30/12

2016 - Started, but did not record any statistics vs. **Buffalo (10/23)** ... Caught one pass for 8 yards (8.0 avg.) vs. **Pittsburgh (10/16)** ... Recorded two receptions for 4 yards (2.0 avg.) vs. **Tennessee (10/9)** ... Not on an NFL Roster during Weeks 1-4.

DOMINIQUE JONES' NFL REGULAR SEASON STATISTICS

YEAR	TEAM	GP	GS	RECEIVING					RUSHING				
				NO	YDS	AVG	LG	TD	ATT	YDS	AVG	LG	TD
2012	Indianapolis	4	1	1	8	8.0	9	0	0	0	0.0	0	0
2013	Ind./KC	8	2	2	34	17.0	21	0	0	0	0.0	0	0
2014	Denver	1	0	0	0	0.0	0	0	0	0	0.0	0	0
2015	Baltimore												
	N.Y. Giants												
	Minnesota												
2016	Miami	3	1	3	12	4.0	8	0	0	0	0.0	0	0
NFL TOTALS		16	4	6	54	9.0	21	0	0	0	0.0	0	0

2016 GAME-BY-GAME STATISTICS

DATE	OPPONENT	P/S	RECEIVING					RUSHING					W/L	SCORE
			NO	YDS	AVG	LG	TD	ATT	YDS	AVG	LG	TD		
9/11	at Seattle													
9/18	at New England													
9/25	CLEVELAND													
9/29	at Cincinnati													
10/9	TENNESSEE	1/0	2	4	2.0	5	0	0	0	0.0	0	0	L	17-30
10/16	PITTSBURGH	1/0	1	8	8.0	8	0	0	0	0.0	0	0	W	30-15
10/23	BUFFALO	1/1	0	0	0.0	0	0	0	0	0.0	0	0	W	28-25
2016 TOTALS		3/1	3	12	4.0	8	0	0	0	0.0	0	0		

SINGLE-GAME HIGHS

CAREER HIGHS

Receptions: 2 vs. Tennessee (10/9/16)
Receiving Yards: 21 at Jacksonville (9/29/13)
Longest Reception: 21 at Jacksonville (9/29/13)
TD Receptions: -

SEASON HIGHS

Receptions: 2 vs. Tennessee (10/9/16)
Receiving Yards: 8 vs. Pittsburgh (10/16/16)
Longest Reception: 8 vs. Pittsburgh (10/16/16)
TD Receptions: -



98 // DE

JASON JONES

HT: 6-5 // WT: 278 // BORN: 5/23/86
 COLLEGE: EASTERN MICHIGAN '08 // ACQUIRED: UFA, 2016
 NFL: NINTH SEASON // DOLPHINS: FIRST SEASON

- KEY TRANSACTIONS**
- Signed by the Dolphins as an unrestricted free agent on 5/16/2016
 - Originally a second-round selection (54th overall) by Tennessee in the 2008 NFL Draft

game captain ... Totaled six tackles (two solo) at **Cincinnati (9/29)** ... His six total tackles were both career highs ... Recorded three solo tackles, one QBH and one fumble recovery vs. **Cleveland (9/25)** ... Recovered a fumble from QB Cody Kessler in the first quarter, following a DE Cameron Wake sack ... Recorded three tackles (one solo) and one sack at **New England (9/18)** ... Sacked QB Jacoby Brissett for a loss of 8 yards in the third quarter ... Recorded two assisted tackles, 0.5 sacks and two QBHs at **Seattle (9/11)** ... Sacked QB Russell Wilson along with DE Jordan Phillips in the second quarter ... Also blocked a K Steven Hauschka PAT with 35 seconds remaining in the fourth quarter.

JASON JONES' NFL REGULAR SEASON STATISTICS																
YEAR	TEAM	GP	GS	TACKLES					INTERCEPTIONS					FUMBLES		
				TOT	SOLO	ASST	SK	YDS	NO	YDS	LG	TD	PD	FF	FR	YDS
2008	Tennessee	13	3	31	24	7	5.0	31.5	0	0	0	0	2	3	0	0
2009	Tennessee	7	0	15	9	6	4.0	29.0	0	0	0	0	5	0	0	0
2010	Tennessee	15	15	38	33	5	3.5	28.0	0	0	0	0	3	3	0	0
2011	Tennessee	14	13	27	18	9	3.0	21.0	0	0	0	0	5	1	0	0
2012	Seattle	12	0	10	7	3	3.0	15.0	0	0	0	0	4	0	1	3
2013	Detroit	3	3	1	1	0	0.0	0.0	0	0	0	0	1	0	0	0
2014	Detroit	16	16	22	14	8	5.0	33.5	0	0	0	0	3	2	0	0
2015	Detroit	15	15	31	27	4	4.5	29.5	0	0	0	0	1	1	0	0
2016	Miami	7	5	18	10	8	2.5	12.0	0	0	0	0	1	0	1	0
NFL TOTALS		102	70	193	143	50	30.5	199.5	0	0	0	0	25	10	2	3

2016 GAME-BY-GAME STATISTICS													
DATE	OPPONENT	P/S	TCK	SOLO	AST	SK	YDS	INT	YDS	PD	FF	FR	
9/11	at Seattle	1/1	2	0	2	0.5	0.0	0	0	0	0	0	0
9/18	at New England	1/1	3	1	2	1.0	8.0	0	0	0	0	0	0
9/25	CLEVELAND	1/1	3	3	0	0.0	0.0	0	0	0	0	1	0
9/29	at Cincinnati	1/1	6	2	4	0.0	0.0	0	0	0	0	0	0
10/9	TENNESSEE	1/1	2	2	0	0.0	0.0	0	0	0	0	0	0
10/16	PITTSBURGH	1/0	1	1	0	0.0	0.0	0	0	1	0	0	0
10/23	BUFFALO	1/0	2	2	0	1.0	4.0	0	0	0	0	0	0
2016 TOTALS		7/5	18	10	8	2.5	12.0	0	0	1	0	1	

SINGLE-GAME HIGHS

	CAREER HIGHS	
Tackles:	6	at Cincinnati (9/29/16)
Sacks:	3.5	vs. Pittsburgh (12/21/08)
Interceptions:	–	
Passes Defensed:	2	three times, last: at Arizona (9/9/12)
Forced Fumbles:	3	vs. Pittsburgh (12/21/08)
Fumble Recoveries:	1	twice, last: vs. Cleveland (9/25/16)

	SEASON HIGHS	
Tackles:	6	at Cincinnati (9/29/16)
Sacks:	1	twice, last: vs. Buffalo (10/23/16)
Interceptions:	–	
Passes Defensed:	1	vs. Pittsburgh (10/23/16)
Forced Fumbles:	–	
Fumble Recoveries:	1	vs. Cleveland (9/25/16)



14 // WR

JARVIS LANDRY

HT: 5-11 // WT: 206 // BORN: 11/28/92
COLLEGE: LOUISIANA STATE '15 // ACQUIRED: D2, 2014
NFL: THIRD SEASON // DOLPHINS: THIRD SEASON

KEY TRANSACTIONS

- Originally a second-round draft selection (63rd overall) of the Dolphins in the 2014 NFL Draft

2016 - Tied for sixth in the NFL with 46 receptions through Week 8 ... Tied for third in the NFL with 15 receptions on third down through Week 8 ... Ranks No. 11 in the NFL with 572 receiving yards through Week 8 ... Caught five passes for 78 yards (15.6 avg.) in the 28-25 victory vs. **Buffalo (10/23)** ... Also returned two punts for 17 yards (8.5 avg.) and one kickoff for 2 yards ... Caught a pass from QB Ryan Tannehill for a successful two-point conversion attempt in the

third quarter ... Caught an 18-yard pass on third-and-7, setting up a RB Damien Williams go-ahead touchdown run ... Recovered an onside kick attempt by Buffalo and returned it 2 yards with 14 seconds remaining in the fourth quarter ... Hauled in seven receptions for 91 yards (13.0 avg.) vs. **Pittsburgh (10/16)** ... Also returned one punt for 11 yards (11.0 avg.) ... Recovered an onside kick attempt by Pittsburgh with 1:02 remaining in the fourth quarter ... Recorded three receptions for 28 yards (9.3 avg.) vs. **Tennessee (10/9)** ... Rushed once for 2 yards ... Longest catch on the day was for 11 yards and a first down in the third quarter ... Also returned one punt for 12 yards ... Led the team with seven receptions for 61 yards (8.7 avg.) at **Cincinnati (9/29)** ... Caught a 24-yard pass from QB Ryan Tannehill in the fourth quarter to convert on third-and-9 ... Also served as a game captain ... Recorded seven receptions for 120 yards (17.1 avg.) and one touchdown vs. **Cleveland (9/25)** ... Also rushed twice for 16 yards (8.0 avg.) ... Returned one punt for 13 yards ... His first receiving touchdown of the season came on a 42-yard throw from QB Ryan Tannehill in the third quarter ... Posted back-to-back 100-yard receiving games for the first time in his career ... Hauled in 10 receptions for 137 yards (13.7 avg.) at **New England (9/18)** ... Eclipsed the 2,000 career receiving yard benchmark ... Became the second-fastest player in team history to reach 2,000 career receiving yards (34 games) after WR Mark Duper did so in 28 games ... Recorded seven receptions for 59 yards (8.4 avg.) at **Seattle (9/11)** ... Also returned one punt for 16 yards (16.0 avg.).

JARVIS LANDRY'S NFL REGULAR SEASON STATISTICS

YEAR	TEAM	GP	GS	RECEIVING					RUSHING				
				NO	YDS	AVG	LG	TD	ATT	YDS	AVG	LG	TD
2014	Miami	16	11	84	758	9.0	25	5	2	-4	-2.0	4	0
2015	Miami	16	14	110	1,157	10.5	50t	4	18	113	6.3	22t	1
2016	Miami	7	7	46	572	12.4	42t	1	3	18	6.0	13	0
NFL TOTALS		39	32	240	2,487	10.4	50t	10	23	127	5.5	22t	1

JARVIS LANDRY'S NFL RETURN STATS

YEAR	TEAM	GP	GS	KICKOFF					PUNT					
				RET.	YDS	AVG	LG	TD	NO.	FC	YDS.	AVG.	LG	TD
2014	Miami	16	11	34	954	28.1	74	0	25	19	204	8.2	32	0
2015	Miami	16	14	13	321	24.7	50	0	36	16	356	9.9	69t	1
2016	Miami	7	7	1	2	2.0	2	0	6	8	69	11.5	16	0
NFL TOTALS		39	34	48	1,277	26.6	74	0	67	43	629	9.4	69t	1

2016 GAME-BY-GAME STATISTICS

DATE	OPPONENT	P/S	RECEIVING					RUSHING					W/L	SCORE
			NO	YDS	AVG	LG	TD	ATT	YDS	AVG	LG	TD		
9/11	at Seattle	1/1	7	59	8.4	28	0	0	0	0.0	0	0	L	10-12
9/18	at New England	1/1	10	135	13.7	33	0	0	0	0.0	0	0	L	24-31
9/25	CLEVELAND	1/1	7	120	17.1	42t	1	2	16	8.0	13	0	W	30-24 (OT)
9/29	at Cincinnati	1/1	7	61	8.7	24	0	0	0	0.0	0	0	L	7-22
10/9	TENNESSEE	1/1	3	28	9.3	11	0	1	2	2.0	2	0	L	17-30
10/16	PITTSBURGH	1/1	7	91	13.0	39	0	0	0	0.0	0	0	W	30-15
10/23	BUFFALO	1/1	5	78	15.6	26	0	0	0	0.0	0	0	W	28-25
2016 TOTALS		7/7	46	572	12.4	42t	1	3	18	6.0	13	0		

SINGLE-GAME HIGHS


CAREER HIGHS

Receptions:	13	at N.Y. Jets (11/29/15)
Receiving Yards:	165	at N.Y. Jets (11/29/15)
Longest Reception:	50t	vs. Houston (10/25/15)
TD Receptions:	2	twice, last: vs. Houston (10/25/15)
Rushes:	5	at Buffalo (11/8/15)
Rushing Yards:	29	vs. N.Y. Jets (London, 10/4/14)
Longest Rush:	22t	at Tennessee (10/18/15)

SEASON HIGHS

Receptions:	10	at New England (9/18/16)
Receiving Yards:	137	at New England (9/18/16)
Longest Reception:	42t	vs. Cleveland (9/25/16)
TD Receptions:	1	vs. Cleveland (9/25/16)
Rushes:	2	vs. Cleveland (9/25/16)
Rushing Yards:	16	vs. Cleveland (9/25/16)
Longest Rush:	13	vs. Cleveland (9/25/16)





36 // CB

TONY LIPPETT

HT: 6-3 // WT: 194 // BORN: 7/2/92
 COLLEGE: MICHIGAN STATE '15 // ACQUIRED: D5D, 2015
 NFL: SECOND SEASON // DOLPHINS: SECOND SEASON

KEY TRANSACTIONS

- Originally was a fifth-round selection (156th overall) of the Dolphins in the 2015 NFL Draft

2016 - Recorded four solo tackles vs. **Buffalo (10/23)** ... Started vs. **Pittsburgh (10/16)** ... Recorded three tackles (one solo) ... Started vs. **Tennessee (10/9)** ... Tallied nine tackles (eight solo) ... His nine tackles were a career high ... Earned first career start at **Cincinnati (9/29)** ... Recorded career highs with six tackles (one solo) and two passes defended ... Defended a QB Andy Dalton pass intended for WR Brandon LaFell on third-and-10 in the first quarter ... His

second pass break up came on third-and-13 in the second quarter ... Played on special teams vs. **Cleveland (9/25)** ... Appeared on special teams Weeks 1-2.

TONY LIPPETT'S NFL REGULAR SEASON STATISTICS

YEAR	TEAM	GP	GS	TACKLES					INTERCEPTIONS					FUMBLES		
				TOT	SOLO	ASST	SK	YDS	NO	YDS	LG	TD	PD	FF	FR	YDS
2015	Miami	9	0	10	9	1	0.0	0.0	0	0	0	0	1	0	0	0
2016	Miami	7	4	21	14	7	0.0	0.0	0	0	0	0	2	0	0	0
NFL TOTALS		16	4	31	23	8	0.0	0.0	0	0	0	0	3	0	0	0

2016 GAME-BY-GAME STATISTICS

DATE	OPPONENT	P/S	TCK	SOLO	AST	SK	YDS	INT	YDS	PD	FF	FR
9/11	at Seattle	1/0	0	0	0	0.0	0.0	0	0	0	0	0
9/18	at New England	1/0	0	0	0	0.0	0.0	0	0	0	0	0
9/25	CLEVELAND	1/0	0	0	0	0.0	0.0	0	0	0	0	0
9/29	at Cincinnati	1/1	6	1	5	0.0	0.0	0	0	2	0	0
10/9	TENNESSEE	1/1	9	8	1	0.0	0.0	0	0	0	0	0
10/16	PITTSBURGH	1/1	3	1	2	0.0	0.0	0	0	0	0	0
10/23	BUFFALO	1/1	4	4	0	0.0	0.0	0	0	0	0	0
2016 TOTALS		7/4	21	14	7	0.0	0.0	0	0	2	0	0

SINGLE-GAME HIGHS

CAREER HIGHS

Tackles: 9 vs. Tennessee (10/9/16)
Sacks: -
Interceptions: -
Passes Defended: 2 at Cincinnati (9/29/16)
Forced Fumbles: -
Fumble Recoveries: -

SEASON HIGHS

Tackles: 9 vs. Tennessee (10/9/16)
Sacks: -
Interceptions: -
Passes Defended: 2 at Cincinnati (9/29/16)
Forced Fumbles: -
Fumble Recoveries: -





21 // CB

JORDAN LUCAS

HT: 6-0 // WT: 204 // BORN: 8/2/93
 COLLEGE: PENN STATE '16 // ACQUIRED: D6B, 2016
 NFL: ROOKIE SEASON // DOLPHINS: ROOKIE SEASON

KEY TRANSACTIONS

- Originally a sixth-round selection (204th overall) by the Dolphins in the 2016 NFL Draft

2016 - Recorded two assisted special teams tackles vs. **Buffalo (10/23)** ... Played on special teams, but did not record any statistics Weeks 4-6 ... Inactive Weeks 2-3 ... Made NFL and Dolphins debut on special teams at **Seattle (9/11)**.

JORDAN LUCAS' NFL REGULAR SEASON STATISTICS

YEAR	TEAM	GP	GS	TACKLES					INTERCEPTIONS					FUMBLES			
				TOT	SOLO	ASST	SK	YDS	NO	YDS	LG	TD	PD	FF	FR	YDS	
2016	Miami	5	0	0	0	0	0.0	0	0	0	0	0	0	0	0	0	0
NFL TOTALS		5	0	0	0	0	0.0	0	0	0	0	0	0	0	0	0	0

2016 GAME-BY-GAME STATISTICS

DATE	OPPONENT	P/S	TCK	SOLO	AST	SK	YDS	INT	YDS	PD	FF	FR
9/11	at Seattle	1/0	0	0	0	0.0	0.0	0	0	0	0	0
9/18	at New England						INACTIVE					
9/25	CLEVELAND						INACTIVE					
9/29	at Cincinnati	1/0	0	0	0	0.0	0.0	0	0	0	0	0
10/9	TENNESSEE	1/0	0	0	0	0.0	0.0	0	0	0	0	0
10/16	PITTSBURGH	1/0	0	0	0	0.0	0.0	0	0	0	0	0
10/23	BUFFALO	1/0	0	0	0	0.0	0.0	0	0	0	0	0
2016 TOTALS		5/0	0	0	0	0.0	0.0	0	0	0	0	0

SINGLE-GAME HIGHS

	CAREER HIGHS		SEASON HIGHS
Tackles:	-	Tackles:	-
Sacks:	-	Sacks:	-
Interceptions:	-	Interceptions:	-
Passes Defensed:	-	Passes Defensed:	-
Forced Fumbles:	-	Forced Fumbles:	-
Fumble Recoveries:	-	Fumble Recoveries:	-



41 // CB

**BYRON
MAXWELL**

HT: 6-1 // WT: 203 // BORN: 2/23/88
 COLLEGE: CLEMSON '11 // ACQUIRED: T, 2016 (PHI.)
 NFL: SIXTH SEASON // DOLPHINS: FIRST SEASON

- KEY TRANSACTIONS**
- Acquired by the Dolphins in a trade from Philadelphia on 3/9/16
 - Originally a sixth-round selection (173rd overall) by Seattle in the 2011 NFL Draft

2016 - Tallied two tackles (one solo) in the 28-25 win vs. **Buffalo (10/23)** ... Recorded five tackles (four solo) and a career-high four passes defended in the 30-15 victory vs. **Pittsburgh (10/16)** ... Batted down a QB Ben Roethlisberger pass on third down in the third quarter, forcing the Steelers to punt ... Started vs. **Tennessee (10/9)** ... Totaled four solo tackles and one forced fumble ...

Forced a TE Delanie Walker fumble in the first quarter ... Did not play at **Cincinnati (9/29)** ... Recorded seven tackles (five solo) and three passes defended in the 30-24 (OT) victory vs. **Cleveland (9/25)** ... His three passes defended tied a single-game career high ... Registered five tackles (two solo) and a forced fumble at **New England (9/18)** ... Forced a fumble from RB LaGarrette Blount in the fourth quarter with 4:45 to play, but the ball rolled out of bounds ... Made first start for the Dolphins at **Seattle (9/11)** ... Recorded four solo tackles and one pass defended ... Also served as a game captain.

BYRON MAXWELL'S NFL REGULAR SEASON STATISTICS																	
YEAR	TEAM	GP	GS	TACKLES					INTERCEPTIONS					FUMBLES			
				TOT	SOLO	ASST	SK	YDS	NO	YDS	LG	TD	PD	FF	FR	YDS	
2011	Seattle	9	0	0	0	0	0.0	0.0	0	0	0	0	0	0	0	1	0
2012	Seattle	9	0	6	6	0	0.0	0.0	0	0	0	0	2	1	1	1	11
2013	Seattle	16	5	25	22	3	0.0	0.0	4	6	6	0	12	1	1	1	11
2014	Seattle	13	12	39	35	4	0.0	0.0	2	23	21	0	12	1	1	0	0
2015	Philadelphia	14	14	64	53	11	0.0	0.0	2	22	22	0	10	2	1	2	2
2016	Miami	6	6	27	20	7	0.0	0.0	0	0	0	0	8	2	0	0	0
NFL TOTALS		67	37	161	136	25	0.0	0.0	8	51	22	0	44	7	5	13	

2016 GAME-BY-GAME STATISTICS

DATE	OPPONENT	P/S	TCK	SOLO	AST	SK	YDS	INT	YDS	PD	FF	FR
9/11	at Seattle	1/1	4	4	0	0.0	0.0	0	0	1	0	0
9/18	at New England	1/1	5	2	3	0.0	0.0	0	0	0	1	0
9/25	CLEVELAND	1/1	7	5	2	0.0	0.0	0	0	3	0	0
9/29	at Cincinnati	DID NOT PLAY										
10/9	TENNESSEE	1/1	4	4	0	0.0	0.0	0	0	0	1	0
10/16	PITTSBURGH	1/1	5	4	1	0.0	0.0	0	0	4	0	0
10/23	BUFFALO	1/1	2	1	1	0.0	0.0	0	0	0	0	0
2016 TOTALS		6/6	27	20	7	0.0	0.0	0	0	8	2	0

SINGLE-GAME HIGHS

CAREER HIGHS

Tackles: 9 vs. Denver (9/21/14)
Sacks: –
Interceptions: 2 at N.Y. Giants (12/15/13)
Passes Defended: 4 vs. Pittsburgh (10/16/16)
Forced Fumbles: 1 six times, last: at NE (9/18/16)
Fumble Recoveries: 1 five times, last: vs. NO (10/11/15)

SEASON HIGHS

Tackles: 7 vs. Cleveland (9/25/16)
Sacks: –
Interceptions: –
Passes Defended: 4 vs. Pittsburgh (10/16/16)
Forced Fumbles: 1 at New England (9/18/16)
Fumble Recoveries: –



28 // CB

**BOBBY
McCAIN**

HT: 5-11 // WT: 192 // BORN: 8/18/93
 COLLEGE: MEMPHIS '15 // ACQUIRED: D5A, 2015
 NFL: SECOND SEASON // DOLPHINS: SECOND SEASON

KEY TRANSACTIONS

- Originally a fifth-round selection (145th overall) of the Dolphins in the 2015 NFL Draft

2016 - Recorded one solo tackle vs. **Buffalo (10/23)** ... Started vs. **Pittsburgh (10/16)** ... Registered two tackles (one solo) ... Tallied three solo tackles vs. **Tennessee (10/9)** ... Also made one solo tackle on special teams ... Recorded four tackles (two solo), one sack and one pass defended at **Cincinnati (9/29)** ... Sacked QB Andy Dalton for a loss of 11 yards on third-and-7 in the third quarter, forcing the Bengals to punt on the next play ... This was the first sack of

his career ... Also broke up a QB Andy Dalton pass intended for WR Tyler Boyd on third-and-4 in the third quarter ... Registered one solo tackle in the 30-24 (OT) victory vs. **Cleveland (9/25)** ... Totaled two solo tackles and one forced fumble at **New England (9/18)** ... Forced a fumble for WR Danny Amendola in the second quarter ... Recorded two tackles (one solo) at **Seattle (9/11)**.

BOBBY McCAIN'S NFL REGULAR SEASON STATISTICS																	
YEAR	TEAM	GP	GS	TACKLES					INTERCEPTIONS					FUMBLES			
				TOT	SOLO	ASST	SK	YDS	NO	YDS	LG	TD	PD	FF	FR	YDS	
2015	Miami	16	4	22	19	3	0.0	0.0	0	0	0	0	4	0	0	0	
2016	Miami	7	2	15	11	4	1.0	11.0	0	0	0	0	1	1	0	0	
NFL TOTALS		23	6	37	30	7	1.0	11.0	0	0	-	0	5	1	0	0	

2016 GAME-BY-GAME STATISTICS

DATE	OPPONENT	P/S	TCK	SOLO	AST	SK	YDS	INT	YDS	PD	FF	FR
9/11	at Seattle	1/0	2	1	1	0.0	0.0	0	0	0	0	0
9/18	at New England	1/0	2	2	0	0.0	0.0	0	0	0	1	0
9/25	CLEVELAND	1/0	1	1	0	0.0	0.0	0	0	0	0	0
9/29	at Cincinnati	1/0	4	2	2	1.0	11.0	0	0	1	0	0
10/9	TENNESSEE	1/0	3	3	0	0.0	0.0	0	0	0	0	0
10/16	PITTSBURGH	1/1	2	1	1	0.0	0.0	0	0	0	0	0
10/23	BUFFALO	1/1	1	1	0	0.0	0.0	0	0	0	0	0
2016 TOTALS		7/2	15	11	4	1.0	11.0	0	0	1	1	0

SINGLE-GAME HIGHS

CAREER HIGHS

Tackles: 7 vs. Baltimore (12/6/15)
Sacks: 1 at Cincinnati (9/29/16)
Interceptions: -
Passes Defensed: 2 vs. Houston (10/25/15)
Forced Fumbles: 1 at New England (9/18/16)
Fumble Recoveries: -

SEASON HIGHS

Tackles: 4 at Cincinnati (9/29/16)
Sacks: 1 at Cincinnati (9/29/16)
Interceptions: -
Passes Defensed: 1 at Cincinnati (9/29/16)
Forced Fumbles: 1 at New England (9/18/16)
Fumble Recoveries: -





8 // QB

MATT MOORE

HT: 6-3 // WT: 225 // BORN: 8/9/84
 COLLEGE: OREGON STATE '07 // ACQUIRED: UFA, 2011 (CAR.)
 NFL: 10TH SEASON // DOLPHINS: SIXTH SEASON

- KEY TRANSACTIONS
- Signed by the Dolphins as an unrestricted free agent from Carolina on 7/29/11
 - Signed as an undrafted college free agent by Dallas on 5/14/07

2016 - Did not play Weeks 1-7.

MATT MOORE'S NFL REGULAR SEASON PASSING STATISTICS

YEAR	TEAM	GP	GS	ATT	CMP	PCT	YDS		TD	INT	LG	SK	YDS LST	RATE
							YDS	ATT						
2007	Carolina	9	3	111	63	56.8	730	6.6	3	5	57	6	40	67.0
2008	Carolina	INACTIVE												
2009	Carolina	7	5	138	85	61.6	1,053	7.6	8	2	66	9	78	98.5
2010	Carolina	6	5	143	79	55.2	857	6.0	5	10	39	13	90	55.6
2011	Miami	13	12	347	210	60.5	2,497	7.2	16	9	65t	36	229	87.1
2012	Miami	2	0	19	11	57.9	131	6.9	1	0	37	2	9	96.6
2013	Miami	1	0	6	2	33.3	53	8.8	0	2	50	0	0	27.1
2014	Miami	2	0	4	2	50.0	21	5.3	0	0	14	0	0	65.6
2015	Miami	1	0	1	1	100.0	14	14.0	0	0	14	0	0	118.8
2016	Miami	0	0	0	0	0.0	0	0.0	0	0	0	0	0	0.0
NFL TOTALS		41	25	769	453	58.9	5,356	7.0	33	28	66	66	446	79.3

Career Regular Season Record As A Starter: (Carolina) 2-1 in 2007, 4-1 in 2009, 1-4 in 2010; (Miami) 6-6 in 2011 for total of 13-12.

MATT MOORE'S NFL REGULAR SEASON RUSHING STATISTICS

YEAR	TEAM	NO	YDS	AVG	LG	TD
2007	Carolina	3	5	1.7	5	0
2008	Carolina	INACTIVE				
2009	Carolina	12	-3	-0.3	5	0
2010	Carolina	5	25	5.0	8	0
2011	Miami	32	65	2.0	16	2
2012	Miami	5	-3	-0.6	1	0
2013	Miami	0	0	0.0	0	0
2014	Miami	2	-2	-1.0	-1	0
2015	Miami	3	-2	-0.7	0	0
2016	Miami	0	0	0.0	0	0
NFL TOTALS		62	85	1.4	16	2

2016 GAME-BY-GAME STATISTICS

DATE	OPPONENT	P/S	PASSING							RUSHING				W/L	SCORE
			ATT	CMP	YDS	PCT	TD	INT	LG	SK/YDS	ATT	YDS	LG		
9/11	at Seattle		DID NOT PLAY												
9/18	at New England		DID NOT PLAY												
9/25	CLEVELAND		DID NOT PLAY												
9/29	at Cincinnati		DID NOT PLAY												
10/9	TENNESSEE		DID NOT PLAY												
10/16	PITTSBURGH		DID NOT PLAY												
10/23	BUFFALO		DID NOT PLAY												
2016 TOTALS															



SINGLE-GAME HIGHS

	CAREER HIGHS		SEASON HIGHS
Pass Attempts:	41	vs. San Francisco (10/24/10)	–
Pass Completions:	28	vs. San Francisco (10/24/10)	–
Yards Passing:	308	vs. San Francisco (10/24/10)	–
TD Passes:	3	five times, last: at NE (12/24/11)	–
Longest Pass:	66	vs. Tampa Bay (12/6/09)	–
Completion Pct. (Min. 10 att.)	75.0	at N.Y. Giants (12/27/09)	–
Passer Rating:	147.5	at Kansas City (11/6/11)	–
Rush Attempts:	5	three times, last: vs. Oak. (12/4/11)	–
Rushing Yards:	31	at N.Y. Giants (10/30/11)	–
Long Run:	16	at N.Y. Giants (10/30/11)	–
Rushing TDs:	1	twice, last: vs. Oakland (12/4/11)	–





96 // DT

**LEON
ORR**

HT: 6-5 // WT: 320 // BORN: 2/11/92
 COLLEGE: FLORIDA '14 // ACQUIRED: FA, 2016
 NFL: FIRST SEASON // DOLPHINS: FIRST SEASON

- KEY TRANSACTIONS**
- Activated from the Dolphins practice squad on 10/12/16
 - Signed to the Dolphins' practice squad on 9/20/16
 - Originally signed as an undrafted college free agent by Oakland on 5/8/15

2016 - Played, but did not record any statistics vs. **Buffalo (10/23)** ... Made his Dolphins debut vs. **Pittsburgh (10/16)**, but did not record any statistics.

LEON ORR'S NFL REGULAR SEASON STATISTICS

YEAR	TEAM	GP	GS	TACKLES					INTERCEPTIONS					FUMBLES			
				TOT	SOLO	ASST	SK	YDS	NO	YDS	LG	TD	PD	FF	FR	YDS	
2015	Oakland	3	0	2	1	1	0.0	0.0	0	0	0	0	0	0	0	0	0
2016	Miami	2	0	0	0	0	0.0	0.0	0	0	0	0	0	0	0	0	0
NFL TOTALS		5	0	2	1	1	0.0	0.0	0	0	0	0	0	0	0	0	0

2016 GAME-BY-GAME STATISTICS

DATE	OPPONENT	P/S	TCK	SOLO	AST	SK	YDS	INT	YDS	PD	FF	FR
9/11	at Seattle											
9/18	at New England											
9/25	CLEVELAND											
9/29	at Cincinnati											
10/9	TENNESSEE											
10/16	PITTSBURGH	1/0	0	0	0	0.0	0.0	0	0	0	0	0
10/23	BUFFALO	1/0	0	0	0	0.0	0.0	0	0	0	0	0
2016 TOTALS		2/0	0	0	0	0.0	0.0	0	0	0	0	0

SINGLE-GAME HIGHS

	CAREER HIGHS		SEASON HIGHS
Tackles: Sacks: Interceptions: Passes Defensed: Forced Fumbles: Fumble Recoveries:	1 twice, last: vs. San Diego (12/24/15) – – 1 vs. San Diego (12/24/16) – –	Tackles: Sacks: Interceptions: Passes Defensed: Forced Fumbles: Fumble Recoveries:	– – – – – –



11 // WR

DeVANTE PARKER

HT: 6-3 // WT: 212 // BORN: 1/20/93
 COLLEGE: LOUISVILLE '15 // ACQUIRED: D1, 2015
 NFL: SECOND SEASON // DOLPHINS: SECOND SEASON

- KEY TRANSACTIONS**
- Originally a first-round draft selection (14th overall) of the Dolphins in the 2015 NFL Draft

2016 - Caught three passes for 20 yards (6.7 yards) in the 28-25 victory vs. **Buffalo (10/23)** ... Longest catch in the day was a 9-yard reception for a first down in the third quarter ... Recorded five catches for 28 yards (5.6 avg.) vs. **Pittsburgh (10/16)** ... His 11-yard reception in the third quarter placed the Dolphins at first-and-goal, setting the Dolphins up for a RB Jay Ajayi 1-yard touchdown run ... Caught two passes for 70 yards (35.0 avg.) vs. **Tennessee (10/9)** ... Hauled in a 50-yard reception from QB Ryan Tannehill in the third quarter ... Recorded two receptions for 20 yards (10.0 avg.) at **Cincinnati (9/29)** ... His longest catch on the day was a 15-yard pass from QB Ryan Tannehill for a first down in the fourth quarter ... Registered three catches for 51 yards (17.0 avg.) and one touchdown vs. **Cleveland (9/25)** ... Hauled in a 26-yard touchdown reception from QB Ryan Tannehill in the first quarter... Made his 2016 debut for the Dolphins at **New England (9/18)** ... Recorded a career-high eight receptions and matched his career high with 106 yards (13.3 avg.) ... Hauled in a 28-yard catch in the third quarter ... Marked his second-consecutive 100-yard receiving game dating back to 2015 ... All eight receptions came in the second half ... Inactive due to injury at **Seattle (9/11)**.

DeVANTE PARKER'S NFL REGULAR SEASON STATISTICS

YEAR	TEAM	GP	GS	RECEIVING					RUSHING				
				NO	YDS	AVG	LG	TD	ATT	YDS	AVG	LG	TD
2015	Miami	14	4	26	494	19.0	49	3	0	0	0.0	0	0
2016	Miami	6	3	23	295	12.8	50	1	0	0	0.0	0	0
NFL TOTALS		20	7	49	789	16.1	50	4	0	0	0.0	0	0

2016 GAME-BY-GAME STATISTICS

DATE	OPPONENT	P/S	RECEIVING					RUSHING					W/L	SCORE
			NO	YDS	AVG	LG	TD	ATT	YDS	AVG	LG	TD		
9/11	at Seattle		INACTIVE											
9/18	at New England	1/1	8	106	13.3	28	0	0	0	0.0	0	0	L	24-31
9/25	CLEVELAND	1/1	3	51	17.0	26t	1	0	0	0.0	0	0	W	30-24 (OT)
9/29	at Cincinnati	1/1	2	20	10.0	15	0	0	0	0.0	0	0	L	7-22
10/9	TENNESSEE	1/0	2	70	35.0	50	0	0	0	0.0	0	0	L	17-30
10/16	PITTSBURGH	1/0	5	28	5.6	11	0	0	0	0.0	0	0	W	30-15
10/23	BUFFALO	1/0	3	20	6.7	9	0	0	0	0.0	0	0	W	28-25
2016 TOTALS		6/3	23	295	12.8	50	1	0	0	0.0	0	0		

SINGLE-GAME HIGHS


CAREER HIGHS

Receptions: 8 at New England (9/18/16)
Receiving Yards: 106 twice, last: at New England (9/18/16)
Longest Reception: 50 vs. Tennessee (10/9/16)
TD Receptions: 1 three times, last: vs. NE (1/3/16)
Rushes: -
Rushing Yards: -
Longest Rush: -

SEASON HIGHS

Receptions: 8 at New England (9/18/16)
Receiving Yards: 106 at New England (9/18/16)
Longest Reception: 50 vs. Tennessee (10/9/16)
TD Receptions: 1 vs. Cleveland (9/25/16)
Rushes: -
Rushing Yards: -
Longest Rush: -





42 // LB

**SPENCER
PAYSINGER**

HT: 6-2 // WT: 249 // BORN: 6/28/88
 COLLEGE: OREGON '11 // ACQUIRED: UFA, 2015 (NYG)
 NFL: SIXTH SEASON // DOLPHINS: SECOND SEASON

- KEY TRANSACTIONS**
- Signed by the Dolphins as an unrestricted free agent on 4/2/15
 - Originally signed as an undrafted college free agent by N.Y. Giants on 7/28/11

2016 - Played, but did not record any statistics vs. **Buffalo (10/23)** ... Registered two solo tackles vs. **Pittsburgh (10/16)** ... Recorded two solo tackles vs. **Tennessee (10/9)** ... Tallied two tackles (one solo) and one pass defensed at **Cincinnati (9/29)** ... Broke up a QB Andy Dalton pass intended for RB Giovani Bernard in the first quarter ... Inactive due to injury vs. **Cleveland (9/25)** ... Recorded one assisted special teams tackle at **New England (9/18)**

... Recorded one special teams tackle at **Seattle (9/11)**.

SPENCER PAYSINGER'S NFL REGULAR SEASON STATISTICS																	
YEAR	TEAM	GP	GS	TACKLES					INTERCEPTIONS					FUMBLES			
				TOT	SOLO	ASST	SK	YDS	NO	YDS	LG	TD	PD	FF	FR	YDS	
2011	N.Y. Giants	15	0	5	5	0	0.0	0.0	0	0	0	0	0	0	0	1	0
2012	N.Y. Giants	16	3	19	11	8	0.0	0.0	0	0	0	0	0	1	1	0	
2013	N.Y. Giants	16	10	66	58	8	1.0	0.0	0	0	0	0	1	0	1	0	
2014	N.Y. Giants	15	1	5	4	1	0.0	0.0	0	0	0	0	0	0	0	0	
2015	Miami	14	0	10	8	2	0.0	0.0	0	0	0	0	0	0	0	0	
2016	Miami	6	0	6	5	1	0.0	0.0	0	0	0	0	1	0	0	0	
NFL TOTALS		82	14	111	91	20	1.0	0.0	0	0	0	0	2	1	3	0	

2016 GAME-BY-GAME STATISTICS

DATE	OPPONENT	P/S	TCK	SOLO	AST	SK	YDS	INT	YDS	PD	FF	FR
9/11	at Seattle	1/0	0	0	0	0.0	0.0	0	0	0	0	0
9/18	at New England	1/0	0	0	0	0.0	0.0	0	0	0	0	0
9/25	CLEVELAND						INACTIVE					
9/29	at Cincinnati	1/0	2	1	1	0.0	0.0	0	0	1	0	0
10/9	TENNESSEE	1/0	2	2	0	0.0	0.0	0	0	0	0	0
10/16	PITTSBURGH	1/0	2	2	0	0.0	0.0	0	0	0	0	0
10/23	BUFFALO	1/0	0	0	0	0.0	0.0	0	0	0	0	0
2016 TOTALS		6/0	6	5	1	0.0	0.0	0	0	1	0	0

SINGLE-GAME HIGHS

CAREER HIGHS

Tackles: 9 vs. Philadelphia (10/6/13)

Sacks: 1 at Kansas City (9/29/13)

Interceptions: –

Passes Defensed: 1 twice, last: at Cincinnati (9/29/16)

Forced Fumbles: 1 at Carolina (9/20/12)

SEASON HIGHS

Tackles: 2 three times, last: vs. Pittsburgh (10/16/16)


Sacks: –

Interceptions: –

Passes Defensed: 1 at Cincinnati (9/29/16)

Forced Fumbles: –





97 // DT

JORDAN PHILLIPS

HT: 6-6 // WT: 335 // BORN: 10/15/92
 COLLEGE: OKLAHOMA '15 // ACQUIRED: D2, 2015
 NFL: SECOND SEASON // DOLPHINS: SECOND SEASON

KEY TRANSACTIONS

- Originally a second-round selection (52nd overall) of the Dolphins in the 2015 NFL Draft

2016 - Made one assisted tackle vs. **Buffalo (10/23)** ... Played vs. **Pittsburgh (10/16)**, but did not record any statistics ... Totaled two tackles (one solo) vs. **Tennessee (10/9)** ... Registered two solo tackles and one tackle for loss at **Cincinnati (9/29)** ... Started vs. **Cleveland (9/25)**, but did not record any statistics ... Totaled two assisted tackles at **New England (9/18)** ... Recorded four assisted tackles, 0.5 sacks and one QBH in the season opener at **Seattle**

(9/11) ... Pushed Seattle's left guard into QB Russell Wilson, causing a fumble recovered by the Dolphins.

JORDAN PHILLIPS' NFL REGULAR SEASON STATISTICS

YEAR	TEAM	GP	GS	TACKLES					INTERCEPTIONS					FUMBLES		
				TOT	SOLO	ASST	SK	YDS	NO	YDS	LG	TD	PD	FF	FR	YDS
2015	Miami	15	4	19	14	5	2.0	14.0	0	0	0	0	4	0	0	0
2016	Miami	7	7	11	3	8	0.5	0.0	0	0	0	0	0	0	0	0
NFL TOTALS		22	11	30	17	13	2.5	14.0	0	0	0	0	4	0	0	0

2016 GAME-BY-GAME STATISTICS

DATE	OPPONENT	P/S	TCK	SOLO	AST	SK	YDS	INT	YDS	PD	FF	FR
9/11	at Seattle	1/1	4	0	4	0.5	0.0	0	0	0	0	0
9/18	at New England	1/1	2	0	2	0.0	0.0	0	0	0	0	0
9/25	CLEVELAND	1/1	0	0	0	0.0	0.0	0	0	0	0	0
9/29	at Cincinnati	1/1	2	2	0	0.0	0.0	0	0	0	0	0
10/9	TENNESSEE	1/1	2	1	1	0.0	0.0	0	0	0	0	0
10/16	PITTSBURGH	1/1	0	0	0	0.0	0.0	0	0	0	0	0
10/23	BUFFALO	1/1	1	0	1	0.0	0.0	0	0	0	0	0
2016 TOTALS		7/7	11	3	8	0.5	0.0	0	0	0	0	0

SINGLE-GAME HIGHS

CAREER HIGHS

Tackles: 4 twice, last: at Seattle (9/11/16)
Sacks: 1 twice, last: at Buffalo (11/8/15)
Interceptions: –
Passes Defensed: 2 vs. Dallas (11/22/15)
Forced Fumbles: –
Fumble Recoveries: –

SEASON HIGHS

Tackles: 4 at Seattle (9/11/16)
Sacks: 0.5 at Seattle (9/11/16)
Interceptions: –
Passes Defensed: –
Forced Fumbles: –
Fumble Recoveries: –



51 // C

MIKE
POUNCEY

HT: 6-5 // WT: 299 // BORN: 7/24/89
COLLEGE: FLORIDA '11 // ACQUIRED: D1, 2011
NFL: SIXTH SEASON // DOLPHINS: SIXTH SEASON

KEY TRANSACTIONS

- Originally a first-round draft selection (15th overall) of the Dolphins in the 2011 NFL Draft

2016 - Started in the 28-25 win vs. **Buffalo (10/23)** ... Protected QB Ryan Tannehill who completed 15-of-25 passes (60 pct.) for 204 yards and one touchdown ... Tannehill also posted a 99.4 QB rating on the day ... Blocked for RB Jay Ajayi who rushed for a career-high 214 yards, the third most in a single game in franchise history ... Started vs. **Pittsburgh (10/16)** ... Protected QB Ryan Tannehill who completed 24-of-32 throws (75.0 pct.), earning a 97.4 QB


rating ... Part of an o-line that did not allow a sack on the day ... Also blocked for RB Jay Ajayi who rushed for 204 yards, the fourth-most in a single game in team history ... Marked his first football game at any level against twin brother C Maurkice Pouncey ... Made his first start of the season vs. **Tennessee (10/9)** ... Helped QB Ryan Tannehill complete 12-of-18 passes (66.7 pct.) for 191 yards ... Blocked for RB Jay Ajayi who rushed for a career-high 13 attempts and 42 yards ... Inactive due to injury at **Cincinnati (9/29)** ... Inactive due to injury vs. **Cleveland (9/25)** ... Inactive due to injury at **New England (9/18)** ... Inactive due to injury at **Seattle (9/11)** ... Elected as a season-long team captain by his teammates.

MIKE POUNCEY'S NFL REGULAR SEASON STATISTICS

GAMES/STARTS: 2011: 16/16, 2012: 16/16, 2013: 14/14, 2014: 12/12, 2015: 14/14, 2016: 3/3

NFL TOTALS: 75/75





30 // S

**BACARRI
RAMBO**

HT: 6-0 // WT: 211 // BORN: 6/27/90
COLLEGE: GEORGIA '13 // ACQUIRED: FA, 2016
NFL: FOURTH SEASON // DOLPHINS: FIRST SEASON

KEY TRANSACTIONS

- Signed by the Dolphins as a free agent on 10/25/16
- Originally a sixth-round selection (191st overall) of Washington in the 2013 NFL Draft

2016 - Signed by the Dolphins as a free agent on 10/25 ... Not on an NFL roster Weeks 1-7.

BACARRI RAMBO'S NFL REGULAR SEASON STATISTICS

YEAR	TEAM	GP	GS	TACKLES					INTERCEPTIONS					FUMBLES			
				TOT	SOLO	ASST	SK	YDS	NO	YDS	LG	TD	PD	FF	FR	YDS	
2013	Washington	11	3	38	29	9	1.0	4.0	0	0	0	0	0	0	0	0	0
2014	Washington	2	0	2	1	1	0.0	0.0	0	0	0	0	0	0	0	0	0
	Buffalo	4	0	2	1	1	0.0	0.0	2	44	28	0	2	0	0	0	0
2015	Buffalo	15	8	58	44	14	1.0	8.0	1	0	0	0	6	2	1	0	0
NFL TOTALS		31	11	100	75	25	2.0	12.0	3	44	28	0	8	2	1	0	0

2016 GAME-BY-GAME STATISTICS

DATE	OPPONENT	P/S	TCK	SOLO	AST	SK	YDS	INT	YDS	PD	FF	FR
9/11	at Seattle											
9/18	at New England											
9/25	CLEVELAND											
9/29	at Cincinnati											
10/9	TENNESSEE											
10/16	PITTSBURGH											
10/23	BUFFALO											


2016 TOTALS

SINGLE-GAME HIGHS

CAREER HIGHS
Tackles: 10 vs. Philadelphia (9/9/13)
Sacks: 1 twice, last: vs. Houston (12/6/15)
Interceptions: 2 vs. Green Bay (12/14/14)
Passes Defensed: 3 vs. Houston (12/6/15)
Forced Fumbles: 2 at N.Y. Jets (11/12/15)
Fumble Recoveries: 1 at N.Y. Jets (11/12/15)

SEASON HIGHS
Tackles: -
Sacks: -
Interceptions: -
Passes Defensed: -
Forced Fumbles: -
Fumble Recoveries: -





80 // TE

**DION
SIMS**

HT: 6-4 // WT: 271 // BORN: 2/18/91
COLLEGE: MICHIGAN STATE '13 // ACQUIRED: D4B, 2013
NFL: FOURTH SEASON // DOLPHINS: FOURTH SEASON

KEY TRANSACTIONS

- Originally a fourth-round selection (106th overall) of the Dolphins in the 2013 NFL Draft

2016 - Inactive due to injury vs. **Buffalo (10/23)** ... Started vs. **Pittsburgh (10/16)** ... Caught one pass for 12 yards (12.0 avg.) ... Left the game due to injury in the third quarter ... Recorded one catch for 6 yards vs. **Tennessee (10/9)** .. Started at **Cincinnati (9/29)** ... Recorded one reception for 9 yards ... Tallied four receptions for 45 yards (11.5 avg.) vs. **Cleveland (9/25)** ... Longest catch on the day was an 18-yard pass from QB Ryan Tannehill ... Recorded one catch for 21 yards at **New England (9/18)** ... Played, but did not record any statistics at **Seattle (9/11)**.

DION SIMS' NFL REGULAR SEASON STATISTICS

YEAR	TEAM	GP	GS	RECEIVING					RUSHING				
				NO	YDS	AVG	LG	TD	ATT	YDS	AVG	LG	TD
2013	Miami	15	5	6	32	5.3	8	1	0	0	0.0	0	0
2012	Miami	14	2	24	284	11.8	38	2	0	0	0.0	0	0
2015	Miami	13	4	18	127	7.1	22	1	0	0	0.0	0	0
2016	Miami	6	3	8	94	11.8	21	0	0	0	0.0	0	0
NFL TOTALS		48	14	56	537	9.6	38	4	0	0	0.0	0	0

2016 GAME-BY-GAME STATISTICS

DATE	OPPONENT	P/S	RECEIVING					RUSHING					W/L	SCORE
			NO	YDS	AVG	LG	TD	ATT	YDS	AVG	LG	TD		
9/11	at Seattle	1/0	0	0	0.0	0	0	0	0	0.0	0	0	L	10-12
9/18	at New England	1/0	1	21	21.0	21	0	0	0	0.0	0	0	L	24-31
9/25	CLEVELAND	1/0	4	46	11.5	18	0	0	0	0.0	0	0	W	30-24 (OT)
9/29	at Cincinnati	1/1	1	9	9.0	9	0	0	0	0.0	0	0	L	7-22
10/9	TENNESSEE	1/1	1	6	6.0	6	0	0	0	0.0	0	0	L	17-30
10/16	PITTSBURGH	1/1	1	12	12.0	12	0	0	0	0.0	0	0	W	30-15
10/23	BUFFALO		INACTIVE											
2016 TOTALS		6/3	8	94	11.8	21	0	0	0	0.0	0	0		


SINGLE-GAME HIGHS

CAREER HIGHS

Receptions: 4 four times, last: vs. Cle. (9/25/16)
Receiving Yards: 58 at N.Y. Jets (12/1/14)
Longest Reception: 38 at Jacksonville (10/26/14)
TD Receptions: 1 four times, last: at Tenn. (10/18/15)

SEASON HIGHS

Receptions: 4 vs. Cleveland (9/25/16)
Receiving Yards: 46 vs. Cleveland (9/25/16)
Longest Reception: 21 at New England (9/18/16)
TD Receptions: -

65 // C/G

ANTHONY STEEN

HT: 6-3 // WT: 313 // BORN: 5/9/90
 COLLEGE: ALABAMA '14 // ACQUIRED: FA, 2016
 NFL: FIRST SEASON // DOLPHINS: FIRST SEASON

- KEY TRANSACTIONS**
- Signed by the Dolphins as a free agent on 1/5/16
 - Originally signed as an undrafted college free agent by Arizona on 5/12/14

three touchdowns ... Also blocked for a Dolphins run game that rushed for 115 yards and one touchdown on 25 attempts (4.6 avg.) ... Left the game due to injury in the fourth quarter ... Started at **New England (9/18)** ... Helped QB Ryan Tannehill compete 32-of-45 passes for 389 yards and two touchdowns ... O-line did not allow a sack in the game... Also blocked for the Dolphins run game, which totaled 16 attempts for 70 yards (4.4 avg.) and one touchdown ... Appeared in first NFL game and started at **Seattle (9/11)** ... Protected QB Ryan Tannehill who completed 16-of-29 for 186 yards and a 74.8 QB rating.

2016 - Appeared on special teams, but did not record any statistics vs. **Buffalo (10/23)** ... Played vs. **Pittsburgh (10/16)** ... Entered the game at left guard for three plays in place of an injured G/T Laremy Tunsil ... Saw action on special teams, but did not record any statistics vs. **Tennessee (10/9)** ... Inactive due to injury at **Cincinnati (9/29)** ... Started vs. **Cleveland (9/25)** ... Protected QB Ryan Tannehill who completed 25-of-39 passes (64.1 pct.) for 319 yards and

ANTHONY STEEN'S NFL REGULAR SEASON STATISTICS

GAMES/STARTS: 2016: 6/3 **NFL TOTALS:** 6/3



10 // WR

KENNY STILLS

HT: 6-0 // WT: 195 // BORN: 4/22/92
COLLEGE: OKLAHOMA '13 // ACQUIRED: T, 2015 (NO)
NFL: FOURTH SEASON // DOLPHINS: SECOND SEASON

KEY TRANSACTIONS

- Acquired by the Dolphins in a trade (NO) on 3/13/15
- Originally a fifth-round selection (144th overall) of New Orleans in the 2013 NFL Draft

2016 - Recorded five receptions for 100 yards (20.0 avg.) and one touchdown in the 28-25 win vs. **Buffalo (10/23)** ... Reached the 100-yard receiving benchmark for the first time this season ... Caught a 66-yard touchdown pass from QB Ryan Tannehill with 2:24 remaining in the fourth quarter to put Miami up 28-17 ... Caught two passes for 12 yards (6.0 avg.) vs. **Pittsburgh (10/16)** ... Played, but

did not record any statistics vs. **Tennessee (10/9)** ... Registered one catch for a 74-yard touchdown at **Cincinnati (9/29)** ... His 74-yard touchdown reception came on the second play of the game for the Dolphins offense ... This is his longest reception as a member of the Dolphins and ranks No. 2 in his career ... Recorded five receptions for 76 yards (15.2 avg.) vs. **Cleveland (9/25)** ... Caught a 28-yard pass from QB Ryan Tannehill in the second quarter ... Hauled in two receptions for 39 yards (19.5 avg) and one touchdown at **New England (9/18)** ... His 24-yard touchdown reception came in the third quarter ... Recorded one catch for 16 yards (16.0 avg.) at **Seattle (9/11)**.

KENNY STILLS' NFL REGULAR SEASON STATISTICS

YEAR	TEAM	GP	GS	RECEIVING					RUSHING				
				NO	YDS	AVG	LG	TD	ATT	YDS	AVG	LG	TD
2013	New Orleans	16	10	32	641	20.0	76t	5	3	10	3.3	4	0
2014	New Orleans	15	6	63	931	14.8	69t	3	1	-2	-2.0	-2	0
2015	Miami	16	8	27	440	16.3	47t	3	0	0	0.0	0	0
2016	Miami	7	7	16	317	19.8	74t	3	0	0	0.0	0	0
NFL TOTALS		54	31	138	2,329	16.9	76t	14	4	8	2.0	4	0

2016 GAME-BY-GAME STATISTICS


DATE	OPPONENT	P/S	RECEIVING					RUSHING				W/L	SCORE	
			NO	YDS	AVG	LG	TD	ATT	YDS	AVG	LG			TD
9/11	at Seattle	1/1	1	16	16.0	16	0	0	0	0.0	0	0	L	10-12
9/18	at New England	1/1	2	39	19.5	24t	1	0	0	0.0	0	0	L	24-31
9/25	CLEVELAND	1/1	5	76	15.2	28	0	0	0	0.0	0	0	W	30-24 (OT)
9/29	at Cincinnati	1/1	1	74	74.0	74t	1	0	0	0.0	0	0	L	7-22
10/9	TENNESSEE	1/1	0	0	0.0	0	0	0	0	0.0	0	0	L	17-30
10/16	PITTSBURGH	1/1	2	12	6.0	7	0	0	0	0.0	0	0	W	30-15
10/23	BUFFALO	1/1	5	100	20.0	66t	1	0	0	0.0	0	0	W	28-25
2016 TOTALS		7/7	16	317	19.8	74t	3	0	0	0.0	0	0		

SINGLE-GAME HIGHS

CAREER HIGHS		
Receptions:	8	vs. Baltimore (11/24/14)
Receiving Yards:	162	at Pittsburgh (11/30/14)
Longest Reception:	76t	vs. Tampa Bay (12/29/13)
TD Receptions:	2	vs. Buffalo (10/27/13)
Rushes:	1	four times, last: vs. Bal. (11/24/14)
Rushing Yards:	4	vs. Buffalo (10/27/13)
Longest Rush:	4	vs. Buffalo (10/27/13)

SEASON HIGHS		
Receptions:	5	twice, last: vs. Buffalo (10/23/16)
Receiving Yards:	100	vs. Buffalo (10/23/16)
Longest Reception:	74t	at Cincinnati (9/29/16)
TD Receptions:	1	three times, last: vs. Buffalo (10/23/16)
Rushes:	-	
Rushing Yards:	-	
Longest Rush:	-	





93 // DT

NDAMUKONG SUH

HT: 6-4 // WT: 305 // BORN: 1/6/87
COLLEGE: NEBRASKA '09 // ACQUIRED: UFA, 2015 (DET.)
NFL: SEVENTH SEASON // DOLPHINS: SECOND SEASON

KEY TRANSACTIONS

- Signed by the Dolphins as an unrestricted free agent on 3/11/15
- Originally a first-round selection (second overall) by Detroit in the 2010 NFL Draft

Roethlisberger to 57.1 QB rating, the 15th lowest single-game rating of his career ... Registered one solo tackle vs. **Tennessee (10/9)** ... Recorded five tackles (three solo) and one QBH at **Cincinnati (9/29)** ... Totaled five tackles (three solo), 1.5 sacks, one tackle for loss and one QBH vs. **Cleveland (9/25)** ... His 1.5 sacks on QB Cody Kessler were for a loss of 7.5 yards ... Led the team with 12 tackles (four solo) at **New England (9/18)** ... His 12 tackles on the day were a career high ... Recorded four tackles (two solo), one sack, one tackle for loss, three QBHs and one pass defended at **Seattle (9/11)** ... Sacked QB Russell Wilson for a 13-yard loss in the third quarter ... Reached 300 career total tackles.

NDAMUKONG SUH'S NFL REGULAR SEASON STATISTICS

YEAR	TEAM	GP	GS	TACKLES					INTERCEPTIONS					FUMBLES		
				TOT	SOLO	ASST	SK	YDS	NO	YDS	LG	TD	PD	FF	FR	YDS
2010	Detroit	16	16	66	49	17	10.0	47.5	1	20	20	0	3	1	1	17
2011	Detroit	14	14	36	26	10	4.0	31.0	0	0	0	0	1	0	0	0
2012	Detroit	16	16	34	24	10	8.0	67.0	0	0	0	0	2	0	0	0
2013	Detroit	16	16	49	36	13	5.5	43.5	0	0	0	0	6	1	0	0
2014	Detroit	16	16	53	44	9	8.5	54.5	0	0	0	0	3	0	0	0
2015	Miami	16	16	61	39	22	6.0	41.0	0	0	0	0	5	0	0	0
2016	Miami	7	7	32	16	16	3.5	26.5	0	0	0	0	1	0	0	0
NFL TOTALS		101	101	331	234	97	45.5	311.0	1	20	20	0	21	2	1	17

2016 GAME-BY-GAME STATISTICS

DATE	OPPONENT	P/S	TCK	SOLO	AST	SK	YDS	INT	YDS	PD	FF	FR
9/11	at Seattle	1/1	4	2	2	1.0	13.0	0	0	1	0	0
9/18	at New England	1/1	12	4	8	0.0	0.0	0	0	0	0	0
9/25	CLEVELAND	1/1	5	3	2	1.5	7.5	0	0	0	0	0
9/29	at Cincinnati	1/1	5	3	2	0.0	0.0	0	0	0	0	0
10/9	TENNESSEE	1/1	1	1	0	0.0	0.0	0	0	0	0	0
10/16	PITTSBURGH	1/1	2	1	1	0.0	0.0	0	0	0	0	0
10/23	BUFFALO	1/1	2	1	1	1.0	6.0	0	0	0	0	0
2016 TOTALS		7/7	32	16	16	3.5	26.5	0	0	1	0	0

SINGLE-GAME HIGHS

CAREER HIGHS

Tackles: 12 at New England (9/18/16)
Sacks: 2 five times, last: vs. Hou. (10/25/15)
Interceptions: 1 vs. St. Louis (10/10/10)
Passes Defended: 2 three times, last: vs. Hou. (10/25/15)
Forced Fumbles: 1 twice, last: vs. Chicago (9/29/13)
Fumble Recoveries: 1 vs. Washington (10/31/10)

SEASON HIGHS

Tackles: 12 at New England (9/18/16)
Sacks: 1.5 vs. Cleveland (9/25/16)
Interceptions: –
Passes Defended: 1 at Seattle (9/11/16)
Forced Fumbles: –
Fumble Recoveries: –





17 // QB

**RYAN
TANNEHILL**

HT: 6-4 // WT: 216 // BORN: 7/27/88
 COLLEGE: TEXAS A&M '12 // ACQUIRED: D1, 2012
 NFL: FIFTH SEASON // DOLPHINS: FIFTH SEASON

- KEY TRANSACTIONS**
- Originally a first-round draft selection (eighth overall) of the Dolphins in the 2012 NFL Draft

2016 - Completed 15-of-25 passes (60.0 pct) for 204 yards, one touchdown and a 99.4 QB rating in the 28-25 victory over **Buffalo (10/23)** ... Rushed six times for 21 yards (3.5 avg.) ... Longest run on the day was for 13 yards in the third quarter, setting up a RB Jay Ajayi 4-yard touchdown run ... Delivered a 66-yard strike for a touchdown to WR Kenny Stills with 2:24 remaining the the fourth quarter, putting Miami up 28-17 ... Marked a career-high five games that

Tannehill has hit on a pass of 50-plus yards this season ... He is the only quarterback in the NFL that has five games with a 50-plus yard completion ... Completed 24-of-32 throws for 252 yards (75.0 pct.) and a 97.4 QB rating in the 30-15 victory vs. **Pittsburgh (10/16)** ... Also rushed twice for 3 yards (1.5 avg.) ... His 53-yard pass to TE MarQueis Gray in the second quarter was the longest on the day ... With the win, he moved into sole possession of fourth place on the team's all-time winningest quarterbacks chart .. Completed 12-of-18 passes (66.7 pct.) for 191 yards vs. **Tennessee (10/9)** ... Threw a 58-yard pass to RB Damien Williams in the second quarter, setting up a RB Jay Ajayi 4-yard touchdown run to tie the game ... Also connected with WR DeVante Parker for a 50-yard pass in the third quarter ... This was the fourth game of Tannehill's career with two or more 50-yard completions in the same game ... Completed 15-of-25 passes for 189 yards and one touchdown at **Cincinnati (9/29)** ... Posted a 80.3 QB rating ... Threw a 74-yard touchdown pass to WR Kenny Stills on the second play of the game ... Completed 25-of-39 passes (61.4 pct.) for 319 yards and three touchdowns in the 30-24 (OT) victory vs. **Cleveland (9/25)** ... Posted a 93.9 QB rating ... Also rushed once for 2 yards ... Led a three-play, 44-yard touchdown drive in overtime that won the game ... It was the eighth game-winning drive that Tannehill has led in his career and his first since Nov. 15, 2015 ... Completed 32-of-45 passes (71.1 pct.) for 387 yards and two touchdowns at **New England (9/18)** ... Posted a 93.7 QB rating ... His 387 passing yards and 32 completions both rank No. 3 in his career ... Also rushed six times for 35 yards (5.8 avg.) ... Went 22-of-27 (81.5 pct) for 273 yards and two touchdowns in the second half ... The 273 second-half passing yards were the most of his career in a single half and tied for the sixth-most in franchise history ... Completed 16-of-29 passes for 186 yards (55.2 pct.) and a 74.8 QB rating at **Seattle (9/11)** ... Also rushed five times for 17 yards (3.4 avg.) and one touchdown ... Scored a 2-yard touchdown run in the fourth quarter with 4:08 remaining in the game ... Completed 4-of-5 passes (80.0 pct.) for 82 yards on a go-ahead drive in the fourth quarter ... Selected by teammates to serve as a team captain for the 2016 season.

RYAN TANNEHILL'S NFL REGULAR SEASON PASSING STATISTICS

YEAR	TEAM	GP	GS	ATT	CMP	PCT	YDS	YDS ATT	TD	INT	LG	SK	YDS LST	RATE
2012	Miami	16	16	484	282	58.3	3,294	6.8	12	13	80t	35	234	76.1
2013	Miami	16	16	588	355	60.4	3,913	6.7	24	17	67	58	399	81.7
2014	Miami	16	16	590	392	66.4	4,045	6.9	27	12	50	46	337	92.8
2015	Miami	16	16	586	363	61.9	4,208	7.2	24	12	54t	45	420	88.7
2016	Miami	7	7	213	139	65.3	1,728	8.1	7	7	74t	18	121	87.5
NFL TOTALS		71	71	2,461	1,531	62.2	17,188	7.0	94	61	80t	202	1,511	85.4

Career Regular Season Record As A Starter: 7-9 in 2012; 8-8 in 2013; 8-8 in 2014; 6-10 in 2015; 3-4 in 2016 for a total of 32-39.

RYAN TANNEHILL'S NFL REGULAR SEASON RUSHING STATISTICS

YEAR	TEAM	NO	YDS	AVG	LG	TD
2012	Miami	49	211	4.3	31	2
2013	Miami	40	238	6.0	48	1
2014	Miami	56	311	5.6	40	1
2015	Miami	32	141	4.4	28	1
2016	Miami	20	78	3.9	17	1
NFL TOTALS		197	979	5.0	48	6

2016 GAME-BY-GAME STATISTICS

DATE	OPPONENT	P/S	PASSING							RUSHING				W/L	SCORE	
			ATT	CMP	YDS	PCT	TD	INT	LG	SK/YDS	ATT	YDS	LG			TD
9/11	at Seattle	1/1	29	16	186	55.2	0	0	50	5/36	5	17	11	1	L	10-12
9/18	at New England	1/1	45	32	387	71.1	2	2	33	0/0	6	35	17	0	L	24-31
9/25	CLEVELAND	1/1	39	25	319	64.1	3	2	42t	1/8	1	2	2	0	W	30-24 (OT)
9/29	at Cincinnati	1/1	25	15	189	60.0	1	1	74t	5/29	0	0	0	0	L	7-22
10/9	TENNESSEE	1/1	18	12	191	66.7	0	2	58	6/42	0	0	0	0	L	17-30
10/16	PITTSBURGH	1/1	32	24	252	75.0	0	0	53	0/0	2	3	4	0	W	30-15
10/23	BUFFALO	1/1	25	15	204	60.0	1	0	66t	1/6	6	21	13	0	W	28-25
2016 TOTALS		7/7	213	139	1,728	65.3	7	7	74t	18/121	20	78	17	1		



SINGLE-GAME HIGHS

CAREER HIGHS

Pass Attempts:	58	at N.Y. Jets (11/29/15)
Pass Completions:	35	vs. Minnesota (12/21/14)
Yards Passing:	431	at Arizona (9/30/12)
TD Passes:	4	twice, last: vs. Houston (10/25/15)
Longest Pass:	80t	at Arizona (9/30/12)
Completion Pct. (Min. 10 att.)	94.7	vs. Houston (10/25/15)
Passer Rating:	158.3	vs. Houston (10/25/15)
Rush Attempts:	8	vs. Jacksonville (12/16/12)
Rushing Yards:	56	at Pittsburgh (12/8/13)
Long Run:	48	at Pittsburgh (12/8/13)
Rushing TDs:	1	six times, last: at Seattle (9/11/16)

SEASON HIGHS

Pass Attempts:	45	at New England (9/18/16)
Pass Completions:	32	at New England (9/18/16)
Yards Passing:	389	at New England (9/18/16)
TD Passes:	3	vs. Cleveland (9/25/16)
Longest Pass:	74t	at Cincinnati (9/29/16)
Completion Pct. (Min. 10 att.)	75.0	vs. Pittsburgh (10/16/16)
Passer Rating:	99.4	vs. Buffalo (10/23/16)
Rush Attempts:	6	twice, last: Buffalo (10/23/16)
Rushing Yards:	35	at New England (9/18/16)
Long Run:	17	at New England (9/18/16)
Rushing TDs:	1	at Seattle (9/11/16)





31 // S

MICHAEL THOMAS

HT: 5-11 // WT: 193 // BORN: 3/17/90
 COLLEGE: STANFORD '12 // ACQUIRED: FA, 2013
 NFL: FOURTH SEASON // DOLPHINS: FOURTH SEASON

KEY TRANSACTIONS

- Signed by the Dolphins off San Francisco's practice squad on 12/10/13
- Signed by San Francisco as an undrafted college free agent on 5/4/12

special teams tackle ... Recorded one solo tackle vs. **Cleveland (9/25)** ... Also tallied one special teams tackle ... Registered three tackles (two solo), one sack and a forced fumble at **New England (9/18/16)** ... Sacked QB Jacoby Brissett for a loss of 8 yards and a forced fumble in the fourth quarter ... The forced fumble and sack were both the first of his career ... Recorded one assisted tackle at **Seattle (9/11)** ... Also registered one special teams tackle ... Serves as a season-long captain for the Dolphins.

MICHAEL THOMAS' NFL REGULAR SEASON STATISTICS


YEAR	TEAM	GP	GS	TACKLES					INTERCEPTIONS					FUMBLES		
				TOT	SOLO	ASST	SK	YDS	NO	YDS	LG	TD	PD	FF	FR	YDS
2012	San Francisco			PRACTICE SQUAD												
2013	Miami	3	0	2	2	0	0.0	0.0	1	0	0	0	2	0	0	0
2014	Miami	8	2	8	6	2	0.0	0.0	0	0	0	0	0	0	0	0
2015	Miami	16	13	71	56	15	0.0	0.0	0	0	0	0	2	0	0	0
2016	Miami	7	3	15	10	5	1.0	14.0	0	0	0	0	0	1	0	0
NFL TOTALS		34	18	96	74	22	1.0	14.0	1	0	0	0	4	1	0	0

2016 GAME-BY-GAME STATISTICS

DATE	OPPONENT	P/S	TCK	SOLO	AST	SK	YDS	INT	YDS	PD	FF	FR
9/11	at Seattle	1/1	1	0	1	0.0	0.0	0	0	0	0	0
9/18	at New England	1/0	3	2	1	1.0	14.0	0	0	0	1	0
9/25	CLEVELAND	1/1	1	1	0	0.0	0.0	0	0	0	0	0
9/29	at Cincinnati	1/0	3	2	1	0.0	0.0	0	0	0	0	0
10/9	TENNESSEE	1/0	3	2	1	0.0	0.0	0	0	0	0	0
10/16	PITTSBURGH	1/0	1	1	0	0.0	0.0	0	0	0	0	0
10/23	BUFFALO	1/1	3	2	1	0.0	0.0	0	0	0	0	0
2016 TOTALS		7/3	15	10	5	1.0	14.0	0	0	0	1	0

SINGLE-GAME HIGHS

	CAREER HIGHS		SEASON HIGHS
Tackles:	11 at San Diego (12/20/15)	Tackles:	3 four times, last: vs. Buffalo (10/23/16)
Sacks:	1 at New England (9/18/16)	Sacks:	1 at New England (9/18/16)
Interceptions:	1 vs. New England (12/15/13)	Interceptions:	–
Passes Defensed:	2 vs. New England (12/15/13)	Passes Defensed:	–
Forced Fumbles:	1 at New England (9/18/16)	Forced Fumbles:	1 at New England (9/18/16)
Fumble Recoveries:	–	Fumble Recoveries:	–



67 // G/T

LAREMY
TUNSIL

HT: 6-5 // WT: 316 // BORN: 8/2/94
COLLEGE: MISSISSIPPI '16 // ACQUIRED: D1, 13
NFL: ROOKIE SEASON // DOLPHINS: ROOKIE SEASON

KEY TRANSACTIONS

- Originally a first-round draft selection (13th overall) of the Dolphins in the 2016 NFL Draft

2016 - Started in the 28-25 win vs. **Buffalo (10/23)** ... Protected QB Ryan Tannehill who completed 15-of-25 passes (60 pct.) for 204 yards and one touchdown ... Tannehill also posted a 99.4 QB rating on the day ... Blocked for RB Jay Ajayi who rushed for a career-high 214 yards, the third most in a single game in franchise history ... Started vs. **Pittsburgh (10/16)** ... Protected QB Ryan Tannehill who completed 24-of-32 throws (75.0 pct.), earning a 97.4 QB

rating ... Part of an o-line that did not allow a sack on the day ... Also blocked for RB Jay Ajayi who rushed for 204 yards, the fourth-most in a single game in team history ... Inactive due to injury vs. **Tennessee (10/9)** ... Started at left tackle at **Cincinnati (9/29)** ... Became the first offensive lineman in franchise history to start at least one game at guard and tackle in his rookie season ... Protected QB Ryan Tannehill's blindside as he completed 15-of-25 passes (60 pct.) for 189 yards and one touchdown ... Started vs. **Cleveland (9/25)** ... Protected QB Ryan Tannehill who completed 25-of-39 passes (64.1 pct.) for 319 yards and three touchdowns ... Also blocked for a Dolphins run game that rushed for 115 yards and one touchdown on 25 attempts (4.6 avg.) ... Started at **New England (9/18)** ... Protected QB Ryan Tannehill, who completed 32-of-45 passes for 389 yards and two touchdowns ... O-line did not allow a sack in the game... Also blocked for the Dolphins run game, which totaled 16 attempts for 70 yards (4.4 avg.) and one touchdown ... Made NFL and Dolphins debut as a starter at **Seattle (9/11)** ... Played left guard and protected QB Ryan Tannehill who completed 16-of-29 passes for 186 yards.

LAREMY TUNSIL'S NFL REGULAR SEASON STATISTICS

GAMES/STARTS: 2016: 6/6

NFL TOTALS: 6/6




60 // C/G

**KRAIG
URBIK**

HT: 6-5 // WT: 334 // BORN: 9/23/85
 COLLEGE: WISCONSIN '09 // ACQUIRED: FA, 2016
 NFL: EIGHTH SEASON // DOLPHINS: EIGHTH SEASON

KEY TRANSACTIONS

- Signed by the Dolphins as a free agent on 3/22/16
- Originally a third-round selection (79th overall) of the Steelers in the 2009 NFL Draft


touchdown ... Entered the game at center due to C/G Anthony Steen injury's in the fourth quarter vs. **Cleveland (9/25)** ... Protected QB Ryan Tannehill, who completed 25-of-39 passes (64.1 pct.) for 319 yards and three touchdowns ... Also blocked for a Dolphins run game that rushed for 115 yards and one touchdown on 25 attempts (4.6 avg.) ... Played on special teams at **New England (9/18)** ... Played at **Seattle (9/11)**, appearing on special teams.

2016 - Played on special teams vs. **Buffalo (10/23)**, but did not record any statistics ... Played vs. **Pittsburgh (10/16)** ... Entered the game at right guard for six plays ... Saw action on special teams, but did not record any statistics vs. **Tennessee (10/9)** ... Started at center at **Cincinnati (9/29)** ... Protected QB Ryan Tannehill, who completed 15-of-25 passes (60 pct.) for 189 yards and one

KRAIG URBIK'S NFL REGULAR SEASON STATISTICS

GAMES/STARTS: (Buffalo) 2010: 10/2, 2011: 13/13, 2012: 13/13, 2013: 16/16, 2014: 16/9, 2015: 16/4, (Miami) 2016: 7/1 **NFL TOTALS: 91/58**





91 // DE

CAMERON WAKE

HT: **6-3** // WT: **263** // BORN: **1/30/82**
 COLLEGE: **PENN STATE '05** // ACQUIRED: **FA, 2009**
 NFL: **EIGHTH SEASON** // DOLPHINS: **EIGHTH SEASON**

KEY TRANSACTIONS

- Signed as a free agent by the Dolphins on 1/19/09
- Originally signed with the Giants as an undrafted college free agent on 5/6/05

(one solo tackle) and a half sack .. Split a sack with DE Andre Branch on third down for a loss of 4.5 yards, forcing the Steelers to punt ... Talled two solo tackles vs. **Tennessee (10/9)** ... Played, but did not record any statistics at **Cincinnati (9/29)** ... Recorded two tackles (one solo), one sack and one forced fumble vs. **Cleveland (9/25)** ... Sacked QB Cody Kessler for a loss of 7 yards in the first quarter and forced a fumble that was recovered by DE Jason Jones ... Played at **New England (9/18)** ... Recorded one QBH at **Seattle (9/11)** ... Elected by teammates to serve as a season-long team captain.

CAMERON WAKE'S NFL REGULAR SEASON STATISTICS																
YEAR	TEAM	GP	GS	TACKLES					INTERCEPTIONS					FUMBLES		
				TOT	SOLO	ASST	SK	YDS	NO	YDS	LG	TD	PD	FF	FR	YDS
2009	Miami	14	1	11	10	1	5.5	28.5	0	0	0	0	1	1	0	0
2010	Miami	16	16	57	48	9	14.0	89.5	0	0	0	0	4	3	0	0
2011	Miami	16	14	42	37	5	8.5	47.5	0	0	0	0	2	0	0	0
2012	Miami	16	16	53	38	15	15.0	92.0	0	0	0	0	1	3	0	0
2013	Miami	15	15	37	29	8	8.5	56.0	0	0	0	0	0	2	1	0
2014	Miami	16	16	38	32	6	11.5	59.5	0	0	0	0	3	3	1	0
2015	Miami	7	7	9	7	2	7.0	39.0	0	0	0	0	1	4	0	0
2016	Miami	7	2	8	5	3	3.0	19.5	0	0	0	0	0	1	0	0
NFL TOTALS		107	87	255	206	49	73.0	431.5	0	0	0	0	12	17	2	0

2016 GAME-BY-GAME STATISTICS

DATE	OPPONENT	P/S	TCK	SOLO	AST	SK	YDS	INT	YDS	PD	FF	FR
9/11	at Seattle	1/0	0	0	0	0.0	0.0	0	0	0	0	0
9/18	at New England	1/0	0	0	0	0.0	0.0	0	0	0	0	0
9/25	CLEVELAND	1/0	2	1	1	1.0	7.0	0	0	0	1	0
9/29	at Cincinnati	1/0	0	0	0	0.0	0.0	0	0	0	0	0
10/9	TENNESSEE	1/0	2	2	0	0.0	0.0	0	0	0	0	0
10/16	PITTSBURGH	1/1	2	1	1	0.5	4.5	0	0	0	0	0
10/23	BUFFALO	1/1	2	1	1	1.5	8.0	0	0	0	0	0
2016 TOTALS		7/2	8	5	3	3.0	19.5	0	0	0	1	0

SINGLE-GAME HIGHS

CAREER HIGHS

Tackles: 8 at Baltimore (11/7/10)

Sacks: 4.5 at Arizona (9/30/12)

Interceptions: -

Passes Defensed: 2 at Buffalo (9/12/10)

Forced Fumbles: 2 three times, last: vs. Hou. (10/25/15)

Fumble Recoveries: 1 twice, last: at Chicago (10/19/14)

SEASON HIGHS

Tackles: 2 four times, last: vs. Buffalo (10/23/16)

Sacks: 1.5 vs. Buffalo (10/23/16)

Interceptions: -

Passes Defensed: -

Forced Fumbles: 1 vs. Cleveland (9/25/16)

Fumble Recoveries: -





26 // RB

DAMIEN WILLIAMS

HT: 5-11 // WT: 228 // BORN: 4/3/92
 COLLEGE: OKLAHOMA '14 // ACQUIRED: FA, 2014
 NFL: THIRD SEASON // DOLPHINS: THIRD SEASON

- KEY TRANSACTIONS**
- Originally signed by the Dolphins as an undrafted college free agent on 5/12/14

up 16-8 ... Rushed once for 3 yards vs. **Tennessee (10/9)** ... Also caught two passes for 67 yards (33.5 avg.) ... His 58-yard reception in the second quarter was a career high and set up a touchdown drive for Miami ... Carried the ball twice for 9 yards (4.5 avg.) at **Cincinnati (9/29)** ... Also caught one pass for 6 yards ... Rushed once for 15 yards vs. **Cleveland (9/25)** ... Recorded three receptions for 10 yards (3.3 avg.) and one touchdown ... His 10-yard touchdown reception from QB Ryan Tannehill came in the fourth quarter to extend Miami's lead ... Inactive at **New England (9/18)** ... Rushed twice for 9 yards (4.5 avg.) at **Seattle (9/11)** ... Also recorded one catch for 29 yards and returned one kickoff for 17 yards.

DAMIEN WILLIAMS' NFL REGULAR SEASON STATISTICS													
YEAR	TEAM	GP	GS	RUSHING					RECEIVING				
				ATT	YDS	AVG	LG	TD	NO	YDS	AVG	LG	TD
2014	Miami	16	0	36	122	3.4	19	0	21	187	8.9	32	1
2015	Miami	16	0	16	59	3.7	19	0	21	142	6.8	23	1
2016	Miami	6	0	16	64	4.0	15	2	9	117	13.0	58	1
NFL TOTALS		38	0	68	245	3.6	19	2	51	446	8.7	58	3

2016 GAME-BY-GAME STATISTICS

DATE	OPPONENT	P/S	RUSHING					RECEIVING					W/L	SCORE
			ATT	YDS	AVG	LG	TD	NO	YDS	AVG	LG	TD		
9/11	at Seattle	1/0	2	9	4.5	5	0	1	29	29.0	29	0	L	10-12
9/18	at New England		INACTIVE											
9/25	CLEVELAND	1/0	1	15	15.0	15	0	3	10	3.3	10t	1	W	30-24 (OT)
9/29	at Cincinnati	1/0	2	9	4.5	7	0	1	6	6.0	6	0	L	7-22
10/9	TENNESSEE	1/0	1	3	3.0	3	0	2	67	33.5	58	0	L	17-30
10/16	PITTSBURGH	1/0	6	12	2.0	10	1	2	5	2.5	5	0	W	30-15
10/23	BUFFALO	1/0	4	16	4.0	12t	1	0	0	0.0	0	0	W	28-25
2016 TOTALS		6/0	16	64	4.0	15	2	9	117	13.0	58	1		

SINGLE-GAME HIGHS


CAREER HIGHS

Rushes: 11 vs. San Diego (11/2/14)
Rushing Yards: 34 at Detroit (11/9/14)
Longest Run: 19 twice, last: vs. Houston (10/25/15)
TD Runs: 1 twice, last: vs. Buffalo (10/23/16)
Receptions: 6 vs. Minnesota (12/21/14)
Receiving Yards: 67 vs. Tennessee (10/9/16)
Longest Reception: 58 vs. Tennessee (10/9/16)
TD Receptions: 1 three times, last: vs. Cle. (9/25/16)

SEASON HIGHS

Rushes: 6 vs. Pittsburgh (10/16/16)
Rushing Yards: 15 vs. Cleveland (9/25/16)
Longest Run: 15 vs. Cleveland (9/25/16)
TD Runs: 1 twice, last: vs. Buffalo (10/23/16)
Receptions: 3 vs. Cleveland (9/25/16)
Receiving Yards: 67 vs. Tennessee (10/9/16)
Longest Reception: 58 vs. Tennessee (10/9/16)
TD Receptions: 1 vs. Cleveland (9/25/16)





94 // DE

MARIO WILLIAMS

HT: 6-6 // WT: 300 // BORN: 1/31/85
COLLEGE: NORTH CAROLINA STATE '06 // ACQUIRED: FA, 2016
NFL: 11TH SEASON // DOLPHINS: FIRST SEASON

- KEY TRANSACTIONS
- Signed as a free agent by the Dolphins on 3/9/16
 - Originally a first-round draft selection (1st overall) of Houston in the 2006 NFL Draft

at Cincinnati (9/29) ... Broke up a QB Andy Dalton pass intended for WR Tyler Boyd in the first quarter ... Tallied one solo tackle, one tackle for loss and one QBH vs. Cleveland (9/25) ... Registered one solo tackle at New England (9/18) ... Made Dolphins debut and started at Seattle (9/11) ... Recorded two tackles (one solo), one sack, one tackle for loss and one QBH ... Sacked QB Russell Wilson for a 5-yard loss in the first quarter.

MARIO WILLIAMS' NFL REGULAR SEASON STATISTICS																
YEAR	TEAM	GP	GS	TACKLES					INTERCEPTIONS					FUMBLES		
				TOT	SOLO	ASST	SK	YDS	NO	YDS	LG	TD	PD	FF	FR	YDS
2006	Houston	16	16	47	35	12	4.5	20.5	0	0	0	0	4	1	1	0
2007	Houston	16	16	59	43	16	14.0	82.5	0	0	0	0	1	2	1	38
2008	Houston	16	16	53	44	9	12.0	82.0	0	0	0	0	0	4	0	0
2009	Houston	16	16	43	38	5	9.0	52.0	0	0	0	0	3	2	1	0
2010	Houston	13	13	28	22	6	8.5	54.5	0	0	0	0	2	1	0	0
2011	Houston	5	5	11	10	1	5.0	29.0	0	0	0	0	1	1	0	0
2012	Buffalo	16	16	46	37	9	10.5	51.0	0	0	0	0	4	2	2	0
2013	Buffalo	16	16	38	28	10	13.0	77.5	0	0	0	0	3	1	0	0
2014	Buffalo	16	16	42	36	6	14.5	74.5	0	0	0	0	2	2	0	0
2015	Buffalo	15	15	19	15	4	5.0	28.0	0	0	0	0	0	0	0	0
2016	Miami	7	5	10	8	2	1.0	5.0	0	0	0	0	1	0	0	0
NFL TOTALS		152	150	396	316	80	97.0	556.5	0	0	-	0	21	16	5	38

2016 GAME-BY-GAME STATISTICS

DATE	OPPONENT	P/S	TCK	SOLO	AST	SK	YDS	INT	YDS	PD	FF	FR
9/11	at Seattle	1/1	2	1	1	1.0	5.0	0	0	0	0	0
9/18	at New England	1/1	1	1	0	0.0	0.0	0	0	0	0	0
9/25	CLEVELAND	1/1	1	1	0	0.0	0.0	0	0	0	0	0
9/29	at Cincinnati	1/1	3	2	1	0.0	0.0	0	0	1	0	0
10/9	TENNESSEE	1/1	0	0	0	0.0	0.0	0	0	0	0	0
10/16	PITTSBURGH	1/0	1	1	0	0.0	0.0	0	0	0	0	0
10/23	BUFFALO	1/0	2	2	0	0.0	0.0	0	0	0	0	0
2016 TOTALS		7/5	10	8	2	1.0	5.0	0	0	1	0	0

SINGLE-GAME HIGHS

CAREER HIGHS

Tackles: 7 four times, last: at Houston (11/4/12)

Sacks: 4.5 vs. Carolina (9/15/13)

Interceptions: -

Passes Defensed: 2 at Washington (9/19/10)

Forced Fumbles: 1 16 times, last: vs. GB (12/14/14)

Fumble Recoveries: 1 five times, last: vs. Jax. (12/2/12)

SEASON HIGHS

Tackles: 3 at Cincinnati (9/29/16)

Sacks: 1 at Seattle (9/11/16)

Interceptions: -

Passes Defensed: 1 at Cincinnati (9/29/16)

Forced Fumbles: -

Fumble Recoveries: -



75 // DE

NICK WILLIAMS

HT: 6-4 // WT: 309 // BORN: 2/21/90
 COLLEGE: SAMFORD '13 // ACQUIRED: WAL., 2016
 NFL: THIRD SEASON // DOLPHINS: FIRST SEASON

- KEY TRANSACTIONS**
- Acquired off waivers by the Dolphins on 10/19/16
 - Originally a seventh-round draft selection (223rd overall) of Pittsburgh in the 2013 NFL Draft

2016 - Inactive vs. **Buffalo (10/23)** ... Acquired off waivers by the Dolphins on 10/19 ... Waived by Kansas City on 10/18 ... Played, but did not record any statistics in Weeks 3 and 6 ... Registered two solo tackles at **Pittsburgh (10/2)** ... Made one solo tackle at **Houston (9/18)** ... Recorded two tackles (one solo) vs. **San Diego (9/11)**.

NICK WILLIAMS' NFL REGULAR SEASON STATISTICS

YEAR	TEAM	GP	GS	TACKLES					INTERCEPTIONS					FUMBLES			
				TOT	SOLO	ASST	SK	YDS	NO	YDS	LG	TD	PD	FF	FR	YDS	
2013	Pittsburgh			INJURED RESERVE													
2014	Kansas City	2	0	0	0	0	0.0	0.0	0	0	0	0	0	0	0	0	0
2015	Kansas City	14	0	9	5	4	0.0	0.0	0	0	0	0	0	0	0	0	0
2016	Miami	5	0	5	4	1	0.0	0.0	0	0	0	0	0	0	0	0	0
NFL TOTALS		21	0	14	9	5	0.0	0.0	0	0	0	0	0	0	0	0	0

2016 GAME-BY-GAME STATISTICS

DATE	OPPONENT	P/S	TCK	SOLO	AST	SK	YDS	INT	YDS	PD	FF	FR
9/11	at Seattle											
9/18	at New England											
9/25	CLEVELAND											
9/29	at Cincinnati											
10/9	TENNESSEE											
10/16	PITTSBURGH											
10/23	BUFFALO											

2016 TOTALS

SINGLE-GAME HIGHS

CAREER HIGHS

Tackles: 3 at Minnesota (10/18/15)

Sacks: -

Interceptions: -

Passes Defensed: -

Forced Fumbles: -

SEASON HIGHS

Tackles: 2 twice, last: at Pittsburgh (10/2/16)

Sacks: -

Interceptions: -

Passes Defensed: -

Forced Fumbles: -



79 // T
SAM
YOUNG

HT: 6-8 // WT: 315 // BORN: 6/24/87
COLLEGE: NOTRE DAME '10 // ACQUIRED: FA, 2016
NFL: SEVENTH SEASON // DOLPHINS: FIRST SEASON

KEY TRANSACTIONS

- Signed by the Dolphins as a free agent on 10/11/16
- Originally a sixth-round draft selection (179th overall) of Dallas in the 2010 NFL Draft

2016 - Played 14 snaps as an extra offensive lineman vs. **Buffalo (10/23)** ... Inactive vs. **Pittsburgh (10/16)**.

SAM YOUNG'S NFL REGULAR SEASON STATISTICS

GAMES/STARTS: (Dallas) 2010: 2/0, (Buffalo) 2011: 4/0, 2012: 12/4, (Buffalo/Jacksonville) 2013: 15/0, (Jacksonville) 2014: 9/6, 2015: 16/3, (Miami) 2016: 1/0 **NFL TOTALS: 59/13**






SUPPLEMENTAL BIOS



SUPPLEMENTAL BIOS



33 // CB

**BENÉ
BENWIKERE**

HT: 6-0 // WT: 200 // BORN: 9/3/91
COLLEGE: SAN JOSE STATE '14 // ACQUIRED: WAL., '16 (CAR.)
NFL: THIRD SEASON // DOLPHINS: FIRST SEASON

PRO CAREER

CAREER TRANSACTIONS: Awarded to the Dolphins off waivers from Carolina on Oct. 10, 2016 ... Waived by Carolina on Oct. 7, 2016 ... Originally a fifth-round selection (148th overall) by Carolina in the 2014 NFL draft.

2016 (Dolphins/Panthers) - Inactive Weeks 6-7 ... Awarded to the Dolphins off waivers from Carolina on Oct. 10 ... Played in and started four games for Carolina before he was waived on Oct. 7 ... Totaled 10 tackles (eight solo) with one interception and four passes defended ... Started the season opener and made two solo tackles at Denver (9/8) ... Intercepted Broncos QB Trevor Siemian in the third quarter and returned the pick for 1 yard ... Made four stops (three solo), one tackle for loss and one pass defended vs. San Francisco (9/18) ... Totaled four tackles (three solo) and two passes defended at Atlanta (10/2).

2015 (Panthers) - Played 13 games with four starts for the NFC champions ... Was on injured reserve for the final three games and the postseason ... Totaled 59 tackles (44 solo), one sack, one forced fumble, one fumble recovery and nine passes defended ... Made six stops (five solo) and two passes defended in the season opener at Jacksonville (9/13) ... Posted three solo tackles and two passes defended at Seattle (10/18) ... Totaled a season-high eight tackles (five solo) in an overtime victory vs. Indianapolis (11/2) ... Recorded the first sack of his career, a strip-sack of QB Kirk Cousins vs. Washington (11/22) ... Was placed on injured reserve on Dec. 15.

2014 (Panthers) - Appeared in 10 games with six starts as a rookie ... Inactive for six games due to injury ... Also started two playoff games and had two solo tackles and one pass defended in the postseason ... Totaled 33 tackles (24 solo) with one interception, seven passes defended, one forced fumble and one fumble recovery in the regular season ... Made his NFL debut with four tackles (three solo), a fumble recovery and one pass defended in the season opener at Tampa Bay (9/7) ... Forced a fumble and recorded four tackles (two solo) at Minnesota (11/3) ... Totaled a season-high eight tackles (six solo) and two passes defended in win at New Orleans (12/7) ... Started in the NFC Wild Card playoff game vs. Arizona and had one solo stop (1/3/15) ... Helped the defense set an NFL record for fewest yards in a postseason game by limiting Arizona to just 78 yards ... Recorded one solo stop and started in the NFC Divisional game at Seattle (1/10/15).

COLLEGE


Four-year letterman (2010-13) and three-year starter at San Jose State ... Played in 47 career games with 30 starts ... Totaled 214 tackles, one sack, 22 passes defended, three forced fumbles and three fumble recoveries in his career ... Finished his career tied for first in school history with 14 interceptions ... Started 11 games as a senior in 2013 ... Earned first-team All-Mountain West Conference honors ... Led the team with five interceptions and 11 passes defended ... Matched a school record with interceptions in four consecutive games ... Played in 13 games with eight starts as a junior in 2013 ... Earned first-team All-Western Athletic Conference honors ... Totaled 67 tackles, one forced fumble, two fumble recoveries and four passes defended ... Led the WAC and tied for second in the nation with seven interceptions ... Played in 10 games with two starts as a sophomore in 2011 ... Recorded 18 tackles, one interception and three passes defended ... Played in 13 games with nine starts as a freshman in 2010 ... Totaled 74 tackles, one interception, four passes defended and two forced fumbles ... Majored in sociology.

PERSONAL

Attended Serra High School in Gardena, Calif. ... Name is pronounced Ben-ay Ben-WICK-urr-rhee ... Born Sept. 3, 1991.

BENÉ BENWIKERE'S NFL STATS

YEAR	TEAM	GP	GS	TACK	SK	INT	PD	FF	FR
2014	Carolina	10	6	33	0.0	1	7	1	2
2015	Carolina	13	4	59	1.0	0	9	1	1
2016	Carolina	4	4	10	0.0	1	4	0	0
	Miami	0	0	0	0.0	0	0	0	0
NFL TOTALS		27	14	102	1.0	2	20	2	3



56 // LB

**DONALD
BUTLER**

HT: 6-1 // WT: 242 // BORN: 10/17/88
COLLEGE: WASHINGTON '10 // ACQUIRED: FA, '16
NFL: SIXTH SEASON // DOLPHINS: FIRST SEASON

PRO CAREER

CAREER TRANSACTIONS: Signed by the Dolphins on Sept. 13, 2016 ... Released by Arizona on Sept. 2, 2016 ... Signed by Arizona on July 27, 2016 ... Released by San Diego on March 3, 2016 ... Originally a third-round selection (79th overall) by San Diego in the 2010 NFL draft.

2016 (Dolphins) - Recorded three solo tackles vs. Buffalo (10/23) ... Played vs. Pittsburgh (10/16), but did not record any statistics ... Recorded six tackles (four solo) vs. Tennessee (10/9) ... Registered three tackles (two solo) and two tackles for loss in his first Dolphins



start at Cincinnati (9/29) ... Made his Dolphins debut and recorded one assisted tackle vs. Cleveland (9/25) ... Inactive at New England (9/18) ... Signed with the Dolphins on Sept. 13.

2015 (Chargers) - Played in all 16 games with nine starts ... Totaled 40 tackles (24 solo), 0.5 sack, one forced fumble and one fumble recovery ... Started at Mike linebacker and recorded six tackles (four solo) in the season opener vs. Detroit (9/13) ... Matched his season high with six tackles (three solo), including a forced fumble and a fumble recovery, at Cincinnati (9/20) ... Tallied six tackles (five solo) vs. Oakland (10/25).

2014 (Chargers) - Played in 14 games with 13 starts ... Was on injured reserve for the final two games of the season ... Totaled 73 tackles (45 solo), one sack, two passes defended and three fumble recoveries ... Made two solo stops and recovered a fumble in the season opener at Arizona (9/8) ... Recorded nine tackles (four solo) and a half-sack at Buffalo (9/21) ... Recorded a season-high 10 tackles (seven solo) and one fumble recovery in win vs. Jacksonville (9/28) ... Totaled nine tackles (seven solo) and one pass defended at Oakland (10/12) ... Matched his season-high with 10 tackles (five solo) vs. Kansas City (10/19) ... Made three solo stops and had one fumble recovery and one pass defended vs. Oakland (11/16) ... Placed on injured reserve on Dec. 16.

2013 (Chargers) - Played in 13 games with 12 starts ... Inactive for three games due to injury ... Also started two postseason games and made 17 stops (13 solo) with one interception, one forced fumble and one pass defended in the playoffs ... Totaled 84 tackles (71 solo), 0.5 sack, one interceptions, one fumble recovery and four passes defended in the regular season ... Elected team captain ... Tallied a season-high 13 tackles (nine solo) and a half-sack in the season opener vs. Houston (9/9) ... Recovered a fumble and posted seven solo tackles vs. Denver (11/10) ... Recorded 10 tackles (nine solo) vs. Cincinnati (12/1) ... Intercepted QB Eli Manning and returned it 30 yards vs. N.Y. Giants (12/8) ... Had 10 tackles (nine solo), three tackles for loss and a pass defended in an overtime victory vs. Kansas City (12/29) ... Totaled 12 tackles (nine solo) with two tackles for loss and a touchdown-saving forced fumble in the AFC Wild Card game at Cincinnati (1/5/14) ... Made five stops (four solo) and intercepted QB Peyton Manning in the AFC Divisional game at Denver (1/12/14).

2012 (Chargers) - Played in and started 12 games ... Was inactive for four games due to injury ... Totaled 78 tackles (50 solo), three sacks, one interception, four passes defended and two forced fumbles ... Recorded a season-high 12 tackles (eight solo) and one tackle for loss vs. Atlanta (9/23) ... Earned AFC Defensive Player of the Week honors after he made six stops (four solo), 0.5 sack, and returned an interception for a 21-yard touchdown at Kansas City (9/30) ... Also intercepted a botched PAT in the Chiefs game ... Tallied 10 tackles (nine solo), one forced fumble and one pass defended vs. Kansas City (11/1) ... Recorded eight tackles (seven solo) and one forced fumble at Denver (11/18) ... Had five tackles (two solo) and one sack at N.Y. Jets (12/23).

2011 (Chargers) - Started all 16 games ... Totaled 95 tackles (77 solo), two sacks, one interception, two passes defended, two

forced fumbles and one fumble recovery ... Started in his first NFL game and recorded six tackles (five solo) and one tackle for loss vs. Minnesota (9/11) ... Tallied his first career sack and nine tackles (six solo) at New England (9/18) ... Posted his first career interception, along with four solo tackles, at Denver (10/9) ... Had six solo stops, including three for loss, vs. Denver (11/27).

2010 (Chargers) - Placed on injured reserve on Aug. 31 and missed his entire rookie season.

COLLEGE

Four-year letterman (2006-09) at Washington ... Played in 42 career games with 27 starts ... Recorded career totals of 239 tackles (159 solo), 26.5 tackles for loss, three sacks, seven passes defended, five forced fumbles and one fumble recovery ... Started all 12 games as a senior in 2009 ... Totaled 94 tackles (72 solo), 15.5 tackles for loss, three forced fumbles, two interceptions and a fumble recovery ... His 94 tackles led the team and ranked No. 3 in the Pac-10 ... Earned honorable mention All-America, second-team All-Pac-10 and Defensive Player of the Year honors ... Elected team co-captain ... Played in all 12 games with 11 starts as a junior in 2008 ... Earned the team's Most Improved Player on Defense award ... Started four games as a sophomore in 2007 ... Played in 10 games as a true freshman in 2006 ... Named team's Most Outstanding Freshman on defense ... Majored in construction management and business.

PERSONAL

Attended Del Campo High School in Sacramento, Calif. ... Rushed for 762 yards on 82 carries (9.3 avg.) and scored 16 touchdowns as a senior in 2005 ... Totaled 1,504 rushing yards and 22 touchdowns as a junior in 2004 ... Born Oct. 17, 1988.

DONALD BUTLER'S NFL STATS

YEAR	TEAM	GP	GS	TACK	SK	INT	PD	FF	FR
2011	San Diego	16	16	95	2.0	1	2	2	1
2012	San Diego	12	12	78	3.0	1	4	2	0
2013	San Diego	13	12	84	0.5	1	4	0	1
2014	San Diego	14	13	73	1.0	0	2	0	3
2015	San Diego	16	9	40	0.5	0	0	1	1
2016	Miami	5	2	13	0.0	0	0	0	0
NFL TOTALS		76	64	383	7.0	3	12	5	6




96 // DT

LEON ORR

HT: 6-5 // WT: 320 // BORN: 2/11/92
 COLLEGE: FLORIDA '15 // ACQUIRED: FA, '16
 NFL: FIRST SEASON // DOLPHINS: FIRST SEASON

PRO CAREER

CAREER TRANSACTIONS: Signed to the Dolphins' active roster on Oct. 12, 2016 ... Signed to the Dolphins' practice squad on Sept. 20, 2016 ... Waived by Oakland on Aug. 29, 2016 ... Signed to Oakland's active roster on Dec. 12, 2015 ... Signed to Oakland's practice squad on Sept. 8, 2015 ... Waived by Oakland on Sept. 5, 2015 ... Originally signed by Oakland as an undrafted college free agent on May 8, 2015.

2016 (Dolphins) - Played, but did not record any statistics in Weeks 6-7 ... Signed to the Dolphins' active roster on Oct. 12 ... Signed to the Dolphins' practice squad on Sept. 20 after spending the offseason and training camp with Oakland.

2015 (Raiders) - Played in three games ... Inactive for one game ... Spent the first 12 weeks of the season on Oakland's practice squad before being signed to the active roster on Dec. 12 ... Made his NFL debut and had one solo tackle at Denver (12/13) ... Totaled one assisted stop and one pass defended vs. San Diego (12/24) ... Played in the season finale, but did not record any statistics at Kansas City (1/3/16).


COLLEGE

Four-year letterman at Florida (2011-14) ... Played in 39 games with 10 career starts ... Recorded career totals of 62 tackles (31 solo), 4.5 sacks, 13 tackles for loss, one pass defended, two fumble recoveries and one forced fumble ... Played in five games with two starts as a senior in 2014 ... Recorded 16 tackles (three solo), two sacks and one forced fumble ... Played in 12 games with eight starts as a junior in 2013 ... Totaled 21 tackles (16 solo), 4.5 tackles for loss, 2.5 sacks and two fumble recoveries ... Played in eight games as a sophomore in 2012 ... Registered 15 tackles (eight solo), 5.5 tackles for loss and one sack ... Played in 13 games as a redshirt freshman in 2011 ... Posted 10 tackles (four solo) and one sack ... Redshirted in 2010.

PERSONAL

Attended Gulf High School in New Port Richey, Fla. ... Played defensive line and tight end in high school ... Born Feb. 11, 1992.

LEON ORR'S NFL STATS									
YEAR	TEAM	GP	GS	TACK	SK	INT	PD	FF	FR
2015	Oakland	3	0	2	0.0	0	1	0	0
2016	Miami	2	0	0	0.0	0	0	0	0
NFL TOTALS		5	0	2	0.0	0	1	0	0



30 // S

BACCARRI RAMBO

HT: 6-0 // WT: 211 // BORN: 6/27/90
 COLLEGE: GEORGIA '13 // ACQUIRED: FA, '16
 NFL: FOURTH SEASON // DOLPHINS: FIRST SEASON

PRO CAREER

CAREER TRANSACTIONS: Signed by the Dolphins on Oct. 26, 2016 ... Signed by Buffalo on Nov. 17, 2014 ... Waived by Washington on Sept. 16, 2014 ... Originally a sixth-round selection (191st overall) by Washington in the 2013 NFL draft.

2016 (Dolphins) - Signed by the Dolphins on Oct. 26, 2016.

2015 (Bills) - Played in 15 games with eight starts ... Inactive for one contest ... Totaled 58 tackles (44 solo), one sack, one interception, six passes defended, two forced fumbles and one fumble recovery ... Recorded five total tackles (four solo) in a season-opening win vs. Indianapolis (9/13) ... Tallied seven tackles (six solo) at Miami (9/27) ... Intercepted QB Ryan Fitzpatrick, forced two fumbles and recovered a fumble in win at N.Y. Jets (11/12) ... Totaled a season-high eight tackles (six solo) at New England (11/23) ... Made six stops (four solo) and had three passes defended vs. Houston (12/6).

2014 (Redskins/Bills) - Played six total games ... Inactive for two contests ... Totaled four tackles (two solo), two interceptions and two passes defended ... Began the season with Washington and played in two games for the Redskins ... Totaled two tackles (one solo) in the season opener at Houston (9/7) ... Waived by Washington on Sept. 16 ... Signed by Buffalo on Nov. 17, 2014 and played in four games for the Bills ... Recorded two tackles (one solo) and two interceptions vs. Green Bay (12/14).

2013 (Redskins) - Played in 11 games with three starts ... Did not play one game ... Inactive for four contests ... Totaled 38 tackles (29 solo) and one sack ... Started at free safety and made his NFL debut, recording 10 tackles (six solo) and his first career sack vs. Philadelphia (9/9) ... Tallied eight tackles (seven solo) at Green Bay (9/15) ... Made nine stops (eight solo) and one tackle for loss at Denver (10/27).



COLLEGE


Four-year letterman and three-year starter at Georgia (2009-12) ... Played in 47 career games with 36 starts ... Recorded career totals of 235 tackles (157 solo), one sack, 16 interceptions, 18 pass breakups, six forced fumbles and two fumble recoveries ... His 16 career interceptions are tied for the school record with Miami Dolphins Honor Roll member Jake Scott ... Played and started 10 games as a senior in 2012 ... Totaled 73 tackles (47 solo), one sack, three interceptions, three forced fumbles and one fumble recovery ... Earn second team All-SEC honors from Phil Steele ... Started all 13 games as a junior in 2011 ... Recorded 55 tackles (34 solo), eight interceptions, eight pass breakups and one fumble recovery ... Earned first-team All-American honors by Associated Press, Yahoo! Sports and Rivals.com ... Named first-team All-SEC by AP, ESPN.com and the league's coaches ... His eight interceptions were second in the NCAA and led the SEC ... Ranked No. 2 in the SEC with 16 passes defended ... Started all 13 games as a sophomore in 2010 ... Totaled 82 stops (56 solo), three interceptions and three forced fumbles ... Earned third-team All-SEC honors by Phil Steele ... Named the team's Most Improved Player on defense ... Played in 11 games as a redshirt freshman in 2009 ... Totaled 25 tackles (20 solo), two interceptions and five pass breakups ... Named the team's Newcomer of the Year on defense ... Redshirted in 2008 ... Majored in consumer economics.

PERSONAL

Attended Seminole High School in Donalsonville, Ga. ... Recorded 110 rushing attempts for 692 yards (6.3 avg.) and 17 touchdowns and completed 34-of-75 passes (45.3 pct.) for 615 yards and four touchdowns as a senior in 2007 ... Also recorded 65 tackles and two interceptions, one of which was returned for a touchdown ... Rushed for 1,186 yards and 21 touchdowns and passed for 488 yards and seven touchdowns as a junior in 2006 ... Also recorded 58 tackles, four interceptions and recovered five fumbles on defense ... First name is pronounced Buh-CARR-ee ... Born June 27, 1990.

BACCARRI RAMBO'S NFL STATS

YEAR	TEAM	GP	GS	TACK	SK	INT	PD	FF	FR
2013	Was.	11	3	38	1.0	0	0	0	0
2014	Was.	2	0	2	0.0	0	0	0	0
	Buf.	4	0	2	0.0	2	2	0	0
2015	Buf.	15	8	58	1.0	1	6	2	1
2016	Miami	0	0	0	0.0	0	0	0	0
NFL TOTALS		32	11	100	2.0	3	8	2	1



75 // DE

NICK WILLIAMS

HT: 6-4 // WT: 309 // BORN: 2/21/90
COLLEGE: SAMFORD '13 // ACQUIRED: WAL, '16 (K.C.)
NFL: THIRD SEASON // DOLPHINS: FIRST SEASON

PRO CAREER

CAREER TRANSACTIONS: Awarded off waivers to the Dolphins on Oct. 19, 2016 ... Waived by Kansas City on Oct. 18, 2016 ... Signed by Kansas City on Nov. 24, 2014 ... Signed to Pittsburgh's practice squad on Aug. 31, 2014 ... Waived by Pittsburgh on Aug. 30, 2014 ... Originally a seventh-round selection (223rd overall) by Pittsburgh in the 2013 NFL draft.

2016 (Chiefs/Dolphins) - Inactive vs. Buffalo (10/23) ... Awarded off waivers to the Dolphins from Kansas City on Oct. 19 ... Played in five games with the Kansas City Chiefs before being waived on Oct. 18 ... Totaled two tackles (one solo) in the season opener vs. San Diego (9/11) ... Made one solo stop at Houston (9/18) ... Recorded two solo tackles at Pittsburgh (10/2).

2015 (Chiefs) - Played in 14 contests ... Did not play in two games ... Totaled nine tackles (five solo) ... Made his first career tackle vs. Denver (9/17) ... Recorded two tackles (one solo) at Cincinnati (10/4) ... Tallied three stops (two solo) at Minnesota (10/18) ... Made two tackles (one solo) at Baltimore (12/20).

2014 (Chiefs) - Played in two games ... Inactive for three contests ... Signed to the active roster on Nov. 24 ... Spent the remainder of the season on Kansas City's practice squad ... Did not record any statistics ... Made his NFL debut at Arizona (Dec. 17) ... Also played vs. Oakland (12/14).

2013 (Steelers) - Missed the entire season due to injury ... Placed on injured reserve on Aug. 25.

COLLEGE

Four-year letterman and two-year starter at Samford (2009-12) ... Played in 40 career games ... Recorded 66 career tackles ... Started all 11 games as a senior in 2012 ... Totaled 31 tackles, eight tackles for loss, six sacks and one blocked kick ... Started all 11 games as a junior in 2011 ... Totaled 23 tackles (17 solo) and three tackles for loss ... Played in all 11 games as a sophomore in 2010 ... Totaled nine tackles (four solo) and one forced fumble ... Played in seven games as a redshirt freshman in 2009 ... Totaled three solo tackles ... Redshirted in 2008 ... Majored in public administration.



PERSONAL

Attended Minor High School in Birmingham, Ala. ... Totaled 25 tackles, two interceptions, one fumble recovery and one touchdown as a defensive lineman ... Also played offensive line ... Only played one year of high school football ... Born Feb. 21, 1990.

NICK WILLIAMS' NFL STATS

YEAR	TEAM	GP	GS	TACK	SK	INT	PD	FF	FR
2014	KC	2	0	0	0.0	0	0	0	0
2015	KC	14	0	9	0.0	0	0	0	0
2016	KC	5	0	5	0.0	0	0	0	0
	Miami	0	0	0	0.0	0	0	0	0
NFL TOTALS		21	0	14	0.0	0	0	0	0



SUPPLEMENTAL STATS





2016 MIAMI DOLPHINS REGULAR SEASON STATISTICS

MIAMI DOLPHINS / WEEK 7 / THROUGH MONDAY, OCTOBER 31, 2016

WON 3, LOST 4				RUSHING		No.	Yds	Avg	Long	TD			
09/11	L	10-12	at Seattle	69,012	Ajayi	84	535	6.4	62t	5			
09/18	L	24-31	at New England	66,829	Tannehill	20	78	3.9	17	1			
09/25	W	30-24 OT	Cleveland	65,176	Drake	15	68	4.5	12	1			
09/29	L	7-22	at Cincinnati	60,834	D. Williams	16	64	4.0	15	2			
10/09	L	17-30	Tennessee	64,425	Foster	22	55	2.5	9	0			
10/16	W	30-15	Pittsburgh	65,351	Pead	8	22	2.8	4	0			
10/23	W	28-25	Buffalo	65,658	Landry	3	18	6.0	13	0			
11/06			New York Jets		TEAM	168	840	5.0	62t	9			
11/13			at San Diego		OPPONENTS	218	949	4.4	60t	6			
11/20			at Los Angeles		RECEIVING	No.	Yds	Avg	Long	TD			
11/27			San Francisco		Landry	46	572	12.4	42t	1			
12/04			at Baltimore		Parker	23	295	12.8	50	1			
12/11			Arizona		Stills	16	317	19.8	74t	3			
12/17			at New York Jets		D. Williams	9	117	13.0	58	1			
12/24			at Buffalo		Sims	8	94	11.8	21	0			
01/01			New England		Cameron	8	60	7.5	13	1			
			Miami	Opp.	Ajayi	8	49	6.1	11	0			
TOTAL FIRST DOWNS			123	144	Foster	6	78	13.0	50	0			
Rushing			44	47	Drake	6	33	5.5	9	0			
Passing			70	82	Gray	3	81	27.0	53	0			
Penalty			9	15	D. Jones	3	12	4.0	8	0			
3rd Down: Made/Att			28/82	30/96	Carroo	2	14	7.0	12	0			
3rd Down Pct.			34.1	31.3	Pead	1	6	6.0	6	0			
4th Down: Made/Att			0/3	3/6	TEAM	139	1728	12.4	74t	7			
4th Down Pct.			0.0	50.0	OPPONENTS	150	1730	11.5	67t	10			
POSSESSION AVG.			27:40	32:20	INTERCEPTIONS	No.	Yds	Avg	Long	TD			
TOTAL NET YARDS			2447	2569	Abdul-Quddus	2	16	8.0	9	0			
Avg. Per Game			349.6	367.0	R. Jones	1	17	17.0	17	0			
Total Plays			399	473	Benwikere LG	1	1	1.0	1	0			
Avg. Per Play			6.1	5.4	TEAM	3	33	11.0	17	0			
NET YARDS RUSHING			840	949	OPPONENTS	7	53	7.6	27t	1			
Avg. Per Game			120.0	135.6	PUNTING	No.	Yds	Avg	Net	TB	In	Lg	B
Total Rushes			168	218	Darr	37	1713	46.3	40.7	3	13	66	0
NET YARDS PASSING			1607	1620	TEAM	37	1713	46.3	40.7	3	13	66	0
Avg. Per Game			229.6	231.4	OPPONENTS	36	1459	40.5	35.0	0	14	57	0
Sacked/Yards Lost			18/121	16/110	PUNT RETURNS	Ret	FC	Yds	Avg	Long	TD		
Gross Yards			1728	1730	Grant	11	0	129	11.7	74t	1		
Att./Completions			213/139	239/150	Landry	6	8	69	11.5	16	0		
Completion Pct.			65.3	62.8	TEAM	17	8	198	11.6	74t	1		
Had Intercepted			7	3	OPPONENTS	15	13	146	9.7	30	0		
PUNTS/AVERAGE			37/46.3	36/40.5	KICKOFF RETURNS	No.	Yds	Avg	Long	TD			
NET PUNTING AVG.			37/40.7	36/35.0	Grant	9	218	24.2	45	0			
PENALTIES/YARDS			53/518	51/415	Drake	2	32	16.0	17	0			
FUMBLES/BALL LOST			7/4	10/3	D. Williams	2	32	16.0	17	0			
TOUCHDOWNS			17	17	TEAM	13	282	21.7	45	0			
Rushing			9	6	OPPONENTS	12	230	19.2	25	0			
Passing			7	10	FIELD GOALS	1-19	20-29	30-39	40-49	50+			
Returns			1	1	Franks	0/ 0	3/ 5	5/ 5	1/ 1	0/1			
SCORE BY PERIODS	Q1	Q2	Q3	Q4	OT	PTS	TEAM	0/ 0	3/ 5	5/ 5	1/ 1	0/1	
TEAM	20	39	32	49	6	146	OPPONENTS	0/ 0	3/ 3	4/ 5	6/ 9	0/0	
OPPONENTS	45	53	20	41	0	159	Franks: (41G, 27B) (27G) (37G) () (24G) (30G, 23G, 30G,						
SCORING	TD-Ru-Pa-Rt	K-PAT	FG	S	PTS	TEAM	24B, 50N) (36G, 33G)						
Franks	0	0	0	0	15/15	9/12	0	42	OPP: (39G, 38G) (34G, 39N) (41N, 46G, 48G, 42N, 38G, 46N)				
Ajayi	5	5	0	0	0	0	30	(42G, 22G, 43G, 22G, 47G) (40G) () (29G)					
Stills	3	0	3	0	0	0	18						
D. Williams	3	2	1	0	0	0	18						
Landry	1	0	1	0	0	0	8						
Cameron	1	0	1	0	0	0	6						
Drake	1	1	0	0	0	0	6						
Grant	1	0	0	1	0	0	6						
Parker	1	0	1	0	0	0	6						
Tannehill	1	1	0	0	0	0	6						
TEAM	17	9	7	1	15/15	9/12	0	146					
OPPONENTS	17	6	10	1	12/14	13/17	0	159					
2-Pt Conv:	Landry, TM	1-1, OPP	3-3										
SACKS:	Suh 3.5, Branch 3, Wake 3, J. Jones 2.5, McCain 1, M. Thomas 1, M. Williams 1, R. Jones 0.5, Phillips 0.5, TM 16, OPP 18												
FUM/LOST:	Tannehill 4/2, Ajayi 1/1, Foster 1/0, Landry 1/1												
PASSING	Att	Cmp	Yds	Cmp%	Yds/Att	TD	TD%	Int	Int%	Long	Sack/Lost	Rating	
Tannehill	213	139	1728	65.3	8.11	7	3.3	7	3.3	74t	18/ 121	87.5	
TEAM	213	139	1728	65.3	8.11	7	3.3	7	3.3	74t	18/ 121	87.5	
OPPONENTS	239	150	1730	62.8	7.24	10	4.2	3	1.3	67t	16/ 110	93.3	



2016 MIAMI DOLPHINS INDIVIDUAL DEFENSIVE STATISTICS

PLAYER	GP	SOLO	ASST	TOT	SACKS	YDS	TFL	QBH	INT	PD	FF	FR
K. Alonso	7	34	28	62	0.0	0.0	4	3	0	0	0	2
R. Jones	6	31	20	51	0.5	0.5	4	0	1	4	0	0
I. Abdul-Quddus	7	19	15	34	0.0	0.0	1	2	2	4	0	0
N. Suh	7	16	16	32	3.5	26.5	4	9	0	1	0	0
X. Howard	4	19	9	28	0.0	0.0	0	0	0	2	1	0
B. Maxwell	6	20	7	27	0.0	0.0	0	0	0	8	2	0
K. Misi	3	11	11	22	0.0	0.0	0	0	0	0	0	0
T. Lippett	7	14	7	21	0.0	0.0	0	0	0	2	0	0
N. Hewitt	7	13	7	20	0.0	0.0	1	0	0	0	0	0
J. Jones	7	10	8	18	2.5	12.0	2	8	0	1	0	1
J. Jenkins	5	7	10	17	0.0	0.0	1	0	0	1	0	0
A. Branch	7	7	10	17	3.0	21.5	1	4	0	0	1	0
B. McCain	7	11	4	15	1.0	11.0	1	1	0	1	1	0
M. Thomas	7	10	5	15	1.0	14.0	1	1	0	0	1	0
D. Butler	5	9	4	13	0.0	0.0	2	0	0	0	0	0
J. Phillips	7	3	8	11	0.5	0.0	1	2	0	0	0	0
J. Warmsley	5	4	4	8	0.0	0.0	0	1	0	0	0	0
M. Williams	7	8	2	10	1.0	5.0	4	4	0	1	0	0
S. Paysinger	6	5	1	6	0.0	0.0	0	1	0	1	0	0
C. Wake	7	5	3	8	3.0	19.5	1	6	0	0	1	0
C. Jones	6	4	2	6	0.0	0.0	1	1	0	0	0	0
T. Fede	3	2	2	4	0.0	0.0	0	0	0	0	0	0
C. Chekwa	2	2	0	2	0.0	0.0	0	0	0	0	0	0
E. Mitchell	1	0	1	1	0.0	0.0	0	0	0	0	0	0
TOTALS		264	184	448	16.0	110.0	29	43	3	26	7	3

NOTE: Special teams and miscellaneous tackles/fumbles not included above

DEFENSIVE TOUCHDOWNS: None.

MISCELLANEOUS TACKLES: K. Stills - 3, J. Ajayi - 1, J. Cameron - 1, K. Drake - 1, J. James - 1, J. Landry - 1, D. Parker - 1.

MISCELLANEOUS FORCED FUMBLES: None.

MISCELLANEOUS FUMBLE RECOVERIES: J. James - 1, R. Tannehill - 1.



GAME-BY-GAME TEAM STATS

2016 MIAMI DOLPHINS GAME-BY-GAME STATISTICS																			
GAME	SCORE				FIRST DOWNS				3RD DOWN		4TH DOWN		NET YARDS						
	PTS	OPP	DIFF	OT	TOT	RUSH	PASS	PEN	CON	ATT	CON	ATT	TOT	RUSH	PASS	TO	PEN	YDS	TOP
at Seattle	10	12	-2	0	11	3	7	1	3	14	0	1	214	64	150	0	4	40	25:28
at New England	24	31	-7	0	23	2	19	2	5	10	0	1	457	70	387	4	5	49	23:14
CLEVELAND	30	24	6	OT	23	6	15	2	2	10	0	0	426	115	311	3	8	67	29:12
at Cincinnati	7	22	-15	0	8	3	5	0	2	11	0	1	222	62	160	2	7	68	21:58
TENNESSEE	17	30	-13	0	8	3	5	0	4	11	0	0	200	51	149	2	8	83	23:16
PITTSBURGH	30	15	15	0	24	12	10	2	7	14	0	0	474	222	252	0	8	95	36:30
BUFFALO	28	25	3	0	26	15	9	2	5	12	0	0	454	256	198	0	13	116	37:02
N.Y. JETS																			
at San Diego																			
at Los Angeles																			
SAN FRANCISCO																			
at Baltimore																			
ARIZONA																			
at N.Y. Jets																			
at Buffalo																			
NEW ENGLAND																			
TOTALS	146	159	-13	1	123	44	70	9	28	82	0	3	2447	840	1607	11	53	518	27:40

2016 OPPONENTS GAME-BY-GAME STATISTICS																			
GAME	SCORE				FIRST DOWNS				3RD DOWN		4TH DOWN		NET YARDS						
	PTS	OPP	DIFF	OT	TOT	RUSH	PASS	PEN	CON	ATT	CON	ATT	TOT	RUSH	PASS	TO	PEN	YDS	TOP
at Seattle	12	10	2	0	21	4	16	1	5	16	2	3	352	112	240	2	8	69	34:32
at New England	31	24	7	0	29	11	15	3	7	14	0	0	463	161	302	1	7	65	36:46
CLEVELAND	24	30	-6	OT	21	8	10	3	4	15	0	0	430	169	261	1	13	91	37:22
at Cincinnati	22	7	15	0	19	4	13	2	3	15	1	1	362	77	285	0	6	40	38:02
TENNESSEE	30	17	13	0	23	13	8	2	5	12	0	1	398	235	163	0	5	40	36:44
PITTSBURGH	15	30	-15	0	15	3	11	1	3	11	0	1	297	128	169	2	6	65	23:30
BUFFALO	25	28	-3	0	16	4	9	3	3	13	0	0	267	67	200	0	6	45	22:58
N.Y. JETS																			
at San Diego																			
at Los Angeles																			
SAN FRANCISCO																			
at Baltimore																			
ARIZONA																			
at N.Y. Jets																			
at Buffalo																			
NEW ENGLAND																			
TOTALS	159	146	13	1	144	47	82	15	30	96	3	6	2569	949	1620	6	51	415	32:20



GAME-BY-GAME TEAM DEFENSIVE STATS

2016 MIAMI DOLPHINS GAME-BY-GAME TEAM DEFENSIVE STATISTICS											
GAME	SOLO	ASST	TOT	SACKS	YDS	TFL	QBH	INT	PD	FF	FR
at Seattle	33	52	85	3	18	3	9	1	5	0	1
at New England	36	48	84	2	22	5	7	0	2	3	1
CLEVELAND	52	12	64	4	18	7	8	0	5	2	1
at Cincinnati	39	32	71	1	11	7	3	0	6	1	0
TENNESSEE	45	20	65	0	0	2	1	0	0	1	0
PITTSBURGH	28	12	40	2	20	0	6	2	7	0	0
BUFFALO	31	8	39	4	21	5	9	0	1	0	0
N.Y. JETS											
at San Diego											
at Los Angeles											
SAN FRANCISCO											
at Baltimore											
ARIZONA											
at N.Y. Jets											
at Buffalo											
NEW ENGLAND											
TOTALS	264	184	448	16	110	29	43	3	26	7	3

2016 MIAMI DOLPHINS TURNOVERS							
GAME	TAKEAWAYS			GIVEAWAYS			DIFF
	INT	FUM	TOTAL	INT	FUM	TOTAL	
at Seattle	1	1	2	0	0	0	+2
at New England	0	1	1	2	2	4	-3
CLEVELAND	0	1	1	2	1	3	-2
at Cincinnati	0	0	0	1	1	2	-2
TENNESSEE	0	0	0	2	0	2	-2
PITTSBURGH	2	0	2	0	0	0	+2
BUFFALO	0	0	0	0	0	0	0
N.Y. JETS							
at San Diego							
at Los Angeles							
SAN FRANCISCO							
at Baltimore							
ARIZONA							
at N.Y. Jets							
at Buffalo							
NEW ENGLAND							
TOTALS	3	3	6	7	4	11	-5



SPECIAL TEAMS STATS

2016 MIAMI DOLPHINS TEAM SPECIAL TEAMS STATISTICS								
GAME	SOLO	ASST	TOT	FF	FR	BFG	BPAT	BPNT
at Seattle	2	2	4	0	0	0	1	0
at New England	3	2	5	0	0	0	0	0
CLEVELAND	4	0	4	0	0	0	0	0
at Cincinnati	3	2	5	0	0	0	0	0
TENNESSEE	4	2	6	0	0	0	1	0
PITTSBURGH	3	0	3	0	0	0	0	0
BUFFALO	1	6	7	0	0	0	0	0
N.Y. JETS								
at San Diego								
at Los Angeles								
SAN FRANCISCO								
at Baltimore								
ARIZONA								
at N.Y. Jets								
at Buffalo								
NEW ENGLAND								
TOTALS	20	14	34	0	0	0	2	0

2016 MIAMI DOLPHINS INDIVIDUAL SPECIAL TEAMS STATISTICS								
PLAYER	SOLO	ASST	TOT	FF	FR	BFG	BPAT	BPNT
M. Thomas	6	3	9	0	0	0	0	0
M. Hull	4	2	6	0	0	0	0	0
M. Gray	1	2	3	0	0	0	0	0
N. Hewitt	2	1	3	0	0	0	0	0
W. Aikens	1	2	3	0	0	0	0	0
S. Paysinger	1	1	2	0	0	0	0	0
J. Lucas	0	2	2	0	0	0	0	0
D. Williams	1	0	1	0	0	0	0	0
I. Abdul-Quddus	1	0	1	0	0	0	0	0
K. Drake	1	0	1	0	0	0	0	0
B. McCain	1	0	1	0	0	0	0	0
M. Darr	1	0	1	0	0	0	0	0
C. Chekwa	0	1	1	0	0	0	0	0
C. Jones	0	0	0	0	0	0	1	0
J. Jones	0	0	0	0	0	0	1	0
TOTALS	20	14	34	0	0	0	2	0

2016 MIAMI DOLPHINS KICKOFF STATISTICS									
PLAYER	GP	KO	TB	PCT	YDS	AVG	RET	RET YDS	AVG START
A. Franks	7	31	19	61.3	2,005	64.7	12	230	23.9
TOTALS	7	31	19	61.3	2,005	64.7	12	230	23.9



DRIVE PRODUCTION

2016 MIAMI DOLPHINS GAME-BY-GAME DRIVE PRODUCTION										
GAME	POSS	TD	FGM	FGA	PUNT	INT	FUM	DWNS	TIME	SAF
at Seattle	12	1	1	2	7	0	0	1	1	0
at New England	12	3	1	1	4	2	2	0	0	0
CLEVELAND	15	4	1	1	6	2	1	0	1	0
at Cincinnati	11	1	0	0	7	1	1	1	0	0
TENNESSEE	10	1	1	1	6	2	0	0	0	0
PITTSBURGH	11	3	3	5	2	0	0	0	1	0
BUFFALO	12	3	2	2	5	0	0	0	2	0
N.Y. JETS										
at San Diego										
at Los Angeles										
SAN FRANCISCO										
at Baltimore										
ARIZONA										
at N.Y. Jets										
at Buffalo										
NEW ENGLAND										
TOTALS	83	16	9	12	37	7	4	2	5	0

2016 OPPONENTS GAME-BY-GAME DRIVE PRODUCTION										
GAME	POSS	TD	FGM	FGA	PUNT	INT	FUM	DWNS	TIME	SAF
at Seattle	12	1	2	2	6	1	1	1	0	0
at New England	12	4	1	2	4	0	1	0	1	0
CLEVELAND	13	1	3	6	5	0	1	0	0	0
at Cincinnati	12	1	5	5	4	0	0	0	2	0
TENNESSEE	12	4	1	1	5	0	0	1	1	0
PITTSBURGH	11	2	0	0	5	2	0	1	1	0
BUFFALO	11	3	1	1	7	0	0	0	0	0
N.Y. JETS										
at San Diego										
at Los Angeles										
SAN FRANCISCO										
at Baltimore										
ARIZONA										
at N.Y. Jets										
at Buffalo										
NEW ENGLAND										
TOTALS	83	16	13	17	36	3	3	3	5	0



RED ZONE PRODUCTION

2016 MIAMI DOLPHINS GAME-BY-GAME RED ZONE PRODUCTION											
GAME	POSS	TD	FGM	FGA	INT	FUM	DWNS	TIME	RZ PLAYS	RZ RUSH	RZ PASS
at Seattle	3	1	0	1	0	0	1	0	8	3	5
at New England	3	2	1	1	0	0	0	0	4	2	2
CLEVELAND	3	2	1	1	0	0	0	0	5	2	3
at Cincinnati	0	0	0	0	0	0	0	0	0	0	0
TENNESSEE	2	1	1	1	0	0	0	0	7	5	2
PITTSBURGH	6	2	3	4	0	0	0	0	19	10	9
BUFFALO	4	2	2	2	0	0	0	0	9	7	2
N.Y. JETS											
at San Diego											
at Los Angeles											
SAN FRANCISCO											
at Baltimore											
ARIZONA											
at N.Y. Jets											
at Buffalo											
NEW ENGLAND											
TOTALS	21	10	8	10	0	0	1	0	52	29	23

2016 OPPONENT GAME-BY-GAME RED ZONE PRODUCTION											
GAME	POSS	TD	FGM	FGA	INT	FUM	DWNS	TIME	RZ PLAYS	RZ RUSH	RZ PASS
at Seattle	2	1	1	1	0	0	0	0	7	2	5
at New England	4	3	1	1	0	0	0	0	8	4	4
CLEVELAND	3	1	0	2	0	0	0	0	6	3	3
at Cincinnati	3	1	2	2	0	0	0	0	10	5	5
TENNESSEE	3	3	0	0	0	0	0	0	8	4	4
PITTSBURGH	0	0	0	0	0	0	0	0	0	0	0
BUFFALO	3	2	1	1	0	0	0	0	7	3	4
N.Y. JETS											
at San Diego											
at Los Angeles											
SAN FRANCISCO											
at Baltimore											
ARIZONA											
at N.Y. Jets											
at Buffalo											
NEW ENGLAND											
TOTALS	18	11	5	7	0	0	0	0	46	21	25



PENALTIES

2016 GAME-BY-GAME PENALTIES						
GAME	MIAMI			OPPONENTS		
	PEN	YDS	1DWNS	PEN	YDS	1DWNS
at Seattle	4	40	1	8	69	1
at New England	5	49	3	7	65	2
CLEVELAND	8	67	3	13	91	2
at Cincinnati	7	68	2	6	40	0
TENNESSEE	8	83	2	5	40	0
PITTSBURGH	8	95	1	6	65	2
BUFFALO	13	116	3	6	45	2
N.Y. JETS						
at San Diego						
at Los Angeles						
SAN FRANCISCO						
at Baltimore						
ARIZONA						
at N.Y. Jets						
at Buffalo						
NEW ENGLAND						
TOTALS	53	518	15	51	415	9

REPLAY REVIEWS

2016 REPLAY CHALLENGES BY DOLPHINS		
GAME	INITIAL RULING	RULING
	None	

2016 REPLAY CHALLENGES BY OPPONENT		
GAME	INITIAL RULING	RULING
	None	

2016 REVIEWS BY REPLAY ASSISTANT		
GAME	INITIAL RULING	RULING
TENNESSEE (10/9)	J.Ajayi left guard for 4 yards, TOUCHDOWN.	Upheld
PITTSBURGH (10/16)	B.Roethlisberger pass short right intended for S.Coates INTERCEPTED by R.Jones at PIT 30. R.Jones to PIT 13 for 17 yards (J.James).	Upheld
BUFFALO (10/23)	R.Bush left guard for 1 yard, TOUCHDOWN.	Upheld



THIRD AND FOURTH DOWNS

2016 GAME-BY-GAME THIRD DOWNS						
GAME	MIAMI			OPPONENTS		
	MADE	ATT	PCT	MADE	ATT	PCT
at Seattle	3	14	21.4	5	16	31.3
at New England	5	10	50.0	7	14	50.0
CLEVELAND	2	10	20.0	4	15	27.0
at Cincinnati	2	11	18.0	3	15	20.0
TENNESSEE	4	11	36.0	5	12	42.0
PITTSBURGH	7	14	50.0	3	11	27.0
BUFFALO	5	12	42.0	3	13	23.0
N.Y. JETS						
at San Diego						
at Los Angeles						
SAN FRANCISCO						
at Baltimore						
ARIZONA						
at N.Y. Jets						
at Buffalo						
NEW ENGLAND						
TOTALS	28	82	34.1	30	96	31.3

2016 GAME-BY-GAME FOURTH DOWNS						
GAME	MIAMI			OPPONENTS		
	MADE	ATT	PCT	MADE	ATT	PCT
at Seattle	0	1	0.0	2	3	66.7
at New England	0	1	0.0	0	0	0.0
CLEVELAND	0	0	0.0	0	0	0.0
at Cincinnati	0	1	0.0	1	1	100.0
TENNESSEE	0	0	0.0	0	1	0.0
PITTSBURGH	0	0	0.0	0	1	0.0
BUFFALO	0	0	0.0	0	0	0.0
N.Y. JETS						
at San Diego						
at Los Angeles						
SAN FRANCISCO						
at Baltimore						
ARIZONA						
at N.Y. Jets						
at Buffalo						
NEW ENGLAND						
TOTALS	0	3	0.0	3	6	50.0



QUARTER-BY-QUARTER SCORING

2016 QUARTER-BY-QUARTER SCORING													
GAME	W/L	MIAMI						OPPONENTS					
		1Q	2Q	3Q	4Q	OT	TOT	1Q	2Q	3Q	4Q	OT	TOT
at Seattle	L	0	3	0	7	-	10	3	3	0	6	-	12
at New England	L	0	3	7	14	-	24	14	10	7	0	-	31
CLEVELAND	W	7	3	7	7	6	30	0	13	0	11	0	24
at Cincinnati	L	7	0	0	0	-	7	10	6	3	3	-	22
TENNESSEE	L	0	14	3	0	-	17	7	14	3	6	-	30
PITTSBURGH	W	3	13	7	7	-	30	8	0	0	7	-	15
BUFFALO	W	3	3	8	14	-	28	3	7	7	8	-	25
N.Y. JETS													
at San Diego													
at Los Angeles													
SAN FRANCISCO													
at Baltimore													
ARIZONA													
at N.Y. Jets													
at Buffalo													
NEW ENGLAND													
TOTALS	3-4	20	39	32	49	6	146	45	53	20	41	-	159

LONGEST DRIVES

2016 MIAMI DOLPHINS LONGEST DRIVES		
PLAYS	NET YARDS	TIME
15 (vs. Buffalo, 10/23)	88 (at New England, 9/18)	8:00 (vs. Buffalo, 10/23)

2016 OPPONENTS LONGEST DRIVES		
PLAYS	NET YARDS	TIME
14 (twice, most recent: at Cin., 9/29)	97 (vs. Pittsburgh, 10/16)	8:25 (at Cincinnati, 9/29)

GAME-BY-GAME INACTIVES

2016 MIAMI DOLPHINS GAME-BY-GAME INACTIVES							
at Seattle	Doughty	Parker	Peard	Ajayi	Pouncey	D. Thomas	Fede
at New England	Hunter	Lucas	Peard	D. Williams	Pouncey	Butler	D. Thomas
CLEVELAND	Hunter	Lucas	Foster	Paysinger	Pouncey	D. Thomas	Fede
at Cincinnati	Foster	Pouncey	Jenkins	Misi	Steen	Albert	Cameron
TENNESSEE	Howard	Foster	Jenkins	Misi	Tunsil	Albert	Cameron
PITTSBURGH	Howard	Benwikere	Aikens	Warmesley	Fede	Young	Cameron
BUFFALO	Howard	Benwikere	Warmesley	N. Williams	Fede	Sims	Cameron
N.Y. JETS							
at San Diego							
at Los Angeles							
SAN FRANCISCO							
at Baltimore							
ARIZONA							
at N.Y. Jets							
at Buffalo							
NEW ENGLAND							



GAME-BY-GAME STARTERS

2016 MIAMI DOLPHINS GAME-BY-GAME OFFENSE STARTERS											
GAME	WR	LT	LG	C	RG	RT	TE	WR	QB	RB	WR
at Seattle	Stills	Albert	Tunsil	Steen	Bushrod	James	Cameron	Landry	Tannehill	Foster	Carroo
at New England	Stills	Albert	Tunsil	Steen	Bushrod	James	Cameron	Landry	Tannehill	Foster	Parker
CLEVELAND	Stills	Albert	Tunsil	Steen	Bushrod	James	Cameron	Landry	Tannehill	Drake	Parker
at Cincinnati	Stills	Tunsil	Turner	Urbik	Bushrod	James	Sims	Landry	Tannehill	Carroo (WR)	Parker
TENNESSEE	Stills	Turner	Dal. Thomas	Pouncey	Bushrod	James	Sims	Landry	Tannehill	Ajayi	Gray (TE)
PITTSBURGH	Stills	Albert	Tunsil	Pouncey	Bushrod	James	Sims	Landry	Tannehill	Ajayi	Gray (TE)
BUFFALO	Stills	Albert	Tunsil	Pouncey	Bushrod	James	D. Jones	Landry	Tannehill	Ajayi	Gray (TE)
N.Y. JETS											
at San Diego											
at Los Angeles											
SAN FRANCISCO											
at Baltimore											
ARIZONA											
at N.Y. Jets											
at Buffalo											
NEW ENGLAND											

2016 MIAMI DOLPHINS GAME-BY-GAME DEFENSE STARTERS											
GAME	DE	DT	DT	DE	LB	LB	LB	CB	CB	S	S
at Seattle	J. Jones	Suh	Phillips	M. Williams	Alonso	Misi	M. Thomas (CB)	Maxwell	Howard	R. Jones	Abdul-Quddus
at New England	J. Jones	Suh	Phillips	M. Williams	Alonso	Misi	Jenkins	Maxwell	Howard	R. Jones	Abdul-Quddus
CLEVELAND	J. Jones	Suh	Phillips	M. Williams	Alonso	M. Thomas (CB)	Jenkins	Maxwell	Howard	R. Jones	Abdul-Quddus
at Cincinnati	J. Jones	Suh	Phillips	M. Williams	Alonso	Butler	Hewitt	Lippett	Howard	R. Jones	Abdul-Quddus
TENNESSEE	J. Jones	Suh	Phillips	M. Williams	Alonso	Butler	Hewitt	Lippett	Maxwell	R. Jones	Abdul-Quddus
PITTSBURGH	Branch	Suh	Phillips	Wake	Alonso	Jenkins	McCain (CB)	Lippett	Maxwell	R. Jones	Abdul-Quddus
BUFFALO	Branch	Suh	Phillips	Wake	Alonso	Jenkins	McCain (CB)	Lippett	Maxwell	M. Thomas	Abdul-Quddus
N.Y. JETS											
at San Diego											
at Los Angeles											
SAN FRANCISCO											
at Baltimore											
ARIZONA											
at N.Y. Jets											
at Buffalo											
NEW ENGLAND											



PARTICIPATION

2016 MIAMI DOLPHINS PARTICIPATION CHART																				
PLAYER	at SEA	at NE	CLE	at CIN	TEN	PIT	BUF	NYJ	at SD	at LA	SF	at BAL	ARZ	at NYJ	at BUF	NE	GP	GS	DNP	INA
Abdul-Quddus, Isa	S	S	S	S	S	S	S										7	7	0	0
Aikens, Walt	X	X	X	X	X	INA	X										6	0	0	1
Ajayi, Jay	INA	X	X	X	RB	RB	RB										6	3	0	1
Albert, Branden	LT	LT	LT	INA	INA	LT	LT										5	5	0	2
Alonso, Kiko	LB	LB	LB	LB	LB	LB	LB										7	7	0	0
Benwikere, Bene	NOR	NOR	NOR	NOR	NOR	INA	INA										0	0	0	2
Branch, Andre	X	X	X	X	X	DE	DE										7	2	0	0
Brendel, Jake	NOR	NOR	NOR	NOR	NOR	PS	PS										0	0	0	0
Burgess, James	PS	NOR	NOR	NOR	NOR	NOR	NOR										0	0	0	0
Bushrod, Jermon	RG	RG	RG	RG	RG	RG	RG										7	7	0	0
Butler, Donald	NOR	INA	X	LB	LB	X	X										5	2	0	1
Cameron, Jordan	TE	TE	TE	INA	INA	INA	INA										3	3	0	4
Carroo, Leonte	WR	X	X	WR	X	X	X										7	2	0	0
Chekwa, Chimdi	NOR	NOR	NOR	NOR	NOR	X	X										2	0	0	0
Culliver, Chris	PUP	PUP	PUP	PUP	PUP	PUP	PUP										0	0	0	0
Darr, Matt	X	X	X	X	X	X	X										7	0	0	0
Denney, John	X	X	X	X	X	X	X										7	0	0	0
Doughty, Brandon	INA	PS	PS	PS	PS	PS	PS										0	0	0	1
Douglas, Jamil	PS	PS	PS	X	PS	NOR	NOR										1	0	0	0
Drake, Kenyan	X	X	RB	X	X	X	X										7	1	0	0
Duarte, Thomas	PS	PS	PS	PS	PS	PS	PS										0	0	0	0
Ekpre-Olomu, Ifo	IR	IR	IR	IR	IR	IR	IR										0	0	0	0
Fede, Terrence	INA	X	INA	X	X	INA	INA										3	0	0	4
Foster, Arian	RB	RB	INA	INA	INA	X	X										4	2	0	3
Franks, Andrew	X	X	X	X	X	X	X										7	0	0	0
Grant, Jakeem	X	X	X	X	X	X	X										7	0	0	0
Gray, MarQueis	X	X	X	X	TE	TE	TE										7	3	0	0
Hendy, A.J.	PS	PS	PS	PS	PS	PS	PS										0	0	0	0
Hewitt, Neville	X	X	X	LB	LB	X	X										7	2	0	0
Howard, Xavien	CB	CB	CB	CB	INA	INA	INA										4	4	0	3
Hull, Mike	X	X	X	X	X	X	X										7	0	0	0
Hunter, Justin	X	INA	INA	NOR	NOR	NOR	NOR										1	0	0	2
James, Ja'Wuan	RT	RT	RT	RT	RT	RT	RT										7	7	0	0
Jenkins, Jelani	X	LB	LB	INA	INA	LB	LB										5	4	0	2
John, Ulrick	PS	PS	PS	PS	NOR	NOR	NOR										0	0	0	0
Jones, Chris	NOR	X	X	X	X	X	X										6	0	0	0
Jones, Dominique	NOR	NOR	NOR	NOR	X	X	TE										3	1	0	0
Jones, Jason	DE	DE	DE	DE	DE	X	X										7	5	0	0
Jones, Reshad	S	S	S	S	S	S	IR										6	6	0	0
Jordan, Dion	NFI	NFI	NFI	NFI	NFI	NFI	NFI										0	0	0	0
Laing, Cleyon	PS	PS	PS	PS	PS	PS	PS										0	0	0	0
Landry, Jarvis	WR	WR	WR	WR	WR	WR	WR										7	7	0	0
Lippett, Tony	X	X	X	CB	CB	CB	CB										7	4	0	0
Lucas, Jordan	X	INA	INA	X	X	X	X										5	0	0	2
Maxwell, Byron	CB	CB	CB	DNP	CB	CB	CB										6	6	1	0
McCain, Bobby	X	X	X	X	X	CB	CB										7	2	0	0
Misi, Koa	LB	LB	X	INA	INA	IR	IR										3	2	0	2
Mitchell, Earl	X	IR	IR	IR	IR	IR	IR										1	0	0	0
Moore, Matt	DNP	DNP	DNP	DNP	DNP	DNP	DNP										0	0	7	0
Orr, Leon	NOR	NOR	PS	PS	PS	X	X										2	0	0	0
Parker, DeVante	INA	WR	WR	WR	X	X	X										6	3	0	1
Paysinger, Spencer	X	X	INA	X	X	X	X										6	0	0	1
Pead, Isaiah	INA	INA	X	X	X	NOR	NOR										3	0	0	2
Perry, Seniorise	NOR	NOR	NOR	NOR	NOR	PS	PS										0	0	0	0
Phillips, Jordan	DT	DT	DT	DT	DT	DT	DT										7	7	0	0
Pitts, Lafayette	PS	PS	PS	PS	PS	PS	PS										0	0	0	0
Poole, Terry	NOR	NOR	NOR	NOR	NOR	PS	PS										0	0	0	0
Pouncey, Mike	INA	INA	INA	INA	C	C	C										3	3	0	4
Scott, Rashawn	PS	PS	PS	PS	PS	PS	PS										0	0	0	0
Sims, Dion	X	X	X	TE	TE	TE	INA										6	3	0	1
Steen, Anthony	C	C	C	INA	X	X	X										6	3	0	1
Stills, Kenny	WR	WR	WR	WR	WR	WR	WR										7	7	0	0
Suh, Ndamukong	DT	DT	DT	DT	DT	DT	DT										7	7	0	0
Tannehill, Ryan	QB	QB	QB	QB	QB	QB	QB										7	7	0	0
Thomas, Dallas	INA	INA	INA	DNP	LG	NOR	NOR										1	1	1	3
Thomas, Michael	CB	X	CB	X	X	X	S										7	3	0	0
Tunsil, Laremy	LG	LG	LG	LT	INA	LG	LG										6	6	0	1
Turner, Billy	X	X	X	LG	LT	NOR	NOR										5	2	0	0
Urbik, Kraig	X	X	X	C	X	X	X										7	1	0	0
Vigil, Zach	NFI	NFI	NFI	NFI	NFI	NFI	NFI										0	0	0	0
Wake, Cameron	X	X	X	X	X	DE	DE										7	2	0	0
Warmesley, Julius	X	X	X	X	X	INA	INA										5	0	0	2
Watts, Brandon	PS	PS	PS	PS	PS	PS	PS										0	0	0	0
Williams, Damien	X	INA	X	X	X	X	X										6	0	0	1
Williams, Jordan	PS	PS	NOR	NOR	NOR	NOR	NOR										0	0	0	0
Williams, Mario	DE	DE	DE	DE	DE	X	X										7	5	0	0
Williams, Nick	NOR	NOR	NOR	NOR	NOR	NOR	INA										0	0	0	1
Young, Sam	NOR	NOR	NOR	NOR	NOR	INA	X										1	0	0	1

LEGEND

POSITION IN CAPS = STARTER
 X = PLAYED/SUBSTITUTED
 DNP = DID NOT PLAY

INA = INACTIVE
 IR = INJURED RESERVE
 NOR = NOT ON ROSTER

SUSP = SUSPENDED
 PS = PRACTICE SQUAD
 PUP = PHYSICALLY UNABLE TO PERFORM

NFI - NON-FOOTBALL INJURY



THE LAST TIME... (TEAM)

WON IN OVERTIME

DOLPHINS:	9/25/16	Dolphins win vs. Cleveland, 30-24 <i>(11-yard touchdown run by Jay Ajayi)</i>
OPPONENT:	9/30/12	Cardinals win at Arizona, 24-21 <i>(Jay Feely 46-yard field goal 6:31 into overtime)</i>

WON BY SCORING IN THE LAST TWO MINUTES OF REGULATION

DOLPHINS:	12/1/14	Dolphins win at N.Y. Jets, 16-13 <i>(last score at 1:57)</i>
OPPONENT:	9/11/16	Seahawks win at Seattle, 12-10 <i>(last score at 0:35)</i>

TIED GAME BY SCORING IN THE LAST TWO MINUTES OF REGULATION

DOLPHINS:	12/21/14	Dolphins win vs. Minnesota, 37-35 <i>(tied game at 1:11)</i>
OPPONENT:	9/30/12	Cardinals tied at Arizona, 21-21 <i>(tied game at 0:22)</i>

SHUTOUT

DOLPHINS:	11/2/14	Dolphins win vs. San Diego, 37-0
OPPONENT:	12/22/13	Bills win at Buffalo, 19-0

WON BY 20-OR-MORE POINTS

DOLPHINS:	10/18/15	Dolphins win at Tennessee, 38-10
OPPONENT:	10/29/15	Patriots win at New England, 36-7

WON AFTER TRAILING BY 20-OR-MORE POINTS

DOLPHINS:	12/4/05	Dolphins win vs. Buffalo, 24-23 <i>(Bills ahead 21-0 in 1st Q)</i>
OPPONENT:	10/25/09	Saints win vs. New Orleans, 46-34 <i>(Dolphins ahead 24-3 in 2nd Q)</i>

HELD A 28-OR-MORE POINT LEAD

DOLPHINS:	10/18/15	Dolphins win at Tennessee, 38-10
OPPONENT:	10/29/15	Patriots win at New England, 36-7 (29)

HELD A 21-OR-MORE POINT LEAD

DOLPHINS:	10/26/14	Dolphins win at Tennessee, 38-10 <i>(Dolphins led by 21, 3rd Q)</i>
OPPONENT:	9/18/16	Patriots win at New England, 31-24 <i>(Patriots led 31-3, 3Q)</i>

SCORED 20-OR-MORE POINTS IN A QUARTER

DOLPHINS:	10/25/15	Dolphins win vs. Houston, 44-26 <i>(21 points, 1st Q / 20 points, 2nd Q)</i>
OPPONENT:	12/14/14	Patriots win at New England, 41-13 <i>(24 points, 3rd Q)</i>

SCORED 20-OR-MORE POINTS IN A HALF

DOLPHINS:	10/23/16	Dolphins win vs. Buffalo, 28-25 <i>(22 points, 2nd half)</i>
OPPONENT:	10/9/16	Dolphins loss vs. Tennessee, 30-17 <i>(21 points, 1st half)</i>

HELD OPPONENT WITHOUT A TOUCHDOWN

DOLPHINS:	11/13/14	Dolphins win vs. Buffalo, 22-9
OPPONENT:	12/22/13	Bills win at Buffalo, 19-0

TOUCHDOWNS SCORED BY OFFENSE AND DEFENSE

DOLPHINS:	10/25/15	Dolphins win vs. Houston, 44-26 <i>(5 offense, 1 defense)</i>
OPPONENT:	9/25/16	Dolphins win vs. Cleveland, 30-24 <i>(1 offense, 1 defense)</i>

TOUCHDOWNS SCORED BY OFFENSE, DEFENSE AND SPECIAL TEAMS

DOLPHINS:	11/1/09	Dolphins win at New York Jets, 30-25 <i>(1 offense, 1 defense, 2 special teams)</i>
OPPONENT:	10/4/10	Patriots win at New England, 41-14 <i>(2 offense, 1 defense, 2 special teams)</i>

SAFETY SCORED

DOLPHINS:	12/21/14	Terrence Fede blocked a Jeff Locke Punt out of the end zone vs. Minnesota
OPPONENT:	12/26/15	Ryan Tannehill was sacked in end zone vs Indianapolis



THE LAST TIME... (OFFENSE)

600-OR-MORE TOTAL NET YARDS OF OFFENSE

DOLPHINS:	N/A
OPPONENT:	9/12/11 Patriots win vs. New England, 38-24 <i>(622; 106 rushing, 516 passing)</i>

500-OR-MORE TOTAL NET YARDS OF OFFENSE

DOLPHINS:	10/25/15 Dolphins win vs. Houston, 44-26 <i>(503; 248 rushing, 255 passing)</i>
OPPONENT:	11/4/12 Colts win vs. Indianapolis, 23-20 <i>(516; 97 rushing, 419 passing)</i>

400-OR-MORE TOTAL NET YARDS OF OFFENSE

DOLPHINS:	10/23/16 Dolphins win vs. Buffalo, 28-25 <i>(454; 256 rushing, 198 passing)</i>
OPPONENT:	9/25/16 Dolphins win vs. Cleveland, 30-24 <i>(430; 169 rushing, 261 passing)</i>

300-OR-MORE NET YARDS RUSHING BY TEAM

DOLPHINS:	10/25/15 Dolphins win vs. Houston, 44-26
OPPONENT:	12/18/88 Steelers win at Pittsburgh, 40-24 (305)

200-OR-MORE NET YARDS RUSHING BY TEAM

DOLPHINS:	10/23/16 Dolphins win vs. Buffalo, 28-25 (256)
OPPONENT:	10/9/16 Dolphins loss vs. Tennessee, 30-17, (235)

INDIVIDUAL 200-YARD RUSHING GAME

DOLPHINS:	10/23/16 Jay Ajayi (28-214-1 TD) vs. Buffalo
OPPONENT:	12/7/86 Rueben Mayes (28-203-2 TDs) vs. New Orleans

INDIVIDUAL 150-YARD RUSHING GAME

DOLPHINS:	10/23/16 Jay Ajayi (28-214-1 TD) vs. Buffalo
OPPONENT:	10/4/15 Chris Ivory (29-166-1 TD) vs. New York Jets

INDIVIDUAL 100-YARD RUSHING GAME

DOLPHINS:	10/23/16 Jay Ajayi (28-214-1 TD) vs. Buffalo
OPPONENT:	10/9/16 DeMarco Murray (27-121-0 TDs) vs. Tennessee

TWO 100-YARD RUSHERS IN THE SAME GAME

DOLPHINS:	10/5/75 Mercury Morris (125 yards) and Don Nottingham (102 yards) at Green Bay
OPPONENT:	11/8/15 LeSean McCoy (112 yards) and Karlos Williams (110 yards) of Buffalo

CONSECUTIVE 100-YARD RUSHING GAMES

DOLPHINS:	10/16/16-10/23/15 Jay Ajayi (25-204-2 TDs) vs. Pittsburgh; Jay Ajayi (28-214-1 TD) vs. Buffalo
OPPONENT:	11/23/14-12/1/14 C.J. Anderson (27-167-1 TD) at Denver; Chris Johnson (17-105-0 TDs) at N.Y. Jets

COMBINED 200-YARD RUSHING BY TWO PLAYERS

DOLPHINS:	10/23/16 Jay Ajayi (214 yards) and Damien Williams (16 yards) vs. Buffalo
OPPONENT:	11/8/15 LeSean McCoy (112 yards) and Karlos Williams (110 yards) at Buffalo

INDIVIDUAL WITH 30-OR-MORE CARRIES

DOLPHINS:	11/27/03 31 by Ricky Williams (31-104) at Dallas
OPPONENT:	9/21/14 32 by Kniles Davis (32-132) vs. Kansas City

INDIVIDUAL WITH 25-OR-MORE CARRIES

DOLPHINS:	10/23/16 28 by Jay Ajayi (28-214-1 TD) vs. Buffalo
OPPONENT:	10/9/16 27 by DeMarco Murray (27-121-0 TDs) vs. Tennessee

RUSHING PLAY OF 80-OR-MORE YARDS

DOLPHINS:	10/25/15 85t by Lamar Miller vs. Houston
OPPONENT:	Has never happened

RUSHING PLAY OF 60-OR-MORE YARDS

DOLPHINS:	10/16/16 62 by Jay Ajayi vs. Pittsburgh
OPPONENT:	10/16/16 60 by Darrius Heyward-Bey vs. Pittsburgh

RUSHING PLAY OF 40-OR-MORE YARDS

DOLPHINS:	10/23/16 53 by Jay Ajayi vs. Buffalo
OPPONENT:	10/16/16 60 by Darrius Heyward-Bey vs. Pittsburgh

INDIVIDUAL WITH TWO-OR-MORE RUSHING TOUCHDOWNS

DOLPHINS:	10/16/16 Jay Ajayi (2) vs. Pittsburgh
OPPONENT:	12/27/15 Frank Gore (2) vs. Indianapolis

400 NET YARDS PASSING BY TEAM

DOLPHINS:	10/1/95 Dolphins win at Cincinnati, 26-23 (442)
OPPONENT:	11/4/12 Colts win at Indianapolis, 23-20 (419)

300 NET YARDS PASSING BY TEAM

DOLPHINS:	9/25/16 Dolphins win vs. Browns, 30-24 (311)
OPPONENT:	9/18/16 Patriots win at New England, 31-24 (304)

INDIVIDUAL WITH 50-OR-MORE PASS ATTEMPTS

DOLPHINS:	11/29/15 58 Ryan Tannehill (33-58-351-3 TDs-1 INT) at New York Jets
OPPONENT:	9/7/14 56 Tom Brady (29-56-249 -1 TD-0 INTs) vs. New England



THE LAST TIME... (OFFENSE)

INDIVIDUAL WITH 40-OR-MORE PASS ATTEMPTS

DOLPHINS:	9/18/16	45 Ryan Tannehill (32-45-389-2 TDs-2 INTs) at New England
OPPONENT:	9/11/16	43 Russell Wilson (27-43-258-1 TD-1 INT) vs. Seattle

INDIVIDUAL WITH 30-OR-MORE PASS COMPLETIONS

DOLPHINS:	9/18/16	32 Ryan Tannehill (32-45-389-2 TDs-2 INTs) at New England
OPPONENT:	12/14/15	31 Eli Manning (27-31-337-4 TDs-0 INTs) vs. N.Y. Giants

INDIVIDUAL WITH 25-OR-MORE PASS COMPLETIONS

DOLPHINS:	9/25/16	25 Ryan Tannehill (25-39-319-3 TDs-2 INTs) vs. Cleveland
OPPONENT:	9/11/16	27 Russell Wilson (27-43-258-1 TD-1 INT) at Seattle

NO SACKS ALLOWED

DOLPHINS:	10/16/16	Dolphins win vs. Pittsburgh, 30-15 <i>(32 attempts – Ryan Tannehill)</i>
OPPONENT:	10/9/16	Dolphins win vs. Tennessee, 30-17 <i>(29 attempts – Marcus Mariota)</i>

HIGHEST INDIVIDUAL PASSER RATING (MIN. 20 ATTEMPTS)

DOLPHINS:	10/25/15	158.3 – Ryan Tannehill (18-19-239-4 TDs) win at Houston, 44-26
OPPONENT:	12/28/14	158.3 – Geno Smith (20-25-358-3 TDs) vs. New York Jets, 37-24

INDIVIDUAL 300-YARD PASSING GAME

DOLPHINS:	9/25/16	319 Ryan Tannehill (25-39-3 TD-2 INT) vs. Cleveland
OPPONENT:	12/20/15	331 Philip Rivers (26-36-331-3 TD-2 INT) at San Diego

CONSECUTIVE 300-YARD PASSING GAMES

DOLPHINS:	9/18/16-9/25/16	389 Ryan Tannehill (32-45-3 TDs-2 INTs) at New England, 319 Ryan Tannehill (25-39-3 TDs-2 INTs) vs. Cleveland
OPPONENT:	12/14/15-12/20/15	Philip Rivers (26-36-331-3 TDs-2 INTs) at San Diego, Eli Manning (27-31-337-4 TDs-0 INTs) vs. N.Y. Giants

INDIVIDUAL FOUR-OR-MORE TOUCHDOWN PASSES

DOLPHINS:	10/25/15	4 Ryan Tannehill (18-19-239-4 TDs-0 INTs) win at Houston, 44-26
OPPONENT:	12/14/15	4 Eli Manning (27-31-337-4 TDs-0 INTs) vs. N.Y. Giants

INDIVIDUAL WITH THREE-OR-MORE TOUCHDOWN PASSES

DOLPHINS:	9/25/16	3 Ryan Tannehill (25-39-319-3 TDs-2 INTs) vs. Cleveland
OPPONENT:	10/9/16	3 Marcus Mariota (20-29-163-3 TDs-0 INTs) vs. Tennessee

INDIVIDUAL WITH 15-OR-MORE RECEPTIONS

DOLPHINS:	12/4/05	15 Chris Chambers (15-238-1 TD) vs. Buffalo
OPPONENT:	12/24/95	15 Isaac Bruce (15-210-1 TD) at St. Louis Rams

INDIVIDUAL WITH 10-OR-MORE RECEPTIONS

DOLPHINS:	9/18/16	10 Jarvis Landry (10-137-0 TDs) at New England
OPPONENT:	9/29/16	10 A.J. Green (10-173-1 TD) at Cincinnati

INDIVIDUAL WITH 200-YARD RECEIVING GAME

DOLPHINS:	9/30/12	253 Brian Hartline (12-253-1 TD) at Arizona
OPPONENT:	12/28/14	221 Eric Decker (10-221-1 TD) vs. New York Jets

INDIVIDUAL WITH 150-YARD RECEIVING GAME

DOLPHINS:	9/30/12	253 Brian Hartline (12-253-1 TD) at Arizona
OPPONENT:	9/29/16	173 A.J. Green (10-173-1 TD) at Cincinnati

INDIVIDUAL WITH 100-YARD RECEIVING GAME

DOLPHINS:	10/23/16	100 Kenny Stills (8-100-1 TD) vs. Buffalo
OPPONENT:	9/29/16	173 A.J. Green (10-173-1 TD) at Cincinnati

TWO 100-YARD RECEIVERS IN THE SAME GAME

DOLPHINS:	9/18/16	137 Jarvis Landry (10-137-0 TDs) at New England and 106 DeVante Parker (8-106-0 TDs) at New England
OPPONENT:	11/9/14	Calvin Johnson (7-113-1TD) and Golden Tate (11-109-0 TDs) at Detroit

CONSECUTIVE 100-YARD RECEIVING GAMES

DOLPHINS:	9/18/16-9/25/16	137 Jarvis Landry (10-137-0 TDs) at New England, 120 Jarvis Landry (7-120-1 TD) vs. Cleveland
OPPONENT:	9/25/16-9/29/16	Terrelle Pryor Sr. (8-144-0 TDs) vs. Cleveland, A.J. Green (10-173-1 TD) at Cincinnati

100-YARD RECEIVING IN A HALF

DOLPHINS:	9/18/16	DeVante Parker (8-106-0 TDs in the second half) at New England
OPPONENT:	9/29/16	A.J. Green (8-123-1 TD in the first half) at Cincinnati



THE LAST TIME... (OFFENSE)

PASS PLAY OF 90-OR-MORE YARDS

DOLPHINS:	Has never happened
OPPONENT:	9/12/11 99t, Tom Brady to Wes Welker vs. New England

PASS PLAY OF 80-OR-MORE YARDS

DOLPHINS:	9/30/12 80, Ryan Tannehill to Brian Hartline at Arizona
OPPONENT:	12/14/15 84, Eli Manning to Odell Beckham Jr. vs. N.Y. Giants

PASS PLAY OF 60-OR-MORE YARDS

DOLPHINS:	10/23/16 66t, Ryan Tannehill to Kenny Stills vs. Buffalo
OPPONENT:	1/3/16 63, Tom Brady to James White vs. New England

PASS PLAY OF 50-OR-MORE YARDS

DOLPHINS:	10/23/16 66t, Ryan Tannehill to Kenny Stills vs. Buffalo
OPPONENT:	9/29/16 51, Andy Dalton to A.J. Green at Cincinnati

PASS PLAY OF 40-OR-MORE YARDS

DOLPHINS:	10/23/16 66t, Ryan Tannehill to Kenny Stills vs. Buffalo
OPPONENT:	9/29/16 51, Andy Dalton to A.J. Green at Cincinnati

INDIVIDUAL WITH THREE-OR-MORE TOUCHDOWN RECEPTIONS

DOLPHINS:	12/21/98 Lamar Thomas (6-136-3 TDs) vs. Denver
OPPONENT:	12/20/15 Danny Woodhead (6-50-3 TDs) at San Diego

INDIVIDUAL WITH TWO-OR-MORE TOUCHDOWN RECEPTIONS

DOLPHINS:	9/27/15 Rishard Matthews (6-110-2 TDs) vs. Buffalo
OPPONENT:	9/18/16 Danny Amendola (4-50-2 TDs) at New England

LED TEAM IN BOTH RUSHING AND RECEIVING YARDS IN THE SAME GAME

DOLPHINS:	9/11/16 Arian Foster at Seattle (38 yards rushing and 62 yards receiving)
OPPONENT:	12/6/15 Buck Allen at Baltimore (63 yards rushing and 107 receiving yards)

100-YARD RUSHER & RECEIVER IN THE SAME GAME

DOLPHINS:	10/23/16 Jay Ajayi (214 yards rushing), Kenny Stills (100 yards receiving) vs. Buffalo
OPPONENT:	11/8/15 LeSean McCoy (112 yards rushing), Karlos Williams (110 yards rushing), Sammy Watkins (168 yards receiving) at Buffalo

100-YARD RUSHER, 100-YARD RECEIVER & 300-YARD PASSER IN THE SAME GAME

DOLPHINS:	12/1/91 Dan Marino (307 yards passing), Mark Higgs (131 yards rushing), Tony Martin (106 yards receiving)
OPPONENT:	12/21/08 Tyler Thigpen (320 yards passing), Larry Johnson (108 yards rushing), Jamaal Charles (102 receiving yards)

INDIVIDUAL WITH AT LEAST ONE RUSHING AND ONE RECEIVING TOUCHDOWN IN THE SAME GAME

DOLPHINS:	12/23/12 Reggie Bush (1 rushing, 2 receiving) vs. Buffalo
OPPONENT:	10/20/14 Danny Woodhead (1 rushing, 3 receiving) at San Diego

INDIVIDUAL WITH AT LEAST ONE RUSHING TOUCHDOWN AND ONE TOUCHDOWN PASS IN THE SAME GAME

DOLPHINS:	11/23/14 Ryan Tannehill (1 rushing, 3 passing) at Denver
OPPONENT:	10/9/16 Marcus Mariota (1 rushing, 3 passing) vs. Tennessee

NO TURNOVERS

DOLPHINS:	10/23/16 Dolphins win vs. Buffalo 28-25
OPPONENT:	10/23/16 Dolphins win vs. Buffalo 28-25

TOUCHDOWN SCORED ON FIRST DRIVE

DOLPHINS:	9/29/16 Dolphins loss at Cincinnati, 22-7
OPPONENT:	9/18/16 Patriots win at New England 31-24

SUCCESSFUL TWO POINT CONVERSION

DOLPHINS:	10/23/16 Ryan Tannehill pass to Jarvis Landry vs. Buffalo
OPPONENT:	10/16/16 Ben Roethlisberger pass to Le'Veon Bell vs. Pittsburgh

FAILED TWO POINT CONVERSION ATTEMPT

DOLPHINS:	12/26/15 Ryan Tannehill interception vs. Indianapolis
OPPONENT:	10/25/15 Brian Hoyer incomplete pass to Jonathan Grimes vs. Houston



THE LAST TIME... (DEFENSE)

HELD OPPONENT UNDER 100 NET YARDS OF TOTAL OFFENSE

DOLPHINS:	10/21/73	Dolphins held Buffalo to 76 net yds in a home win
OPPONENT:	10/12/80	New England held Dolphins to 88 net yds in a Dolphins road loss

HELD OPPONENT UNDER 150 NET YARDS OF TOTAL OFFENSE

DOLPHINS:	9/21/03	Dolphins held Buffalo to 118 net yds in a home win
OPPONENT:	12/22/12	Buffalo held Dolphins to 103 net yds in a Dolphins road loss

HELD OPPONENT UNDER 200 NET YARDS OF TOTAL OFFENSE

DOLPHINS:	1/3/16	Dolphins held New England to 196 net yds in a Dolphins home win
OPPONENT:	11/15/12	Buffalo held Dolphins to 184 net yds in a Dolphins road loss

HELD OPPONENT UNDER 300 NET YARDS OF TOTAL OFFENSE

DOLPHINS:	10/23/16	Dolphins held Buffalo to 267 net yds in a Dolphins home win
OPPONENT:	10/9/16	Tennessee held Dolphins to 200 net yds in a Dolphins home loss

HELD OPPONENT UNDER 30 YARDS RUSHING

DOLPHINS:	9/30/12	Dolphins held Arizona to 28 rushing yds in a road loss
OPPONENT:	11/29/15	New York Jets held Dolphins to 12 rushing yds in a road loss

HELD OPPONENT UNDER 50 YARDS RUSHING

DOLPHINS:	11/2/14	Dolphins held San Diego to 50 rushing yds in a Dolphins home win
OPPONENT:	12/20/15	San Diego held Dolphins to 44 rushing yds in a Dolphins road loss

HELD OPPONENT UNDER 75 YARDS RUSHING

DOLPHINS:	10/23/16	Dolphins held Buffalo to 67 rushing yds in a home win
OPPONENT:	10/9/16	Tennessee held Dolphins to 51 rushing yds in a Dolphins home loss

HELD OPPONENT UNDER 100 YARDS RUSHING

DOLPHINS:	9/29/16	Dolphins held Cincinnati to 77 rushing yds in an away loss
OPPONENT:	10/9/16	Tennessee held Dolphins to 51 rushing yds in a Dolphins home loss

HELD OPPONENT UNDER 100 NET YARDS PASSING

DOLPHINS:	12/1/14	Dolphins held N.Y. Jets to 49 net passing yds in win at N.Y. Jets
OPPONENT:	12/22/13	Buffalo held Dolphins to 89 net passing yds in Dolphins road loss

HELD OPPONENT UNDER 150 NET YARDS PASSING

DOLPHINS:	1/3/16	Dolphins held New England to 126 net passing yds in a Dolphins home win
OPPONENT:	10/9/16	Tennessee held Dolphins to 149 net passing yds in Dolphins home loss

TWO INTERCEPTION RETURNS FOR A TOUCHDOWN

DOLPHINS:	10/26/14	Louis Delmas (81yd TD) and Brent Grimes (22yd TD) at Jacksonville
OPPONENT:	10/25/09	Darren Sharper (42yd TD) and Tracy Porter (54yd TD) vs. New Orleans

INTERCEPTION RETURN FOR A TOUCHDOWN

DOLPHINS:	12/6/15	Derek Shelby (22yd TD) vs. Baltimore
OPPONENT:	9/25/16	Briean Boddy-Calhoun (27yd TD) vs. Cleveland

INDIVIDUAL WITH THREE-OR-MORE INTERCEPTIONS

DOLPHINS:	11/7/99	Sam Madison (3) vs. Tennessee
OPPONENT:	10/20/02	Nate Clements (3) at Buffalo

INDIVIDUAL WITH TWO-OR-MORE INTERCEPTIONS

DOLPHINS:	11/2/14	Brent Grimes (2) vs. San Diego
OPPONENT:	9/27/15	Preston Brown (2) vs. Buffalo

SEVEN-OR-MORE SACKS BY TEAM

DOLPHINS:	9/30/12	Dolphins recorded 8 sacks in a loss at Arizona
OPPONENT:	12/27/15	Indianapolis Colts recorded 7 sacks in a home win

SIX-OR-MORE SACKS BY TEAM

DOLPHINS:	10/18/15	Dolphins recorded 6 sacks in a win at Tennessee
OPPONENT:	10/9/16	Tennessee recorded 6 sacks in a road win

FIVE-OR-MORE SACKS BY TEAM

DOLPHINS:	10/18/15	Dolphins recorded 6 sacks in a win at Tennessee
OPPONENT:	10/9/16	Tennessee recorded 6 sacks in a road win

INDIVIDUAL WITH FOUR-OR-MORE SACKS

DOLPHINS:	10/18/15	Cameron Wake (4.0) at Tennessee
OPPONENT:		Has never happened

INDIVIDUAL WITH THREE-OR-MORE SACKS

DOLPHINS:	10/18/15	Cameron Wake (4.0) at Tennessee
OPPONENT:	12/7/14	Elvis Dumervil (3.5) vs. Baltimore

INDIVIDUAL WITH TWO-OR-MORE SACKS

DOLPHINS:	10/25/15	Cameron Wake (2.0) vs. Houston / Ndamukong Suh (2.0) vs. Houston
OPPONENT:	10/9/16	Brian Orakpo, Sean Spence and Derrick Morgan each had (2.0) vs. Tennessee

FUMBLE RECOVERED FOR TOUCHDOWN

DOLPHINS:	9/28/14	Cortland Finnegan (50) at Oakland (London)
OPPONENT:	12/20/07	Chinedum Ndukwue (54) at Cincinnati



THE LAST TIME... (SPECIAL TEAMS)

KICKOFF RETURN FOR A TOUCHDOWN

DOLPHINS: 11/15/12 Marcus Thigpen (96TD) at Buffalo
OPPONENT: 9/14/14 C.J. Spiller (102TD) at Buffalo

KICKOFF RETURN FOR A TOUCHDOWN ON THE OPENING KICKOFF

DOLPHINS: 12/5/71 Mercury Morris (94 yds) at New England
OPPONENT: 11/28/10 Jacoby Ford (101TD) at Oakland

KICKOFF RETURN FOR 50 YARDS OR MORE

DOLPHINS: 10/12/14 Jarvis Landry (54) vs. Green Bay
OPPONENT: 12/28/14 Chris Owusu (87) vs. New York Jets

PUNT RETURN FOR A TOUCHDOWN

DOLPHINS: 10/9/16 Jakeem Grant (74TD) vs. Tennessee
OPPONENT: 11/15/12 Leodis McKelvin (79TD) at Buffalo

PUNT RETURN FOR 50 YARDS OR MORE

DOLPHINS: 10/9/16 Jakeem Grant (74TD) vs. Tennessee
OPPONENT: 11/29/15 Jeremy Kerley (57) at New York Jets

BLOCKED PUNT RECOVERED FOR TOUCHDOWN

DOLPHINS: 10/28/12 Olivier Vernon at New York Jets
OPPONENT: 9/29/91 Chris Burkett vs. New York Jets

BLOCKED PUNT

DOLPHINS: 11/15/15 Zach Vigil at Philadelphia (*Blocked a Donnie Jones punt in the 2nd quarter*)
OPPONENT: 9/14/14 Boobie Dixon at Buffalo (*Block a Brandon Fields punt in the 1st quarter*)

BLOCKED PAT

DOLPHINS: 10/9/16 Dolphins (C. Jones) blocked Tennessee (R. Succop) extra point in Miami
OPPONENT: 11/15/09 Tampa Bay (D. Penn) blocked Dolphins (D. Carpenter) extra point

MISSED (NOT BLOCKED) PAT

DOLPHINS: 11/29/15 Andrew Franks at New York Jets
OPPONENT: 12/27/15 Adam Vinatieri vs. Indianapolis

BLOCKED FIELD GOAL

DOLPHINS: 11/9/14 Earl Mitchell at Detroit (Matt Prater 42-yd attempt)
OPPONENT: 10/16/16 Daniel McCullers vs. Pittsburgh (Andrew Franks 24-yd attempt)

BLOCKED FIELD GOAL RETURNED FOR A TD

DOLPHINS: 12/19/71 Curtis Johnson (47TD) on Tim Webster attempt vs. Green Bay
OPPONENT: 12/14/14 Kyle Arrington (62TD) on Caleb Sturgis attempt vs. New England

INDIVIDUAL WITH SIX-OR-MORE FIELD GOALS ATTEMPTED

DOLPHINS: 11/28/10 Dan Carpenter (4-6) at Oakland (49, 51SH, 23, 44, 49 WR, 25)
OPPONENT: 9/25/16 Cody Parkey (3-6) vs. Cleveland (41WL, 46, 48, 42 WL, 38, 46 WL)

INDIVIDUAL WITH SIX-OR-MORE FIELD GOALS MADE

DOLPHINS: 10/17/99 Olindo Mare (6-6) at New England (20, 33, 45, 45, 41, 53)
OPPONENT: N/A

INDIVIDUAL WITH FIVE-OR-MORE FIELD GOALS ATTEMPTED

DOLPHINS: 10/16/16 Andrew Franks (3-5) in Miami (30, 23, 30, 24B, 50 WL)
OPPONENT: 9/29/16 Mike Nugent (5-5) at Cincinnati (42, 22, 43, 22, 47)

INDIVIDUAL WITH FIVE-OR-MORE FIELD GOALS MADE

DOLPHINS: 10/31/10 Dan Carpenter (5-5) at Cincinnati (38, 42, 24, 54, 31)
OPPONENT: 9/29/16 Mike Nugent (5-5) at Cincinnati (42, 22, 43, 22, 47)

INDIVIDUAL WITH FOUR-OR-MORE FIELD GOALS ATTEMPTED

DOLPHINS: 10/16/16 Andrew Franks (3-5) in Miami (30, 23, 30, 24B, 50 WL)
OPPONENT: 9/29/16 Mike Nugent (5-5) at Cincinnati (42, 22, 43, 22, 47)

INDIVIDUAL WITH FOUR-OR-MORE FIELD GOALS MADE

DOLPHINS: 9/7/14 Caleb Sturgis (4-4) vs. New England (38, 24, 22, 27)
OPPONENT: 9/29/16 Mike Nugent (5-5) at Cincinnati (42, 22, 43, 22, 47)

INDIVIDUAL WITH THREE-OR-MORE FIELD GOALS ATTEMPTED

DOLPHINS: 10/16/16 Andrew Franks (3-5) in Miami (30, 23, 30, 24B, 50 WL)
OPPONENT: 9/29/16 Mike Nugent (5-5) at Cincinnati (42, 22, 43, 22, 47)

INDIVIDUAL WITH THREE-OR-MORE FIELD GOALS MADE

DOLPHINS: 10/16/16 Andrew Franks (3-5) in Miami (30, 23, 30, 24B, 50 WL)
OPPONENT: 9/29/16 Mike Nugent (5-5) at Cincinnati (42, 22, 43, 22, 47)

SUCCESSFUL ONSIDES KICK

DOLPHINS: 10/28/12 Dolphins win at New York Jets
OPPONENT: 12/18/11 Dolphins win at Buffalo

FAILED ONSIDES KICK ATTEMPT

DOLPHINS: 12/20/15 Dolphins loss at San Diego
OPPONENT: 10/23/16 Dolphins win vs. Buffalo

National Football League Game Summary

NFL Copyright © 2016 by The National Football League. All rights reserved. This summary and play-by-play is for the express purpose of assisting media in their coverage of the game; any other use of this material is prohibited without the written permission of the National Football League. Updated: 10/23/2016

Date: Sunday, 10/23/2016

Buffalo Bills at Miami Dolphins
at Hard Rock Stadium, Miami Gardens, Fla.

Start Time: 1:02 PM EDT

Game Day Weather

Game Weather: Partly Sunny
Played Outdoor on Turf: Natural Grass

Temp: 81° F (27.2° C) Humidity: 48%, Wind: NNE 11 mph

Officials

Referee: Allen, Brad (122)
Line Judge: Symonette, Thomas (100)
Back Judge: Hochuli, Shawn (83)

Umpire: Bryan, Fred (11)
Side Judge: Meslow, David (118)
Replay Official: Lapetina, Jim ()

Head Linesman: Mello, Jim (48)
Field Judge: Hill, Tom (97)

Lineups

Buffalo Bills

Miami Dolphins

Offense		Defense	
WR 88	M.Goodwin	DT 95	K.Williams
LT 77	C.Glenn	NT 97	C.Bryant
LG 64	R.Incognito	DE 92	A.Washington
C 70	E.Wood	OLB 55	J.Hughes
RG 76	J.Miller	WILL 53	Z.Brown
RT 79	J.Mills	MIKE 52	P.Brown
TE 85	C.Clay	OLB 57	L.Alexander
QB 5	T.Taylor	CB 28	R.Darby
FB 19	W.Powell	S 23	A.Williams
RB 25	L.McCoy	S 20	C.Graham
WR 17	J.Hunter	CB 24	S.Gilmore

Offense		Defense	
WR 10	K.Stills	DE 91	C.Wake
LT 76	B.Albert	DT 93	N.Suh
LG 67	L.Tunsil	DT 97	J.Phillips
C 51	M.Pouncey	DE 50	A.Branch
RG 74	J.Bushrod	CB 28	B.McCain
RT 70	J.James	LB 47	K.Alonso
TE 85	D.Jones	LB 53	J.Jenkins
QB 17	R.Tannehill	CB 41	B.Maxwell
RB 23	J.Ajayi	CB 36	T.Lippett
WR 14	J.Landry	S 24	I.Abdul-Quddus
TE 48	M.Gray	S 31	M.Thomas

Substitutions

Substitutions

K 2 D.Carpenter, QB 3 E.Manuel, P 6 C.Schmidt, WR 15 B.Tate, CB 21 N. Robey-Coleman, RB 22 R.Bush, S 26 R.Blanton, S 27 D.Williams, CB 29 K.Seymour, CB 30 C.White, RB 35 M.Gillislee, S 36 J.Meeks, FB 42 J.Felton, TE 47 M.Garner, LB 50 R.Humber, LB 51 B.Spikes, LB 56 L.McCray, LS 65 G.Sanborn, T 71 C.Kouandjio, G 72 R.Groy, TE 84 N.O'Leary, DE 90 S.Lawson, DE 91 L.Douzable, DE 94 J.Worthy

K 3 A.Franks, P 4 M.Darr, QB 8 M.Moore, WR 11 D.Parker, WR 19 J.Grant, CB 21 J.Lucas, RB 26 D.Williams, RB 29 A.Foster, RB 32 K.Drake, S 35 W.Aikens, DB 38 C.Chekwa, LB 42 S.Paysinger, LB 45 M.Hull, LB 46 N.Hewitt, DT 52 C.Jones, LB 56 D.Butler, C/G 60 K.Urbik, C/G 65 A.Steen, T 79 S.Young, WR 88 L.Caroo, LS 92 J.Denney, DE 94 M.Williams, DT 96 L.Orr, DE 98 J.Jones

Did Not Play

Did Not Play

Not Active

Not Active

QB 7 C.Jones, WR 10 R.Woods, RB 31 J.Williams, T 66 S.Henderson, C 67 P.Lewis, T 74 M.Ola, DT 99 M.Dareus

CB 25 X.Howard, CB 33 B.Benwikere, DE 73 J.Warmsley, DE 75 N.Williams, DE 78 T.Fede, TE 80 D.Sims, TE 84 J.Cameron

Field Goals (made () & missed)

	D.Carpenter	(29)	A.Franks	(36)	(33)			
			1	2	3	4	OT	Total
VISITOR:	Buffalo Bills		3	7	7	8	0	25
HOME:	Miami Dolphins		3	3	8	14	0	28

Scoring Plays

Team	Qtr	Time	Play Description (Extra Point) (Drive Info)	Visitor	Home
Dolphins	1	7:28	A.Franks 36 yd. Field Goal (15-64, 7:32)	0	3
Bills	1	0:49	D.Carpenter 29 yd. Field Goal (6-20, 1:59)	3	3
Bills	2	11:47	T.Taylor 10 yd. run (D.Carpenter kick) (7-40, 2:50)	10	3
Dolphins	2	3:47	A.Franks 33 yd. Field Goal (12-58, 8:00)	10	6
Bills	3	5:51	M.Goodwin 67 yd. pass from T.Taylor (D.Carpenter kick) (1-67, 0:09)	17	6
Dolphins	3	0:18	J.Ajayi 4 yd. run (R.Tannehill-J.Landry pass) (10-75, 5:33)	17	14
Dolphins	4	3:56	D.Williams 12 yd. run (A.Franks kick) (6-64, 3:49)	17	21
Dolphins	4	2:24	K.Stills 66 yd. pass from R.Tannehill (A.Franks kick) (3-70, 1:03)	17	28
Bills	4	0:14	R.Bush 1 yd. run (T.Taylor-R.Bush pass) (13-75, 2:10)	25	28

National Football League Game Summary

NFL Copyright © 2016 by The National Football League. All rights reserved. This summary and play-by-play is for the express purpose of assisting media in their coverage of the game; any other use of this material is prohibited without the written permission of the National Football League. Updated: 10/23/2016

Paid Attendance: 65,658

Time: 3:19

Final Individual Statistics

Buffalo Bills

RUSHING	ATT	YDS	AVG	LG	TD
T.Taylor	7	35	5.0	10	1
M.Gillislee	5	20	4.0	20	0
L.McCoy	8	11	1.4	4	0
R.Bush	1	1	1.0	1	1
J.Felton	1	0	0.0	0	0
Total	22	67	3.0	20	2

PASSING	ATT	CMP	YDS	SK/YD	TD	LG	IN	RT
T.Taylor	28	14	221	4/21	1	67	0	88.5
Total	28	14	221	4/21	1	67	0	88.5

PASS RECEIVING	TAR	REC	YDS	AVG	LG	TD
M.Goodwin	7	4	93	23.3	67	1
B.Tate	2	2	31	15.5	25	0
C.Clay	5	2	29	14.5	18	0
J.Hunter	4	2	25	12.5	15	0
W.Powell	4	2	23	11.5	13	0
R.Bush	2	1	13	13.0	13	0
N.O'Leary	1	1	7	7.0	7	0
Total	25	14	221	15.8	67	1

INTERCEPTIONS	NO	YDS	AVG	LG	TD
Total	0	0	0	0	0

PUNTING	NO	YDS	AVG	NET	TB	IN20	LG
C.Schmidt	7	316	45.1	41.1	0	2	57
Total	7	316	45.1	41.1	0	2	57

PUNT RETURNS	NO	YDS	AVG	FC	LG	TD
B.Tate	1	30	30.0	2	30	0
[DOWNED]	1	0	0.0	0	0	0
[TOUCHBACK]	1	0	0.0	0	0	0
Total	1	30	30.0	2	30	0

KICKOFF RETURNS	NO	YDS	AVG	FC	LG	TD
B.Tate	2	41	20.5	0	25	0
R.Bush	1	22	22.0	0	22	0
[TOUCHBACK]	3	0	0.0	0	0	0
Total	3	63	21.0	0	25	0

Miami Dolphins

RUSHING	ATT	YDS	AVG	LG	TD
J.Ajayi	28	214	7.6	53	1
R.Tannehill	6	21	3.5	13	0
D.Williams	4	16	4.0	12	1
A.Foster	3	5	1.7	3	0
Total	41	256	6.2	53	2

PASSING	ATT	CMP	YDS	SK/YD	TD	LG	IN	RT
R.Tannehill	25	15	204	1/6	1	66	0	99.4
Total	25	15	204	1/6	1	66	0	99.4

PASS RECEIVING	TAR	REC	YDS	AVG	LG	TD
K.Stills	8	5	100	20.0	66	1
J.Landry	8	5	78	15.6	26	0
D.Parker	4	3	20	6.7	9	0
A.Foster	3	1	4	4.0	4	0
J.Ajayi	1	1	2	2.0	2	0
D.Williams	1	0	0	0.0	0	0
Total	25	15	204	13.6	66	1

INTERCEPTIONS	NO	YDS	AVG	LG	TD
Total	0	0	0	0	0

PUNTING	NO	YDS	AVG	NET	TB	IN20	LG
M.Darr	5	175	35.0	25.0	1	0	45
Total	5	175	35.0	25.0	1	0	45

PUNT RETURNS	NO	YDS	AVG	FC	LG	TD
J.Grant	3	11	3.7	0	8	0
J.Landry	2	17	8.5	0	9	0
[DOWNED]	1	0	0.0	0	0	0
[OUT OF BOUNDS]	1	0	0.0	0	0	0
Total	5	28	5.6	0	9	0

KICKOFF RETURNS	NO	YDS	AVG	FC	LG	TD
J.Grant	3	59	19.7	0	23	0
J.Landry	1	2	2.0	0	2	0
[TOUCHBACK]	1	0	0.0	0	0	0
Total	4	61	15.3	0	23	0

Buffalo Bills

FUMBLES	FUM	LOST	OWN-REC	YDS	TD	FORCED	OPP-REC	YDS	TD	OUT-BDS
Total	0	0	0	0	0	0	0	0	0	0

Miami Dolphins

FUMBLES	FUM	LOST	OWN-REC	YDS	TD	FORCED	OPP-REC	YDS	TD	OUT-BDS
Total	0	0	0	0	0	0	0	0	0	0

Final Team Statistics

	Visitor Bills	Home Dolphins
TOTAL FIRST DOWNS	16	26
By Rushing	4	15
By Passing	9	9
By Penalty	3	2
THIRD DOWN EFFICIENCY	3-13-23%	5-12-42%
FOURTH DOWN EFFICIENCY	0-0-0%	0-0-0%
TOTAL NET YARDS	267	454
Total Offensive Plays (inc. times thrown passing)	54	67
Average gain per offensive play	4.9	6.8
NET YARDS RUSHING	67	256
Total Rushing Plays	22	41
Average gain per rushing play	3.0	6.2
Tackles for a loss-number and yards	3-15	2-3
NET YARDS PASSING	200	198
Times thrown - yards lost attempting to pass	4-21	1-6
Gross yards passing	221	204
PASS ATTEMPTS-COMPLETIONS-HAD INTERCEPTED	28-14-0	25-15-0
Avg gain per pass play (inc.# thrown passing)	6.3	7.6
KICKOFFS Number-In End Zone-Touchbacks	5-2-1	6-4-3
PUNTS Number and Average	7-45.1	5-35.0
Had Blocked	0	0
FGs - PATs Had Blocked	0-0	0-0
Net Punting Average	41.1	25.0
TOTAL RETURN YARDAGE (Not Including Kickoffs)	30	28
No. and Yards Punt Returns	1-30	5-28
No. and Yards Kickoff Returns	3-63	4-61
No. and Yards Interception Returns	0-0	0-0
PENALTIES Number and Yards	6-45	13-116
FUMBLES Number and Lost	0-0	0-0
TOUCHDOWNS	3	3
Rushing	2	2
Passing	1	1
EXTRA POINTS Made-Attempts	3-3	3-3
Kicking Made-Attempts	2-2	2-2
Passing Made-Attempts	1-1	1-1
FIELD GOALS Made-Attempts	1-1	2-2
RED ZONE EFFICIENCY	2-3-67%	2-4-50%
GOAL TO GO EFFICIENCY	2-2-100%	1-1-100%
SAFETIES	0	0
FINAL SCORE	25	28
TIME OF POSSESSION	22:58	37:02

Ball Possession And Drive Chart

Buffalo Bills

#	Time Recd	Time Lost	Time Poss	How Ball Obtained	Drive Began	# Play	Yds Gain	Yds Pen	Net Yds	1st Down	Last Scrm	How Given Up
1	7:28	4:22	3:06	Kickoff	BUF 25	4	13	-5	8	1	BUF 33	Punt
2	2:48	0:49	1:59	Punt	MIA 30	6	20	0	20	1	* MIA 10	Field Goal
3	14:37	11:47	2:50	Punt	MIA 40	7	40	0	40	3	* MIA 10	Touchdown
4	3:47	0:49	2:58	Kickoff	BUF 18	6	37	5	42	2	MIA 40	Punt
5	15:00	12:31	2:29	Kickoff	BUF 21	3	9	0	9	0	BUF 30	Punt
6	9:41	7:33	2:08	Punt	BUF 23	3	0	5	5	0	BUF 28	Punt
7	6:00	5:51	0:09	Punt	BUF 33	1	67	0	67	1	BUF 33	Touchdown
8	0:18	12:13	3:05	Kickoff	BUF 29	6	32	-5	27	2	MIA 44	Punt
9	9:20	7:45	1:35	Punt	BUF 20	3	-5	0	-5	0	BUF 15	Punt
10	3:56	3:27	0:29	Kickoff	BUF 25	3	0	0	0	0	BUF 25	Punt
11	2:24	0:14	2:10	Kickoff	BUF 25	13	54	21	75	6	* MIA 1	Touchdown

(349) Average BUF 32

Miami Dolphins

#	Time Recd	Time Lost	Time Poss	How Ball Obtained	Drive Began	# Play	Yds Gain	Yds Pen	Net Yds	1st Down	Last Scrm	How Given Up
1	15:00	7:28	7:32	Kickoff	MIA 18	15	79	-15	64	5	* BUF 18	Field Goal
2	4:22	2:48	1:34	Punt	MIA 12	3	3	0	3	0	MIA 15	Punt
3	0:49	14:37	1:12	Kickoff	MIA 27	4	26	-25	1	1	MIA 28	Punt
4	11:47	3:47	8:00	Kickoff	MIA 27	12	68	-10	58	5	* BUF 15	Field Goal
5	0:49	0:00	0:49	Punt	MIA 13	2	18	0	18	1	MIA 30	End of Half
6	12:31	9:41	2:50	Punt	MIA 31	5	9	-5	4	2	MIA 35	Punt
7	7:33	6:00	1:33	Punt	MIA 32	3	-1	0	-1	0	MIA 31	Punt
8	5:51	0:18	5:33	Kickoff	MIA 25	10	75	0	75	6	* BUF 4	Touchdown
9	12:13	9:20	2:53	Punt	MIA 1	5	59	0	59	1	BUF 40	Punt
10	7:45	3:56	3:49	Punt	MIA 36	6	49	15	64	4	* BUF 12	Touchdown
11	3:27	2:24	1:03	Punt	MIA 30	3	70	0	70	1	MIA 34	Touchdown
12	0:14	0:00	0:14	Kickoff	BUF 45	1	-1	0	-1	0	BUF 45	End of Game

(307) Average MIA 26

* inside opponent's 20

Time of Possession by Quarter		1st	2nd	3rd	4th	OT	Total
Visitor	Buffalo Bills	5:05	5:48	5:04	7:01		22:58
Home	Miami Dolphins	9:55	9:12	9:56	7:59		37:02
Kickoff Drive No.-Start Average		Bills: 6 - BUF 24		Dolphins: 4 - MIA 24			

Final Defensive Statistics

Buffalo Bills	Regular Defensive Plays											Special Teams					Misc				
	TKL	AST	COMB	SK	/ YDS	TFL	Q	IN	PD	FF	FR	TKL	AST	FF	FR	BL	TKL	AST	FF	FR	
R.Darby	8	0	8	0	0	0	0	0	0	0	0	0	0	0	0	0	0	0	0	0	0
C.Graham	7	1	8	0	0	0	0	0	3	0	0	0	0	0	0	0	0	0	0	0	0
Z.Brown	6	0	6	0	0	1	0	0	0	0	0	0	0	0	0	0	0	0	0	0	0
P.Brown	4	1	5	0	0	0	1	0	0	0	0	0	0	0	0	0	0	0	0	0	0
L.Alexander	4	0	4	1	6	2	2	0	0	0	0	1	0	0	0	0	0	0	0	0	0
R.Blanton	4	0	4	0	0	0	0	0	0	0	0	3	0	0	0	0	0	0	0	0	0
K.Williams	4	0	4	0	0	0	0	0	0	0	0	0	0	0	0	0	0	0	0	0	0
L.Douzable	3	1	4	0	0	1	0	0	0	0	0	0	0	0	0	0	0	0	0	0	0
A.Williams	2	2	4	0	0	0	0	0	0	0	0	0	0	0	0	0	0	0	0	0	0
J.Hughes	1	1	2	0	0	0	0	0	1	0	0	0	0	0	0	0	0	0	0	0	0
L.McCray	1	1	2	0	0	0	0	0	0	0	0	0	0	0	0	0	0	0	0	0	0
S.Gilmore	1	0	1	0	0	0	0	0	1	0	0	0	0	0	0	0	0	0	0	0	0
N.Robey-Coleman	1	0	1	0	0	0	0	0	0	0	0	0	0	0	0	0	0	0	0	0	0
B.Spikes	1	0	1	0	0	0	0	0	0	0	0	0	0	0	0	0	0	0	0	0	0
S.Lawson	1	0	1	0	0	0	0	0	0	0	0	0	0	0	0	0	0	0	0	0	0
C.White	1	0	1	0	0	0	0	0	0	0	0	0	0	0	0	0	0	0	0	0	0
C.Bryant	0	1	1	0	0	0	0	0	0	0	0	0	0	0	0	0	0	0	0	0	0
J.Meeks	0	0	0	0	0	0	0	0	1	0	0	2	0	0	0	0	0	0	0	0	0
M.Gillislee	0	0	0	0	0	0	0	0	0	0	0	2	0	0	0	0	0	0	0	0	0
R.Humber	0	0	0	0	0	0	0	0	0	0	0	0	1	0	0	0	0	0	0	0	0
G.Sanborn	0	0	0	0	0	0	0	0	0	0	0	0	1	0	0	0	0	0	0	0	0
Total	49	8	57	1	6	4	3	0	6	0	0	8	2	0	0	0	0	0	0	0	0

TKL = Tackle AST = Assist COMB = Combined QH=QB Hit IN = Interception PD = Pass Defense FF = Forced Fumble FR = Fumble Recovery

Miami Dolphins	Regular Defensive Plays											Special Teams					Misc				
	TKL	AST	COMB	SK	/ YDS	TFL	QH	IN	PD	FF	FR	TKL	AST	FF	FR	BL	TKL	AST	FF	FR	
K.Alonso	5	1	6	0	0	0	0	0	0	0	0	0	0	0	0	0	0	0	0	0	0
T.Lippett	4	0	4	0	0	0	0	0	0	0	0	0	0	0	0	0	0	0	0	0	0
I.Abdul-Quddus	3	0	3	0	0	0	0	0	1	0	0	0	0	0	0	0	0	0	0	0	0
N.Hewitt	3	0	3	0	0	0	0	0	0	0	0	0	1	0	0	0	0	0	0	0	0
D.Butler	3	0	3	0	0	0	0	0	0	0	0	0	0	0	0	0	0	0	0	0	0
M.Thomas	2	1	3	0	0	0	0	0	0	0	0	0	1	0	0	0	0	0	0	0	0
J.Jones	2	0	2	1	4	1	1	0	0	0	0	0	0	0	0	0	0	0	0	0	0
M.Williams	2	0	2	0	0	2	1	0	0	0	0	0	0	0	0	0	0	0	0	0	0
J.Jenkins	2	0	2	0	0	0	0	0	0	0	0	0	0	0	0	0	0	0	0	0	0
C.Wake	1	1	2	1.5	8	1	2	0	0	0	0	0	0	0	0	0	0	0	0	0	0
N.Suh	1	1	2	1	6	1	3	0	0	0	0	0	0	0	0	0	0	0	0	0	0
B.Maxwell	1	1	2	0	0	0	0	0	0	0	0	0	0	0	0	0	0	0	0	0	0
A.Branch	0	2	2	0.5	3	0	1	0	0	0	0	0	0	0	0	0	0	0	0	0	0
B.McCain	1	0	1	0	0	0	0	0	0	0	0	0	0	0	0	0	0	0	0	0	0
C.Jones	1	0	1	0	0	0	0	0	0	0	0	0	0	0	0	0	0	0	0	0	0
J.Phillips	0	1	1	0	0	0	0	0	0	0	0	0	0	0	0	0	0	0	0	0	0
W.Aikens	0	0	0	0	0	0	0	0	0	0	0	1	0	0	0	0	0	0	0	0	0
J.Lucas	0	0	0	0	0	0	0	0	0	0	0	0	2	0	0	0	0	0	0	0	0
C.Chekwa	0	0	0	0	0	0	0	0	0	0	0	0	1	0	0	0	0	0	0	0	0
M.Hull	0	0	0	0	0	0	0	0	0	0	0	0	1	0	0	0	0	0	0	0	0
Total	31	8	39	4	21	5	8	0	1	0	0	1	6	0	0	0	0	0	0	0	0

Buffalo Bills vs Miami Dolphins
10/23/2016 at Hard Rock Stadium
First Half Summary

PERIOD SCORES

Bills 3 7 = 10
Dolphins 3 3 = 6

TIME OF POSSESSION

Bills 10:53
Dolphins 19:07

Scoring Plays

Team	Qtr	Time	Play Description (Extra Point) (Drive Info)	Visitor	Home
Dolphins	1	7:28	A.Franks 36 yd. Field Goal (15-64, 7:32)	0	3
Bills	1	0:49	D.Carpenter 29 yd. Field Goal (6-20, 1:59)	3	3
Bills	2	11:47	T.Taylor 10 yd. run (D.Carpenter kick) (7-40, 2:50)	10	3
Dolphins	2	3:47	A.Franks 33 yd. Field Goal (12-58, 8:00)	10	6

	Buffalo Bills	Miami Dolphins
TOTAL FIRST DOWNS	7	12
First Downs Rushing-Passing-by Penalty	1 - 6 - 0	7 - 5 - 0
THIRD DOWN EFFICIENCY	2-5-40%	3-7-43%
TOTAL NET YARDS	110	194
Total Offensive Plays	22	34
NET YARDS RUSHING	21	108
NET YARDS PASSING	89	86
Gross Yards Passing	94	86
Times thrown-yards lost attempting to pass	1-5	0-0
Pass Attempts-Completions-Had Intercepted	12 - 8 - 0	17 - 10 - 0
Punts-Number and Average	2 - 36	2 - 28.5
Penalties-Number and Yards	2 - 10	7 - 65
Fumbles-Number and Lost	0 - 0	0 - 0
Red Zone Efficiency	1-2-50%	0-2-0%
Average Drive Start	BUF 43	MIA 19

Buffalo Bills

Miami Dolphins

RUSHING						RUSHING					
	ATT	YDS	AVG	LG	TD		ATT	YDS	AVG	LG	TD
T.Taylor	2	11	5.5	10	1	J.Ajayi	12	99	8.3	17	0
L.McCoy	6	9	1.5	3	0	R.Tannehill	3	7	2.3	4	0
M.Gillislee	1	1	1.0	1	0	A.Foster	2	2	1.0	2	0
Total	9	21	2.3	10	1	Total	17	108	6.4	17	0

PASSING										PASSING							
	ATT	CMP	YDS	SK/YD	TD	LG	IN	RT		ATT	CMP	YDS	SK/YD	TD	LG	IN	RT
T.Taylor	12	8	94	1/5	0	18	0	90.3	R.Tannehill	17	10	86	0/0	0	26	0	72.2
Total	12	8	94	1/5	0	18	0	90.3	Total	17	10	86	0/0	0	26	0	72.2

PASS RECEIVING								PASS RECEIVING												
	TAR	REC	YDS	AVG	LG	TD		TAR	REC	YDS	AVG	LG	TD		TAR	REC	YDS	AVG	LG	TD
C.Clay	2	2	29	14.5	18	0	K.Stills	6	4	34	8.5	14	0	J.Landry	5	3	39	13.0	26	0
J.Hunter	3	2	25	12.5	15	0	D.Parker	3	2	11	5.5	9	0	J.Ajayi	1	1	2	2.0	2	0
M.Goodwin	4	2	17	8.5	15	0	A.Foster	1	0	0	0.0	0	0	D.Williams	1	0	0	0.0	0	0
R.Bush	2	1	13	13.0	13	0	Total	17	10	86	8.6	26	0							
W.Powell	1	1	10	10.0	10	0														
Total	12	8	94	11.8	18	0														

Buffalo Bills

Regular Defensive Plays

Special Teams

Misc

	TKL	AST	COMB	SK	/ YDS	TFL	Q	IN	PD	FF	FR	TKL	AST	FF	FR	BL	TKL	AST	FF	FR
Z.Brown	5	0	5	0	0	1	0	0	0	0	0	0	0	0	0	0	0	0	0	0
C.Graham	5	0	5	0	0	0	0	0	2	0	0	0	0	0	0	0	0	0	0	0
R.Darby	4	0	4	0	0	0	0	0	0	0	0	0	0	0	0	0	0	0	0	0
A.Williams	2	2	4	0	0	0	0	0	0	0	0	0	0	0	0	0	0	0	0	0
Total	16	2	18	0	0	1	0	0	2	0	0	0	0	0	0	0	0	0	0	0

First Half Summary

Miami Dolphins	Regular Defensive Plays											Special Teams					Misc				
	TKL	AST	COMB	SK	/ YDS	TFL	QH	IN	PD	FF	FR	TKL	AST	FF	FR	BL	TKL	AST	FF	FR	
T.Lippett	3	0	3	0	0	0	0	0	0	0	0	0	0	0	0	0	0	0	0	0	0
I.Abdul-Quddus	2	0	2	0	0	0	0	0	0	0	0	0	0	0	0	0	0	0	0	0	0
K.Alonso	2	0	2	0	0	0	0	0	0	0	0	0	0	0	0	0	0	0	0	0	0
D.Butler	2	0	2	0	0	0	0	0	0	0	0	0	0	0	0	0	0	0	0	0	0
Total	9	0	9	0	0	0	0	0	0	0	0	0	0	0	0	0	0	0	0	0	0

First Quarter

10/23/2016

Play By Play

BUF wins the coin toss and elects to defer. MIA elects to Receive, and BUF elects to defend the east goal.

D.Carpenter kicks 66 yards from BUF 35 to MIA -1. J.Grant to MIA 18 for 19 yards (J.Meeks).

Miami Dolphins at 15:00, (1st play from scrimmage 14:53)

1-10-MIA 18	(14:53) J.Ajayi right guard to MIA 28 for 10 yards (P.Brown; A.Williams).	R1
<u>1-10-MIA 28</u>	(14:15) R.Tannehill pass short right to K.Stills to MIA 32 for 4 yards (R.Darby).	
2-6-MIA 32	(13:34) (Shotgun) J.Ajayi right guard to MIA 43 for 11 yards (C.Graham).	R2
	<i>Penalty on BUF-J.Hughes, Defensive Offside, declined.</i>	
<u>1-10-MIA 43</u>	(13:07) S.Young reported in as eligible. J.Ajayi left tackle to BUF 48 for 9 yards (C.Graham).	
2-1-BUF 48	(12:31) (Shotgun) R.Tannehill pass short left to D.Parker to BUF 46 for 2 yards (P.Brown).	P3
<u>1-10-BUF 46</u>	(11:48) R.Tannehill pass short left to J.Ajayi to BUF 44 for 2 yards (Z.Brown).	
2-8-BUF 44	(11:12) <i>PENALTY on MIA-J.Bushrod, False Start, 5 yards, enforced at BUF 44 - No Play.</i>	
2-13-BUF 49	(10:55) R.Tannehill pass incomplete short right to J.Landry.	
3-13-BUF 49	(10:49) (Shotgun) R.Tannehill pass short middle to K.Stills to BUF 35 for 14 yards (A.Williams).	P4
<u>1-10-BUF 35</u>	(10:13) (Shotgun) R.Tannehill pass incomplete short right to J.Landry (J.Hughes).	
2-10-BUF 35	(10:07) J.Ajayi right end to BUF 31 for 4 yards (Z.Brown).	
3-6-BUF 31	(9:26) (Shotgun) R.Tannehill pass short left to K.Stills to BUF 20 for 11 yards (C.Graham).	P5
<u>1-10-BUF 20</u>	(8:50) J.Ajayi left end to BUF 20 for no gain (Z.Brown).	
	<i>PENALTY on MIA-M.Pouncey, Offensive Holding, 10 yards, enforced at BUF 20 - No Play.</i>	
1-20-BUF 30	(8:23) (Shotgun) R.Tannehill pass incomplete short right to D.Williams.	
2-20-BUF 30	(8:19) (Shotgun) J.Ajayi up the middle to BUF 18 for 12 yards (C.Graham).	
3-8-BUF 18	(7:40) (Shotgun) R.Tannehill pass incomplete short middle to K.Stills (S.Gilmore).	
4-8-BUF 18	(7:32) (Field Goal formation) A.Franks 36 yard field goal is GOOD, Center-J.Denney, Holder-M.Darr.	

BUF 0 MIA 3, 15 plays, 64 yards, 7:32 drive, 7:32 elapsed

A.Franks kicks 65 yards from MIA 35 to end zone, Touchback.

Buffalo Bills at 7:28

1-10-BUF 25	(7:28) (Shotgun) T.Taylor pass short right to M.Goodwin to BUF 40 for 15 yards (B.Maxwell).	P1
<u>1-10-BUF 40</u>	(6:51) (Shotgun) L.McCoy left guard to BUF 42 for 2 yards (D.Butler).	
2-8-BUF 42	(6:18) (Shotgun) T.Taylor scrambles left end pushed ob at BUF 43 for 1 yard (N.Hewitt).	
3-7-BUF 43	(5:48) (Shotgun) <i>PENALTY on BUF-T.Taylor, Delay of Game, 5 yards, enforced at BUF 43 - No Play.</i>	
3-12-BUF 38	(5:14) (Shotgun) T.Taylor sacked at BUF 33 for -5 yards (C.Wake).	
4-17-BUF 33	(4:49) (Punt formation) C.Schmidt punts 45 yards to MIA 22, Center-G.Sanborn. J.Grant to MIA 25 for 3 yards (M.Gillisle).	
	<i>PENALTY on MIA-W.Aikens, Offensive Holding, 10 yards, enforced at MIA 22.</i>	

Miami Dolphins at 4:22

1-10-MIA 12	(4:22) S.Young reported in as eligible. J.Ajayi left guard to MIA 12 for no gain (Z.Brown).	
2-10-MIA 12	(3:50) (Shotgun) J.Ajayi left guard to MIA 15 for 3 yards (L.Douzable).	
3-7-MIA 15	(3:13) (Shotgun) R.Tannehill pass incomplete short left to K.Stills (C.Graham).	
	<i>Penalty on MIA-J.Bushrod, Offensive Holding, declined.</i>	
4-7-MIA 15	(3:01) (Punt formation) M.Darr punts 45 yards to BUF 40, Center-J.Denney. B.Tate to MIA 30 for 30 yards (W.Aikens).	

Buffalo Bills at 2:48

1-10-MIA 30	(2:48) L.McCoy left end to MIA 27 for 3 yards (N.Suh; M.Thomas).	
2-7-MIA 27	(2:12) (Shotgun) T.Taylor pass short right to J.Hunter ran ob at MIA 12 for 15 yards.	P2
<u>1-10-MIA 12</u>	(1:42) L.McCoy right guard to MIA 10 for 2 yards (K.Alonso).	
2-8-MIA 10	(1:05) T.Taylor pass incomplete short right to M.Goodwin.	
3-8-MIA 10	(:58) (Shotgun) T.Taylor pass incomplete short right to J.Hunter.	
4-8-MIA 10	(:53) (Field Goal formation) D.Carpenter 29 yard field goal is GOOD, Center-G.Sanborn, Holder-C.Schmidt.	

BUF 3 MIA 3, 6 plays, 20 yards, 1:59 drive, 14:11 elapsed

D.Carpenter kicks 61 yards from BUF 35 to MIA 4. J.Grant to MIA 27 for 23 yards (R.Blanton).

Miami Dolphins at 0:49, (1st play from scrimmage 0:42)

1-10-MIA 27	(:42) R.Tannehill pass deep left to J.Landry pushed ob at BUF 47 for 26 yards (N.Robey-Coleman).	P6
	<i>PENALTY on MIA-J.Landry, Taunting, 15 yards, enforced at BUF 47.</i>	

Buffalo Bills vs Miami Dolphins at Hard Rock Stadium

1-10-MIA 38 (:23) R.Tannehill pass incomplete deep left to D.Parker [L.Alexander].

2-10-MIA 38 (:17) (Shotgun) A.Foster left guard to MIA 38 for no gain (A.Williams).

END OF QUARTER

	Score	Time Poss	First Downs				Efficiencies	
			R	P	X	T	3 Down	4 Down
Buffalo Bills	3	5:05	0	2	0	2	0/2	0/0
Miami Dolphins	3	9:55	2	4	0	6	2/4	0/0

Second Quarter

10/23/2016

Play By Play

Miami Dolphins continued.

- 3-10-MIA 38 (15:00) (Shotgun) R.Tannehill pass incomplete short left to A.Foster (C.Graham) [P.Brown].
- 4-10-MIA 38 (14:52) (Punt formation) M.Darr punts 45 yards to BUF 17, Center-J.Denney, fair catch by B.Tate.
PENALTY on MIA-K.Drake, Offensive Holding, 10 yards, enforced at MIA 38 - No Play.
- 4-20-MIA 28 (14:45) (Punt formation) M.Darr punts 12 yards to MIA 40, Center-J.Denney, downed by MIA-S.Paysinger.

Buffalo Bills at 14:37

- 1-10-MIA 40 (14:37) (Shotgun) L.McCoy right tackle to MIA 38 for 2 yards (K.Alonso).
- 2-8-MIA 38 (14:08) (Shotgun) T.Taylor pass short left to M.Goodwin to MIA 36 for 2 yards (T.Lippett).
- 3-6-MIA 36 (13:36) (Shotgun) T.Taylor pass short middle to R.Bush to MIA 23 for 13 yards (B.McCain). P3
- 1-10-MIA 23 (12:52) (Shotgun) L.McCoy up the middle to MIA 20 for 3 yards (I.Abdul-Quddus). MIA-K.Alonso was injured during the play. His return is Questionable.
- 2-7-MIA 20 (12:26) (Shotgun) T.Taylor pass incomplete deep right to R.Bush.
- 3-7-MIA 20 (12:17) (Shotgun) T.Taylor pass short left to J.Hunter pushed ob at MIA 10 for 10 yards (T.Lippett). P4
- 1-10-MIA 10 (11:57) (Shotgun) T.Taylor right end for 10 yards, TOUCHDOWN. R5
D.Carpenter extra point is GOOD, Center-G.Sanborn, Holder-C.Schmidt.

BUF 10 MIA 3, 7 plays, 40 yards, 2:50 drive, 3:13 elapsed
--

D.Carpenter kicks 66 yards from BUF 35 to MIA -1. J.Grant to MIA 16 for 17 yards (L.Alexander).

PENALTY on BUF-C.White, Offside on Free Kick, 5 yards, enforced at BUF 35 - No Play.

D.Carpenter kicks 60 yards from BUF 30 to MIA 10. J.Grant to MIA 27 for 17 yards (R.Blanton).

Miami Dolphins at 11:47, (1st play from scrimmage 11:34)

- 1-10-MIA 27 (11:34) S.Young reported in as eligible. J.Ajayi right end pushed ob at MIA 38 for 11 yards (R.Darby). R7
- 1-10-MIA 38 (11:03) J.Ajayi left guard to MIA 47 for 9 yards (B.Spikes).
- 2-1-MIA 47 (10:30) A.Foster right end to MIA 49 for 2 yards (L.Douzable; A.Williams). R8
- 1-10-MIA 49 (9:48) R.Tannehill pass short right to J.Landry pushed ob at BUF 37 for 14 yards (R.Darby). P9
- 1-10-BUF 37 (8:53) J.Ajayi up the middle to BUF 23 for 14 yards (C.Graham). R10
- 1-10-BUF 23 (8:15) J.Ajayi right tackle to BUF 24 for -1 yards (L.Douzable).
- 2-11-BUF 24 (7:36) (Shotgun) R.Tannehill pass short middle to D.Parker to BUF 15 for 9 yards (S.Gilmore).
- 3-2-BUF 15 (6:53) (Shotgun) R.Tannehill scrambles right end ran ob at BUF 11 for 4 yards (P.Brown). R11
Timeout #1 by MIA at 06:13.
- 1-10-BUF 11 (6:13) S.Young reported in as eligible. J.Ajayi left end to BUF 5 for 6 yards (C.Graham). BUF-A.Williams was injured during the play. He is Out.
PENALTY on MIA-L.Tunsil, Offensive Holding, 10 yards, enforced at BUF 11 - No Play.
Penalty on MIA-J.Landry, Unnecessary Roughness, declined.
- 1-20-BUF 21 (5:55) R.Tannehill pass short right to K.Stills to BUF 16 for 5 yards (R.Darby).
- 2-15-BUF 16 (5:20) (Shotgun) R.Tannehill scrambles up the middle to BUF 14 for 2 yards (L.Alexander).
- 3-13-BUF 14 (4:31) (Shotgun) R.Tannehill pass short middle to J.Landry to BUF 15 for -1 yards (Z.Brown).
- 4-14-BUF 15 (3:54) (Field Goal formation) A.Franks 33 yard field goal is GOOD, Center-J.Denney, Holder-M.Darr.

BUF 10 MIA 6, 12 plays, 58 yards, 8:00 drive, 11:13 elapsed
--

A.Franks kicks 63 yards from MIA 35 to BUF 2. B.Tate to BUF 18 for 16 yards (J.Lucas; N.Hewitt).

Buffalo Bills at 3:47, (1st play from scrimmage 3:41)

- 1-10-BUF 18 (3:41) (Shotgun) *PENALTY on MIA-J.Phillips, Neutral Zone Infraction, 5 yards, enforced at BUF 18 - No Play.*
- 1-5-BUF 23 (3:41) (Shotgun) M.Gillislee up the middle to BUF 24 for 1 yard (D.Butler).
- 2-4-BUF 24 (3:12) (Shotgun) T.Taylor pass deep left to C.Clay to BUF 42 for 18 yards (I.Abdul-Quddus). P6
- 1-10-BUF 42 (2:35) (Shotgun) T.Taylor pass short middle to C.Clay to MIA 47 for 11 yards (N.Hewitt). P7

Two-Minute Warning

- 1-10-MIA 47 (2:00) (Shotgun) L.McCoy up the middle to MIA 50 for -3 yards (J.Phillips; A.Branch).
- 2-13-MIA 50 (1:31) (No Huddle, Shotgun) T.Taylor pass short left to W.Powell to MIA 40 for 10 yards (T.Lippett).
- 3-3-MIA 40 (1:04) (No Huddle, Shotgun) T.Taylor pass incomplete short right to M.Goodwin.
- 4-3-MIA 40 (:56) (Punt formation) C.Schmidt punts 27 yards to MIA 13, Center-G.Sanborn, out of bounds.

Miami Dolphins at 0:49

- 1-10-MIA 13 (:49) J.Ajayi left tackle to MIA 30 for 17 yards (Z.Brown). R12
Timeout #2 by MIA at 00:41.
- 1-10-MIA 30 (:41) (Shotgun) R.Tannehill scrambles right end to MIA 31 for 1 yard (S.Lawson).

Buffalo Bills vs Miami Dolphins at Hard Rock Stadium

END OF QUARTER

	Score	Time Poss	First Downs				Efficiencies	
			R	P	X	T	3 Down	4 Down
Buffalo Bills	10	5:48	1	4	0	5	2/3	0/0
Miami Dolphins	6	9:12	5	1	0	6	1/3	0/0

Third Quarter

10/23/2016

Play By Play

BUF elects to Receive, and MIA elects to defend the goal.

A.Franks kicks 66 yards from MIA 35 to BUF -1. R.Bush to BUF 21 for 22 yards (J.Lucas; C.Chekwa).

Buffalo Bills at 15:00, (1st play from scrimmage 14:53)

- 1-10-BUF 21 (14:53) (Shotgun) L.McCoy right end to BUF 25 for 4 yards (K.Alonso).
Timeout #1 by BUF at 14:07.
- 2-6-BUF 25 (14:07) (Shotgun) T.Taylor scrambles up the middle to BUF 30 for 5 yards (M.Thomas).
- 3-1-BUF 30 (13:51) R.Groy reported in as eligible. J.Felton left tackle to BUF 30 for no gain (D.Butler).
- 4-1-BUF 30 (12:53) (Punt formation) C.Schmidt punts 47 yards to MIA 23, Center-G.Sanborn. J.Grant to MIA 31 for 8 yards (R.Blanton).

Miami Dolphins at 12:31

- 1-10-MIA 31 (12:31) J.Ajayi right end to MIA 40 for 9 yards (R.Blanton).
- 2-1-MIA 40 (11:53) J.Ajayi left guard to MIA 42 for 2 yards (J.Hughes). R13
- 1-10-MIA 42 (11:15) S.Young reported in as eligible. J.Ajayi left end to MIA 44 for 2 yards (P.Brown; J.Hughes).
PENALTY on MIA-B.Albert, Offensive Holding, 10 yards, enforced at MIA 42 - No Play.
- 1-20-MIA 32 (10:58) (Shotgun) R.Tannehill pass incomplete short right to M.Gray [J.Hughes].
PENALTY on BUF-S.Gilmore, Defensive Holding, 5 yards, enforced at MIA 32 - No Play. X14
- 1-10-MIA 37 (10:44) (Shotgun) R.Tannehill pass incomplete deep right to K.Stills (C.Graham).
- 2-10-MIA 37 (10:37) J.Ajayi up the middle to MIA 35 for -2 yards (L.Alexander).
- 3-12-MIA 35 (9:55) (Shotgun) R.Tannehill pass incomplete deep left to J.Landry (J.Meeks).
- 4-12-MIA 35 (9:48) (Punt formation) M.Darr punts 42 yards to BUF 23, Center-J.Denney, fair catch by B.Tate.

Buffalo Bills at 9:41

- 1-10-BUF 23 (9:41) *PENALTY on MIA-J.Phillips, Encroachment, 5 yards, enforced at BUF 23 - No Play.*
- 1-5-BUF 28 (9:41) L.McCoy right guard to BUF 26 for -2 yards (M.Williams).
- 2-7-BUF 26 (9:01) (Shotgun) T.Taylor pass short right to B.Tate to BUF 32 for 6 yards (K.Alonso; B.Maxwell).
- 3-1-BUF 32 (8:21) (Shotgun) T.Taylor sacked at BUF 28 for -4 yards (J.Jones).
- 4-5-BUF 28 (7:42) (Punt formation) C.Schmidt punts 43 yards to MIA 29, Center-G.Sanborn. J.Grant pushed ob at MIA 32 for 3 yards (M.Gillislee).

Miami Dolphins at 7:33

- 1-10-MIA 32 (7:33) S.Young reported in as eligible. R.Tannehill sacked at MIA 26 for -6 yards (L.Alexander).
- 2-16-MIA 26 (6:56) (Shotgun) J.Ajayi up the middle to MIA 29 for 3 yards (C.Graham).
- 3-13-MIA 29 (6:28) (No Huddle, Shotgun) R.Tannehill scrambles right end to MIA 31 for 2 yards (K.Williams).
Penalty on MIA-J.Bushrod, Offensive Holding, declined.
- 4-11-MIA 31 (6:07) (Punt formation) M.Darr punts 36 yards to BUF 33, Center-J.Denney, fair catch by B.Tate.

Buffalo Bills at 6:00

- 1-10-BUF 33 (6:00) (Shotgun) T.Taylor pass short right to M.Goodwin for 67 yards, TOUCHDOWN. P8
D.Carpenter extra point is GOOD, Center-G.Sanborn, Holder-C.Schmidt.

BUF 17 MIA 6, 1 plays, 67 yards, 0:09 drive, 9:09 elapsed

D.Carpenter kicks 65 yards from BUF 35 to end zone, Touchback.

Miami Dolphins at 5:51

- 1-10-MIA 25 (5:51) J.Ajayi right tackle to MIA 35 for 10 yards (C.Graham; L.McCray). R15
- 1-10-MIA 35 (5:24) (Shotgun) J.Ajayi right guard to MIA 37 for 2 yards (P.Brown).
- 2-8-MIA 37 (4:42) R.Tannehill pass short right to D.Parker to MIA 46 for 9 yards (R.Darby). P16
- 1-10-MIA 46 (4:01) A.Foster right tackle to MIA 49 for 3 yards (L.McCray).
- 2-7-MIA 49 (3:23) (Shotgun) R.Tannehill pass short left to J.Landry pushed ob at BUF 30 for 21 yards (R.Blanton). P17
- 1-10-BUF 30 (2:49) (Shotgun) J.Ajayi up the middle to BUF 26 for 4 yards (K.Williams).
- 2-6-BUF 26 (2:18) J.Ajayi left tackle to BUF 19 for 7 yards (L.Douzable). R18
- 1-10-BUF 19 (1:35) (Shotgun) R.Tannehill left end pushed ob at BUF 6 for 13 yards (R.Blanton). R19
- 1-6-BUF 6 (1:01) J.Ajayi right tackle to BUF 4 for 2 yards (R.Darby).
- 2-4-BUF 4 (:25) J.Ajayi left tackle for 4 yards, TOUCHDOWN. R20
(Pass formation) TWO-POINT CONVERSION ATTEMPT. R.Tannehill pass to J.Landry is complete. ATTEMPT SUCCEEDS.

BUF 17 MIA 14, 10 plays, 75 yards, 5:33 drive, 14:42 elapsed

A.Franks kicks 61 yards from MIA 35 to BUF 4. B.Tate to BUF 29 for 25 yards (M.Thomas; M.Hull).

Buffalo Bills vs Miami Dolphins at Hard Rock Stadium

Buffalo Bills at 0:18, (1st play from scrimmage 0:11)

1-10-BUF 29 (:11) (Shotgun) M.Gillislee right guard to BUF 49 for 20 yards (I.Abdul-Quddus).

R9

END OF QUARTER

	Score	Time Poss	First Downs				Efficiencies	
			R	P	X	T	3 Down	4 Down
Buffalo Bills	17	5:04	1	1	0	2	0/2	0/0
Miami Dolphins	14	9:56	5	2	1	8	0/2	0/0

Fourth Quarter

10/23/2016

Play By Play

Buffalo Bills continued.

<u>1-10-BUF 49</u>	(15:00) (Shotgun) T.Taylor pass short right to M.Goodwin ran ob at MIA 42 for 9 yards.	
2-1-MIA 42	(14:40) (No Huddle, Shotgun) T.Taylor scrambles left end ran ob at MIA 37 for 5 yards (K.Alonso).	R10
<u>1-10-MIA 37</u>	(14:05) (Shotgun) M.Gillislee left tackle to MIA 33 for 4 yards (C.Jones).	
2-6-MIA 33	(13:23) (No Huddle, Shotgun) T.Taylor pass incomplete deep left to J.Hunter.	
3-6-MIA 33	(13:16) (Shotgun) T.Taylor sacked at MIA 39 for -6 yards (N.Suh).	
4-12-MIA 39	(12:31) (Punt formation) <i>PENALTY on BUF, Delay of Game, 5 yards, enforced at MIA 39 - No Play.</i>	
4-17-MIA 44	(12:22) (Punt formation) C.Schmidt punts 43 yards to MIA 1, Center-G.Sanborn, downed by BUF-B.Tate.	

Miami Dolphins at 12:13

1-10-MIA 1	(12:13) J.Ajayi up the middle to MIA 3 for 2 yards (J.Hughes; C.Bryant).	
2-8-MIA 3	(11:37) J.Ajayi right tackle to BUF 44 for 53 yards (R.Darby). MIA-J.Landry was injured during the play. His return is Questionable.	R21
<u>1-10-BUF 44</u>	(10:56) (Shotgun) D.Williams left guard to BUF 44 for no gain (C.White).	
2-10-BUF 44	(10:12) (Shotgun) R.Tannehill pass short right to A.Foster pushed ob at BUF 40 for 4 yards (R.Blanton).	
3-6-BUF 40	(9:37) (Shotgun) R.Tannehill pass incomplete short middle to A.Foster.	
4-6-BUF 40	(9:28) (Punt formation) M.Darr punts 40 yards to end zone, Center-J.Denney, Touchback.	

Buffalo Bills at 9:20

1-10-BUF 20	(9:20) Direct snap to M.Gillislee. M.Gillislee right end to BUF 10 for -10 yards (M.Williams).	
2-20-BUF 10	(8:42) (Shotgun) T.Taylor scrambles right end pushed ob at BUF 15 for 5 yards (N.Hewitt).	
3-15-BUF 15	(8:02) (Shotgun) T.Taylor pass incomplete short left [M.Williams].	
4-15-BUF 15	(7:55) (Punt formation) C.Schmidt punts 57 yards to MIA 28, Center-G.Sanborn. J.Landry to MIA 36 for 8 yards (L.Alexander).	

Miami Dolphins at 7:45

1-10-MIA 36	(7:45) J.Ajayi right end to MIA 36 for no gain (Z.Brown).	
	<i>PENALTY on BUF-J.Hughes, Face Mask (15 Yards), 15 yards, enforced at MIA 36 - No Play.</i>	X22
<u>1-10-BUF 49</u>	(7:17) J.Ajayi left tackle to BUF 47 for 2 yards (K.Williams).	
2-8-BUF 47	(6:51) S.Young reported in as eligible. J.Ajayi right guard to BUF 46 for 1 yard (Z.Brown).	
	Timeout #1 by MIA at 05:57.	
3-7-BUF 46	(5:57) (Shotgun) R.Tannehill pass short right to J.Landry to BUF 28 for 18 yards (R.Darby).	P23
<u>1-10-BUF 28</u>	(5:19) J.Ajayi right guard to BUF 14 for 14 yards (C.Graham). MIA-J.Ajayi was injured during the play. His return is Questionable.	R24
<u>1-10-BUF 14</u>	(4:49) D.Williams right guard to BUF 12 for 2 yards (K.Williams).	
2-8-BUF 12	(4:12) (Shotgun) D.Williams left guard for 12 yards, TOUCHDOWN.	R25
	A.Franks extra point is GOOD, Center-J.Denney, Holder-M.Darr.	
	<i>PENALTY on MIA, False Start, 5 yards, enforced at BUF 15 - No Play.</i>	
	A.Franks extra point is GOOD, Center-J.Denney, Holder-M.Darr.	

BUF 17 MIA 21, 6 plays, 64 yards, 1 penalty, 3:49 drive, 11:04 elapsed

A.Franks kicks 65 yards from MIA 35 to end zone, Touchback.

Buffalo Bills at 3:56

1-10-BUF 25	(3:56) (Shotgun) T.Taylor pass incomplete short right to C.Clay [N.Suh].	
2-10-BUF 25	(3:51) T.Taylor pass incomplete deep right to W.Powell.	
	Timeout #2 by MIA at 03:44.	
3-10-BUF 25	(3:44) (Shotgun) T.Taylor pass incomplete deep right to M.Goodwin (I.Abdul-Quddus). BUF-M.Goodwin was injured during the play. His return is Questionable.	
4-10-BUF 25	(3:38) (Punt formation) C.Schmidt punts 54 yards to MIA 21, Center-G.Sanborn. J.Landry to MIA 30 for 9 yards (R.Humber; G.Sanborn).	

Miami Dolphins at 3:27

1-10-MIA 30	(3:27) S.Young reported in as eligible. D.Williams left end to MIA 32 for 2 yards (P.Brown).	
2-8-MIA 32	(2:40) J.Ajayi left tackle to MIA 34 for 2 yards (L.Alexander).	
	Timeout #2 by BUF at 02:35.	
3-6-MIA 34	(2:35) (Shotgun) R.Tannehill pass deep right to K.Stills for 66 yards, TOUCHDOWN.	P26
	A.Franks extra point is GOOD, Center-J.Denney, Holder-M.Darr.	

BUF 17 MIA 28, 3 plays, 70 yards, 1:03 drive, 12:36 elapsed
--

A.Franks kicks 65 yards from MIA 35 to end zone, Touchback.

Buffalo Bills at 2:24

Buffalo Bills vs Miami Dolphins at Hard Rock Stadium

1-10-BUF 25 (2:24) (Shotgun) T.Taylor pass incomplete deep middle to C.Clay.
 2-10-BUF 25 (2:20) (No Huddle, Shotgun) T.Taylor sacked at BUF 19 for -6 yards (sack split by C.Wake and A.Branch).

Two-Minute Warning

3-16-BUF 19 (2:00) (Shotgun) M.Gillislee right end to BUF 24 for 5 yards (J.Jenkins).
PENALTY on MIA-B.Maxwell, Taunting, 15 yards, enforced at BUF 24. X11

1-10-BUF 39 (1:43) (Shotgun) T.Taylor scrambles left end pushed ob at BUF 46 for 7 yards (K.Alonso).
 2-3-BUF 46 (1:37) (Shotgun) T.Taylor pass deep right to C.Clay to MIA 33 for 21 yards (B.Maxwell).
PENALTY on BUF-J.Mills, Offensive Holding, 10 yards, enforced at BUF 46 - No Play.

2-13-BUF 36 (1:30) (Shotgun) T.Taylor pass short left to N.O'Leary to BUF 43 for 7 yards (J.Jenkins).
 3-6-BUF 43 (1:05) (No Huddle, Shotgun) T.Taylor scrambles right end pushed ob at BUF 45 for 2 yards (J.Jones).
PENALTY on MIA-J.Jones, Unnecessary Roughness, 15 yards, enforced at BUF 45. X12

1-10-MIA 40 (:57) (Shotgun) T.Taylor pass short left to W.Powell pushed ob at MIA 27 for 13 yards (T.Lippett). P13
1-10-MIA 27 (:51) (No Huddle, Shotgun) T.Taylor pass incomplete deep left to W.Powell.
 2-10-MIA 27 (:46) (Shotgun) T.Taylor pass incomplete short right to C.Clay [N.Suh].
 3-10-MIA 27 (:40) (Shotgun) T.Taylor pass deep middle to B.Tate to MIA 2 for 25 yards (M.Thomas). P14
 Timeout #3 by BUF at 00:34.

1-2-MIA 2 (:34) R.Groy reported in as eligible. T.Taylor pass incomplete short right.
 2-2-MIA 2 (:29) (Shotgun) T.Taylor pass incomplete short right.
 3-2-MIA 2 (:25) (Shotgun) T.Taylor pass incomplete short right to J.Hunter (B.Maxwell).
PENALTY on MIA-B.Maxwell, Defensive Holding, 1 yard, enforced at MIA 2 - No Play. X15

1-1-MIA 1 (:19) (Shotgun) **R.Bush left guard for 1 yard, TOUCHDOWN.** R16
Penalty on MIA, Unsportsmanlike Conduct, offsetting.
Penalty on BUF, Unsportsmanlike Conduct, offsetting.
The Replay Official reviewed the runner broke the plane ruling, and the play was Upheld. The ruling on the field stands.
 (Pass formation) TWO-POINT CONVERSION ATTEMPT. T.Taylor pass to R.Bush is complete. ATTEMPT SUCCEEDS.

BUF 25 MIA 28, 13 plays, 75 yards, 3 penalties, 2:10 drive, 14:46 elapsed
--

(Onside Kick formation) D.Carpenter kicks onside 12 yards from BUF 35 to BUF 47. J.Landry to BUF 45 for 2 yards (J.Meeks).

Miami Dolphins at 0:14, (1st play from scrimmage 0:13)

1-10-BUF 45 (:13) S.Young reported in as eligible. R.Tannehill kneels to BUF 46 for -1 yards.

END OF QUARTER

	Score	Time Poss	First Downs				Efficiencies	
			R	P	X	T	3 Down	4 Down
Buffalo Bills	25	7:01	2	2	3	7	1/6	0/0
Miami Dolphins	28	7:59	3	2	1	6	2/3	0/0

Miscellaneous Statistics Report

Buffalo Bills vs Miami Dolphins
10/23/2016 at Hard Rock Stadium

Ten Longest Plays for Buffalo Bills

Yards	Qtr	Play Start	Play Description
67	3	1-10-BUF 33	(6:00) (Shotgun) T.Taylor pass short right to M.Goodwin for 67 yards, TOUCHDOWN.
25	4	3-10-MIA 27	(:40) (Shotgun) T.Taylor pass deep middle to B.Tate to MIA 2 for 25 yards (M.Thomas).
20	3	1-10-BUF 29	(:11) (Shotgun) M.Gillislee right guard to BUF 49 for 20 yards (I.Abdul-Quddus).
20	4	3-16-BUF 19	(2:00) (Shotgun) M.Gillislee right end to BUF 24 for 5 yards (J.Jenkins). PENALTY on MIA-B.Maxwell, Taunting, 15 yards, enforced at BUF 24.
18	2	2-4-BUF 24	(3:12) (Shotgun) T.Taylor pass deep left to C.Clay to BUF 42 for 18 yards (I.Abdul-Quddus).
17	4	3-6-BUF 43	(1:05) (No Huddle, Shotgun) T.Taylor scrambles right end pushed ob at BUF 45 for 2 yards (J.Jones). PENALTY on MIA-J.Jones, Unnecessary Roughness, 15 yards, enforced at BUF 45.
15	1	1-10-BUF 25	(7:28) (Shotgun) T.Taylor pass short right to M.Goodwin to BUF 40 for 15 yards (B.Maxwell).
15	1	2-7-MIA 27	(2:12) (Shotgun) T.Taylor pass short right to J.Hunter ran ob at MIA 12 for 15 yards.
13	2	3-6-MIA 36	(13:36) (Shotgun) T.Taylor pass short middle to R.Bush to MIA 23 for 13 yards (B.McCain).
13	4	1-10-MIA 40	(:57) (Shotgun) T.Taylor pass short left to W.Powell pushed ob at MIA 27 for 13 yards (T.Lippett).

Ten Longest Plays for Miami Dolphins

Yards	Qtr	Play Start	Play Description
66	4	3-6-MIA 34	(2:35) (Shotgun) R.Tannehill pass deep right to K.Stills for 66 yards, TOUCHDOWN.
53	4	2-8-MIA 3	(11:37) J.Ajayi right tackle to BUF 44 for 53 yards (R.Darby). MIA-J.Landry was injured during the play. His return is
21	3	2-7-MIA 49	(3:23) (Shotgun) R.Tannehill pass short left to J.Landry pushed ob at BUF 30 for 21 yards (R.Blanton).
18	4	3-7-BUF 46	(5:57) (Shotgun) R.Tannehill pass short right to J.Landry to BUF 28 for 18 yards (R.Darby).
17	2	1-10-MIA 13	(:49) J.Ajayi left tackle to MIA 30 for 17 yards (Z.Brown).
14	1	3-13-BUF 49	(10:49) (Shotgun) R.Tannehill pass short middle to K.Stills to BUF 35 for 14 yards (A.Williams).
14	2	1-10-MIA 49	(9:48) R.Tannehill pass short right to J.Landry pushed ob at BUF 37 for 14 yards (R.Darby).
14	2	1-10-BUF 37	(8:53) J.Ajayi up the middle to BUF 23 for 14 yards (C.Graham).
14	4	1-10-BUF 28	(5:19) J.Ajayi right guard to BUF 14 for 14 yards (C.Graham). MIA-J.Ajayi was injured during the play. His return is
13	3	1-10-BUF 19	(1:35) (Shotgun) R.Tannehill left end pushed ob at BUF 6 for 13 yards (R.Blanton).

Touchdown Scoring Information

		Offense	Defense	Special Teams
VISITOR	Buffalo Bills	3	0	0
HOME	Miami Dolphins	3	0	0

Player Scoring Information

Club	Player	TD	Rush TD	Rec TD	KO TD	Punt TD	Int TD	Fum TD	Misc TD	FG	XP	2Pt Rush	2Pt Rec	Sfty	Points
BUF	R.Bush	0	1	0	0	0	0	0	0	0	0	0	1	0	8
BUF	T.Taylor	0	1	0	0	0	0	0	0	0	0	0	0	0	6
BUF	M.Goodwin	0	0	1	0	0	0	0	0	0	0	0	0	0	6
BUF	D.Carpenter	0	0	0	0	0	0	0	0	1	2	0	0	0	5
MIA	A.Franks	0	0	0	0	0	0	0	0	2	2	0	0	0	8
MIA	J.Ajayi	0	1	0	0	0	0	0	0	0	0	0	0	0	6
MIA	D.Williams	0	1	0	0	0	0	0	0	0	0	0	0	0	6
MIA	K.Stills	0	0	1	0	0	0	0	0	0	0	0	0	0	6
MIA	J.Landry	0	0	0	0	0	0	0	0	0	0	0	1	0	2

Possession Detail

	First Half		Second Half		Game	
	Visitor	Home	Visitor	Home	Visitor	Home
Largest Lead	7	3	11	11	11	11
Drives Leading	1	1	5	2	6	3
Time of Possession Leading	2:58	1:34	9:26	1:17	12:24	2:51
Largest Deficit	-3	-7	-11	-11	-11	-11
Drives Trailing	2	2	2	5	4	7
Time of Possession Trailing	5:05	8:49	2:39	16:38	7:44	25:27
Times Score Tied Up		1		0		1
Lead Changes		2		1		3



NFL STANDINGS

(as of Tuesday, Oct. 18)

AMERICAN FOOTBALL CONFERENCE											
EAST DIVISION											
TEAM	W	L	T	PCT	PF	PA	HOME	AWAY	CONF	DIV	STREAK
New England Patriots	7	1	0	.875	217	132	3-1-0	4-0-0	6-1-0	2-1-0	Won 4
Buffalo Bills	4	4	0	.500	212	172	2-2-0	2-2-0	1-4-0	1-3-0	Lost 2
MIAMI DOLPHINS	3	4	0	.429	146	159	3-1-0	0-3-0	3-3-0	1-1-0	WON 2
New York Jets	3	5	0	.375	150	208	1-2-0	2-3-0	3-3-0	1-0-0	Won 2
NORTH DIVISION											
TEAM	W	L	T	PCT	PF	PA	HOME	AWAY	CONF	DIV	STREAK
Pittsburgh Steelers	4	3	0	.571	170	150	3-1-0	1-2-0	3-2-0	1-0-0	Lost 2
Cincinnati Bengals	3	4	1	.438	167	189	2-1-1	1-3-0	3-3-0	1-1-0	Tied 1
Baltimore Ravens	3	4	0	.429	133	139	1-2-0	2-2-0	3-2-0	1-0-0	Lost 4
Cleveland Browns	0	8	0	.000	158	238	0-3-0	0-5-0	0-6-0	0-2-0	Lost 8
SOUTH DIVISION											
TEAM	W	L	T	PCT	PF	PA	HOME	AWAY	CONF	DIV	STREAK
Houston Texans	5	3	0	.625	137	167	5-0-0	0-3-0	3-2-0	2-0-0	Won 1
Tennessee Titans	4	4	0	.500	182	183	2-3-0	2-1-0	3-3-0	1-2-0	Won 1
Indianapolis Colts	3	5	0	.375	208	230	2-2-0	1-3-0	2-4-0	1-2-0	Lost 1
Jacksonville Jaguars	2	5	0	.286	139	196	1-3-0	1-2-0	1-4-0	1-1-0	Lost 2
WEST DIVISION											
TEAM	W	L	T	PCT	PF	PA	HOME	AWAY	CONF	DIV	STREAK
Oakland Raiders	6	2	0	.750	215	203	1-2-0	5-0-0	4-1-0	1-1-0	Won 2
Denver Broncos	6	2	0	.750	194	136	4-1-0	2-1-0	4-1-0	1-1-0	Won 2
Kansas City Chiefs	5	2	0	.714	166	137	3-0-0	2-2-0	4-2-0	2-0-0	Won 3
San Diego Chargers	3	5	0	.375	225	212	2-1-0	1-4-0	2-4-0	1-3-0	Lost 1

NATIONAL FOOTBALL CONFERENCE											
EAST DIVISION											
TEAM	W	L	T	PCT	PF	PA	HOME	AWAY	CONF	DIV	STREAK
Dallas Cowboys	6	1	0	.857	188	130	3-1-0	3-0-0	5-1-0	2-1-0	Won 6
New York Giants	4	3	0	.571	133	141	2-1-0	2-2-0	3-3-0	1-1-0	Won 2
Philadelphia Eagles	4	3	0	.571	179	117	3-0-0	1-3-0	2-3-0	0-2-0	Lost 1
Washington Redskins	4	3	1	.563	186	189	2-2-0	2-1-1	2-2-0	2-1-0	Tied 1
NORTH DIVISION											
TEAM	W	L	T	PCT	PF	PA	HOME	AWAY	CONF	DIV	STREAK
Minnesota Vikings	5	2	0	.714	139	104	3-0-0	2-2-0	3-2-0	1-1-0	Lost 2
Green Bay Packers	4	3	0	.571	172	156	3-1-0	1-2-0	3-3-0	2-1-0	Lost 1
Detroit Lions	4	4	0	.500	183	190	3-1-0	1-3-0	3-2-0	0-2-0	Lost 1
Chicago Bears	2	6	0	.250	131	179	2-2-0	0-4-0	2-3-0	2-1-0	Won 1
SOUTH DIVISION											
TEAM	W	L	T	PCT	PF	PA	HOME	AWAY	CONF	DIV	STREAK
Atlanta Falcons	5	3	0	.625	262	231	2-2-0	3-1-0	3-2-0	2-1-0	Won 1
Tampa Bay Buccaneers	3	4	0	.429	152	189	0-3-0	3-1-0	3-2-0	2-0-0	Lost 1
New Orleans Saints	3	4	0	.429	201	215	2-2-0	1-2-0	2-2-0	1-1-0	Won 1
Carolina Panthers	2	5	0	.286	191	196	2-2-0	0-3-0	2-4-0	0-3-0	Won 1
WEST DIVISION											
TEAM	W	L	T	PCT	PF	PA	HOME	AWAY	CONF	DIV	STREAK
Seattle Seahawks	4	2	1	.643	131	109	3-0-0	1-2-1	2-2-1	1-1-1	Lost 1
Arizona Cardinals	3	4	1	.438	179	140	2-2-1	1-2-0	2-2-1	1-1-1	Lost 1
Los Angeles Rams	3	4	0	.429	120	154	1-2-0	2-2-0	3-3-0	2-1-0	Lost 3
San Francisco 49ers	1	6	0	.143	144	219	1-3-0	0-3-0	1-5-0	1-2-0	Lost 6