

November 6, 2016



# CHIEFS

2016 WEEKLY GAME NOTES



VS.



THIS IS **CHIEFS KINGDOM**



# CHIEFS

REGULAR SEASON GAME 8

## CHIEFS COMMUNICATIONS STAFF CONTACT INFORMATION


Ted Crews  
Brad Gee  
Luke Shanno  
Cydney Ricker  
Simon Noel

Vice President of Communications  
Director of Football Communications  
Corporate Communications Manager  
Communications Coordinator  
Football Communications Assistant

(816) 920-4359  
(816) 920-4349  
(816) 920-4351  
(816) 920-4352  
(816) 920-4403

tcrews@chiefs.nfl.com  
bgee@chiefs.nfl.com  
lshanno@chiefs.nfl.com  
cricker@chiefs.nfl.com  
snoel@chiefs.nfl.com

## CHIEFS RETURN TO ARROWHEAD STADIUM TO FACE JAGUARS



Kansas City Chiefs (5-2) vs. Jacksonville Jaguars (2-5)

Sunday, Nov. 6, 2016 • 12 p.m. CT

Arrowhead Stadium • Kansas City, Mo. • CBS

### THIS WEEK'S MEDIA AVAILABILITY

Date	Practice	Coach	Media	Players
Tuesday, Nov. 1	No Media Availability			
Wednesday, Nov. 2	1:20 p.m.	Reid	11:45 a.m.	11:45 a.m.
Thursday, Nov. 3	1:20 p.m.	Coords.	11:45 a.m.	11:45 a.m.
Friday, Nov. 4	11:45 a.m.	Reid	1:00 p.m.	1:00 p.m.
Saturday, Nov. 5	No Media Availability			
Sunday, Nov. 6	Chiefs vs. Jaguars - Arrowhead - 12 p.m. CT			

\* All times are approximate and subject to change with little or no notice. OC Nagy, DC Sutton and ST Toub will speak to the media Thursday.

• Opponent conference calls will take place Wednesday. Jaguars Head Coach Gus Bradley at 9:30 a.m. and QB Blake Bortles at 2:20 p.m.

The Kansas City Chiefs return to Arrowhead Stadium to take on the Jacksonville Jaguars on Sunday, Nov. 6. Kickoff is slated for 12 p.m. CT. The Chiefs enter the game with a 5-2 record after defeating the Indianapolis Colts 30-14 last week at Lucas Oil Stadium. KC is now 15-2 in its last 17 contests and hasn't lost a home game since Oct. 11, 2015. The club is currently in the midst of a nine-game home winning streak (including Nov. 1, 2015 win vs. Detroit), the longest current streak in the NFL.

Last Sunday, Kansas City's defense forced two turnovers giving the club a +9 differential this season (16 takeaways, seven giveaways). The Chiefs have scored 48 points off turnovers. The team has forced a league-best five red zone takeaways. CB Marcus Peters leads the NFL with five interceptions. The Chiefs defense is allowing an average of only 19.6 points per game. KC's defense had 6.0 sacks against QB Andrew Luck last week, including 3.5 from LB Dee Ford who leads the team and is fifth in the NFL with 7.0 sacks. LB Derrick Johnson leads the team with 54 tackles (43 solo).

Offensively, tight end Travis Kelce leads the club with 34 receptions for 377 yards and three TDs. WR Jeremy Maclin has 30 catches for 376 yards with two TDs. RB Spencer Ware is averaging 117.7 scrimmage yards per game this season, the fourth-best total in the NFL, with 511 rushing yards and 313 receiving yards. QB Alex Smith has completed 154 passes for 1,638 yards with eight touchdowns and two interceptions. Smith owns a 66.1 completion percentage and 94.3 rating.

Chiefs Head Coach Andy Reid moved up the all-time wins chart with his 177th victory (regular and postseason combined) on Sunday. He trails only Bill Belichick (253) among active coaches for most combined wins. Reid owns 37 victories in his first four seasons (regular and postseason combined) with the Chiefs, marking the highest win total of any head coach in franchise history in his first four years. Reid owns 11 postseason appearances in 17 seasons as a head coach.

In 2015, Reid's Chiefs rattled off 10 consecutive regular season wins to finish 11-5 and earn a playoff berth for the second time in his three seasons with the club. The Chiefs defeated the Houston Texans 30-0 in an AFC Wild Card Game in Houston, marking the team's first playoff win in 22 years. Reid and company advanced to the AFC Divisional Round. The club's 10 straight wins after starting just 1-5 marked the greatest turnaround in a single season in NFL history.

The team's 2016 schedule features five games against four playoff teams from the 2015 season, including the defending Super Bowl Champion Denver Broncos and the NFC Champion Carolina Panthers. The club's 2016 opponents boasted a combined record of 104-104 (.500) last season. Next week the Chiefs travel to Carolina to face the Panthers.

### BROADCAST INFORMATION

**TV Coverage**  
CBS (KCTV5 Local)

**Play-by-Play:** Spero Dedes  
**Analyst:** Solomon Wilcots

**KCZZ 1480 AM (Tico Sports)**  
Spanish Radio Broadcast

**Play-by-Play:** Enrique Morales  
**Color:** Oscar Monterroso  
**Sideline:** Leo Prieto

**Chiefs FOX Football Radio Network**  
KCFX (101.1 FM)

**Play-by-Play:** Mitch Holthus  
**Color:** Len Dawson  
**Sideline:** Kendall Gammon

**Chiefs Postgame Show**  
KCFX (101.1 FM)

**KCFX Hosts:** Art Hains, Len Dawson, Dan Israel, Kendall Gammon & Dani Welniak

**Chiefs Twitter Accounts:** @Chiefs  
@ChiefsReporter @ChiefsPR

### CHIEFS MEDIA WEBSITE INFORMATION

The Kansas City Chiefs 2016 Media Guide is available on the Chiefs media information website, NFLOMG.com. In 2015, the club introduced an improved interactive online media guide that features an in-game statistics monitoring platform, in addition to the weekly press materials such as transcripts, weekly releases, bios, additional stats and more. The club's guide is updated weekly throughout the season to reflect the most up-to-date information. Media members can also access the Chiefs credential application through the site. To login, the username is **chiefsmedia** and the password is **chiefs**.

### DID YOU KNOW?

Head Coach Andy Reid's first game as the Chiefs head coach was against the Jacksonville Jaguars on Sept. 8, 2013. Kansas City defeated the Jaguars 28-2 in the contest. That was the first of nine-consecutive wins to open the season. In his first three seasons with KC, Reid has had winning streaks of nine games (2013), five games (2014) and 10 games (2015) and is currently on a three-game win streak in 2016.



## CHIEFS VS. JAGUARS TEAM COMPARISON

		<b>Chiefs</b>		<b>Jaguars</b>
Record .....		5-2		2-5
Division Standing .....		3rd (AFCW)		4th (AFCs)
Turnover Margin (NFL Rank) .....		+9 (2nd)		-8 (T-31st)

### Offense (NFL Rank)

Net Yards Per Game .....	358.3 (14th)	330.6 (26th)
Yards Per Play .....	5.56 (17th)	5.25 (23rd)
Points Per Game .....	23.7 (14th)	19.9 (T-23rd)
Possession Average .....	30:21 (19th)	27:01 (30th)
Net Rushing Yards Per Game .....	106.3 (18th)	72.6 (30th)
Net Passing Yards Per Game .....	252.0 (17th)	258.0 (15th)
Had Intercepted/Yards .....	2/20	9/117
Sacks Allowed/Yards .....	17/-97 (T-17th)	17/-98 (T-17th)
Fumbles/Lost .....	7/5	8/4
Third Down Pct. ....	40.8% (12th)	30.3% (32nd)
Red Zone TD Pct. ....	50.0% (T-19th)	54.5% (16th)
Giveaways .....	7 (T-9th)	13 (T-25th)

### Defense (NFL Rank)

Net Yards Per Game .....	357.9 (15th)	349.3 (13th)
Yards Per Play .....	5.63 (20th)	5.16 (7th)
Points Per Game .....	19.6 (8th)	28.0 (T-26th)
Net Rushing Yds/Game .....	113.0 (19th)	124.7 (27th)
Net Passing Yards Per Game .....	244.9 (14th)	224.6 (8th)
Intercepted By/Yards .....	11/150	3/39
Sacks For/Yards .....	14/-87.0 (T-21st)	13/-77 (T-25th)
Opponent Fumbles/Lost .....	12/5	8/2
Third Down Pct. ....	44.6% (28th)	46.7% (30th)
Red Zone TD Pct. ....	52.2% (12th)	53.6% (16th)
Takeaways .....	16 (T-1st)	5 (32nd)

### Special Teams (NFL Rank)

Punts-Average Yards (Gross) .....	44.5 (23rd)	48.8 (6th)
Punts-Average Yards (Net) .....	40.2 (18th)	43.9 (3rd)
Punt Returns-Average Per .....	14.9 (2nd)	6.1 (27th)
Punt Returns-Average Per Allowed .....	4.6 (1st)	7.4 (9th)
Kickoff Returns-Average Per .....	22.1 (13th)	21.0 (21st)
Kickoff Returns-Avg. Per Allowed .....	27.1 (30th)	21.3 (17th)
Field Goals Made/Attempted .....	14/17 (17th)	11/13 (T-15th)

### Penalties (NFL Rank)

Penalties Against/Yards .....	39/302 (2nd)	66/629 (T-30th)
Opp. Penalties Against/Yds .....	40/302 (T-28th)	51/441 (T-16th)



• Sunday's game between the Chiefs and Jaguars will be the 11<sup>th</sup> regular-season meeting between the two teams.

• Jacksonville's last visit to Arrowhead Stadium came in Week 7 of the 2010 season when Kansas City scored a 42-20 victory. The Chiefs' 42 points still stand as the most points totaled by either team in the all-time series.

• Jacksonville holds a slight edge in the all-time series, 4-6, but Kansas City has won three of the last five dating back to Week 17 of the 2006 season.

• In the last meeting, Kansas City earned a 28-2 victory at EverBank Field in Week 1 of the 2013 season (Sept. 8). Alex Smith threw a pair of touchdowns, Jamaal Charles rushed for one and the Kansas City defense didn't surrender a single point.

## CHIEFS VS. JAGUARS IND. COMPARISON

		<b>Chiefs</b>		<b>Jaguars</b>

### PASSING YARDS

Smith .....	1,638	Bortles .....	1,904
Foles .....	223		

### RUSHING YARDS

Ware .....	511	Yeldon .....	220
West .....	139	Bortles .....	145
Charles .....	40	Ivory .....	129

### RECEIVING YARDS

Kelce .....	377	Hurns .....	443
Maclin .....	376	A. Robinson .....	366
Ware .....	313	Lee .....	358

### POINTS SCORED

Santos .....	58	Myers .....	47
Hill .....	24	Two Tied .....	18
Two Tied .....	18	Hurns .....	12

### INTERCEPTIONS

Peters .....	5	Three Tied .....	1
Sorensen .....	2		
Four Tied .....	1		

### SACKS

Ford .....	7.0	Ngakoue .....	4.0
Hali .....	1.5	Fowler .....	2.0
Five Tied .....	1.0	Posluszny .....	1.5

### DEFENSIVE TACKLES

Johnson .....	54	Posluszny .....	64
Berry .....	30	Two Tied .....	60
Parker .....	29	Ramsey .....	30

### KICKOFF RETURNS (AVG.)

Hill .....	9 (23.2)	Grant .....	12 (21.3)
------------	----------	-------------	-----------

### PUNT RETURNS (AVG.)

Hill .....	16 (15.9)	Greene .....	15 (7.1)
------------	-----------	--------------	----------

### FIELD GOALS

Santos .....	14/17 (82.4%)	Myers .....	11/13 (84.6%)
--------------	---------------	-------------	---------------

### PUNTS (GROSS/NET AVG.)

Colquitt .....	33 (44.5/40.2)	Nortman .....	33 (48.8/43.9)
----------------	----------------	---------------	----------------

## CHIEFS VS. JAGUARS SERIES HISTORY

### CHIEFS VS. JAGUARS SERIES HISTORY

Date	Result	Of Note
11/09/1997*	L 10-24	Danan Hughes 7-yd opponent fumble return for TD.
09/13/1998*	L 16-21	Kimble Anders 3-yd TD run.
12/30/2001*	W 30-26	Tony Gonzalez 1-yd TD pass from Trent Green.
09/15/2002	L 16-23	Tony Gonzalez 12-yd TD pass from Trent Green.
10/17/2004*	L 16-22	Priest Holmes 28-yd TD pass from Trent Green.
12/31/2006	W 35-30	Eddie Kennison 35-yd pass from Trent Green.
10/07/2007	L 7-17	Samie Parker 13-yd TD pass from Brodie Croyle.
11/08/2009*	L 21-24	Chris Chambers 54-yd TD pass from Matt Cassel.
10/24/2010	W 42-20	Dwayne Bowe 53-yd pass from Matt Cassel.
09/08/2013*	W 28-2	Tamba Hali 10-yd TD interception return

\* - At EverBank Field

## CHIEFS HEAD COACH ANDY REID



Reid is currently in his 25th NFL season, 18th as a head coach and fourth with the Chiefs. In his first three seasons with the club he tallied 31 wins, more victories than any other head coach in franchise history in his first three years. Under Reid, the Chiefs have made the playoffs two of his three seasons and won its first playoff game since 1994 vs. the Texans in 2015. The team finished 11-5 after a 1-5 start. It was the greatest turnaround in a single-season in NFL history. In 2013, Reid led the Chiefs to an 11-5 record marking the greatest single-season turnaround in franchise history after the team finished 2-14 in 2012.

Reid boasts a career record of 166-112-1 (.597) in the regular season. He also owns an 11-11 postseason record. He ranks 13th in NFL history in regular-season winning percentage and is one of seven active NFL coaches with over 100 regular season wins. Prior to joining the Chiefs, Reid led the Eagles to a 130-93-1 (.583) regular season record during his 14 seasons as head coach. He led the Eagles franchise to one Super Bowl appearance. When you include his time as an NFL assistant coach, his teams have made the playoffs 17 times (20-16 record), and he has coached in three Super Bowls and eight NFC Championships.

Reid spent seven seasons as an assistant coach with the Green Bay Packers under Head Coach Mike Holmgren. Prior to joining the NFL ranks, Reid's final collegiate stop was the University of Missouri (1989-91). Prior to his stint with the Tigers, Reid spent two years working with the offensive line at the University of Texas – El Paso, and before that, he held the same position with Northern Arizona. In 1983, Reid took the position of offensive coordinator and offensive line coach at San Francisco State (1983-85). A tackle/guard at Brigham Young University from 1979-81, Reid entered the coaching ranks as a graduate assistant at BYU in 1982.

<b>NFL Head Coach:</b>	18th Year	<b>Record w/ KC:</b>	36-19 (.655)
<b>NFL Coach Overall:</b>	25th Year	<b>Record w/ PHI:</b>	130-93-1 (.583)
<b>NFL Overall:</b>	177-123-1 (.590)	<b>Record vs. JAX</b>	2-2 (.500)
<b>Reg. Season:</b>	166-112-1 (.597)	<b>College:</b>	BYU ('81)
<b>Postseason:</b>	11-11 (.500)	<b>Hometown:</b>	Los Angeles

### ANDY REID'S CAREER PATH

1979-82	BYU	Tackle/Guard ('79-81) Graduate Assistant ('82)
1983-85	San Francisco State	Offensive Coordinator/ Offensive Line
1986	Northern Arizona	Offensive Line
1987-88	Texas-El Paso	Offensive Line
1989-91	Missouri	Offensive Line
1992-98	Green Bay Packers	Tight Ends / Offensive Line ('92-96) Quarterbacks ('97-98)
1999-12	Philadelphia Eagles	Head Coach ('99-00) HC/Exec. V.P. Football Ops ('01-12)
2013-16	Kansas City Chiefs	Head Coach



### ANDY REID'S HARDWARE



Super Bowls

96 97 04  
Conference Titles

95 96 97 01  
02 03 04 06 10  
Division Titles

## JAGUARS HEAD COACH GUS BRADLEY



Gus Bradley assumed the head coaching position of the Jacksonville Jaguars in 2013, becoming the fifth coach in Jaguars history.

This season marks Bradley's fourth year as a head coach and 11th season in the NFL. Prior to joining the Jaguars, he spent four seasons with the Seattle Seahawks as the team's defensive coordinator (2009-12). While part of the Seahawks' coaching staff, Bradley developed the Seattle defense into one of the NFL's top units during his tenure.

Prior to his four years in Seattle, Bradley served three years with the Tampa Bay Buccaneers (2006-08) under defensive coordinator Monte Kiffin, serving the last two as linebackers coach after joining the Bucs in 2006 as their defensive quality control coach.

Before joining the NFL, Bradley spent 10 seasons (1996-2005) as an assistant coach at his alma mater, North Dakota State, including six as the assistant head coach (2000-05). He also served as defensive coordinator for the Bison from 1997- 2002, and again in 2005.

Bradley was the head coach at Fort Lewis College for four months (December 1995 - March 1996) and was defensive coordinator/linebackers coach at Fort Lewis for four seasons (1992-1995). Prior to Fort Lewis, he was a graduate assistant coach at NDSU for two seasons (1990-1991).

Bradley played collegiately at North Dakota State (1984-1988), where he was a free safety and punter, a four-time academic All-North Central Conference selection and a valuable member of the 1988 national championship football team.

<b>NFL Head Coach:</b>	4th Year	<b>Record w/ JAX:</b>	14-41 (.255)
<b>NFL Coach Overall:</b>	11th Year	<b>Record vs. KC:</b>	0-1 (.000)
<b>NFL Overall:</b>	14-41 (.255)	<b>College:</b>	ND State ('88)
<b>Regular Season:</b>	14-41 (.255)	<b>Hometown:</b>	Zumbrota, Minn.
<b>Postseason:</b>	0-0 (.000)		

### GUS BRADLEY'S CAREER PATH

1984-91	North Dakota State	Safety('84-88) Graduate Assistant('90-91)
1992-95	Fort Lewis College	Defensive Coordinator/Linebackers
1996-2005	North Dakota State	Linebackers Coach('96) Defensive Coordinator/Linebackers (97-99) Asst. Head Coach/Defensive Coordinator/Linebackers('00-02) Asst. Head Coach/Linebackers('03-04) Asst. Head Coach/Defensive Coordinator/Linebackers('05)
2006	Tampa Bay Buccaneers	Defensive Quality Control Linebackers Coach (2007-08)
2009-12	Seattle Seahawks	Defensive Coordinator
2013-16	Jacksonville Jaguars	Head Coach





### GUS BRADLEY'S HARDWARE





07 10  
Division Titles



## 2016 CHIEFS TEAM STATS & RANKINGS

CATEGORY	TOTAL		
Total Offense	358.3	8th	14th
Rush Offense	106.3	10th	18th
Pass Offense	252.0	8th	17th
Total Defense	357.9	7th	15th
Rush Defense	113.0	8th	19th
Pass Defense	244.9	9th	14th
Points/Game	23.7	8th	14th
Opp. Pts./Game	19.6	3rd	8th

## 2016 CHIEFS INDIVIDUAL STATS & RANKINGS

CATEGORY	PLAYER	TOTAL		
Scoring (NK)	Hill	24	T-16th	NR
Rushing Yards	Ware	511	11th	14th
QB Rating	Smith	94.3	8th	15th
Receptions	Kelce	34	T-16th	NR
Rec. Yards	Kelce	377	24th	NR
Interceptions	Peters	5	1st	1st
Punting Avg.	Colquitt	44.5	12th	23rd
Punt Ret. Avg.	Hill	15.9	1st	2nd
KO Ret. Avg.	Hill	23.2	4th	8th
Sacks	Ford	7.0	T-3rd	T-5th



## CHIEFS ALL-TIME VS. AFC WEST OPPONENTS

### OVERALL (REG. SEASON)

Team	Record	Pct.	Longest Win Streak
Denver	57-54-0	.514	11 (1964-1969)
Oakland	59-51-2	.536	9 (2003-2007)
San Diego	57-54-1	.513	6 (1990-1992)

### AT HOME (REG. SEASON)

Team	Record	Pct.	Longest Win Streak
Denver	36-19-0	.655	14 (1960-1973)
Oakland	31-24-1	.563	10 (1989-1998)
San Diego	34-23-0	.596	7 (1997-2003)

### ON THE ROAD (REG. SEASON)

Team	Record	Pct.	Longest Win Streak
Denver	21-35-0	.375	5 (1965-1969)
Oakland	28-27-1	.509	7 (2003-2009)
San Diego	23-31-1	.427	6 (1972-1977)

## CHIEFS 2016 SCHEDULE

### PRESEASON

Date	Opponent	Time	Result
Aug. 13	Seattle	3:30 p.m.	L, 16-17
Aug. 20	at Los Angeles	8 p.m.	L, 20-21
Aug. 27	at Chicago	Noon	W, 23-7
Sept. 1	Green Bay	7 p.m.	W, 17-7

### REGULAR SEASON

Date	Opponent	Time	Result
Sept. 11	San Diego	Noon	W, 33-27
Sept. 18	at Houston	Noon	L, 12-19
Sept. 25	New York Jets	3:25 p.m.	W, 24-3
Oct. 2	at Pittsburgh	7:30 p.m.	L, 14-43
Oct. 9	BYE WEEK	---	---
Oct. 16	at Oakland*	3:05 p.m.	W, 26-10
Oct. 23	New Orleans*	Noon	W, 27-21
Oct. 30	at Indianapolis*	Noon	W, 30-14
Nov. 6	Jacksonville*	Noon	CBS
Nov. 13	at Carolina*	Noon	CBS
Nov. 20	Tampa Bay*	Noon	FOX
Nov. 27	at Denver*	3:25 p.m.	CBS
Dec. 4	at Atlanta*	Noon	CBS
Dec. 8	Oakland*	7:25 p.m.	NBC/NFLN
Dec. 18	Tennessee*	Noon	CBS
Dec. 25	Denver	7:30	NBC
Jan. 1	at San Diego*	3:25 p.m.	CBS

Home games in **bold**; all kickoffs are Central Time.

\* Subject to Flexible Scheduling

Flexible scheduling will be used in Weeks 10-15 and 17. Additionally, in Weeks 5-9, flexible scheduling may be used in no more than two weeks. In Weeks 5-15, the schedule lists the games tentatively set for Sunday Night Football on NBC. Only Sunday afternoon games are eligible to be moved to Sunday night, in which case the tentatively scheduled Sunday night game would be moved to an afternoon start time. Flexible scheduling will not be applied to games airing on Thursday, Saturday or Monday nights. A flexible scheduling move would be announced at least 12 days before the game. For Week 17, the Sunday night game will be announced no later than six days prior to January 1.

## 2016 STRENGTH OF SCHEDULE

Kansas City's schedule features five games against four playoff teams from the 2015 season including the defending Super Bowl Champion Denver Broncos and the NFC Champion Carolina Panthers. The club's 2016 opponents boasted a combined record of 104-104 (.500) last season.

Home	Record	Road	Record
Denver Broncos	12-4 (.750)	Denver Broncos	12-4 (.750)
San Diego Chargers	4-12 (.250)	San Diego Chargers	4-12 (.250)
Oakland Raiders	7-9 (.438)	Oakland Raiders	7-9 (.438)
New York Jets	10-6 (.625)	Houston Texans	9-7 (.563)
New Orleans Saints	7-9 (.438)	Pittsburgh Steelers	10-6 (.625)
Jacksonville Jaguars	5-11 (.313)	Indianapolis Colts	8-8 (.500)
Tampa Bay	6-10 (.375)	Carolina Panthers	15-1 (.938)
Tennessee Titans	3-13 (.188)	Atlanta Falcons	8-8 (.500)



## 2016 AFC WEST STANDINGS

Team	W	L	Pct.	PF	PA	Streak
Oakland Raiders	6	2	.750	215	203	Won 2
Denver Broncos	6	2	.750	194	136	Won 2
<b>Kansas City Chiefs</b>	<b>5</b>	<b>2</b>	<b>.714</b>	<b>166</b>	<b>137</b>	<b>Won 3</b>
San Diego Chargers	3	5	.375	225	212	Lost 1

## NFL REGULAR SEASON SCHEDULE - WEEK 9

### Thursday, Nov. 3

Atlanta at Tampa Bay ..... 7:25 p.m.

### Sunday, Nov. 6

Pittsburgh at Baltimore ..... 12 p.m.

Dallas at Cleveland..... 12 p.m.

**Jacksonville at Kansas City .....12 p.m.**

New York Jets at Miami ..... 12 p.m.

Philadelphia at New York Giants ..... 12 p.m.

Detroit at Minnesota ..... 12 p.m.

Carolina at Los Angeles..... 3:05 p.m.

New Orleans at San Francisco..... 3:05 p.m.

Tennessee at San Diego ..... 3:25 p.m.

Indianapolis at Green Bay ..... 3:25 p.m.

Denver at Oakland..... 7:30 p.m.

### Monday, Nov. 7

Buffalo at Seattle ..... 7:30 p.m.

BYE: Chicago, Cincinnati, New England, Arizona, Washington, Houston

## 2016 CHIEFS PRO BOWL PLAYERS

Six members of the Kansas City Chiefs were selected to participate in the 2016 NFL Pro Bowl. Safety Eric Berry, linebackers Tamba Hali, Justin Houston and Derrick Johnson, tight end Travis Kelce and cornerback Marcus Peters qualified to represent KC in the NFL's All-Star game. LB Justin Houston did not participate due to injury.

The 2016 Pro Bowl was played on Sunday, Jan. 31, and televised live on ESPN from Aloha Stadium in Honolulu, Hawaii. Players were selected without regard to conference in voting by fans, coaches and players. Players were assigned to teams during the 2016 Pro Bowl Draft.

For Berry, Houston and Johnson, it was their fourth Pro Bowl nomination, for Hali his fifth, and for Kelce and Peters it was their first invitation to the NFL's All-Star game. Head Coach Andy Reid and the Chiefs staff served as the Pro Bowl's coaching staff for Team Rice.



## CHIEFS ASSISTANT COACHES

### OFFENSIVE STAFF

**David Culley**

Assistant Head Coach/Wide Receivers

**Brad Childress**

Co-Offensive Coordinator

**Matt Nagy**

Co-Offensive Coordinator

**Eric Bieniemy**

Running Backs

**Andy Heck**

Offensive Line

**Tom Melvin**

Tight Ends

**Corey Matthaui**

Assistant Quarterbacks

**Joe Bleymaier**

Offensive Quality Control

### DEFENSIVE STAFF

**Bob Sutton**

Defensive Coordinator

**Britt Reid**

Defensive Line

**Gary Gibbs**

Linebackers

**Emmitt Thomas**

Defensive Backs

**Al Harris**

Secondary/Cornerbacks

**Mark DeLeone**

Assistant Linebackers

**Mike Smith**

Assistant Defensive Line

**Taylor Embree**

Defensive Assistant

### SPECIAL TEAMS STAFF

**Dave Toub**

Special Teams Coordinator

**Brock Olivo**

Assistant Special Teams

### MISCELLANEOUS

**Barry Rubin**

Head Strength and Conditioning

**Travis Crittenden**

Assistant Strength and Conditioning

**Ryan Reynolds**

Assistant Strength and Conditioning

**Devin Woodhouse**

Strength and Conditioning Assistant

**Tommy Brasher**

Special Projects

**Mike Frazier**

Statistical Analysis Coordinator

**Kyle Childress**

Senior Assistant to Head Coach



**CHIEFS SIGN KELCE TO CONTRACT EXTENSION**

The Kansas City Chiefs announced on Jan. 29, that the team signed tight end Travis Kelce to a contract extension. Kelce (6-5, 260) has played in 33 games (27 starts) in three NFL seasons with the Kansas City Chiefs (2013-15). His career numbers include 139 receptions for 1,737 yards (12.5 avg.) with 10 touchdowns. After missing the majority of 2013 to injury, Kelce has produced two seasons with more than 60 catches. In 2015 he recorded his highest totals, catching 72 passes for 875 yards (12.2 avg.) with five touchdowns, earning his first career Pro Bowl invite. A native of Cleveland Heights, Ohio, Kelce was selected by Kansas City in the third round (63rd overall) in the 2013 NFL Draft.



**WEST & WARE SIGN CONTRACT EXTENSIONS**

The Kansas City Chiefs announced on March 31, that the team signed running backs Charcandrick West and Spencer Ware to contract extensions.

“Charcandrick and Spencer both stepped in and were very effective for us offensively last year,” Chiefs General Manager John Dorsey said. “These guys have different styles and abilities, and together they provide us quality depth at the running back position.”

West (5-10, 205) has played in 21 games (nine starts) in two NFL seasons with the Chiefs (2014-15). His career stats include 160 carries for 634 yards (4.0 avg.) with four touchdowns. He has caught 20 passes for 214 yards (10.7 avg.) and one touchdown reception. West originally joined the Chiefs as an undrafted free agent from Abilene Christian in 2014.

Ware (5-10, 229) has played in 13 games (two starts) in two NFL seasons with the Chiefs (2015) and Seahawks (2013). His career numbers include 75 carries for 413 yards (5.5 avg.) with six touchdowns along with six receptions. Ware served on Kansas City’s practice squad in 2014. He originally entered the NFL as a sixth-round pick (194th overall) by the Seahawks in the 2013 NFL Draft. Ware played collegiately at LSU.



**CHIEFS SIGN LB TAMBA HALI**

The Kansas City Chiefs announced on March 10, that the team signed line-backer Tamba Hali. Hali (6-3, 275) has played in 156 games (155 starts) in his 10-year NFL career, spending all 10 seasons with the Chiefs. In his career, Hali has amassed 582 tackles (466 solo), 81 tackles for loss, 149 quarterback pressures, two interceptions, returning one for a touchdown, 33 forced fumbles, the second-most in franchise history and 86.0 sacks which ranks second in Chiefs history. Hali is a five-time Pro Bowler, earning consecutive trips from 2011-15. Following his rookie season, Hali earned the club’s Mack Lee Hill Award, given to the team’s top rookie or first-year player. The Teaneck, N.J., native originally entered the NFL as the Chiefs first-round pick (20th overall) in the 2006 NFL Draft.

**CHIEFS SIGN LB DERRICK JOHNSON**

The Kansas City Chiefs announced on March 10, that the team signed line-backer Derrick Johnson. Johnson (6-3, 242) is the franchise’s all-time leading tackler, compiling 1,101 career stops in his 11-year career. Johnson has played in 154 games (141 starts) in 11 NFL seasons with the Kansas City Chiefs (2005-15). In addition to his franchise record for tackles, Johnson has amassed 26.5 sacks, 38 quarterback pressures, 13 interceptions – returning three of those interceptions for touchdowns – 22 forced fumbles and seven fumble recoveries. Johnson had a career-high 179 tackles in 2011 that led to his first of four Pro Bowl appearances. In addition to his four Pro Bowl berths, Johnson was named the club’s Mack Lee Hill Award winner following his rookie season, an award given to the team’s top rookie or first year player. Additionally, after his career year in 2011, Johnson was awarded with the Derrick Thomas Award, given to the team’s MVP. The former Texas Longhorn originally entered the NFL as the Chiefs first-round pick (15th overall) in 2005.

**CHIEFS SIGN FISHER TO CONTRACT EXTENSION**

The Kansas City Chiefs announced on July 30, that the team signed tackle Eric Fisher to a contract extension. Fisher (6-7, 315) joined the Chiefs as the club’s first-round pick (first overall) in the 2013 NFL Draft. He has played in 46 games (43 starts) in three NFL seasons with the team. Fisher started both of the Chiefs playoff games in 2015. He’s seen action at both the left and right tackle positions in his pro career. The Rochester Hills, Michigan, native played collegiately at Central Michigan.



**CHIEFS ANNOUNCE STAFF CHANGES FOR 2016**

The Kansas City Chiefs announced several coaching staff moves on April 1, including five role changes and five new additions.

Britt Reid was promoted to serve as the primary defensive line coach, and Al Harris was elevated to Secondary Coach/Cornerbacks. Reid has assisted Coach Tommy Brasher with the defensive line since his arrival in 2013. Brasher now works on special projects for the club. Harris’ new role focuses on the corner position. He continues to work with Defensive Backs Coach Emmitt Thomas with the entire secondary group. Assistant Quarterbacks Coach Corey Matthaei assumed additional responsibility with an expanded role working with the quarterbacks and assisting the offensive line. Assistant Linebackers Coach Mark DeLeone now has an expanded role on defense. Additionally, the Chiefs hired Joe Bleymaier to serve as the club’s offensive quality control coach, Taylor Embree as a defensive assistant, Mike Smith was named the team’s assistant defensive line coach and Devin Woodhouse and Ryan Reynolds joined the club’s strength and conditioning staff.



### **CHIEFS SIGN QB NICK FOLE**

The Kansas City Chiefs announced on Aug. 5, that the club signed quarterback Nick Foles.

Foles (6-6, 243) has played in 39 games (35 starts) in four NFL seasons with the St. Louis Rams (2015) and Philadelphia Eagles (2012-14). His career numbers include 740 completions on 1,230 attempts (60.2 percent) for 8,805 yards with 53 touchdowns and 27 interceptions (87.3 rating). He has 101 career rushing attempts for 351 yards and five touchdowns. Foles was originally drafted in the third round (88th overall) of the 2012 NFL Draft by the Eagles while Chiefs Head Coach Andy Reid was leading Philadelphia. Foles spent his rookie season under Reid. The Austin, Texas native had a breakout season in 2013 where he completed 203 passes on 317 attempts for 2,891 yards with 27 touchdowns and two interceptions in only 10 starts. His 119.2 rating that season led the league and stands as the third-best mark in NFL history. Foles' touchdown-to-interception ratio in 2013 was the best ever by an NFL QB, which helped earn him a place on the 2014 Pro Bowl roster where he was named the Pro Bowl's MVP. Entering his fifth season, Foles played collegiately at Arizona.



### **CHIEFS S ERIC BERRY SIGNS FRANCHISE TAG**

The Kansas City Chiefs announced on Aug. 28 that safety Eric Berry signed his franchise tender.

Berry (6-0, 212) has compiled 384 tackles (308 solo), 26 tackles for loss, 5.5 sacks, 14 quarterback pressures, two forced fumbles, 10 interceptions and three defensive touchdowns in his six seasons with the Chiefs. In four career postseason contests (four starts), Berry has recorded 31 total tackles (26 solo), five passes defended, one forced fumble and one interception.

Berry earned the 2015 AP Comeback Player of the Year Award following the 2015 season after returning to the starting lineup in Week One after a battle with Hodgkin's Lymphoma. He finished third on the team in tackles with 61 (55 solo), to go along with 10 passes defended and two interceptions, earning his fourth Pro-Bowl invite. He was the co-winner of the Chiefs 2015 Derrick Thomas Award, honoring the club's MVP. The Fairburn, Ga., native originally entered the NFL as the Chiefs first-round pick (fifth overall) in the 2010 NFL Draft.



### **CHIEFS SIGN T MITCHELL SCHWARTZ**

The Kansas City Chiefs announced on March 10, that the team signed offensive tackle Mitchell Schwartz. Schwartz (6-5, 320) comes to Kansas City after spending his first four NFL seasons with the Cleveland Browns (2012-15). Schwartz has started all 64 games of his NFL career at right tackle and in addition to starting every game, Schwartz has not missed a single snap in his four-year NFL career. Schwartz originally entered the NFL as the Browns second-round pick (37th overall) in the 2012 NFL Draft. He played collegiately at the University of California.



### **BERRY AND PETERS EARN POSTSEASON HONORS**

The Kansas City Chiefs announced on March 5, that quarterback Alex Smith and safety Eric Berry were named the winners of the club's Derrick Thomas Award. Cornerback Marcus Peters earned the team's Mack Lee Hill Award for the 2015 season. It marked Berry's second postseason recognition as he was awarded the Mack Lee Hill Award after his rookie season in 2010. It was the first time that the team's MVP award was given to two players. Both honors were voted on by Chiefs players and were officially presented to them at the 46th annual 101 Awards. Berry and Peters both earned accolades from various outlets including being recognized at NFL Honors. Berry earned AP's Comeback Player of the Year Award and Peters was named the NFL's Defensive Rookie of the Year.





## THE DOCTOR IS IN THE HOUSE

To some, playing in the National Football League is the second-most impressive accomplishment on Laurent Duvernay-Tardif's resume.

Duvernay-Tardif, a practicing medical student, was finishing his third year of med school at McGill University in Montreal at the time of the 2014 NFL Draft. With hopes of being selected on the second night, Duvernay-Tardif was unable to follow along live. Not that he didn't want to, he was just preoccupied in the ER assisting an emergency C-section for a premature newborn.

Though he wasn't selected on that second night, the Chiefs eventually used the 200th overall pick to acquire Duvernay-Tardif in the sixth round.

While spending much of his rookie season learning from the sidelines, Duvernay-Tardif appeared in 16 games while starting 13 in 2015. His off-seasons are spent back in Montreal at various hospitals on rotations, where patients have begun to recognize the Canadian standout.

While football remains his number one priority right now, Duvernay-Tardif plans to finish medical school within the next few off-seasons and someday pursue his medical goals of specializing as an Emergency Room doctor.



## AFTER 24 YEARS AWAY, HALI RETURNS HOME

Some may call it acting unreasonably, but Kansas City Chiefs linebacker Tamba Hali would disagree. He says he's just sporadic.

Hali proved just how sporadic he could be when the Chiefs gave him some time off from offseason rehab.

Rather than sitting at home, Hali used the time to take a four-day trip to his native country of Liberia, which, though peaceful now, is most often characterized by the civil war that took place there from 1989 to 2003 and saw the deaths of more than 250,000 people.

Hali escaped as an 8-year-old in 1992, and something recently came over him that made him feel like it was time to go back.

"Sometimes I just get up and do things," Hali explained in a press conference with the local Kansas City media. "[With the time off, I figured] maybe I'll go home for a few days and just see how the country is and be there (physically), just to see because I haven't been back. When I got there, I was able to do way more than I anticipated."

Hali visited with Liberia's current president, Madam Ellen Johnson Sirleaf, and saw family members he hadn't seen in two decades.

"It was almost restoring their faith because we haven't had any contact with one another," Hali said. "They tell other people, 'That's our nephew, that's our cousin.' And they say, 'If that's your cousin or nephew, how come you're living in this condition?'"

"People didn't believe them. Just to pop up on them the way that I did, they were rejoicing and thanking God. It was really pleasing."

Hali described several sights that especially stood out to him during his trip, the most of which strangely being the physical condition of the roads.

"Before, it was all dusty-type of roads," he explained. "Now we have real roads that can get you to places. Where I live is about three hours on the [new] real good road, but it would take you six hours before with the type of roads that we used to have."

Hali used the new roads to actually make the trip out to his childhood home, which, to his pleasant surprise, was still upright.

"With all the war and everything that's happened, it's still there," he said. "I remember where I used to take my bath on the side of the house and where I was at the time when the fighting started. It was reminiscing. It felt good, especially having the people related to me there also be able to remember what I remember."

"It's not like I'm making it up, so they remember what I remember. We're kind of reminiscing the entire time. It felt good. They're living, I'm living; it felt good."

Hali recalled the early 1990s when the war began and how he felt with all of the destruction around him.

"I always remember I always wanted to join the fighting," he said. "I wanted to do that because I was a child, and everyone was doing it."

Hali's brother wouldn't allow him to, and that, Hali believes, likely saved his life.

"I may be dead," he admits now. "I don't think I would be living. I don't really see how life would be if I would have stayed and fought because all the people I knew as friends, they're dead."

Upon escaping, Hali began living with his father in New Jersey at the age of 9 and later attended and played football at Teaneck High School. Hali first played football at Teaneck and there he developed into a legitimate college prospect. Hali was recruited to and later started at Penn State.

In 2006, Hali was drafted to the Chiefs in the first round, and the rest is history.

Now as he enters his 11th season in the league, life is much different than it was more than 20 years ago for the 32-year-old Hali.

His successful pro football career has given Hali the means to travel wherever he desires, and for him, a means to help make a difference in his native country.

"I want to bring awareness to the country," he said. "I don't formally have a foundation and everything I do as far as giving, I just do. I don't want to bring awareness to myself because of whatever reason, but with the country I'm from, there are needs."

"There are things that the country needs and I think people can help, but if people don't know, they just can't do it, so I think I could be a great ambassador for our country back there."



## NOTES FROM WEEK 8 MATCHUP VS. COLTS

**REID MOVES UP WIN CHART:** With Sunday's win, Head Coach Andy Reid now sits tied for 13th in all-time regular season and postseason wins as a head coach with 177 wins. For active coaches, Reid trails only New England's Bill Belichick (253).

### MOST NFL WINS AS HEAD COACH

Rank	Head Coach	Win Total
1.	Don Shula	347
2.	George Halas	324
3.	Tom Landry	270
4.	Bill Belichick	253
5.	Curly Lambeau	229
6.	Chuck Noll	209
7.	Marty Schottenheimer	205
8.	Dan Reeves	201
9.	Chuck Knox	193
10.	Bill Parcells	183
11.	Tom Coughlin	182
12.	Mike Shanahan	178
13t.	<b>Andy Reid</b>	<b>177</b>
	Jeff Fisher	177
15.	Mike Holmgren	174

**DEFENSE GETS PASS RUSH GOING:** The Chiefs defense recorded a total of 6.0 sacks (-38.0 yards) in Sunday's game. The Chiefs have recorded 6.0 or more team sacks 58 times in team history. In those 58 games, the Chiefs have a 52-5-1 (.905) record. Since Head Coach Andy Reid and Defensive Coordinator Bob Sutton joined the team in 2013, the defense has recorded 6.0 or more sacks nine times and are 9-0 in those contests.

**PHILLIP GAINES PICKS ONE:** CB Phillip Gaines registered his first career interception in the second quarter of Sunday's game picking off QB Andrew Luck. His interception led to a three-play, 36-yard drive which ended in a 13-yard touchdown pass from QB Alex Smith to WR Jeremy Maclin. Gaines finished with four solo tackles and two passes defended to go with the interception.

**RAMIK RECOVERS FUMBLE:** In the first quarter of Sunday's game LB Ramik Wilson recovered a fumble by QB Andrew Luck, the second fumble recovery of his career. He added three tackles (two solo) in the game.

**JONES GETS HOME ON LUCK:** DL Chris Jones collected his first-career sack against QB Andrew Luck in the fourth quarter of Sunday's game, dropping the quarterback for a seven-yard loss. He added one solo tackle, including one for a loss, and two QB pressures to go along with the sack.

**BUILT FORD TOUGH:** LB Dee Ford brought down QB Andrew Luck for a single-game career-high 3.5 sacks (-21.0 yards) in Sunday's game. His performance brings his season total to a team-leading 7.0 sacks on the year, marking a new single-season career high. He now owns 12.5 sacks for his career. It marks his third-career multi-sack performance.

**HALI TEAMS UP FOR A SACK:** LB Tamba Hali was credited with a half sack (-5.0 yards) of QB Andrew Luck in Sunday's game. Hali now has 1.5 sacks on the season and 87.5 in his career, ranking second in franchise history behind Pro Football Hall of Fame LB Derrick Thomas.

### CHIEFS RECORD BOOK

#### MOST SACKS, CAREER

1.	126.5	Derrick Thomas	1989-99
2.	<b>87.5</b>	<b>Tamba Hali</b>	<b>2006-16</b>
3.	85.5	Neil Smith	1988-96
4.	73.0	Art Still	1978-87
5.	<b>56.0</b>	<b>Justin Houston</b>	<b>2011-16</b>

**FOLES SEES FIRST ACTION:** QB Nick Foles entered Sunday's game in the first quarter for his first action as a member of the Chiefs. He connected with TE Travis Kelce for a 14-yard TD, his first-career Chiefs touchdown pass. Foles finished with 16 completions on 22 pass attempts for 223 yards with two touchdowns, good for a 135.2 passer rating. It marks his first-career 100.0+ passer rating game with Kansas City and the 13th such game of his career.

**HILL BEATS THE COVERAGE:** WR Tyreek Hill collected the longest catch of his career in the first quarter, hauling in a 49-yard pass from QB Nick Foles. In addition, Hill tallied the most productive day of his career, finishing the game with five receptions for a career-high 98 yards and one touchdown, which came on a 34-yard pass from Foles. He added three punt returns for 57 yards (19.0 avg.) and one kickoff return for 21 yards in the game. Entering Sunday's game, Hill ranked first in the AFC and second in the NFL with a 15.2-yard average on punt returns.

**KELCE'S YARDS ADDING UP:** With seven catches for 101 yards in Sunday's game, TE Travis Kelce became the fourth tight end in franchise history to record 2,000 or more receiving yards in a career. Sunday's performance is the third 100+ yard receiving game of his career.

### CHIEFS RECORD BOOK

#### MOST RECEIVING YARDS, TIGHT END, CAREER (ALL 1,000+)

1.	10,940	Tony Gonzalez	1997-08
2.	3,101	Fred Arbanas	1962-70
3.	2,396	Walter White	1975-79
4.	2,025	Travis Kelce	2013-16
5.	1,541	Jonathan Hayes	1985-93

**MACLIN FINDS END ZONE:** WR Jeremy Maclin caught three passes for 43 yards in Sunday's game, including a 13-yard touchdown reception from QB Alex Smith. It marks Maclin's second touchdown reception of the season, his 10th since joining the Chiefs before the 2015 season, and gives him 46 career touchdowns.

**CAIRO ENTERS TOP FIVE:** K Cairo Santos connected on three field goals in Sunday's game (33, 22, 44). He currently sits fifth in franchise history for most field goals made with 69.

### CHIEFS RECORD BOOK

#### MOST FIELD GOALS, CAREER

1.	329	Nick Lowery	1980-93
2.	279	Jan Stenerud	1967-79
3.	119	Ryan Succop	2009-13
4.	93	Pete Stoyanovich	1996-00
5.	<b>69</b>	<b>Cairo Santos</b>	<b>2014-16</b>

**NO RUSHING TOUCHDOWNS ALLOWED:** Kansas City's defense did not allow an Indianapolis Colts rushing touchdown in Sunday's game, building on what has become a strength of the Chiefs defense. Since Head Coach Andy Reid and his staff took over the team in 2013, the defense has allowed a league-low 23 rushing touchdowns.

### NFL LEADERS

#### FEWEST RUSHING TOUCHDOWNS ALLOWED, 2013-16

1.	<b>23</b>	<b>Kansas City</b>
2.	26	Seattle
3.	28	New York Jets
	28	Baltimore



**RACKING UP THE INTERCEPTIONS:** In 2016 the Chiefs have a league-leading 11 interceptions through the first eight weeks. Since the beginning of the 2015 season, the Chiefs have more interceptions than any other team in the NFL with 33.

### NFL LEADERS

#### MOST INTERCEPTIONS, 2015-PRESENT

1.	<b>33</b>	<b>Kansas City</b>
2.	31	Carolina
3.	28	Arizona
	28	Cincinnati
5.	24	New York Jets





# THE LAST MEETING

## Chiefs 28, Jaguars 2

September 8, 2013 • EverBank Field • 59,416



<b>KANSAS CITY</b> .....	<b>14</b>	<b>7</b>	<b>0</b>	<b>7</b>	<b>—</b>	<b>28</b>
<b>JACKSONVILLE</b> .....	<b>2</b>	<b>0</b>	<b>0</b>	<b>0</b>	<b>—</b>	<b>2</b>

**JAC** — Safety, J. Thomas blocked punt out of endzone  
**KC** — Succop, 23-yard field goal (4-7, 1:16)  
**KC** — Avery, 5-yard pass from Smith (Succop kick) (3-24, 1:20)  
**KC** — Hemingway, 3-yard pass from Smith (Succop kick) (2-21, 0:33)  
**KC** — Charles, 2-yard run (Succop kick) (8-57, 4:42)  
**KC** — Hali, 10-yard interception return (Succop kick)

Team Statistics	Jaguars	Chiefs
First Downs	12	17
Total Net Yards	178	291
Rushes/Net Yards	23/71	28/120
Net Passing	107	173
Pass Attempts/Completions	41/19	34/21
Had Intercepted	2	0
Times Sacked/Yards	6.0/50.0	1.0/2.0
Punts/Average	11/50.5	10/36.3
Penalties/Yards	5/30	3/20
Fumbles/Lost	0/0	1/0
Possession Time	28:30	31:30

**RUSHING**  
**KC** — Charles 1-77, TD; Smith 4-25; Davis 4-12; Gray 2-8; Daniel 2-(-2).  
**JAC** — Jones-Drew 15-45; Gabbert 4-16; Forsett 1-7; Todman 1-2; Robinson 2-1.

**RECEIVING**  
**KC** — Sherman 4-44; Bowe 4-30; McCluster 3-43; Charles 3-23; Avery 2-11, TD; Fasano 2-8; Gray 2-6; Davis 1-5; Hemingway 1-3, TD.  
**JAC** — Forsett 4-22; Shorts 3-20; Reisner 3-31; Todman 3-20; Sanders 3-14; Brown 1-14; Ta'ufu'ou 1-11; Harbor 1-5.

**PASSING**  
**KC** — Smith 21-34-173, 2 TDs, 0 INTs.  
**JAC** — Gabbert 16-35-121, 0 TDs, 2 INTs. Henne 3-6-36, 0 TDs, 0 INTs.

**INTERCEPTIONS**  
**KC** — Flowers 1-32; Hali 1-10, TD.  
**JAC** — None.

**SACKS**  
**KC** — Houston 3.0; Poe 1.5; Jackson 1.0; Berry 0.5.  
**JAC** — Babin 1.0.

**FIELD GOALS**  
**KC** — None.  
**JAC** — None.

### CHIEFS VS. JAGUARS CONNECTIONS

#### Professional:

• Chiefs LB **Sio Moore** spent the 2013-14 seasons in Oakland in his first two years in the NFL. Jacksonville Running Backs Coach **Kelly Skipper** (2007-14) was on staff at the time, serving in the same capacity.

• Jacksonville Special Teams Coordinator **Mike Mallory** (2008-12), Assistant Head Coach-Offense and Offensive Line Coach **Doug Marrone** (2006-08) and Kansas City Linebackers Coach **Gary Gibbs** (2006-08) each spent the 2008 season in New Orleans. Mallory was an assistant special teams coach, Marrone was an offensive coordinator and Gibbs served as the defensive coordinator.

• Kansas City Defensive Coordinator **Bob Sutton** (2000-12) and Jacksonville Assistant Head Coach-Offense and Offensive Line Coach **Doug Marrone** (2002-05) spent three seasons together with the New York Jets. Sutton worked with the linebackers and Marrone was an offensive coordinator. Additionally, Jaguars Defensive Quality Control Coach **Dan Shamash** spent the 2008 season with Sutton as a coaching assistant. Chiefs Assistant Defensive Line Coach **Mike Smith** (2010-12) and Assistant Linebackers Coach **Mark DeLeone** (2012) also worked in the Jets' organization during Sutton's stay.

• Chiefs Linebackers Coach **Gary Gibbs** and Jaguars Assistant Head Coach-Offense and Offensive Line Coach **Doug Marrone** spent the 2000 season at the University of Georgia. Gibbs held the defensive coordinator role while Marrone was an offensive coordinator.

• Kansas City Secondary/Cornerbacks Coach **Al Harris** (1997) played cornerback for the Tampa Bay Buccaneers for one season under Jaguars Defensive Assistant **Monte Kiffin** (1996-2008) who was a defensive coordinator at the time. Additionally, Jaguars Special Assistant to the General Manager **John Idzik** (1993-2003) was the Buccaneers Director of Football Administration at the time.

• Jacksonville Assistant Wide Receivers Coach **Tony Sorrentino** (2009-10) spent two seasons with the Minnesota Vikings where he served as an offensive quality control coach and quarterbacks coach and spent time with several members of the Chiefs coaching staff: **Eric Bieniemy** (2006-10) was a running backs coach and Co-Offensive Coordinator **Brad Childress** (2006-10) served as head coach.

• Jacksonville Wide Receivers Coach **Jerry Sullivan** (1997-2000) spent four seasons in Detroit as a wide receivers coach when Chiefs Assistant Special Teams Coach **Brock Olivo** (1998-01) was a running back for the Lions.

• Jaguars Tight Ends/Assistant Special Teams Coach **Ron Middleton** (1986-87) played tight end in Atlanta while Chiefs Special Projects Coach **Tommy Brasher** (1986-89) served as a defensive line coach.

• Chiefs Defensive Backs Coach **Emmitt Thomas** (2002-09) served as Atlanta's Assistant Head Coach/Secondary Coach among other positions while Jacksonville's General Manager **David Caldwell** (2008-11) spent time as Atlanta's Director of College Scouting and later as Director of Player Personnel. Director of College Scouting **Marvin Allen** (2009-12) was also part of the Falcons organization.

• Jacksonville Strength and Conditioning Coordinator **Tom Myslinski** (1993-94) was on Atlanta's roster as an offensive lineman while Kansas City Offensive Line Coach **Andy Heck** (1994-98) played tackle.

• Chiefs Director of Football Administration **Trip MacCracken** (1999-2009) served as Cleveland's Salary Cap Coordinator and Director of Football Administration among other roles while Jaguars Strength and Conditioning Coordinator **Tom Myslinski** (2003-04, 2007-09) served in the same capacity.

• Jaguars General Manager **David Caldwell** (1998-2007) was part of

Indianapolis' organization as an area scout while Chiefs Area Scout **Willie Davis** (2005) served the coaching staff on a fellowship.

- Secondary/Cornerbacks Coach **Al Harris** (2010) was part of Miami's roster with Jacksonville QB **Chad Henne** (2008-11).

- Kansas City Head Athletic Trainer **Rick Burkholder** (1993-98) and Assistant Head Coach/Wide Receivers Coach **David Culley** (1996-98) spent time in Pittsburgh with Jacksonville Strength and Conditioning Coordinator **Tom Myslinski** (1996-97). Burkholder served as Assistant Athletic Trainer, Culley was a Wide Receivers Coach and Myslinski was on the roster as an offensive lineman.

- Jaguars Wide Receivers Coach **Jerry Sullivan** (1992-96) and Tight Ends/Assistant Special Teams Coach **Ron Middleton** (1995) spent time in San Diego with Kansas City Running Backs Coach **Eric Bieniemy** (1991-94) Sullivan was on the Chargers roster as a wide receiver, Middleton was a tight end and Bieniemy was a running back.

- Kansas City QB **Alex Smith** was on San Francisco's roster from 2005-12 while Jacksonville Wide Receivers Coach **Jerry Sullivan** (2005-10) served in the same capacity.

- Chiefs Director of Pro Scouting **Will Lewis** (1999-2011), DL **Jaye Howard** (2012) and DB **Ron Parker** (2011-12) spent time in Seattle with Jaguars Head Coach **Gus Bradley** (2009-12).

- DT **Sen'Derrick Marks** (2009-12) spent time on Tennessee's roster while Kansas City Area Scout **Trey Koziol** (2009-12) held the same title.

- Chiefs Defensive Backs Coach **Emmitt Thomas** (1986-94) served as Washington's Secondary/Wide Receivers Coach while Jacksonville Strength and Conditioning Coordinator **Tom Myslinski** (1992) was on the roster as an offensive lineman and Tight Ends/Assistant Special Teams Coach **Ron Middleton** (1988, 1990-93) played as a tight end.

- Kansas City Chiefs OL **Mitchell Schwartz** (2012-15) was drafted by the Cleveland Browns in 2012 and played alongside Jacksonville S **Tashaun Gipson** (2012-15) for four seasons with the club.

- Jaguars CB **Davon House** (2011-14) entered the league with the Green Bay Packers when Chiefs General Manager **John Dorsey** (1984-98, 2000-12) was the Director of College Scouting from 2000-11 and Director of Football Operations (2012).

#### Former Jaguars

- Kansas City Offensive Line Coach **Andy Heck** was a member of the Jaguars staff for nine seasons from 2004-12, serving as an offensive assistant (2004), assistant offensive line coach (2005) and offensive line coach (2006-12).

#### College

- Jacksonville DT **Abry Jones** (2009-12) teamed up alongside Chiefs LB **Justin Houston** (2007-10) for two seasons when the duo played at the University of Georgia.

- Kansas City LS **James Winchester** (2010-11) and Jacksonville CB **Aaron Colvin** (2010-13) were on the Oklahoma Sooners roster together where they won a Big 12 Championship together in 2010 ending the season with a 12-2 record.

- Chiefs WR **Demarcus Robinson** (2013-15) and Jaguars DE **Dante Fowler Jr.** (2012-15) spent three seasons together at the University of Florida. Kansas City DL **Jaye Howard** (2008-11) also played collegiately at the University of Florida.

- Kansas City LB **Dee Ford** (2009-13) and Jacksonville RB **Corey Grant** (2010-14) won a National Championship together in 2011 when Auburn University defeated the University of Oregon, 22-19, in the 2011 Tostitos BCS National Championship.

- Chiefs Defensive Assistant **Taylor Embree** (2008-11) was a wide receiver at UCLA before becoming a graduate assistant in 2015. Embree crossed paths there with Jaguars LB **Myles Jack** (2013-15) who was finishing up his career as a Bruin.

- Kansas City QB **Tyler Bray** (2010-12), OL **Zach Fulton** (2010-13) and Jacksonville DT **Malik Jackson** (2010-11) teamed up at the University of Tennessee.

- Kansas City TE **Ross Travis** (2012-15) played basketball at Penn State University while Jacksonville WR **Allen Robinson** (2011-13) was a member of the Nittany Lions' football team.

- Jaguars Defensive Coordinator **Todd Wash** served as LSU's offensive line coach from 2001-02 while Kansas City Linebackers Coach **Gary Gibbs** (2001) was defensive a coordinator.

- Chiefs DT **Dontari Poe** (2009-11) was on Memphis' roster while Jacksonville Strength and Conditioning Coordinator **Tom Myslinski** (2010) and Strength and Conditioning Associate **Jess Langvardt** (2009-11) both served in the same roles.

- Jacksonville LB **Paul Posluszny** (2003-06) and Chiefs LB **Tamba Hali** (2002-05) were teammates at Penn State.

- Jaguars Defensive Assistant **Monte Kiffin** (1980-82) was the head coach at North Carolina State the same time Chiefs Defensive Coordinator **Bob Sutton** was on staff as a running backs coach (1982). It was the last time Sutton coached on the offensive side of the ball.

- Kansas City Defensive Line coach **Britt Reid** (2010-12) and Jacksonville Offensive Coaching Assistant **Chris O'Hara** (2009-10) were student assistants at Temple University during the 2010 season.

#### Hometown

- Jacksonville President **Mark Lamping** is a native of Kansas City, Missouri.

- Prior to his arrivals in Jacksonville and New Meadowlands Stadium Company, Jaguars President **Mark Lamping** served as the president of the St. Louis Cardinals from 1994-2008. In addition to the club's five Central Division titles and 2004 National League Championship, the Cardinals earned their 10th World Championship in 2006.

- Jaguars Defensive Coordinator **Todd Wash** (2004) and Assistant Linebackers Coach **Scottie Hazelton** (2004-05) coached at Missouri Southern State prior to their arrivals in Jacksonville. Wash served as a defensive coordinator/linebackers coach and Hazelton was a defensive coordinator.

- Jacksonville Wide Receivers Coach **Jerry Sullivan** was a wide receivers coach at Kansas State from 1971-72.

- Chiefs Assistant Linebackers Coach **Mark DeLeone** spent the 2010 season as a quality control coach at the University of Florida.

- Jacksonville Special Teams Coordinator **Mike Mallory** was the Linebackers Coach at Kansas for the 2006 season.

- Jacksonville Strength and Conditioning Associate **Jess Langvardt** played collegiately at Sterling College in Sterling, Kan., and served as the Assistant Coach from 2005-06.

- Jaguars Wide Receivers Coach **Jerry Sullivan** served in the same capacity at Kansas State from 1971-72.

- Jacksonville Jaguars ILB **Arthur Brown** (2010-12) graduated from Kansas State University. In Brown's last season with the Wildcats, he helped lead the team to an 11-2 record, winning the Big 12 Championship while advancing to the 2013 Tostitos Fiesta Bowl.

- Jaguars ILB **Arthur Brown** is from Wichita, Kan. where he attended Wichita East High School. As a Blue Ace, Brown played in the U.S. Army All-American game, selected as a Parade All-American and named to USA Today's All-USA team.

- Jacksonville DT **Malik Jackson** and Kansas City Head Coach **Andy Reid** and WR **De'Anthony Thomas** are all from Los Angeles, Calif.

- Chiefs Co-Offensive Coordinator **Matt Nagy** and Jaguars DL **Jared Odrick** both call Lancaster, Pa., their hometown.

- The Kansas City Chiefs have multiple players from the Sunshine State: LB **Sam Barrington**, DL **Jaye Howard**, T **Jah Reid**, K **Cairo Santos**, WR **Albert Wilson** and LB **Ramik Wilson**.

- Kansas City LB **Sam Barrington** attended high school at Terry Parker High School, just six miles away from EverBank Field Stadium.



## MISC. NOTES

### 2016 RED ZONE TAKEAWAYS

The Chiefs defense currently leads the NFL in red zone takeaways. In 23 red zone opportunities, Kansas City has forced five turnovers.

Rk.	Team	Drives	Takeaways	%RZ Takeaways
1.	KC	23	5	21.7
2t.	BUF	26	3	11.5
	PHI	25	3	12.0

### PETERS CONTINUES TO SHINE

Coming off of a rookie campaign which garnered Defensive Rookie of the Year honors, Chiefs CB Marcus Peters has picked up right where he left off. The second-year corner leads the league with five interceptions through Week 8 of the 2016 season.

Rk.	Player	Team	Int.	Int. Yards	Avg.
1.	Marcus Peters	KC	5	47	9.4
2.	Casey Hayward	SD	4	74	18.5
3t.	Marcus Cooper	ARI	3	95	31.7
	Rodney McLeod	PHI	3	5	1.7
	C.J. Mosley	BAL	3	12	4.0
	Aqib Talib	DEN	3	86	28.7

### PETERS NO FLY ZONE - PASSES DEFENSED

CB Marcus Peters, now in his second year with the Chiefs, ranks among the NFL's best in defending the pass. Peters ranks second in the league in passes defended with 37 in the 2015-16 seasons.

#### NFL Statistics, 2015-16 NFL Passes Defended Leaders

Rk.	Player	G	PD	Int	TD
1.	David Amerson	24	38	6	1
2.	Marcus Peters	23	37	13	2
3t.	Ronald Darby	22	29	2	0
	Josh Norman	24	29	5	2
5.	Johnathan Joseph	24	27	1	0



### ANTHONY SHERMAN ON A STREAK

Chiefs FB Anthony Sherman has been one of the most consistent players in the NFL. Sherman ranks tied for first among fullbacks in the NFL for consecutive games played.

#### NFL Leaders, Consecutive Games Played, Fullbacks

Rk.	Games	Player	Team
1t.	55	Anthony Sherman	Chiefs
		Kyle Juszczyk	Ravens
3.	54	Patrick DiMarco	Falcons
4.	52	John Kuhn	Atlanta

### COLQUITT INSIDE THE 20

Dating back to 2005, Chiefs P Dustin Colquitt leads all NFL punters in pinning opponents inside the 20. His current mark of 368 stands as a Chiefs franchise record.

Rk.	Player	TM	Punts	Avg	In. 20	Net Avg.
1.	Dustin Colquitt	KC	923	44.8	368	39.5
2.	Donnie Jones	Phi	987	45.7	327	39.6
3.	Andy Lee	Car	944	46.8	315	40.0
4.	Shane Lechler	Hou	958	48.1	308	39.9
5.	Sam Koch	Bal	819	45.3	292	39.4

### PETERS TAKES IT AWAY

Chiefs CB Marcus Peters leads the NFL in interceptions for the 2015-16 seasons, owning 13 total interceptions in 23 regular season games.

Peters recorded two INTs vs. the Jets, marking his second multi-interception game this season and third in his career.

#### NFL, 2015-16 NFL Interception Leaders

Rk.	Player	G	INT.	Yards	Avg.	Long	TD
1.	Marcus Peters	23	13	327	25.2	90t	2
2.	Reggie Nelson	24	10	167	16.7	40	0
3t.	Kurt Coleman	22	8	97	12.1	36t	2
	Trumaine Johnson	19	8	136	17.0	58t	1
	Marcus Williams	21	8	59	7.4	21	0

### JEREMY MACLIN UNDER COACH REID

Andy Reid drafted Jeremy Maclin in the first round of the 2009 NFL Draft and Maclin excelled under Reid's tutelage. Below is a breakdown of Maclin's year-by-year performances under Coach Reid.

Year	Rec.	Yds.	Avg.	TD
2009	56	773	13.8	4
2010	70	964	13.8	10
2011	63	859	13.6	5
2012	69	857	12.4	7
2015	87	1,088	12.5	8
2016	30	376	12.5	2

<b>Totals</b>	<b>375</b>	<b>4,917</b>	<b>13.1</b>	<b>36</b>
---------------	------------	--------------	-------------	-----------

### MITCHELL SCHWARTZ ON A STREAK

Chiefs T Mitchell Schwartz ranks fourth among offensive tackles with 71 consecutive games started in his career. He has not missed a snap since entering the league.

#### NFL Leaders, Consecutive Games Started, Offensive Tackles

Rk.	Games	Player	Team
1.	152	Joe Thomas	CLE
2.	148	Donald Penn	TB/OAK
3.	98	Zane Beadles	DEN/JAX/SF
4t.	87	Joe Staley	SF
	71	Mitchell Schwartz	CLE/KC

### MACLIN IN THE RECORD BOOKS

In his first season in a Chiefs uniform, WR Jeremy Maclin had 87 receptions, setting a Chiefs record for single-season receptions by a wide receiver.

#### CHIEFS RECORD BOOK

##### MOST RECEPTIONS, SEASON, WIDE RECEIVER

1.	87	Jeremy Maclin	2015
2.	86	Dwayne Bowe	2008
3.	81	Dwayne Bowe	2011
4.	80	Carlos Carson	1983
5.	78	Derrick Alexander	2000

### ALEX'S GROUND GAME

Alex Smith ran for 498 yards on 84 rushes, an average of 5.93 yards per attempt in 2015. Smith's 498 yards ranked as fourth most in the NFL and second most in the AFC for quarterbacks in 2015. It is the highest rushing mark for a QB in Chiefs history.

#### 2015 Quarterback Rushing Yards, NFL

Rk.	Players	Team	Yards
1.	Cam Newton	Panthers	636
2.	Tyrod Taylor	Bills	568
3.	Russell Wilson	Seahawks	553
4.	Alex Smith	Chiefs	498
5.	Aaron Rodgers	Packers	344

## COACH REID HITS MILESTONE 300 GAMES

Chiefs Head Coach Andy Reid coached his 300th career game, regular season and postseason combined, on Sunday, Oct. 23 against the Saints at Arrowhead Stadium. The Chiefs won 27-21. There have been more than 400 head coaches in NFL history and only 14 of them have had the longevity to reach the 300+ mark. Below is the all-time list of NFL head coaches to reach that milestone. Reid has won 177 of his 301 games (tied once) thus far (.590).

### Head Coaches in NFL to Reach 300+ Games

Bill Belichick  
Tom Coughlin  
Jeff Fisher  
George Halas  
Chuck Knox  
Curly Lambeau  
Tom Landry  
Chuck Noll  
Bill Parcells  
Dan Reeves  
Marty Schottenheimer  
Mike Shanahan  
Don Shula  
**Andy Reid**

Reid is the third active head coach to join this list behind Belichick and Fisher. Of the 14 head coaches above, six are in the Pro Football Hall of Fame (Halas, Lambeau, Landry, Noll, Parcells and Shula).

## PRECISION PASSING STREAK

Alex Smith's streak without an interception began in the third quarter of Week Three at Green Bay in 2015 and ended in the second quarter of Week 14 vs. San Diego. Smith's 312 attempts without an INT were 136 more than the next closest quarterback in 2015.

### NFL Leaders (2015) Consecutive Pass Attempts Without an Interception

Rk.	QB	Att.	Time Span
1.	<b>Alex Smith</b>	<b>312</b>	<b>Sept. 28-Dec. 13</b>
2.	Tom Brady	176	Sept. 10-Oct. 18
3.	Russell Wilson	168	Nov. 15 - Dec. 27
4.	Eli Manning	142	Sept. 13-Oct. 4
5.	Colin Kaepernick	135	Oct. 4-Present

In addition to Smith ranking first in the NFL last season, Smith's 312 attempts are 79 more than the second-most in Chiefs history.

### Chiefs Record Book Consecutive Pass Attempts Without an Interception

Rk.	QB	Att.	Year
1.	<b>Alex Smith</b>	<b>312</b>	<b>2015</b>
2.	Steve DeBerg	233	1990
3.	Rich Gannon	202	1997-98
4.	Matt Cassel	162	2010
5.	Tyler Thigpen	161	2008
6.	Trent Green	159	2005

Smith's 312 consecutive pass attempts without an interception ranks second in NFL history.

### NFL Record Book, Consecutive Pass Attempts Without an Interception

Rk.	QB	Att.	Year
1.	Tom Brady	358	2010-11
2.	<b>Alex Smith</b>	<b>312</b>	<b>2015</b>
2.	Bernie Kosar	308	1990-91
4.	Bart Starr	294	1964-65
5.	Jeff George	279	1993-94

## WARE SHOWS CONSISTENCY

As the season enters Week 9, running back Spencer Ware has solidified his place as a key member of the Chiefs offense. After eight weeks, Ware ranks in the top six in three different offensive categories in the NFL, including average yards from scrimmage per game, yards per carry and receiving yards among running backs.

### NFL Leaders

#### Scrimmage Yards Leaders Per Game, 2016

Rk.	Name	Team	Avg. Scrim. Yds./G
1.	David Johnson	ARI	139.0
2.	Ezekiel Elliott	DAL	135.6
3.	DeMarco Murray	TEN	119.1
4.	<b>Spencer Ware</b>	<b>KC</b>	<b>117.7</b>
5.	A.J. Green	CIN	112.0

### NFL Leaders

#### Rushing Leaders, 2016

Rk.	Name	Team	G	Yds.	Avg.
1.	Jay Ajayi	MIA	6	535	6.37
2.	LeSean McCoy	BUF	7	598	5.34
3.	DeAndre Washington	OAK	8	267	5.13
4.	Eddie Lacy	GB	5	360	5.07
5.	Ezekiel Elliott	DAL	7	799	5.03
6.	<b>Spencer Ware</b>	<b>KC</b>	<b>7</b>	<b>511</b>	<b>5.01</b>

### NFL Leaders

#### Receiving Leaders Among Running Backs, 2016

Rk.	Player	Team	G	Total Yards
1.	David Johnson	ARI	8	407
2.	Tevin Coleman	ATL	7	330
3.	<b>Spencer Ware</b>	<b>KC</b>	<b>7</b>	<b>313</b>
4.	Duke Johnson Jr.	CLE	8	297
5.	Giovani Bernard	CIN	8	277

## HILL CONTINUES TO SHINE

Rookie WR Tyreek Hill has four receiving touchdowns in seven games this season, closing in on a record for most receiving touchdowns by a rookie player in franchise history, which stands at six, held by TE Fred Arbanas (1962) and WR Stephone Paige (1983). Four players are tied for third with five touchdown receptions as rookies.

Rk.	Player	TD	Season
1t.	Fred Arbanas	6	1962
	Stephone Paige	6	1983
3t.	Chris Burford	5	1960
	Otis Taylor	5	1965
	Bill Jones	5	1990
	Tim Barnett	5	1995
	Dwayne Bowe	5	2007

## FORD JOINS NFL SACK LEADERS

With a career-high 7.0 sacks (-37.5 yards) this season, LB Dee Ford is tied for third in the AFC and tied for fifth in the NFL for total sacks.

### NFL LEADERS SACKS, 2016 SEASON

Rk.	Player	G	S	Team
1.	Lorenzo Alexander	8	9.0	BUF
2.	Von Miller	8	8.5	DEN
3t.	Cliff Avril	7	7.5	SEA
	Vic Beasley Jr.	8	7.5	ATL
5t.	<b>Dee Ford</b>	<b>7</b>	<b>7.0</b>	<b>KC</b>
	Ryan Kerrigan	8	7.0	WAS
	Brian Orakpo	8	7.0	TEN





## PROTECTING THE FOOTBALL UNDER REID

Dating back to Chiefs Head Coach Andy Reid's arrival in 2013, the Kansas City offense has remained among the NFL's top-five teams when it comes to protecting the football. The Chiefs have just 57 turnovers in that span, trailing only Seattle (55) and New England (53).

Rk.	Team	G	TOs
1.	NE	56	53
2.	SEA	55	55
3.	<b>KC</b>	<b>55</b>	<b>57</b>
4.	GB	55	65
5.	SF	55	70

## CHIEFS TAKEAWAYS UNDER REID

Dating back to 2013, when Chiefs Head Coach Andy Reid arrived in Kansas City, the Chiefs defense ranks tied for second in the AFC and tied for fifth in the NFL when it comes to forcing opponent turnovers, tallying 95 total takeaways.

Rk.	Team	G	TOs
1.	CAR	55	105
2.	AZ	56	103
3.	PHI	55	98
4.	BUF	56	97
5t.	<b>KC</b>	<b>55</b>	<b>95</b>
	CIN	56	95



## 2016 PUNT RETURNS

Chiefs rookie WR Tyreek Hill has found a knack for returning punts early in his career. In just seven games, the newcomer ranks first in the AFC and second in the NFL in average punt return yards with 15.9 yards per return.

Rk.	Player	Team	Ret.	Yards	Avg.
1.	Jamison Crowder	WAS	12	230	19.2
2.	<b>Tyreek Hill</b>	<b>KC</b>	<b>16</b>	<b>254</b>	<b>15.9</b>
3.	Marcus Sherels	MIN	13	190	14.6
4.	Eric Weems	ATL	12	166	13.8

## 2016 TOTAL PENALTIES AND PENALTY YARDS

The Chiefs discipline is prevalent in the 2016 season as they rank second for fewest total penalties called against and yards penalized in the NFL. Kansas City has a total of 39 penalties (19 offense, 11 defense and 9 special teams) for a total of just 302 yards, trailing only San Francisco (244).

Rk.	Team	Number of Penalties	Penalty Yards
1.	SF	31	244
2.	<b>KC</b>	<b>39</b>	<b>302</b>
3.	SD	41	303
4.	GB	41	345
5t.	HOU	42	353

## PICK CITY 2015

The Chiefs defense was a dominant part of the team's 10-game winning streak, ranking first in the AFC in interceptions. Below is a ranking of the NFL leaders in interceptions, by team.

### NFL Leaders, Interceptions, 2015

Team Rankings			
Rk.	Team	INTs	TDs
1.	Panthers	24	4
2.	<b>Chiefs</b>	<b>22</b>	<b>4</b>
3.	Bengals	21	1
4.	Cardinals	19	4
5.	Jets	18	0

## 2015 TURNOVER DIFFERENTIAL

The Chiefs defense proved to be one of the best in the league. The club forced 29 opponent turnovers on defense and special teams. Below is a breakdown of the 2015 NFL leaders in turnover differential.

### 2015 NFL Team Leaders, Turnover Differential

Rk.	Team	TO Diff.
1.	Panthers	+20
2.	<b>Chiefs</b>	<b>+14</b>
3.	Bengals	+11
4.	Cardinals	+9
5t.	Three tied	+7

## 2016 POINTS OFF TURNOVERS

Through Week 8, the Chiefs have scored 48 of their 166 total points (28.9%) off turnovers, which ranks fourth in the league.

### 2016 NFL Team Leaders, Percent of points scored off turnovers

Rk.	Team	Takeaways	Takeaway Points	Total Points	% of Points off Takaway
1.	DEN	16	80	194	41.2
2.	SF	11	55	144	38.2
3.	ARI	15	54	179	30.2
4.	<b>KC</b>	<b>16</b>	<b>48</b>	<b>166</b>	<b>28.9</b>
5.	MIN	16	33	129	25.6

## RACKING UP THE POINTS

Since Andy Reid was named Head Coach in 2013, the Chiefs have had at least four games each season where they've scored 30 or more points. The last time the Chiefs scored 30 or more points in five or more games in a single season was in 2010 when the Chiefs had six 30+ point games.

### Most 30-Point Games, Season

Rk.	Games	Seasons
1.	8	1966, 2002, 2004
2.	7	1999, 2003
3.	6	1960, 1967, 2010
4.	<b>5</b>	1962, 1965, 1968, 1983, 1994, 2005, 2006, <b>2015</b>
5.	4	1961, 1963, 1969, 1980, 1984, 1985, 1990, 1997, 1998, 2013, 2014

## HE WINS AT HOME AND ON THE ROAD

No matter where his team is playing, home or away, Chiefs Head Coach Andy Reid is consistent. Through 18 seasons and 279 games, Coach Reid has a nearly identical record on the road as he does at home.

Home Record	Road Record	Total
85-54 (.612)	81-58-1 (.582)	166-112-1 (.597)

**MISC. NOTES**

**CHIEFS DEFENSIVE RANKINGS**

Kansas City's defense has established itself as one of the National Football League's top units over the past few seasons. Below is a look at the categories the Chiefs rank inside the top 10 to start the 2016 season.

Category	NFL Rank	Value
1st and Goal Inside 5 Takeaways	1st	2 takeaways
Avg. Length of Opp. Scoring Drives	8th	7.71 plays
5-Minute Drives Allowed	T-3rd	7 drives
Fumble Returns of 20+ Yards	T-1st	2 returns
Goal-to-Go Takeaways	1st	3 takeaways
Opp. Passing Inside the 30	5th	76.1 rating
Interception Returns of 20+ Yards	T-3rd	3 returns
Miscellaneous Touchdowns Allowed	T-1st	0 touchdowns
Offensive Points Allowed	10th	137 points
Opp. Field Goal Percentage	4th	72.7%
Opp. Punt Returns of 20+ Yards	T-1st	0 returns
Opp. 1st and Goal Inside 5 TD Eff.	T-8th	75.0%
Opp. 2nd Down Conversions	9th	29.7%
Opp. 3rd and 10+ Conversions	T-6th	15.4%
Opp. 3rd and >6 Conversions	6th	21.4%
Opp. Yards After Catch	10th	663 yards
Opp. Rushing Plays of 20+ Yards	T-1st	2 rushes
Opp. Scoring Outside the Red Zone	10th	35 points
Opp. Yards Gained on First Down	10th	5.30 yards
Opp. First Downs	T-6th	136 first downs
Opp. Kickoff Touchback Percentage	2nd	46.7%
Opp. Plays of 10+ Yards	T-4th	86 plays
Opp. Plays of 20+ Yards	T-5th	24 plays
Opp. Punt Return Average	1st	4.6 yards
Opp. Turnover Pct. on Drive <4 Plays	9th	6.1%
Opp. Total Points Scored	7th	137 points
Opp. Scoring Efficiency	9th	29.3%
Opp. Passer Rating	9th	83.5 rating
Passing Defense on 2nd Down	9th	80.1 rating
Opp. Points Scored at End of Half	T-6th	13 points
Opp. Red Zone Successful Plays	5th	37.7%
Red Zone Takeaways	1st	5 takeaways
Rushing Defense on Second Down	9th	3.64 yards
Takeaway Points Scored	4th	48 points
Takeaway Scoring Breakdown	T-1st	16 takeaways
Total Points Allowed	7th	137 points

**CHIEFS OFFENSIVE RANKINGS**

Kansas City's offense ranks in the top 10 in a number of categories so far in the 2016 season. Below is a snapshot of the categories the Chiefs are ranked inside the top third of the league.

Category	NFL Rank	Value
Avg. Yards Gained on 1st Down	7th	5.82 yards
3 & Out Drive Percentage	8th	17.7%
3rd and 4th and 1 Conversions	T-8th	75.0%
3rd and 1 Conversions	T-7th	81.8%
4th Down Conversions	T-6th	66.7%
Avg. Margin of Victory	8th	13.00 points
Passer Rating in Blitz Situations	T-8th	110.42 rating
Avg. Starting Field Position	9th	29.4-yard line
Avg. Starting Field Position-Away	5th	31.3-yard line
Total Giveaways	T-9th	7 giveaways
Passer Rating Inside the 30-Yard Line	5th	112.4 rating
Kickoff Returns of 20+ Yards	T-6th	68.6%
Miscellaneous Touchdowns Scored	T-2nd	3 touchdowns
Overall Passer Rating	8th	97.5 rating
Penalties Called Against	2nd	39 penalties
Penalties Per Game	4th	5.57 penalties
Points on Possession after Takeaways	10th	27 points
Punt Return Avg.	2nd	14.9 yards
Punt Returns of 20+ Yards	T-2nd	3 returns
Turnover Pct. on Drives <4 Plays	T-6th	2.5%
Rushing Avg. on Second Down	10th	4.63 yards
Rushing Plays of 20+ Yards	T-8th	5 rushes
Scoring Differential	9th	+29 points
Drives Starting Inside Opp.'s 50	T-9th	9 drives
Takeaway Totals	T-1st	16 takeaways
Turnover Differential	2nd	+9 turnovers
Two-Minute Offense Points	T-4th	14 points







## 2016 DRAFT ADDITIONS

**DL Chris Jones** was selected by Kansas City with the 37th overall pick in the 2016 NFL Draft. Jones saw time in his seventh NFL game and second career start against the Indianapolis Colts where he picked up his first career sack. The former Mississippi State defensive lineman played in 39 games (19 starts), where he totaled 102 tackles, including 18 tackles for loss and 8.5 sacks over his three-year playing career. Jones was named Second-Team All-American by Pro Football Focus in 2015.

**OL Parker Ehinger** adds versatility to the interior of the Kansas City Chiefs offensive line unit as he saw his fourth career NFL start against the Colts with a 30-14 victory. Ehinger helped edge the Kansas City Chiefs offense to a total of 422 net yards.

**DB Eric Murray and CB D.J. White** both have stepped up in their first year as NFL rookies. Murray has picked up one fumble recovery against the Jets this season, while White has compiled a total of 11 tackles, three passes deflected and one interception on the season.

**WR Demarcus Robinson** a fourth round, third pick from the University of Florida saw action in special teams versus the Colts for his seventh NFL career game. In Robinson's time at Florida, he played in 33 games (20 starts), catching 106 passes for 1,355 yards (12.8 avg.) and posting nine touchdowns.

**WR Tyreek Hill** registered his seventh NFL career appearance in the 2016 season on Sunday versus the Colts. Hill collected the longest catch of his career in the first quarter, hauling in a 49-yard pass from QB Nick Foles. In addition, Hill tallied the most productive day of his career, finishing the game with five receptions for a career-high 98 yards and one touchdown, which came on a 34-yard pass from Foles. He added three punt returns for 57 yards (19.0 avg.) and one kickoff return for 21 yards in the game.

**LB Dadi Nicolas** a 6-3, 233 pound, sixth round pick from Virginia Tech played in his sixth NFL career game against the Colts. In his college career, Nicolas played in all 49 games (26 starts). Nicolas totaled 166 tackles (87 solo), including 36 tackles for loss, 17.5 sacks, two forced fumbles and three fumble recoveries as a Hokie while being honored as a All-ACC Third Team selection in the 2015 season.

Round	Pick	Overall	Player
2	6	37	Jones
4	7	105	Ehinger
4	8	106	Murray
4	28	126	Robinson
5	28	165	Hill
6	3	178	White
6	28	203	Nicolas

## KEY ACQUISITIONS

**T Mitchell Schwartz** was aquired as a free agent from the Cleveland Browns on March 10. Schwartz recorded his seventh start in a Chiefs uniform at RT on Sunday versus the Indianapolis Colts.

**CB Kenneth Acker** saw action as a member of the Chiefs for the third time in his career versus the Colts. Acker was acquired by the Chiefs via trade with the 49ers on Aug. 27. Acker (6-0, 195) has played in 15 games (13 starts) in one NFL season with the San Francisco 49ers (2015). His career numbers include 63 tackles (53 solo), two tackles for loss, three interceptions returned for 45 yards and eight passes defended.

**QB Nick Foles** entered Andy Reid's offense with his first appearance as a Kansas City Chief against the Indianapolis Colts. Foles finished with 16 completions on 22 pass attempts for 223 yards with two touchdowns, good for a 135.2 passer rating. It marks his first-career 100.0+ passer rating game with Kansas City and the 13th such game of his career.

**LB Sam Barrington** joins the Chiefs after being claimed via waivers from the Green Bay Packers on Sept. 3. Barrington saw field action with special teams against the Raiders. His career numbers include 54 tackles (41 solo), three tackles for loss, 1.0 sack, four pressures and one pass defended.

**LB Sio Moore** was aquired as a free agent on October 7. Moore's 6'1, 245 stature will add depth to the defensive unit. The 66th overall pick by the Raiders in 2013, has accumulated 132 tackles, 42 assists and 7.5 sacks for 50.5 yards loss in his career.

**DE Kendall Reyes** is a fifth-year defensive end who enters his first season with the Chiefs in 2016. Reyes has appeared in 66 games (50 starts) making 84 tackles (37 solo), 30 quarterback hurries, 13.5 sacks, seven passes defended and one interception. He originally entered the NFL as a second-round pick (49th overall) by the San Diego Chargers in the 2012 NFL Draft.

Pos.	Player	Ht.	Wt.	Last Team
T	Mitchell Schwartz	6-5	320	Cleveland Browns
CB	Kenneth Acker	6-0	195	San Francisco 49ers
QB	Nick Foles	6-6	243	Los Angeles Rams
LB	Sam Barrington	6-1	240	Green Bay Packers
LB	Sio Moore	6-1	245	Indianapolis Colts
DE	Kendall Reyes	6-4	300	Washington Redskins

## AMONG THE BEST IN CHIEFS HISTORY

In his first four seasons as head coach of the Chiefs, Andy Reid coached his team to a 36-19 record in the first 55 games. His 65.5 winning percentage is the top mark in franchise history for any coach in his first four seasons leading the club. Marty Schottenheimer is second on that list, leading his Chiefs teams to a 33-21-1 (60.0%) record in his first four seasons.

### Most Regular Season Wins, First 4 Years with Team

Rk.	Name	Yr. 1	Yr. 2	Yr. 3	Yr. 4	Tot. Rec.	Win %
1.	Andy Reid	11-5	9-7	11-5	5-2	36-19	65.5%
2.	Marty Schottenheimer	8-7-1	11-5	10-6	4-3	33-21-1	60.0%
3.	Hank Stram	8-6	6-8	11-3	2-4-1	27-21-1	55.1%
4.	Dick Vermeil	6-10	8-8	13-3	3-4	30-25	54.5%
5.	John Mackovic	6-10	8-8	6-10	4-3	24-31	43.6%

In Reid's 55 total games with the Chiefs, he has registered a 20-7 (74.1%) record at home and a 16-12 (57.1%) record on the road.



## HEAD COACH ANDY REID NOTES



### REID CAREER HIGHLIGHTS

- Career record of 166-112-1 in the regular season, as well as an 11-11 postseason record. Reid's 177 combined wins rank 13th in NFL history. Reid ranks second among active coaches in regular season and postseason wins. He has defeated all 32 NFL teams as a head coach.
- His 31 wins in his first three seasons with Kansas City are more than any other head coach in franchise history in their initial three seasons. Reid guided Kansas City to its first playoff win in 22 years in 2015. The club finished 11-5 after a 1-5 start, the greatest turnaround in a single season.
- The 2013 Chiefs, led by Head Coach Andy Reid, orchestrated the greatest single-season turnaround in franchise history after an 11-5 finish. In 2012, the team finished 2-14, a +9 turnaround in his first season with the club.
- During Reid's 14 seasons in Philadelphia, his teams made the postseason nine times, which ranked third in the NFL behind Indianapolis' 12 and New England's 10.
- Including his time as an assistant coach, Reid's teams have now made 17 playoff appearances, as well as three Super Bowl appearances after playing in a combined eight NFC Championships. Reid's .597 regular season winning percentage ranks 14th all-time among coaches with at least 200 games.
- Among active coaches, Reid is one of seven coaches with 100 career regular season and postseason wins. In 2008, Reid became the 37th coach to win 100 games and the 22nd to complete the task with one franchise.
- Has three career Super Bowl appearances and won Super Bowl XXXI as an assistant in Green Bay. Reid owns three NFC titles and nine division titles in his career dating back to his days as an assistant.
- Mentored Hall of Fame quarterback Brett Favre while with the Packers along with QB Donovan McNabb with the Eagles.

### REID VIA THE NFL DRAFT - HIS 1ST ROUND PICKS

Chiefs Head Coach Andy Reid has had 15 first-round selections as a head coach in the NFL. Prior to 2013, Reid's team selected as high as second overall (1999) and as late as 31st overall (2005). Of the 15 players selected, there were six offensive players selected and nine defensive players taken. The Eagles selected four defensive tackles, two defensive ends, two wide receivers, two offensive linemen (one tackle, one guard), one quarterback and one cornerback. With the Chiefs, his first-round pick went to an offensive lineman in 2013, a linebacker in 2014 and a cornerback in 2015.

Yr.	No. (Overall)	Selection (School)
1999	2	QB Donovan McNabb (Syracuse)
2000	6	DT Corey Simon (Florida State)
2001	25	WR Freddie Mitchell (UCLA)
2002	26	CB Lito Sheppard (Florida)
2003	15	DE Jerome McDougale (Miami)
2004	16	T Shawn Andrews (Arkansas)
2005	31	DT Mike Patterson (Southern California)
2006	14	DT Brodrick Bunkley (Florida State)
2007	--	No First-Round Selection
2008	--	No First-Round Selection
2009	19	WR Jeremy Maclin (Missouri)
2010	13	DE Brandon Graham (Michigan)
2011	21	G Danny Watkins (Baylor)
2012	12	DT Fletcher Cox (Mississippi State)
2013 (KC)	1	T Eric Fisher (Central Michigan)
2014	23	LB Dee Ford (Auburn)
2015	18	CB Marcus Peters (Washington)
2016	--	No First-Round Selection

### REID'S COACHING TREE

Throughout his time in Philadelphia, Andy Reid constructed quality coaching staffs to assist him. A number of those assistants have since gone on to coordinator or head coaching responsibilities for other NFL franchises. Below is a list of notable coaches who have come from Andy Reid's Philadelphia staffs:

Coach	Team	Years	Position
John Harbaugh	BAL	2008-present	Head Coach
Ron Rivera	CAR	2011-present	Head Coach
Leslie Frazier	BAL	2016-present	DB Coach/Former MIN HC
Steve Spagnuolo	NYG	2015-present	DC/Former STL HC
Pat Shurmur	MIN	2016-present	TE Coach/Formers CLE HC
Brad Childress	KC	2013-present	Co-OC/Formers MIN HC
Todd Bowles	NYJ	2015-present	Head Coach
Doug Pederson	PHI	Hired in 2016	Head Coach



### ANDY REID'S COACHING RECORD

Year	Reg. Season	Pct.	Postseason	Overall	Result
1999	5-11	.313	0-0	5-11	5th in NFC East
2000	11-5	.688	1-1	12-6	2nd in NFC East; reached divisional playoffs
2001	11-5	.688	2-1	13-6	1st in NFC East; reached NFC Championship Game
2002	12-4	.750	1-1	13-5	1st in NFC East; reached NFC Championship Game
2003	12-4	.750	1-1	13-5	1st in NFC East; reached NFC Championship Game
2004	13-3	.813	2-1	15-4	1st in NFC East; reached Super Bowl XXXIX
2005	6-10	.375	0-0	6-10	4th in NFC East
2006	10-6	.625	1-1	11-7	1st in NFC East; reached divisional playoffs
2007	8-8	.500	0-0	8-8	4th in NFC East
2008	9-6-1	.594	2-1	11-7-1	2nd in NFC East; reached NFC Championship Game
2009	11-5	.688	0-1	11-6	2nd in NFC East; reached wild card round
2010	10-6	.625	0-1	10-7	1st in NFC East; reached wild card round
2011	8-8	.500	0-0	8-8	2nd in NFC East
2012	4-12	.250	0-0	4-12	4th in NFC East
2013	11-5	.688	0-1	11-6	2nd in AFC West; reached wild card round
2014	9-7	.563	0-0	9-7	2nd in AFC West
2015	11-5	.688	1-1	12-6	2nd in AFC West; reached divisional playoffs
2016	5-2	.714	0-0	5-2	TBD
<b>TOTALS</b>	<b>166-112-1</b>	<b>.597</b>	<b>11-11</b>	<b>177-123-1</b>	<b>11 Playoff Berths, 6 Div. Titles, 1 NFC Title</b>



## REID AS A HEAD COACH VS. THE NFL

Below is Chiefs Head Coach Andy Reid's record against the NFL as a head coach. He is 166-112-1 in the regular season, as well as 11-11 in the post-season. Reid has 177 total career wins as a head coach.

Opponent	Reg. Season	Postseason	Total
vs. Denver Broncos	2-6	0-0	2-6
vs. Kansas City Chiefs	3-0	0-0	3-0
vs. Oakland Raiders	7-3	0-0	7-3
vs. San Diego Chargers	7-3	0-0	7-3
<b>vs. AFC West</b>	<b>19-12</b>	<b>0-0</b>	<b>19-12</b>
vs. Baltimore Ravens	3-1	0-0	3-1
vs. Cincinnati Bengals	1-3-1	0-0	1-3-1
vs. Cleveland Browns	6-0	0-0	6-0
vs. Pittsburgh Steelers	3-4	0-0	3-4
<b>vs. AFC North</b>	<b>13-8-1</b>	<b>0-0</b>	<b>13-8-1</b>
vs. Houston Texans	5-1	1-0	6-1
vs. Indianapolis Colts	2-4	0-1	2-5
vs. Jacksonville Jaguars	2-2	0-0	2-2
vs. Tennessee Titans	1-5	0-0	1-5
<b>vs. AFC South</b>	<b>10-12</b>	<b>1-1</b>	<b>11-13</b>
vs. Buffalo Bills	5-2	0-0	5-2
vs. Miami Dolphins	4-1	0-0	4-1
vs. New England Patriots	2-3	0-2	2-5
vs. New York Jets	5-0	0-0	5-0
<b>vs. AFC East</b>	<b>16-6</b>	<b>0-2</b>	<b>16-8</b>
vs. Dallas Cowboys	18-11	0-1	18-12
vs. New York Giants	16-13	2-1	18-14
vs. Washington Redskins	18-11	0-0	18-11
vs. Philadelphia Eagles	1-0	0-0	1-0
<b>vs. NFC East</b>	<b>53-35</b>	<b>2-2</b>	<b>55-37</b>
vs. Arizona Cardinals	5-7	0-1	5-8
vs. San Francisco 49ers	6-4	0-0	6-4
vs. Seattle Seahawks	4-3	0-0	4-3
vs. St. Louis Rams	6-2	0-1	6-3
<b>vs. NFC West</b>	<b>21-16</b>	<b>0-2</b>	<b>21-18</b>
vs. Atlanta Falcons	6-3	2-0	8-3
vs. Carolina Panthers	4-2	0-1	4-3
vs. Tampa Bay Buccaneers	4-3	2-1	6-4
vs. New Orleans Saints	4-3	0-1	4-4
<b>vs. NFC South</b>	<b>18-11</b>	<b>4-3</b>	<b>22-14</b>
vs. Chicago Bears	5-5	1-0	6-5
vs. Detroit Lions	4-1	0-0	4-1
vs. Green Bay Packers	4-4	1-1	5-5
vs. Minnesota Vikings	3-2	2-0	5-2
<b>vs. NFC North</b>	<b>16-12</b>	<b>4-1</b>	<b>20-13</b>

## MOST OVERALL WINS; ACTIVE NFL HEAD COACHES

Andy Reid is one of seven active NFL head coaches with over 100 victories. He has 177 overall wins and is one of three active coaches with 10 or more postseason victories.

Rk.	Coach	Reg.	Post	Total
1.	Bill Belichick, NE/CLE	230	23	253
2t.	<b>Andy Reid, KC/PHI</b>	<b>166</b>	<b>11</b>	<b>177</b>
	Jeff Fisher, STL/TEN/LA	172	5	177
4.	John Fox, CHI/DEN/CAR	127	8	135
5.	Mike McCarthy, GB	108	8	116
6.	Marvin Lewis, CIN	115	0	115
7.	Pete Carroll, SEA	97	9	106

Reid defeated the Tennessee Titans in 2013, giving him wins against all 32 NFL teams. He became only the fifth head coach in NFL history to accomplish that feat. Below is a look at all the coaches who have done it.

Bill Belichick (NE)	Bill Parcells (Retired)
Tony Dungy (Retired)	<b>Andy Reid (KC)</b>
Mike Shanahan (No Current Team)	John Fox (CHI)

## MOST NFL WINS AS HEAD COACH

Rk.	Head Coach	Win Total
1.	Don Shula	347
2.	George Halas	324
3.	Tom Landry	270
4.	<b>Bill Belichick</b>	<b>253</b>
5.	Curly Lambeau	229
6.	Chuck Noll	209
7.	Marty Schottenheimer	205
8.	Dan Reeves	201
9.	Chuck Knox	193
10.	Bill Parcells	183
11.	Tom Coughlin	182
12.	Mike Shanahan	178
13t.	<b>Andy Reid</b>	<b>177</b>
	Jeff Fisher	177
15.	Mike Holmgren	174
16.	Joe Gibbs	171
17.	Paul Brown	170
18.	Bud Grant	168
19.	Bill Cowher	161
20.	Steve Owen	153
21.	Marv Levy	154
22.	Tony Dungy	148
23.	Hank Stram	136
24.	<b>John Fox</b>	<b>135</b>
25.	Weeb Ewbank	134

- Playoffs Included

\* Bold Denotes Active NFL Coaches



## REID'S HEAD COACHING CAREER WHEN...

- Scoring on opening drive: 73-21
- Scoring first: 106-33
- Leading at half: 133-26
- Leading after three quarters: 131-26
- Winning time of possession: 105-32-1
- Winning turnover battle: 98-22
- Out-rushing opponent: 104-43-1
- Out-passing opponent: 99-45-1
- Out-gaining opponent: 115-38-1
- 40%+ 3rd down conversions: 84-33
- 50%+ 3rd down conversions: 48-10
- Not throwing an INT: 89-38
- Having a 300-yard passer: 32-16-1
- Having a 100+ yard rusher: 49-18
- Having a 100+ yard receiver: 53-22
- Having two 100+ yard receivers: 8-1
- Having no turnovers: 46-17
- Scoring 20+ points: 135-41
- Scoring 30+ points: 71-5
- Rushing for 150+ yards: 52-14
- Having 20+ first downs: 94-42
- Not allowing a sack: 17-8
- Allowing two or fewer sacks: 102-49-1
- Recording 2+ INTs: 66-16
- Recording 3+ turnovers: 66-11
- Opp. less than 40% on 3rd down: 126-47-1
- Opp. less than 30% on 3rd down: 85-15-1
- Scoring a defensive TD: 40-9
- Recording 3+ sacks: 97-29-1
- Recording 5+ sacks: 39-5-1
- Allowing 17 or fewer points: 118-22-1
- Not allowing a 100-yard rusher: 133-79-1
- Not allowing a 100-yard receiver: 113-78
- Not allowing a 300-yard passer: 149-89-1
- Not allowing a rushing TD: 116-41-1
- Not allowing a passing TD: 51-16
- Not allowing an offensive TD: 32-3
- Having a KR or PR TD: 12-5

## CHIEFS GENERAL MANAGER JOHN DORSEY NOTES



### DORSEY'S CAREER QUICK HITS

- John Dorsey was named the sixth general manager in Kansas City Chiefs history on January 14, 2013. Dorsey is in his fourth season as an NFL general manager and his 26th year as a player personnel member.
- Most recently served as Director of Football Operations for the Green Bay Packers (2012). Before being promoted to that post, Dorsey served 12 years as the Packers' Director of College Scouting (2000-11).
- A player for the Packers during the 1980s, Dorsey oversaw the college portion of Green Bay's scouting operations and was also actively involved in the area of pro personnel throughout his tenure.
- It was during his time as a college scout and eventually as Director of College Scouting that Dorsey began his association with Chiefs Head Coach Andy Reid, who served as the Packers tight ends/assistant offensive line coach (1992-96) and quarterbacks coach (1997-98).
- Worked alongside multiple Green Bay Packers General Managers including Ron Wolf and Ted Thompson.
- In his first three seasons with the Chiefs, he and Head Coach Andy Reid won 31 games. They orchestrated the greatest single-season turnaround in franchise history in 2013 with an 11-5 record. The club finished just 2-14 the previous year, a +9 turnaround. In 2015, his crew won 10 consecutive games to finish 11-5 and reach the playoffs. The Chiefs won their first playoff game in 22 years.
- Has two Super Bowl rings, three NFC Championships and helped earn 10 division titles over his career.

### JOHN DORSEY'S TRACK RECORD

Kansas City Chiefs General Manager John Dorsey is no stranger to success. With the assistance of Packers personnel members including Ted Thompson and Ron Wolf, Dorsey was part of a team that brought in the following success stories in the NFL.

Player	Drafted	Of Note
Aaron Rodgers	2005	Super Bowl XLV MVP
A.J. Hawk	2006	600+ Tackles in 10 Seasons
Greg Jennings	2006	Top 100 Players of 2012
B.J. Raji	2009	2011 Pro Bowler
Clay Matthews	2009	Five-time Pro Bowler
Jordy Nelson	2008	Super Bowl XLV Champion
Terrell Buckley	1992	Recorded 50 career INTs
Robert Brooks	1992	1997 NFL Comeback POY
Edgar Bennett	1992	Super Bowl XXXI Champion
Mark Chmura	1992	Three-time Pro Bowler
Mark Brunell	1993	NFL Passing Yards Leader ('96)
Antonio Freeman	1995	All-Pro Selection in 1998
Vonnie Holliday	1998	NFL All-Rookie Selection ('98)
Matt Hasselbeck	1998	Seahawks All-Time passing leader

In his fourth year with the Chiefs, Dorsey has already accomplished a number of impressive feats. Below is a brief look at some notable moves:

Dustin Colquitt	Signed contract extension
Alex Smith	Traded from SF & renegotiated contract
Eric Fisher	Drafted No. 1 Overall/Extension
Travis Kelce	Drafted in 3rd Rd./Extension
Ron Parker	Claimed off waivers/Signed extension
Jamaal Charles	Contract renegotiated
Jeremy Maclin	Signed as FA
Justin Houston	Signed Contract
Mitchell Schwartz	Signed as FA
Tamba Hali	Signed Contract Extension
Derrick Johnson	Signed Contract Extension

### JOHN DORSEY'S HARDWARE



Super Bowls



Conference Titles



Division Titles

### DORSEY'S NFL RECORD AS PERSONNEL MEMBER

Year	Reg. Season	Pct.	Playoffs	Overall	Result
1991 (GB)	4-12	.250	0-0	4-12	4th in NFC Central
1992	9-7	.563	0-0	9-7	2nd in NFC Central
1993	9-7	.563	1-1	10-8	3rd in NFC Central; Reached Divisional Playoffs
1994	9-7	.563	1-1	10-8	2nd in NFC Central; Reached Divisional Playoffs
1995	11-5	.688	2-1	13-6	1st in NFC Central; Reached NFC Championship
1996	13-3	.813	3-0	16-3	1st in NFC Central; Won Super Bowl XXXI
1997	13-3	.813	2-1	15-4	1st in NFC Central; Reached Super Bowl XXXII
1998	11-5	.688	0-1	11-6	2nd in NFC Central; Reached Wild Card Playoffs
1999 (SEA)	9-7	.563	0-1	9-8	1st in AFC West; Reached Wild Card Playoffs
2000 (GB)	9-7	.563	0-0	9-7	3rd in NFC Central
2001	12-4	.750	1-1	13-5	2nd in NFC Central; Reached Divisional Playoffs
2002	12-4	.750	0-1	12-5	1st in NFC North; Reached Wild Card Playoffs
2003	10-6	.625	1-1	11-7	1st in NFC North; Reached Divisional Playoffs
2004	10-6	.625	0-1	10-7	1st in NFC North; Reached Wild Card Playoffs
2005	4-12	.250	0-0	4-12	4th in NFC North
2006	8-8	.500	0-0	8-8	2nd in NFC North
2007	13-3	.813	1-1	14-4	1st in NFC North; Reached NFC Championship
2008	6-10	.375	0-0	6-10	3rd in NFC North
2009	11-5	.688	0-1	11-6	2nd in NFC North; Reached Wild Card Playoffs
2010	10-6	.625	4-0	14-6	2nd in NFC North; Won Super Bowl XLV
2011	15-1	.938	0-1	15-2	1st in NFC North; Reached Divisional Playoffs
2012	11-5	.688	1-1	12-6	1st in NFC North; Reached Divisional Playoffs
2013 (KC)	11-5	.688	0-1	11-6	2nd in AFC West; Reached Wild Card Playoffs
2014	9-7	.563	0-0	9-7	2nd in AFC West
2015	11-5	.688	1-1	12-6	2nd in AFC West; Reached Divisional Playoffs
2016	5-2	.714	0-0	5-2	TBD
<b>TOTALS</b>	<b>255-152</b>	<b>.627</b>	<b>18-16</b>	<b>273-168</b>	<b>18 Playoff Berths, 10 Div. Titles, 3 NFC Titles, 2 SB Titles</b>



## CHIEFS QUARTERBACK ALEX SMITH



### SMITH HAS HISTORY OF PROTECTING FOOTBALL

Since 2010, Chiefs QB Alex Smith has thrown the second fewest interceptions in the NFL among active starting quarterbacks with at least 1,500 regular-season pass attempts. Smith had only seven interceptions last season, which ranked tied for second among passers with 300 or more attempts. He has two in 2016.

Player	INTs Since 2010
1. Russell Wilson.....	36
2. Alex Smith.....	42
3. Aaron Rodgers.....	48
4. Tom Brady.....	51
5. Sam Bradford.....	53

### SMITH WITH 100+ RATING

Chiefs quarterback Alex Smith has had 29 career games as a starter where he has recorded over a 100.0 rating. Smith is 28-1 in those contests. In Week 15, 2013 vs. the Raiders, Smith posted a perfect passer rating with five TD passes and no interceptions on 20 attempts and 17 completions.

Date	Opp.	Att.	Comp.	Rtg.
12/15/13	@OAK	20	17	158.3
10/7/12	BUF	24	18	156.3
9/29/14	NE	26	20	144.4
12/4/11	STL	23	17	142.3
9/21/14	MIA	25	19	136.0
12/12/10	SEA	27	17	130.9
10/23/16	NO	24	17	126.0
9/9/12	@GB	26	20	125.6
12/6/15	@OAK	22	16	123.7
12/8/13	@WAS	20	14	122.3
9/13/15	@HOU	33	22	118.6
12/14/14	OAK	30	18	115.6
11/29/15	BUF	30	19	112.5
10/2/11	@PHI	33	21	112.1
11/6/11	@WAS	24	17	109.7
10/16/16	@OAK	22	19	109.1
11/22/15	@SD	25	20	108.8
11/01/15	DET	26	18	108.7
12/20/15	@BAL	25	21	108.5
1/2/11	ARI	29	15	107.8
9/16/12	DET	31	20	107.7
11/1/14	NYJ	31	21	106.8
11/24/13	SD	38	26	106.7
11/19/06	SEA	25	19	105.9
9/25/16	NYJ	33	25	105.2
10/19/14	@SD	28	19	103.4
9/17/06	STL	22	11	103.0
12/14/06	@SEA	25	14	102.4
10/27/13	CLE	36	24	102.2

### SMITH VS. THE NFL

Opponent	Reg. Season	Postseason	Total
vs. Denver Broncos	2-5	0-0	2-5
vs. Kansas City Chiefs	0-2	0-0	0-2
vs. Oakland Raiders	8-1	0-0	8-1
vs. San Diego Chargers	4-3	0-0	4-3
<b>vs. AFC West</b>	<b>14-11</b>	<b>0-0</b>	<b>14-11</b>
vs. Baltimore Ravens	1-1	0-0	1-1
vs. Cincinnati Bengals	1-1	0-0	1-1
vs. Cleveland Browns	3-0	0-0	3-0
vs. Pittsburgh Steelers	2-3	0-0	2-3
<b>vs. AFC North</b>	<b>7-5</b>	<b>0-0</b>	<b>7-5</b>
vs. Houston Texans	3-2	1-0	4-2
vs. Indianapolis Colts	1-3	0-1	1-4
vs. Jacksonville Jaguars	2-1	0-0	2-1
vs. Tennessee Titans	1-2	0-0	1-2
<b>vs. AFC South</b>	<b>7-8</b>	<b>1-1</b>	<b>8-9</b>
vs. Buffalo Bills	4-0	0-0	4-0
vs. Miami Dolphins	1-0	0-0	1-0
vs. New England Patriots	1-0	0-1	1-1
vs. New York Jets	3-0	0-0	3-0
<b>vs. AFC East</b>	<b>9-0</b>	<b>0-1</b>	<b>9-1</b>
<b>vs. AFC</b>	<b>37-24</b>	<b>1-3</b>	<b>38-26</b>
vs. Dallas Cowboys	1-1	0-0	1-1
vs. New York Giants	2-1	0-1	2-2
vs. Philadelphia Eagles	2-4	0-0	2-4
vs. Washington Redskins	2-1	0-0	2-1
<b>vs. NFC East</b>	<b>7-7</b>	<b>0-1</b>	<b>7-8</b>
vs. Arizona Cardinals	6-6	0-0	6-6
vs. Seattle Seahawks	7-5	0-0	7-5
vs. San Francisco 49ers	0-1	0-0	0-1
vs. St. Louis Rams	7-2-1	0-0	7-2-1
<b>vs. NFC West</b>	<b>20-14-1</b>	<b>0-0</b>	<b>20-14-1</b>
vs. Atlanta Falcons	0-2	0-0	0-2
vs. Carolina Panthers	0-1	0-0	0-1
vs. Tampa Bay Buccaneers	1-0	0-0	1-0
vs. New Orleans Saints	1-3	1-0	2-3
<b>vs. NFC South</b>	<b>2-6</b>	<b>1-0</b>	<b>3-6</b>
vs. Chicago Bears	1-2	0-0	1-2
vs. Detroit Lions	5-0	0-0	5-0
vs. Green Bay Packers	1-3	0-0	1-3
vs. Minnesota Vikings	1-2	0-0	1-2
<b>vs. NFC North</b>	<b>8-7</b>	<b>0-0</b>	<b>7-7</b>
<b>vs. NFC</b>	<b>37-34-1</b>	<b>1-1</b>	<b>38-35-1</b>



### CHIEFS QB ALEX SMITH'S CAREER WHEN...

Throwing one or more TD passes: 53-34-1  
 Throwing two or more TD passes: 33-14  
 Throwing three or more TD passes: 10-4  
 Throwing four or more TD passes: 1-0  
 Not throwing an INT: 57-20-1  
 With a passer rating of 95.0 or more: 41-6-1  
 With a passer rating of 105.0 or more: 27-2-1  
 Throwing for 150 or more yards: 55-43  
 Throwing for 200 or more yards: 37-27  
 Throwing for 250 or more yards: 14-15

Throwing for 300 or more yards: 2-4  
 Rushing for a TD: 9-0  
 Attempting 20 or more passes: 66-52  
 Attempting 30 or more passes: 30-34  
 Attempting 40 or more passes: 3-14  
 Rushing for 30 or more yards: 14-9  
 Completing 15 or more passes: 57-43  
 Completing 20 or more passes: 24-25  
 Completing 25 or more passes: 3-12  
 Completing 30 or more passes: 1-3

Throwing one or more INTs: 17-39  
 Throwing two or more INTs: 3-18  
 Throwing three or more INTs: 0-8  
 Sacked one or more times: 61-52-1  
 Sacked two or more times: 48-46-1  
 Sacked three or more times: 27-34  
 Sacked four or more times: 13-25  
 Losing one or more fumbles: 8-14  
 Losing two or more fumbles: 0-3  
 With a passer rating of 90.0 or lower: 29-47

## SMITH'S YEARS WITH CHIEFS

Smith ranks tied for second in franchise history for most games started in the first four years of being with the team with 53 starts, trailing only Trent Green (64).

### CHIEFS RECORD BOOK

#### MOST REGULAR SEASON STARTS, QB, FIRST FOUR YEARS

1.	64	Trent Green	2001-04
2t.	53	Len Dawson	1962-65
	<b>53</b>	<b>Alex Smith</b>	<b>2013-16</b>
4.	52	Steve DeBerg	1988-91
5.	47	Matt Cassel	2010-13

Smith has won 35-of-53 games (66.0%) in his first four seasons with the club, marking the second-best winning percentage by any Chiefs quarterback with a minimum of 20 starts in his first four years with the club.

### CHIEFS RECORD BOOK

#### HIGHEST REGULAR SEASON WINNING PCT. QB, FIRST FOUR YEARS WITH TEAM (MIN. 20 STARTS)

1.	68.0	Joe Montana	1993-94
2.	<b>66.0</b>	<b>Alex Smith</b>	<b>2013-16</b>
3.	64.9	Steve Bono	1994-96
4.	64.3	Dave Krieg	1992-93
5.	56.8	Todd Blackledge	1983-1986



## CHIEFS PASSER RATINGS

Of Chiefs quarterbacks to start at least 16 games in their Kansas City careers, Alex Smith possesses the highest quarterback rating with a 92.8 mark. Smith has started 53 regular-season games in his Chiefs career and has thrown 69 touchdowns and only 22 interceptions.

Player	Year	Rating
<b>Alex Smith</b>	<b>2013-16</b>	<b>92.8</b>
Trent Green	2001-06	87.3
Joe Montana	1993-94	85.0
Damon Huard	2006-08	83.3
Len Dawson	1962-75	83.2
Steve DeBerg	1988-91	81.8
Rich Gannon	1995-98	81.7
Elvis Grbac	1997-00	80.6
Dave Krieg	1992-93	80.4
Matt Cassel	2009-12	77.5
Bill Kenney	1980-88	77.0
Steve Bono	1994-96	74.3
Steve Fuller	1979-82	69.4
Mike Livingston	1968-79	63.3
Todd Blackledge	1983-87	62.0
Cotton Davidson	1960-61	61.9

## ALEX SMITH OVER FOUR YEARS

Alex Smith's 35 wins ranks first all-time on the Chiefs franchise list for most wins in a starting quarterback's first four seasons.

Rk.	Player	Years	Wins
1.	<b>Alex Smith</b>	<b>2013-16</b>	<b>35</b>
2.	Trent Green	2001-04	34
3.	Steve DeBerg	1988-91	31
4.	Len Dawson	1962-65	29

## ALEX SMITH COMPLETION PERCENTAGE

Through 53 regular-season games with the Chiefs, Alex Smith is the most accurate passer in Chiefs history. His 64.0 completion percentage is top among all passers with at least 700 attempts.

Rk.	Player	G	Comp.	Att.	Pct.
1.	<b>Alex Smith</b>	<b>53</b>	<b>1,072</b>	<b>1,675</b>	<b>64.0</b>
2.	Trent Green	88	1,720	2,777	61.9
3.	Joe Montana	25	480	791	60.7
4.	Elvis Grbac	49	897	1,548	57.9
5.	Steve DeBerg	57	934	1,616	57.8

## SMART DECISION MAKER

Smith's seven interceptions on 470 pass attempts gave him a 1.49 interception percentage in 2015, ranking as the fifth-best single-season mark in franchise history.

### CHIEFS RECORD BOOK, LOWEST INT. PERCENTAGE, SEASON

1.	0.41	Damon Huard (244-1)	2006
2.	0.90	Steve DeBerg (444-4)	1990
3.	<b>1.29</b>	<b>Alex Smith (464-6)</b>	<b>2014</b>
4.	<b>1.37</b>	<b>Alex Smith (508-7)</b>	<b>2013</b>
5.	<b>1.49</b>	<b>Alex Smith (470-7)</b>	<b>2015</b>

Smith's 1.31 Int. % from 2013-16 ranks first in the NFL for passers with over 1,000 regular-season attempts in that span.

### NFL LEADERS, INT PERCENTAGE 2013-16

Rk.	Player	Team	Att.	INT	INT Pct
1.	<b>Alex Smith</b>	<b>Chiefs</b>	<b>1,675</b>	<b>22</b>	<b>1.31</b>
2.	Tom Brady	Patriots	1,968	27	1.37
3.	Aaron Rodgers	Packers	1,657	23	1.39
4.	Russell Wilson	Seahawks	1,583	26	1.64
5.	Derek Carr	Raiders	1,495	28	1.87

## THROUGH THE AIR

Smith's 308 completions in 2013 marked a single-season career-high, passing his old mark of 273 set in the 2011 season. 2015 marked the eighth time in franchise history that a Chiefs quarterback has completed more than 300 passes in a single season. The team record for most completions in a single season is 369, set by Trent Green in 2004. Smith had 307 in 2015.

### ALEX SMITH, MOST COMPLETIONS, SINGLE SEASON

1.	<b>308</b>	<b>2013</b>
2.	<b>307</b>	<b>2015</b>
3.	<b>303</b>	<b>2014</b>
4.	273	2011
5.	257	2006

## SMITH'S BIG GAME

In the Chiefs 26-10 victory over the Oakland Raiders in Week 6 of 2016, Alex Smith went 19-of-22 for 224 yards. His 86.4 completion percentage was the highest for a single game in team history (minimum 20 attempts), and it breaks his previous mark set in 2014 versus the St. Louis Rams.

Rk.	Player	Date	Opponent	Comp.	Att.	Pct.
1.	<b>Alex Smith</b>	<b>10/17/16</b>	<b>Raiders</b>	<b>19</b>	<b>22</b>	<b>86.4</b>
2.	<b>Alex Smith</b>	<b>10/26/14</b>	<b>Rams</b>	<b>26</b>	<b>29</b>	<b>86.2</b>
3.	<b>Alex Smith</b>	<b>12/15/13</b>	<b>Raiders</b>	<b>17</b>	<b>20</b>	<b>85.0</b>
4.	<b>Alex Smith</b>	<b>12/20/15</b>	<b>Ravens</b>	<b>21</b>	<b>25</b>	<b>84.0</b>
5.	Brady Quinn	12/02/12	Panthers	19	23	82.6



## BY THE NUMBERS - ALEX SMITH VS. THE NFL

Chiefs quarterback Alex Smith is in his 12th NFL season. Statistically, his best games have come against AFC East and NFC West opponents. History shows he has played particularly well against the Oakland Raiders, recording a 106.9 rating in nine games against the club with 18 touchdowns and only three interceptions. Below is a breakdown of how Smith has fared against his opponents.

AFC West								
Team	G	Att.	Comp.	Yds.	TD	Int.	Pct.	Rtg.
Broncos	7	240	138	1520	8	5	57.5	78.8
Chargers	7	222	153	1701	9	5	68.9	95.6
Chiefs	2	67	36	324	1	3	53.7	53.3
Raiders	9	237	149	1849	18	3	62.9	106.9
<b>Total</b>	<b>25</b>	<b>766</b>	<b>476</b>	<b>5394</b>	<b>36</b>	<b>16</b>	<b>62.1</b>	<b>90.1</b>

AFC East								
Team	G	Att.	Comp.	Yds.	TD	Int.	Pct.	Rtg.
Bills	4	112	73	859	5	0	65.2	103.2
Dolphins	1	25	19	186	3	0	76.0	136.0
Jets	3	85	58	579	3	0	68.2	99.1
Patriots	1	26	20	248	3	0	76.9	144.4
<b>Total</b>	<b>9</b>	<b>258</b>	<b>170</b>	<b>1872</b>	<b>14</b>	<b>0</b>	<b>65.9</b>	<b>105.3</b>

AFC North								
Team	G	Att.	Comp.	Yds.	TD	Int.	Pct.	Rtg.
Bengals	2	75	51	587	0	0	68.0	91.4
Browns	3	82	54	527	5	1	65.9	99.0
Ravens	2	49	36	311	1	1	73.5	88.1
Steelers	5	193	117	1,245	5	2	60.6	84.0
<b>Total</b>	<b>12</b>	<b>399</b>	<b>258</b>	<b>2,670</b>	<b>11</b>	<b>4</b>	<b>64.7</b>	<b>89.1</b>

AFC South								
Team	G	Att.	Comp.	Yds.	TD	Int.	Pct.	Rtg.
Colts	4	102	53	552	2	6	51.9	50.1
Jaguars	3	99	56	528	4	1	56.6	80.7
Texans	5	155	96	1034	7	3	61.9	88.5
Titans	3	119	68	733	3	7	57.1	59.3
<b>Total</b>	<b>15</b>	<b>475</b>	<b>273</b>	<b>2847</b>	<b>16</b>	<b>17</b>	<b>57.5</b>	<b>71.3</b>

AFC Total								
G	Att.	Comp.	Yds.	TD	Int.	Pct.	Rtg.	
<b>61</b>	<b>1,888</b>	<b>1,177</b>	<b>12,783</b>	<b>77</b>	<b>37</b>	<b>62.3</b>	<b>87.6</b>	

NFC East								
Team	G	Att.	Comp.	Yds.	TD	Int.	Pct.	Rtg.
Cowboys	2	60	37	402	4	1	61.7	96.7
Eagles	6	191	115	1343	7	5	60.2	82.9
Giants	3	101	62	730	4	6	61.4	71.8
Redskins	3	60	39	429	3	1	65.0	95.8
<b>Total</b>	<b>14</b>	<b>412</b>	<b>253</b>	<b>2904</b>	<b>18</b>	<b>13</b>	<b>61.4</b>	<b>84.0</b>

NFC North								
Team	G	Att.	Comp.	Yds.	TD	Int.	Pct.	Rtg.
Bears	3	78	46	434	2	3	59.0	66.9
Lions	5	140	89	862	6	1	63.6	92.0
Packers	4	128	72	929	7	4	56.3	84.4
Vikings	3	93	59	591	2	2	63.5	79.6
<b>Total</b>	<b>15</b>	<b>439</b>	<b>266</b>	<b>2816</b>	<b>17</b>	<b>10</b>	<b>60.5</b>	<b>82.7</b>

NFC South								
Team	G	Att.	Comp.	Yds.	TD	Int.	Pct.	Rtg.
Buccaneers	1	19	11	170	3	0	57.9	127.2
Falcons	2	70	38	337	1	5	54.3	42.4
Panthers	1	19	9	129	1	0	47.4	87.4
Saints	4	127	76	850	5	5	59.8	76.6
<b>Total</b>	<b>8</b>	<b>235</b>	<b>134</b>	<b>1486</b>	<b>10</b>	<b>10</b>	<b>57.0</b>	<b>72.3</b>

NFC West								
Team	G	Att.	Comp.	Yds.	TD	Int.	Pct.	Rtg.
49ers	1	31	17	175	2	1	54.8	79.4
Cardinals	12	332	195	2216	11	8	58.7	79.8
Rams	10	212	142	1765	7	2	66.9	99.6
Seahawks	12	303	178	1857	9	4	58.7	80.9
<b>Total</b>	<b>35</b>	<b>878</b>	<b>532</b>	<b>5993</b>	<b>28</b>	<b>15</b>	<b>60.6</b>	<b>84.5</b>

NFC Total								
G	Att.	Comp.	Yds.	TD	Int.	Pct.	Rtg.	
<b>72</b>	<b>1,964</b>	<b>1,382</b>	<b>13,199</b>	<b>73</b>	<b>48</b>	<b>70.4</b>	<b>91.1</b>	

## CHIEFS RUNNING BACK JAMAAL CHARLES

### CHARLES MOVING UP CHARTS FOR YARDS

Chiefs running back Jamaal Charles ranks second in team history when it comes to career scrimmage yards. Here is a look at where he ranks among other Chiefs greats:

Rk.	Pos.	Player	Career Yards from Scrimmage
1.	TE	Tony Gonzalez	10,954 (Rec: 10,940, Rush: 14)
2.	RB	<b>Jamaal Charles</b>	<b>9,717 (Rush: 7,260, Rec. 2,457)</b>
3.	RB	Priest Holmes	8,447 (Rush: 6,070, Rec: 2,377)
4.	WR	Otis Taylor	7,467 (Rec: 7,306, Rush: 161)
5.	RB	Larry Johnson	7,384 (Rush: 6,015, Rec: 1,369)
6.	WR	Dwayne Bowe	7,171 (Rec: 7,155 Rush: 16)
7.	RB	Ed Podolak	6,907 (Rush: 4,451, Rec: 2,456)
8.	WR	Henry Marshall	6,802 (Rec: 6,545, Rush: 257)
9.	RB	Abner Haynes	6,553 (Rush: 3,814, Rec: 2,739)
10.	WR	Carlos Carson	6,431 (Rec: 6,360, Rush: 71)

### CHARLES IMPRESSIVE THROUGH 1ST 1,000 RUSHES

Chiefs running back Jamaal Charles has been excellent running the ball so far in his career. Charles became the fifth player in Chiefs history to record 1,000 carries. In those 1,000 carries, he accumulated 5,523 yards (5.52 avg.). Below is a look at some other recent top-performing NFL running backs and where they ranked for yards accumulated at the time of their 1,000th carry.

#### RECENT TOP-PERFORMING RBs. YARDS AT 1,000TH CARRY

1.	5,523	<b>Jamaal Charles</b>
2.	4,951	Adrian Peterson
3.	4,826	Chris Johnson
4.	4,820	Clinton Portis
5.	4,794	Frank Gore
6.	4,754	Jamal Lewis
7.	4,683	Terrell Davis
8.	4,643	Fred Taylor
9.	4,620	Corey Dillon
10.	4,558	Maurice Jones-Drew
11.	4,542	Thurman Thomas
12.	4,364	LaDainian Tomlinson
13.	4,351	Steven Jackson
14.	4,283	Edgerrin James
15.	4,056	Jerome Bettis
16.	3,936	Eddie George
17.	3,906	Curtis Martin
18.	3,701	Marshall Faulk

### CHARLES' BIG PLAY ABILITY

RB Jamaal Charles has shown off his big-play ability multiple times in his career. He owns the two longest rushing plays in franchise history and four of the team's top-10 marks.

#### CHIEFS RECORD BOOK: LONGEST RUSHING PLAYS (ALL 80+)

Rk.	Yards	Player	Opponent	Date
1.	91 (TD)	<b>Jamaal Charles</b>	at New Orleans	9/23/12
2.	86 (TD)	<b>Jamaal Charles</b>	vs. Indianapolis	12/23/12
3.	84 (TD)	Ted McKnight	at Seattle	9/30/79
4t	82 (TD)	Joe Delaney	vs. Denver	10/18/81
	82 (TD)	Derrick Alexander	vs. San Diego	10/31/99
6t.	80 (TD)	<b>Jamaal Charles</b>	at Cleveland	12/9/12
	80 (TD)	Abner Haynes	at New York Jets	11/29/64
	80 (TD)	Warren McVea	vs. Cincinnati	10/26/69
	80	<b>Jamaal Charles</b>	at St. Louis	12/19/10



### CHARLES CONTINUES CLIMB

RB Jamaal Charles moved into second place all-time in team history for most rushing attempts with 1,332 carries. He most recently passed RB Priest Holmes (1,321).

#### CHIEFS RECORD BOOK: MOST RUSHING ATTEMPTS - CAREER

1.	1,375	Larry Johnson	2003-09
2.	<b>1,332</b>	<b>Jamaal Charles</b>	<b>2008-16</b>
3.	1,321	Priest Holmes	2001-07
4.	1,246	Christian Okoye	1987-92
5.	1,157	Ed Podolak	1969-77

### CHARLES' TOUCHDOWNS

Jamaal Charles is tied for first in the NFL over the past four seasons with 39 total touchdowns despite missing 16 games with an ACL injury.

#### MOST TOUCHDOWNS, PAST FOUR SEASONS (2013-16)

Rk.	TD	Player	Pos.	Team
1.	39	<b>Jamaal Charles</b>	RB	Kansas City
	39	Antonio Brown	WR	Pittsburgh
3.	38	DeMarco Murray	RB	DAL/PHI/TEN
4.	36	Three Tied	--	--

### CHARLES IN CHARGE

RB Jamaal Charles owns three 200-yard games for his career, which is more 200-plus yard performances than any other running back in team history. RB Larry Johnson is the only other player in team history to record more than one 200-yard performance.

Charles now owns the top three single-game rushing outputs in franchise history. He owns the club's top mark with 259 yards on 25 attempts (10.4 avg.) set in the 2009 season finale at Denver (1/3/10).

#### CHIEFS RECORD BOOK: MOST RUSHING YARDS, GAME

Rank	Player	Yds	Att.	Avg.	Date/Opp.
1.	<b>Jamaal Charles</b>	<b>259</b>	<b>25</b>	<b>10.4</b>	<b>1/3/10 @ DEN</b>
2.	<b>Jamaal Charles</b>	<b>233</b>	<b>33</b>	<b>7.1</b>	<b>9/23/12 @ NO</b>
3.	<b>Jamaal Charles</b>	<b>226</b>	<b>22</b>	<b>10.3</b>	<b>12/23/12 vs. IND</b>
4.	Larry Johnson	211	36	5.9	11/20/05 @ HOU
5.	Larry Johnson	201	26	7.7	1/1/06 vs. CIN

#### CHIEFS RECORD BOOK: COMBINED YDS FROM SCRIMMAGE, GAME

Rank	Player	Yards (Rush/Rec.)	Date/Opp.
1.	Stephone Paige	309 (0 rush, 309 rec.)	12/22/85 vs. SD
2.	Priest Holmes	307 (197 rush, 110 rec.)	11/24/02 @ SEA
3.	<b>Jamaal Charles</b>	<b>288 (233 rush, 55 rec.)</b>	<b>9/23/12 @ NO</b>
4.	Priest Holmes	277 (168 rush, 109 rec.)	12/9/01 @ OAK
5.	<b>Jamaal Charles</b>	<b>262 (259 rush, 3 rec.)</b>	<b>1/3/10 @ DEN</b>



## THIS GUY CAN PLAY

Chiefs running back Jamaal Charles holds a place in the top-five of nearly every Kansas City Chiefs rushing records category. He's also been a key component in the club's passing game. Below is a brief look at some of Jamaal Charles' team accomplishments.



### CHIEFS RECORD BOOK MOST RUSHING FIRST DOWNS, CAREER

1.	359	Priest Holmes	2001-07
2.	<b>352</b>	<b>Jamaal Charles</b>	<b>2008-16</b>
3.	312	Larry Johnson	2003-09
4.	250	Marcus Allen	1993-97
5.	118	Tony Richardson	1995-05

### CHIEFS RECORD BOOK YARDS PER CARRY, RB, CAREER

1.	<b>5.45</b>	<b>Jamaal Charles</b>	<b>2008-16</b>
2.	4.80	Abner Haynes	1960-64
3.	4.60	Priest Holmes	2001-07
4.	4.57	Kimble Anders	1991-00
5.	4.44	Ted McKnight	1977-81

### CHIEFS RECORD BOOK MOST RUSHING YARDS, GAME

Rk	Player	Yds.	Atts.	Date
1.	<b>Jamaal Charles</b>	<b>259</b>	<b>25</b>	<b>1/3/10</b>
2.	<b>Jamaal Charles</b>	<b>233</b>	<b>33</b>	<b>9/23/12</b>
3.	<b>Jamaal Charles</b>	<b>226</b>	<b>22</b>	<b>12/23/12</b>
4.	Larry Johnson	211	36	11/20/05
5.	Larry Johnson	201	26	1/1/06

### CHIEFS RECORD BOOK MOST RECEIVING TOUCHDOWNS, CAREER, RB

1.	<b>20</b>	<b>Jamaal Charles</b>	<b>2008-16</b>
2.	17	Abner Haynes	1960-64
3.	14	Curtis McClinton	1962-69
4t.	9	Kimble Anders	1991-2000
	9	Tony Richardson	1995-2005

### CHIEFS RECORD BOOK MOST YARDS AFTER CATCH, CAREER, RB

1.	2,853	Priest Holmes	2001-07
2.	2,790	Kimble Anders	1991-2000
3.	<b>2,492</b>	<b>Jamaal Charles</b>	<b>2008-16</b>
4.	1,599	Larry Johnson	2003-09
5.	1,294	Tony Richardson	1995-2005

## CHARLES IN THE RECEIVING GAME

In his career, RB Jamaal Charles has recorded 285 receptions, ranking third in franchise history for most receptions by a running back.

### CHIEFS RECORD BOOK, MOST RECEPTIONS, RB, CAREER

1.	369	Kimble Anders	1991-00
2.	288	Ed Podolak	1969-77
3.	<b>285</b>	<b>Jamaal Charles</b>	<b>2008-16</b>
4.	251	Priest Holmes	2001-07
5.	199	Abner Haynes	1960-64

Charles has 2,457 career receiving yards, giving him sole possession of third place on the franchise's list for most career receiving yards by a running back.

### CHIEFS RECORD BOOK, MOST RECEIVING YARDS, RB, CAREER

1.	2,829	Kimble Anders	1991-00
2.	2,739	Abner Haynes	1960-65
3.	<b>2,457</b>	<b>Jamaal Charles</b>	<b>2008-16</b>
4.	2,456	Ed Podolak	1969-77
5.	2,377	Priest Holmes	2001-07

Charles had 70 receptions in 2013, tying him for second-most receptions by a running back in a single season in franchise history.

### CHIEFS RECORD BOOK, MOST RECEPTIONS, RB, SEASON

1.	74	Priest Holmes	2003
2t.	<b>70</b>	<b>Jamaal Charles</b>	<b>2013</b>
	70	Priest Holmes	2002
4.	67	Kimble Anders	1994
5.	66	MacArthur Lane	1976

Charles racked up 693 receiving yards on 70 receptions (9.9 avg.) in 2013. His 693 receiving yards rank first in franchise history for most receiving yards by a running back in a single season.

### CHIEFS RECORD BOOK, MOST RECEIVING YARDS, RB, SEASON

1.	<b>693</b>	<b>Jamaal Charles</b>	<b>2013</b>
2.	690	Priest Holmes	2003
3.	672	Priest Holmes	2002
4.	614	Priest Holmes	2001
5.	590	Curtis McClinton	1965

## CHARLES CARRIES OVER 10

RB Jamaal Charles has proven how explosive he can be. He has 196 10-plus rushes for his career, a Kansas City franchise record.

### CHIEFS RECORD BOOK, MOST 10+ RUSHES, CAREER

1.	<b>196</b>	<b>Jamaal Charles</b>	<b>2008-16</b>
2.	190	Priest Holmes	2001-07
3.	137	Larry Johnson	2003-09
4.	71	Marcus Allen	1993-97
5.	63	Kimble Anders	1991-00

## CHARLES RUNNING ALONG

RB Jamaal Charles has rushed for more than 1,000 yards in five straight seasons in which he has played in at least 15 games. He recently passed Priest Holmes to rank first in team history for most career rushing yards. He is the first player in Chiefs history to crack the 1,000-yard rushing plateau five times in his career. He became the first running back to crack 7,000 rushing yards in team history.

### CHIEFS RECORD BOOK: MOST RUSHING YARDS, CAREER

Rank	Player	Years	Yards
1.	<b>Jamaal Charles</b>	<b>2008-16</b>	<b>7,260</b>
2.	Priest Holmes	2001-07	6,070
3.	Larry Johnson	2003-09	6,015
4.	Christian Okoye	1987-92	4,897
5.	Ed Podolak	1969-77	4,451

## BY THE NUMBERS - JAMAAL CHARLES VS. THE NFL

Chiefs running back Jamaal Charles is in his eighth NFL season. Statistically, his best games have come against AFC West and NFC South opponents. History shows he has played particularly well against the Denver Broncos, recording 1,175 scrimmage yards and seven touchdowns against the club. Below is a breakdown of how Charles has fared against his opponents.

AFC West								
Team	Att.	Yds.	TD	Rec.	Yds.	Rec. TDs	Scrimmage Yds.	Tot. TDs
Broncos	186	987	5	28	188	2	1175	7
Raiders	131	532	6	39	430	5	962	11
Chargers	124	664	6	21	184	1	848	7
<b>Total</b>	<b>441</b>	<b>2183</b>	<b>17</b>	<b>88</b>	<b>802</b>	<b>8</b>	<b>2985</b>	<b>25</b>

AFC East								
Team	Att.	Yds.	TD	Rec.	Yds.	Rec. TDs	Scrimmage Yds.	Tot. TDs
Bills	92	589	2	31	198	2	787	4
Dolphins	3	15	0	3	102	0	117	0
Jets	25	123	1	3	14	0	137	1
Patriots	23	120	1	2	22	2	142	3
<b>Total</b>	<b>143</b>	<b>847</b>	<b>4</b>	<b>42</b>	<b>336</b>	<b>4</b>	<b>1183</b>	<b>8</b>

AFC North								
Team	Att.	Yds.	TD	Rec.	Yds.	Rec. TDs	Scrimmage Yds.	Tot. TDs
Bengals	55	273	0	13	123	0	396	0
Browns	72	442	2	8	89	0	531	2
Ravens	35	148	0	6	50	0	198	0
Steelers	51	194	1	7	56	1	249	3*
<b>Total</b>	<b>213</b>	<b>1,057</b>	<b>3</b>	<b>34</b>	<b>318</b>	<b>1</b>	<b>1375</b>	<b>5</b>

AFC South								
Team	Att.	Yds.	TD	Rec.	Yds.	Rec. TDs	Scrimmage Yds.	Tot. TDs
Colts	51	419	2	9	56	0	475	2
Jaguars	37	184	2	6	42	0	226	2
Texans	53	236	1	12	107	1	343	2
Titans	45	221	1	17	118	2	339	3
<b>Total</b>	<b>186</b>	<b>1060</b>	<b>6</b>	<b>44</b>	<b>323</b>	<b>3</b>	<b>1383</b>	<b>9</b>

AFC Total								
Team	Att.	Yds.	TD	Rec.	Yds.	Rec. TDs	Scrimmage Yds.	Tot. TDs
<b>Total</b>	<b>983</b>	<b>5147</b>	<b>30</b>	<b>208</b>	<b>1779</b>	<b>16</b>	<b>6926</b>	<b>47*</b>

\*Includes Charles' 97-yard KO return TD vs. PIT in 2009.

NFC East								
Team	Att.	Yds.	TD	Rec.	Yds.	Rec. TDs	Scrimmage Yds.	Tot. TDs
Cowboys	19	64	0	13	102	1	166	1
Eagles	26	128	1	10	114	0	242	1
Giants	20	89	0	5	62	1	151	1
Redskins	23	156	1	3	10	1	166	2
<b>Total</b>	<b>88</b>	<b>437</b>	<b>2</b>	<b>31</b>	<b>288</b>	<b>3</b>	<b>725</b>	<b>5</b>

NFC North								
Team	Att.	Yds.	TD	Rec.	Yds.	Rec. TDs	Scrimmage Yds.	Tot. TDs
Bears	12	58	0	1	26	0	84	0
Lions	2	27	0	0	0	0	27	0
Packers	11	49	3	5	33	0	82	3
Vikings	0	0	0	0	0	0	0	0
<b>Total</b>	<b>25</b>	<b>134</b>	<b>3</b>	<b>6</b>	<b>59</b>	<b>0</b>	<b>193</b>	<b>3</b>

NFC South								
Team	Att.	Yds.	TD	Rec.	Yds.	Rec. TDs	Scrimmage Yds.	Tot. TDs
Buccaneers	30	146	0	2	7	0	153	0
Falcons	23	125	0	3	24	0	149	0
Panthers	31	145	0	8	33	0	178	0
Saints	36	245	1	6	55	0	300	1
<b>Total</b>	<b>120</b>	<b>661</b>	<b>1</b>	<b>19</b>	<b>119</b>	<b>0</b>	<b>780</b>	<b>1</b>

NFC West								
Team	Att.	Yds.	TD	Rec.	Yds.	Rec. TDs	Scrimmage Yds.	Tot. TDs
49ers	27	177	0	4	61	0	238	0
Cardinals	22	179	1	6	58	1	237	2
Rams	24	199	3	7	71	0	270	3
Seahawks	42	332	3	4	22	0	354	3
<b>Total</b>	<b>116</b>	<b>881</b>	<b>7</b>	<b>21</b>	<b>212</b>	<b>1</b>	<b>1093</b>	<b>8</b>

NFC Total								
Team	Att.	Yds.	TD	Rec.	Yds.	Rec. TDs	Scrimmage Yds.	Tot. TDs
<b>Total</b>	<b>349</b>	<b>2113</b>	<b>13</b>	<b>77</b>	<b>678</b>	<b>4</b>	<b>2791</b>	<b>17</b>



**CHIEFS RECORD WATCH**

**CHIEFS RECORD BOOK  
MOST TOUCHDOWNS, CAREER**

1.	83.....	Priest Holmes (76 rush, 7 rec.).....	2001-07
2.	76.....	Tony Gonzalez (0 rush, 76 rec.).....	1997-08
3.	<b>64.....</b>	<b>Jamaal Charles (43 rush, 20 rec., 1 KOR)</b>	<b>2008-16</b>
4.	61.....	Larry Johnson (55 rush, 6 rec.).....	2003-09
5.	60.....	Otis Taylor (3 rush, 57 rec.).....	1965-75

**CHIEFS RECORD BOOK  
LOWEST PERCENTAGE, PASSES HAD INTERCEPTED, SEASON**

1.	0.41 .....	Damon Huard (244-1).....	2006
2.	<b>0.86 .....</b>	<b>Alex Smith (233-2).....</b>	<b>2016</b>
3.	0.90 .....	Steve DeBerg (444-4).....	1990
4.	<b>1.29 .....</b>	<b>Alex Smith (464-6).....</b>	<b>2014</b>
5.	<b>1.37 .....</b>	<b>Alex Smith (508-7).....</b>	<b>2013</b>
6.	<b>1.49 .....</b>	<b>Alex Smith (470-7).....</b>	<b>2015</b>

**CHIEFS RECORD BOOK  
MOST PUNTS INSIDE THE 20, CAREER**

1.	<b>368 .....</b>	<b>Dustin Colquitt.....</b>	<b>2005-16</b>
2.	117.....	Louie Aguiar.....	1994-98
3.	62 .....	Bryan Barker.....	1990-93
4.	58 .....	Jim Arnold.....	1983-85
5.	54 .....	Kelly Goodburn.....	1987-90

**CHIEFS RECORD BOOK  
MOST SACKS, CAREER**

1.	126.5 .....	Derrick Thomas .....	1989-99
2.	<b>87.5 .....</b>	<b>Tamba Hali.....</b>	<b>2006-16</b>
3.	85.5 .....	Neil Smith .....	1988-96
4.	73.0 .....	Art Still .....	1978-87
5.	<b>56.0 .....</b>	<b>Justin Houston.....</b>	<b>2011-16</b>

**CHIEFS RECORD BOOK  
MOST SACKS, DEFENSIVE BACK, CAREER**

1.	<b>7.0 .....</b>	<b>Ron Parker.....</b>	<b>2013-16</b>
2.	6.5 .....	Reggie Tongue.....	1996-99
3t.	6.0 .....	James Hasty.....	1995-00
		Greg Wesley .....	2000-07
5.	<b>5.5 .....</b>	<b>Eric Berry.....</b>	<b>2010-16</b>

**CHIEFS RECORD BOOK  
MOST INTERCEPTION RETURN TOUCHDOWNS, CAREER**

1.	6 .....	Bobby Bell.....	1963-74
2t.	5 .....	Jim Kearney.....	1967-75
		Emmitt Thomas.....	1966-78
4t.	<b>4 .....</b>	<b>Derrick Johnson .....</b>	<b>2005-16</b>
		Lloyd Burruss.....	1981-91
6t.	<b>3 .....</b>	<b>Eric Berry.....</b>	<b>2010-16</b>
		Eight others tied.....	

**CHIEFS RECORD BOOK  
MOST SACKS, INTERIOR DEFENSIVE LINEMAN, CAREER**

1.	40.0 .....	Bill Maas .....	1984-92
2.	28.0 .....	Dan Saleamua .....	1989-96
3.	27.5 .....	John Browning.....	1996-05
4.	14.0 .....	Joe Phillips.....	1992-97
5.	<b>12.0 .....</b>	<b>Dontari Poe.....</b>	<b>2012-16</b>

**JOHNSON MOVES UP CAREER TACKLE CHART**

In the Chiefs Monday Night Football game at Green Bay on Sept. 28, 2015, LB Derrick Johnson recorded eight solo tackles and became the first player in franchise history to record 1,000 career tackles. Johnson now owns 1,155 career stops, which places him atop the franchise's history book in the tackle category, passing Chiefs Hall of Fame LB Gary Spani's former record of 999 tackles. In 2011, Johnson set a Chiefs single-season record with 179 tackles (131 solo). In 2010, 2011, 2012, 2013 & 2015, Johnson led the team in total tackles.

**CHIEFS RECORD BOOK, TACKLES, CAREER**

Rk.	Player	Tackles
1.	<b>Derrick Johnson.....</b>	<b>1,155</b>
2.	Gary Spani.....	999
3.	Art Still.....	992
4.	Deron Cherry.....	927
5.	Donnie Edwards.....	883

**JOHNSON'S 100 TACKLE SEASONS**

Year	Tackles	Solo	Assists	Team Rank
2005	110	87	23	Third
2007	107	91	16	Third
2010	147	107	40	First
2011	179	131	48	First
2012	125	110	15	First
2013	107	95	12	First
2015	116	95	21	First
2016	54	43	11	First



**GET YOUR HANDS DIRTY**

Getting after the opposing quarterback has been a point of pride for the Kansas City Chiefs. In fact, 13 different players recorded at least a partial sack in 2015. The Chiefs totaled 47.0 team sacks in 2015. The Chiefs have 14.0 sacks so far in 2016 by eight different players (Derrick Johnson, Tamba Hali, Jaye Howard, Dee Ford, Frank Zombo, Chris Jones and Daniel Sorensen).

Dee Ford (7.0)	Daniel Sorensen (1.0)
Tamba Hali (1.5)	Chris Jones (1.0)
Jaye Howard (1.0)	Frank Zombo (1.0)
Derrick Johnson (1.0)	Dontari Poe (0.5)



## SACK CITY

Chiefs linebackers Tamba Hali and Justin Houston take pride in their abilities in getting after the opposing team's quarterback. The two have combined for 143.5 total sacks. Hali passed Neil Smith for second in team history in that category. Below is a breakdown of how each player has fared against each opponent and opposing QBs.



### Hali Sacks by QB

Quarterback	Sacks
Philip Rivers	13.5
Kyle Orton	6.0
Alex Smith	4.5
Ryan Fitzpatrick	4.5
Aaron Rodgers	4.0
Jason Campbell	3.5
Joe Flacco	3.0
Eli Manning	3.0
Peyton Manning	3.0
Terrelle Pryor	2.5
Case Keenum	2.5
Robert Griffin III	2.0
Kelly Holcomb	2.0
Donovan McNabb	2.0
Brandon Weeden	2.0
Tom Brady	2.0
Landry Jones	2.0
Brett Favre	1.5
Jake Plummer	1.5
Andrew Luck	1.5
Kyle Boller	1.0
Todd Bouman	1.0
Derek Carr	1.0
Kellen Clemens	1.0
Kerry Collins	1.0
Daunte Culpepper	1.0
Andy Dalton	1.0
Josh Freeman	1.0
David Garrard	1.0
Caleb Hanie	1.0
Matt Leinart	1.0
Brandon Marshall	1.0
Mark Sanchez	1.0
Michael Vick	1.0
Andrew Walter	1.0
Ryan Tannehill	1.0
Russell Wilson	1.0
Tyrod Taylor	1.0
Brock Osweiler	1.0
Carson Palmer	0.5
JaMarcus Russell	0.5
Vince Young	0.5
Matthew Stafford	0.5

### Hali Sacks By Team

Team	Sacks
San Diego	13.5
Denver	9.5
Oakland	9.5
Buffalo	4.5
Green Bay	4.5
San Francisco	4.5
Minnesota	4.0
Baltimore	3.0
Indianapolis	3.5
N.Y. Giants	3.0
N.Y. Jets	3.0
Washington	3.0
Houston	3.5
Tennessee	2.5
Cleveland	2.0
Jacksonville	2.0
New England	2.0
Pittsburgh	2.0
Cincinnati	1.5
Arizona	1.0
Chicago	1.0
Philadelphia	1.0
Tampa Bay	1.0
Miami	1.0
Seattle	1.0
Detroit	0.5



### HALI'S SACK STATS

LB Tamba Hali has 1.5 sacks this season thus far, giving him 87.5 sacks (-577.5 yards) for his career to rank second in franchise history. He owns 20 career multi-sack games.

### CHIEFS RECORD BOOK: MOST SACKS, CAREER

Rk.	Sacks	Player	Years
1.	126.5	Derrick Thomas	1989-99
2.	87.5	<b>Tamba Hali</b>	<b>2006-16</b>
3.	85.5	Neil Smith	1988-96
4.	73.0	Art Still	1978-87
5.	56.0	Justin Houston	2011-16



### Houston Sacks by QB

Quarterback	Sacks
Michael Vick	6.5
Peyton Manning	5.0
Philip Rivers	5.0
Drew Brees	3.0
Caleb Hanie	3.0
Blaine Gabbert	3.0
Austin Davis	3.0
Joe Flacco	2.0
Jake Locker	2.0
Drew Stanton	2.0
Derek Carr	2.0
Ben Roethlisberger	2.0
Tim Tebow	1.5
Matthew Stafford	1.5
Mark Sanchez	1.0
Matt Ryan	1.0
Cam Newton	1.0
Ryan Fitzpatrick	1.0
Terrelle Pryor	1.0
Jason Campbell	1.0
Ryan Tannehill	1.0
Tom Brady	1.0
Jimmy Garoppolo	1.0
Colin Kaepernick	1.0
Brian Hoyer	1.0
Teddy Bridgewater	1.0
Brock Osweiler	2.0
Case Keenum	0.5

### Houston Sacks by Team

Team	Sacks
Denver	8.5
San Diego	5.0
Philadelphia	4.5
Tennessee	3.0
Chicago	3.0
New Orleans	3.0
Jacksonville	3.0
St. Louis	3.0
N.Y. Jets	3.0
Oakland	3.0
Baltimore	2.0
New England	2.0
Arizona	2.0
Pittsburgh	2.0
Houston	1.5
Detroit	1.5
Atlanta	1.0
Carolina	1.0
Cleveland	1.0
Miami	1.0
San Francisco	1.0
Minnesota	1.0

### HOUSTON WE HAVE A PROBLEM

LB Justin Houston owns six 3.0-plus sack games in his career. Houston has recorded 56.0 sacks in 70 career games played, averaging over a half sack per game (0.80).

Date	Opponent	Opposing QB	Result	Total
12/4/11	@ Chicago	Caleb Hanie	W, 10-3	3.0 (-15.0 yds)
9/23/12	@ New Orleans	Drew Brees	W, 27-24 OT	3.0 (-25.0 yds)
9/8/13	@ Jacksonville	Blaine Gabbert	W, 28-2	3.0 (-27.0 yds.)
9/19/13	@ Philadelphia	Michael Vick	W, 26-16	4.5 (-28.0 yds.)
10/26/14	vs. St. Louis	Austin Davis	W 34-7	3.0 (-17.0 yds.)
12/28/14	vs. San Diego	Philip Rivers	W 19-7	4.0 (-21.0 yds.)



**JUSTIN HOUSTON BY THE NUMBERS**

LB Justin Houston had 33.0 sacks between 2013-14, ranking second in back-to-back seasons in franchise history.

**CHIEFS RECORD BOOK**

**MOST SACKS, CONSECUTIVE SEASONS**

1.	33.5	Derrick Thomas (20.0, 13.5)	1990-91
2.	<b>33.0</b>	<b>Justin Houston (11.0, 22.0)</b>	<b>2013-14</b>
3.	30.0	Derrick Thomas (10.0, 20.0)	1989-90
4t.	29.5	Neil Smith (14.5, 15.0)	1992-93
	<b>29.5</b>	<b>Justin Houston (22.0, 7.5)</b>	<b>2014-15</b>
5.	28.0	Derrick Thomas (13.5, 14.5)	1991-92

Houston has 16 career multi-sack games, including a career-high six such performances in 2014. He has 11 multi-sack games in his past three seasons.

**CHIEFS RECORD BOOK**

**MOST MULTI-SACK GAMES, CAREER**

1.	27	Derrick Thomas	1989-99
2.	<b>20</b>	<b>Tamba Hali</b>	<b>2006-16</b>
3.	19	Neil Smith	1988-96
4.	<b>16</b>	<b>Justin Houston</b>	<b>2011-16</b>
5.	13	Jared Allen	2004-07

Since Dec. 1, 2011 (Houston's first NFL sack), he trails only Houston's J.J. Watt and Denver's Von Miller for most QB takedowns.

**NFL LEADERS**

**SACKS, SINCE DEC. 1, 2011**

1.	71.5	J.J. Watt	Houston
2.	58.0	Von Miller	Denver
3.	<b>56.0</b>	<b>Justin Houston</b>	<b>Kansas City</b>
4.	48.0	Ryan Kerrigan	Washington
5.	47.5	Elvis Dumervil	Denver/Baltimore

**HOUSTON IN NFL RECORD BOOK**

Justin Houston's franchise record 22.0 sacks in 2014 was just 0.5 sack shy of Michael Strahan's NFL record 22.5 set in 2001. Houston's 22.0 sacks tie him with four other players, including Pro Football Hall of Famers Reggie White and Chris Doleman.

Rk.	Player	Year	Sacks
1.	Michael Strahan*	2001	22.5
2t.	<b>Justin Houston</b>	<b>2014</b>	<b>22.0</b>
	Jared Allen	2011	22.0
	Chris Doleman*	1989	22.0
	Reggie White*	1987	22.0
	Mark Gastineau	1984	22.0

\*Pro Football Hall of Famer

**WHERE HE RANKS IN CHIEFS HISTORY**

In 2014, Justin Houston broke the Chiefs franchise record for sacks in a single season with 22.0. Houston's 22.0 sacks were two more than Pro Football Hall of Famer Derrick Thomas' 20.0 more than two decades prior in 1990.

Rk.	Player	Year	Sacks
1.	<b>Justin Houston</b>	<b>2014</b>	<b>22.0</b>
2.	Derrick Thomas*	1990	20.0
3.	Jared Allen	2007	15.5
4.	Neil Smith	1993	15.0
5t.	<b>Tamba Hali</b>	<b>2010</b>	<b>14.5</b>
	Neil Smith	1992	14.5
	Art Still	1984	14.5
	Derrick Thomas*	1992	14.5

\*Pro Football Hall of Famer

**MOST SACKS, TEAMMATES, 2013-15**

Justin Houston and Tamba Hali have proven to be a potent duo when getting to the quarterback. In the past three seasons, Hali and Houston combined for 64.0 sacks, good for the number two ranking in the NFL for players who lead their current teams in sacks.

Rk.	Players	Team	Sacks
1.	J.J. Watt/Whitney Mercilus	Texans	72.5
2.	<b>Justin Houston/Tamba Hali</b>	<b>Chiefs</b>	<b>64.0</b>
3.	Mario Williams/Jerry Hughes	Bills	57.5
4t.	Elvis Dumervil/Terrell Suggs	Ravens	54.5
	Robert Quinn/Aaron Donald	Rams	54.5



**CHIEFS DEFENSE NO STRANGER TO END ZONE**

So far this season, KC's defense has found the end zone twice. The Chiefs found the endzone six times on defense in 2015. In 2014, the Chiefs had one returned TD on defense. In 2013, the Chiefs defense found the endzone six times. Below is a look at Kansas City's most recent defensive touchdowns.

Kansas City is 102-26-1 (.795) in games with a defensive touchdown.

**Most Recent Defensive Scores**

Date	Opponent	Defensive Score	Result
10/23/16	NO	S Daniel Sorensen 48-yd INT return	W, 27-21
9/25/16	NYJ	LB Derrick Johnson 55-yd INT return	W, 24-3
12/20/15	@ Bal	CB Marcus Peters 90-yd INT return	W, 34-14
12/20/15	@ Bal	S Tyvon Branch 73-yd fumble return	W, 34-14
12/6/15	@ Oak	S Tyvon Branch 38-yd INT return	W, 34-20
11/22/15	SD	LB Justin Houston 17-yd INT return	W, 33-3
10/11/15	CHI	LB Ramik Wilson FR in endzone	L, 18-17
9/17/15	DEN	CB Marcus Peters 55-yd INT return	L, 31-24
9/29/14	NE	S Husain Abdullah 39-yd INT return	W, 41-14
12/15/13	@ Oak	S Eric Berry 47-yard INT return	W, 56-31
11/3/13	@ Buf	LB Tamba Hali 11-yard fumble return	W, 23-13
11/3/13	@ Buf	CB Sean Smith 100-yd INT return	W, 23-13
10/13/13	OAK	S Husain Abdullah 44-yd INT return	W, 24-7
9/19/13	@ Phi	S Eric Berry 38-yd INT return	W, 26-16
9/8/13	@ Jax	LB Tamba Hali 10-yd INT return	W, 28-2
9/23/12	@ NO	LB Justin Houston safety (Drew Brees)	W, 27-24OT
10/23/11	@ Oak	CB Brandon Flowers 58-yd INT return	W, 28-0
10/23/11	@ Oak	S Kendrick Lewis 59-yd INT return	W, 28-0
12/26/10	TEN	S Eric Berry 54-yd INT return	W, 34-14
10/24/10	JAX	LB Derrick Johnson 15-yd INT return	W, 42-20
9/19/10	@ Cle	CB Brandon Flowers 33-yd INT return	W, 16-14
1/3/10	@ Den	LB Derrick Johnson 60-yd INT return	W, 44-24
1/3/10	@ Den	LB Derrick Johnson 45-yd INT return	W, 44-24
10/18/09	@ Was	LB Tamba Hali safety (Todd Collins)	W, 14-6

## CHIEFS DEFENSIVE /SPECIAL TEAMS NOTES



### CHIEFS EXCEL WHEN SACKING THE QB

The Chiefs and Defensive Coordinator Bob Sutton have placed an emphasis on putting pressure on opposing quarterbacks. The Chiefs have recorded 6.0 or more team sacks 58 times in team history. In those 58 games, Kansas City has a 52-5-1 (.905) record and has outscored its opponents 1,702-699.

#### Record When Recording 6.0 or More Team Sacks

Date	Opponent	Sacks	Yds	Result
12/4/1960	Houston	7.0	54	W, 24-0
12/18/1960	Buffalo	6.0	37	W, 24-7
9/23/1962	@ Oakland	6.0	67	W, 26-16
12/8/1963	Denver	6.0	47	W, 52-21
12/14/1963	Boston	6.0	54	W, 35-3
11/8/1964	Oakland	7.0	65	W, 42-7
10/31/1965	Oakland	6.0	62	W, 14-7
10/8/1967	Miami	7.0	77	W, 41-0
9/28/1968	@ Miami	6.0	55	W, 48-3
11/10/1968	@ Cincinnati	6.0	35	W, 16-9
12/8/1968	@ San Diego	6.0	61	W, 40-3
12/14/1968	@ Denver	7.0	78	W, 30-7
10/26/1969	Cincinnati	6.0	23	W, 42-22
11/2/1969	@ Buffalo	9.0	93	W, 29-7
9/28/1970	@ Baltimore	7.0	73	W, 44-24
12/6/1970	Denver	6.0	45	W, 16-0
10/1/1972	@ Denver	8.0	63	W, 45-24
11/12/1973	Chicago	6.0	64	W, 19-7
12/2/1973	Cleveland	7.0	50	T, 20-20
9/23/1979	Oakland	7.0	55	W, 35-7
10/5/1980	@ Oakland	6.0	54	W, 31-17
11/13/1983	Cincinnati	7.0	49	W, 20-15
11/27/1983	@ Seattle	6.0	40	L, 48-51 (OT)
9/30/1984	Cleveland	11.0	78	W, 10-6
12/8/1985	Atlanta	7.0	53	W, 38-10
9/21/1986	Houston	7.0	42	W, 27-13
9/23/1990	@ Green Bay	6.0	35	W, 17-3
10/7/1990	@ Indianapolis	7.0	62	L, 19-23
11/11/1990	Seattle	9.0	70	L, 16-17
12/2/1990	@ New England	6.0	44	W, 37-7
10/7/1991	Buffalo	6.0	43	W, 33-6
11/17/1991	Denver	6.0	47	L, 20-24
10/11/1992	Philadelphia	6.0	39	W, 24-17
11/8/1992	San Diego	6.0	56	W, 16-14
12/27/1992	Denver	6.0	56	W, 42-20
10/3/1993	LA Raiders	6.0	46	W, 24-9
10/17/1994	@ Denver	6.0	30	W, 31-28
10/1/1995	@ Arizona	7.0	68	W, 24-3
9/15/1996	@ Seattle	7.0	18	W, 35-17
11/16/1997	Denver	6.0	38	W, 24-22
12/7/1997	Oakland	6.0	45	W, 30-0
12/14/1997	@ San Diego	7.0	34	W 29-7
9/6/1998	Oakland	10.0	58	W, 28-8
12/26/1998	@ Oakland	6.0	44	W, 31-24
9/17/2000	San Diego	6.0	31	W, 42-10
11/26/2000	@ San Diego	6.0	28	L, 16-17
12/10/2000	Carolina	6.0	18	W, 15-14
12/8/2002	St. Louis	7.0	49	W, 49-10
12/4/2011	Chicago	7.0	45	W, 10-3
9/8/2013	@ Jacksonville	6.0	50	W, 28-2
9/19/2013	@ Philadelphia	6.0	34	W, 26-16
10/13/2013	Oakland	9.0	63	W, 24-7
12/8/2013	@ Washington	6.0	31	W, 45-10
10/26/2014	St. Louis	7.0	44	W, 34-7
12/28/14	San Diego	7.0	42	W, 19-7
11/1/15	Detroit	6.0	32	W, 45-10
1/3/16	Oakland	6.0	37	W, 23-17
10/30/16	@ Indianapolis	6.0	38	W, 30-14

### KICK RETURN RECORD

The NFL record for highest kickoff return average in a single season was previously 29.4, set by the 1972 Chicago Bears. The Chiefs took over the top mark in NFL history in 2013 averaging 29.9 yards per return.

#### NFL RECORD BOOK - KICKOFF RETURN AVERAGE, SEASON

Rk.	Team	Avg.	Year
1.	Kansas City	29.9	2013
2.	Chicago	29.4	1972
3.	Pittsburgh	28.9	1952
4t.	Baltimore	28.3	2014
	Minnesota	28.3	2015

### SANTOS GOES LONG

K Cairo Santos owns six career field goals of 50 or more yards, tying for the fourth-best mark in franchise history. He needs four more 50+ field goals to pass K Ryan Succop for third place in franchise history.

#### Chiefs Record Book, Most Field Goals, 50 or More Yards, Career

Rk.	Kicker	50+ Yard FGs	Years
1.	Nick Lowery	20	1980-93
2.	Jan Stenerud	12	1967-79
3.	Ryan Succop	9	2009-13
4t.	Cairo Santos	6	2014-16
	Lawrence Tynes	6	2004-06

### COLQUITT PINS OPPONENTS

Chiefs P Dustin Colquitt finished tied for first in the NFL for most punts inside the 20-yard line with 35 in 2013. Colquitt set a personal single-season career high, a team record and was one punt shy of tying an NFL record for most punts inside the 20 with 45 in 2012. In 2014, 30 of his 66 punts landed inside the 20. He had 37 in 2015. In 2016, he has landed 15 inside the 20.

He is the Chiefs all-time leader in punts inside the 20 with 368, which is over three times as many as the next closest player in team history.

#### NFL RECORD BOOK: PUNTS INSIDE 20, SINGLE SEASON

Rank	Inside 20	Player	Year
1.	46	Dave Zastudil (ARI)	2012
2.	45	Dustin Colquitt (KC)	2012
3t.	42	Ben Graham (ARI)	2009

#### CHIEFS RECORD BOOK: PUNTS INSIDE 20, CAREER

Rank	Inside 20	Player	Years
1.	368	Dustin Colquitt	2005-16
2.	117	Louie Aguiar	1994-98
3.	62	Bryan Barker	1990-93
4.	58	Jim Arnold	1983-85
5.	54	Kelly Goodburn	1987-90





## CHIEFS MISCELLANEOUS NOTES

### OWNERSHIP OF 50+ YEARS

The Chiefs are one of only six current NFL franchises that have been owned by the same individual family for over 50 years.

<u>Ownership</u>	<u>Franchise</u>	<u>Years</u>
Halas Family	Chicago Bears	95
Bidwill Family	Arizona Cardinals	83
Rooney Family	Pittsburgh Steelers	83
<b>Hunt Family</b>	<b>Kansas City Chiefs</b>	<b>57</b>
Adams Family	Tennessee Titans	57
Ford Family	Detroit Lions	53



### THE FIRST LADY OF FOOTBALL

Norma Hunt continues to play an integral part of the Chiefs in Kansas City. She owns the distinction of being the only woman known to have attended all 50 Super Bowls and was selected to preside over the coin toss at Super Bowl XLI along with Pro Football Hall of Fame quarterback Dan Marino. She is involved in numerous philanthropic and civic efforts in Kansas City and Texas. Her late husband, Lamar Hunt, was the guiding force behind the formation of the Kansas City Chiefs and the American Football League and was inducted into the Pro Football Hall of Fame in 1972. He, with the help of his family, coined the term "Super Bowl."

Hunt, along with her daughter-in-law Tavia Hunt (wife of current Chiefs Chairman & CEO Clark Hunt), participate in the NFL Women's Apparel advertising campaigns. The Hunts have been featured alongside other female NFL leaders such as Charlotte Jones Anderson (Dallas Cowboys Executive Vice President/Chief Brand Officer and NFL Foundation chair), Suzanne Johnson (wife of New York Jets owner Woody Johnson) and Tanya Snyder (wife of Washington Redskins owner Dan Snyder).



### BY THE NUMBERS

**2**

Super Bowl appearances

**4**

AFL Championship appearances

**8**

Division championships

**449**

Franchise wins including Postseason

**11**

Pro Football Hall of Famers

**46**

Chiefs Hall of Famers

**207**

Number of Chiefs wins vs. AFC West opponents, the most of any other AFC West team in inter-division affairs

**10**

Retired Chiefs numbers

**57**

The club is in its 57th season of existence

**82,893**

Largest crowd (regular season)

**142.2**

Highest decibel level at Arrowhead Stadium

**177**

Games won by Head Coach Andy Reid

**1,155**

Number of tackles by Chiefs LB Derrick Johnson, a franchise high for career tackles

**25,592,984**

Total home attendance in franchise history dating back to 1960 when the club was in Dallas

**45**

Seasons at Arrowhead Stadium



## CHIEFS ALL-TIME YEAR-BY-YEAR RESULTS

YEAR	PRESEASON	REG. SEASON	PLAYOFFS
1960	6-0	8-6	0-0
1961	4-1	6-8	0-0
1962	2-3	11-3	1-0
1963	3-2	5-7-2	0-0
1964	4-1	7-7	0-0
1965	3-2	7-5-2	0-0
1966	4-0	11-2-1	1-1 (S.B. loss)
1967	4-1	9-5	0-0
1968	4-1	12-2	0-1
1969	6-0	11-3	3-0 (S.B. win)
1970	4-3	7-5-2	0-0
1971	4-1-1	10-3-1	0-1
1972	5-2	8-6	0-0
1973	2-4	7-5-2	0-0
1974	3-3	5-9	0-0
1975	3-3	5-9	0-0
1976	2-4	5-9	0-0
1977	3-3	2-12	0-0
1978	2-2	4-12	0-0
1979	3-1	7-9	0-0
1980	3-1	8-8	0-0
1981	1-3	9-7	0-0
1982	2-1-1	3-6	0-0
1983	2-2	6-10	0-0
1984	1-3	8-8	0-0
1985	3-1	6-10	0-0
1986	2-2	10-6	0-1
1987	4-1	4-11	0-0
1988	2-1-1	4-11-1	0-0
1989	1-3	8-7-1	0-0
1990	1-3	11-5	0-1
1991	2-2	10-6	1-1
1992	1-3	10-6	0-1
1993	3-1	11-5	2-1
1994	2-3	9-7	0-1
1995	3-1	13-3	0-1
1996	3-1	9-7	0-0
1997	1-3	13-3	0-1
1998	2-3	7-9	0-0
1999	2-2	9-7	0-0
2000	0-4	7-9	0-0
2001	2-2	6-10	0-0
2002	3-1	8-8	0-0
2003	3-2	13-3	0-1
2004	1-3	7-9	0-0
2005	0-4	10-6	0-0
2006	2-2	9-7	0-1
2007	0-4	4-12	0-0
2008	2-2	2-14	0-0
2009	0-4	4-12	0-0
2010	1-3	10-6	0-1
2011	0-4	7-9	0-0
2012	1-3	2-14	0-0
2013	2-2	11-5	0-1
2014	1-3	9-7	0-0
2015	4-0	11-5	1-1
2016	2-2	5-2	0-0

## PRO FOOTBALL HALL OF FAMER EMMITT THOMAS

Pro Football Hall of Fame Cornerback Emmitt Thomas is in his seventh season as defensive backs coach with the Kansas City Chiefs. Thomas works alongside former NFL Cornerback Al Harris, who joined the Chiefs as a defensive assistant/secondary coach in 2013. Harris was promoted to Secondary/Cornerbacks Coach in 2016.

One of the best defenders in Chiefs history, Thomas finished his career with 58 interceptions – a Chiefs record – as well as five defensive touchdowns in 181 games, all with Kansas City. Thomas holds the Chiefs record for interception return yardage with 938 yards.

Thomas was a member of the Chiefs Super Bowl IV Championship squad and was elected to the Chiefs Hall of Fame in 1986 and the Pro Football Hall of Fame in 2008.



## NFL IMPORTANT DATES

### 2016

November 1 ..... All Trading Ends for 2016 at 3 p.m. CT  
 November 15 ..... Signing Period Ends for Franchise Players

### 2017

January 1 ..... Final Week of the NFL Regular Season  
 January 2 ..... Option Exercise Period Begins for Fifth-Year Option  
 January 7-8 ..... Wild Card Playoffs  
 January 14-15 ..... Divisional Playoffs  
 January 21 ..... East-West Shrine Game, St. Petersburg, Fla.  
 January 22 ..... AFC and NFC Championship Games  
 January 28 ..... Senior Bowl, Ladd-Peebles Stadium, Mobile, Ala.  
 January 29 ..... NFL Pro Bowl, Orlando, Fla.  
 February 5 ..... Super Bowl LI, NRG Stadium, Houston, Texas  
 February 15 ..... First Day to Designate Franchise Player  
 Feb. 28-March 6 ..... NFL Combine  
 March 1 ..... Deadline to Designate Franchise Player  
 March 7-9 ..... Free Agency Negotiating Period  
 March 9 ..... 2017 League Year Begins, Free Agency Opens  
 March 26-29 ..... Annual League Meetings, Phoenix, Ariz.  
 April 17 ..... Clubs with Returning Head Coaches Begin Offseason  
 April 27-29 ..... NFL Draft (Philadelphia)

## THIS IS OUR HOUSE



### CHIEFS FANS SET WORLD RECORD



On Monday, Sept. 29, 2014, Kansas City defeated the New England Patriots 41-14, and Chiefs fans set a Guinness World Record for Loudest Crowd Roar at a Sports Stadium (Outdoors). Chiefs fans reached a peak decibel reading of 142.2 as Guinness World Records adjudicator Philip Robertson monitored the sound levels. The mark was set early in the contest while the club was on defense. The Arrowhead Stadium record passed the old record of 137.5 decibels and broke Seattle's record of 137.6.



### TOP CROWDS AT ARROWHEAD

(Regular Season and Playoffs)

Date	Opponent	Attendance
Oct. 2, 2000	Seattle	82,893*
Nov. 5, 1972	Oakland	82,094
Sept. 11, 1994	San Francisco	79,907
Sept. 17, 1972	Miami	79,829
Nov. 23, 2006	Denver	79,484
Sept. 22, 1996	Denver	79,439
Oct. 26, 1998	Pittsburgh	79,431
Oct. 9, 1995	San Diego	79,288
Sept. 8, 1996	Oakland	79,281
Nov. 10, 1996	Green Bay	79,281
Oct. 7, 1996	Pittsburgh	79,189
Jan. 11, 2004	Indianapolis	79,159

### THE ARROWHEAD ADVANTAGE

"The fans, they're phenomenal. 142.2 decibels, I never thought I would be fired up (for) decibel levels but I'm fired up for them. My ears are still ringing, I mean it was loud, loud down there. Like incredibly loud."

- Chiefs Head Coach Andy Reid

"I think these fans are special fans and they proved it tonight again. They're the best in the country. This doesn't happen anywhere else like this and I think they're feeding off, the whole town is feeding off it a little bit."

- QB Alex Smith

"It's a great feeling (playing at Arrowhead). On 3rd-and-long when you hear the crowd and you see the opposing quarterback yelling, trying to change the play and struggling to communicate with the offensive linemen. That's a great feeling because you know your percentage of getting a sack just went up. I love playing in front of our fans."

- LB Justin Houston





## CHIEFS HOST LOOK GOOD, FEEL BETTER CLINIC

In recognition of the NFL's "A Crucial Catch" campaign, the Chiefs tight ends teamed up to host a Look Good Feel Better session for local women in partnership with The University of Kansas Hospital and the American Cancer Society as part of the club's support of Breast Cancer Awareness Month. This marks the fourth-consecutive year that the Chiefs have hosted a Look Good Feel Better event at Arrowhead Stadium.

"Look Good Feel Better" is a non-medical, brand-neutral public service program that teaches beauty techniques to cancer patients to help them manage the appearance-related side effects of cancer treatment.

"This is a great partnership that we developed with the Chiefs and The University of Kansas Cancer Center about four years ago," Bridgett Myers, the senior director for the Kansas City metro area, Kansas and Nebraska division of the American Cancer Society, said. "We really wanted to come up with a way that we could recognize breast cancer survivors in the month of October and really give them something special."

The idea is to help raise the spirits of women going through cancer treatments like chemotherapy.

"It's hard enough going through your diagnosis and your journey, and we just wanted to do something really special for some of our breast cancer survivors in the area," Myers said. "[The program] is about improving quality of life. Women have to go through a lot of changes when they're going through the diagnosis, they're away from their families, it's just such a time that feels like they're really alone, and the 'Look Good, Feel Better' program really brings the women together in a support group-style setting to help them understand what's going on with their body, the changes, the loss of their hair, eyebrows, allergies and we couldn't think of a better place to do it than right here in Chiefs Kingdom."

Tight ends James O' Shaughnessy and Ross Travis joined Rita Hunt, wife of Lamar Hunt Jr., a founding family member of the of the Kansas City Chiefs for the event. Hunt spoke in front of the group and shared her personal story of overcoming breast cancer.

"It's been unbelievable to hear their stories, starting with Mrs. Hunt and some of the others," O'Shaughnessy explained. "Just to hear what they had to go through is pretty special, to show that type of strength and the type of fortitude they had to push through such a tough illness and to come out on top.

"It's very impressive. It's been a very exciting day for me and Ross Travis to meet these people, get to know them and hear their stories."



## CWO VISITS CROSS-LINES AND SERVES LUNCH



Members of the Chiefs Women's Organization including Tavia Hunt, wife of Chiefs Chairman and CEO, and Rita Hunt, wife of Lamar Hunt Jr., joined together on Friday, October 28, 2016, to serve the community.

The ladies with serving gloves and aprons in hand, assisted in cooking and serving meals to local families through the Cross-Lines Hunger Relief program at the Don Bakely Community Annex Kitchen.

The goal of the Hunger Relief program at Cross-Lines is to provide healthy and nutritious foods to those in need. Cross-Lines recognizes that those experiencing poverty have limited access to those resources and aids to fill the gap wherever needed.

The Hunger Relief program at Cross-Lines has three main branches; the Food Pantry, the Community Annex Kitchen and CSFP Commodities. The Food Pantry strives to provide approximately three days of shelf-stable food, fresh produce and frozen ground beef or turkey to families in need in Wyandotte County. CSFP Commodities is a USDA food program for low-income seniors.

All three of the Hunger Relief programs receive produce from the Cross-Lines Garden and Orchard. Located on 1/4-acre lot, the garden donates 5,000 pounds of produce to the programs.

The Chiefs and Cross-Lines Community Outreach have partnered for the last 10 years as many Chiefs players and the Chiefs Women's Organization have had the opportunity to prepare and serve lunch as a daily source of assistance for at-risk individuals, families and the elderly. Last year DT Jaye Howard along with a few teammates visited Cross-Lines as well as Red Coaters on two separate events to serve the community.





## 2016 STANDINGS

AFC East												
Team	W	L	T	PCT	PF	PA	Home	Road	AFC	NFC	DIV	Streak
New England	7	1	0	.875	217	132	3-1	4-0	6-1	1-0	2-1	Won 4
Buffalo	4	4	0	.500	212	172	2-2	2-2	1-4	3-0	1-3	Lost 2
Miami	3	4	0	.429	146	159	3-1	0-3	3-3	0-1	1-1	Won 2
New York Jets	3	5	0	.375	150	208	1-2	2-3	3-3	0-2	1-0	Won 2

AFC North												
Team	W	L	T	PCT	PF	PA	Home	Road	AFC	NFC	DIV	Streak
Pittsburgh	4	3	0	.571	170	150	3-1	1-2	3-2	1-1	1-0	Lost 2
Cincinnati	3	4	1	.438	167	189	2-1-1	1-3	3-3	0-1-1	1-1	Tie 1
Baltimore	3	4	0	.429	133	139	1-2	2-2	3-2	0-2	1-0	Lost 4
Cleveland	0	8	0	.000	158	238	0-3	0-5	0-6	0-2	0-2	Lost 8

AFC South												
Team	W	L	T	PCT	PF	PA	Home	Road	AFC	NFC	DIV	Streak
Houston	5	3	0	.625	137	167	5-0	0-3	3-2	2-1	2-0	Won 1
Tennessee	4	4	0	.500	182	183	2-3	2-1	3-3	1-1	1-2	Won 1
Indianapolis	3	5	0	.375	208	230	2-2	1-3	2-4	1-1	1-2	Lost 1
Jacksonville	2	5	0	.286	139	196	1-3	1-2	1-4	1-1	1-1	Lost 2

AFC West												
Team	W	L	T	PCT	PF	PA	Home	Road	AFC	NFC	DIV	Streak
Oakland	6	2	0	.750	215	203	1-2	5-0	4-1	2-1	1-1	Won 2
Denver	6	2	0	.750	194	136	4-1	2-1	4-1	2-1	1-1	Won 2
Kansas City	5	2	0	.714	166	137	3-0	2-2	4-2	1-0	2-0	Won 3
San Diego	3	5	0	.375	225	212	2-1	1-4	2-4	1-1	1-3	Lost 1

NFC East												
Team	W	L	T	PCT	PF	PA	Home	Road	NFC	AFC	DIV	Streak
Dallas	6	1	0	.857	188	130	3-1	3-0	5-1	1-0	2-1	Won 6
New York Giants	4	3	0	.571	133	141	2-1	2-2	3-3	1-0	1-1	Won 2
Philadelphia	4	3	0	.571	179	117	3-0	1-3	2-3	2-0	0-2	Lost 1
Washington	4	3	1	.563	186	189	2-2	2-1-1	2-2	2-1-1	2-1	Tie 1

NFC North												
Team	W	L	T	PCT	PF	PA	Home	Road	NFC	AFC	DIV	Streak
Minnesota	5	2	0	.714	139	104	3-0	2-2	3-2	2-0	1-1	Lost 2
Green Bay	4	3	0	.571	172	156	3-1	1-2	3-3	1-0	2-1	Lost 1
Detroit	4	4	0	.500	183	190	3-1	1-3	3-2	1-2	0-2	Lost 1
Chicago	2	6	0	.250	131	179	2-2	0-4	2-3	0-3	2-1	Won 1

NFC South												
Team	W	L	T	PCT	PF	PA	Home	Road	NFC	AFC	DIV	Streak
Atlanta	5	3	0	.625	262	231	2-2	3-1	3-2	2-1	2-1	Won 1
Tampa Bay	3	4	0	.429	152	189	0-3	3-1	3-2	0-2	2-0	Lost 1
New Orleans	3	4	0	.429	201	215	2-2	1-2	2-2	1-2	1-1	Won 1
Carolina	2	5	0	.286	191	196	2-2	0-3	2-4	0-1	0-3	Won 1

NFC West												
Team	W	L	T	PCT	PF	PA	Home	Road	NFC	AFC	DIV	Streak
Seattle	4	2	1	.643	131	109	3-0	1-2-1	2-2-1	2-0	1-1-1	Lost 1
Arizona	3	4	1	.438	179	140	2-2-1	1-2	2-2-1	1-2	1-1-1	Lost 1
Los Angeles	3	4	0	.429	120	154	1-2	2-2	3-3	0-1	2-1	Lost 3
San Francisco	1	6	0	.143	144	219	1-3	0-3	1-5	0-1	1-2	Lost 6



# **CHIEFS**

***CUMULATIVE STATS & GAME SUMMARIES***

**THIS IS CHIEFS KINGDOM**

**KANSAS CITY CHIEFS / WEEK 8 / THROUGH SUNDAY, OCTOBER 30, 2016**

WON 5, LOST 2				* RUSHING				No.	Yds	Avg	Long	TD		
09/11	W	33-27	OT San Diego	73,238	Ware	102	511	5.0	46	2				
09/18	L	12-19	at Houston	71,890	West	33	139	4.2	28	0				
09/25	W	24- 3	New York Jets	71,587	Charles	12	40	3.3	17	1				
10/02	L	14-43	at Pittsburgh	61,278	A. Smith	19	31	1.6	8	1				
10/16	W	26-10	at Oakland	54,211	Hill	6	24	4.0	18	0				
10/23	W	27-21	New Orleans	76,282	Thomas	2	2	1.0	3	0				
10/30	W	30-14	at Indianapolis	65,417	Poe	1	1	1.0	1t	1				
11/06			Jacksonville		Foles	1	-1	-1.0	-1	0				
11/13			at Carolina		Maclin	1	-1	-1.0	-1	0				
11/20			Tampa Bay		Davis TM	1	-2	-2.0	-2	0				
11/27			at Denver		TEAM	178	744	4.2	46	5				
12/04			at Atlanta		OPPONENTS	174	791	4.5	44	3				
12/08			Oakland		* RECEIVING									
12/18			Tennessee		Kelce	34	377	11.1	42	3				
12/25			Denver		Maclin	30	376	12.5	38	2				
01/01			at San Diego		Conley	23	286	12.4	33	0				
			K.C.	Opp.	Hill	19	223	11.7	49	4				
TOTAL FIRST DOWNS			142	136	Ware	17	313	18.4	46t	1				
Rushing			36	37	West	13	45	3.5	7	0				
Passing			98	91	A. Wilson	12	94	7.8	26	0				
Penalty			8	8	D. Harris	10	80	8.0	13	0				
3rd Down: Made/Att			40/98	41/92	Thomas	4	26	6.5	15	0				
3rd Down Pct.			40.8	44.6	Charles	2	14	7.0	16	0				
4th Down: Made/Att			4/6	3/7	Davis TM	2	14	7.0	11	0				
4th Down Pct.			66.7	42.9	Travis	2	10	5.0	6	0				
POSSESSION AVG.			30:42	29:18	Sherman	2	3	1.5	3	0				
TOTAL NET YARDS			2508	2505	TEAM	170	1861	10.9	49	10				
Avg. Per Game			358.3	357.9	OPPONENTS	164	1801	11.0	53	13				
Total Plays			451	445	* INTERCEPTIONS									
Avg. Per Play			5.6	5.6	Peters	5	47	9.4	28	0				
NET YARDS RUSHING			744	791	Sorensen	2	48	24.0	48t	1				
Avg. Per Game			106.3	113.0	Johnson	1	55	55.0	55t	1				
Total Rushes			178	174	Berry	1	0	0.0	0	0				
NET YARDS PASSING			1764	1714	Gaines	1	0	0.0	0	0				
Avg. Per Game			252.0	244.9	White	1	0	0.0	0	0				
Sacked/Yards Lost			17/97	14/87	TEAM	11	150	13.6	55t	2				
Gross Yards			1861	1801	OPPONENTS	2	20	10.0	20	0				
Att./Completions			256/170	257/164	* PUNTING									
Completion Pct.			66.4	63.8	Colquitt	33	1469	44.5	40.2	4	15	60		
Had Intercepted			2	11	TEAM	33	1469	44.5	40.2	4	15	60		
PUNTS/AVERAGE			33/44.5	31/45.9	OPPONENTS	31	1423	45.9	37.1	1	8	62		
NET PUNTING AVG.			33/40.2	31/37.1	* PUNT RETURNS									
PENALTIES/YARDS			39/302	40/302	Hill	16	4	254	15.9	50	0			
FUMBLES/BALL LOST			7/5	12/5	Alexander	1	0	0	0.0	0	0			
TOUCHDOWNS			18	16	TEAM	17	4	254	14.9	50	0			
Rushing			5	3	OPPONENTS	14	9	64	4.6	12	0			
Passing			10	13	* KICKOFF RETURNS									
Returns			3	0	Hill	9	209	23.2	33	0				
* SCORE BY PERIODS	Q1	Q2	Q3	Q4	OT	PTS	Davis TM	6	126	21.0	30	0		
TEAM	34	40	27	59	6	166	D. Harris	1	19	19.0	19	0		
OPPONENTS	50	40	24	23	0	137	TEAM	16	354	22.1	33	0		
* SCORING	TD-Ru-Pa-Rt	K-PAT	FG	S	PTS	OPPONENTS	13	352	27.1	54	0			
Santos	0	0	0	0	16/17	14/17	0	58	* FIELD GOALS	1-19	20-29	30-39	40-49	50+
Hill	4	0	4	0		0	24	Santos	0/ 0	3/ 4	5/ 6	5/ 6	1/1	
Kelce	3	0	3	0		0	18	TEAM	0/ 0	3/ 4	5/ 6	5/ 6	1/1	
Ware	3	2	1	0		0	18	OPPONENTS	0/ 0	4/ 4	2/ 2	2/ 2	0/3	
Maclin	2	0	2	0		0	12	Santos: (47G,33G)(54G,43G,35G,30G)(27G)(49N)						
Charles	1	1	0	0		0	6	(38N,22G,44G)(39G,41G)(33G,28N,22G,44G)						
D. Harris	1	0	0	1		0	6	OPP: (29G,28G,54N)(32G,24G,57N,31G,43G)(28G)( )						
Johnson	1	0	0	1		0	6	(52N,46G)( ) ( )						
Poe	1	1	0	0		0	6							
A. Smith	1	1	0	0		0	6							
Sorensen	1	0	0	1		0	6							
TEAM	18	5	10	3	16/17	14/17	0	166						
OPPONENTS	16	3	13	0	15/15	8/11	0	137						
2-Pt Conv: TM 0-0, OPP 1-1														
SACKS: Ford 7, Hali 1.5, Howard 1, Johnson 1, C. Jones 1, Sorensen 1, Zombo 1, Poe 0.5, TM 14, OPP 17														
FUM/LOST: A. Smith 4/2, Ware 3/3														

* PASSING	Att	Cmp	Yds	Cmp%	Yds/Att	TD	TD%	Int	Int%	Long	Sack/Lost	Rating
A. Smith	233	154	1638	66.1	7.03	8	3.4	2	0.9	46t	15/ 81	94.3
Foles	22	16	223	72.7	10.14	2	9.1	0	0.0	49	2/ 16	135.2
Maclin	1	0	0	0.0	0.00	0	0.0	0	0.0	---	0/ 0	39.6
TEAM	256	170	1861	66.4	7.27	10	3.9	2	0.8	49	17/ 97	97.5
OPPONENTS	257	164	1801	63.8	7.01	13	5.1	11	4.3	53	14/ 87	83.5





# DEFENSIVE STATS

## 2016 REGULAR SEASON KANSAS CITY CHIEFS DEFENSIVE STATS (Through Week 8)

POS.	PLAYER	SOLO	ASST.	TOTAL	TFL	SACKS/YDS.	PR	FR	FF	INT/YDS.	PD
ILB	Johnson, Derrick	43	11	54	4	1.0/8	2	0	0	1/55	2
SS	Berry, Eric	24	6	30	0	0.0/0	0	0	0	1/0	4
DB	Parker, Ron	23	6	29	1	0.0/0	0	0	2	0/0	6
DB	Nelson, Steven	25	3	28	1	0.0/0	0	0	0	0/0	5
DB	Sorensen, Daniel	26	1	27	3	1.0/8	2	0	1	2/48	3
OLB	Zombo, Frank	20	7	27	3	1.0/5	2	0	1	0/0	1
DE	Ford, Dee	16	9	25	6	7.0/38	9	0	1	0/0	1
DB	Gaines, Phillip	22	0	22	0	0.0/0	0	0	1	1/0	3
LB	March-Lillard, Justin	15	7	22	1	0.0/0	0	0	0	0/0	2
DB	Peters, Marcus	14	7	21	0	0.0/0	0	1	0	5/47	11
DT	Howard, Jaye	16	4	20	2	1.0/8	5	0	0	0/0	0
OLB	Hali, Tamba	13	5	18	1	1.5/11	4	1	0	0/0	0
DB	White, D.J.	10	1	11	0	0.0/0	0	0	0	1/0	3
LB	Wilson, Ramik	7	4	11	0	0.0/0	0	1	0	0/0	0
DL	Jones, Chris	2	8	10	2	1.0/7	2	0	0	0/0	0
DT	Poe, Dontari	4	5	9	0	0.5/3	6	0	0	0/0	0
DE	Bailey, Allen	5	2	7	1	0.0/0	0	0	0	0/0	0
DE	Williams, Nicholas	4	1	5	0	0.0/0	0	0	0	0/0	0
LB	Moses, Dezman	0	1	1	0	0.0/0	0	0	0	0/0	0
<b>TOTALS</b>		<b>289</b>	<b>88</b>	<b>377</b>	<b>25</b>	<b>14.0/87</b>	<b>32</b>	<b>3</b>	<b>6</b>	<b>11/150</b>	<b>41</b>

## 2016 REGULAR SEASON CHIEFS SPECIAL TEAMS STATS

POS.	PLAYER	TKIS.	ASST.	TOTAL
WR	Hill, Tyreek	3	2	5
DB	Murray, Eric	4	0	4
FB	Sherman, Anthony	4	0	4
LB	Alexander, D.J.	2	1	3
TE	O'Shaughnessy, James	2	1	3
WR	Robinson, Demarcus	3	0	3
TE	Harris, Demetrius	2	0	2
DB	Sorensen, Daniel	1	1	2
LB	Moses, Dezman	1	0	1
DB	Nelson, Steven	1	0	1
K	Santos, Cairo	1	0	1
WR	Thomas, De'Anthony	1	0	1
WR	Wilson, Albert	0	1	1
LS	Winchester, James	1	0	1
<b>TOTALS</b>		<b>26</b>	<b>6</b>	<b>32</b>

Regular season defensive and special teams statistics are based on press box statistics.

## DEFENSIVE SCORES

**INT (2)** (3:44) (No Huddle, Shotgun) R.Fitzpatrick pass short right intended for M.Forte INTERCEPTED by D.Johnson at KC 45. D.Johnson for 55 yards.**vs.NYJ (09/25/16)**

(:58) (Shotgun) D.Brees pass short middle intended for W.Snead INTERCEPTED by D.Sorensen (E.Berry) at NO 48. D.Sorensen for 48 yards. Penalty on NO-J.Evans, Offensive Holding, declined.**vs.NO (10/23/16)**

**FR (0)**

**Safety (0)**

## SPECIAL TEAMS BIG PLAYS

**INT (0)**

**FR (1)** C.Santos kicks 61 yards from KC 35 to NYJ 4. J.Marshall to NYJ 23 for 19 yards (A.Sherman). FUMBLES (A.Sherman), RECOVERED by KC-D.Harris at NYJ 27. D.Harris for 27 yards.**vs.NYJ (09/25/16)**

# GAME SUMMARIES



## GAME 1

Chiefs 33, Chargers 27

September 11, 2016 • Arrowhead Stadium • 73,238



**San Diego Chargers ..... 7 14 3 3 0 — 27**

**Kansas City Chiefs ..... 3 0 7 17 6 — 33**

**KC** — C.Santos 47 yd. Field Goal (7-46, 3:09)  
**SD** — M.Gordon 1 yd. run (J.Lambo kick) (6-75, 3:24)  
**SD** — M.Gordon 6 yd. run (J.Lambo kick) (13-80, 6:51)  
**SD** — D.Woodhead 4 yd. pass from P.Rivers (J.Lambo kick) (6-38, 3:32)  
**SD** — J.Lambo 29 yd. Field Goal (9-34, 4:00)  
**KC** — T.Hill 9 yd. pass from A.Smith (C.Santos kick) (7-75, 3:15)  
**SD** — J.Lambo 28 yd. Field Goal (9-65, 4:23)  
**KC** — J.Maclin 19 yd. pass from A.Smith (C.Santos kick) (7-56, 2:02)  
**KC** — C.Santos 33 yd. Field Goal (12-62, 3:40)  
**KC** — S.Ware 5 yd. run (C.Santos kick) (4-42, 0:46)  
**KC** — A.Smith 2 yd. run (10-70, 5:07) (10-70, 5:07)

Team Statistics	Chargers	Chiefs
First Downs .....	25	26
Total Net Yards .....	388	413
Rushes/Net Yards .....	32/155	19/83
Net Passing .....	233	330
Pass Attempts/Completions ....	36/25	48/34
Had Intercepted .....	0	1
Sacked/Yards Lost .....	1/10	3/33
Punts/Average .....	5/35.6	5/39.4
Penalties/Yards .....	5/30	6/46
Fumbles/Lost .....	0/0	0/0
Possession Time .....	34:01	31:06

**RUSHING**  
**KC** — S. Ware 11-70, TD; A. Smith 4-15, TD; C. West 3-(-1); J. Maclin 1-(-1)  
**SD** — D. Woodhead 16-89; M. Gordon 14-57, 2 TDs; P. Rivers 2-9

**RECEIVING**  
**KC** — S. Ware 7-129; T. Kelce 6-74; J. Maclin 5-63, TD; C. Conley 4-43; C. West 6-24; D. Harris 2-20; T. Hill 1-9, TD; A. Wilson 3-1  
**SD** — T. Williams 2-71; K. Allen 6-63; T. Benjamin 7-32; D. Woodhead 5-31, TD; A. Gates 3-20; H. Henry 1-20; D. Inman 1-6

**PASSING**  
**KC** — A. Smith 48-34-363, 2 TDs, 1 INT  
**SD** — P. Rivers 36-25-243, TD, 0 INT

**INTERCEPTIONS**  
**KC** — None  
**SD** — J. Verrett 1

**SACKS**  
**KC** — D. Ford 1.0  
**SD** — J. Attaochu 1.0; B. Mebane 1.0; C. Reid 1.0

**FIELD GOALS**  
**KC** — C. Santos(47) (33)  
**SD** — J. Lambo(29) (28) 54WR



## GAME 2

Texans 19, Chiefs 12

September 18, 2016 • NRG Stadium • 71,890



**Kansas City Chiefs ..... 0 3 0 9 — 12**

**Houston Texans ..... 7 6 0 6 — 19**

**HOU** — D.Hopkins 27 yd. pass from B.Osweiler (N.Novak kick) (1-27, 0:07)  
**KC** — C.Santos 54 yd. Field Goal (4--2, 1:17)  
**HOU** — N.Novak 32 yd. Field Goal (14-69, 6:43)  
**HOU** — N.Novak 24 yd. Field Goal (4-8, 0:19)  
**KC** — C.Santos 43 yd. Field Goal (5-26, 2:50)  
**HOU** — N.Novak 31 yd. Field Goal (11-47, 5:22)  
**KC** — C.Santos 35 yd. Field Goal (8-52, 2:00)  
**HOU** — N.Novak 43 yd. Field Goal (11-49, 4:38)  
**KC** — C.Santos 30 yd. Field Goal (10-76, 2:07)

Team Statistics	Chiefs	Texans
First Downs .....	14	15
Total Net Yards .....	291	351
Rushes/Net Yards .....	19/119	34/97
Net Passing .....	172	254
Pass Attempts/Completions ....	37/20	33/19
Had Intercepted .....	0	2
Sacked/Yards Lost .....	4/14	2/14
Punts/Average .....	6/47.5	5/49.8
Penalties/Yards .....	9/77	5/44
Fumbles/Lost .....	3/3	0/0
Possession Time .....	26:01	33:59

**RUSHING**  
**KC** — C. West 6-61; S. Ware 10-57; A. Smith 2-2; T. Hill 1-(-1)  
**HOU** — L. Miller 25-83; A. Blue 5-11; J. Grimes 1-8; B. Miller 1-(-2); B. Osweiler 2-(-3)

**RECEIVING**  
**KC** — J. Maclin 6-68; S. Ware 2-48; T. Kelce 5-34; C. Conley 2-15; A. Wilson 2-11; T. Hill 2-8; C. West 1-2  
**HOU** — D. Hopkins 7-113, TD; W. Fuller 4-104; S. Anderson 2-15; L. Miller 2-14; J. Grimes 1-13; R. Griffin 1-5; B. Miller 1-3; C. Fiedorowicz 1-1

**PASSING**  
**KC** — A. Smith 37-20-186, 0 TDs, 0 INT  
**HOU** — B. Osweiler 33-19-268, TD, 2 INT

**INTERCEPTIONS**  
**KC** — M. Peters 2  
**HOU** — None

**SACKS**  
**KC** — T. Hali 1.0; D. Johnson 1.0  
**HOU** — J. Simon 1.5; J. Watt 1.5; B. McKinney 1.0

**FIELD GOALS**  
**KC** — C. Santos(43) (35) (30) (54)  
**HOU** — N. Novak(32) (24) (31) (43) 57SH





## GAME 3

### Chiefs 24, Jets 3

September 25, 2016 • Arrowhead Stadium • 71,587



**New York Jets** ..... **0 3 0 0** — **3**  
**Kansas City Chiefs** ..... **7 10 0 7** — **24**

**KC** — T.Kelce 12 yd. pass from A.Smith (C.Santos kick) (4-35, 2:11)  
**KC** — C.Santos 27 yd. Field Goal (14-44, 6:59)  
**KC** — D.Harris 27 yd. fumble return (C.Santos kick)  
**NYJ** — N.Folk 28 yd. Field Goal (9-46, 3:56)  
**KC** — D.Johnson 55 yd. interception return (C.Santos kick)

Team Statistics	Jets	Chiefs
First Downs .....	17	18
Total Net Yards .....	305	293
Rushes/Net Yards .....	22/117	27/72
Net Passing .....	188	221
Pass Attempts/Completions ....	44/20	33/25
Had Intercepted .....	6	0
Sacked/Yards Lost .....	0/0	2/16
Punts/Average .....	2/43.0	4/43.0
Penalties/Yards .....	3/15	5/59
Fumbles/Lost .....	3/2	1/1
Possession Time .....	27:55	32:05

#### RUSHING

**KC** — S. Ware 20-75; C. West 3-3; A. Smith 3-(-3); T. Hill 1-(-3)  
**NYJ** — M. Forte 15-65; B. Powell 4-30; R. Fitzpatrick 3-22

#### RECEIVING

**KC** — T. Kelce 6-89, TD; C. Conley 3-44; J. Maclin 4-35; T. Hill 3-26; D. Harris 2-14; R. Travis 2-10; C. West 3-8; S. Ware 1-8; A. Sherman 1-3  
**NYJ** — B. Powell 6-41; Q. Enunwa 4-37; R. Anderson 2-34; E. Decker 1-31; B. Marshall 3-27; J. Marshall 2-19; M. Forte 2-(-1)

#### PASSING

**KC** — A. Smith 33-25-237, TD, 0 INT  
**NYJ** — R. Fitzpatrick 44-20-188, 0 TDs, 6 INT

#### INTERCEPTIONS

**KC** — M. Peters 2; E. Berry 1; D. Johnson 1; D. Sorensen 1; D. White 1  
**NYJ** — None

#### SACKS

**KC** — None  
**NYJ** — D. Lee 0.5; L. Mauldin 0.5; S. Richardson 0.5; L. Williams 0.5

#### FIELD GOALS

**KC** — C. Santos(27)  
**NYJ** — N. Folk(28)



## GAME 4

### Steelers 43, Chiefs 14

October 3, 2016 • Heinz Field • 61,278



**Kansas City Chiefs** ..... **0 0 0 14** — **14**  
**Pittsburgh Steelers** ..... **22 7 7 7** — **43**

**PIT** — D.Heyward-Bey 31 yd. pass from B.Roethlisberger (B.Roethlisberger-M.Wheaton pass) (3-32, 1:23)  
**PIT** — A.Brown 4 yd. pass from B.Roethlisberger (C.Boswell kick) (1-4, 0:04)  
**PIT** — A.Brown 38 yd. pass from B.Roethlisberger (C.Boswell kick) (2-40, 0:47)  
**PIT** — J.James 9 yd. pass from B.Roethlisberger (C.Boswell kick) (10-80, 3:44)  
**PIT** — M.Wheaton 30 yd. pass from B.Roethlisberger (C.Boswell kick) (6-75, 3:41)  
**KC** — T.Hill 9 yd. pass from A.Smith (C.Santos kick) (7-47, 2:17)  
**PIT** — D.Williams 2 yd. run (C.Boswell kick) (8-75, 3:49)  
**KC** — T.Kelce 3 yd. pass from A.Smith (C.Santos kick) (7-62, 3:41)

Team Statistics	Chiefs	Steelers
First Downs .....	22	18
Total Net Yards .....	357	436
Rushes/Net Yards .....	18/87	26/149
Net Passing .....	270	287
Pass Attempts/Completions ....	50/30	27/22
Had Intercepted .....	1	0
Sacked/Yards Lost .....	4/17	2/13
Punts/Average .....	6/42.8	5/42.2
Penalties/Yards .....	7/40	9/68
Fumbles/Lost .....	3/1	1/0
Possession Time .....	30:36	29:24

#### RUSHING

**KC** — S. Ware 13-82; J. Charles 2-7; A. Smith 1-2; K. Davis 1-(-2); T. Hill 1-(-2)  
**PIT** — L. Bell 18-144; D. Williams 4-7, TD; L. Jones 2-(0); S. Coates 1-(-1); B. Roethlisberger 1-(-1)

#### RECEIVING

**KC** — J. Maclin 5-78; C. Conley 6-70; A. Wilson 5-52; T. Hill 5-24, TD; T. Kelce 5-23, TD; K. Davis 2-14; S. Ware 1-14; D. Harris 1-12  
**PIT** — S. Coates 6-79; A. Brown 4-64, 2 TDs; L. Bell 5-34; D. Heyward-Bey 1-31, TD; M. Wheaton 1-30, TD; D. Johnson 1-26; X. Grimble 1-19; J. James 2-15, TD; D. Williams 1-2

#### PASSING

**KC** — A. Smith 50-30-287, 2 TDs, 1 INT  
**PIT** — B. Roethlisberger 27-22-300, 5 TDs, 0 INT

#### INTERCEPTIONS

**KC** — None  
**PIT** — J. Jones 1

#### SACKS

**KC** — J. Howard 1.0; D. Ford 0.5; D. Poe 0.5  
**PIT** — C. Heyward 3.0; V. Williams 1.0

#### FIELD GOALS

**KC** — C. Santos49RU  
**PIT** — None



## GAME 5

### Chiefs 26, Raiders 10

October 16, 2016 • O.co Coliseum • 54,211



**Kansas City Chiefs** ..... **7 6 10 3** — **26**  
**Oakland Raiders** ..... **7 3 0 0** — **10**

**OAK** — A.Holmes 3 yd. pass from D.Carr (S.Janikowski kick) (7-46, 3:02)

**KC** — S.Ware 2 yd. run (C.Santos kick) (10-57, 5:27)

**KC** — J.Charles 4 yd. run (kick failed, wr) (6-58, 3:18)

**OAK** — S.Janikowski 46 yd. Field Goal (5-44, 0:25)

**KC** — D.Poe 1 yd. run (C.Santos kick) (7-75, 3:23)

**KC** — C.Santos 22 yd. Field Goal (5-32, 2:47)

**KC** — C.Santos 44 yd. Field Goal (11-52, 5:32)

Team Statistics	Chiefs	Raiders
First Downs .....	22	16
Total Net Yards .....	406	285
Rushes/Net Yards .....	40/183	17/64
Net Passing .....	223	221
Pass Attempts/Completions ....	23/19	34/22
Had Intercepted .....	0	1
Sacked/Yards Lost .....	1/1	2/4
Punts/Average .....	3/40.7	3/53.0
Penalties/Yards .....	2/10	3/25
Fumbles/Lost .....	0/0	2/1
Possession Time .....	36:45	23:15

#### RUSHING

**KC** — S. Ware 24-131, TD; J. Charles 9-33, TD; C. West 3-19; D. Poe 1-1, TD; A. Smith 3-(-1)

**OAK** — D. Washington 10-49; D. Carr 3-8; J. Richard 4-7

#### RECEIVING

**KC** — J. Maclin 3-49; T. Kelce 3-32; S. Ware 2-32; C. Conley 3-26; A. Wilson 1-26; T. Hill 2-20; J. Charles 2-14; D. Thomas 2-14; D. Harris 1-11

**OAK** — A. Cooper 10-129; S. Roberts 3-29; C. Walford 2-25; M. Rivera 1-16; A. Holmes 2-11, TD; M. Crabtree 2-10; J. Richard 2-5

#### PASSING

**KC** — A. Smith 22-19-224, 0 TDs, 0 INT; J. Maclin 1-0-(0), 0 TDs, 0 INT

**OAK** — D. Carr 34-22-225, TD, 1 INT

#### INTERCEPTIONS

**KC** — M. Peters 1

**OAK** — None

#### SACKS

**KC** — D. Ford 2.0

**OAK** — K. Mack 1.0

#### FIELD GOALS

**KC** — C. Santos 38WL (22) (44)

**OAK** — S. Janikowski 52WL (46)



## GAME 6

### Chiefs 27, Saints 21

October 23, 2016 • Arrowhead Stadium • 76,282



**New Orleans Saints** ..... **7 0 7 7** — **21**  
**Kansas City Chiefs** ..... **14 7 3 3** — **27**

**NO** — B.Cooks 9 yd. pass from D.Brees (W.Lutz kick) (10-80, 4:40)

**KC** — S.Ware 46 yd. pass from A.Smith (C.Santos kick) (5-75, 2:00)

**KC** — D.Sorensen 48 yd. interception return (C.Santos kick)

**KC** — T.Hill 38 yd. pass from A.Smith (C.Santos kick) (8-85, 4:58)

**NO** — M.Ingram 3 yd. pass from D.Brees (W.Lutz kick) (14-75, 8:03)

**KC** — C.Santos 39 yd. Field Goal (7-42, 3:36)

**NO** — B.Coleman 10 yd. pass from D.Brees (W.Lutz kick) (10-80, 2:27)

**KC** — C.Santos 41 yd. Field Goal (6-23, 2:05)

Team Statistics	Saints	Chiefs
First Downs .....	27	20
Total Net Yards .....	463	326
Rushes/Net Yards .....	22/104	28/112
Net Passing .....	359	214
Pass Attempts/Completions ....	48/37	24/17
Had Intercepted .....	1	0
Sacked/Yards Lost .....	1/8	0/0
Punts/Average .....	4/48.3	4/47.8
Penalties/Yards .....	10/75	4/30
Fumbles/Lost .....	3/1	0/0
Possession Time .....	32:38	27:22

#### RUSHING

**KC** — S. Ware 17-77; T. Hill 2-23; A. Smith 4-7; C. West 4-5; J. Charles 1-(0)

**NO** — M. Ingram 16-62; T. Hightower 5-39; J. Kuhn 1-3

#### RECEIVING

**KC** — S. Ware 2-54, TD; J. Maclin 4-40; T. Hill 1-38, TD; C. Conley 2-29; T. Kelce 2-24; D. Thomas 2-12; D. Harris 1-10; A. Wilson 1-4; C. West 1-3; A. Sherman 1-(0)

**NO** — M. Thomas 10-130; W. Snead 9-87; B. Cooks 7-58, TD; C. Fleener 2-44; M. Ingram 4-20, TD; B. Coleman 1-10, TD; T. Cadet 2-7; J. Hill 1-6; T. Hightower 1-5

#### PASSING

**KC** — A. Smith 24-17-214, 2 TDs, 0 INT

**NO** — D. Brees 48-37-367, 3 TDs, 1 INT

#### INTERCEPTIONS

**KC** — D. Sorensen 1

**NO** — None

#### SACKS

**KC** — D. Sorensen 1.0

**NO** — None

#### FIELD GOALS

**KC** — C. Santos (39) (41)

**NO** — None



# GAME 7

## Chiefs 30, Colts 14

October 30, 2016 • Lucas Oil Stadium • 65,417



**Kansas City Chiefs ..... 3 14 7 6 — 30**

**Indianapolis Colts ..... 0 7 7 0 — 14**

- KC** — C.Santos 33 yd. Field Goal (12-60, 4:40)
- KC** — T.Kelce 14 yd. pass from N.Foles (C.Santos kick) (6-80, 3:28)
- IND** — F.Gore 18 yd. pass from A.Luck (A.Vinatieri kick) (6-63, 2:51)
- KC** — J.Maclin 13 yd. pass from A.Smith (C.Santos kick) (3-36, 0:19)
- KC** — T.Hill 34 yd. pass from N.Foles (C.Santos kick) (10-75, 5:27)
- IND** — D.Moncrief 3 yd. pass from A.Luck (A.Vinatieri kick) (10-75, 5:29)
- KC** — C.Santos 22 yd. Field Goal (10-46, 5:05)
- KC** — C.Santos 44 yd. Field Goal (8-44, 3:34)

<b>Team Statistics</b>	<b>Chiefs</b>	<b>Colts</b>
First Downs .....	20	18
Total Net Yards .....	422	277
Rushes/Net Yards .....	27/88	21/105
Net Passing .....	334	172
Pass Attempts/Completions ....	41/25	35/19
Had Intercepted .....	0	1
Sacked/Yards Lost .....	3/16	6/38
Punts/Average .....	5/49.0	7/49.6
Penalties/Yards .....	6/40	5/45
Fumbles/Lost .....	0/0	3/1
Possession Time .....	33:36	26:24

### RUSHING

- KC** — C. West 14-52; S. Ware 7-19; A. Smith 2-9; T. Hill 1-7; D. Thomas 2-2; N. Foles 1-(-1)
- IND** — A. Luck 9-60; F. Gore 9-37; R. Turbin 2-9; D. Moncrief 1-(-1)

### RECEIVING

- KC** — T. Kelce 7-101, TD; T. Hill 5-98, TD; C. Conley 3-59; J. Maclin 3-43, TD; S. Ware 2-28; D. Harris 3-13; C. West 2-8
- IND** — D. Moncrief 4-41, TD; J. Doyle 2-36; P. Dorsett 5-33; E. Swoope 2-30; R. Turbin 3-25; F. Gore 2-25, TD; T. Hilton 1-20

### PASSING

- KC** — N. Foles 22-16-223, 2 TDs, 0 INT; A. Smith 19-9-127, TD, 0 INT
- IND** — A. Luck 35-19-210, 2 TDs, 1 INT

### INTERCEPTIONS

- KC** — P. Gaines 1
- IND** — None

### SACKS

- KC** — D. Ford 3.5; C. Jones 1.0; F. Zombo 1.0; T. Hali 0.5
- IND** — E. Jackson 1.0; R. Mathis 1.0; E. Walden 1.0

### FIELD GOALS

- KC** — C. Santos(33) (22) (44) 28RU
- IND** — None





# **CHIEFS**

***ROSTER, DEPTH & TRANSACTIONS***

**THIS IS CHIEFS KINGDOM**

# 2016 KANSAS CITY CHIEFS ALPHABETICAL ROSTER

(As of November 1, 2016)

NO.	NAME	POS.	HT.	WT.	AGE	EXP.	COLLEGE	HOW ACQ.	HOMETOWN
27	Acker, Kenneth	CB	6-0	195	24	3	SMU	T(SF)-16	Portland, Ore.
57	Alexander, D.J.	LB	6-2	233	25	2	Oregon State	D5a-15	Palm Desert, Calif.
94	Barrington, Sam	LB	6-1	240	26	4	South Florida	W (GB)-16	Jacksonville, Fla.
29	Berry, Eric	S	6-0	212	27	7	Tennessee	D1-10	Fairburn, Ga.
9	Bray, Tyler	QB	6-6	215	24	4	Tennessee	CFA-13	Kingsburg, Calif.
25	Charles, Jamaal	RB	5-11	199	29	9	Texas	D3a-08	Port Arthur, Texas
2	Colquitt, Dustin	P	6-3	210	34	12	Tennessee	D3-05	Knoxville, Tenn.
17	Conley, Chris	WR	6-3	205	24	2	Georgia	D3a-15	Dallas, Ga.
65	Devey, Jordan	G	6-6	320	28	3	Memphis	FA-16	American Fork, Utah
76	Duvernay-Tardif, Laurent	G	6-5	321	25	3	McGill	D6b-14	Montreal, Quebec
79	Ehinger, Parker	OL	6-6	310	23	R	Cincinnati	D4a-16	Rockford, Mich.
72	Fisher, Eric	T	6-7	315	25	4	Central Michigan	D1-13	Rochester, Mich.
4	Foles, Nick	QB	6-6	243	27	5	Arizona	FA-16	Austin, Texas
55	Ford, Dee	LB	6-2	252	25	3	Auburn	D1-14	Odenville, Ala.
73	Fulton, Zach	OL	6-5	316	25	3	Tennessee	D6a-14	Homewood, Ill.
23	Gaines, Phillip	CB	6-0	193	25	3	Rice	D3-14	Converse, Texas
91	Hali, Tamba	LB	6-3	275	32	11	Penn State	UFA-16	Teaneck, N.J.
84	Harris, Demetrius	TE	6-7	230	25	3	UW-Milwaukee	FA-14	Little Rock, Ark.
10	Hill, Tyreek	WR	5-10	185	22	R	West Alabama	D5b-16	Pearson, Ga.
96	Howard, Jaye	DL	6-3	301	27	5	Florida	UFA-16	Apopka, Fla.
56	Johnson, Derrick	LB	6-3	242	33	12	Texas	UFA-16	Waco, Texas
95	Jones, Chris	DL	6-6	310	22	R	Mississippi State	D2-16	Houston, Miss.
87	Kelce, Travis	TE	6-5	260	27	4	Cincinnati	D3a-13	Cleveland Heights, Ohio
19	Maclin, Jeremy	WR	6-0	198	28	8	Missouri	UFA-15	Kirkwood, Mo.
39	Mitchell, Terrance	CB	5-11	190	24	3	Oregon	FA-16	Sacramento, Calif.
54	Moore, Sio	LB	6-1	245	26	4	Connecticut	FA-16	West Haven, Conn.
61	Morse, Mitch	C	6-6	305	24	2	Missouri	D2-15	Austin, Texas
21	Murray, Eric	DB	5-11	199	22	R	Minnesota	D4b-16	Milwaukee, Wis.
20	Nelson, Steven	CB	5-11	194	22	2	Oregon State	D3b-15	Warner Robins, Ga.
52	Nicolas, Dadi	LB	6-3	235	24	R	Virginia Tech	D6b-16	Port-au-Prince, Haiti
99	Nunez-Roches, Rakeem	DL	6-2	307	23	2	Southern Miss	FA-16	Dangriga, Belize
80	O'Shaughnessy, James	TE	6-4	245	24	2	Illinois State	D5b-15	Naperville, Ill.
38	Parker, Ron	DB	6-0	206	29	6	Newberry	UFA-15	St. Helena Island, S.C.
22	Peters, Marcus	CB	6-0	197	23	2	Washington	D1-15	Oakland, Calif.
92	Poe, Dontari	DT	6-3	346	26	5	Memphis	D1-12	Memphis, Tenn.
75	Reid, Jah	T	6-7	325	28	6	UCF	FA-15	Haines City, Fla.
98	Reyes, Kendall	DE	6-4	300	27	5	Connecticut	FA-16	Nashua, New Hampshire
14	Robinson, Demarcus	WR	6-1	203	22	R	Florida	D4c-16	Fort Valley, Ga.
5	Santos, Cairo	K	5-8	160	24	3	Tulane	CFA-14	St. Augustine, Fla.
71	Schwartz, Mitchell	T	6-5	320	27	5	California	UFA-16	Pacific Palisades, Calif.
42	Sherman, Anthony	FB	5-10	242	27	6	Connecticut	T (ARI)-13	North Attleborough, Mass.
11	Smith, Alex	QB	6-4	217	32	12	Utah	T (SF)-13	La Mesa, Calif.
49	Sorensen, Daniel	S	6-2	208	26	3	BYU	FA-14	Colton, Calif.
13	Thomas, De'Anthony	WR	5-8	176	23	3	Oregon	D4-14	Los Angeles, Calif.
88	Travis, Ross	TE	6-7	235	23	1	Penn State	FA-15	Chaska, Minn.
32	Ware, Spencer	RB	5-10	229	24	3	LSU	FA-15	Eunice, La.
35	West, Charcandrick	RB	5-10	205	25	3	Abilene Christian	FA-14	Springhill, La.
24	White, D.J.	CB	5-11	193	23	R	Georgia Tech	D6a-16	Atlanta, Ga.
12	Wilson, Albert	WR	5-9	200	24	3	Georgia State	CFA-14	Port St. Lucie, Fla.
53	Wilson, Ramik	LB	6-2	237	24	2	Georgia	FA-16	Tampa, Fla.
41	Winchester, James	LS	6-3	240	27	2	Oklahoma	FA-15	Washington, Okla.
70	Witzmann, Bryan	T	6-7	320	26	2	South Dakota State	W (DAL)-16	Houlton, Wis.
51	Zombo, Frank	LB	6-3	254	29	7	Central Michigan	UFA-16	Sterling Heights, Mich.
<b>Practice Squad</b>									
77	Barnes, T.J.	DL	6-7	364	26	3	Georgia Tech	FA-16	Montgomery, Ala.
34	Brooks, Zac	RB	6-0	200	22	R	Clemson	FA-16	Jonesboro, Ark.
85	Hammond Jr., Frankie	WR	6-1	184	26	3	Florida	FA-16	Hallandale Beach, Fla.
15	Jones, Seantavius	WR	6-3	200	24	1	Valdosta State	FA-16	Tucker, Ga.
93	King, David	DL	6-4	281	26	2	Oklahoma	FA-16	Houston, Texas
26	Patmon, Tyler	CB	5-10	188	25	3	Oklahoma state	FA-16	Round Rock, Texas
60	Pughsley, Jarrod	OL	6-4	310	25	1	Akron	FA-16	Lima, Ohio
31	Reaves, Darrin	RB	5-10	215	23	2	UAB	FA-16	Birmingham, Ala.
74	Richardson, Bobby	DL	6-3	286	23	1	Indiana	FA-16	Tampa, Fla.
48	Smith, Terrance	LB	6-2	235	23	R	Florida State	FA-16	Decatur, Ga.
<b>Injured Reserve</b>									
97	Bailey, Allen	DL	6-3	288	27	6	Miami (Fla.)	D3b-11	Sapelo Island, Ga.
6	Cook, Kenny	WR	6-4	218	24	1	Gardner-Webb	FA-16	Cross Hill, S.C.
48	Harris, Vernon	CB	6-1	197	22	R	Dartmouth	CFA-16	Fort Lauderdale, Fla.
90	Mauga, Josh	LB	6-1	245	29	7	Nevada	FA-14	Fallon, Nev.
59	March-Lillard, Justin	LB	6-0	222	23	2	Akron	CFA-15	Danville, Ill.
40	Millard, Trey	FB	6-2	247	25	2	Oklahoma	FA-16	Columbia, Mo.
<b>Reserve/Physically Unable to Perform</b>									
50	Houston, Justin	LB	6-3	258	27	6	Georgia	FA-15	Statesboro, Ga.

**HEAD COACH:** Andy Reid

**OFFENSE:** Brad Childress (Co-Offensive Coordinator); David Culley (Asst. Head Coach/Wide Receivers); Matt Nagy (Co-Offensive Coordinator); Eric Bieniemy (Running Backs); Joe Bleymaier (Offensive Quality Control); Andy Heck (Offensive Line); Corey Matthaei (Asst. Quarterbacks); Tom Melvin (Tight Ends).

**DEFENSE:** Bob Sutton (Defensive Coordinator); Mark DeLeone (Asst. Linebackers); Taylor Embree (Defensive Asst.); Gary Gibbs (Linebackers); Al Harris (Secondary/Cornerbacks); Britt Reid (Defensive Line); Mike Smith (Asst. Defensive Line); Emmitt Thomas (Defensive Backs).

**SPECIALISTS:** Dave Toub (Special Teams Coordinator); Brock Olivo (Asst. Special Teams).

**MISCELLANEOUS:** Tommy Brasher (Special Projects); Barry Rubin (Head Strength & Conditioning); Travis Crittenden (Asst. Strength & Conditioning); Ryan Reynolds (Asst. Strength & Conditioning); Devin Woodhouse (Asst. Strength & Conditioning); Mike Frazier (Statistical Analysis Coordinator); Kyle Childress (Senior Asst. to Head Coach).

# 2016 KANSAS CITY CHIEFS NUMERICAL ROSTER

(As of November 1, 2016)

NO.	NAME	POS.	HT.	WT.	AGE	EXP.	COLLEGE	HOW ACQ.	HOMETOWN
2	Dustin Colquitt	P	6-3	210	34	12	Tennessee	D3-05	Knoxville, Tenn.
4	Nick Foles	QB	6-6	243	27	5	Arizona	FA-16	Austin, Texas
5	Cairo Santos	K	5-8	160	24	3	Tulane	CFA-14	St. Augustine, Fla.
9	Tyler Bray	QB	6-6	215	24	4	Tennessee	CFA-13	Kingsburg, Calif.
10	Tyreek Hill	WR	5-10	185	22	R	West Alabama	D5b-16	Pearson, Ga.
11	Alex Smith	QB	6-4	217	32	12	Utah	T (SF)-13	La Mesa, Calif.
12	Albert Wilson	WR	5-9	200	24	3	Georgia State	CFA-14	Port St. Lucie, Fla.
13	De'Anthony Thomas	WR	5-8	176	23	3	Oregon	D4-14	Los Angeles, Calif.
14	Demarcus Robinson	WR	6-1	203	22	R	Florida	D4c-16	Fort Valley, Ga.
17	Chris Conley	WR	6-3	205	24	2	Georgia	D3a-15	Dallas, Ga.
19	Jeremy Maclin	WR	6-0	198	28	8	Missouri	UFA-15	Kirkwood, Mo.
20	Steven Nelson	CB	5-11	194	22	2	Oregon State	D3b-15	Warner Robins, Ga.
21	Eric Murray	DB	5-11	199	22	R	Minnesota	D4b-16	Milwaukee, Wis.
22	Marcus Peters	CB	6-0	197	23	2	Washington	D1-15	Oakland, Calif.
23	Phillip Gaines	CB	6-0	193	25	3	Rice	D3-14	Converse, Texas
24	D.J. White	CB	5-11	193	23	R	Georgia Tech	D6a-16	Atlanta, Ga.
25	Jamaal Charles	RB	5-11	199	29	9	Texas	D3a-08	Port Arthur, Texas
27	Kenneth Acker	CB	6-0	195	24	3	SMU	T(SF)-16	Portland, Ore.
29	Eric Berry	S	6-0	212	27	7	Tennessee	D1-10	Fairburn, Ga.
32	Spencer Ware	RB	5-10	229	24	3	LSU	FA-15	Eunice, La.
35	Charcandrick West	RB	5-10	205	25	3	Abilene Christian	FA-14	Springhill, La.
38	Ron Parker	DB	6-0	206	29	6	Newberry	UFA-15	St. Helena Island, S.C.
39	Terrance Mitchell	CB	5-11	190	24	3	Oregon	FA-16	Sacramento, Calif.
41	James Winchester	LS	6-3	240	27	2	Oklahoma	FA-15	Washington, Okla.
42	Anthony Sherman	FB	5-10	242	27	6	Connecticut	T (ARI)-13	North Attleborough, Mass.
49	Daniel Sorensen	S	6-2	208	26	3	BYU	FA-14	Colton, Calif.
51	Frank Zombo	LB	6-3	254	29	7	Central Michigan	UFA-16	Sterling Heights, Mich.
52	Dadi Nicolas	LB	6-3	235	24	R	Virginia Tech	D6b-16	Port-au-Prince, Haiti
53	Ramik Wilson	LB	6-2	237	24	2	Georgia	FA-16	Tampa, Fla.
54	Sio Moore	LB	6-1	245	26	4	Connecticut	FA-16	West Haven, Conn.
55	Dee Ford	LB	6-2	252	25	3	Auburn	D1-14	Odenville, Ala.
56	Derrick Johnson	LB	6-3	242	33	12	Texas	UFA-16	Waco, Texas
57	D.J. Alexander	LB	6-2	233	25	2	Oregon State	D5a-15	Palm Desert, Calif.
61	Mitch Morse	C	6-6	305	24	2	Missouri	D2-15	Austin, Texas
65	Jordan Devey	G	6-6	320	28	3	Memphis	FA-16	American Fork, Utah
70	Bryan Witzmann	T	6-7	320	26	2	South Dakato State	W (DAL)-16	Houlton, Wis.
71	Mitchell Schwartz	T	6-5	320	27	5	California	UFA-16	Pacific Palisades, Calif.
72	Eric Fisher	T	6-7	315	25	4	Central Michigan	D1-13	Rochester, Mich.
73	Zach Fulton	OL	6-5	316	25	3	Tennessee	D6a-14	Homewood, Ill.
75	Jah Reid	T	6-7	325	28	6	UCF	FA-15	Haines City, Fla.
76	Laurent Duvernay-Tardif	G	6-5	321	25	3	McGill	D6b-14	Montreal, Quebec
79	Parker Ehinger	OL	6-6	310	23	R	Cincinnati	D4a-16	Rockford, Mich.
80	James O'Shaughnessy	TE	6-4	245	24	2	Illinois State	D5b-15	Naperville, Ill.
84	Demetrius Harris	TE	6-7	230	25	3	UW-Milwaukee	FA-14	Little Rock, Ark.
87	Travis Kelce	TE	6-5	260	27	4	Cincinnati	D3a-13	Cleveland Heights, Ohio
88	Ross Travis	TE	6-7	235	23	1	Penn State	FA-15	Chaska, Minn
91	Tamba Hali	LB	6-3	275	32	11	Penn State	UFA-16	Teaneck, N.J.
92	Dontari Poe	DT	6-3	346	26	5	Memphis	D1-12	Memphis, Tenn.
94	Sam Barrington	LB	6-1	240	26	4	South Florida	W (GB)-16	Jacksonville, Fla.
95	Chris Jones	DL	6-6	310	22	R	Mississippi State	D2-16	Houston, Miss.
96	Jaye Howard	DL	6-3	301	27	5	Florida	UFA-16	Apopka, Fla.
98	Kendall Reyes	DE	6-4	300	27	5	Connecticut	FA-16	Nashua, New Hampshire
99	Rakeem Nunez-Roches	DL	6-2	307	23	2	Southern Miss	FA-16	Dangriga, Belize
<b>Practice Squad</b>									
15	Seantavius Jones	WR	6-3	200	24	1	Valdosta State	FA-16	Tucker, Ga.
26	Tyler Patmon	CB	5-10	188	25	3	Oklahoma state	FA-16	Round Rock, Texas
31	Darrin Reaves	RB	5-10	215	23	2	UAB	FA-16	Birmingham, Ala.
34	Zac Brooks	RB	6-0	200	22	R	Clemson	FA-16	Jonesboro, Ark.
48	Terrance Smith	LB	6-2	235	23	R	Florida State	FA-16	Decatur, Ga.
60	Jarrod Pughsley	OL	6-4	310	25	1	Akron	FA-16	Lima, Ohio
74	Bobby Richardson	DL	6-3	286	23	1	Indiana	FA-16	Tampa, Fla.
77	T.J. Barnes	DL	6-7	364	26	3	Georgia Tech	FA-16	Montgomery, Ala.
85	Frankie Hammond Jr.	WR	6-1	184	26	3	Florida	FA-16	Hallandale Beach, Fla.
93	David King	DL	6-4	281	26	2	Oklahoma	FA-16	Houston, Texas
<b>Injured Reserve</b>									
6	Kenny Cook	WR	6-4	218	24	1	Gardner-Webb	FA-16	Cross Hill, S.C.
40	Trey Millard	FB	6-2	247	25	2	Oklahoma	FA-16	Columbia, Mo.
48	Vernon Harris	CB	6-1	197	22	R	Dartmouth	CFA-16	Fort Lauderdale, Fla.
59	Justin March-Lillard	LB	6-0	222	23	2	Akron	CFA-15	Danville, Ill.
90	Josh Mauga	LB	6-1	245	29	7	Nevada	FA-14	Fallon, Nev.
97	Allen Bailey	DL	6-3	288	27	6	Miami (Fla.)	D3b-11	Sapelo Island, Ga.
<b>Reserve/Physically Unable to Perform</b>									
50	Justin Houston	LB	6-3	258	27	6	Georgia	FA-15	Statesboro, Ga.

**HEAD COACH:** Andy Reid

**OFFENSE:** Brad Childress (Co-Offensive Coordinator); David Culley (Asst. Head Coach/Wide Receivers); Matt Nagy (Co-Offensive Coordinator); Eric Bieniemy (Running Backs); Joe Bleymaier (Offensive Quality Control); Andy Heck (Offensive Line); Corey Mattheai (Asst. Quarterbacks); Tom Melvin (Tight Ends).

**DEFENSE:** Bob Sutton (Defensive Coordinator); Mark DeLeone (Asst. Linebackers); Taylor Embree (Defensive Asst.); Gary Gibbs (Linebackers); Al Harris (Secondary/Cornerbacks); Britt Reid (Defensive Line); Mike Smith (Asst. Defensive Line); Emmitt Thomas (Defensive Backs).

**SPECIALISTS:** Dave Toub (Special Teams Coordinator); Brock Olivo (Asst.Special Teams).

**MISCELLANEOUS:** Tommy Brasher (Special Projects); Barry Rubin (Head Strength & Conditioning); Travis Crittenden (Asst. Strength & Conditioning); Ryan Reynolds (Asst. Strength & Conditioning); Devin Woodhouse (Asst. Strength & Conditioning); Mike Frazier (Statistical Analysis Coordinator); Kyle Childress (Senior Asst. to Head Coach).



# 2016 KANSAS CITY CHIEFS POSITION-BY-POSITION ROSTER

(As of November 1, 2016)

## QUARTERBACKS (3)

NO.	NAME	POS.	HT.	WT.	AGE	EXP.	COLLEGE	HOMETOWN	HOW ACQ.
9	Bray, Tyler	QB	6-6	215	24	4	Tennessee	Kingsburg, Calif	CFA-13
4	Foles, Nick	QB	6-6	243	27	5	Arizona	Austin, Texas	FA-16
11	Smith, Alex	QB	6-4	217	32	12	Utah	La Mesa, Calif.	T (SF)-13

## RUNNING BACKS (4)

NO.	NAME	POS.	HT.	WT.	AGE	EXP.	COLLEGE	HOMETOWN	HOW ACQ.
25	Charles, Jamaal	RB	5-11	199	29	9	Texas	Port Arthur, Texas	D3a-08
42	Sherman, Anthony	FB	5-10	242	27	6	Connecticut	North Attleborough, Mass.	T (ARI)-13
32	Ware, Spencer	RB	5-10	229	24	3	LSU	Eunice, La.	FA-15
35	West, Charcandrick	RB	5-10	205	25	3	Abilene Christian	Springhill, La.	FA-14

## WIDE RECEIVERS (6)

NO.	NAME	POS.	HT.	WT.	AGE	EXP.	COLLEGE	HOMETOWN	HOW ACQ.
17	Conley, Chris	WR	6-3	205	24	2	Georgia	Dallas, Ga.	D3a-15
10	Hill, Tyreek	RB	5-10	185	22	R	West Alabama	Pearson, Ga.	D5b-16
19	Maclin, Jeremy	WR	6-0	198	28	8	Missouri	Kirkwood, Mo.	UFA-15
14	Robinson, Demarcus	WR	6-1	203	22	R	Florida	Fort Valley, Ga.	D4c-16
13	Thomas, De'Anthony	WR	5-8	176	23	3	Oregon	Los Angeles, Calif.	D4-14
12	Wilson, Albert	WR	5-9	200	24	3	Georgia State	Port St. Lucie, Fla.	CFA-14

## TIGHTENDS (4)

NO.	NAME	POS.	HT.	WT.	AGE	EXP.	COLLEGE	HOMETOWN	HOW ACQ.
84	Harris, Demetrius	TE	6-7	230	25	3	UW-Milwaukee	Little Rock, Ark.	FA-14
87	Kelce, Travis	TE	6-5	260	27	4	Cincinnati	Cleveland Heights, Ohio	D3a-13
80	O'Shaughnessy, James	TE	6-4	245	24	2	Illinois State	Naperville, Ill.	D5b-15
88	Travis, Ross	TE	6-7	235	23	1	Penn State	Chaska, Minn.	FA-15

## OFFENSIVE LINE (9)

NO.	NAME	POS.	HT.	WT.	AGE	EXP.	COLLEGE	HOMETOWN	HOW ACQ.
65	Devey, Jordan	G	6-6	320	28	3	Memphis	American Fork, Utah	FA-16
76	Duvernay-Tardif, Laurent	G	6-5	321	25	3	McGill	Montreal, Quebec	D6b-14
79	Ehinger, Parker	OL	6-6	310	23	R	Cincinnati	Rockford, Mich.	D4a-16
72	Fisher, Eric	T	6-7	315	25	4	Central Michigan	Rochester, Mich.	D1-13
73	Fulton, Zach	OL	6-5	316	25	3	Tennessee	Homewood, Ill.	D6a-14
61	Morse, Mitch	C	6-6	305	24	2	Missouri	Austin, Texas	D2-15
75	Reid, Jah	T	6-7	325	28	6	UCF	Haines City, Fla.	FA-15
71	Schwartz, Mitchell	T	6-5	320	27	5	California	Pacific Palisades, Calif.	UFA-16
70	Witzmann, Bryan	T	6-7	320	26	2	South Dakato State	Houlton, Wis.	W(DAL)-16

## DEFENSIVE LINE (5)

NO.	NAME	POS.	HT.	WT.	AGE	EXP.	COLLEGE	HOMETOWN	HOW ACQ.
96	Howard, Jaye	DL	6-3	301	27	5	Florida	Apopka, Fla.	UFA-16
95	Jones, Chris	DL	6-6	310	22	R	Mississippi State	Houston, Miss.	D2-16
99	Nunez-Roches, Rakeem	DL	6-2	307	23	2	Southern Miss	Dangriga, Belize	FA-16
92	Poe, Dontari	DT	6-3	346	26	5	Memphis	Memphis, Tenn.	D1-12
98	Reyes, Kendall	DE	6-4	300	27	5	Connecticut	Nashua, New Hampshire	FA-16

## LINEBACKERS (9)

NO.	NAME	POS.	HT.	WT.	AGE	EXP.	COLLEGE	HOMETOWN	HOW ACQ.
57	Alexander, D.J.	LB	6-2	233	25	2	Oregon State	Palm Desert, Calif.	D5a-15
94	Barrington, Sam	LB	6-1	240	26	4	South Florida	Jacksonville, Fla.	W(GB)-16
55	Ford, Dee	LB	6-2	252	25	3	Auburn	Odenville, Ala.	D1-14
91	Hali, Tamba	LB	6-3	275	32	11	Penn State	Teaneck, N.J.	UFA-16
56	Johnson, Derrick	LB	6-3	242	33	12	Texas	Waco, Texas	UFA-16
54	Moore, Sio	LB	6-1	245	26	4	Connecticut	West Haven, Conn.	FA-16
52	Nicolas, Dadi	LB	6-3	235	24	R	Virginia Tech	Port-au-Prince, Haiti	D6b-16
53	Wilson, Ramik	LB	6-2	237	24	2	Georgia	Tampa, Fla.	FA-16
51	Zombo, Frank	LB	6-3	254	29	7	Central Michigan	Sterling Heights, Mich.	UFA-16

## DEFENSIVE BACKS (10)

NO.	NAME	POS.	HT.	WT.	AGE	EXP.	COLLEGE	HOMETOWN	HOW ACQ.
27	Acker, Kenneth	CB	6-0	195	24	3	SMU	Portland, Ore.	T(SF)-16
29	Berry, Eric	S	6-0	212	27	7	Tennessee	Fairburn, Ga.	D1-10
23	Gaines, Phillip	CB	6-0	193	25	3	Rice	Converse, Texas	D3-14
39	Mitchell, Terrance	CB	5-11	190	24	3	Oregon	Sacramento, Calif.	FA-16
21	Murray, Eric	DB	5-11	199	22	R	Minnesota	Milwaukee, Wis.	D4b-16
20	Nelson, Steven	CB	5-11	194	22	2	Oregon State	Warner Robins, Ga.	D3b-15
38	Parker, Ron	DB	6-0	206	29	6	Newberry	St. Helena Island, S.C.	UFA-15
22	Peters, Marcus	CB	6-0	197	23	2	Washington	Oakland, Calif.	D1-15
49	Sorensen, Daniel	S	6-2	208	26	3	BYU	Colton, Calif.	FA-14
24	White, D.J.	CB	5-11	193	23	R	Georgia Tech	Atlanta, Ga.	D6a-16

## SPECIALISTS (3)

NO.	NAME	POS.	HT.	WT.	AGE	EXP.	COLLEGE	HOMETOWN	HOW ACQ.
2	Colquitt, Dustin	P	6-3	210	34	12	Tennessee	Knoxville, Tenn.	D3-05
5	Santos, Cairo	K	5-8	160	24	3	Tulane	St. Augustine, Fla.	CFA-14
41	Winchester, James	LS	6-3	240	27	2	Oklahoma	Washington, Okla.	FA-15

# 2016 KANSAS CITY CHIEFS UNOFFICIAL DEPTH CHART

(As of November 1, 2016)

## OFFENSE

WR	19 Jeremy Maclin	<u>10 Tyreek Hill</u>	13 De'Anthony Thomas
LT	72 Eric Fisher	70 Bryan Witzmann	
LG	<u>79 Parker Ehinger</u>	73 Zach Fulton	
C	61 Mitch Morse	73 Zach Fulton	
RG	76 Laurent Duvernay-Tardif	73 Zach Fulton	65 Jordan Devey
RT	71 Mitchell Schwartz	75 Jah Reid	
TE	87 Travis Kelce	84 Demetrius Harris	88 Ross Travis
WR	17 Chris Conley	12 Albert Wilson	<u>14 Demarcus Robinson</u>
QB	11 Alex Smith	4 Nick Foles	9 Tyler Bray
RB	25 Jamaal Charles	32 Spencer Ware	35 Charcandrick West
FB	42 Anthony Sherman	32 Spencer Ware	

## DEFENSE

LDE	96 Jaye Howard	98 Kendall Reyes	
NT	92 Dontari Poe		
RDE	<u>95 Chris Jones</u>	99 Rakeem Nunez-Roches	
LOLB	55 Dee Ford	<u>52 Dadi Nicolas</u>	
LILB	56 Derrick Johnson	57 D.J. Alexander	
RILB	53 Ramik Wilson	94 Sam Barrington	
ROLB	91 Tamba Hali	51 Frank Zombo	54 Sio Moore
LCB	22 Marcus Peters	<u>24 D.J. White</u>	39 Terrance Mitchell
RCB	23 Phillip Gaines	20 Steven Nelson	27 Kenneth Acker
SS	29 Eric Berry	49 Daniel Sorensen	
FS	38 Ron Parker	<u>21 Eric Murray</u>	

## SPECIALISTS

P	2 Dustin Colquitt	5 Cairo Santos
K	5 Cairo Santos	2 Dustin Colquitt
KO	5 Cairo Santos	2 Dustin Colquitt
LS	41 James Winchester	
H	2 Dustin Colquitt	
PR	<u>10 Tyreek Hill</u>	13 De'Anthony Thomas
KR	<u>10 Tyreek Hill</u>	

### Rookies Underlined

Reads Left to Right, Top Line then Bottom

## PRONUNCIATION GUIDE

Laurent Duvernay-Tardif	Doo-ver-nay Tar-diff
Tamba Hali	TOM-buh HA-LEE
Travis Kelce	Kel-SEE
Dontari Poe	Don-TAR-ee
Charcandrick West	Char-can-drick
Parker Ehinger	Anger
Dadi Nicolas	Daddy
Sio Moore	SEE-oh

## HOW THE 2016 CHIEFS WERE BUILT

(As of November 1, 2016)

YEAR	DRAFT	FREE AGENTS	TRADE/WAIVERS
2005	LB Derrick Johnson (1) P Dustin Colquitt (3)		
2006	LB Tamba Hali (1)		
2007			
2008	RB Jamaal Charles (3a)		
2009			
2010	S Eric Berry (1)		
2011	LB Justin Houston (3a)		
2012	DT Dontari Poe (1)		
2013	T Eric Fisher (1) TE Travis Kelce (3a)	QB Tyler Bray (CFA)	FB Anthony Sherman (T/ARI) QB Alex Smith (T/SF)
2014	LB Dee Ford (1) CB Phillip Gaines (2) WR De'Anthony Thomas (4) G Zach Fulton (6a) G Laurent Duvernay-Tardif (6b)	TE Demetrius Harris (FA) LB Josh Mauga (FA) K Cairo Santos (CFA) S Daniel Sorensen (FA) RB Charcandrick West (FA) WR Albert Wilson (CFA)	
2015	CB Marcus Peters (1) C Mitch Morse (2) WR Chris Conley (3a) CB Steven Nelson (3b) LB D.J. Alexander (5a) TE James O'Shaughnessy (5b)	WR Jeremy Maclin (UFA) DB Ron Parker (UFA) T Jah Reid (FA) RB Spencer Ware (FA) LS James Winchester (FA)	
2016	DL Chris Jones (2) S OL Parker Ehinger (4a) S DB Eric Murray (4b) S WR Demarcus Robinson (4c) WR Tyreek Hill (5b) DB D.J. White (6a) LB Dadi Nicolas (6b)	G Jordan Devey (FA) QB Nick Foles (FA) DL Jaye Howard (UFA) CB Terrance Mitchell LB Sio Moore (FA) DL Rakeem Nunez-Roches DE Kendall Reyes T Mitchell Schwartz (UFA) LB Ramik Wilson LB Frank Zombo (UFA)	CB Kenneth Acker (T/SF) LB Sam Barrington (W/GB) T Bryan Witzmann (W/DAL)
<b>TOTAL ROSTER BREAKDOWN</b>		5 Unrestricted Free Agents 14 Free Agents 2 College Free Agents	2 Waiver Claims 3 Trades
	27 Draft Choices		



## **CHIEFS 2016 ROSTER BY EXPERIENCE**

(As of November 1, 2016)

### **12th Year (3)**

P Dustin Colquitt  
LB Derrick Johnson  
QB Alex Smith

### **11th Year (1)**

LB Tamba Hali

### **9th Year (1)**

RB Jamaal Charles

### **8th Year (1)**

WR Jeremy Maclin

### **7th Year (2)**

S Eric Berry  
LB Frank Zombo

### **6th Year (3)**

DB Ron Parker  
T Jah Reid  
FB Anthony Sherman

### **5th Year (5)**

DL Jaye Howard  
DT Dontari Poe  
T Mitchell Schwartz  
QB Nick Foles  
DE Kendall Reyes

### **4th Year (5)**

LB Sam Barrington  
QB Tyler Bray  
T Eric Fisher  
TE Travis Kelce  
LB Sio Moore

### **3rd Year (14)**

CB Kenneth Acker  
G Jordan Devey  
G Laurent Duvernay-Tardif  
LB Dee Ford  
G Zach Fulton  
CB Phillip Gaines  
TE Demetrius Harris  
CB Terrance Mitchell  
K Cairo Santos  
S Daniel Sorensen  
WR De'Anthony Thomas  
RB Spencer Ware  
RB Charcandrick West  
WR Albert Wilson

### **2nd Year (10)**

LB D.J. Alexander  
WR Chris Conley  
C Mitch Morse  
CB Steven Nelson  
DL Rakeem Nunez-Roches  
TE James O'Shaughnessy  
CB Marcus Peters  
LB Ramik Wilson  
LS James Winchester  
T Bryan Witzmann

### **1st Year (1)**

TE Ross Travis

### **Rookies (7)**

OL Parker Ehinger  
WR Tyreek Hill  
DL Chris Jones  
DB Eric Murray  
LB Dadi Nicolas  
WR Demarcus Robinson  
DB D.J. White

[Overall selection in brackets]

### **1st Round (9)**

[1] QB Alex Smith (2005 - SF), [1] T Eric Fisher (2013), [5] S Eric Berry (2010), [11] DT Dontari Poe (2012), [15] LB Derrick Johnson (2005), [18] CB Marcus Peters (2015), [19] WR Jeremy Maclin (2009 - PHI), [20] LB Tamba Hali (2006), [23] LB Dee Ford (2014).

### **2nd Round (4)**

[37] Mitchell Schwartz (2012 - CLE), [37] DL Chris Jones (2016), [49] C Mitch Morse (2015), [49] DE Kendall Reyes (2012-SD).

### **3rd Round (8)**

[63] TE Travis Kelce (2013), [73] RB Jamaal Charles (2008), [76] WR Chris Conley (2015), [85] T Jah Reid (2011 - BAL), [87] CB Phillip Gaines (2014), [88] QB Nick Foles (2012- PHI), [98] CB Steven Nelson (2015), [99] P Dustin Colquitt (2005).

### **4th Round (6)**

[105] OL Parker Ehinger (2016), [106] DB Eric Murray (2016), [114] DL Jaye Howard (2012 - SEA), [124] WR De'Anthony Thomas (2014), [118] LB Ramik Wilson (2014), [126] WR Demarcus Robinson (2016).

### **5th Round (4)**

[136] FB Anthony Sherman (2011 - ARI), [165] WR Tyreek Hill (2016), [172] LB D.J. Alexander (2015), [173] TE James O'Shaughnessy (2015).

### **6th Round (7)**

[180] DB Kenneth Acker (2014-SF), [178] DB D.J. White (2016), RB Spencer Ware (2013 - SEA), [200] G Laurent Duvernay-Tardif (2014), [193] OL Zach Fulton (2014), [217] Rakeem Nunez-Roches, [203] LB Dadi Nicolas (2016).

### **7th Round (2)**

[232] LB Sam Barrington (2013- GB), [254] CB Terrance Mitchell (2014- DAL).

### **Undrafted (13)**

LB Frank Zombo (2010 - GB), DB Ron Parker (2011 - SEA), QB Tyler Bray (2013), TE Demetrius Harris (2013), LS James Winchester (2013 - PHI), K Cairo Santos (2014), S Daniel Sorensen (2014), WR Albert Wilson (2014), RB Charcandrick West (2014), TE Ross Travis (2015), G Jordan Devey (2016), LC Sio Moore (2016), T Bryan Witzmann (2016- GB).

# KANSAS CITY CHIEFS 2016 TRANSACTIONS

(as of 11/1/16)

Date	Player	Transaction
Jan. 5	MUNYER, Daniel, OL	Released from Practice Squad
Jan. 5	MUNYER, Daniel, OL	Signed
Jan. 5	COOK, Kenny, WR	Reserve/Future Signing
Jan. 5	DAVIS, Dominique, DE	Reserve/Future Signing
Jan. 5	GORDON, Cameron, LB	Reserve/Future Signing
Jan. 5	KOVACS, Jordan, S	Reserve/Future Signing
Jan. 5	MILLARD, Trey, FB	Reserve/Future Signing
Jan. 5	TA'AMU, Alameda, DT	Reserve/Future Signing
Jan. 5	LEMON, Ori, LB	Signed to the Practice Squad
Jan. 8	HARRIS, Demetrius, TE	Contract Extension
Jan. 13	LEWIS, Keith, DB	Reserve/Future Signing
Jan. 14	CARR, Deveron, DB	Reserve/Future Signing
Jan. 17	ADAMS, Tyrell, LB	Reserve/Future Signing
Jan. 17	BROWN, Da'Ron, WR	Reserve/Future Signing
Jan. 17	FRAGEL, Reid, OL	Reserve/Future Signing
Jan. 17	GIBSON, Laurence, OL	Reserve/Future Signing
Jan. 17	LIEDTKE, Michael, OL	Reserve/Future Signing
Jan. 17	REAVES, Darrin, RB	Reserve/Future Signing
Jan. 17	STATEN, Jimmy, DL	Reserve/Future Signing
Jan. 17	TRAVIS, Ross, TE	Reserve/Future Signing
Jan. 17	WILLIAMS, Fred, WR	Reserve/Future Signing
Jan. 29	KELCE, Travis, TE	Contract Extension
Feb. 2	MOORE, Kashif, WR	Reserve/Future Signing
Feb. 19	ROOKS, Tavon, T	Waived
Mar. 1	BERRY, Eric, S	Franchise Designation
Mar. 7	GRUBBS, Ben, G	Released
Mar. 9	HALI, Tamba, LB	Signed
Mar. 9	HOWARD, Jaye, DL	Signed
Mar. 9	KING, David, DL	Signed
Mar. 9	MASSAQUOI, Jonathan, LB	Signed
Mar. 9	ODABA, Efe, LB	Signed
Mar. 10	SCHWARTZ, Mitchell, T	Signed
Mar. 10	ZOMBO, Frank, LB	Signed
Mar. 10	JOHNSON, Derrick, LB	Signed
Mar. 11	FLEMING, Jamell, DB	Signed
Mar. 12	STREATER, Rod, WR	Signed
Mar. 18	KIERAS, Tautvydas, LB	Signed
Mar. 31	WEST, Charcandrick, RB	Signed
Mar. 31	WARE, Spencer, RB	Contract Extension
Apr. 2	BROWN, Stevie, S	Signed
Apr. 2	MULUMBA, Andy, LB	Signed
Apr. 2	WILSON, Jimmy, S	Signed
Apr. 18	SORENSEN, Daniel, S	Signed
Apr. 18	WILLIAMS, Nicholas, DL	Signed
Apr. 25	WILLIAMS, Mike, WR	Signed
Apr. 26	FANAIIKA, Paul, G	Released
Apr. 29	JONES, Chris, DL	Drafted in 2 <sup>nd</sup> Round
Apr. 29	RUSSELL, KeiVarae, CB	Drafted in 3 <sup>rd</sup> Round
Apr. 30	EHINGER, Parker, OL	Drafted in 4 <sup>th</sup> Round
Apr. 30	MURRAY, Eric, DB	Drafted in 4 <sup>th</sup> Round
Apr. 30	ROBINSON, Demarcus, WR	Drafted in 4 <sup>th</sup> Round
Apr. 30	HOGAN, Kevin, QB	Drafted in 5 <sup>th</sup> Round
Apr. 30	HILL, Tyreek, RB	Drafted in 5 <sup>th</sup> Round
Apr. 30	WHITE, D.J. DB	Drafted in 6 <sup>th</sup> Round
Apr. 30	NICOLAS, Dadi, LB	Drafted in 6 <sup>th</sup> Round
May 3	WILSON, Jimmy, S	Released
May 3	GORDON, Cameron, LB	Waived
May 4	WILLIAMS, Fred, WR	Waived
May 6	KIERAS, Tautvydas, LB	Waived
May 6	BERNSTEIN, Jake, OL	Signed
May 6	CLARKE, Ben, OL	Signed
May 6	HARRIS, Vernon, CB	Signed
May 6	JONES, Tre, CB	Signed
May 6	MATHEWS, Mitch, WR	Signed
May 6	RANDOLPH, Shak, DB	Signed
May 6	SMITH, Terrance, LB	Signed
May 6	JONES, Chris, DL	Signed
May 6	EHINGER, Parker, OL	Signed
May 6	ROBINSON, Demarcus, WR	Signed
May 6	HOGAN, Kevin, QB	Signed
May 6	WHITE, D.J., CB	Signed
May 6	NICOLAS, Dadi, LB	Signed
May 9	LIEDTKE, Michael, OL	Waived
May 9	DEVEY, Jordan, G	Claimed off waiver (SF 49ers)
May 10	BERNSTEIN, Jake, OL	Waived
May 10	CLARKE, Ben, OL	Waived
May 10	GIBSON, Laurence, OL	Waived
May 10	KOVACS, Jordan, DB	Waived
May 10	EDWARDS, Shannon, DB	Signed
May 10	MAYWEATHER, Garrick, OL	Signed
May 10	NOWAK, Drew, OL	Signed
May 10	STERUP, Zach, OL	Signed
May 16	MURRAY, Eric, DB	Signed
May 16	HILL, Tyreek, WR	Signed
June 3	RUSSELL, KeiVarae, CB	Signed
June 7	LEWIS, Keith, DB	Waived
June 7	OBADA, Efe, LB	Waived
June 7	MOSES, Dezman, LB	Signed
June 7	VEA, Peni, S	Signed
June 10	VEA, Peni, S	Waived
June 10	CHEEK, Bryce, CB	Signed
June 16	CHEEK, Bryce, CB	Waived
June 16	COOK, Kenny, WR	Waived
June 16	DAVIS, Akeem, S	Signed
June 16	JONES, Seantavius, WR	Signed
July 30	JONES, Tre, CB	Waived
July 30	CHEEK, Bryce, DB	Signed
July 30	FISHER, Eric, NT	Signed Extension
Aug. 5	TA'AMU, Alameda, T	Waived
Aug. 5	FOLES, Nick, QB	Signed
Aug. 5	EDWARDS, Shannon, CB	Waived
Aug. 5	JOHNSON, Jeron, S	Signed
Aug. 6	HARRIS, Vernon, CB	Waived
Aug. 6	JACKSON, Malcom, CB	Signed
Aug. 17	DAVIS, Akeem, S	Waived
Aug. 17	VEREEN, Brock, CB	Claimed off waiver (NE Patriots)
Aug. 24	BROWN, Stevie, S	Released
Aug. 24	WILLIAMS, Mike, WR	Released
Aug. 27	ACKER, Kenneth, CB	Traded SF 49ers
Aug. 28	BERRY, Eric, S	Franchise Signed
Aug. 28	CHEEK, Bryce, DB	Waived
Aug. 28	DAVIS, Dominique, DL	Waived
Aug. 28	FEIGT, Curtis, OL	Waived
Aug. 28	JACKSON, Malcom, CB	Waived
Aug. 28	JONES, Seantavius, WR	Waived
Aug. 28	MASSAQUOI, Jonathan, LB	Waived
Aug. 28	MOORE, Kashif, WR	Waived
Aug. 28	NOWAK, Drew, C	Waived
Aug. 29	MAYWEATHER, Garrick, G	Waived
Aug. 30	MATTHEWS, Mitch, WR	Waived
Aug. 30	MILLARD, Trey, FB	Waived
Aug. 30	MAUGA, Josh, LB	Reserve/Injured
Aug. 30	HOUSTON, Justin, LB	PUP
Sept. 2	COOPER, Marcus, DB	Traded to ARZ Cardinals
Sept. 3	STREATER, Rod, WR	Traded to SF 49ers
Sept. 3	ADAMS, Tyrell, LB	Waived
Sept. 3	BROWN, Da'Ron, WR	Waived
Sept. 3	CARR, Deveron, DB	Waived
Sept. 3	FRAGEL, Reid, T	Waived
Sept. 3	HAMMOND JR., Frankie, WR	Waived
Sept. 3	HOGAN, Kevin, QB	Waived
Sept. 3	KING, David, DL	Waived
Sept. 3	MULUMBA, Andy, LB	Waived
Sept. 3	MUNYER, Daniel, OL	Waived
Sept. 3	MURRAY, Aaron, QB	Waived
Sept. 3	PARKER, Brian, TE	Waived
Sept. 3	PUGHSLEY, Jarrod, OL	Waived
Sept. 3	RANDOLPH, Shak, DB	Waived
Sept. 3	REAVES, Darrin, RB	Waived
Sept. 3	SMITH, Terrance, LB	Waived
Sept. 3	STATEN, Jimmy, DL	Waived
Sept. 3	STERUP, Zach, T	Waived
Sept. 3	VEREEN, Brock, DB	Waived
Sept. 3	FLEMING, Jamel, DB	Released
Sept. 3	JOHNSON, Jeron, DB	Released

<b>Date</b>	<b>Player</b>	<b>Transaction</b>
Sept. 4	BARRINGTON, Sam, LB	Claimed off waiver (GB Packers)
Sept. 4	WITZMANN, Bryan, T	Claimed off waiver (SF 49ers)
Sept. 4	DEVEY, Jordan, OL	Waived
Sept. 4	WILSON, Ramik, LB	Waived
Sept. 4	ADAMS, Tyrell, LB	Signed to Practice Squad
Sept. 4	HAMMOND JR., Frankie, WR	Signed to Practice Squad
Sept. 4	KING, David, DL	Signed to Practice Squad
Sept. 4	MUNYER, Daniel, OL	Signed to Practice Squad
Sept. 4	PUGHSLEY, Jarrod, OL	Signed to Practice Squad
Sept. 4	RANDOLPH, Shak, DB	Signed to Practice Squad
Sept. 4	REAVES, Darrin, RB	Signed to Practice Squad
Sept. 4	SMITH, Terrance, LB	Signed to Practice Squad
Sept. 4	VEREEN, Brock, DB	Signed to Practice Squad
Sept. 4	JONES, Seantavius, WR	Signed to Practice Squad
Sept. 9	WILSON, Julian, DB	Released from Practice Squad
Sept. 9	OKINE, Earl, LB	Signed to Practice Squad
Sept. 10	MOSES, Dezman, LB	Released
Sept. 14	RUSSELL, KeiVarae, CB	Waived
Sept. 14	MOSES, Dezman, LB	Signed
Sept. 16	NUNEZ-ROCHES, Rakeem, DL	Waived
Sept. 16	DEVEY, Jordan, OL	Terminated Practice Squad Contract
Sept. 16	DEVEY, Jordan, OL	Signed
Sept. 19	NUNEZ-ROCHES, Rakeem, DL	Signed to Practice Squad
Sept. 20	JONES, Seantavius, WR	Released from Practice Squad
Sept. 20	MUNYER, Daniel, OL	Signed to Practice Squad
Sept. 24	MUNYER, Daniel, OL	Released from Practice Squad
Sept. 24	JONES, Seantavius, WR	Signed to Practice Squad
Sept. 27	JONES, Seantavius, WR	Released from Practice Squad
Sept. 27	MUNYER, Daniel, OL	Signed to Practice Squad
Oct. 1	MUNYER, Daniel, OL	Released from Practice Squad
Oct. 1	JONES, Seantavius, WR	Signed to Practice Squad
Oct. 3	STERUP, Zach, T	Released from Practice Squad
Oct. 7	MOSES, Dezman, LB	Released
Oct. 7	MOORE, Sio, LB	Signed
Oct. 17	DAVIS, Knile, RB	Traded to GB Packers
Oct. 18	NUNEZ-ROCHES, Rakeem, DL	Terminated P.S. Contract
Oct. 18	WILSON, Ramik, LB	Terminated Practice Squad Contract
Oct. 18	MITCHELL, Terrance, CB	Terminated Practice Squad Contract
Oct. 18	NUNEZ-ROCHES, Rakeem, DL	Signed
Oct. 18	WILSON, Ramik, LB	Signed
Oct. 18	MITCHELL, Terrance, CB	Signed
Oct. 18	REYES, Kendall, DE	Signed
Oct. 18	MARCH-LILLARD, Justin, LB	Reserve/Injured
Oct. 18	BAILEY, Allen, DL	Reserve/Injured
Oct. 18	WILLIAMS, Nick, DL	Waived
Oct. 18	BARNES, Deion, LB	Signed to Practice Squad
Oct. 19	BARNES, T.J., DL	Signed to Practice Squad
Oct. 19	PATMON, Tyler, CB	Signed to Practice Squad
Oct. 25	BARNES, Deion, LB	Released from Practice Squad
Oct. 25	RICHARDSON, Bobby, DL	Signed to Practice Squad
Oct. 27	OKINE, Earl, LB	Released from Practice Squad
Oct. 27	BROOKS, Zac, RB	Signed to Practice Squad





# **CHIEFS**

***ADDITIONAL STATISTICS***

**THIS IS CHIEFS KINGDOM**







## INDIVIDUAL SINGLE-GAME HIGHS

<b>2016 REGULAR SEASON CHIEFS INDIVIDUAL SINGLE-GAME HIGHS</b>				
<b>Passes Attempted</b>	50	Alex Smith	at Steelers	10/2
<b>Passes Completed</b>	34	Alex Smith	vs. Chargers	9/11
<b>Passing Yards</b>	363	Alex Smith	vs. Chargers	9/11
<b>Touchdown Passes</b>	2	Alex Smith	vs. Chargers	9/11
		Alex Smith	at Steelers	10/2
		Alex Smith	vs. Saints	10/23
		Nick Foles	at Colts	10/30
<b>Pass Receptions</b>	7	Spencer Ware	vs. Chargers	9/11
		Travis Kelce	at Colts	10/30
<b>Receiving Yards</b>	129	Spencer Ware	vs. Chargers	9/11
<b>Touchdown Receptions</b>	1	Tyreek Hill	vs. Chargers	9/11
		Jeremy Maclin	vs. Chargers	9/11
		Travis Kelce	vs. Jets	9/25
		Tyreek Hill	at Steelers	10/2
		Travis Kelce	at Steelers	10/2
		Tyreek Hill	vs. Saints	10/23
		Spencer Ware	vs. Saints	10/23
		Tyreek Hill	at Colts	10/30
		Travis Kelce	at Colts	10/30
		Jeremy Maclin	at Colts	10/30
<b>Rushing Yards</b>	131	Spencer Ware	at Raiders	10/16
<b>Rushing Attempts</b>	24	Spencer Ware	at Raiders	10/16
<b>Rushing Touchdowns</b>	1	Alex Smith	vs. Chargers	9/11
		Spencer Ware	vs. Chargers	9/11
		Jamaal Charles	at Raiders	10/16
		Dontari Poe	at Raiders	10/16
		Spencer Ware	at Raiders	10/16
<b>Yards From Scrimmage</b>	199	Spencer Ware	vs. Chargers	9/11
<b>Combined Net Yards</b>	199	Spencer Ware	vs. Chargers	9/11
<b>Interceptions Made</b>	2	Marcus Peters	at Texans	9/18
		Marcus Peters	vs. Jets	9/25
<b>INT Return Yards</b>	55	Derrick Johnson	vs. Jets	9/25
<b>Sacks</b>	3.50	Dee Ford	at Colts	10/30
<b>Punts</b>	6	Dustin Colquitt	at Texans	9/18
		Dustin Colquitt	at Steelers	10/2
<b>Punting Average</b>	49.00	Dustin Colquitt	at Colts	10/30
<b>Punt Returns</b>	4	Tyreek Hill	at Texans	9/18
<b>Punt Return Yards</b>	63	Tyreek Hill	at Texans	9/18
<b>Kickoff Returns</b>	3	Knile Davis	at Texans	9/18
		Tyreek Hill	at Texans	9/18
		Knile Davis	at Steelers	10/2
<b>Kickoff Return Yards</b>	83	Tyreek Hill	at Texans	9/18
<b>Field Goals Attempted</b>	4	Cairo Santos	at Texans	9/18
		Cairo Santos	at Colts	10/30
<b>Field Goals Made</b>	4	Cairo Santos	at Texans	9/18
<b>2016 REGULAR SEASON KANSAS CITY CHIEFS LONGEST PLAYS</b>				
<b>Run From Scrimmage</b>	46	Spencer Ware	at Steelers	10/2
<b>Touchdown Run</b>	5	Spencer Ware	vs. Chargers	9/11
<b>Pass Reception</b>	49	Tyreek Hill	at Colts	10/30
<b>Touchdown Reception</b>	46	Spencer Ware	vs. Saints	10/23
<b>Interception Return</b>	55	Derrick Johnson	vs. Jets	9/25
<b>Punt Return</b>	50	Tyreek Hill	at Raiders	10/16
<b>Kickoff Return</b>	33	Tyreek Hill	at Steelers	10/2
<b>Punt</b>	60	Dustin Colquitt	vs. Saints	10/23
<b>Field Goal</b>	54	Cairo Santos	at Texans	9/18

## OPPONENTS INDIVIDUAL SINGLE-GAME HIGHS

<b>2016 REGULAR SEASON OPPONENTS INDIVIDUAL SINGLE-GAME HIGHS</b>				
<b>Passes Attempted</b>	48	Drew Brees	vs. Saints	10/23
<b>Passes Completed</b>	37	Drew Brees	vs. Saints	10/23
<b>Passing Yards</b>	367	Drew Brees	vs. Saints	10/23
<b>Touchdown Passes</b>	5	Ben Roethlisberger	at Steelers	10/2
<b>Pass Receptions</b>	10	Amari Cooper	at Raiders	10/16
		Michael Thomas	vs. Saints	10/23
<b>Receiving Yards</b>	130	Michael Thomas	vs. Saints	10/23
<b>Touchdown Receptions</b>	2	Antonio Brown	at Steelers	10/2
<b>Rushing Yards</b>	144	Le'Veon Bell	at Steelers	10/2
<b>Rushing Attempts</b>	25	Lamar Miller	at Texans	9/18
<b>Rushing Touchdowns</b>	2	Melvin Gordon	vs. Chargers	9/11
<b>Yards From Scrimmage</b>	178	Le'Veon Bell	at Steelers	10/2
<b>Combined Net Yards</b>	178	Le'Veon Bell	at Steelers	10/2
<b>Interceptions Made</b>	1	Jason Verrett	vs. Chargers	9/11
		Jarvis Jones	at Steelers	10/2
<b>INT Return Yards</b>	20	Jarvis Jones	at Steelers	10/2
<b>Sacks</b>	3.00	Cameron Heyward	at Steelers	10/2
<b>Punts</b>	7	Pat McAfee	at Colts	10/30
<b>Punting Average</b>	53.00	Marquette King	at Raiders	10/16
<b>Punt Returns</b>	4	Tyler Ervin	at Texans	9/18
<b>Punt Return Yards</b>	13	T.J. Carrie	at Raiders	10/16
<b>Kickoff Returns</b>	4	Jalen Richard	at Raiders	10/16
<b>Kickoff Return Yards</b>	108	Jalen Richard	at Raiders	10/16
<b>Field Goals Attempted</b>	5	Nick Novak	at Texans	9/18
<b>Field Goals Made</b>	4	Nick Novak	at Texans	9/18
<b>2016 REGULAR SEASON OPPONENTS LONGEST PLAYS</b>				
<b>Run From Scrimmage</b>	44	Le'Veon Bell	at Steelers	10/2
<b>Touchdown Run</b>	6	Melvin Gordon	vs. Chargers	9/11
<b>Pass Reception</b>	53	Will Fuller	at Texans	9/18
<b>Touchdown Reception</b>	38	Antonio Brown	at Steelers	10/2
<b>Interception Return</b>	20	Jarvis Jones	at Steelers	10/2
<b>Punt Return</b>	12	Jalin Marshall	vs. Jets	9/25
<b>Kickoff Return</b>	54	Quincy Enunwa	vs. Jets	9/25
<b>Punt</b>	62	Shane Lechler	at Texans	9/18
<b>Field Goal</b>	46	Sebastian Janikowski	at Raiders	10/16

# BIG YARDAGE GAMES

2016 REGULAR SEASON BIG YARDAGE GAMES							
100-Yard Pass Receivers							
Date	Opponent	Player	Rec.	Yds.	Avg.	LG	TD
9/11	vs. Chargers	Spencer Ware	7	129	18.4	45	0
10/30	at Colts	Travis Kelce	7	101	14.4	21	1
100-Yard Rushers							
Date	Opponent	Player	Att.	Yds.	Avg.	LG	TD
10/16	at Raiders	Spencer Ware	24	131	5.5	45	1
300-Yard Passers							
Date	Opponent	Player	Rec.	Yds.	Comp.	LG	TD
9/11	vs. Chargers	Alex Smith	48	363	34	45	2
2016 OPPONENTS BIG YARDAGE GAMES							
100-Yard Pass Receivers							
Date	Opponent	Player	Rec.	Yds.	Avg.	LG	TD
9/18	at Texans	Will Fuller	4	104	26.0	53	0
9/18	at Texans	DeAndre Hopkins	7	113	16.1	35	1
10/16	at Raiders	Amari Cooper	10	129	12.9	24	0
10/23	vs. Saints	Michael Thomas	10	130	13.0	23	0
100-Yard Rushers							
Date	Opponent	Player	Att.	Yds.	Avg.	LG	TD
10/2	at Steelers	Le'Veon Bell	18	144	8.0	44	0
300-Yard Passers							
Date	Opponent	Player	Rec.	Yds.	Comp.	LG	TD
10/2	at Steelers	Ben Roethlisberger	27	300	22	47	5
10/23	vs. Saints	Drew Brees	48	367	37	30	3

# 100.0+ PASSER RATING

2016 REGULAR SEASON 100.0+ PASSER RATING PASSING GAMES															
Date	Opponent	Player	Att.	Cmp.	Yds.	Cmp.%	Yds/Att.	Yds/Cmp.	TD	TD%	INT	INT%	Long	Sack/Lost	Rating
9/25	vs. Jets	Alex Smith	33	25	237	75.8%	7.18	9.48	1	3.0%	0	0.0%	42	2/16	105.2
10/16	at Raiders	Alex Smith	22	19	224	86.4%	10.18	11.79	0	0.0%	0	0.0%	38	1/1	109.1
10/23	vs. Saints	Alex Smith	24	17	214	70.8%	8.92	12.59	2	8.3%	0	0.0%	46t	0/0	126.0
10/30	at Colts	Nick Foles	22	16	223	72.7%	10.14	13.94	2	9.1%	0	0.0%	49	2/16	135.2
2016 OPPONENTS 100.0+ PASSER RATING PASSING GAMES															
Date	Opponent	Player	Att.	Cmp.	Yds.	Cmp.%	Yds/Att.	Yds/Cmp.	TD	TD%	INT	INT%	Long	Sack/Lost	Rating
10/3	at Steelers	Ben Roethlisberger	27	22	300	81.5%	11.11	13.64	5	18.5%	0	0.0%	47	2/13	152.5
10/23	vs. Saints	Drew Brees	48	37	367	77.1%	7.65	9.92	3	6.3%	1	2.1%	30	1/8	110.3
<b>*Need minimum of 20 attempts to qualify</b>															



## 2016 KANSAS CITY CHIEFS WEEK-BY-WEEK NFL RANKINGS

		OFFENSE				DEFENSE			
Date	Opponent	Total	Rush	Pass	*Points Scored	Total	Rush	Pass	*Points Allowed
9/11	SAN DIEGO	6	T-20	4	6	25	30	15	22
9/18	@ HOUSTON	17	15	T-18	16	17	30	16	T-16
9/25	NEW YORK JETS	23	21	22	17	T-11	T-24	11	6
10/2	@ PITTSBURGH	21	21	15	29	21	29	13	10
10/16	@ OAKLAND	17	14	19	18	14	24	12	10
10/23	NEW ORLEANS	19	18	21	17	23	21	19	T-11
10/30	@ INDIANAPOLIS	14	18	17	14	15	19	14	7
11/6	JACKSONVILLE								
11/13	@ CAROLINA								
11/20	TAMPA BAY								
11/27	@ DENVER								
12/4	@ ATLANTA								
12/8	OAKLAND								
12/18	TENNESSEE								
12/25	DENVER								
1/1	@ SAN DIEGO								

\* Includes return scores

### CHIEFS RECORD IN 2016 WHEN . . .

At home:	3-0	Producing individual 100-yard rusher:	1-0
On the road:	2-2	Allowing individual 100-yard rusher:	0-1
In September:	2-1	Producing individual 300-yard passer:	1-0
In October:	3-1	Allowing individual 300-yard passer:	1-1
In November:	0-0	Producing individual 100-yard receiver:	2-0
In December/January:	0-0	Allowing individual 100-yard receiver:	2-1
Scoring First:	3-0	**Producing an ind. 100.0-rating passer:	4-0
Opponent Scores First:	2-2	**Allowing an ind. 100.0-rating passer:	1-1
Leading at halftime:	4-0		
Trailing at halftime:	1-2	Team scores 21 points or more:	5-0
Tied at halftime:	0-0	Team scores fewer than 21 points:	0-2
Leading after three quarters:	4-0	Opponent scores 21 points or more:	2-1
Trailing after three quarters:	1-2	Opponent scores fewer than 21 points:	3-1
Tied after three quarters:	0-0		
		Outdoors:	4-1
Positive turnover ratio:	4-0	Indoors:	1-1
Negative turnover ratio:	1-2	Day games:	5-1
Turnover ratio +2 or more:	4-0	Night games:	0-1
Turnover ratio +1:	0-0	Natural grass:	4-1
Turnover ratio even:	0-0	Artificial surface:	1-1
Turnover ratio -1:	1-1		
Turnover ratio -2 or more:	0-1	Vs. teams with winning record at time:	1-2
		Vs. teams with losing record at time:	2-0
		Vs. teams with .500 record at time:	2-0

\*\*Need minimum of 20 attempts to qualify

## INDIVIDUAL GXG STATS: PASSING

2016 REGULAR SEASON INDIVIDUAL GAME-BY-GAME STATS														
<b>PASSING:</b>		<b>Alex Smith</b>												
<b>DATE</b>	<b>OPP.</b>	<b>ATT</b>	<b>CMP</b>	<b>YDS</b>	<b>COMP%</b>	<b>Y/A</b>	<b>Y/C</b>	<b>TD</b>	<b>TD%</b>	<b>INT</b>	<b>INT%</b>	<b>LG</b>	<b>SK/YD</b>	<b>RATE</b>
09/11	San Diego	48	34	363	70.8%	7.56	10.68	2	4.2%	1	2.1%	45	3/33.0	97.8
09/18	at Houston	37	20	186	54.1%	5.03	9.30	0	0.0%	0	0.0%	34	4/14.0	68.1
09/25	New York Jets	33	25	237	75.8%	7.18	9.48	1	3.0%	0	0.0%	42	2/16.0	105.2
10/02	at Pittsburgh	50	30	287	60.0%	5.74	9.57	2	4.0%	1	2.0%	20	4/17.0	81.0
10/16	at Oakland	22	19	224	86.4%	10.18	11.79	0	0.0%	0	0.0%	38	1/1.0	109.1
10/23	New Orleans	24	17	214	70.8%	8.92	12.59	2	8.3%	0	0.0%	46t	0/0.0	126.0
10/30	at Indianapolis	19	9	127	47.4%	6.68	14.11	1	5.3%	0	0.0%	23	1/0.0	87.0
11/06	Jacksonville													
11/13	at Carolina													
11/20	Tampa Bay													
11/27	at Denver													
12/04	at Atlanta													
12/08	Oakland													
12/18	Tennessee													
12/25	Denver													
01/01	at San Diego													
<b>TOTALS</b>		<b>233</b>	<b>154</b>	<b>1,638</b>	<b>66.1%</b>	<b>7.03</b>	<b>10.64</b>	<b>8</b>	<b>3.4%</b>	<b>2</b>	<b>0.9%</b>	<b>46t</b>	<b>15/81.0</b>	<b>94.3</b>
<b>PASSING:</b>		<b>Nick Foles</b>												
<b>DATE</b>	<b>OPP.</b>	<b>ATT</b>	<b>CMP</b>	<b>YDS</b>	<b>COMP%</b>	<b>Y/A</b>	<b>Y/C</b>	<b>TD</b>	<b>TD%</b>	<b>INT</b>	<b>INT%</b>	<b>LG</b>	<b>SK/YD</b>	<b>RATE</b>
09/11	San Diego													
09/18	at Houston													
09/25	New York Jets													
10/02	at Pittsburgh													
10/16	at Oakland													
10/23	New Orleans													
10/30	at Indianapolis	22	16	223	72.7%	10.14	13.94	2	9.1%	0	0.0%	49	2/16.0	135.2
11/06	Jacksonville													
11/13	at Carolina													
11/20	Tampa Bay													
11/27	at Denver													
12/04	at Atlanta													
12/08	Oakland													
12/18	Tennessee													
12/25	Denver													
01/01	at San Diego													
<b>TOTALS</b>		<b>22</b>	<b>16</b>	<b>223</b>	<b>72.7%</b>	<b>10.14</b>	<b>13.94</b>	<b>2</b>	<b>9.1%</b>	<b>0</b>	<b>0.0%</b>	<b>49</b>	<b>2/16.0</b>	<b>135.2</b>
<b>PASSING:</b>		<b>Tyler Bray</b>												
<b>DATE</b>	<b>OPP.</b>	<b>ATT</b>	<b>CMP</b>	<b>YDS</b>	<b>COMP%</b>	<b>Y/A</b>	<b>Y/C</b>	<b>TD</b>	<b>TD%</b>	<b>INT</b>	<b>INT%</b>	<b>LG</b>	<b>SK/YD</b>	<b>RATE</b>
09/11	San Diego													
09/18	at Houston													
09/25	New York Jets													
10/02	at Pittsburgh													
10/16	at Oakland													
10/23	New Orleans													
10/30	at Indianapolis													
11/06	Jacksonville													
11/13	at Carolina													
11/20	Tampa Bay													
11/27	at Denver													
12/04	at Atlanta													
12/08	Oakland													
12/18	Tennessee													
12/25	Denver													
01/01	at San Diego													
<b>TOTALS</b>		<b>0</b>	<b>0</b>	<b>0</b>	<b>0.0%</b>	<b>0.00</b>	<b>0.00</b>	<b>0</b>	<b>0%</b>	<b>0</b>	<b>0%</b>	<b>--</b>	<b>0/0.0</b>	<b>0.0</b>

## INDIVIDUAL GXG STATS: RUSHING

<b>2016 REGULAR SEASON INDIVIDUAL GAME-BY-GAME STATS</b>																
<b>RUSHING:</b>		<b>Jamaal Charles</b>					<b>Knile Davis</b>					<b>Nick Foles</b>				
<b>DATE</b>	<b>OPP.</b>	<b>NO.</b>	<b>YDS</b>	<b>AVG</b>	<b>LG</b>	<b>TD</b>	<b>NO.</b>	<b>YDS</b>	<b>AVG</b>	<b>LG</b>	<b>TD</b>	<b>NO.</b>	<b>YDS</b>	<b>AVG</b>	<b>LG</b>	<b>TD</b>
09/11	San Diego	<i>INACTIVE</i>					0	0	0	--	0	<i>DID NOT PLAY</i>				
09/18	at Houston	<i>INACTIVE</i>					0	0	0	--	0	<i>DID NOT PLAY</i>				
09/25	New York Jets	<i>INACTIVE</i>					0	0	0	--	0	<i>DID NOT PLAY</i>				
10/02	at Pittsburgh	2	7	3.5	6	0	1	-2	-2.0	-2	0	<i>DID NOT PLAY</i>				
10/16	at Oakland	9	33	3.7	17	1	<i>INACTIVE</i>					<i>DID NOT PLAY</i>				
10/23	New Orleans	1	0	0.0	--	0	<i>Packers</i>					<i>DID NOT PLAY</i>				
10/30	at Indianapolis	<i>INACTIVE</i>					<i>Packers</i>					1	-1	-1.0	-1	0
11/06	Jacksonville															
11/13	at Carolina															
11/20	Tampa Bay															
11/27	at Denver															
12/04	at Atlanta															
12/08	Oakland															
12/18	Tennessee															
12/25	Denver															
01/01	at San Diego															
<b>TOTALS</b>		<b>12</b>	<b>40</b>	<b>3.3</b>	<b>17</b>	<b>1</b>	<b>1</b>	<b>-2</b>	<b>-2.0</b>	<b>-2</b>	<b>0</b>	<b>1</b>	<b>-1</b>	<b>-1.0</b>	<b>-1</b>	<b>0</b>
<b>RUSHING:</b>		<b>Tyreek Hill</b>					<b>Jeremy Maclin</b>					<b>Dontari Poe</b>				
<b>DATE</b>	<b>OPP.</b>	<b>NO.</b>	<b>YDS</b>	<b>AVG</b>	<b>LG</b>	<b>TD</b>	<b>NO.</b>	<b>YDS</b>	<b>AVG</b>	<b>LG</b>	<b>TD</b>	<b>NO.</b>	<b>YDS</b>	<b>AVG</b>	<b>LG</b>	<b>TD</b>
09/11	San Diego	0	0	0	--	0	1	-1	-1.0	-1	0	0	0	0	--	0
09/18	at Houston	1	-1	-1.0	-1	0	0	0	0	--	0	0	0	0	--	0
09/25	New York Jets	1	-3	-3.0	-3	0	0	0	0	--	0	0	0	0	--	0
10/02	at Pittsburgh	1	-2	-2.0	-2	0	0	0	0	--	0	0	0	0	--	0
10/16	at Oakland	0	0	0	--	0	0	0	0	--	0	1	1	1.0	1t	1
10/23	New Orleans	2	23	11.5	18	0	0	0	0	--	0	0	0	0	--	0
10/30	at Indianapolis	1	7	7.0	7	0	0	0	0	--	0	0	0	0	--	0
11/06	Jacksonville															
11/13	at Carolina															
11/20	Tampa Bay															
11/27	at Denver															
12/04	at Atlanta															
12/08	Oakland															
12/18	Tennessee															
12/25	Denver															
01/01	at San Diego															
<b>TOTALS</b>		<b>6</b>	<b>24</b>	<b>4.0</b>	<b>18</b>	<b>0</b>	<b>1</b>	<b>-1</b>	<b>-1.0</b>	<b>-1</b>	<b>0</b>	<b>1</b>	<b>1</b>	<b>1.0</b>	<b>1t</b>	<b>1</b>
<b>RUSHING:</b>		<b>Alex Smith</b>					<b>De'Anthony Thomas</b>					<b>Spencer Ware</b>				
<b>DATE</b>	<b>OPP.</b>	<b>NO.</b>	<b>YDS</b>	<b>AVG</b>	<b>LG</b>	<b>TD</b>	<b>NO.</b>	<b>YDS</b>	<b>AVG</b>	<b>LG</b>	<b>TD</b>	<b>NO.</b>	<b>YDS</b>	<b>AVG</b>	<b>LG</b>	<b>TD</b>
09/11	San Diego	4	15	3.8	7	1	<i>INACTIVE</i>					11	70	6.4	14	1
09/18	at Houston	2	2	1.0	2	0	<i>INACTIVE</i>					10	57	5.7	25	0
09/25	New York Jets	3	-3	-1.0	-1	0	<i>INACTIVE</i>					20	75	3.8	17	0
10/02	at Pittsburgh	1	2	2.0	2	0	<i>INACTIVE</i>					13	82	6.3	46	0
10/16	at Oakland	3	-1	-0.3	1	0	0	0	0	--	0	24	131	5.5	45	1
10/23	New Orleans	4	7	1.8	6	0	0	0	0	--	0	17	77	4.5	12	0
10/30	at Indianapolis	2	9	4.5	8	0	2	2	1.0	3	0	7	19	2.7	7	0
11/06	Jacksonville															
11/13	at Carolina															
11/20	Tampa Bay															
11/27	at Denver															
12/04	at Atlanta															
12/08	Oakland															
12/18	Tennessee															
12/25	Denver															
01/01	at San Diego															
<b>TOTALS</b>		<b>19</b>	<b>31</b>	<b>1.6</b>	<b>8</b>	<b>1</b>	<b>2</b>	<b>2</b>	<b>1.0</b>	<b>3</b>	<b>0</b>	<b>102</b>	<b>511</b>	<b>5.0</b>	<b>46</b>	<b>2</b>

<b>RUSHING:</b>		<b>Charcandrick West</b>				
<b>DATE</b>	<b>OPP.</b>	<b>NO.</b>	<b>YDS</b>	<b>AVG</b>	<b>LG</b>	<b>TD</b>
09/11	San Diego	3	-1	-0.3	8	0
09/18	at Houston	6	61	10.2	28	0
09/25	New York Jets	3	3	1.0	2	0
10/02	at Pittsburgh	<i>INACTIVE</i>				
10/16	at Oakland	3	19	6.3	8	0
10/23	New Orleans	4	5	1.3	2	0
10/30	at Indianapolis	14	52	3.7	18	0
11/06	Jacksonville					
11/13	at Carolina					
11/20	Tampa Bay					
11/27	at Denver					
12/04	at Atlanta					
12/08	Oakland					
12/18	Tennessee					
12/25	Denver					
01/01	at San Diego					
<b>TOTALS</b>		<b>33</b>	<b>139</b>	<b>4.2</b>	<b>28</b>	<b>0</b>



## INDIVIDUAL GXG STATS: RECEIVING

2016 REGULAR SEASON INDIVIDUAL GAME-BY-GAME STATS															
RECEIVING:	Jamaal Charles					Chris Conley					Knile Davis				
DATE OPP.	NO.	YDS	AVG	LG	TD	NO.	YDS	AVG	LG	TD	NO.	YDS	AVG	LG	TD
09/11 San Diego	<i>INACTIVE</i>					4	43	10.8	13	0	0	0	0	--	0
09/18 at Houston	<i>INACTIVE</i>					2	15	7.5	10	0	0	0	0	--	0
09/25 New York Jets	<i>INACTIVE</i>					3	44	14.7	20	0	0	0	0	--	0
10/02 at Pittsburgh	0	0	0	--	0	6	70	11.7	17	0	2	14	7.0	11	0
10/16 at Oakland	2	14	7.0	16	0	3	26	8.7	13	0	<i>INACTIVE</i>				
10/23 New Orleans	0	0	0	--	0	2	29	14.5	18	0	<i>Packers</i>				
10/30 at Indianapolis	<i>INACTIVE</i>					3	59	19.7	33	0	<i>Packers</i>				
11/06 Jacksonville															
11/13 at Carolina															
11/20 Tampa Bay															
11/27 at Denver															
12/04 at Atlanta															
12/08 Oakland															
12/18 Tennessee															
12/25 Denver															
01/01 at San Diego															
<b>TOTALS</b>	<b>2</b>	<b>14</b>	<b>7.0</b>	<b>16</b>	<b>0</b>	<b>23</b>	<b>286</b>	<b>12.4</b>	<b>33</b>	<b>0</b>	<b>2</b>	<b>14</b>	<b>7.0</b>	<b>11</b>	<b>0</b>

RECEIVING:	Demetrius Harris					Tyreek Hill					Travis Kelce				
DATE OPP.	NO.	YDS	AVG	LG	TD	NO.	YDS	AVG	LG	TD	NO.	YDS	AVG	LG	TD
09/11 San Diego	2	20	10.0	13	0	1	9	9.0	9t	1	6	74	12.3	20	0
09/18 at Houston	0	0	0	--	0	2	8	4.0	5	0	5	34	6.8	11	0
09/25 New York Jets	2	14	7.0	8	0	3	26	8.7	13	0	6	89	14.8	42	1
10/02 at Pittsburgh	1	12	12.0	12	0	5	24	4.8	9t	1	5	23	4.6	9	1
10/16 at Oakland	1	11	11.0	11	0	2	20	10.0	12	0	3	32	10.7	21	0
10/23 New Orleans	1	10	10.0	10	0	1	38	38.0	38t	1	2	24	12.0	14	0
10/30 at Indianapolis	3	13	4.3	12	0	5	98	19.6	49	1	7	101	14.4	21	1
11/06 Jacksonville															
11/13 at Carolina															
11/20 Tampa Bay															
11/27 at Denver															
12/04 at Atlanta															
12/08 Oakland															
12/18 Tennessee															
12/25 Denver															
01/01 at San Diego															
<b>TOTALS</b>	<b>10</b>	<b>80</b>	<b>8.0</b>	<b>13</b>	<b>0</b>	<b>19</b>	<b>223</b>	<b>11.7</b>	<b>49</b>	<b>4</b>	<b>34</b>	<b>377</b>	<b>11.1</b>	<b>42</b>	<b>3</b>

RECEIVING:	Jeremy Maclin					Anthony Sherman					De'Anthony Thomas				
DATE OPP.	NO.	YDS	AVG	LG	TD	NO.	YDS	AVG	LG	TD	NO.	YDS	AVG	LG	TD
09/11 San Diego	5	63	12.6	22	1	0	0	0	--	0	<i>INACTIVE</i>				
09/18 at Houston	6	68	11.3	17	0	0	0	0	--	0	<i>INACTIVE</i>				
09/25 New York Jets	4	35	8.8	17	0	1	3	3.0	3	0	<i>INACTIVE</i>				
10/02 at Pittsburgh	5	78	15.6	20	0	0	0	0	--	0	<i>INACTIVE</i>				
10/16 at Oakland	3	49	16.3	38	0	0	0	0	--	0	2	14	7.0	8	0
10/23 New Orleans	4	40	10.0	13	0	1	0	0.0	--	0	2	12	6.0	15	0
10/30 at Indianapolis	3	43	14.3	28	1	0	0	0	--	0	0	0	0	--	0
11/06 Jacksonville															
11/13 at Carolina															
11/20 Tampa Bay															
11/27 at Denver															
12/04 at Atlanta															
12/08 Oakland															
12/18 Tennessee															
12/25 Denver															
01/01 at San Diego															
<b>TOTALS</b>	<b>30</b>	<b>376</b>	<b>12.5</b>	<b>38</b>	<b>2</b>	<b>2</b>	<b>3</b>	<b>1.5</b>	<b>3</b>	<b>0</b>	<b>4</b>	<b>26</b>	<b>6.5</b>	<b>15</b>	<b>0</b>

<b>RECEIVING:</b> <b>DATE OPP.</b>	<b>Ross Travis</b>					<b>Spencer Ware</b>					<b>Charcandrick West</b>				
	<b>NO.</b>	<b>YDS</b>	<b>AVG</b>	<b>LG</b>	<b>TD</b>	<b>NO.</b>	<b>YDS</b>	<b>AVG</b>	<b>LG</b>	<b>TD</b>	<b>NO.</b>	<b>YDS</b>	<b>AVG</b>	<b>LG</b>	<b>TD</b>
09/11 San Diego	0	0	0	--	0	7	129	18.4	45	0	6	24	4.0	7	0
09/18 at Houston	0	0	0	--	0	2	48	24.0	34	0	1	2	2.0	2	0
09/25 New York Jets	2	10	5.0	6	0	1	8	8.0	8	0	3	8	2.7	6	0
10/02 at Pittsburgh	0	0	0	--	0	1	14	14.0	14	0	<i>INACTIVE</i>				
10/16 at Oakland	<i>INACTIVE</i>					2	32	16.0	30	0	0	0	0	--	0
10/23 New Orleans	<i>INACTIVE</i>					2	54	27.0	46t	1	1	3	3.0	3	0
10/30 at Indianapolis	<i>INACTIVE</i>					2	28	14.0	23	0	2	8	4.0	6	0
11/06 Jacksonville															
11/13 at Carolina															
11/20 Tampa Bay															
11/27 at Denver															
12/04 at Atlanta															
12/08 Oakland															
12/18 Tennessee															
12/25 Denver															
01/01 at San Diego															
<b>TOTALS</b>	<b>2</b>	<b>10</b>	<b>5.0</b>	<b>6</b>	<b>0</b>	<b>17</b>	<b>313</b>	<b>18.4</b>	<b>46t</b>	<b>1</b>	<b>13</b>	<b>45</b>	<b>3.5</b>	<b>7</b>	<b>0</b>

<b>RECEIVING:</b> <b>DATE OPP.</b>	<b>Albert Wilson</b>				
	<b>NO.</b>	<b>YDS</b>	<b>AVG</b>	<b>LG</b>	<b>TD</b>
09/11 San Diego	3	1	0.3	3	0
09/18 at Houston	2	11	5.5	7	0
09/25 New York Jets	0	0	0	--	0
10/02 at Pittsburgh	5	52	10.4	17	0
10/16 at Oakland	1	26	26.0	26	0
10/23 New Orleans	1	4	4.0	4	0
10/30 at Indianapolis	0	0	0	--	0
11/06 Jacksonville					
11/13 at Carolina					
11/20 Tampa Bay					
11/27 at Denver					
12/04 at Atlanta					
12/08 Oakland					
12/18 Tennessee					
12/25 Denver					
01/01 at San Diego					
<b>TOTALS</b>	<b>12</b>	<b>94</b>	<b>7.8</b>	<b>26</b>	<b>0</b>

## INDIVIDUAL GXG STATS: PUNTING

<b>2016 REGULAR SEASON INDIVIDUAL GAME-BY-GAME STATS</b>									
<b>PUNTING:</b>		<b>Dustin Colquitt</b>							
<b>DATE</b>	<b>OPP.</b>	<b>NO.</b>	<b>YDS</b>	<b>AVG</b>	<b>TB</b>	<b>IN 20</b>	<b>LG</b>	<b>NET</b>	<b>BLK</b>
09/11	San Diego	5	197	39.4	1	1	50	33.8	0
09/18	at Houston	6	285	47.5	0	3	57	45.5	0
09/25	New York Jets	4	172	43.0	0	2	48	40.0	0
10/02	at Pittsburgh	6	257	42.8	1	3	58	38.8	0
10/16	at Oakland	3	122	40.7	0	2	46	36.3	0
10/23	New Orleans	4	191	47.8	2	1	60	35.3	0
10/30	at Indianapolis	5	245	49.0	0	3	54	48.0	0
11/06	Jacksonville								
11/13	at Carolina								
11/20	Tampa Bay								
11/27	at Denver								
12/04	at Atlanta								
12/08	Oakland								
12/18	Tennessee								
12/25	Denver								
01/01	at San Diego								
<b>TOTALS</b>		<b>33</b>	<b>1,469</b>	<b>44.5</b>	<b>4</b>	<b>15</b>	<b>60</b>	<b>40.2</b>	<b>0</b>

## INDIVIDUAL GXG STATS: FIELD GOALS

<b>2016 REGULAR SEASON INDIVIDUAL GAME-BY-GAME STATS</b>											
<b>FIELD GOALS:</b>		<b>Cairo Santos</b>									
<b>DATE</b>	<b>OPP.</b>	<b>0-19</b>	<b>20-29</b>	<b>30-39</b>	<b>40-49</b>	<b>50+</b>	<b>TOTAL</b>	<b>FGM</b>	<b>FGA</b>	<b>PCT</b>	<b>LG</b>
09/11	San Diego	0-0	0-0	1-1	1-1	0-0	2-2	2	2	100.0	47
09/18	at Houston	0-0	0-0	2-2	1-1	1-1	4-4	4	4	100.0	54
09/25	New York Jets	0-0	1-1	0-0	0-0	0-0	1-1	1	1	100.0	27
10/02	at Pittsburgh	0-0	0-0	0-0	0-1	0-0	0-1	0	1	0.0	0
10/16	at Oakland	0-0	1-1	0-1	1-1	0-0	2-3	2	3	66.7	44
10/23	New Orleans	0-0	0-0	1-1	1-1	0-0	2-2	2	2	100.0	41
10/30	at Indianapolis	0-0	1-2	1-1	1-1	0-0	3-4	3	4	75.0	44
11/06	Jacksonville										
11/13	at Carolina										
11/20	Tampa Bay										
11/27	at Denver										
12/04	at Atlanta										
12/08	Oakland										
12/18	Tennessee										
12/25	Denver										
01/01	at San Diego										
<b>TOTALS</b>		<b>0-0</b>	<b>3-4</b>	<b>5-6</b>	<b>5-6</b>	<b>1-1</b>	<b>14-17</b>	<b>14</b>	<b>17</b>	<b>82.4</b>	<b>54</b>



## INDIVIDUAL GXG STATS: DEFENSIVE

2016 REGULAR SEASON INDIVIDUAL DEFENSIVE GAME-BY-GAME STATS													
DATE OPP.	D.J. Alexander				Allen Bailey				Eric Berry				
	S ATK	TFL SK	INT FR FF	PR PD	S ATK	TFL SK	INT FR FF	PR PD	S ATK	TFL SK	INT FR FF	PR PD	
09/11 San Diego	0 0 0	0 0.0	0 0 0	0 0	2 0 2	1 0.0	0 0 0	0 0	6 0 6	0 0.0	0 0 0	0 0	
09/18 at Houston	0 0 0	0 0.0	0 0 0	0 0	0 1 1	0 0.0	0 0 0	0 0	2 3 5	0 0.0	0 0 0	0 0	
09/25 New York Jets	0 0 0	0 0.0	0 0 0	0 0	1 0 1	0 0.0	0 0 0	0 0	3 0 3	0 0.0	1 0 0	0 3	
10/02 at Pittsburgh	0 0 0	0 0.0	0 0 0	0 0	1 1 2	0 0.0	0 0 0	0 0	3 0 3	0 0.0	0 0 0	0 0	
10/16 at Oakland	0 0 0	0 0.0	0 0 0	0 0	1 0 1	0 0.0	0 0 0	0 0	1 1 2	0 0.0	0 0 0	0 0	
10/23 New Orleans	0 0 0	0 0.0	0 0 0	0 0	INJURED RESERVE				6 2 8	0 0.0	0 0 0	0 1	
10/30 at Indianapolis	0 0 0	0 0.0	0 0 0	0 0	INJURED RESERVE				3 0 3	0 0.0	0 0 0	0 0	
11/06 Jacksonville													
11/13 at Carolina													
11/20 Tampa Bay													
11/27 at Denver													
12/04 at Atlanta													
12/08 Oakland													
12/18 Tennessee													
12/25 Denver													
01/01 at San Diego													
<b>TOTALS</b>	<b>0 0 0</b>	<b>0 0.0</b>	<b>0 0 0</b>	<b>0 0</b>	<b>5 2 7</b>	<b>1 0.0</b>	<b>0 0 0</b>	<b>0 0</b>	<b>24 6 30</b>	<b>0 0.0</b>	<b>1 0 0</b>	<b>0 4</b>	
DATE OPP.	Dee Ford				Phillip Gaines				Tamba Hali				
	S ATK	TFL SK	INT FR FF	PR PD	S ATK	TFL SK	INT FR FF	PR PD	S ATK	TFL SK	INT FR FF	PR PD	
09/11 San Diego	4 0 4	1 1.0	0 0 0	1 0	4 0 4	0 0.0	0 0 0	0 0	1 0 1	0 0.0	0 0 0	0 0	
09/18 at Houston	2 1 3	0 0.0	0 0 0	1 1	5 0 5	0 0.0	0 0 0	0 1	2 1 3	1 1.0	0 0 0	1 0	
09/25 New York Jets	1 0 1	0 0.0	0 0 0	0 0	7 0 7	0 0.0	0 0 1	0 0	4 0 4	0 0.0	0 0 0	1 0	
10/02 at Pittsburgh	2 4 6	0 0.5	0 0 0	1 0	INACTIVE				2 1 3	0 0.0	0 0 0	0 0	
10/16 at Oakland	4 1 5	2 2.0	0 0 1	2 0	2 0 2	0 0.0	0 0 0	0 0	1 0 1	0 0.0	0 1 0	0 0	
10/23 New Orleans	0 1 1	0 0.0	0 0 0	0 0	INACTIVE				1 2 3	0 0.0	0 0 0	1 0	
10/30 at Indianapolis	3 2 5	3 3.5	0 0 0	4 0	4 0 4	0 0.0	1 0 0	0 2	2 1 3	0 0.5	0 0 0	1 0	
11/06 Jacksonville													
11/13 at Carolina													
11/20 Tampa Bay													
11/27 at Denver													
12/04 at Atlanta													
12/08 Oakland													
12/18 Tennessee													
12/25 Denver													
01/01 at San Diego													
<b>TOTALS</b>	<b>16 9 25</b>	<b>6 7.0</b>	<b>0 0 1</b>	<b>9 1</b>	<b>22 0 22</b>	<b>0 0.0</b>	<b>1 0 1</b>	<b>0 3</b>	<b>13 5 18</b>	<b>1 1.5</b>	<b>0 1 0</b>	<b>4 0</b>	
DATE OPP.	Jaye Howard				Derrick Johnson				Chris Jones				
	S ATK	TFL SK	INT FR FF	PR PD	S A TK	TFL SK	INT FR FF	PR PD	S ATK	TFL SK	INT FR FF	PR PD	
09/11 San Diego	0 0 0	0 0.0	0 0 0	0 0	5 0 5	0 0.0	0 0 0	0 0	0 0 0	0 0.0	0 0 0	0 0	
09/18 at Houston	4 1 5	0 0.0	0 0 0	0 0	8 3 11	1 1.0	0 0 0	1 0	0 2 2	0 0.0	0 0 0	0 0	
09/25 New York Jets	3 0 3	0 0.0	0 0 0	2 0	8 2 10	1 0.0	1 0 0	0 2	0 1 1	0 0.0	0 0 0	0 0	
10/02 at Pittsburgh	3 3 6	1 1.0	0 0 0	1 0	4 1 5	0 0.0	0 0 0	0 0	0 2 2	0 0.0	0 0 0	0 0	
10/16 at Oakland	1 0 1	0 0.0	0 0 0	0 0	7 2 9	2 0.0	0 0 0	0 0	1 1 2	1 0.0	0 0 0	0 0	
10/23 New Orleans	3 0 3	0 0.0	0 0 0	1 0	3 1 4	0 0.0	0 0 0	1 0	0 2 2	0 0.0	0 0 0	0 0	
10/30 at Indianapolis	2 0 2	1 0.0	0 0 0	1 0	8 2 10	0 0.0	0 0 0	0 0	1 0 1	1 1.0	0 0 0	2 0	
11/06 Jacksonville													
11/13 at Carolina													
11/20 Tampa Bay													
11/27 at Denver													
12/04 at Atlanta													
12/08 Oakland													
12/18 Tennessee													
12/25 Denver													
01/01 at San Diego													
<b>TOTALS</b>	<b>16 4 20</b>	<b>2 1.0</b>	<b>0 0 0</b>	<b>5 0</b>	<b>43 11 54</b>	<b>4 1.0</b>	<b>1 0 0</b>	<b>2 2</b>	<b>2 8 10</b>	<b>2 1.0</b>	<b>0 0 0</b>	<b>2 0</b>	

DATE OPP.	Justin March-Lillard				Dezman Moses				Eric Murray											
	S	ATK	TFL	SK	INT	FR	FF	PR	PD	S	ATK	TFL	SK	INT	FR	FF	PR	PD		
09/11 San Diego	8	1	9	0	0	0	0	0	0	0	0	0	0	0	0	0	0	0	0	
09/18 at Houston	4	4	8	1	0	0	0	0	0	0	0	0	0	0	0	0	0	0	0	
09/25 New York Jets	0	0	0	0	0	0	0	0	0	1	0	1	0	0	0	0	0	0	0	
10/02 at Pittsburgh	3	2	5	0	0	0	0	0	0	0	0	0	0	0	0	0	0	0	0	
10/16 at Oakland	0	0	0	0	0	0	0	0	0	1	NOT ON ROSTER				0	0	0	0	0	0
10/23 New Orleans	INJURED RESERVE				NOT ON ROSTER				NOT ON ROSTER				0	0	0	0	0	0		
10/30 at Indianapolis	INJURED RESERVE				NOT ON ROSTER				NOT ON ROSTER				0	0	0	0	0	0		
11/06 Jacksonville																				
11/13 at Carolina																				
11/20 Tampa Bay																				
11/27 at Denver																				
12/04 at Atlanta																				
12/08 Oakland																				
12/18 Tennessee																				
12/25 Denver																				
01/01 at San Diego																				
<b>TOTALS</b>	<b>15</b>	<b>7</b>	<b>22</b>	<b>1</b>	<b>0</b>	<b>0</b>	<b>0</b>	<b>0</b>	<b>0</b>	<b>2</b>	<b>0</b>	<b>1</b>	<b>1</b>	<b>0</b>	<b>0</b>	<b>0</b>	<b>0</b>	<b>0</b>	<b>0</b>	

DATE OPP.	Steven Nelson				Dadi Nicolas				Rakeem Nunez-Roches										
	S	ATK	TFL	SK	INT	FR	FF	PR	PD	S	ATK	TFL	SK	INT	FR	FF	PR	PD	
09/11 San Diego	8	0	8	1	0	0	0	0	0	0	0	0	0	INACTIVE					
09/18 at Houston	1	0	1	0	0	0	0	0	0	0	DID NOT PLAY				PRACTICE SQUAD				
09/25 New York Jets	3	0	3	0	0	0	0	0	0	3	PRACTICE SQUAD				PRACTICE SQUAD				
10/02 at Pittsburgh	2	0	2	0	0	0	0	0	0	0	PRACTICE SQUAD				PRACTICE SQUAD				
10/16 at Oakland	1	2	3	0	0	0	0	0	0	0	NOT ON ROSTER				NOT ON ROSTER				
10/23 New Orleans	8	1	9	0	0	0	0	0	0	0	0	0	0	0	0	0	0	0	0
10/30 at Indianapolis	2	0	2	0	0	0	0	0	2	0	0	0	0	0	1	0	0	0	0
11/06 Jacksonville																			
11/13 at Carolina																			
11/20 Tampa Bay																			
11/27 at Denver																			
12/04 at Atlanta																			
12/08 Oakland																			
12/18 Tennessee																			
12/25 Denver																			
01/01 at San Diego																			
<b>TOTALS</b>	<b>25</b>	<b>3</b>	<b>28</b>	<b>1</b>	<b>0</b>	<b>0</b>	<b>0</b>	<b>0</b>	<b>0</b>	<b>5</b>	<b>0</b>	<b>0</b>	<b>0</b>	<b>0</b>	<b>0</b>	<b>0</b>	<b>0</b>	<b>0</b>	<b>1</b>

DATE OPP.	Ron Parker				Marcus Peters				Dontari Poe										
	S	ATK	TFL	SK	INT	FR	FF	PR	PD	S	ATK	TFL	SK	INT	FR	FF	PR	PD	
09/11 San Diego	3	1	4	0	0	0	0	0	0	1	3	0	3	0	0	0	0	1	0
09/18 at Houston	3	2	5	1	0	0	0	0	1	2	5	7	0	0	0	0	0	0	4
09/25 New York Jets	3	0	3	0	0	0	0	0	2	1	0	1	0	0	0	0	0	0	2
10/02 at Pittsburgh	1	1	2	0	0	0	0	0	0	3	1	4	0	0	0	0	0	0	1
10/16 at Oakland	4	1	5	0	0	0	0	0	1	1	1	2	0	0	0	0	0	0	1
10/23 New Orleans	7	0	7	0	0	0	2	0	1	3	0	3	0	0	0	1	0	0	0
10/30 at Indianapolis	2	1	3	0	0	0	0	0	0	1	0	1	0	0	0	0	0	0	2
11/06 Jacksonville																			
11/13 at Carolina																			
11/20 Tampa Bay																			
11/27 at Denver																			
12/04 at Atlanta																			
12/08 Oakland																			
12/18 Tennessee																			
12/25 Denver																			
01/01 at San Diego																			
<b>TOTALS</b>	<b>23</b>	<b>6</b>	<b>29</b>	<b>1</b>	<b>0</b>	<b>0</b>	<b>2</b>	<b>0</b>	<b>6</b>	<b>14</b>	<b>7</b>	<b>21</b>	<b>0</b>	<b>5</b>	<b>1</b>	<b>0</b>	<b>0</b>	<b>0</b>	<b>11</b>

DATE OPP.	Cairo Santos				Daniel Sorensen				D.J. White			
	S ATK	TFL SK	INT FR FF	PR PD	S ATK	TFL SK	INT FR FF	PR PD	S ATK	TFL SK	INT FR FF	PR PD
09/11 San Diego	0 0 0	0 0.0	0 0 0	0 0	0 0 0	0 0.0	0 0 0	1 0	1 0 1	0 0.0	0 0 0	0 0
09/18 at Houston	0 0 0	0 0.0	0 0 0	0 0	2 0 2	0 0.0	0 0 0	0 0	0 0 0	0 0.0	0 0 0	0 0
09/25 New York Jets	0 0 0	0 0.0	0 0 0	0 0	2 0 2	0 0.0	1 0 0	0 2	0 0 0	0 0.0	1 0 0	0 1
10/02 at Pittsburgh	0 0 0	0 0.0	0 0 0	0 0	4 1 5	1 0.0	0 0 0	0 0	1 0 1	0 0.0	0 0 0	0 0
10/16 at Oakland	0 0 0	0 0.0	0 0 0	0 0	5 0 5	0 0.0	0 0 0	0 0	3 1 4	0 0.0	0 0 0	0 1
10/23 New Orleans	0 0 0	0 0.0	0 0 0	0 0	6 0 6	1 1.0	1 0 0	1 1	5 0 5	0 0.0	0 0 0	0 1
10/30 at Indianapolis	0 0 0	0 0.0	0 0 0	0 0	7 0 7	1 0.0	0 0 1	0 0	<i>INACTIVE</i>			
11/06 Jacksonville												
11/13 at Carolina												
11/20 Tampa Bay												
11/27 at Denver												
12/04 at Atlanta												
12/08 Oakland												
12/18 Tennessee												
12/25 Denver												
01/01 at San Diego												
<b>TOTALS</b>	<b>0 0 0</b>	<b>0 0.0</b>	<b>0 0 0</b>	<b>0 0</b>	<b>26 1 27</b>	<b>3 1.0</b>	<b>2 0 1</b>	<b>2 3</b>	<b>10 1 11</b>	<b>0 0.0</b>	<b>1 0 0</b>	<b>0 3</b>

DATE OPP.	Nicholas Williams				Ramik Wilson				Frank Zombo			
	S ATK	TFL SK	INT FR FF	PR PD	S ATK	TFL SK	INT FR FF	PR PD	S ATK	TFL SK	INT FR FF	PR PD
09/11 San Diego	1 1 2	0 0.0	0 0 0	0 0	<i>PRACTICE SQUAD</i>				5 1 6	0 0.0	0 0 0	0 1
09/18 at Houston	1 0 1	0 0.0	0 0 0	0 0	<i>PRACTICE SQUAD</i>				4 1 5	0 0.0	0 0 0	0 0
09/25 New York Jets	0 0 0	0 0.0	0 0 0	0 0	<i>PRACTICE SQUAD</i>				3 2 5	0 0.0	0 0 1	0 0
10/02 at Pittsburgh	2 0 2	0 0.0	0 0 0	0 0	<i>PRACTICE SQUAD</i>				3 1 4	1 0.0	0 0 0	0 0
10/16 at Oakland	0 0 0	0 0.0	0 0 0	0 0	<i>PRACTICE SQUAD</i>				2 0 2	0 0.0	0 0 0	0 0
10/23 New Orleans	<i>Dolphins</i>				5 3 8	0 0.0	0 0 0	0 0	2 2 4	1 0.0	0 0 0	0 0
10/30 at Indianapolis	<i>Dolphins</i>				2 1 3	0 0.0	0 1 0	0 0	1 0 1	1 1.0	0 0 0	2 0
11/06 Jacksonville												
11/13 at Carolina												
11/20 Tampa Bay												
11/27 at Denver												
12/04 at Atlanta												
12/08 Oakland												
12/18 Tennessee												
12/25 Denver												
01/01 at San Diego												
<b>TOTALS</b>	<b>4 1 5</b>	<b>0 0.0</b>	<b>0 0 0</b>	<b>0 0</b>	<b>7 4 11</b>	<b>0 0.0</b>	<b>0 1 0</b>	<b>0 0</b>	<b>20 7 27</b>	<b>3 1.0</b>	<b>0 0 1</b>	<b>2 1</b>







## INDIVIDUAL GXG STATS: PUNT RETURNS

2016 REGULAR SEASON INDIVIDUAL GAME-BY-GAME STATS													
PUNT RETURNS: DATE OPP.		D.J. Alexander						Tyreek Hill					
		NO.	YDS	AVG	LG	FC	TD	NO.	YDS	AVG	LG	FC	TD
09/11	San Diego	1	0	0.0	--	0	0	3	35	11.7	14	0	0
09/18	at Houston	0	0	0	--	0	0	4	63	15.8	32	0	0
09/25	New York Jets	0	0	0	--	0	0	2	29	14.5	19	0	0
10/02	at Pittsburgh	0	0	0	--	0	0	2	20	10.0	14	0	0
10/16	at Oakland	0	0	0	--	0	0	1	50	50.0	50	1	0
10/23	New Orleans	0	0	0	--	0	0	1	0	0.0	--	1	0
10/30	at Indianapolis	0	0	0	--	0	0	3	57	19.0	28	2	0
11/06	Jacksonville												
11/13	at Carolina												
11/20	Tampa Bay												
11/27	at Denver												
12/04	at Atlanta												
12/08	Oakland												
12/18	Tennessee												
12/25	Denver												
01/01	at San Diego												
<b>TOTALS</b>		<b>1</b>	<b>0</b>	<b>0.0</b>	<b>0</b>	<b>0</b>	<b>0</b>	<b>16</b>	<b>254</b>	<b>15.9</b>	<b>50</b>	<b>4</b>	<b>0</b>

## INDIVIDUAL GXG STATS: KICKOFF RETURNS

2016 REGULAR SEASON INDIVIDUAL GAME-BY-GAME STATS																			
KICKOFF RETURNS: DATE OPP.		Knile Davis						Demetrius Harris						Tyreek Hill					
		NO.	YDS	AVG	LG	FC	TD	NO.	YDS	AVG	LG	FC	TD	NO.	YDS	AVG	LG	FC	TD
09/11	San Diego	0	0	0	--	0	0	0	0	0	--	0	0	0	0	0	0	0	0
09/18	at Houston	3	75	25.0	29	0	0	0	0	0	--	0	0	3	83	27.7	30	0	0
09/25	New York Jets	0	0	0	--	0	0	0	0	0	--	0	0	2	21	10.5	16	0	0
10/02	at Pittsburgh	3	51	17.0	30	0	0	0	0	0	--	0	0	2	54	27.0	33	0	0
10/16	at Oakland			<i>INACTIVE</i>				0	0	0	--	0	0	1	30	30.0	30	0	0
10/23	New Orleans			<i>Packers</i>				1	19	19.0	19	0	0	0	0	0	--	0	0
10/30	at Indianapolis			<i>Packers</i>				0	0	0	--	0	0	1	21	21.0	21	0	0
11/06	Jacksonville																		
11/13	at Carolina																		
11/20	Tampa Bay																		
11/27	at Denver																		
12/04	at Atlanta																		
12/08	Oakland																		
12/18	Tennessee																		
12/25	Denver																		
01/01	at San Diego																		
<b>TOTALS</b>		<b>6</b>	<b>126</b>	<b>21.0</b>	<b>30</b>	<b>0</b>	<b>0</b>	<b>1</b>	<b>19</b>	<b>19.0</b>	<b>19</b>	<b>0</b>	<b>0</b>	<b>9</b>	<b>209</b>	<b>23.2</b>	<b>33</b>	<b>0</b>	<b>0</b>

**2016 CHIEFS PLAYER PARTICIPATION**

	9/11	9/18	9/25	10/2	10/16	10/23	10/30	11/6	11/13	11/20	11/27	12/4	12/8	12/18	12/25	1/1	REG. SEASON	PLAYOFF
	SD	@ HOU	NYJ	@ PIT	@ OAK	NO	@ IND	JAX	@ NC	TB	@ DEN	@ ATL	OAK	TEN	DEN	@ SD	GP/GS	
Acker, Kenneth	*	*	*	P	*	P	P										3/0	0/0
Alexander, D.J.	P	P	P	P	P	P	P										7/0	0/0
Bailey, Allen	RDE	RDE	RDE	RDE	RDE	IR	IR										5/5	0/0
Barnes, Deion	--	--	--	--	--	PS	--										0/0	0/0
Barnes, T.J.	--	--	--	--	--	PS	PS										0/0	0/0
Barrington, Sam	P	*	*	*	P	X	*										2/0	0/0
Berry, Eric	SS	SS	SS	SS	SS	SS	SS										7/7	0/0
Bray, Tyler	*	*	*	*	*	*	*										0/0	0/0
Brooks, Zac	--	--	--	--	--	--	PS										0/0	0/0
Charles, Jamaal	*	*	*	P	P	P	*										3/0	0/0
Colquitt, Dustin	P	P	P	P	P	P	P										7/0	0/0
Conley, Chris	WR	P	P	WR	WR	WR	WR										7/5	0/0
Cook, Kenny	'I	'I	'I	'I	'I	'I	'I										0/0	0/0
Davis, Knile	P	P	P	P	P	*	--										4/0	0/0
Devey, Jordan	PS	P	RG	*	*	*	*										2/1	0/0
Duvernay-Tardif, Lauren	RG	*	X	RG	RG	RG	RG										5/5	0/0
Ehinger, Parker	LG	*	*	P	LG	LG	LG										5/4	0/0
Fisher, Eric	LT	LT	LT	LT	LT	LT	LT										7/7	0/0
Foles, Nick	X	X	X	X	X	X	P										1/0	0/0
Ford, Dee	LOLB	LOLB	LOLB	LOLB	LOLB	LOLB	LOLB										7/7	0/0
Fulton, Zach	P	LG	LG	LG	P	P	P										7/3	0/0
Gaines, Phillip	RCB	RCB	RCB	*	P	*	P										5/3	0/0
Hali, Tamba	P	P	P	P	P	P	P										7/0	0/0
Hammond Jr., Frankie	PS	PS	PS	PS	PS	PS	PS										0/0	0/0
Harris, Demetrius	P	TE	TE	TE	TE	P	P										7/4	0/0
Harris, Vernon	'I	'I	'I	'I	'I	'I	'I										0/0	0/0
Hill, Tyreek	P	P	P	P	P	P	P										7/0	0/0
Houston, Justin	PUP	PUP	PUP	PIUP	PUP	PUP	PUP										0/0	0/0
Howard, Jaye	LDE	P	P	LDE	LDE	LDE	LDE										7/5	0/0
Johnson, Derrick	LILB	LILB	LILB	LILB	LILB	LILB	LILB										7/7	0/0
Jones, Chris	P	P	P	P	P	RDE	RDE										7/2	0/0
Jones, Seantavius	PS	PS	PS	PS	PS	PS	PS										0/0	0/0
Kelce, Travis	TE	TE	TE	TE	TE	TE	TE										7/7	0/0
King, David	PS	PS	PS	PS	PS	PS	PS										0/0	0/0
Maclin, Jeremy	WR	WR	WR	WR	WR	WR	WR										7/7	0/0
March-Lillard, Justin	RILB	RILB	RILB	RILB	RILB	IR	IR										5/5	0/0
Mauga, Josh	IR	IR	IR	IR	IR	IR	IR										0/0	0/0
Millard, Trey	'I	'I	'I	'I	'I	'I	'I										0/0	0/0
Mitchell, Terrance	PS	PS	PS	PS	PS	PS	*										1/0	0/0
Moore, Sio	--	--	--	--	*	*	P										1/0	0/0
Morse, Mitch	C	C	C	C	C	C	C										7/7	0/0
Moses, Dezman	--	P	P	P	P	--	--										3/0	0/0
Munyer, Daniel	--	--	--	--	--	--	--										0/0	0/0
Murray, Eric	P	P	P	P	P	P	P										7/0	0/0
Nelson, Steven	P	CB	CB	RCB	RCB	RCB	RCB										7/6	0/0
Nicolas, Dadi	P	X	P	P	P	P	P										6/0	0/0
Nunez-Roches, Rakeem	*	--	PS	PS	PS	P	P										2/0	0/0
Okine, Earl	PS	PS	PS	PS	PS	PS	--										0/0	0/0
O'Shaughnessy, James	P	P	P	P	P	P	P										7/0	0/0
Parker, Ron	FS	FS	FS	FS	FS	FS	FS										7/7	0/0
Patmon, Tyler	--	--	--	--	--	PS	PS										0/0	0/0
Peters, Marcus	LCB	LCB	LCB	LCB	LCB	LCB	LCB										7/7	0/0
Poe, Dontari	NT	NT	NT	NT	NT	NT	NT										7/7	0/0
Pughsley, Jarrod	PS	PS	PS	PS	PS	PS	PS										0/0	0/0
Reaves, Darrin	PS	PS	PS	PS	PS	PS	PS										0/0	0/0
Reid, Jah	X	RG	*	*	X	X	P										2/1	0/0
Reyes, Kendall	--	--	--	--	--	X	P										1/0	0/0
Richardson, Bobby	--	--	--	--	--	--	PS										0/0	0/0
Robinson, Demarcus	P	P	P	P	P	P	P										7/0	0/0
Russell, KeiVarae	*	--	--	--	--	--	--										0/0	0/0
Santos, Cairo	P	P	P	P	P	P	P										7/0	0/0
Schwartz, Mitchell	RT	RT	RT	RT	RT	RT	RT										7/7	0/0
Sherman, Anthony	P	P	P	P	P	FB	P										7/1	0/0
Smith, Alex	QB	QB	QB	QB	QB	QB	QB										7/7	0/0
Smith, Terrance	PS	PS	PS	PS	PS	PS	PS										0/0	0/0
Sorensen, Daniel	P	P	P	P	P	P	P										7/0	0/0
Thomas, De'Anthony	*	*	*	*	P	P	P										3/0	0/0
Travis, Ross	P	TE	TE	P	*	*	*										4/2	0/0
Ware, Spencer	RB	RB	RB	RB	RB	RB	RB										7/7	0/0
West, Charcandrick	P	P	P	*	P	P	P										6/0	0/0
White, D.J.	P	P	P	P	P	P	*										6/0	0/0
Williams, Nick	P	P	P	P	P	--	--										5/0	0/0
Wilson, Albert	WR	P	P	P	P	P	WR										7/2	0/0
Wilson, Ramik	PS	PS	PS	PS	PS	RILB	RILB										2/2	0/0
Winchester, James	P	P	P	P	P	P	P										7/0	0/0
Witzmann, Bryan	*	P	P	X	*	*	*										2/0	0/0
Zombo, Frank	ROLB	ROLB	ROLB	ROLB	ROLB	ROLB	ROLB										7/7	0/0

Key: Starters indicated by position      UNS - Unsigned      S      SUS - Team Suspension  
P - Played      IR - Reserve/Injured      P      NFL - League Suspension  
I - Injured/Did Not Play      PS - Practice Squad      I      NFI - Reserve/Non-Football Injury  
\* - On Inactive List      -- Not On Roster      \*      PSI - Practice Squad Injured  
X - Did Not Play (Non-Injury)      PUP - Reserve/Physically-Unable-To-I      X      # - Roster Exemption  
'I - Injured/On Inactive List      \*





**2016 KANSAS CITY CHIEFS CAPTAINS**

<b>Date</b>	<b>Opponent</b>		
9/11	SAN DIEGO	Eric Berry Dustin Colquitt	Alex Smith
9/18	@ Houston	Knile Davis Derrick Johnson	Jeremy Maclin
9/25	NEW YORK JETS	Dontari Poe Anthony Sherman	Spencer Ware
10/2	@ Pittsburgh	Eric Fisher Tamba Hali	Demetrius Harris
10/16	@ Oakland	D.J. Alexander Marcus Peters	Mitchell Schwartz
10/23	NEW ORLEANS	Jamaal Charles Ron Parker	Daniel Sorensen
10/30	@ Indianapolis	Dee Ford Travis Kelce	Cairo Santos
11/6	JACKSONVILLE		
11/13	@ Carolina		
11/20	TAMPA BAY		
11/27	@ Denver		
12/4	@ Atlanta		
12/8	OAKLAND		
12/18	TENNESSEE		
12/25	DENVER		
1/1	@ San Diego		

# GAME-BY-GAME INACTIVES

<b>2016 Regular Season INACTIVES</b>			
<b>DATE</b>	<b>OPPONENT</b>	<b>PLAYERS</b>	
09/11	San Diego	Kenneth Acker Tyler Bray Jamaal Charles Rakeem Nunez-Roches	KeiVarae Russell De'Anthony Thomas Bryan Witzmann
09/18	at Houston	Kenneth Acker Sam Barrington Tyler Bray Jamaal Charles	Laurent Duvernay-Tardif Parker Ehinger De'Anthony Thomas
09/25	New York Jets	Kenneth Acker Sam Barrington Tyler Bray Jamaal Charles	Parker Ehinger Jah Reid De'Anthony Thomas
10/02	at Pittsburgh	Sam Barrington Tyler Bray Jordan Devey Phillip Gaines	Jah Reid De'Anthony Thomas Charcandrick West
10/16	at Oakland	Kenneth Acker Tyler Bray Knile Davis Jordan Devey	Sio Moore Ross Travis Bryan Witzmann
10/23	New Orleans	Tyler Bray Jordan Devey Phillip Gaines Terrance Mitchell	Sio Moore Ross Travis Bryan Witzmann
10/30	at Indianapolis	Sam Barrington Tyler Bray Jamaal Charles Jordan Devey	Ross Travis D.J. White Bryan Witzmann
11/06	Jacksonville	--	--
11/13	at Carolina	--	--
11/20	Tampa Bay	--	--
11/27	at Denver	--	--
12/04	at Atlanta	--	--
12/08	Oakland	--	--
12/18	Tennessee	--	--
12/25	Denver	--	--
01/01	at San Diego	--	--

**2016 TURNOVER CHART**

DEFENSIVE TAKEAWAYS					
Date	Opponent	Takeaway	Qtr.	Yd-Line	Result
9/11	SAN DIEGO	None			
9/18	@Houston	M. Peters INT (B. Osweiler)	1	KC-0	Fumble
		M. Peters INT (B. Osweiler)	3	KC-21	FG
9/25	NEW YORK JETS	M. Peters INT (R. Fitzpatrick)	1	NYJ-35	TD
		P. Gaines FF; E. Murray FR	2	KC-48	FG
		E. Berry INT (R. Fitzpatrick)	3	KC-(-8)	Downs
		M. Peters INT (R. Fitzpatrick)	4	KC-(-4)	Punt
		D. Sorensen INT (R. Fitzpatrick)	4	KC-22	Punt
		D. Johnson INT (R. Fitzpatrick)	4	KC-45	TD
		D. White INT (R. Fitzpatrick)	4	KC- (-2)	End of Game
10/2	@ Pittsburgh	None			
10/16	@ Oakland	M. Peters INT (D. Carr)	1	KC-43	TD
		T. Hali FR	4	KC-12	Punt
10/23	NEW ORLEANS	D. Sorensen INT (D. Brees)	1	NO-48	TD
		R. Parker FF; M. Peters FR	4	KC-9	Punt
10/30	@ Indianapolis	R. Wilson FR	1	IND-23	Missed FG
		P. Gaines INT (A. Luck)	2	IND-36	TD
11/6	JACKSONVILLE				
11/13	@ North Carolina				
11/20	TAMPA BAY				
11/27	@ Denver				
12/4	@ Atlanta				
12/8	OAKLAND				
12/18	TENNESSEE				
12/25	DENVER				
1/1	@ San Diego				

OFFENSIVE GIVEAWAYS					
Date	Opponent	Giveaway	Qtr.	Yd-Line	Result
9/11	SAN DIEGO	A. Smith INT (J. Verrett)	4	KC-44	Missed FG
9/18	@ Houston	A. Smith fumble (J. Watt FR)	1	KC-38	TD
		S. Ware fumble (Q. Demps FF; K. Johnson FR)	2	HOU-33	FG
		A. Smith fumble (J. Simon FF; W. Mercilus FR)	2	KC-44	Missed FG
9/25	NEW YORK JETS	S. Ware fumble (M. Gilchrist FF; Touchback)	3	KC-1	INT
10/2	@ Pittsburgh	A. Smith INT (J. Jones)	1	KC-24	TD
		S. Ware fumble (R. Cockrell FR)	1	KC-32	TD
10/16	@ Oakland	None			
10/23	NEW ORLEANS	None			
10/30	@ Indianapolis	None			
11/6	JACKSONVILLE				
11/13	@ North Carolina				
11/20	TAMPA BAY				
11/27	@ Denver				
12/4	@ Atlanta				
12/8	OAKLAND				
12/18	TENNESSEE				
12/25	DENVER				
1/1	@ San Diego				

SPECIAL TEAMS/MISC. TAKEAWAYS					
Date	Opponent	Takeaway	Qtr.	Yd-Line	Result
9/25	NEW YORK JETS	D. Harris FR	2	NYJ-27	TD

SPECIAL TEAMS/MISC. GIVEAWAYS					
Date	Opponent	Giveaway	Qtr.	Yd-Line	Result

2016 TURNOVERS		
<b>Offense:</b>	7 Giveaways 25 Points (3 TDs, 1 FG)	<b>Ratio</b> +9 (16 takes, 7 gives)
<b>Defense:</b>	16 Takeaways 41 Points (5 TDs, 2 FGs)	
<b>Special Teams:</b>	0 Giveaways 0 Points (0 TD, 0 FG)	
	1 Takeaway 7 Points (1 TD, 0 FG)	<b>Points Off Turnovers Ratio</b> +23 (48 scored, 25 allowed)

2016 TAKEAWAY/GIVEAWAY CHART							
Date	Opponent	KC +/- Ratio	KC Takes	Points Off Takes	KC Gives	Points Off Gives	Points Off TO Ratio
9/11	SAN DIEGO	-1	0(0 FUM, 0 INT)	0	1 (0 FUM, 1INT)	0	0
9/18	@ Houston	-1	2 (0 FUM, 2 INT)	3	3 (3 FUM, 0 INT)	10	-7
9/25	NEW YORK JETS	+7	8 (2 FUM, 6 INT)	24	1 (1 FUM, 0 INT)	0	+24
10/2	@ Pittsburgh	-2	0 (0 FUM, 0 INT)	0	2 (1 FUM, 1 INT)	15	-15
10/16	@ Oakland	+2	2 (1 FUM, 1 INT)	7	0 (0 FUM, 0 INT)	0	+7
10/23	NEW ORLEANS	+2	2 (1 FUM, 1 INT)	7	0 (0 FUM, 0 INT)	0	+7
10/30	Indianapolis	+2	2 (1 FUM, 1 INT)	7	0 (0 FUM, 0 INT)	0	+7
	<b>TOTALS</b>	<b>+9</b>	<b>16 (5 FUM, 11 INT)</b>	<b>48</b>	<b>7 (5 FUM, 2 INT)</b>	<b>25</b>	<b>23</b>

# INSIDE THE 20

INSIDE THE 20			
DATE	OPPONENT	OFFENSE	DEFENSE
09/11	San Diego	Touchdown - Pass Touchdown - Pass Field Goal - 33 yards Touchdown - Run Touchdown - Run	Touchdown - Run Touchdown - Run Touchdown - Pass Field Goal - 29 yards Field Goal - 28 yards
09/18	at Houston	Field Goal - 35 yards Field Goal - 30 yards	Interception Field Goal - 32 yards Field Goal - 24 yards Field Goal - 31 yards
09/25	New York Jets	Touchdown - Pass Field Goal - 27 yards Fumble	Field Goal - 28 yards Interception Interception Interception
10/02	at Pittsburgh	Downs Touchdown - Pass Touchdown - Pass	Touchdown - Pass Touchdown - Pass Touchdown - Run
10/16	at Oakland	Touchdown - Run Touchdown - Run Missed FG Touchdown - Run Field Goal - 22 yards End of Game	Touchdown - Pass
10/23	New Orleans	NONE	Touchdown - Pass Touchdown - Pass Fumble Touchdown - Pass
10/30	at Indianapolis	Field Goal - 33 yards Missed FG Touchdown - Pass Touchdown - Pass Field Goal - 22 yards	Touchdown - Pass Touchdown - Pass
11/06	Jacksonville	--	--
11/13	at Carolina	--	--
11/20	Tampa Bay	--	--
11/27	at Denver	--	--
12/04	at Atlanta	--	--
12/08	Oakland	--	--
12/18	Tennessee	--	--
12/25	Denver	--	--
01/01	at San Diego	--	--

INSIDE THE 20		
	OFFENSE	DEFENSE
<b>Possessions</b>	24	23
<b>Scores</b>	19	18
<b>Touchdowns</b>	12	12
<b>Field Goals</b>	7	6
<b>Total Points in 20</b>	103	102
<b>Fumbles</b>	1	1
<b>Interceptions</b>	0	4
<b>Missed Field Goals</b>	2	0
<b>Lost on Downs</b>	1	0
<b>End of Half/Game</b>	1	0
<b>TDs Outside</b>	3	4



# GOAL TO GO SITUATIONS

GOAL TO GO SITUATIONS			
DATE	OPPONENT	OFFENSE	DEFENSE
09/11	San Diego	TD - Run TD - Run	TD - Run TD - Pass
09/18	at Houston	NONE	Interception
09/25	New York Jets	Field Goal - 27 yards Fumble	Interception Interception
10/02	at Pittsburgh	Lost on Downs TD - Pass	TD - Pass TD - Run
10/16	at Oakland	TD - Run TD - Run TD - Run Field Goal - 22 yards End of Game	TD - Pass
10/23	New Orleans	NONE	TD - Pass TD - Pass TD - Pass
10/30	at Indianapolis	Field Goal Missed - 28 yards Field Goal - 22 yards	TD - Pass
11/06	Jacksonville	--	--
11/13	at Carolina	--	--
11/20	Tampa Bay	--	--
11/27	at Denver	--	--
12/04	at Atlanta	--	--
12/08	Oakland	--	--
12/18	Tennessee	--	--
12/25	Denver	--	--
01/01	at San Diego	--	--

	OFFENSE	DEFENSE
<b>Goal-To-Go Situations</b>	13	12
<b>Scores</b>	9	9
<b>Touchdowns</b>	6	9
<b>Field Goals</b>	3	0
<b>Total Points</b>	49	63
<b>Fumbles</b>	1	0
<b>Interceptions</b>	0	3
<b>Missed Field Goals</b>	1	0
<b>Lost on Downs</b>	1	0
<b>End of Half/Game</b>	1	0

## BIG RUN PLAYS (10+ YARDS)

<b>BIG RUN PLAYS (10+ YARDS)</b>					
<b>DATE</b>	<b>OPPONENT</b>	<b>CHIEFS PLAYER</b>	<b>YDS.</b>	<b>OPP. PLAYER</b>	<b>YDS.</b>
09/11	San Diego	Spencer Ware	11	Melvin Gordon	17
		Spencer Ware	10	Danny Woodhead	12
		Spencer Ware	14	Danny Woodhead	21
		Spencer Ware	13	Philip Rivers	10
09/18	at Houston	Spencer Ware	25	NONE	
		Charcandrick West	28		
		Charcandrick West	21		
09/25	New York Jets	Spencer Ware	17	Ryan Fitzpatrick	12
		Spencer Ware	13	Matt Forte	10
		Spencer Ware	16	Matt Forte	15
		Spencer Ware	11	Bilal Powell	13
				Bilal Powell	12
10/02	at Pittsburgh	Spencer Ware	46	Le'Veon Bell	14
				Le'Veon Bell	18
				Le'Veon Bell	12
				Le'Veon Bell	44
10/16	at Oakland	Spencer Ware	10	NONE	
		Jamaal Charles	17		
		Spencer Ware	45		
10/23	New Orleans	Spencer Ware	11	Tim Hightower	12
		Spencer Ware	12	Tim Hightower	13
		Tyreek Hill	18		
		Spencer Ware	11		
		Spencer Ware	11		
10/30	at Indianapolis	Charcandrick West	18	Frank Gore	11
				Andrew Luck	10
				Andrew Luck	13
				Andrew Luck	17
11/06	Jacksonville	--	--	--	--
11/13	at Carolina	--	--	--	--
11/20	Tampa Bay	--	--	--	--
11/27	at Denver	--	--	--	--
12/04	at Atlanta	--	--	--	--
12/08	Oakland	--	--	--	--
12/18	Tennessee	--	--	--	--
12/25	Denver	--	--	--	--
01/01	at San Diego	--	--	--	--
<b>TOTALS</b>		<b>21 - 378 (18.0), 0 TDS</b>		<b>19 - 286 (15.1), 0 TDS</b>	

## BIG PASS PLAYS (20+ YARDS)

BIG PASS PLAYS (20+ YARDS)					
DATE	OPPONENT	CHIEFS PLAYER	YDS.	OPP. PLAYER	YDS.
09/11	San Diego	Alex Smith -> Spencer Ware	28	Philip Rivers -> Tyrell Williams	33
		Alex Smith -> Travis Kelce	20	Philip Rivers -> Tyrell Williams	38
		Alex Smith -> Spencer Ware	45	Philip Rivers -> Hunter Henry	20
		Alex Smith -> Jeremy Maclin	22		
		Alex Smith -> Spencer Ware	20		
09/18	at Houston	Alex Smith -> Spencer Ware	34	Brock Osweiler -> Will Fuller	53
				<b>Brock Osweiler -&gt; DeAndre Hopkins</b>	<b>27</b>
				Brock Osweiler -> Will Fuller	20
				Brock Osweiler -> DeAndre Hopkins	35
09/25	New York Jets	Alex Smith -> Chris Conley	20	Ryan Fitzpatrick -> Robby Anderson	26
		Alex Smith -> Travis Kelce	42	Ryan Fitzpatrick -> Eric Decker	31
10/02	at Pittsburgh	Alex Smith -> Jeremy Maclin	20	Ben Roethlisberger -> Sammie Coates	47
				<b>Ben Roethlisberger -&gt; Darrius Heyward-Bey</b>	<b>31</b>
				<b>Ben Roethlisberger -&gt; Antonio Brown</b>	<b>38</b>
				Ben Roethlisberger -> David Johnson	26
				<b>Ben Roethlisberger -&gt; Markus Wheaton</b>	<b>30</b>
10/16	at Oakland	Alex Smith -> Travis Kelce	21	Derek Carr -> Amari Cooper	24
		Alex Smith -> Albert Wilson	26	Derek Carr -> Clive Walford	20
		Alex Smith -> Jeremy Maclin	38		
		Alex Smith -> Spencer Ware	30		
10/23	New Orleans	<b>Alex Smith -&gt; Spencer Ware</b>	<b>46</b>	Drew Brees -> Coby Fleener	30
		<b>Alex Smith -&gt; Tyreek Hill</b>	<b>38</b>	Drew Brees -> Michael Thomas	23
				Drew Brees -> Michael Thomas	21
				Drew Brees -> Michael Thomas	21
10/30	at Indianapolis	Nick Foles -> Tyreek Hill	49	Andrew Luck -> Jack Doyle	20
		Alex Smith -> Travis Kelce	21	Andrew Luck -> T.Y. Hilton	20
		Alex Smith -> Spencer Ware	23		
		<b>Nick Foles -&gt; Tyreek Hill</b>	<b>34</b>		
		Nick Foles -> Chris Conley	33		
		Nick Foles -> Jeremy Maclin	28		
11/06	Jacksonville	--	--	--	--
11/13	at Carolina	--	--	--	--
11/20	Tampa Bay	--	--	--	--
11/27	at Denver	--	--	--	--
12/04	at Atlanta	--	--	--	--
12/08	Oakland	--	--	--	--
12/18	Tennessee	--	--	--	--
12/25	Denver	--	--	--	--
01/01	at San Diego	--	--	--	--
<b>TOTALS</b>		<b>21 - 638 (30.4), 3 TDS</b>		<b>22 - 634 (28.8), 4 TDS</b>	

# ADVANCES CHART

2016 Regular Season CHIEFS ADVANCES					
DATE	OPPONENT	RUSHES	COMPLETIONS	ADVANCES	OUTCOME
09/11	San Diego	19	34	53	W 33-27 OT
09/18	at Houston	19	20	39	L 19-12
09/25	New York Jets	27	25	52	W 24-3
10/02	at Pittsburgh	18	30	48	L 43-14
10/16	at Oakland	40	19	59	W 26-10
10/23	New Orleans	28	17	45	W 27-21
10/30	at Indianapolis	27	25	52	W 30-14
11/06	Jacksonville	--	--	--	--
11/13	at Carolina	--	--	--	--
11/20	Tampa Bay	--	--	--	--
11/27	at Denver	--	--	--	--
12/04	at Atlanta	--	--	--	--
12/08	Oakland	--	--	--	--
12/18	Tennessee	--	--	--	--
12/25	Denver	--	--	--	--
01/01	at San Diego	--	--	--	--
<b>TOTALS</b>		<b>178</b>	<b>170</b>	<b>348</b>	

2016 Regular Season OPPONENT ADVANCES					
DATE	OPPONENT	RUSHES	COMPLETIONS	ADVANCES	OUTCOME
09/11	San Diego	32	25	57	W 33-27 OT
09/18	at Houston	34	19	53	L 19-12
09/25	New York Jets	22	20	42	W 24-3
10/02	at Pittsburgh	26	22	48	L 43-14
10/16	at Oakland	17	22	39	W 26-10
10/23	New Orleans	22	37	59	W 27-21
10/30	at Indianapolis	21	19	40	W 30-14
11/06	Jacksonville	--	--	--	--
11/13	at Carolina	--	--	--	--
11/20	Tampa Bay	--	--	--	--
11/27	at Denver	--	--	--	--
12/04	at Atlanta	--	--	--	--
12/08	Oakland	--	--	--	--
12/18	Tennessee	--	--	--	--
12/25	Denver	--	--	--	--
01/01	at San Diego	--	--	--	--
<b>TOTALS</b>		<b>174</b>	<b>164</b>	<b>338</b>	

Chiefs Record When:	
Having 45 or more advances	5 - 1
Having 50 or more advances	4 - 0
Having less than 45 advances	0 - 1
Having less than 50 advances	1 - 2
	-
Allowing 45 or more advances	2 - 2
Allowing 50 or more advances	2 - 1
Allowing less than 45 advances	3 - 0
Allowing less than 50 advances	3 - 1

NOTE: Advances equal to all rushing attempts plus completions.

# SCORING DRIVES

2016 Regular Season SCORING DRIVES								
DATE	OPPONENT	ACQUIRED	DRIVE START	PLAYS	YARDS	TIME	FIRST DOWNS	SCORING PLAY
09/11	San Diego	Kickoff	KC 25	7	46	3:09	2	C. Santos: 47-yard FG
		Kickoff	KC 25	7	75	3:15	3	T. Hill: 9-yard pass from A. Smith
		Missed FG	KC 44	7	56	2:02	4	J. Maclin: 19-yard pass from A. Smith
		Punt	KC 23	12	62	3:40	3	C. Santos: 33-yard FG
		Punt	SD 42	4	42	0:46	4	S. Ware: 5-yard run
		Kickoff	KC 30	10	70	5:07	5	A. Smith: 2-yard run
09/18	at Houston	Punt	HOU 34	4	-2	1:17	0	C. Santos: 54-yard FG
		Interception	KC 49	5	26	2:50	1	C. Santos: 43-yard FG
		Kickoff	KC 31	8	52	2:00	2	C. Santos: 35-yard FG
		Kickoff	KC 12	10	76	2:07	5	C. Santos: 30-yard FG
09/25	New York Jets	Interception	NYJ 35	4	35	2:11	3	T. Kelce: 12-yard pass from A. Smith
		Fumble	KC 47	14	44	6:59	4	C. Santos: 27-yard FG
10/02	at Pittsburgh	Punt	PIT 47	7	47	2:17	3	T. Hill: 9-yard pass from A. Smith
		Punt	KC 38	7	62	3:41	3	T. Kelce: 3-yard pass from A. Smith
10/16	at Oakland	Interception	KC 43	10	57	5:27	5	S. Ware: 2-yard run
		Missed FG	KC 42	6	58	3:18	3	J. Charles: 4-yard run
		Kickoff	KC 25	7	75	3:23	4	D. Poe: 1-yard run
		Punt	OAK 36	5	32	2:47	1	C. Santos: 22-yard FG
		Punt	KC 22	11	52	5:32	3	C. Santos: 44-yard FG
10/23	New Orleans	Kickoff	KC 25	5	75	2:00	3	S. Ware: 46-yard pass from A. Smith
		Punt	KC 15	8	85	4:58	6	T. Hill: 38-yard pass from A. Smith
		Kickoff	KC 37	7	42	3:36	2	C. Santos: 39-yard FG
		Kickoff	NO 46	6	23	2:05	1	C. Santos: 41-yard FG
10/30	at Indianapolis	Kickoff	KC 25	12	60	4:40	3	C. Santos: 33-yard FG
		Punt	KC 20	6	80	3:28	3	T. Kelce: 14-yard pass from N. Foles
		Interception	IND 36	3	36	0:19	2	J. Maclin: 13-yard pass from A. Smith
		Punt	KC 25	10	75	5:27	4	T. Hill: 34-yard pass from N. Foles
		Punt		10	46	5:05	3	C. Santos: 22-yard FG
		Punt	KC 30	8	44	3:34	2	C. Santos: 44-yard FG
11/06	Jacksonville	--	--	--	--	--	--	--
11/13	at Carolina	--	--	--	--	--	--	--
11/20	Tampa Bay	--	--	--	--	--	--	--
11/27	at Denver	--	--	--	--	--	--	--
12/04	at Atlanta	--	--	--	--	--	--	--
12/08	Oakland	--	--	--	--	--	--	--
12/18	Tennessee	--	--	--	--	--	--	--
12/25	Denver	--	--	--	--	--	--	--
01/01	at San Diego	--	--	--	--	--	--	--
	<b>AVG</b>			<b>7.6</b>	<b>52.8</b>	<b>3:20</b>	<b>3.0</b>	
	<b>TOTALS</b>			<b>220</b>	<b>1,531</b>	<b>97:00</b>	<b>87</b>	



# OPPONENTS SCORING DRIVES

2016 Regular Season SCORING DRIVES								
DATE	OPPONENT	ACQUIRED	DRIVE START	PLAYS	YARDS	TIME	FIRST DOWNS	SCORING PLAY
09/11	San Diego	Kickoff	SD 25	6	75	3:24	5	M. Gordon: 1-yard run
		Punt	SD 20	13	80	6:51	6	M. Gordon: 6-yard run
		Punt	KC 38	6	38	3:32	3	D. Woodhead: 4-yard pass from P. Rivers
		Punt	KC 45	9	34	4:00	3	J. Lambo: 29-yard FG
		Kickoff	SD 25	9	65	4:23	3	J. Lambo: 28-yard FG
09/18	at Houston	Fumble	KC 27	1	27	0:07	1	D. Hopkins: 27-yard pass from B. Osweiler
		Punt	HOU 17	14	69	6:43	4	N. Novak: 32-yard FG
		Fumble	KC 14	4	8	0:19	0	N. Novak: 24-yard FG
		Kickoff	HOU 40	11	47	5:22	3	N. Novak: 31-yard FG
		Kickoff	HOU 25	11	49	4:38	3	N. Novak: 43-yard FG
09/25	New York Jets	Kickoff	NYJ 44	9	46	3:56	2	N. Folk: 28-yard FG
10/02	at Pittsburgh	Fumble	KC 32	3	32	1:23	1	D. Heyward-Bey: 31-yard pass from B. Roethlisberger
		Interception	KC 4	1	4	0:04	1	A. Brown: 4-yard pass from B. Roethlisberger
		Punt	KC 40	2	40	0:47	1	A. Brown: 38-yard pass from B. Roethlisberger
		Punt	PIT 20	10	80	3:44	5	J. James: 9-yard pass from B. Roethlisberger
		Kickoff	PIT 25	6	75	3:41	3	M. Wheaton: 30-yard pass from B. Roethlisberger
		Kickoff	PIT 25	8	75	3:49	3	D. Williams: 2-yard run
10/16	at Oakland	Kickoff	KC 46	7	46	3:02	4	A. Holmes: 3-yard pass from D. Carr
		Missed FG	OAK 28	5	44	0:25	2	S. Janikowski: 46-yard FG
10/23	New Orleans	Punt	NO 20	10	80	4:40	6	B. Cooks: 9-yard pass from D. Brees
		Kickoff	NO 25	14	75	8:03	6	M. Ingram: 3-yard pass from D. Brees
		Punt	NO 20	10	80	2:27	5	B. Coleman: 10-yard pass from D. Brees
10/30	at Indianapolis	Kickoff	IND 37	6	63	2:51	4	F. Gore: 18-yard pass from A. Luck
		Kickoff	IND 25	10	75	5:29	6	D. Moncrief: 3-yard pass from A. Luck
11/06	Jacksonville	--	--	--	--	--	--	--
11/13	at Carolina	--	--	--	--	--	--	--
11/20	Tampa Bay	--	--	--	--	--	--	--
11/27	at Denver	--	--	--	--	--	--	--
12/04	at Atlanta	--	--	--	--	--	--	--
12/08	Oakland	--	--	--	--	--	--	--
12/18	Tennessee	--	--	--	--	--	--	--
12/25	Denver	--	--	--	--	--	--	--
01/01	at San Diego	--	--	--	--	--	--	--
	<b>AVG</b>			<b>7.7</b>	<b>54.5</b>	<b>3:29</b>	<b>3.3</b>	
	<b>TOTALS</b>			<b>185</b>	<b>1,307</b>	<b>83:40</b>	<b>80</b>	

# THE LAST TIME

## KICKOFF RETURNED FOR A TOUCHDOWN

<b>KC</b>	10/26/2014	vs St. Louis	Knile Davis	99 yards	4-G.Zuerlein kicks 64 yards from SL 35 to KC 1. 34-K.Davis for 99 yards, TOUCHDOWN.
<b>Opp.</b>	11/7/2010	@ Oakland	Jacoby Ford	94 yards	6-R.Succop kicks 64 yards from KC 30 to OAK 6. 12-J.Ford for 94 yards, TOUCHDOWN. PENALTY on OAK-54-S.Williams, Unsportsmanlike Conduct, 15 yards, enforced between downs.

## PUNT RETURNED FOR A TOUCHDOWN

<b>KC</b>	12/14/2014	vs Oakland	De'Anthony Thomas	81 yards	(2:55) 7-M.King punts 57 yards to KC 19, Center-59-J.Condo. 13-D.Thomas for 81 yards, TOUCHDOWN.
<b>Opp.</b>	12/9/2012	@ Cleveland	Travis Benjamin	93 yards	(15:00) (Punt formation) 2-D.Colquitt punts 41 yards to CLV 7, Center-43-T.Gafford. 80-T.Benjamin for 93 yards, TOUCHDOWN. Longest Punt Return in Cleveland Franchise History

## INTERCEPTED PASS RETURNED FOR A TOUCHDOWN

<b>KC</b>	10/23/2016	vs New Orleans	Daniel Sorensen	48 yards	(:58) (Shotgun) 9-D.Brees pass short middle intended for 83-W.Snead INTERCEPTED by 49-D.Sorensen (29-E.Berry) at NO 48. 49-D.Sorensen for 48 yards, TOUCHDOWN. Penalty on NO-73-J.Evans, Offensive Holding, declined.
<b>Opp.</b>	1/3/2015	vs Oakland	David Amerson	24 yards	(3:34) 11-A.Smith pass short right intended for 12-A.Wilson INTERCEPTED by 29-D.Amerson at KC 24. 29-D.Amerson for 24 yards, TOUCHDOWN. PENALTY on OAK-29-D.Amerson, Taunting, 15 yards, enforced between downs.

## FUMBLE RETURNED FOR A TOUCHDOWN

<b>KC</b>	9/25/2016	vs New York Jets	Demetrius Harris	27 yards	5-C.Santos kicks 61 yards from KC 35 to NYJ 4. 89-J.Marshall to NYJ 23 for 19 yards (42-A.Sherman). FUMBLES (42-A.Sherman), RECOVERED by KC-84-D.Harris at NYJ 27. 84-D.Harris for 27 yards, TOUCHDOWN.
<b>Opp.</b>	9/17/2015	vs Denver	Bradley Roby	21 yards	(:35) (Shotgun) 25-J.Charles up the middle to KC 21 for 1 yard (54-B.Marshall). FUMBLES (54-B.Marshall), RECOVERED by DEN-29-B.Roby at KC 21. 29-B.Roby for 21 yards, TOUCHDOWN. The Replay Official reviewed the fumble ruling, and the play was Upheld. The ruling on the field was confirmed.

## BLOCKED FIELD GOAL RETURNED FOR A TOUCHDOWN

<b>KC</b>	12/6/1987	@ Cincinnati	Kevin Ross	28 yards	
<b>Opp.</b>	* Never Has Happened *				

## BLOCKED PUNT RETURNED FOR A TOUCHDOWN

<b>KC</b>	9/13/2009	@ Baltimore	(10:09) (Punt formation) 4-S.Koch punt is BLOCKED by 47-J.McGraw, Center-70-M.Katula, RECOVERED by KC-47-J.McGraw at BLT 0. TOUCHDOWN.
<b>Opp.</b>	11/28/2010	@ Seattle	(:39) 2-D.Colquitt punt is BLOCKED by 39-K.Cox, Center-43-T.Gafford, RECOVERED by SEA-29-E.Thomas at KC 10. 29-E.Thomas for 10 yards, TOUCHDOWN.

## MADE FIELD GOAL OF 50 YARDS OR LONGER

<b>KC</b>	9/18/2016	@ Houston	Cairo Santos	54 yards	(15:00) 5-C.Santos 54 yard field goal is GOOD, Center-41-J.Winchester, Holder-2-D.Colquitt.
<b>Opp.</b>	11/22/2015	@ San Diego	Josh Lambo	52 yards	(12:15) 2-J.Lambo 52 yard field goal is GOOD, Center-47-M.Windt, Holder-5-M.Scifres.

## SAFETY SCORED

<b>KC</b>	1/3/2015	vs Oakland	(9:05) 7-M.King punt is BLOCKED by 57-D.Alexander, Center-47-T.Gafford, ball out of bounds in End Zone, SAFETY.
<b>Opp.</b>	9/8/2013	@ Jacksonville	(12:32) 2-D.Colquitt punt is BLOCKED by 52-J.Thomas, Center-43-T.Gafford, ball out of bounds in End Zone, SAFETY.

**200 YARDS RUSHING**

<b>KC</b>	12/23/2012	vs Indianapolis	Jamaal Charles	226 yards
<b>Opp.</b>	12/20/2009	vs Cleveland	Jerome Harrison	286 yards

**100 YARDS RUSHING**

<b>KC</b>	10/16/2016	@ Oakland	Spencer Ware	131 yards
<b>Opp.</b>	10/2/2016	@ Pittsburgh	Le'Veon Bell	144 yards

**100-YARD RUSHER AND 300-YARD PASSER**

<b>KC</b>	12/20/2009	vs Cleveland	Jamaal Charles Matt Cassel	154 yards 331 yards
<b>Opp.</b>	10/2/2016	@ Pittsburgh	Le'Veon Bell Ben Roethlisberger	144 yards 300 yards

**100-YARD RECEIVER AND 300-YARD PASSER**

<b>KC</b>	9/11/2016	vs San Diego	Spencer Ware Alex Smith	129 yards 363 yards
<b>Opp.</b>	10/23/2016	vs New Orleans	Michael Thomas Drew Brees	130 yards 367 yards

**TWO 100-YARD RECEIVERS**

<b>KC</b>	12/3/2006	@ Cleveland	Eddie Kennison Tony Gonzalez	117 yards 105 yards
<b>Opp.</b>	9/18/2016	@ Houston	DeAndre Hopkins Will Fuller	113 yards 104 yards

**100 YARDS RUSHING AND RECEIVING**

<b>KC</b>	11/29/2015	vs Buffalo	Spencer Ware Jeremy Maclin	114 yards 160 yards
<b>Opp.</b>	10/25/2015	vs Pittsburgh	Le'Veon Bell Antonio Brown	121 yards 124 yards

**TWO 100-YARD RUSHERS**

<b>KC</b>	12/23/2012	vs Indianapolis	Jamaal Charles Peyton Hillis	226 yards 101 yards
<b>Opp.</b>	10/19/2008	vs Tennessee	Chris Johnson LenDale White	168 yards 149 yards

**100-YARD RUSHER, 300-YARD PASSER, 100-YARD RECEIVER**

<b>KC</b>	12/20/2009	vs Cleveland	Jamaal Charles Matt Cassel Chris Chambers	154 yards 331 yards 114 yards
<b>Opp.</b>	12/1/2013	vs Denver	Montee Ball Peyton Manning Eric Decker	117 yards 403 yards 174 yards

**500 YARDS PASSING**

<b>KC</b>	11/5/2000	@ Oakland	Elvis Grbac	504 yards
<b>Opp.</b>	12/6/1990	@ Houston Oilers	Warren Moon	527 yards

**400 YARDS PASSING**

<b>KC</b>	11/14/2010	@ Denver	Matt Cassel	469 yards
<b>Opp.</b>	12/1/2013	vs Denver	Peyton Manning	403 yards

**300 YARDS PASSING**

<b>KC</b>	9/11/2016	vs San Diego	Alex Smith	363 yards
<b>Opp.</b>	10/23/2016	vs New Orleans	Drew Brees	367 yards

**200 YARDS RECEIVING**

<b>KC</b>	9/17/1990	@ Denver	Stephon Paige	206 yards
<b>Opp.</b>	1/3/2009	@ Denver	Jabar Gaffney	213 yards

**100 YARDS RECEIVING**

<b>KC</b>	10/30/2016	@ Indianapolis	Travis Kelce	101 yards
<b>Opp.</b>	10/23/2016	vs New Orleans	Michael Thomas	130 yards

**SIX TOUCHDOWN PASSES**

<b>KC</b>	11/1/1964	vs Denver	Len Dawson	6 tds
-----------	-----------	-----------	------------	-------

<b>Opp.</b>	* Never Has Happened *		
-------------	------------------------	--	--

**FIVE TOUCHDOWN PASSES**

<b>KC</b>	12/15/2013	@ Oakland	Alex Smith	5 tds
<b>Opp.</b>	10/2/2016	@ Pittsburgh	Ben Roethlisberger	5 tds

**FOUR TOUCHDOWN PASSES**

<b>KC</b>	10/9/2011	@ Indianapolis	Matt Cassel	4 tds
<b>Opp.</b>	9/18/2011	@ Detroit	Matthew Stafford	4 tds

**THREE TOUCHDOWN PASSES**

<b>KC</b>	9/13/2015	@ Houston	Alex Smith	3 tds
<b>Opp.</b>	10/23/2016	vs New Orleans	Drew Brees	3 tds

**FOUR TOUCHDOWNS RECEPTIONS**

<b>KC</b>	12/15/2013	@ Oakland	Jamaal Charles	4 tds
<b>Opp.</b>	12/1/2013	vs Denver	Eric Decker	4 tds

**THREE TOUCHDOWNS RECEPTIONS**

<b>KC</b>	11/28/2010	@ Seattle	Dwayne Bowe	3 tds
<b>Opp.</b>	9/28/2015	@ Green Bay	Randall Cobb	3 tds

**TWO TOUCHDOWNS RECEPTIONS**

<b>KC</b>	12/6/2015	@ Oakland	Jeremy Maclin	2 tds
<b>Opp.</b>	10/2/2016	@ Pittsburgh	Antonio Brown	2 tds

**FOUR TOUCHDOWNS RUSHING**

<b>KC</b>	10/24/2004	vs Atlanta	Derrick Blaylock	4 tds
<b>Opp.</b>	12/7/2003	@ Denver	Clinton Portis	5 tds

**THREE TOUCHDOWNS RUSHING**

<b>KC</b>	9/28/2015	@ Green Bay	Jamaal Charles	3 tds
<b>Opp.</b>	10/4/2015	@ Cincinnati	Jeremy Hill	3 tds

**TWO TOUCHDOWNS RUSHING**

<b>KC</b>	11/22/2015	@ San Diego	Spencer Ware	2 tds
<b>Opp.</b>	9/11/2016	vs San Diego	Melvin Gordon	2 tds

**FIVE FIELD GOALS**

<b>KC</b>	11/15/2015	@ Denver	Cairo Santos	5 fg
<b>Opp.</b>	11/30/2014	vs Denver	Connor Barth	5 fg

**FOUR FIELD GOALS**

<b>KC</b>	9/18/2016	@ Houston	Cairo Santos	4 fg
<b>Opp.</b>	9/18/2016	@ Houston	Nick Novak	4 fg

**THREE FIELD GOALS**

<b>KC</b>	10/30/2016	@ Indianapolis	Cairo Santos	3 fg
<b>Opp.</b>	10/18/2015	@ Minnesota	Blair Walsh	3 fg

**FOUR OR MORE INTERCEPTION GAME**

<b>KC</b>	9/29/1985	vs Seattle	Derron Cherry	4 int
<b>Opp.</b>	10/7/2001	@ Denver	Deltha O'Neal	4 int

**THREE INTERCEPTION GAME**

<b>KC</b>	11/27/2005	vs New England	Greg Wesley	3 int
<b>Opp.</b>	10/1/1989	@ Bengals	David Fulcher	3 int

**TWO INTERCEPTION GAME**

<b>KC</b>	9/25/2016	vs New York Jets	Marcus Peters	2 int
<b>Opp.</b>	9/7/2014	vs Tennessee	Jason McCourty	2 int

**FOUR SACK GAME**

<b>KC</b>	12/28/2014	vs San Diego	Justin Houston	4.00 sacks
<b>Opp.</b>	11/9/2003	vs Cleveland	Andra Davis	4.00 sacks

**THREE SACK GAME**

<b>KC</b>	10/30/2016	@ Indianapolis	Dee Ford	3.50 sacks
<b>Opp.</b>	10/2/2016	@ Pittsburgh	Cameron Heyward	3.00 sacks

**TWO SACK GAME**

<b>KC</b>	10/16/2016	@ Oakland	Dee Ford	2.00 sacks
<b>Opp.</b>	12/20/2015	@ Baltimore	Za'Darius Smith	2.00 sacks

**BLOCKED FIELD GOAL**

<b>KC</b>	10/11/2015	vs Chicago	Cairo Santos	27 yards	(8:49) 5-C.Santos 27 yard field goal is BLOCKED (92-P.McPhee), Center-41-J.Winchester, Holder-2-D.Colquitt, recovered by KC-42-A.Sherman at CHI 15. 42-A.Sherman to CHI 15 for no gain (90-J.Ratliff).
<b>Opp.</b>	12/27/2015	vs Cleveland	Travis Coons	51 yards	(:02) 6-T.Coons 51 yard field goal is BLOCKED (49-D.Sorensen), Center-47-C.Hughlett, Holder-8-A.Lee.

**BLOCKED PUNT**

<b>KC</b>	9/8/2013	@ Jacksonville	(12:32) 2-D.Colquitt punt is BLOCKED by 52-J.Thomas, Center-43-T.Gafford, ball out of bounds in End Zone, SAFETY.		
<b>Opp.</b>	1/3/2015	vs Oakland	(9:05) 7-M.King punt is BLOCKED by 57-D.Alexander, Center-47-T.Gafford, ball out of bounds in End Zone, SAFETY.		

**MISSED POINT AFTER TOUCHDOWN ATTEMPT**

<b>KC</b>	10/16/2016	@ Oakland	5-C.Santos extra point is No Good, Wide Right, Center-41-J.Winchester, Holder-2-D.Colquitt.		
<b>Opp.</b>	12/6/2015	@ Oakland	11-S.Janikowski extra point is No Good, Hit Left Upright, Center-59-J.Condo, Holder-7-M.King.		

**MADE TWO-POINT CONVERSION**

<b>KC</b>	12/6/2015	@ Oakland	(Pass formation) TWO-POINT CONVERSION ATTEMPT. 11-A.Smith pass to 87-T.Kelce is complete. ATTEMPT SUCCEEDS.		
<b>Opp.</b>	10/2/2016	@ Pittsburgh	(Pass formation) TWO-POINT CONVERSION ATTEMPT. 7-B.Roethlisberger pass to 11-M.Wheaton is complete. ATTEMPT SUCCEEDS.		

**FAILED TWO-POINT CONVERSION**

<b>KC</b>	12/6/2015	@ Oakland	(Kick formation) TWO-POINT CONVERSION ATTEMPT. 2-D.Colquitt pass to 42-A.Sherman is incomplete. ATTEMPT FAILS.		
<b>Opp.</b>	11/29/2015	vs Buffalo	TWO-POINT CONVERSION ATTEMPT. 5-T.Taylor is sacked. ATTEMPT FAILS. Sack by F.Zombo.		

**SUCCESSFUL ONSIDE KICK**

<b>KC</b>	12/13/2015	vs San Diego	5-C.Santos kicks 12 yards from KC 35 to KC 47, impetus ends at SD 48. RECOVERED by KC-51-F.Zombo. Kickoff bounced off the leg of D.Butler.		
<b>Opp.</b>	12/14/2008	vs San Diego	5-M.Scifres kicks onside 9 yards from SD 30 to SD 39, impetus ends at SD 40. RECOVERED by SD-81-K.Osgood.		

**50 POINTS**

<b>KC</b>	12/15/2013	@ Oakland	Kansas City 56, Oakland 31		
<b>Opp.</b>	11/23/2008	vs Buffalo	Buffalo 54, Kansas City 31		

**40 POINTS**

<b>KC</b>	11/1/2015	vs Detroit	Kansas City 45, Detroit 10		
<b>Opp.</b>	10/2/2016	@ Pittsburgh	Pittsburgh 43, Kansas City 14		

**SHUTOUT**

<b>KC</b>	10/23/2011	@ Oakland	Kansas City 28, Oakland 0		
<b>Opp.</b>	12/16/2012	@ Oakland	Oakland 15, Kansas City 0		





# **CHIEFS**

***LAST GAME & OPPONENT GAMEBOOKS***

**THIS IS CHIEFS KINGDOM**

# National Football League Game Summary

NFL Copyright © 2016 by The National Football League. All rights reserved. This summary and play-by-play is for the express purpose of assisting media in their coverage of the game; any other use of this material is prohibited without the written permission of the National Football League. Updated: 10/31/2016

Date: Sunday, 10/30/2016

## Kansas City Chiefs at Indianapolis Colts

Start Time: 1:02 PM EDT

at Lucas Oil Stadium, Indianapolis, Ind.

### Game Day Weather

Game Weather: Partly sunny  
Played Retr. roof - closed on Turf: Artificial

Temp: 68° F (20.0° C) Humidity: 69%, Wind: NW 9 mph  
Outdoor Weather: Partly sunny, 68 degr. Wind NW at 9 mph,

### Officials

Referee: Wrolstad, Craig (4)      Umpire: Anderson, Barry (31)      Head Linesman: Hittner, Mark (28)  
Line Judge: Mapp, Julian (10)      Side Judge: Lamberth, Jeff (21)      Field Judge: Zimmer, Steve (33)  
Back Judge: Dyer, Lee (27)      Replay Official: Nemmers, Larry ( )

### Lineups

Kansas City Chiefs			Indianapolis Colts				
Offense		Defense	Offense		Defense		
WR 19	J.Maclin	LDE 96	J.Howard	WR 10	D.Moncrief	CB 20	D.Butler
LT 72	E.Fisher	NT 92	D.Poe	LT 74	A.Castonzo	NT 54	D.Parry
LG 79	P.Ehinger	RDE 95	C.Jones	LG 73	J.Haeg	DT 97	A.Jones
C 61	M.Morse	LOLB 55	D.Ford	C 78	R.Kelly	SLB 93	E.Walden
RG 76	L.Duvernay-Tardif	LILB 56	D.Johnson	RG 71	D.Good	MIKE 52	D.Jackson
RT 71	M.Schwartz	RILB 53	R.Wilson	RT 76	J.Reitz	WILL 53	E.Jackson
TE 87	T.Kelce	ROLB 51	F.Zombo	TE 86	E.Swoope	RUSH 98	R.Mathis
WR 17	C.Conley	LCB 22	M.Peters	WR 13	T.Hilton	LCB 25	P.Robinson
QB 11	A.Smith	RCB 20	S.Nelson	QB 12	A.Luck	SS 29	M.Adams
RB 32	S.Ware	SS 29	E.Berry	TE 84	J.Doyle	FS 26	C.Geathers
WR 12	A.Wilson	FS 38	R.Parker	RB 23	F.Gore	RCB 21	V.Davis

### Substitutions

P 2 D.Colquitt, QB 4 N.Foles, K 5 C.Santos, WR 10 T.Hill, WR 13 D.Thomas, WR 14 D.Robinson, DB 21 E.Murray, CB 23 P.Gaines, CB 27 K.Acker, RB 35 C.West, CB 39 T.Mitchell, LS 41 J.Winchester, FB 42 A.Sherman, S 49 D.Sorensen, LB 52 D.Nicolas, LB 54 S.Moore, LB 57 D.Alexander, OL 73 Z.Fulton, T 75 J.Reid, TE 80 J.O'Shaughnessy, TE 84 D.Harris, LB 91 T.Hali, DE 98 K.Reyes, DL 99 R.Nunez-Roches

### Substitutions

P 1 P.McAfee, K 4 A.Vinatieri, WR 15 P.Dorsett, WR 17 T.Smith, RB 28 J.Todman, CB 30 R.Melvin, S 32 T.Green, RB 33 R.Turbin, RB 34 J.Ferguson, S 41 M.Farley, OLB 43 C.Carter, ILB 44 A.Morrison, LS 45 M.Overton, OLB 56 A.Ayers, ILB 57 J.McNary, C 63 A.Blythe, C 72 J.Harrison, WR 81 D.Street, TE 85 C.Coffman, DT 91 H.Ridgeway, NT 94 Z.Kerr, OLB 95 L.Edwards, DT 99 T.McGill

### Did Not Play

### Did Not Play

QB 16 S.Tolzien

### Not Active

### Not Active

QB 9 T.Bray, CB 24 D.White, RB 25 J.Charles, G 65 J.Devey, T 70 B.Witzmann, TE 88 R.Travis, LB 94 S.Barrington

T 62 L.Clark, T/G 75 J.Mewhort, WR 80 C.Rogers, TE 83 D.Allen, DE 90 K.Langford, OLB 92 C.Maggitt, DT 96 H.Anderson

### Field Goals (made ( ) & missed)

C.Santos (33) 28RU (22) (44)

		1	2	3	4	OT	Total
VISITOR:	Kansas City Chiefs	3	14	7	6	0	30
HOME:	Indianapolis Colts	0	7	7	0	0	14

### Scoring Plays

Team	Qtr	Time	Play Description (Extra Point) (Drive Info)	Visitor	Home
Chiefs	1	10:20	C.Santos 33 yd. Field Goal (12-60, 4:40)	3	0
Chiefs	2	12:58	T.Kelce 14 yd. pass from N.Foles (C.Santos kick) (6-80, 3:28)	10	0
Colts	2	10:07	F.Gore 18 yd. pass from A.Luck (A.Vinatieri kick) (6-63, 2:51)	10	7
Chiefs	2	0:19	J.Maclin 13 yd. pass from A.Smith (C.Santos kick) (3-36, 0:19)	17	7
Chiefs	3	7:34	T.Hill 34 yd. pass from N.Foles (C.Santos kick) (10-75, 5:27)	24	7
Colts	3	2:05	D.Moncrief 3 yd. pass from A.Luck (A.Vinatieri kick) (10-75, 5:29)	24	14
Chiefs	4	8:00	C.Santos 22 yd. Field Goal (10-46, 5:05)	27	14
Chiefs	4	3:35	C.Santos 44 yd. Field Goal (8-44, 3:34)	30	14

Paid Attendance: 65,417

Time: 3:19



Kansas City Chiefs vs Indianapolis Colts  
10/30/2016 at Lucas Oil Stadium

# Final Team Statistics

	Visitor Chiefs	Home Colts
<b>TOTAL FIRST DOWNS</b>	20	18
By Rushing	2	6
By Passing	16	12
By Penalty	2	0
<b>THIRD DOWN EFFICIENCY</b>	7-16-44%	4-13-31%
<b>FOURTH DOWN EFFICIENCY</b>	0-0-0%	1-2-50%
<b>TOTAL NET YARDS</b>	422	277
Total Offensive Plays (inc. times thrown passing)	71	62
Average gain per offensive play	5.9	4.5
<b>NET YARDS RUSHING</b>	88	105
Total Rushing Plays	27	21
Average gain per rushing play	3.3	5.0
Tackles for a loss-number and yards	3-6	1-1
<b>NET YARDS PASSING</b>	334	172
Times thrown - yards lost attempting to pass	3-16	6-38
Gross yards passing	350	210
<b>PASS ATTEMPTS-COMPLETIONS-HAD INTERCEPTED</b>	41-25-0	35-19-1
Avg gain per pass play (inc.# thrown passing)	7.6	4.2
<b>KICKOFFS Number-In End Zone-Touchbacks</b>	7-6-6	3-3-2
<b>PUNTS Number and Average</b>	5-49.0	7-49.6
Had Blocked	0	0
<b>FGs - PATs Had Blocked</b>	0-0	0-0
<b>Net Punting Average</b>	48.0	38.6
<b>TOTAL RETURN YARDAGE (Not Including Kickoffs)</b>	57	5
No. and Yards Punt Returns	3-57	2-5
No. and Yards Kickoff Returns	1-21	0-0
No. and Yards Interception Returns	1-0	0-0
<b>PENALTIES Number and Yards</b>	6-40	5-45
<b>FUMBLES Number and Lost</b>	0-0	3-1
<b>TOUCHDOWNS</b>	3	2
Rushing	0	0
Passing	3	2
<b>EXTRA POINTS Made-Attempts</b>	3-3	2-2
Kicking Made-Attempts	3-3	2-2
<b>FIELD GOALS Made-Attempts</b>	3-4	0-0
<b>RED ZONE EFFICIENCY</b>	2-5-40%	2-2-100%
<b>GOAL TO GO EFFICIENCY</b>	0-2-0%	1-1-100%
<b>SAFETIES</b>	0	0
<b>FINAL SCORE</b>	30	14
<b>TIME OF POSSESSION</b>	33:36	26:24

**Kansas City Chiefs vs Indianapolis Colts**  
**10/30/2016 at Lucas Oil Stadium**

# Ball Possession And Drive Chart

**Kansas City Chiefs**

#	Time Recd	Time Lost	Time Poss	How Ball Obtained	Drive Began	# Play	Yds Gain	Yds Pen	Net Yds	1st Down	Last Scrm	How Given Up
1	15:00	10:20	4:40	Kickoff	KC 25	12	60	0	60	3	* IND 15	Field Goal
2	8:54	7:24	1:30	Punt	KC 35	3	-3	0	-3	0	KC 32	Punt
3	6:54	4:51	2:03	Fumble	IND 23	5	13	0	13	1	* IND 10	Missed FG
4	1:26	12:58	3:28	Punt	KC 20	6	80	0	80	3	* IND 14	Touchdown
5	10:07	7:45	2:22	Kickoff	KC 15	3	9	0	9	0	KC 24	Punt
6	4:02	2:05	1:57	Punt	KC 18	6	27	-5	22	1	KC 40	Punt
7	1:28	0:42	0:46	Punt	KC 28	3	9	-10	-1	0	KC 27	Punt
8	0:38	0:19	0:19	Interception	IND 36	3	36	0	36	2	* IND 13	Touchdown
9	13:01	7:34	5:27	Punt	KC 25	10	85	-10	75	4	IND 34	Touchdown
10	2:05	14:42	2:23	Kickoff	KC 25	5	27	-5	22	1	KC 47	Punt
11	13:05	8:00	5:05	Punt	50	10	41	5	46	3	* IND 4	Field Goal
12	7:09	3:35	3:34	Punt	KC 30	8	39	5	44	2	IND 26	Field Goal
13	0:02	0:00	0:02	Downs	KC 40	1	-1	0	-1	0	KC 40	End of Game

(452) Average KC 35

**Indianapolis Colts**

#	Time Recd	Time Lost	Time Poss	How Ball Obtained	Drive Began	# Play	Yds Gain	Yds Pen	Net Yds	1st Down	Last Scrm	How Given Up
1	10:20	8:54	1:26	Kickoff	IND 25	3	7	-10	-3	0	IND 22	Punt
2	7:24	6:54	0:30	Punt	IND 17	2	6	0	6	0	IND 26	Fumble
3	4:51	1:26	3:25	Missed FG	IND 20	7	25	0	25	2	IND 45	Punt
4	12:58	10:07	2:51	Kickoff	IND 37	6	63	0	63	4	* KC 18	Touchdown
5	7:45	4:02	3:43	Punt	IND 23	6	18	0	18	1	IND 41	Punt
6	2:05	1:28	0:37	Punt	IND 6	4	22	0	22	1	IND 28	Punt
7	0:42	0:38	0:04	Punt	IND 29	1	0	0	0	0	IND 29	Interception
8	0:19	0:00	0:19	Kickoff	IND 25	1	-1	0	-1	0	IND 25	End of Half
9	15:00	13:01	1:59	Kickoff	IND 25	4	17	0	17	1	IND 42	Punt
10	7:34	2:05	5:29	Kickoff	IND 25	10	65	10	75	6	* KC 3	Touchdown
11	14:42	13:05	1:37	Punt	IND 14	3	6	0	6	0	IND 20	Punt
12	8:00	7:09	0:51	Kickoff	IND 25	3	1	0	1	0	IND 26	Punt
13	3:35	0:02	3:33	Kickoff	IND 25	12	45	-10	35	3	KC 40	Downs

(296) Average IND 23

\* inside opponent's 20

**Time of Possession by Quarter**

	1st	2nd	3rd	4th	OT	Total
<b>Visitor</b> Kansas City Chiefs	9:39	7:26	7:32	8:59		33:36
<b>Home</b> Indianapolis Colts	5:21	7:34	7:28	6:01		26:24

**Kickoff Drive No.-Start Average**

Chiefs: 3 - KC 22                      Colts: 6 - IND 25



Kansas City Chiefs vs Indianapolis Colts  
10/30/2016 at Lucas Oil Stadium

# Final Defensive Statistics

Kansas City Chiefs	Regular Defensive Plays											Special Teams					Misc			
	TKL	AST	COMB	SK	/ YDS	TFL	Q	IN	PD	FF	FR	TKL	AST	FF	FR	BL	TKL	AST	FF	FR
D.Johnson	8	2	10	0	0	0	0	0	0	0	0	0	0	0	0	0	0	0	0	0
D.Sorensen	7	0	7	0	0	1	0	0	0	1	0	0	0	0	0	0	0	0	0	0
D.Ford	3	2	5	3.5	21	3	4	0	0	0	0	0	0	0	0	0	0	0	0	0
P.Gaines	4	0	4	0	0	0	0	1	2	0	0	0	0	0	0	0	0	0	0	0
E.Berry	3	0	3	0	0	0	0	0	0	0	0	0	0	0	0	0	0	0	0	0
T.Hali	2	1	3	0.5	5	0	1	0	0	0	0	0	0	0	0	0	0	0	0	0
R.Wilson	2	1	3	0	0	0	0	0	0	0	1	0	0	0	0	0	0	0	0	0
R.Parker	2	1	3	0	0	0	0	0	0	0	0	0	0	0	0	0	0	0	0	0
J.Howard	2	0	2	0	0	1	1	0	0	0	0	0	0	0	0	0	0	0	0	0
S.Nelson	2	0	2	0	0	0	0	0	2	0	0	0	0	0	0	0	0	0	0	0
D.Poe	1	1	2	0	0	0	1	0	0	0	0	0	0	0	0	0	0	0	0	0
C.Jones	1	0	1	1	7	1	2	0	0	0	0	0	0	0	0	0	0	0	0	0
F.Zombo	1	0	1	1	5	1	2	0	0	0	0	0	0	0	0	0	0	0	0	0
M.Peters	1	0	1	0	0	0	0	0	2	0	0	0	0	0	0	0	0	0	0	0
R.Nunez-Roches	0	0	0	0	0	0	1	0	0	0	0	0	0	0	0	0	0	0	0	0
D.Nicolas	0	0	0	0	0	0	0	0	1	0	0	0	0	0	0	0	0	0	0	0
E.Murray	0	0	0	0	0	0	0	0	0	0	0	1	0	0	0	0	0	0	0	0
D.Robinson	0	0	0	0	0	0	0	0	0	0	0	1	0	0	0	0	0	0	0	0
D.Thomas	0	0	0	0	0	0	0	0	0	0	0	1	0	0	0	0	0	0	0	0
<b>Total</b>	<b>39</b>	<b>8</b>	<b>47</b>	<b>6</b>	<b>38</b>	<b>7</b>	<b>12</b>	<b>1</b>	<b>7</b>	<b>1</b>	<b>1</b>	<b>3</b>	<b>0</b>	<b>0</b>	<b>0</b>	<b>0</b>	<b>0</b>	<b>0</b>	<b>0</b>	<b>0</b>

TKL = Tackle AST = Assist COMB = Combined QH=QB Hit IN = Interception PD = Pass Defense FF = Forced Fumble FR = Fumble Recovery

Indianapolis Colts	Regular Defensive Plays											Special Teams					Misc			
	TKL	AST	COMB	SK	/ YDS	TFL	QH	IN	PD	FF	FR	TKL	AST	FF	FR	BL	TKL	AST	FF	FR
C.Geathers	6	2	8	0	0	1	0	0	1	0	0	0	0	0	0	0	0	0	0	0
R.Melvin	5	1	6	0	0	0	0	0	0	0	0	0	0	0	1	0	0	0	0	0
D.Jackson	5	1	6	0	0	1	0	0	0	0	0	0	0	0	0	0	0	0	0	0
R.Mathis	3	2	5	1	6	2	1	0	0	0	0	0	0	0	0	0	0	0	0	0
E.Jackson	4	0	4	1	0	0	1	0	0	0	0	0	0	0	0	0	0	0	0	0
P.Robinson	3	1	4	0	0	0	0	0	2	0	0	0	0	0	0	0	0	0	0	0
M.Adams	3	1	4	0	0	0	0	0	0	0	0	0	0	0	0	0	0	0	0	0
T.Green	2	2	4	0	0	0	1	0	1	0	0	0	0	0	0	0	0	0	0	0
D.Butler	3	0	3	0	0	0	1	0	0	0	0	0	0	0	0	0	0	0	0	0
D.Parry	3	0	3	0	0	0	0	0	0	0	0	0	0	0	0	0	0	0	0	0
A.Ayers	2	1	3	0	0	0	0	0	0	0	0	0	0	0	0	0	0	0	0	0
E.Walden	1	1	2	1	10	1	2	0	0	0	0	0	0	0	0	0	0	0	0	0
H.Ridgeway	1	1	2	0	0	1	0	0	0	0	0	0	0	0	0	0	0	0	0	0
L.Edwards	1	1	2	0	0	0	0	0	0	0	0	0	0	0	0	0	0	0	0	0
Z.Kerr	1	0	1	0	0	0	0	0	0	0	0	0	0	0	0	0	0	0	0	0
V.Davis	0	0	0	0	0	0	0	0	1	0	0	0	0	0	0	0	0	0	0	0
T.McGill	0	0	0	0	0	0	0	0	1	0	0	0	0	0	0	0	0	0	0	0
J.Doyle	0	0	0	0	0	0	0	0	0	0	0	2	0	0	0	0	0	0	0	0
J.Ferguson	0	0	0	0	0	0	0	0	0	0	0	1	0	0	0	0	0	0	0	0
J.Todman	0	0	0	0	0	0	0	0	0	0	0	1	0	0	0	0	0	0	0	0
A.Luck	0	0	0	0	0	0	0	0	0	0	0	0	0	0	0	0	1	0	0	0
D.Moncrief	0	0	0	0	0	0	0	0	0	0	0	0	0	0	0	0	1	0	0	0
P.Dorsett	0	0	0	0	0	0	0	0	0	0	0	0	0	0	0	0	0	0	0	1
<b>Total</b>	<b>43</b>	<b>14</b>	<b>57</b>	<b>3</b>	<b>16</b>	<b>6</b>	<b>6</b>	<b>0</b>	<b>6</b>	<b>0</b>	<b>0</b>	<b>4</b>	<b>0</b>	<b>0</b>	<b>1</b>	<b>0</b>	<b>2</b>	<b>0</b>	<b>0</b>	<b>1</b>





# First Quarter

10/30/2016

## Play By Play

IND wins the coin toss and elects to defer. KC elects to Receive, and IND elects to defend the north goal.

P.McAfee kicks 65 yards from IND 35 to end zone, Touchback.

### Kansas City Chiefs at 15:00

- 1-10-KC 25 (15:00) (Pass formation) A.Smith pass incomplete deep right to J.Maclin.
- 2-10-KC 25 (14:56) (Run formation) A.Smith pass incomplete short right to D.Thomas (P.Robinson).
- 3-10-KC 25 (14:50) (Shotgun) A.Smith pass short middle to T.Kelce to KC 44 for 19 yards (C.Geathers; T.Green). P1
- 1-10-KC 44 (14:14) (Run formation) S.Ware up the middle to KC 45 for 1 yard (D.Jackson).
- 2-9-KC 45 (13:41) (Shotgun) A.Smith pass short right to T.Kelce to IND 44 for 11 yards (C.Geathers). P2
- 1-10-IND 44 (13:05) (Run formation) A.Smith pass incomplete deep left to J.Maclin (V.Davis).
- 2-10-IND 44 (12:59) (Run formation) T.Hill left end pushed ob at IND 37 for 7 yards (M.Adams).
- 3-3-IND 37 (12:25) (Run formation) A.Smith pass short right to T.Kelce to IND 22 for 15 yards (T.Green). P3
- 1-10-IND 22 (11:38) (Shotgun) A.Smith sacked at IND 22 for 0 yards (E.Jackson). KC-A.Smith was injured during the play. His return is Questionable.
- 2-10-IND 22 (11:07) (Shotgun) S.Ware up the middle to IND 15 for 7 yards (D.Jackson; T.Green). Foles (KC #4) in at QB.
- 3-3-IND 15 (10:30) (Shotgun) N.Foles pass incomplete short left to J.Maclin [T.Green].
- 4-3-IND 15 (10:25) **C.Santos 33 yard field goal is GOOD, Center-J.Winchester, Holder-D.Colquitt.**

<b>KC 3 IND 0, 12 plays, 60 yards, 4:40 drive, 4:40 elapsed</b>
---

C.Santos kicks 65 yards from KC 35 to end zone, Touchback.

### Indianapolis Colts at 10:20

- 1-10-IND 25 (10:20) (Run formation) A.Luck pass incomplete short right to D.Moncrief (M.Peters).
- 2-10-IND 25 (10:13) (Shotgun) A.Luck pass incomplete short middle to D.Moncrief.
- 3-10-IND 25 (10:09) (Shotgun) A.Luck pass short middle to T.Hilton ran ob at KC 35 for 40 yards (M.Peters).  
*PENALTY on IND-A.Castonzo, Offensive Holding, 10 yards, enforced at IND 25 - No Play.*
- 3-20-IND 15 (9:43) (Shotgun) A.Luck pass short right to P.Dorsett to IND 22 for 7 yards (M.Peters).
- 4-13-IND 22 (9:02) P.McAfee punts 43 yards to KC 35, Center-M.Overton, out of bounds.

### Kansas City Chiefs at 8:54

- 1-10-KC 35 (8:54) (Run formation) S.Ware left tackle to KC 36 for 1 yard (H.Ridgeway; A.Ayers).
- 2-9-KC 36 (8:18) (Shotgun) N.Foles pass short left to D.Harris to KC 32 for -4 yards (D.Jackson).
- 3-13-KC 32 (7:38) (Shotgun) N.Foles pass incomplete deep middle to J.Maclin (P.Robinson).
- 4-13-KC 32 (7:32) D.Colquitt punts 51 yards to IND 17, Center-J.Winchester, fair catch by T.Hilton.

### Indianapolis Colts at 7:24

- 1-10-IND 17 (7:24) (Shotgun) A.Luck pass short middle to D.Moncrief to IND 26 for 9 yards (E.Berry).
- 2-1-IND 26 (7:02) (No Huddle, Shotgun) A.Luck FUMBLES (Aborted) at IND 22, RECOVERED by KC-R.Wilson at IND 23. R.Wilson to IND 23 for no gain (A.Luck).

### Kansas City Chiefs at 6:54

- 1-10-IND 23 (6:54) (Shotgun) N.Foles pass short left to T.Kelce pushed ob at IND 7 for 16 yards (M.Adams). IND-M.Adams was injured during the play. His return is Questionable. P4
- 1-7-IND 7 (6:24) (Shotgun) N.Foles pass incomplete short left to T.Kelce.
- 2-7-IND 7 (6:18) (Shotgun) S.Ware left tackle to IND 4 for 3 yards (R.Mathis).
- 3-4-IND 4 (5:40) (Shotgun) N.Foles sacked at IND 10 for -6 yards (R.Mathis).
- 4-10-IND 10 (4:57) C.Santos 28 yard field goal is No Good, Hit Right Upright, Center-J.Winchester, Holder-D.Colquitt.

### Indianapolis Colts at 4:51

- 1-10-IND 20 (4:51) (Run formation) F.Gore up the middle to IND 26 for 6 yards (R.Wilson).
- 2-4-IND 26 (4:15) (Pass formation) A.Luck pass incomplete deep middle to T.Hilton [C.Jones].
- 3-4-IND 26 (4:09) (Shotgun) A.Luck scrambles right tackle to IND 32 for 6 yards (P.Gaines). R1
- 1-10-IND 32 (3:35) (Shotgun) A.Luck pass short right to P.Dorsett to IND 44 for 12 yards (E.Berry). P2
- 1-10-IND 44 (3:02) (Shotgun) A.Luck pass incomplete short left to D.Street (S.Nelson).
- 2-10-IND 44 (2:56) (Shotgun) A.Luck pass short right to F.Gore pushed ob at KC 49 for 7 yards (D.Sorensen).
- 3-3-KC 49 (2:19) (Shotgun) A.Luck sacked at IND 45 for -6 yards (D.Ford).
- 4-9-IND 45 (1:39) P.McAfee punts 55 yards to end zone, Center-M.Overton, Touchback.

### Kansas City Chiefs at 1:26

- 1-10-KC 20 (1:26) (Run formation) N.Foles pass deep middle to T.Hill to IND 31 for 49 yards (T.Green). P5
- 1-10-IND 31 (:42) (Shotgun) S.Ware up the middle to IND 28 for 3 yards (D.Jackson).

**Kansas City Chiefs vs Indianapolis Colts at Lucas Oil Stadium**

**END OF QUARTER**

	<b>Score</b>	<b>Time Poss</b>	<b>First Downs</b>				<b>Efficiencies</b>	
			<b>R</b>	<b>P</b>	<b>X</b>	<b>T</b>	<b>3 Down</b>	<b>4 Down</b>
<b>Kansas City Chiefs</b>	<b>3</b>	<b>9:39</b>	<b>0</b>	<b>5</b>	<b>0</b>	<b>5</b>	<b>2/5</b>	<b>0/0</b>
<b>Indianapolis Colts</b>	<b>0</b>	<b>5:21</b>	<b>1</b>	<b>1</b>	<b>0</b>	<b>2</b>	<b>1/3</b>	<b>0/0</b>



# Second Quarter

10/30/2016

## Play By Play

Kansas City Chiefs continued.

- 2-7-IND 28 (15:00) (Shotgun) N.Foles pass short right to D.Harris to IND 23 for 5 yards (P.Robinson; L.Edwards).
- 3-2-IND 23 (14:18) (Shotgun) N.Foles pass short right to S.Ware pushed ob at IND 18 for 5 yards (C.Geathers; R.Mathis). P6
- 1-10-IND 18 (13:43) (Shotgun) S.Ware right tackle to IND 14 for 4 yards (E.Jackson).
- 2-6-IND 14 **(13:05) (Run formation) N.Foles pass short middle to T.Kelce for 14 yards, TOUCHDOWN.** P7
- PENALTY on IND-T.Green, Unnecessary Roughness, 15 yards, enforced between downs.*
- C.Santos extra point is GOOD, Center-J.Winchester, Holder-D.Colquitt.

**KC 10 IND 0, 6 plays, 80 yards, 3:28 drive, 2:02 elapsed**

C.Santos kicks onside 13 yards from KC 50 to IND 37. C.Carter (didn't try to advance) to IND 37 for no gain (E.Murray).

### Indianapolis Colts at 12:58, (1st play from scrimmage 12:57)

- 1-10-IND 37 (12:57) (Run formation) F.Gore up the middle to IND 48 for 11 yards (R.Wilson; D.Johnson). R3
- 1-10-IND 48 (12:24) (Run formation) F.Gore right guard to 50 for 2 yards (J.Howard).
- 2-8-50 (11:45) (Shotgun) A.Luck pass short right to E.Swoope to KC 34 for 16 yards (D.Ford; D.Johnson). P4
- 1-10-KC 34 (10:59) (Shotgun) A.Luck pass short middle to J.Doyle to KC 18 for 16 yards (R.Parker) [F.Zombo]. P5
- 1-10-KC 18 (10:20) (Run formation) A.Luck pass incomplete short left to J.Doyle.
- 2-10-KC 18 **(10:16) (Run formation) A.Luck pass short middle to F.Gore for 18 yards, TOUCHDOWN.** P6
- A.Vinatieri extra point is GOOD, Center-M.Overton, Holder-P.McAfee.

**KC 10 IND 7, 6 plays, 63 yards, 2:51 drive, 4:53 elapsed**

P.McAfee kicks 71 yards from IND 35 to KC -6. T.Hill to KC 15 for 21 yards (J.Ferguson).

### Kansas City Chiefs at 10:07, (1st play from scrimmage 10:00)

- 1-10-KC 15 (10:00) (Run formation) C.West left end to KC 17 for 2 yards (P.Robinson). Smith (KC #11) in at QB.
- 2-8-KC 17 (9:24) (Run formation) C.West left end to KC 24 for 7 yards (P.Robinson).
- 3-1-KC 24 (8:41) (Run formation) Z.Fulton reported in as eligible. S.Ware left guard to KC 24 for no gain (Z.Kerr).
- 4-1-KC 24 (7:56) D.Colquitt punts 52 yards to IND 24, Center-J.Winchester. J.Ferguson MUFFS catch, touched at IND 24, recovered by IND-R.Melvin at IND 23. R.Melvin to IND 23 for no gain (D.Robinson).

### Indianapolis Colts at 7:45

- 1-10-IND 23 (7:45) (Run formation) F.Gore up the middle to IND 28 for 5 yards (D.Sorensen).
- 2-5-IND 28 (7:25) (No Huddle, Shotgun) F.Gore left tackle to IND 31 for 3 yards (D.Poe).
- 3-2-IND 31 (6:51) (Shotgun) R.Turbin up the middle to IND 38 for 7 yards (T.Hali). R7
- 1-10-IND 38 (6:11) (Shotgun) A.Luck pass short left to P.Dorsett to IND 41 for 3 yards (P.Gaines) [R.Nunez-Roches].
- 2-7-IND 41 (5:32) (Shotgun) A.Luck sacked at IND 31 for -10 yards (sack split by T.Hali and D.Ford).
- 3-17-IND 31 (4:48) (Shotgun) A.Luck scrambles up the middle to IND 41 for 10 yards (D.Johnson).
- 4-7-IND 41 (4:11) P.McAfee punts 41 yards to KC 18, Center-M.Overton, fair catch by T.Hill.

### Kansas City Chiefs at 4:02

- 1-10-KC 18 (4:02) (Shotgun) A.Smith pass incomplete deep right to T.Kelce.
- 2-10-KC 18 (3:56) (Shotgun) A.Smith pass short right to C.West to KC 24 for 6 yards (E.Jackson) [E.Walden].
- 3-4-KC 24 (3:14) (Shotgun) A.Smith pass short left to T.Kelce to KC 45 for 21 yards (D.Butler). P8
- 1-10-KC 45 (2:31) (Run formation) A.Smith pass incomplete short middle to D.Harris.
- 2-10-KC 45 (2:26) (Shotgun) A.Smith pass incomplete short left to C.Conley.
- 3-10-KC 45 (2:22) (Shotgun) *PENALTY on KC-J.Maclin, False Start, 5 yards, enforced at KC 45 - No Play.*
- 3-15-KC 40 (2:22) (Shotgun) A.Smith pass incomplete short middle to T.Hill (T.McGill).
- 4-15-KC 40 (2:18) D.Colquitt punts 54 yards to IND 6, Center-J.Winchester, out of bounds.

### Indianapolis Colts at 2:05

- 1-10-IND 6 (2:05) (Shotgun) A.Luck pass short middle to D.Moncrief to IND 21 for 15 yards (P.Gaines). P8

### Two-Minute Warning

- 1-10-IND 21 (2:00) (Shotgun) A.Luck scrambles right end ran ob at IND 28 for 7 yards (D.Johnson).
- 2-3-IND 28 (1:52) (Shotgun) A.Luck pass incomplete short left to D.Moncrief.
- 3-3-IND 28 (1:48) (Shotgun) A.Luck pass incomplete short middle to T.Hilton.
- 4-3-IND 28 (1:44) P.McAfee punts 57 yards to KC 15, Center-M.Overton. T.Hill pushed ob at KC 28 for 13 yards (J.Todman).

### Kansas City Chiefs at 1:28

- 1-10-KC 28 (1:28) (Shotgun) A.Smith pass short left to C.Conley to KC 37 for 9 yards (D.Butler).

**Kansas City Chiefs vs Indianapolis Colts at Lucas Oil Stadium**

- 2-1-KC 37 (1:07) (No Huddle, Shotgun) A.Smith pass short left to C.West ran ob at IND 35 for 28 yards (M.Adams).  
*PENALTY on KC-M.Schwartz, Offensive Holding, 10 yards, enforced at KC 37 - No Play.*
- 2-11-KC 27 (:59) (Shotgun) A.Smith pass incomplete short middle to J.Maclin [D.Butler].
- 3-11-KC 27 (:55) (Shotgun) A.Smith pass incomplete deep middle to J.Maclin (T.Green).
- 4-11-KC 27 (:51) D.Colquitt punts 44 yards to IND 29, Center-J.Winchester, fair catch by P.Dorsett.

**Indianapolis Colts at 0:42**

- 1-10-IND 29 (:42) (Shotgun) A.Luck pass short left intended for D.Moncrief INTERCEPTED by P.Gaines at IND 36. P.Gaines to IND 36 for no gain (D.Moncrief).  
Timeout #1 by IND at 00:38.

**Kansas City Chiefs at 0:38**

- 1-10-IND 36 (:38) (Shotgun) A.Smith pass short middle to S.Ware to IND 13 for 23 yards (E.Walden; M.Adams).  
Timeout #1 by KC at 00:28.
- 1-10-IND 13 (:28) (Shotgun) A.Smith pass incomplete short middle to J.Maclin.
- 2-10-IND 13 (:24) **(Shotgun) A.Smith pass short right to J.Maclin for 13 yards, TOUCHDOWN.**  
C.Santos extra point is GOOD, Center-J.Winchester, Holder-D.Colquitt.

P9

P10

<b>KC 17 IND 7, 3 plays, 36 yards, 0:19 drive, 14:41 elapsed</b>
--

C.Santos kicks 65 yards from KC 35 to end zone, Touchback.

**Indianapolis Colts at 0:19**

- 1-10-IND 25 (:19) A.Luck kneels to IND 24 for -1 yards.

**END OF QUARTER**

	Score	Time Poss	First Downs				Efficiencies	
			R	P	X	T	3 Down	4 Down
<b>Kansas City Chiefs</b>	17	7:26	0	5	0	5	2/5	0/0
<b>Indianapolis Colts</b>	7	7:34	2	4	0	6	1/3	0/0

## Third Quarter

10/30/2016

## Play By Play

IND elects to Receive, and KC elects to defend the North goal.

C.Santos kicks 65 yards from KC 35 to end zone, Touchback.

## Indianapolis Colts at 15:00

1-10-IND 25	(15:00) (Run formation) A.Luck pass short middle to D.Moncrief to IND 39 for 14 yards (E.Berry).	P9
<u>1-10-IND 39</u>	(14:28) (Run formation) F.Gore up the middle to IND 41 for 2 yards (R.Wilson).	
2-8-IND 41	(13:55) (Pass formation) F.Gore left guard to IND 42 for 1 yard (D.Poe; R.Parker).	
3-7-IND 42	(13:19) (Shotgun) A.Luck pass incomplete deep left to D.Moncrief.	
4-7-IND 42	(13:14) P.McAfee punts 49 yards to KC 9, Center-M.Overton. T.Hill to KC 25 for 16 yards (J.Doyle).	

## Kansas City Chiefs at 13:01

1-10-KC 25	(13:01) (Shotgun) C.West right tackle to KC 27 for 2 yards (A.Ayers).	
2-8-KC 27	(12:24) (Shotgun) A.Smith pass short left to T.Hill to KC 37 for 10 yards (E.Jackson). KC-P.Ehinger was injured during the play. He is Out.	P11
<u>1-10-KC 37</u>	(11:51) (Run formation) A.Smith scrambles right end to KC 45 for 8 yards (C.Geathers).	
2-2-KC 45	(11:10) (Shotgun) A.Smith left end to KC 46 for 1 yard (C.Geathers). KC-A.Smith was injured during the play. He is Out.	
3-1-KC 46	(10:54) (Shotgun) C.West up the middle to 50 for 4 yards (A.Ayers). Foles (KC #4) in at QB.	R12
<u>1-10-50</u>	(10:17) (Shotgun) N.Foles pass short right to C.West pushed ob at IND 48 for 2 yards (R.Melvin).	
2-8-IND 48	(9:37) (Shotgun) N.Foles pass short left to T.Kelce to IND 43 for 5 yards (P.Robinson).	
3-3-IND 43	(8:57) (Shotgun) C.West up the middle to IND 8 for 35 yards (D.Butler).	R13
	<i>PENALTY on KC-D.Thomas, Illegal Block Above the Waist, 10 yards, enforced at IND 25.</i>	
<u>1-10-IND 35</u>	(8:25) (Shotgun) N.Foles pass short right to T.Hill to IND 34 for 1 yard (R.Melvin).	
2-9-IND 34	<b>(7:41) (Shotgun) N.Foles pass deep left to T.Hill for 34 yards, TOUCHDOWN.</b>	P14
	C.Santos extra point is GOOD, Center-J.Winchester, Holder-D.Colquitt.	

<b>KC 24 IND 7, 10 plays, 75 yards, 5:27 drive, 7:26 elapsed</b>
--

C.Santos kicks 65 yards from KC 35 to end zone, Touchback.

## Indianapolis Colts at 7:34

1-10-IND 25	(7:34) (Run formation) A.Luck pass short left to J.Doyle to IND 45 for 20 yards (D.Johnson).	P10
<u>1-10-IND 45</u>	(6:55) (Shotgun) A.Luck scrambles up the middle to KC 48 for 7 yards (D.Sorensen).	
2-3-KC 48	(6:27) (No Huddle, Shotgun) F.Gore up the middle to KC 47 for 1 yard (D.Sorensen).	
3-2-KC 47	(5:46) (Shotgun) R.Turbin up the middle to KC 45 for 2 yards (T.Hali).	R11
<u>1-10-KC 45</u>	(5:25) (No Huddle) R.Turbin left end to KC 43 for 2 yards (D.Sorensen).	
	<i>PENALTY on KC, Defensive 12 On-field, 5 yards, enforced at KC 45 - No Play.</i>	
1-5-KC 40	(5:05) (Run formation) D.Moncrief left end to KC 41 for -1 yards (J.Howard).	
2-6-KC 41	(4:34) (Shotgun) A.Luck pass short middle to E.Swoope to KC 27 for 14 yards (R.Parker).	P12
	<i>Penalty on KC-S.Nelson, Defensive Holding, declined.</i>	
<u>1-10-KC 27</u>	(4:02) (Shotgun) A.Luck pass short right to P.Dorsett to KC 14 for 13 yards (D.Johnson).	P13
<u>1-10-KC 14</u>	(3:18) (Shotgun) A.Luck pass short left to T.Hilton to KC 8 for 6 yards (P.Gaines).	
	<i>PENALTY on KC-D.Ford, Defensive Offside, 5 yards, enforced at KC 14 - No Play.</i>	
1-5-KC 9	(2:52) (Shotgun) A.Luck pass incomplete short right to F.Gore [D.Poe].	
2-5-KC 9	(2:49) (Shotgun) F.Gore up the middle to KC 3 for 6 yards (D.Johnson).	R14
<u>1-3-KC 3</u>	<b>(2:12) (Shotgun) A.Luck pass short left to D.Moncrief for 3 yards, TOUCHDOWN.</b>	P15
	A.Vinatieri extra point is GOOD, Center-M.Overton, Holder-P.McAfee.	

<b>KC 24 IND 14, 10 plays, 75 yards, 2 penalties, 5:29 drive, 12:55 elapsed</b>
---

P.McAfee kicks 65 yards from IND 35 to end zone, Touchback.

## Kansas City Chiefs at 2:05

1-10-KC 25	(2:05) (Shotgun) C.West up the middle to KC 25 for no gain (D.Parry).	
2-10-KC 25	(1:27) (Pass formation) N.Foles pass deep left to C.Conley ran ob at IND 42 for 33 yards.	P15
<u>1-10-IND 42</u>	(:52) (Shotgun) C.West up the middle to IND 38 for 4 yards (D.Parry).	
2-6-IND 38	(:16) (Shotgun) N.Foles pass deep left to T.Kelce pushed ob at IND 1 for 37 yards (C.Geathers). Indianapolis challenged the pass completion ruling, and the play was REVERSED.	
	(Shotgun) N.Foles pass incomplete deep left to T.Kelce (C.Geathers).	
3-6-IND 38	(:08) (Shotgun) N.Foles sacked at IND 48 for -10 yards (E.Walden).	

Kansas City Chiefs vs Indianapolis Colts at Lucas Oil Stadium

END OF QUARTER

	Time	First Downs				Efficiencies		
Score	Poss	R	P	X	T	3 Down	4 Down	
Kansas City Chiefs	24	7:32	2	3	0	5	2/3	0/0
Indianapolis Colts	14	7:28	2	5	0	7	1/2	0/0

# Fourth Quarter

10/30/2016

## Play By Play

Kansas City Chiefs continued.

- 4-16-IND 48 (15:00) D.Colquitt punts 40 yards to IND 8, Center-J.Winchester. P.Dorsett MUFFS catch, and recovers at IND 7. P.Dorsett to IND 7 for no gain (D.Thomas).  
*PENALTY on KC, Illegal Formation, 5 yards, enforced at IND 48 - No Play.*
- 4-21-KC 47 (14:51) D.Colquitt punts 44 yards to IND 9, Center-J.Winchester. T.Hilton ran ob at IND 14 for 5 yards (D.Thomas).

### Indianapolis Colts at 14:42

- 1-10-IND 14 (14:42) (Shotgun) A.Luck pass incomplete deep left to E.Swoope.
- 2-10-IND 14 (14:37) (Shotgun) A.Luck sacked at IND 7 for -7 yards (C.Jones). IND-J.Reitz was injured during the play. He is Out.
- 3-17-IND 7 (14:05) (Shotgun) A.Luck scrambles up the middle to IND 20 for 13 yards (D.Johnson).
- 4-4-IND 20 (13:22) P.McAfee punts 58 yards to KC 22, Center-M.Overton. T.Hill pushed ob at 50 for 28 yards (J.Doyle).

### Kansas City Chiefs at 13:05

- 1-10-50 (13:05) (Shotgun) C.West right end to IND 43 for 7 yards (R.Mathis; R.Melvin).
- 2-3-IND 43 (12:25) (Shotgun) C.West left tackle to IND 41 for 2 yards (D.Jackson).  
Timeout #1 by KC at 11:44.
- 3-1-IND 41 (11:44) (Shotgun) N.Foles pass incomplete short middle to T.Kelce.  
*PENALTY on IND-P.Robinson, Defensive Holding, 5 yards, enforced at IND 41 - No Play.* X16
- 1-10-IND 36 (11:40) (Run formation) N.Foles pass short right to C.Conley to IND 19 for 17 yards (R.Melvin). P17
- 1-10-IND 19 (11:03) (Shotgun) N.Foles pass short left to J.Maclin pushed ob at IND 17 for 2 yards (M.Adams).
- 2-8-IND 17 (10:25) (Shotgun) N.Foles pass short right to T.Hill pushed ob at IND 13 for 4 yards (C.Geathers).
- 3-4-IND 13 (9:44) (Shotgun) N.Foles pass short right to D.Harris to IND 1 for 12 yards (R.Melvin). P18
- 1-1-IND 1 (8:57) (Run formation) J.Reid and D.Poe reported in as eligible. C.West up the middle to IND 4 for -3 yards (H.Ridgeway).
- 2-4-IND 4 (8:13) (Shotgun) N.Foles pass incomplete short right to C.West.
- 3-4-IND 4 (8:08) (Shotgun) N.Foles pass incomplete short right to C.Conley.
- 4-4-IND 4 (8:04) **C.Santos 22 yard field goal is GOOD, Center-J.Winchester, Holder-D.Colquitt.**

**KC 27 IND 14, 10 plays, 46 yards, 1 penalty, 5:05 drive, 7:00 elapsed**

C.Santos kicks 65 yards from KC 35 to end zone, Touchback.

### Indianapolis Colts at 8:00

- 1-10-IND 25 (8:00) (Shotgun) A.Luck pass incomplete short middle to T.Hilton (D.Nicolas).
- 2-10-IND 25 (7:55) (Shotgun) A.Luck scrambles left end ran ob at IND 26 for 1 yard (P.Gaines).
- 3-9-IND 26 (7:23) (Shotgun) A.Luck pass incomplete short right to T.Hilton.
- 4-9-IND 26 (7:17) P.McAfee punts 44 yards to KC 30, Center-M.Overton, fair catch by T.Hill.

### Kansas City Chiefs at 7:09

- 1-10-KC 30 (7:09) (Run formation) C.West right tackle to KC 32 for 2 yards (D.Jackson). KC-C.West was injured during the play. P19
- 2-8-KC 32 (6:27) (Shotgun) N.Foles pass short right to J.Maclin to IND 40 for 28 yards (R.Melvin).
- 1-10-IND 40 (5:39) (Shotgun) C.West right guard to IND 40 for no gain (L.Edwards).
- 2-10-IND 40 (4:54) (Pass formation) D.Thomas left tackle to IND 37 for 3 yards (D.Parry).  
Timeout #1 by IND at 04:48.
- 3-7-IND 37 (4:48) (Shotgun) N.Foles pass incomplete short right.  
*PENALTY on IND-D.Butler, Defensive Holding, 5 yards, enforced at IND 37 - No Play.* X20
- 1-10-IND 32 (4:39) (Run formation) C.West left end to IND 34 for -2 yards (R.Mathis).  
Timeout #2 by IND at 04:34.
- 2-12-IND 34 (4:34) (Run formation) D.Thomas left tackle to IND 35 for -1 yards (C.Geathers).  
Timeout #3 by IND at 04:27.
- 3-13-IND 35 (4:27) (Shotgun) C.West up the middle to IND 26 for 9 yards (C.Geathers).  
Timeout #2 by KC at 03:40.
- 4-4-IND 26 (3:40) **(Field Goal formation) C.Santos 44 yard field goal is GOOD, Center-J.Winchester, Holder-D.Colquitt.**

**KC 30 IND 14, 8 plays, 44 yards, 1 penalty, 3:34 drive, 11:25 elapsed**

C.Santos kicks 65 yards from KC 35 to end zone, Touchback.

### Indianapolis Colts at 3:35

- 1-10-IND 25 (3:35) (Shotgun) A.Luck pass short right to R.Turbin pushed ob at IND 36 for 11 yards (D.Johnson). P16
- 1-10-IND 36 (3:27) (Shotgun) A.Luck pass short right to P.Dorsett to IND 35 for -1 yards (D.Sorensen). FUMBLES (D.Sorensen), and recovers at IND 34. P.Dorsett to IND 34 for no gain (D.Sorensen).



**Kansas City Chiefs vs Indianapolis Colts at Lucas Oil Stadium**

- 2-12-IND 34 (2:57) (No Huddle, Shotgun) A.Luck sacked at IND 29 for -5 yards (D.Ford).
- 3-17-IND 29 (2:34) (No Huddle, Shotgun) A.Luck pass short middle to R.Turbin to IND 38 for 9 yards (D.Johnson).
- 4-8-IND 38 (2:08) (No Huddle, Shotgun) A.Luck scrambles up the middle to KC 45 for 17 yards (S.Nelson).

R17

Two-Minute Warning

- 1-10-KC 45 (1:58) (Shotgun) A.Luck pass deep left to D.Moncrief for 45 yards, TOUCHDOWN NULLIFIED by Penalty [R.Nunez-Roches].  
*PENALTY on IND-D.Good, Offensive Holding, 10 yards, enforced at KC 45 - No Play.*
- 1-20-IND 45 (1:51) (Shotgun) A.Luck pass incomplete deep right to T.Hilton (M.Peters).
- 2-20-IND 45 (1:45) (Shotgun) A.Luck pass incomplete to D.Street (P.Gaines).
- 3-20-IND 45 (1:37) (Shotgun) A.Luck pass deep middle to T.Hilton to KC 35 for 20 yards (S.Nelson).
- 1-10-KC 35 (1:13) (No Huddle, Shotgun) A.Luck pass short right to R.Turbin to KC 30 for 5 yards (D.Sorensen) [J.Howard].
- 2-5-KC 30 (:51) (No Huddle, Shotgun) A.Luck sacked at KC 35 for -5 yards (F.Zombo).
- 3-10-KC 35 (:25) (No Huddle, Shotgun) A.Luck sacked at KC 40 for -5 yards (D.Ford).  
The Replay Official reviewed the too many players on field ruling, and the play was Upheld. The ruling on the field was confirmed.
- 4-15-KC 40 (:07) (Shotgun) A.Luck pass incomplete short left to D.Street (S.Nelson). IND-P.Dorsett was injured during the play.

P18

**Kansas City Chiefs at 0:02**

- 1-10-KC 40 (:02) N.Foles kneels to KC 39 for -1 yards.

**END OF QUARTER**

	Score	Time Poss	First Downs				Efficiencies	
			R	P	X	T	3 Down	4 Down
<b>Kansas City Chiefs</b>	<b>30</b>	<b>8:59</b>	<b>0</b>	<b>3</b>	<b>2</b>	<b>5</b>	<b>1/3</b>	<b>0/0</b>
<b>Indianapolis Colts</b>	<b>14</b>	<b>6:01</b>	<b>1</b>	<b>2</b>	<b>0</b>	<b>3</b>	<b>1/5</b>	<b>1/2</b>

# Miscellaneous Statistics Report

Kansas City Chiefs vs Indianapolis Colts  
10/30/2016 at Lucas Oil Stadium

## Ten Longest Plays for Kansas City Chiefs

Yards	Qtr	Play Start	Play Description
49	1	1-10-KC 20	(1:26) (Run formation) N.Foles pass deep middle to T.Hill to IND 31 for 49 yards (T.Green).
34	3	2-9-IND 34	(7:41) (Shotgun) N.Foles pass deep left to T.Hill for 34 yards, TOUCHDOWN.
33	3	2-10-KC 25	(1:27) (Pass formation) N.Foles pass deep left to C.Conley ran ob at IND 42 for 33 yards.
28	4	2-8-KC 32	(6:27) (Shotgun) N.Foles pass short right to J.Maclin to IND 40 for 28 yards (R.Melvin).
23	2	1-10-IND 36	(:38) (Shotgun) A.Smith pass short middle to S.Ware to IND 13 for 23 yards (E.Walden; M.Adams).
21	2	3-4-KC 24	(3:14) (Shotgun) A.Smith pass short left to T.Kelce to KC 45 for 21 yards (D.Butler).
19	1	3-10-KC 25	(14:50) (Shotgun) A.Smith pass short middle to T.Kelce to KC 44 for 19 yards (C.Geathers; T.Green).
17	4	1-10-IND 36	(11:40) (Run formation) N.Foles pass short right to C.Conley to IND 19 for 17 yards (R.Melvin).
16	1	1-10-IND 23	(6:54) (Shotgun) N.Foles pass short left to T.Kelce pushed ob at IND 7 for 16 yards (M.Adams). IND-M.Adams was injured during the play. His return is Questionable.
15	1	3-3-IND 37	(12:25) (Run formation) A.Smith pass short right to T.Kelce to IND 22 for 15 yards (T.Green).

## Ten Longest Plays for Indianapolis Colts

Yards	Qtr	Play Start	Play Description
20	3	1-10-IND 25	(7:34) (Run formation) A.Luck pass short left to J.Doyle to IND 45 for 20 yards (D.Johnson).
20	4	3-20-IND 45	(1:37) (Shotgun) A.Luck pass deep middle to T.Hilton to KC 35 for 20 yards (S.Nelson).
18	2	2-10-KC 18	(10:16) (Run formation) A.Luck pass short middle to F.Gore for 18 yards, TOUCHDOWN.
17	4	4-8-IND 38	(2:08) (No Huddle, Shotgun) A.Luck scrambles up the middle to KC 45 for 17 yards (S.Nelson).
16	2	2-8-50	(11:45) (Shotgun) A.Luck pass short right to E.Swoope to KC 34 for 16 yards (D.Ford; D.Johnson).
16	2	1-10-KC 34	(10:59) (Shotgun) A.Luck pass short middle to J.Doyle to KC 18 for 16 yards (R.Parker) [F.Zombo].
15	2	1-10-IND 6	(2:05) (Shotgun) A.Luck pass short middle to D.Moncrief to IND 21 for 15 yards (P.Gaines).
14	3	1-10-IND 25	(15:00) (Run formation) A.Luck pass short middle to D.Moncrief to IND 39 for 14 yards (E.Berry).
14	3	2-6-KC 41	(4:34) (Shotgun) A.Luck pass short middle to E.Swoope to KC 27 for 14 yards (R.Parker).
13	3	1-10-KC 27	(4:02) (Shotgun) A.Luck pass short right to P.Dorsett to KC 14 for 13 yards (D.Johnson).

## Touchdown Scoring Information

		Offense	Defense	Special Teams
<b>VISITOR</b>	Kansas City Chiefs	3	0	0
<b>HOME</b>	Indianapolis Colts	2	0	0

## Player Scoring Information

Club	Player	TD	Rush TD	Rec TD	KO TD	Punt TD	Int TD	Fum TD	Misc TD	FG	XP	2Pt Rush	2Pt Rec	Sfty	Points
KC	C.Santos	0	0	0	0	0	0	0	0	3	3	0	0	0	12
KC	J.Maclin	0	0	1	0	0	0	0	0	0	0	0	0	0	6
KC	T.Hill	0	0	1	0	0	0	0	0	0	0	0	0	0	6
KC	T.Kelce	0	0	1	0	0	0	0	0	0	0	0	0	0	6
IND	F.Gore	0	0	1	0	0	0	0	0	0	0	0	0	0	6
IND	D.Moncrief	0	0	1	0	0	0	0	0	0	0	0	0	0	6
IND	A.Vinatieri	0	0	0	0	0	0	0	0	0	2	0	0	0	2

## Possession Detail

	First Half		Second Half		Game	
	Visitor	Home	Visitor	Home	Visitor	Home
Largest Lead	10	0	17	0	17	0
Drives Leading	7	0	5	0	12	0
Time of Possession Leading	12:25	0:00	16:31	0:00	28:56	0:00
Largest Deficit	0	-10	0	-17	0	-17
Drives Trailing	0	8	0	5	0	13
Time of Possession Trailing	0:00	12:55	0:00	13:29	0:00	26:24
Times Score Tied Up		0		0		0
Lead Changes		1		0		1

# Playtime Percentage

*Percent of playtime per player on offense, defense and special teams*

Kansas City Chiefs						Indianapolis Colts					
		Offense	Defense	Special Teams				Offense	Defense	Special Teams	
M Morse	C	74 100%		7	22%	D Good	T	66 100%		2	6%
L Duvernay-Tardif	G	74 100%		7	22%	J Haeg	T	66 100%		2	6%
E Fisher	T	74 100%		7	22%	R Kelly	C	66 100%			
M Schwartz	T	74 100%		3	9%	A Luck	QB	66 100%			
T Kelce	TE	67 91%				A Castonzo	T	66 100%			
J Maclin	WR	65 88%				D Moncrief	WR	59 89%			
C Conley	WR	54 73%				P Dorsett	WR	56 85%		2	6%
N Foles	QB	45 61%				T Hilton	WR	54 82%		3	9%
P Ehinger	G	42 57%		4	12%	J Doyle	TE	52 79%		10	31%
C West	RB	42 57%		1	3%	J Reitz	T	49 74%		2	6%
D Harris	TE	36 49%		24	75%	F Gore	RB	32 48%			
Z Fulton	G	33 45%		7	22%	R Turbin	RB	29 44%		12	38%
A Smith	QB	29 39%				E Swoope	TE	28 42%		15	47%
S Ware	FB	26 35%				J Harrison	C	17 26%		2	6%
T Hill	WR	21 28%		13	41%	D Street	WR	14 21%			
A Wilson	WR	20 27%		19	59%	J Ferguson	RB	5 8%		14	44%
J O'Shaughnessy	TE	14 19%		23	72%	C Coffman	TE	1 2%		7	22%
D Thomas	WR	12 16%		8	25%	C Geathers	FS		74 100%	11	34%
A Sherman	FB	10 14%		29	91%	P Robinson	CB		69 93%	11	34%
D Poe	NT	1 1%	54 82%	2	6%	D Jackson	LB		67 91%	7	22%
J Reid	T	1 1%		7	22%	M Adams	SS		65 88%	6	19%
S Nelson	CB		66 100%	8	25%	E Walden	LB		55 74%	7	22%
D Johnson	LB		66 100%			D Parry	NT		52 70%	7	22%
E Berry	SS		66 100%			A Jones	DT		52 70%	1	3%
M Peters	CB		66 100%			R Melvin	CB		49 66%	6	19%
R Parker	FS		66 100%			E Jackson	LB		46 62%	19	59%
D Ford	LB		62 94%			R Mathis	LB		39 53%		
P Gaines	CB		54 82%	2	6%	A Ayers	LB		38 51%	7	22%
D Sorensen	SS		47 71%	25	78%	H Ridgeway	DT		37 50%	8	25%
J Howard	DE		44 67%	2	6%	D Butler	CB		37 50%		
T Hali	LB		44 67%			T Green	FS		31 42%	16	50%
C Jones	DE		28 42%	2	6%	Z Kerr	DT		24 32%	2	6%
R Wilson	LB		18 27%	2	6%	V Davis	CB		24 32%		
F Zombo	LB		16 24%	11	34%	T McGill	NT		22 30%	16	50%
D Nicolas	LB		10 15%	7	22%	L Edwards	DE		17 23%	9	28%
R Nunez-Roches	NT		9 14%	2	6%	A Morrison	LB		6 8%	20	62%
E Murray	FS		5 8%	25	78%	J McNary	LB		5 7%	27	84%
K Reyes	DE		3 5%			M Farley	FS		4 5%	29	91%
D Alexander	LB			25	78%	C Carter	LB		1 1%	23	72%
D Robinson	WR			21	66%	J Todman	RB			20	62%
K Acker	CB			17	53%	P McAfee	P			12	38%
C Santos	K			14	44%	M Overton	LS			9	28%
D Colquitt	P			13	41%	T Smith	WR			3	9%
J Winchester	LS			13	41%	A Blythe	C			2	6%
T Mitchell	CB			2	6%						

# Week 8

## National Football League Game Summary

NFL Copyright © 2016 by The National Football League. All rights reserved. This summary and play-by-play is for the express purpose of assisting media in their coverage of the game; any other use of this material is prohibited without the written permission of the National Football League. Updated: 10/28/2016

Date: Thursday, 10/27/2016 **Jacksonville Jaguars at Tennessee Titans**  
Start Time: 7:26 PM Central  
at Nissan Stadium, Nashville, TN

### Game Day Weather

Game Weather: Clear Temp: 71° F (21.7° C) Humidity: 78%, Wind: NNW 3 mph  
 Played Outdoors on Turf: Grass Outdoor Weather: Clear,

### Officials

Referee: Hussey, John (35)	Umpire: Michalek, Tony (115)	Head Linesman: Mackie, Wayne (106)
Line Judge: Marinucci, Ron (107)	Side Judge: Baynes, Allen (56)	Field Judge: Buchanan, Jimmy (86)
Back Judge: Ferguson, Keith (61)	Replay Official: Wimmer, Mike ( )	

### Lineups

Jacksonville Jaguars				Tennessee Titans			
Offense		Defense		Offense		Defense	
WR 15	A.Robinson	LEO 91	Y.Ngakoue	WR 18	R.Matthews	DE 90	D.Jones
TE 80	J.Thomas	DT 90	M.Jackson	TE 82	D.Walker	NT 96	A.Woods
LT 68	K.Beachum	DT 95	A.Jones	LT 77	T.Lewan	DT 99	J.Casey
LG 77	P.Omameh	DE 93	T.Alualu	LG 62	B.Schwenke	OLB 91	D.Morgan
C 65	B.Linder	WLB 50	T.Smith	C 60	B.Jones	ILB 59	W.Woodyard
RG 60	A.Cann	MLB 51	P.Posluszny	RG 64	J.Kline	ILB 54	A.Williamson
RT 78	J.Parnell	OTTO 44	M.Jack	RT 78	J.Conklin	OLB 98	B.Orakpo
TE 89	M.Lewis	LCB 22	A.Colvin	TE 80	A.Fasano	CB 23	B.McCain
WR 88	A.Hurns	FS 39	T.Gipson	QB 8	M.Mariota	SS 21	D.Searcy
QB 5	B.Bortles	SS 37	J.Cyprien	TE 89	P.Supernaw	FS 24	D.Stafford
RB 24	T.Yeldon	RCB 20	J.Ramsey	RB 29	D.Murray	CB 30	J.McCourty

### Substitutions

K 2 J.Myers, P 3 B.Nortman, WR 11 M.Lee, RB 16 D.Robinson, WR 17 A.Benn, CB 21 P.Amukamara, FS 25 P.Thompson, CB 31 D.House, RB 33 C.Ivory, LS 46 C.Tinker, S 47 J.Wilson, LB 52 H.Pullard, LB 55 D.Skuta, DE 56 D.Fowler, LB 59 A.Brown, G 64 C.Reed, G 69 T.Shatley, WR 81 B.Walters, TE 83 B.Koyack, DT 92 S.Day, DT 94 R.Ash, DE 98 C.Smith, DT 99 S.Marks

### Substitutions

K 4 R.Succop, P 6 B.Kern, WR 13 K.Wright, QB 16 M.Cassel, WR 19 T.Sharpe, RB 22 D.Henry, RB 26 A.Andrews, CB 28 C.Riggs, S 31 K.Byard, CB 35 C.Riley, CB 36 L.Sims, FB 45 J.Fowler, CB 47 A.Blake, LS 48 B.Brinkley, LB 50 N.Palmer, OLB 51 D.Bass, OLB 52 A.Wallace, LB 55 S.Spence, G/T 71 D.Kelly, G 79 S.Tretola, WR 81 A.Johnson, WR 87 M.Mariani, DE 95 A.Blackson, DL 97 K.Klug

### Did Not Play

QB 7 C.Henne

### Did Not Play

### Not Active

QB 10 B.Allen, WR 13 R.Greene, CB 29 J.Johnson, RB 30 C.Grant, DL 75 J.Odrick, OL 79 B.Harris, TE 87 N.Sterling

### Not Active

CB 20 P.Cox, S 25 R.Johnson, G 67 Q.Spain, WR 83 H.Douglas, TE 88 J.Amaro, OLB 93 K.Dodd, DL 94 Au.Johnson

Field Goals (made ( ) & missed)

		R.Succop	(32) (22) (33)				
		1	2	3	4	OT	Total
VISITOR:	Jacksonville Jaguars	0	0	8	14	0	22
HOME:	Tennessee Titans	3	24	6	3	0	36

### Scoring Plays

Team	Qtr	Time	Play Description (Extra Point) (Drive Info)	Visitor	Home
Titans	1	3:31	R.Succop 32 yd. Field Goal (10-54, 5:34)	0	3
Titans	2	14:53	K.Wright 36 yd. pass from M.Mariota (R.Succop kick) (4-66, 1:59)	0	10
Titans	2	10:36	D.Henry 6 yd. run (R.Succop kick) (8-69, 3:25)	0	17
Titans	2	7:09	D.Murray 14 yd. run (R.Succop kick) (4-62, 1:43)	0	24
Titans	2	0:00	R.Succop 22 yd. Field Goal (12-90, 3:13)	0	27
Jaguars	3	11:05	J.Thomas 10 yd. pass from B.Bortles (B.Bortles run) (11-75, 3:55)	8	27
Titans	3	6:53	R.Matthews 4 yd. pass from M.Mariota (kick failed, wl) (7-75, 4:12)	8	33
Titans	4	12:32	R.Succop 33 yd. Field Goal (9-20, 5:10)	8	36
Jaguars	4	3:11	A.Hurns 5 yd. pass from B.Bortles (J.Myers kick) (7-58, 2:08)	15	36

# Week 8

## National Football League Game Summary

NFL Copyright © 2016 by The National Football League. All rights reserved. This summary and play-by-play is for the express purpose of assisting media in their coverage of the game; any other use of this material is prohibited without the written permission of the National Football League. Updated: 10/28/2016

---

Jaguars 4 0:01 B.Walters 7 yd. pass from B.Bortles (J.Myers kick) (12-91, 2:32)  
Paid Attendance: 61,619

22 36  
Time: 3:08

Jacksonville Jaguars vs Tennessee Titans  
10/27/2016 at Nissan Stadium

# Final Individual Statistics

## Jacksonville Jaguars

## Tennessee Titans

RUSHING						RUSHING					
	ATT	YDS	AVG	LG	TD		ATT	YDS	AVG	LG	TD
B.Bortles	4	22	5.5	12	0	D.Murray	21	123	5.9	22	1
T.Yeldon	3	20	6.7	12	0	D.Henry	16	60	3.8	15	1
C.Ivory	4	6	1.5	4	0	K.Wright	1	15	15.0	15	0
						M.Mariota	3	11	3.7	7	0
						D.Walker	1	3	3.0	3	0
						M.Cassel	1	2	2.0	2	0
Total	11	48	4.4	12	0	Total	43	214	5.0	22	2

PASSING									PASSING								
	ATT	CMP	YDS	SK/YD	TD	LG	IN	RT		ATT	CMP	YDS	SK/YD	TD	LG	IN	RT
B.Bortles	54	33	337	2/15	3	31	0	97.5	M.Mariota	22	18	270	0/0	2	47	0	148.1
									M.Cassel	1	1	10	0/0	0	10	0	108.3
Total	54	33	337	2/15	3	31	0	97.5	Total	23	19	280	0/0	2	47	0	146.4

PASS RECEIVING							PASS RECEIVING						
	TAR	REC	YDS	AVG	LG	TD		TAR	REC	YDS	AVG	LG	TD
A.Hurns	11	7	98	14.0	31	1	K.Wright	5	4	84	21.0	36	1
A.Robinson	15	6	70	11.7	21	0	D.Walker	5	4	75	18.8	47	0
B.Koyack	5	5	41	8.2	14	0	R.Matthews	4	4	38	9.5	16	1
T.Yeldon	4	4	36	9.0	12	0	D.Henry	5	4	37	9.3	15	0
M.Lewis	6	4	23	5.8	9	0	P.Superdaw	1	1	30	30.0	30	0
J.Thomas	6	3	28	9.3	10	1	T.Sharpe	1	1	11	11.0	11	0
B.Walters	2	2	14	7.0	7	1	D.Murray	2	1	5	5.0	5	0
M.Lee	3	1	21	21.0	21	0							
C.Ivory	1	1	6	6.0	6	0							
A.Benn	1	0	0	0.0	0	0							
Total	54	33	337	10.2	31	3	Total	23	19	280	14.7	47	2

INTERCEPTIONS						INTERCEPTIONS					
	NO	YDS	AVG	LG	TD		NO	YDS	AVG	LG	TD
Total	0	0	0	0	0	Total	0	0	0	0	0

PUNTING								PUNTING							
	NO	YDS	AVG	NET	TB	IN20	LG		NO	YDS	AVG	NET	TB	IN20	LG
B.Nortman	6	275	45.8	41.0	1	1	60	B.Kern	4	155	38.8	38.8	0	2	44
Total	6	275	45.8	41.0	1	1	60	Total	4	155	38.8	38.8	0	2	44

PUNT RETURNS							PUNT RETURNS						
	NO	YDS	AVG	FC	LG	TD		NO	YDS	AVG	FC	LG	TD
B.Walters	1	0	0.0	1	0	0	M.Mariani	1	9	9.0	1	9	0
M.Lee	1	0	0.0	0	0	0	[DOWNED]	3	0	0.0	0	0	0
[DOWNED]	1	0	0.0	0	0	0	[TOUCHBACK]	1	0	0.0	0	0	0
Total	2	0	0.0	1	0	0	Total	1	9	9.0	1	9	0

KICKOFF RETURNS							KICKOFF RETURNS						
	NO	YDS	AVG	FC	LG	TD		NO	YDS	AVG	FC	LG	TD
M.Lee	2	45	22.5	0	25	0	K.Wright	1	4	4.0	0	4	0
[TOUCHBACK]	5	0	0.0	0	0	0	[TOUCHBACK]	2	0	0.0	0	0	0
Total	2	45	22.5	0	25	0	Total	1	4	4.0	0	4	0

### Jacksonville Jaguars

FUMBLES											
	FUM	LOST	OWN-REC	YDS	TD	FORCED	OPP-REC	YDS	TD	OUT-BDS	
C.Ivory	1	0	1	0	0	0	0	0	0	0	
M.Lee	1	1	0	0	0	0	0	0	0	0	
Total	2	1	1	0	0	0	0	0	0	0	

### Tennessee Titans

FUMBLES											
	FUM	LOST	OWN-REC	YDS	TD	FORCED	OPP-REC	YDS	TD	OUT-BDS	
M.Mariota	1	0	0	-12	0	0	0	0	0	0	
B.Schwenke	0	0	1	0	0	0	0	0	0	0	
L.Sims	0	0	0	0	0	0	1	0	0	0	
Total	1	0	1	-12	0	0	1	0	0	0	



**Jacksonville Jaguars vs Tennessee Titans**  
**10/27/2016 at Nissan Stadium**

# Final Team Statistics

	<b>Visitor Jaguars</b>	<b>Home Titans</b>
TOTAL FIRST DOWNS	27	25
By Rushing	3	11
By Passing	22	12
By Penalty	2	2
THIRD DOWN EFFICIENCY	6-13-46%	9-15-60%
FOURTH DOWN EFFICIENCY	0-1-0%	0-0-0%
TOTAL NET YARDS	370	494
Total Offensive Plays (inc. times thrown passing)	67	66
Average gain per offensive play	5.5	7.5
NET YARDS RUSHING	48	214
Total Rushing Plays	11	43
Average gain per rushing play	4.4	5.0
Tackles for a loss-number and yards	2-3	4-11
NET YARDS PASSING	322	280
Times thrown - yards lost attempting to pass	2-15	0-0
Gross yards passing	337	280
PASS ATTEMPTS-COMPLETIONS-HAD INTERCEPTED	54-33-0	23-19-0
Avg gain per pass play (inc.# thrown passing)	5.8	12.2
KICKOFFS Number-In End Zone-Touchbacks	4-2-2	7-6-5
PUNTS Number and Average	6-45.8	4-38.8
Had Blocked	0	0
FGs - PATs Had Blocked	0-0	0-0
Net Punting Average	41.0	38.8
TOTAL RETURN YARDAGE (Not Including Kickoffs)	0	9
No. and Yards Punt Returns	2-0	1-9
No. and Yards Kickoff Returns	2-45	1-4
No. and Yards Interception Returns	0-0	0-0
PENALTIES Number and Yards	7-75	7-54
FUMBLES Number and Lost	2-1	1-0
TOUCHDOWNS	3	4
Rushing	0	2
Passing	3	2
EXTRA POINTS Made-Attempts	3-3	3-4
Kicking Made-Attempts	2-2	3-4
Rushing Made-Attempts	1-1	0-0
FIELD GOALS Made-Attempts	0-0	3-3
RED ZONE EFFICIENCY	3-4-75%	3-6-50%
GOAL TO GO EFFICIENCY	3-3-100%	1-3-33%
SAFETIES	0	0
FINAL SCORE	22	36
TIME OF POSSESSION	25:35	34:25

Jacksonville Jaguars vs Tennessee Titans  
10/27/2016 at Nissan Stadium

# Ball Possession And Drive Chart

## Jacksonville Jaguars

#	Time Recd	Time Lost	Time Poss	How Ball Obtained	Drive Began	# Play	Yds Gain	Yds Pen	Net Yds	1st Down	Last Scrm	How Given Up
1	11:21	9:05	2:16	Punt	JAX 14	5	12	-5	7	1	JAX 21	Punt
2	3:31	1:52	1:39	Kickoff	JAX 24	3	7	0	7	0	JAX 31	Punt
3	14:53	14:01	0:52	Kickoff	JAX 25	3	4	0	4	0	JAX 29	Punt
4	10:36	8:52	1:44	Kickoff	JAX 25	3	6	0	6	0	JAX 31	Punt
5	7:09	3:13	3:56	Kickoff	JAX 25	8	31	0	31	2	TEN 44	Punt
6	15:00	11:05	3:55	Kickoff	JAX 25	11	75	0	75	6	* TEN 10	Touchdown
7	6:53	4:50	2:03	Kickoff	JAX 25	4	25	-10	15	1	JAX 40	Punt
8	12:32	8:02	4:30	Kickoff	JAX 28	11	66	-10	56	5	* TEN 16	Downs
9	5:19	3:11	2:08	Punt	JAX 42	7	53	5	58	5	* TEN 5	Touchdown
10	2:33	0:01	2:32	Punt	JAX 9	12	91	0	91	7	* TEN 7	Touchdown

(242) Average JAX 24

## Tennessee Titans

#	Time Recd	Time Lost	Time Poss	How Ball Obtained	Drive Began	# Play	Yds Gain	Yds Pen	Net Yds	1st Down	Last Scrm	How Given Up
1	15:00	11:21	3:39	Kickoff	TEN 25	5	22	-5	17	1	TEN 42	Punt
2	9:05	3:31	5:34	Punt	TEN 32	10	44	10	54	3	* JAX 14	Field Goal
3	1:52	14:53	1:59	Punt	TEN 34	4	66	0	66	2	JAX 36	Touchdown
4	14:01	10:36	3:25	Punt	TEN 31	8	54	15	69	5	* JAX 6	Touchdown
5	8:52	7:09	1:43	Punt	TEN 38	4	62	0	62	3	* JAX 14	Touchdown
6	3:13	0:00	3:13	Punt	TEN 6	12	94	-4	90	6	* JAX 4	Field Goal
7	11:05	6:53	4:12	Kickoff	TEN 25	7	75	0	75	3	* JAX 4	Touchdown
8	4:50	2:42	2:08	Punt	TEN 20	4	17	-15	2	0	TEN 22	Punt
9	2:42	12:32	5:10	Muffed Punt	JAX 35	9	35	-15	20	2	* JAX 15	Field Goal
10	8:02	5:19	2:43	Downs	TEN 16	3	8	0	8	0	TEN 24	Punt
11	3:11	2:33	0:38	Kickoff	JAX 47	3	5	0	5	0	JAX 42	Punt
12	0:01	0:00	0:01	Kickoff		0	0	0	0	0		End of Game

(345) Average TEN 31

### \* inside opponent's 20

Time of Possession by Quarter		1st	2nd	3rd	4th	OT	Total
<b>Visitor</b>	Jacksonville Jaguars	3:55	6:32	5:58	9:10		25:35
<b>Home</b>	Tennessee Titans	11:05	8:28	9:02	5:50		34:25
<b>Kickoff Drive No.-Start Average</b>		Jaguars: 7 - JAX 25			Titans: 2 - TEN 25		

Jacksonville Jaguars vs Tennessee Titans  
10/27/2016 at Nissan Stadium

# Final Defensive Statistics

Jacksonville Jaguars	Regular Defensive Plays											Special Teams					Misc			
	TKL	AST	COMB	SK	/ YDS	TFL	Q	IN	PD	FF	FR	TKL	AST	FF	FR	BL	TKL	AST	FF	FR
T.Smith	10	5	15	0	0	0	0	0	0	0	0	0	0	0	0	0	0	0	0	0
J.Cyprien	4	8	12	0	0	0	0	0	0	0	0	0	0	0	0	0	0	0	0	0
P.Posluszny	6	4	10	0	0	0	0	0	0	0	0	0	0	0	0	0	0	0	0	0
J.Ramsey	4	4	8	0	0	0	0	0	0	0	0	0	0	0	0	0	0	0	0	0
P.Amukamara	4	0	4	0	0	0	0	0	0	0	0	0	0	0	0	0	0	0	0	0
R.Ash	1	3	4	0	0	0	0	0	0	0	0	0	0	0	0	0	0	0	0	0
D.Skuta	2	1	3	0	0	0	0	0	0	0	0	0	0	0	0	0	0	0	0	0
T.Gipson	2	1	3	0	0	0	0	0	0	0	0	0	0	0	0	0	0	0	0	0
A.Jones	2	1	3	0	0	0	0	0	0	0	0	0	0	0	0	0	0	0	0	0
T.Alualu	1	2	3	0	0	1	0	0	0	0	0	0	0	0	0	0	0	0	0	0
S.Marks	1	2	3	0	0	1	0	0	0	0	0	0	0	0	0	0	0	0	0	0
C.Smith	2	0	2	0	0	0	0	0	0	0	0	0	0	0	0	0	0	0	0	0
A.Colvin	1	1	2	0	0	0	0	0	0	0	0	0	0	0	0	0	0	0	0	0
D.Fowler	0	2	2	0	0	0	0	0	0	0	0	0	0	0	0	0	0	0	0	0
S.Day	1	0	1	0	0	1	0	0	0	0	0	0	0	0	0	0	0	0	0	0
Y.Ngakoue	0	0	0	0	0	0	1	0	0	0	0	0	0	0	0	0	0	0	0	0
J.Wilson	0	0	0	0	0	0	0	0	0	0	0	0	1	0	0	0	0	0	0	0
H.Pullard	0	0	0	0	0	0	0	0	0	0	0	0	1	0	0	0	0	0	0	0
C.Ivory	0	0	0	0	0	0	0	0	0	0	0	0	0	0	0	0	0	0	0	1
<b>Total</b>	<b>41</b>	<b>34</b>	<b>75</b>	<b>0</b>	<b>0</b>	<b>3</b>	<b>1</b>	<b>0</b>	<b>0</b>	<b>0</b>	<b>0</b>	<b>0</b>	<b>2</b>	<b>0</b>	<b>0</b>	<b>0</b>	<b>0</b>	<b>0</b>	<b>0</b>	<b>1</b>

TKL = Tackle AST = Assist COMB = Combined QH=QB Hit IN = Interception PD = Pass Defense FF = Forced Fumble FR = Fumble Recovery

Tennessee Titans	Regular Defensive Plays											Special Teams					Misc			
	TKL	AST	COMB	SK	/ YDS	TFL	QH	IN	PD	FF	FR	TKL	AST	FF	FR	BL	TKL	AST	FF	FR
J.McCourtney	8	3	11	0	0	0	0	0	2	0	0	0	0	0	0	0	0	0	0	0
A.Blake	6	1	7	0	0	0	0	0	1	0	0	0	0	0	0	0	0	0	0	0
A.Williamson	5	2	7	1	9	1	1	0	0	0	0	0	0	0	0	0	0	0	0	0
K.Byard	4	1	5	0	0	2	0	0	0	0	0	0	1	0	0	0	0	0	0	0
D.Stafford	2	3	5	0	0	0	0	0	0	0	0	0	0	0	0	0	0	0	0	0
S.Spence	1	2	3	0	0	0	0	0	1	0	0	0	1	0	0	0	0	0	0	0
B.McCain	1	2	3	0	0	0	0	0	1	0	0	0	0	0	0	0	0	0	0	0
D.Searcy	2	0	2	0	0	0	0	0	0	0	0	0	0	0	0	0	0	0	0	0
W.Woodyard	1	1	2	0	0	0	0	0	0	0	0	0	0	0	0	0	0	0	0	0
D.Bass	1	1	2	0	0	0	0	0	0	0	0	0	0	0	0	0	0	0	0	0
D.Morgan	1	0	1	1	6	1	1	0	0	0	0	0	0	0	0	0	0	0	0	0
A.Blackson	1	0	1	0	0	0	0	0	1	0	0	0	0	0	0	0	0	0	0	0
J.Casey	0	1	1	0	0	0	1	0	0	0	0	0	0	0	0	0	0	0	0	0
D.Jones	0	1	1	0	0	0	0	0	0	0	0	0	0	0	0	0	0	0	0	0
L.Sims	0	0	0	0	0	0	0	0	0	0	0	0	1	0	1	0	0	0	0	0
N.Palmer	0	0	0	0	0	0	0	0	0	0	0	0	1	0	0	0	0	0	0	0
B.Schwenke	0	0	0	0	0	0	0	0	0	0	0	0	0	0	0	0	0	0	0	1
<b>Total</b>	<b>33</b>	<b>18</b>	<b>51</b>	<b>2</b>	<b>15</b>	<b>4</b>	<b>3</b>	<b>0</b>	<b>6</b>	<b>0</b>	<b>0</b>	<b>0</b>	<b>4</b>	<b>0</b>	<b>1</b>	<b>0</b>	<b>0</b>	<b>0</b>	<b>0</b>	<b>1</b>





# First Quarter

10/27/2016

## Play By Play

TEN wins toss, elects to Receive, and JAX elects to defend the North goal.

J.Myers kicks 65 yards from JAX 35 to end zone, Touchback.

Tennessee Titans at 15:00

- 1-10-TEN 25 (15:00) D.Murray left tackle to TEN 28 for 3 yards (T.Smith).
- 2-7-TEN 28 (14:38) (No Huddle) M.Mariota pass deep left to D.Walker to TEN 46 for 18 yards (T.Smith). P1
- 1-10-TEN 46 (13:57) D.Murray right end to TEN 48 for 2 yards (T.Smith).
- 2-8-TEN 48 (13:16) M.Mariota FUMBLES (Aborted) at TEN 41, recovered by TEN-B.Schwenke at TEN 36. B.Schwenke to TEN 36 for no gain (T.Alualu).
- 3-20-TEN 36 (12:25) (Shotgun) PENALTY on TEN-M.Mariota, Delay of Game, 5 yards, enforced at TEN 36 - No Play.
- 3-25-TEN 31 (12:04) (Shotgun) M.Mariota pass short left to D.Henry to TEN 42 for 11 yards (T.Smith).
- 4-14-TEN 42 (11:29) (Punt formation) B.Kern punts 44 yards to JAX 14, Center-B.Brinkley, fair catch by B.Walters.

Jacksonville Jaguars at 11:21

- 1-10-JAX 14 (11:21) T.Yeldon left tackle to JAX 16 for 2 yards (A.Williamson).
- 2-8-JAX 16 (10:44) (Shotgun) B.Bortles pass short right to A.Hurns to JAX 25 for 9 yards (S.Spence). P1
- 1-10-JAX 25 (10:11) B.Bortles pass incomplete short left to A.Hurns [J.Casey].
- 2-10-JAX 25 (10:06) C.Ivory left tackle to JAX 26 for 1 yard (A.Williamson).
- 3-9-JAX 26 (9:22) (Shotgun) B.Bortles pass incomplete short right to A.Robinson.
- 4-9-JAX 26 (9:17) (Punt formation) PENALTY on JAX-C.Tinker, False Start, 5 yards, enforced at JAX 26 - No Play.
- 4-14-JAX 21 (9:17) (Punt formation) B.Nortman punts 56 yards to TEN 23, Center-C.Tinker. M.Mariani to TEN 32 for 9 yards (J.Wilson; H.Pullard).

Tennessee Titans at 9:05

- 1-10-TEN 32 (9:05) (Shotgun) M.Mariota pass incomplete short right to P.Superdaw. X2  
PENALTY on JAX-J.Ramsey, Unnecessary Roughness, 15 yards, enforced at TEN 32 - No Play.
- 1-10-TEN 47 (8:59) PENALTY on TEN-P.Superdaw, False Start, 5 yards, enforced at TEN 47 - No Play.
- 1-15-TEN 42 (8:59) D.Murray left guard to TEN 45 for 3 yards (T.Smith; D.Fowler).
- 2-12-TEN 45 (8:20) (Shotgun) M.Mariota pass short left to D.Walker to JAX 49 for 6 yards (P.Amukamara).
- 3-6-JAX 49 (7:44) (Shotgun) M.Mariota scrambles left end pushed ob at JAX 42 for 7 yards (T.Smith). R3
- 1-10-JAX 42 (7:08) D.Murray left guard to JAX 39 for 3 yards (D.Skuta; J.Cyprien).
- 2-7-JAX 39 (6:30) D.Murray left tackle to JAX 36 for 3 yards (R.Ash; P.Posluszny).
- 3-4-JAX 36 (5:49) (Shotgun) M.Mariota pass short left to R.Matthews to JAX 20 for 16 yards (J.Ramsey). P4
- 1-10-JAX 20 (5:06) D.Murray left guard to JAX 19 for 1 yard (J.Cyprien).
- 2-9-JAX 19 (4:25) (Shotgun) M.Mariota pass incomplete short right to D.Murray.
- 3-9-JAX 19 (4:21) (Shotgun) M.Mariota pass short right to D.Murray to JAX 14 for 5 yards (J.Cyprien; J.Ramsey).
- 4-4-JAX 14 (3:35) (Field Goal formation) R.Succop 32 yard field goal is GOOD, Center-B.Brinkley, Holder-B.Kern.

JAX 0 TEN 3, 10 plays, 54 yards, 1 penalty, 5:34 drive, 11:29 elapsed

R.Succop kicks 66 yards from TEN 35 to JAX -1. M.Lee to JAX 24 for 25 yards (L.Sims; N.Palmer).

Jacksonville Jaguars at 3:31, (1st play from scrimmage 3:24)

- 1-10-JAX 24 (3:24) (Shotgun) B.Bortles pass short left to J.Thomas to JAX 33 for 9 yards (J.McCourty).
- 2-1-JAX 33 (2:47) C.Ivory right guard to JAX 31 for -2 yards. FUMBLES, and recovers at JAX 31. C.Ivory to JAX 31 for no gain (K.Byard).
- 3-3-JAX 31 (2:06) (Shotgun) B.Bortles pass incomplete short middle to A.Robinson.
- 4-3-JAX 31 (2:02) (Punt formation) B.Nortman punts 35 yards to TEN 34, Center-C.Tinker, downed by JAX-M.Jack.

Tennessee Titans at 1:52

- 1-10-TEN 34 (1:52) D.Murray right tackle to TEN 34 for no gain (C.Smith).
- 2-10-TEN 34 (1:12) M.Mariota pass short left to R.Matthews to TEN 42 for 8 yards (A.Colvin).
- 3-2-TEN 42 (:33) (Shotgun) D.Murray left end pushed ob at JAX 36 for 22 yards (P.Posluszny). R5

END OF QUARTER

	Score	Time Poss	First Downs				Efficiencies	
			R	P	X	T	3 Down	4 Down
Jacksonville Jaguars	0	3:55	0	1	0	1	0/2	0/0
Tennessee Titans	3	11:05	2	2	1	5	3/5	0/0



## Play By Play

## Second Quarter

10/27/2016

Tennessee Titans continued.

1-10-JAX 36 (15:00) M.Mariota pass deep right to K.Wright for 36 yards, TOUCHDOWN.  
R.Succop extra point is GOOD, Center-B.Brinkley, Holder-B.Kern.

P6

JAX 0 TEN 10, 4 plays, 66 yards, 1:59 drive, 0:07 elapsed
---

R.Succop kicks 65 yards from TEN 35 to end zone, Touchback.

Jacksonville Jaguars at 14:53

1-10-JAX 25 (14:53) (Shotgun) C.Ivory right tackle to JAX 29 for 4 yards (J.Casey; W.Woodyard).  
2-6-JAX 29 (14:15) B.Bortles pass incomplete short middle to J.Thomas.  
3-6-JAX 29 (14:12) (Shotgun) B.Bortles pass incomplete short right to A.Robinson.  
4-6-JAX 29 (14:07) (Punt formation) B.Nortman punts 40 yards to TEN 31, Center-C.Tinker, fair catch by M.Mariani.

Tennessee Titans at 14:01

1-10-TEN 31 (14:01) (Shotgun) Direct snap to D.Murray. D.Murray left end to TEN 42 for 11 yards (P.Posluszny).  
1-10-TEN 42 (13:22) D.Henry right end pushed ob at JAX 47 for 11 yards (J.Ramsey).  
1-10-JAX 47 (13:09) D.Henry up the middle to JAX 45 for 2 yards (D.Skuta).  
2-8-JAX 45 (12:34) D.Henry up the middle to JAX 45 for no gain (T.Smith).  
3-8-JAX 45 (11:51) (Shotgun) M.Mariota pass short left to K.Wright to JAX 30 for 15 yards (T.Gipson).  
PENALTY on JAX-D.Fowler, Unnecessary Roughness, 15 yards, enforced at JAX 30.  
1-10-JAX 15 (11:24) M.Mariota pass incomplete short right to D.Henry.  
2-10-JAX 15 (11:19) D.Henry right guard to JAX 6 for 9 yards (J.Ramsey).  
3-1-JAX 6 (10:41) D.Henry right end for 6 yards, TOUCHDOWN.  
R.Succop extra point is GOOD, Center-B.Brinkley, Holder-B.Kern.

R7

R8

P9

X10

R11

JAX 0 TEN 17, 8 plays, 69 yards, 1 penalty, 3:25 drive, 4:24 elapsed
--

R.Succop kicks 65 yards from TEN 35 to end zone, Touchback.

Jacksonville Jaguars at 10:36

1-10-JAX 25 (10:36) B.Bortles pass short left to T.Yeldon to JAX 27 for 2 yards.  
2-8-JAX 27 (9:50) (Shotgun) B.Bortles pass short left to A.Robinson to JAX 31 for 4 yards (J.McCourty; S.Spence).  
3-4-JAX 31 (9:07) (Shotgun) B.Bortles pass incomplete short left to A.Robinson.  
4-4-JAX 31 (9:04) (Punt formation) B.Nortman punts 46 yards to TEN 23, Center-C.Tinker, downed by JAX-A.Benn.  
PENALTY on JAX-A.Benn, Interference with Opportunity to Catch, 15 yards, enforced at TEN 23.

Tennessee Titans at 8:52

1-10-TEN 38 (8:52) (Shotgun) D.Walker right end pushed ob at TEN 41 for 3 yards (T.Smith).  
2-7-TEN 41 (8:19) (Shotgun) K.Wright left end pushed ob at JAX 44 for 15 yards (T.Gipson).  
1-10-JAX 44 (7:39) M.Mariota pass short right to P.Supernaw for 44 yards, TOUCHDOWN.  
The Replay Official reviewed the runner was in bounds ruling, and the play was REVERSED.  
M.Mariota pass short right to P.Supernaw ran ob at JAX 14 for 30 yards (J.Ramsey).  
1-10-JAX 14 (7:18) D.Murray left end for 14 yards, TOUCHDOWN.  
R.Succop extra point is GOOD, Center-B.Brinkley, Holder-B.Kern.

R12

P13

R14

JAX 0 TEN 24, 4 plays, 62 yards, 1:43 drive, 7:51 elapsed
---

R.Succop kicks 65 yards from TEN 35 to end zone, Touchback.

Jacksonville Jaguars at 7:09

1-10-JAX 25 (7:09) (Shotgun) B.Bortles pass incomplete deep right to A.Robinson.  
2-10-JAX 25 (7:04) (Shotgun) B.Bortles pass short right to M.Lee pushed ob at JAX 46 for 21 yards (A.Blake).  
1-10-JAX 46 (6:30) (Shotgun) B.Bortles pass incomplete short right to J.Thomas (A.Blackson).  
2-10-JAX 46 (6:27) (Shotgun) B.Bortles pass short middle to J.Thomas to TEN 45 for 9 yards (W.Woodyard).  
3-1-TEN 45 (5:55) (No Huddle, Shotgun) B.Bortles pass short left to A.Robinson to TEN 39 for 6 yards (J.McCourty).  
Timeout #1 by JAX at 05:15.  
1-10-TEN 39 (5:15) (Shotgun) B.Bortles right end to TEN 39 for no gain (D.Bass).  
2-10-TEN 39 (4:41) (Shotgun) B.Bortles pass short middle to M.Lewis to TEN 35 for 4 yards (D.Stafford).  
Timeout #1 by TEN at 04:07.  
3-6-TEN 35 (4:07) (Shotgun) B.Bortles sacked at TEN 44 for -9 yards (A.Williamson).  
4-15-TEN 44 (3:25) (Punt formation) B.Nortman punts 38 yards to TEN 6, Center-C.Tinker, downed by JAX-D.Robinson.

P2

P3

Jacksonville Jaguars vs Tennessee Titans at Nissan Stadium

Tennessee Titans at 3:13

- 1-10-TEN 6 (3:13) D.Murray left guard to TEN 9 for 3 yards (P.Posluszny; A.Jones).
- 2-7-TEN 9 (2:35) PENALTY on TEN-T.Lewan, False Start, 4 yards, enforced at TEN 9 - No Play.
- 2-11-TEN 5 (2:13) D.Murray right end to TEN 3 for -2 yards (J.Ramsey; J.Cyprien).

Two-Minute Warning

- 3-13-TEN 3 (1:59) D.Murray left end ran ob at TEN 22 for 19 yards (P.Amukamara). R15
- 1-10-TEN 22 (1:53) (Shotgun) M.Mariota pass short middle to D.Walker to TEN 26 for 4 yards (T.Smith).
- 2-6-TEN 26 (1:35) (No Huddle, Shotgun) M.Mariota pass short left to K.Wright to TEN 49 for 23 yards (P.Posluszny). P16
- 1-10-TEN 49 (1:15) (No Huddle, Shotgun) M.Mariota pass short right to D.Henry to 50 for 1 yard (S.Marks; T.Smith).
- 2-9-50 (:54) (No Huddle, Shotgun) M.Mariota pass short middle to D.Henry to JAX 40 for 10 yards (C.Smith). P17
- PENALTY on TEN-M.Mariota, Illegal Forward Pass, 5 yards, enforced at JAX 41.
- The Replay Official reviewed the illegal forward pass ruling, and the play was REVERSED.
- (No Huddle, Shotgun) M.Mariota pass short middle to D.Henry to JAX 40 for 10 yards (C.Smith).
- Timeout #2 by TEN at 00:46. TEN took a Timeout to avoid a 10 second runoff.
- 1-10-JAX 40 (:46) (Shotgun) M.Mariota pass incomplete short right to D.Walker [Y.Ngakoue].
- 2-10-JAX 40 (:40) (Shotgun) M.Mariota pass short middle to R.Matthews to JAX 30 for 10 yards (J.Cyprien). P18
- 1-10-JAX 30 (:19) (No Huddle, Shotgun) M.Mariota pass short left to T.Sharpe pushed ob at JAX 19 for 11 yards (P.Amukamara). P19
- 1-10-JAX 19 (:15) (Shotgun) M.Mariota pass short left to D.Henry to JAX 4 for 15 yards (A.Colvin; J.Cyprien). P20
- Timeout #3 by TEN at 00:04.
- 1-4-JAX 4 (:04) (Field Goal formation) R.Succop 22 yard field goal is GOOD, Center-B.Brinkley, Holder-B.Kern.

JAX 0 TEN 27, 12 plays, 90 yards, 3:13 drive, 15:00 elapsed

END OF QUARTER

	Score	Time Poss	First Downs				Efficiencies	
			R	P	X	T	3 Down	4 Down
Jacksonville Jaguars	0	6:32	0	2	0	2	1/4	0/0
Tennessee Titans	27	8:28	6	8	1	15	3/3	0/0

## Third Quarter

10/27/2016

## Play By Play

JAX elects to Receive, and TEN elects to defend the North goal.

R.Succop kicks 65 yards from TEN 35 to end zone, Touchback.

Jacksonville Jaguars at 15:00

1-10-JAX 25	(15:00) (Shotgun) B.Bortles pass short left to T.Yeldon pushed ob at JAX 37 for 12 yards (K.Byard).	P4
<u>1-10-JAX 37</u>	(14:32) (Shotgun) B.Bortles pass incomplete short middle to A.Hurns.	
2-10-JAX 37	(14:29) (Shotgun) B.Bortles pass incomplete short left to M.Lee.	
3-10-JAX 37	(14:25) (Shotgun) B.Bortles scrambles left end pushed ob at JAX 48 for 11 yards (J.McCourty).	R5
<u>1-10-JAX 48</u>	(13:56) (Shotgun) T.Yeldon right guard to TEN 46 for 6 yards (A.Williamson).	
2-4-TEN 46	(13:26) (Shotgun) B.Bortles pass short left to A.Hurns to TEN 36 for 10 yards (J.McCourty).	P6
<u>1-10-TEN 36</u>	(12:56) (Shotgun) B.Bortles pass short middle to T.Yeldon to TEN 24 for 12 yards (B.McCain; A.Williamson).	P7
<u>1-10-TEN 24</u>	(12:24) (No Huddle, Shotgun) B.Bortles pass incomplete short right to A.Robinson.	
2-10-TEN 24	(12:20) (Shotgun) B.Bortles pass short middle to C.Ivory to TEN 18 for 6 yards (D.Stafford).	
3-4-TEN 18	(11:45) (No Huddle, Shotgun) B.Bortles pass short left to A.Hurns to TEN 10 for 8 yards (D.Stafford; J.McCourty).	P8
<u>1-10-TEN 10</u>	(11:10) (No Huddle, Shotgun) B.Bortles pass short middle to J.Thomas for 10 yards, TOUCHDOWN.	P9
	(Pass formation) TWO-POINT CONVERSION ATTEMPT. B.Bortles rushes up the middle. ATTEMPT SUCCEEDS.	

JAX 8 TEN 27, 11 plays, 75 yards, 3:55 drive, 3:55 elapsed

J.Myers kicks 65 yards from JAX 35 to end zone, Touchback.

Tennessee Titans at 11:05

1-10-TEN 25	(11:05) D.Murray left guard to TEN 28 for 3 yards (P.Posluszny; J.Cyprien).	
2-7-TEN 28	(10:23) D.Murray left end to TEN 28 for no gain (J.Cyprien).	
3-7-TEN 28	(9:42) (Shotgun) M.Mariota pass deep right to D.Walker pushed ob at JAX 25 for 47 yards (P.Posluszny).	P21
<u>1-10-JAX 25</u>	(9:05) D.Murray right end to JAX 7 for 18 yards (T.Smith; T.Gipson).	R22
<u>1-7-JAX 7</u>	(8:20) D.Murray right end to JAX 8 for -1 yards (J.Ramsey; J.Cyprien).	
2-8-JAX 8	(7:41) (Shotgun) D.Murray up the middle to JAX 4 for 4 yards (D.Fowler; T.Alualu).	
3-4-JAX 4	(6:58) (Shotgun) M.Mariota pass short left to R.Matthews for 4 yards, TOUCHDOWN.	P23
	R.Succop extra point is No Good, Wide Left, Center-B.Brinkley, Holder-B.Kern.	

JAX 8 TEN 33, 7 plays, 75 yards, 4:12 drive, 8:07 elapsed

R.Succop kicks 65 yards from TEN 35 to end zone, Touchback.

Jacksonville Jaguars at 6:53

1-10-JAX 25	(6:53) (Shotgun) B.Bortles pass short middle to A.Hurns pushed ob at TEN 44 for 31 yards (B.McCain).	P10
<u>1-10-TEN 44</u>	(6:13) (No Huddle, Shotgun) B.Bortles pass incomplete short right to J.Thomas.	
2-10-TEN 44	(6:10) (No Huddle, Shotgun) B.Bortles pass short middle to J.Thomas to TEN 31 for 13 yards (A.Williamson).	
	PENALTY on JAX-A.Cann, Offensive Holding, 10 yards, enforced at TEN 44 - No Play.	
2-20-JAX 46	(5:43) (Shotgun) B.Bortles pass incomplete short right to M.Lewis.	
	Penalty on JAX-P.Omameh, Ineligible Downfield Pass, declined.	
3-20-JAX 46	(5:37) (Shotgun) B.Bortles sacked at JAX 40 for -6 yards (D.Morgan).	
4-26-JAX 40	(4:59) (Punt formation) B.Nortman punts 60 yards to end zone, Center-C.Tinker, Touchback.	

Tennessee Titans at 4:50

1-10-TEN 20	(4:50) D.Murray right tackle to TEN 24 for 4 yards (T.Smith).	
2-6-TEN 24	(4:09) D.Murray right tackle to TEN 47 for 23 yards (T.Smith; J.Ramsey).	
	PENALTY on TEN-D.Murray, Face Mask (15 Yards), 15 yards, enforced at TEN 40.	
2-5-TEN 25	(3:43) D.Murray left end to TEN 22 for -3 yards (S.Marks).	
3-8-TEN 22	(2:57) (Shotgun) M.Mariota pass incomplete short right to K.Wright.	
4-8-TEN 22	(2:54) (Punt formation) B.Kern punts 44 yards to JAX 34, Center-B.Brinkley. M.Lee MUFFS catch, RECOVERED by TEN-L.Sims at JAX 35.	

Tennessee Titans at 2:42

1-10-JAX 35	(2:42) D.Henry left guard to JAX 33 for 2 yards (P.Posluszny).	
2-8-JAX 33	(1:55) D.Henry right end to JAX 18 for 15 yards (J.Cyprien).	R24
<u>1-10-JAX 18</u>	(1:12) D.Henry right tackle to JAX 12 for 6 yards (D.Skuta).	
2-4-JAX 12	(:10) D.Henry up the middle to JAX 9 for 3 yards (P.Posluszny).	

Jacksonville Jaguars vs Tennessee Titans at Nissan Stadium

END OF QUARTER

	Score	Time Poss	First Downs				Efficiencies	
			R	P	X	T	3 Down	4 Down
Jacksonville Jaguars	8	5:58	1	6	0	7	2/3	0/0
Tennessee Titans	33	9:02	2	2	0	4	2/3	0/0

## Fourth Quarter

10/27/2016

## Play By Play

Tennessee Titans continued.

3-1-JAX 9	(15:00) D.Henry up the middle to JAX 7 for 2 yards (A.Jones).	R25
<u>1-7-JAX 7</u>	(14:19) D.Henry left tackle to JAX 6 for 1 yard (A.Jones).	
2-6-JAX 6	(13:41) D.Henry right tackle to JAX 4 for 2 yards (T.Alualu; T.Smith).	
	PENALTY on TEN-T.Lewan, Unnecessary Roughness, 15 yards, enforced at JAX 4.	
3-19-JAX 19	(13:12) (Shotgun) M.Mariota scrambles right end pushed ob at JAX 15 for 4 yards (T.Smith).	
4-15-JAX 15	(12:37) (Field Goal formation) R.Succop 33 yard field goal is GOOD, Center-B.Brinkley, Holder-B.Kern.	

JAX 8 TEN 36, 9 plays, 20 yards, 5:10 drive, 2:28 elapsed

R.Succop kicks 57 yards from TEN 35 to JAX 8. M.Lee ran ob at JAX 28 for 20 yards.

Jacksonville Jaguars at 12:32, (1st play from scrimmage 12:28)

1-10-JAX 28	(12:28) (Shotgun) T.Yeldon right guard to JAX 31 for 3 yards (S.Spence; W.Woodyard).	
	PENALTY on JAX-B.Linder, Offensive Holding, 10 yards, enforced at JAX 28 - No Play.	
1-20-JAX 18	(12:09) (Shotgun) B.Bortles pass incomplete short left to A.Hurns (B.McCain).	
2-20-JAX 18	(12:03) (Shotgun) B.Bortles pass incomplete short middle to A.Hurns.	
	PENALTY on TEN-W.Woodyard, Defensive Pass Interference, 5 yards, enforced at JAX 18 - No Play.	X11
<u>1-10-JAX 23</u>	(11:57) (No Huddle, Shotgun) B.Bortles pass short left to M.Lewis to JAX 32 for 9 yards (B.McCain; S.Spence).	
2-1-JAX 32	(11:27) (No Huddle, Shotgun) PENALTY on JAX-B.Linder, False Start, 5 yards, enforced at JAX 32 - No Play.	
2-6-JAX 27	(11:08) (Shotgun) B.Bortles pass short left to A.Robinson to JAX 36 for 9 yards (J.McCourty).	P12
<u>1-10-JAX 36</u>	(10:43) (No Huddle, Shotgun) B.Bortles pass incomplete deep left to A.Robinson.	
2-10-JAX 36	(10:36) B.Bortles pass short left to A.Hurns pushed ob at JAX 49 for 13 yards (J.McCourty).	P13
<u>1-10-JAX 49</u>	(10:04) (No Huddle, Shotgun) T.Yeldon up the middle to TEN 39 for 12 yards (D.Searcy).	R14
<u>1-10-TEN 39</u>	(9:26) (No Huddle, Shotgun) B.Bortles pass short left to A.Robinson pushed ob at TEN 22 for 17 yards (K.Byard).	P15
<u>1-10-TEN 22</u>	(8:52) (No Huddle, Shotgun) B.Bortles pass incomplete short middle to M.Lewis (S.Spence).	
2-10-TEN 22	(8:48) (Shotgun) B.Bortles pass short middle to M.Lewis to TEN 16 for 6 yards (D.Bass; D.Jones).	
3-4-TEN 16	(8:10) (No Huddle, Shotgun) B.Bortles pass incomplete short left to A.Robinson (J.McCourty).	
4-4-TEN 16	(8:07) (Shotgun) B.Bortles pass incomplete short left to A.Hurns.	

Tennessee Titans at 8:02

1-10-TEN 16	(8:02) D.Henry up the middle to TEN 20 for 4 yards (R.Ash; J.Cyprien).	
2-6-TEN 20	(7:15) D.Henry up the middle to TEN 22 for 2 yards (J.Cyprien; R.Ash).	
3-4-TEN 22	(6:33) (Shotgun) M.Cassel scrambles up the middle to TEN 24 for 2 yards (S.Marks; P.Posluszny).	
4-2-TEN 24	(5:29) (Punt formation) B.Kern punts 34 yards to JAX 42, Center-B.Brinkley. B.Walters to JAX 42 for no gain (K.Byard; S.Spence).	

Jacksonville Jaguars at 5:19

1-10-JAX 42	(5:19) (Shotgun) B.Bortles pass incomplete short right to M.Lee (A.Blake).	
	PENALTY on TEN-A.Blake, Defensive Holding, 5 yards, enforced at JAX 42 - No Play.	X16
<u>1-10-JAX 47</u>	(5:14) (Shotgun) C.Ivory up the middle to 50 for 3 yards (A.Blackson).	
2-7-50	(4:49) (No Huddle, Shotgun) B.Bortles scrambles up the middle to TEN 38 for 12 yards (A.Blake).	R17
<u>1-10-TEN 38</u>	(4:23) (No Huddle, Shotgun) B.Bortles pass short left to A.Robinson to TEN 25 for 13 yards (J.McCourty).	P18
<u>1-10-TEN 25</u>	(3:57) (No Huddle, Shotgun) B.Bortles pass deep left to A.Robinson pushed ob at TEN 4 for 21 yards (J.McCourty; K.Byard).	P19
<u>1-4-TEN 4</u>	(3:51) (No Huddle, Shotgun) B.Bortles pass incomplete short left to A.Robinson (J.McCourty).	
2-4-TEN 4	(3:46) (Shotgun) B.Bortles left end to TEN 5 for -1 yards (K.Byard).	
3-5-TEN 5	(3:16) (No Huddle, Shotgun) B.Bortles pass short middle to A.Hurns for 5 yards, TOUCHDOWN.	P20
	J.Myers extra point is GOOD, Center-C.Tinker, Holder-B.Nortman.	

JAX 15 TEN 36, 7 plays, 58 yards, 1 penalty, 2:08 drive, 11:49 elapsed

(Onside Kick formation) J.Myers kicks onside 12 yards from JAX 35 to JAX 47. M.Mariani (didn't try to advance) to JAX 47 for no gain.

Tennessee Titans at 3:11, (1st play from scrimmage 3:09)

1-10-JAX 47	(3:09) D.Henry up the middle to JAX 47 for no gain (R.Ash).	
	Timeout #1 by JAX at 03:03.	
2-10-JAX 47	(3:03) D.Henry left guard to TEN 48 for -5 yards (S.Day).	
	Timeout #2 by JAX at 02:58.	
3-15-TEN 48	(2:58) (Shotgun) M.Cassel pass short left to K.Wright to JAX 42 for 10 yards (P.Amukamara).	

Jacksonville Jaguars vs Tennessee Titans at Nissan Stadium

Timeout #3 by JAX at 02:46.

4-5-JAX 42 (2:46) (Punt formation) B.Kern punts 33 yards to JAX 9, Center-B.Brinkley, downed by TEN.

Jacksonville Jaguars at 2:33

1-10-JAX 9 (2:33) (Shotgun) B.Bortles pass short right to B.Koyack to JAX 16 for 7 yards (D.Stafford; A.Blake).

2-3-JAX 16 (2:12) (No Huddle, Shotgun) B.Bortles pass short right to B.Koyack to JAX 25 for 9 yards (A.Blake). P21

Two-Minute Warning

1-10-JAX 25 (2:00) (Shotgun) B.Bortles pass incomplete short middle to M.Lee.

2-10-JAX 25 (1:54) (Shotgun) B.Bortles pass short right to B.Koyack pushed ob at JAX 33 for 8 yards (A.Blake).

3-2-JAX 33 (1:48) (Shotgun) B.Bortles pass short right to B.Koyack pushed ob at JAX 36 for 3 yards (A.Blake). P22

1-10-JAX 36 (1:39) (No Huddle, Shotgun) B.Bortles pass short middle to B.Koyack to 50 for 14 yards (A.Williamson). P23

1-10-50 (1:16) (No Huddle, Shotgun) B.Bortles pass deep right to A.Hurns to TEN 28 for 22 yards (D.Searcy). P24

1-10-TEN 28 (:48) (No Huddle, Shotgun) B.Bortles pass short middle to T.Yeldon to TEN 18 for 10 yards (D.Stafford; A.Williamson). P25

1-10-TEN 18 (:22) (No Huddle, Shotgun) B.Bortles pass incomplete deep right to A.Benn (A.Blake).

2-10-TEN 18 (:16) (No Huddle, Shotgun) B.Bortles pass short left to B.Walters pushed ob at TEN 11 for 7 yards (J.McCourty).

3-3-TEN 11 (:12) (No Huddle, Shotgun) B.Bortles pass short right to M.Lewis pushed ob at TEN 7 for 4 yards (A.Blake). P26

1-7-TEN 7 (:05) (No Huddle, Shotgun) B.Bortles pass short middle to B.Walters for 7 yards, TOUCHDOWN. P27

J.Myers extra point is GOOD, Center-C.Tinker, Holder-B.Nortman.

JAX 22 TEN 36, 12 plays, 91 yards, 2:32 drive, 14:59 elapsed
--

J.Myers kicks 54 yards from JAX 35 to TEN 11. K.Wright to TEN 15 for 4 yards.

END OF QUARTER

	Score	Time Poss	First Downs				Efficiencies	
			R	P	X	T	3 Down	4 Down
Jacksonville Jaguars	22	9:10	2	13	2	17	3/4	0/1
Tennessee Titans	36	5:50	1	0	0	1	1/4	0/0



# Miscellaneous Statistics Report

Jacksonville Jaguars vs Tennessee Titans  
10/27/2016 at Nissan Stadium

## Ten Longest Plays for Jacksonville Jaguars

Yards	Qtr	Play Start	Play Description
31	3	1-10-JAX 25	(6:53) (Shotgun) B.Bortles pass short middle to A.Hurns pushed ob at TEN 44 for 31 yards (B.McCain).
22	4	1-10-50	(1:16) (No Huddle, Shotgun) B.Bortles pass deep right to A.Hurns to TEN 28 for 22 yards (D.Searcy).
21	2	2-10-JAX 25	(7:04) (Shotgun) B.Bortles pass short right to M.Lee pushed ob at JAX 46 for 21 yards (A.Blake).
21	4	1-10-TEN 25	(3:57) (No Huddle, Shotgun) B.Bortles pass deep left to A.Robinson pushed ob at TEN 4 for 21 yards (J.McCourty; K.Byard).
17	4	1-10-TEN 39	(9:26) (No Huddle, Shotgun) B.Bortles pass short left to A.Robinson pushed ob at TEN 22 for 17 yards (K.Byard).
14	4	1-10-JAX 36	(1:39) (No Huddle, Shotgun) B.Bortles pass short middle to B.Koyack to 50 for 14 yards (A.Williamson).
13	4	2-10-JAX 36	(10:36) B.Bortles pass short left to A.Hurns pushed ob at JAX 49 for 13 yards (J.McCourty).
13	4	1-10-TEN 38	(4:23) (No Huddle, Shotgun) B.Bortles pass short left to A.Robinson to TEN 25 for 13 yards (J.McCourty).
12	3	1-10-JAX 25	(15:00) (Shotgun) B.Bortles pass short left to T.Yeldon pushed ob at JAX 37 for 12 yards (K.Byard).
12	3	1-10-TEN 36	(12:56) (Shotgun) B.Bortles pass short middle to T.Yeldon to TEN 24 for 12 yards (B.McCain; A.Williamson).

## Ten Longest Plays for Tennessee Titans

Yards	Qtr	Play Start	Play Description
47	3	3-7-TEN 28	(9:42) (Shotgun) M.Mariota pass deep right to D.Walker pushed ob at JAX 25 for 47 yards (P.Posluszny).
36	2	1-10-JAX 36	(15:00) M.Mariota pass deep right to K.Wright for 36 yards, TOUCHDOWN.
30	2	3-8-JAX 45	(11:51) (Shotgun) M.Mariota pass short left to K.Wright to JAX 30 for 15 yards (T.Gipson).
30	2	1-10-JAX 44	(7:39) M.Mariota pass short right to P.Superaw for 44 yards, TOUCHDOWN.
23	2	2-6-TEN 26	(1:35) (No Huddle, Shotgun) M.Mariota pass short left to K.Wright to TEN 49 for 23 yards (P.Posluszny).
22	1	3-2-TEN 42	(:33) (Shotgun) D.Murray left end pushed ob at JAX 36 for 22 yards (P.Posluszny).
19	2	3-13-TEN 3	(1:59) D.Murray left end ran ob at TEN 22 for 19 yards (P.Amukamara).
18	1	2-7-TEN 28	(14:38) (No Huddle) M.Mariota pass deep left to D.Walker to TEN 46 for 18 yards (T.Smith).
18	3	1-10-JAX 25	(9:05) D.Murray right end to JAX 7 for 18 yards (T.Smith; T.Gipson).
16	1	3-4-JAX 36	(5:49) (Shotgun) M.Mariota pass short left to R.Matthews to JAX 20 for 16 yards (J.Ramsey).

## Touchdown Scoring Information

		Offense	Defense	Special Teams
<b>VISITOR</b>	Jacksonville Jaguars	3	0	0
<b>HOME</b>	Tennessee Titans	4	0	0

## Player Scoring Information

Club	Player	TD	Rush TD	Rec TD	KO TD	Punt TD	Int TD	Fum TD	Misc TD	FG	XP	2Pt Rush	2Pt Rec	Sfty	Points
JAX	A.Hurns	0	0	1	0	0	0	0	0	0	0	0	0	0	6
JAX	J.Thomas	0	0	1	0	0	0	0	0	0	0	0	0	0	6
JAX	B.Walters	0	0	1	0	0	0	0	0	0	0	0	0	0	6
JAX	J.Myers	0	0	0	0	0	0	0	0	0	2	0	0	0	2
JAX	B.Bortles	0	0	0	0	0	0	0	0	0	0	1	0	0	2
TEN	R.Succop	0	0	0	0	0	0	0	0	3	3	0	0	0	12
TEN	D.Murray	0	1	0	0	0	0	0	0	0	0	0	0	0	6
TEN	D.Henry	0	1	0	0	0	0	0	0	0	0	0	0	0	6
TEN	K.Wright	0	0	1	0	0	0	0	0	0	0	0	0	0	6
TEN	R.Matthews	0	0	1	0	0	0	0	0	0	0	0	0	0	6

## Possession Detail

	First Half		Second Half		Game	
	Visitor	Home	Visitor	Home	Visitor	Home
Largest Lead	0	27	0	28	0	28
Drives Leading	0	4	0	6	0	10
Time of Possession Leading	0:00	10:20	0:00	14:52	0:00	25:12
Largest Deficit	-27	0	-28	0	-28	0
Drives Trailing	4	0	5	0	9	0
Time of Possession Trailing	8:11	0:00	15:08	0:00	23:19	0:00
Times Score Tied Up		0		0		0
Lead Changes		1		0		1

# Playtime Percentage

*Percent of playtime per player on offense, defense and special teams*

Jacksonville Jaguars					Tennessee Titans				
		Offense	Defense	Special Teams			Offense	Defense	Special Teams
J Parnell	T	72 100%		2 7%	J Kline	G	67 100%		7 23%
A Cann	G	72 100%		2 7%	B Schwenke	C	67 100%		7 23%
P Oameh	G	72 100%		2 7%	J Conklin	T	67 100%		6 20%
K Beachum	T	72 100%		2 7%	B Jones	C	64 96%		1 3%
B Bortles	QB	72 100%			T Lewan	T	63 94%		
B Linder	G	72 100%			M Mariota	QB	60 90%		
A Robinson	WR	68 94%			R Matthews	WR	58 87%		
A Hurns	WR	61 85%			D Walker	TE	42 63%		
M Lee	WR	58 81%		8 27%	A Fasano	TE	41 61%		8 27%
T Yeldon	RB	41 57%			D Murray	RB	39 58%		
M Lewis	TE	36 50%		2 7%	T Sharpe	WR	37 55%		
J Thomas	TE	34 47%			P Supernaw	TE	33 49%		16 53%
C Ivory	RB	29 40%			D Henry	RB	32 48%		
B Walters	WR	14 19%		3 10%	K Wright	WR	26 39%		2 7%
B Koyack	TE	10 14%		20 67%	J Fowler	FB	13 19%		4 13%
A Benn	WR	9 12%		21 70%	A Johnson	WR	11 16%		2 7%
J Cyprien	SS		67 100%	10 33%	D Kelly	T	7 10%		7 23%
T Gipson	FS		67 100%		M Cassel	QB	6 9%		
J Ramsey	CB		66 99%	12 40%	S Tretola	G	3 4%		
T Smith	LB		64 96%	9 30%	M Mariani	WR	1 1%		10 33%
P Posluszny	LB		64 96%	7 23%	J McCourty	CB		72 100%	2 7%
P Amukamara	CB		46 69%	3 10%	B McCain	CB		72 100%	1 3%
T Alualu	DE		45 67%	6 20%	A Blake	CB		65 90%	21 70%
A Colvin	CB		44 66%	4 13%	K Byard	FS		64 89%	23 77%
Y Ngakoué	DE		44 66%		D Stafford	SS		56 78%	5 17%
M Jackson	DT		43 64%	3 10%	A Williamson	LB		55 76%	2 7%
S Marks	DT		36 54%	7 23%	D Searcy	SS		48 67%	11 37%
A Jones	DT		32 48%	9 30%	J Casey	DT		44 61%	1 3%
D Skuta	LB		23 34%	21 70%	B Orakpo	LB		42 58%	
M Jack	LB		22 33%	20 67%	D Morgan	LB		39 54%	
D Fowler	DE		21 31%		D Jones	DE		37 51%	9 30%
C Smith	DE		20 30%	1 3%	D Bass	LB		33 46%	14 47%
R Ash	DT		19 28%		W Woodyard	LB		32 44%	14 47%
S Day	DT		8 12%	12 40%	K Klug	DT		32 44%	14 47%
H Pullard	LB		3 4%	22 73%	S Spence	LB		32 44%	8 27%
D House	CB		3 4%	8 27%	A Wallace	LB		25 35%	7 23%
A Brown	LB			26 87%	A Blackson	DE		23 32%	15 50%
P Thompson	FS			21 70%	A Woods	NT		15 21%	
J Wilson	SS			21 70%	N Palmer	LB		5 7%	21 70%
D Robinson	RB			13 43%	L Sims	CB		1 1%	18 60%
T Shatley	G			9 30%	C Riggs	CB			14 47%
B Nortman	P			8 27%	R Succop	K			14 47%
C Tinker	LS			8 27%	C Riley	CB			13 43%
J Myers	K			6 20%	B Brinkley	LS			11 37%
C Reed	G			2 7%					



# **CHIEFS**

***INDIVIDUAL PLAYER STATISTICS***

**THIS IS CHIEFS KINGDOM**

# UPDATED PLAYER BIOS

2 Dustin Colquitt P 6-3 210lbs 34 12 Tennessee D3-05

## DUSTIN COLQUITT - NFL REGULAR SEASON PUNTING STATISTICS

TEAM	GP	NO.	YDS.	AVG.	OPP.		NET					
					RET.	YDS.	YDS.	AVG.	TB	IN20	LG	BK
2005 Chiefs	16	65	2,564	39.4	23	179	2,285	35.2	5	27	62	0
2006 Chiefs	16	72	3,178	44.1	33	254	2,824	39.2	5	24	72	0
2007 Chiefs	16	95	4,322	45.5	50	387	3,755	39.1	9	27	81	1
2008 Chiefs	14	70	3,110	44.4	28	209	2,741	39.2	8	27	73	0
2009 Chiefs	16	96	4,361	45.4	41	285	3,956	40.8	6	41	70	1
2010 Chiefs	16	88	3,908	44.4	42	361	3,347	37.6	10	33	72	1
2011 Chiefs	16	89	4,084	45.9	36	411	3,573	40.1	5	27	68	0
2012 Chiefs	16	83	3,887	46.8	27	362	3,385	40.8	7	45	71	0
2013 Chiefs	16	87	4,005	46.0	38	246	3,539	40.2	11	35	65	1
2014 Chiefs	16	71	3,164	44.6	29	190	2,874	40.5	5	31	69	0
2015 Chiefs	16	75	3,333	44.4	26	170	3,063	40.8	5	37	62	0
2016* Chiefs	7	33	1,469	44.5	14	64	1,325	40.2	4	15	60	0
<b>NFL TOTALS</b>	<b>181</b>	<b>924</b>	<b>41,385</b>	<b>44.8</b>	<b>387</b>	<b>3,118</b>	<b>36,667</b>	<b>39.5</b>	<b>80</b>	<b>369</b>	<b>81</b>	<b>4</b>

## DUSTIN COLQUITT - NFL PLAYOFF PUNTING STATISTICS

TEAM	GP	NO.	YDS.	AVG.	OPP.		NET					
					RET.	YDS.	YDS.	AVG.	TB	IN20	LG	BK
2006 Chiefs	1	6	314	52.3	3	28	286	47.7	0	1	66	0
2010 Chiefs	1	3	153	51.0	0	0	113	37.7	2	1	54	0
2013 Chiefs	1	2	78	39.0	0	0	78	39.0	0	1	47	0
2015 Chiefs	2	7	288	41.1	1	22	266	38.0	0	5	56	0
<b>NFL TOTALS</b>	<b>5</b>	<b>18</b>	<b>833</b>	<b>46.3</b>	<b>4</b>	<b>50</b>	<b>743</b>	<b>41.3</b>	<b>2</b>	<b>8</b>	<b>66</b>	<b>0</b>

## 2016 GAME-BY-GAME REGULAR SEASON STATISTICS (CHIEFS)

OPPONENT		NO.	YDS.	AVG.	OPP.		NET						W/L SCORE
					RET.	YDS.	YDS.	AVG	TB	IN20	LG	BK	
09/11 CHARGERS	P	5	197	39.4	2	8	169	33.8	1	1	50	0	W 33-27+
09/18 at Texans	P	6	285	47.5	4	12	273	45.5	0	3	57	0	L 12-19
09/25 JETS	P	4	172	43.0	1	12	160	40.0	0	2	48	0	W 24-3
10/02 at Steelers	P	6	257	42.8	1	4	233	38.8	1	3	58	0	L 14-43
10/16 at Raiders	P	3	122	40.7	2	13	109	36.3	0	2	46	0	W 26-10
10/23 SAINTS	P	4	191	47.8	2	10	141	35.3	2	1	60	0	W 27-21
10/30 at Colts	P	5	245	49.0	2	5	240	48.0	0	3	54	0	W 30-14
<b>2016 TOTALS</b>	<b>7</b>	<b>33</b>	<b>1,469</b>	<b>44.5</b>	<b>14</b>	<b>64</b>	<b>1,325</b>	<b>40.2</b>	<b>4</b>	<b>15</b>	<b>60</b>	<b>0</b>	<b>5-2</b>

+ - Overtime

4 Nick Foles QB 6-6 243lbs 27 5 Arizona FA-16

**NICK FOLES - NFL REGULAR SEASON PASSING STATISTICS**

TEAM	GP	GS	ATT.	CMP.	PCT.	YDS				YDS			
						YDS	AVG.	TD	INT.	LG	SK	LST	RATE
2012 Eagles	7	6	265	161	60.8	1,699	6.4	6	5	46	20	131	79.1
2013 Eagles	13	10	317	203	64.0	2,891	9.1	27	2	63t	28	173	119.2
2014 Eagles	8	8	311	186	59.8	2,163	7.0	13	10	68t	9	74	81.4
2015 Rams	11	11	337	190	56.4	2,052	6.1	7	10	68	14	98	69.0
2016* Chiefs	1	0	22	16	72.7	223	10.1	2	0	49	2	16	135.2
<b>CAREER TOTALS</b>	<b>40</b>	<b>35</b>	<b>1,252</b>	<b>756</b>	<b>60.4</b>	<b>9,028</b>	<b>7.2</b>	<b>55</b>	<b>27</b>	<b>68t</b>	<b>73</b>	<b>492</b>	<b>88.1</b>

**NICK FOLES - NFL PLAYOFF PASSING STATISTICS**

TEAM	GP	GS	ATT.	CMP.	PCT.	YDS				YDS			
						YDS	AVG.	TD	INT.	LG	SK	LST	RATE
2012 Eagles	0	0	0	0	0.0	0	0.0	0	0	0	0	0	0.0
2013 Eagles	1	1	33	23	69.7	195	5.9	2	0	40	2	19	105.0
<b>CAREER TOTALS</b>	<b>1</b>	<b>1</b>	<b>33</b>	<b>23</b>	<b>69.7</b>	<b>195</b>	<b>5.9</b>	<b>2</b>	<b>0</b>	<b>40</b>	<b>2</b>	<b>19</b>	<b>105.0</b>

**NICK FOLES - NFL REGULAR SEASON RUSHING STATISTICS**

TEAM	NO.	YDS.	AVG.	LG	TD
2012 Eagles	11	42	3.8	14	1
2013 Eagles	57	221	3.9	21	3
2014 Eagles	16	68	4.3	14	0
2015 Rams	17	20	1.2	10	1
2016* Chiefs	1	-1	-1.0	0	0
<b>CAREER TOTALS</b>	<b>102</b>	<b>350</b>	<b>3.4</b>	<b>21</b>	<b>5</b>

**NICK FOLES - NFL PLAYOFF RUSHING STATISTICS**

TEAM	NO.	YDS.	AVG.	LG	TD
2012 Eagles	0	0	0.0	0	0
2013 Eagles	1	3	3.0	3	0
<b>CAREER TOTALS</b>	<b>1</b>	<b>3</b>	<b>3.0</b>	<b>3</b>	<b>0</b>

**2016 GAME-BY-GAME REGULAR SEASON STATISTICS (CHIEFS)**

OPPONENT	P/S	PASSING										RUSHING				W/L SCORE			
		ATT	CMP	YDS	PCT	Y/A	Y/CTD	INT	LG	SK	YD	RATE	ATT	YDS	LG		TD		
09/11	CHARGERS																W	33-27+	
09/18	at Texans																L	12-19	
09/25	JETS																W	24-3	
10/02	at Steelers																L	14-43	
10/16	at Raiders																W	26-10	
10/23	SAINTS																W	27-21	
10/30	at Colts	P	22	16	223	72.7	10.1	13.9	2	0	49	2/16	135.2	1	-1	-1	0	W	30-14
<b>2016 TOTALS</b>	<b>1-0</b>	<b>22</b>	<b>16</b>	<b>223</b>	<b>72.7</b>	<b>10.1</b>	<b>13.9</b>	<b>2</b>	<b>0</b>	<b>49</b>	<b>2/16</b>	<b>135.2</b>	<b>1</b>	<b>-1</b>	<b>-1</b>	<b>0</b>	<b>5-2</b>		





**TYLER BRAY - NFL PLAYOFF PASSING STATISTICS**

TEAM	GP	GS	ATT.	CMP.	PCT.	YDS			INT.	LG	YDS		
						YDS	AVG.	TD			SK	LST	RATE
2013 Chiefs	0	0	0	0	0.0	0	0.0	0	0	0	0	0	0.0
2014 Chiefs	0	0	0	0	0.0	0	0.0	0	0	0	0	0	0.0
2015 Chiefs	0	0	0	0	0.0	0	0.0	0	0	0	0	0	0.0
<b>CAREER TOTALS</b>	<b>0</b>	<b>0</b>	<b>0</b>	<b>0</b>	<b>0.0</b>	<b>0</b>	<b>0.0</b>	<b>0</b>	<b>0</b>	<b>0</b>	<b>0</b>	<b>0</b>	<b>0.0</b>

**TYLER BRAY - NFL REGULAR SEASON RUSHING STATISTICS**

TEAM	NO.	YDS.	AVG.	LG	TD
2013 Chiefs	0	0	0.0	0	0
2014 Chiefs	0	0	0.0	0	0
2015 Chiefs	0	0	0.0	0	0
2016*Chiefs	0	0	0.0	0	0
<b>CAREER TOTALS</b>	<b>0</b>	<b>0</b>	<b>0.0</b>	<b>0</b>	<b>0</b>

**TYLER BRAY - NFL PLAYOFF RUSHING STATISTICS**

TEAM	NO.	YDS.	AVG.	LG	TD
2013 Chiefs	0	0	0.0	0	0
2014 Chiefs	0	0	0.0	0	0
2015 Chiefs	0	0	0.0	0	0
<b>CAREER TOTALS</b>	<b>0</b>	<b>0</b>	<b>0.0</b>	<b>0</b>	<b>0</b>

**2016 GAME-BY-GAME REGULAR SEASON STATISTICS (CHIEFS)**

OPPONENT	P/S	PASSING											RUSHING				W/L	SCORE			
		ATT	CMP	YDS	PCT	Y/A	Y/C	TD	INT	LG	SK	YD	RATE	ATT	YDS	LG			TD		
09/11	CHARGERS																			W	33-27+
09/18	at Texans																			L	12-19
09/25	JETS																			W	24-3
10/02	at Steelers																			L	14-43
10/16	at Raiders																			W	26-10
10/23	SAINTS																			W	27-21
10/30	at Colts																			W	30-14
<b>2016 TOTALS</b>	<b>0-0</b>	<b>0</b>	<b>0</b>	<b>0</b>	<b>0.0</b>	<b>0.0</b>	<b>0.0</b>	<b>0.0</b>	<b>0</b>	<b>0</b>	<b>0</b>	<b>0/0</b>	<b>0.0</b>	<b>0</b>	<b>0</b>	<b>0</b>	<b>0</b>	<b>0</b>	<b>0</b>	<b>5-2</b>	

10 Tyreek Hill WR 5-10 185lbs 22 R West Alabama D5b-16

**TYREEK HILL - NFL REGULAR SEASON STATISTICS**

TEAM	GP	GS	RUSHING					RECEIVING				
			NO.	YDS.	AVG.	LG	TD	NO.	YDS	AVG	LG	TD
2016*Chiefs	7	0	6	24	4.0	18	0	19	223	11.7	49	4
<b>NFL TOTALS</b>	<b>7</b>	<b>0</b>	<b>6</b>	<b>24</b>	<b>4.0</b>	<b>18</b>	<b>0</b>	<b>19</b>	<b>223</b>	<b>11.7</b>	<b>49</b>	<b>4</b>

**TYREEK HILL - NFL REGULAR SEASON RETURN STATISTICS**

TEAM	KICKOFF RETURNS					PUNT RETURNS					
	RET.	YDS.	AVG.	LG	TD	NO.	FC	YDS	AVG	LG	TD
2016 Chiefs	9	209	23.2	33	0	16	4	254	15.9	50	0
<b>NFL TOTALS</b>	<b>9</b>	<b>209</b>	<b>23.2</b>	<b>33</b>	<b>0</b>	<b>16</b>	<b>4</b>	<b>254</b>	<b>15.9</b>	<b>50</b>	<b>0</b>

**2016 GAME-BY-GAME REGULAR SEASON STATISTICS (CHIEFS)**

	OPPONENT	P/S	RECEIVING				RUSHING				W/L	SCORE
			NO	YDS	LG	TD	ATT	YDS	LG	TD		
09/11	CHARGERS	P	1	9	9t	1	0	0	0	0	W	33-27+
09/18	at Texans	P	2	8	5	0	1	-1	-1	0	L	12-19
09/25	JETS	P	3	26	13	0	1	-3	-3	0	W	24-3
10/02	at Steelers	P	5	24	9t	1	1	-2	-2	0	L	14-43
10/16	at Raiders	P	2	20	12	0	0	0	0	0	W	26-10
10/23	SAINTS	P	1	38	38t	1	2	23	18	0	W	27-21
10/30	at Colts	P	5	98	49	1	1	7	7	0	W	30-14
<b>2016 TOTALS</b>		<b>7-0</b>	<b>19</b>	<b>223</b>	<b>49</b>	<b>4</b>	<b>6</b>	<b>24</b>	<b>18</b>	<b>0</b>	<b>5-2</b>	

+ - Overtime

11	Alex Smith	QB	6-4	217lbs	32	12	Utah	T (SF)-13
----	------------	----	-----	--------	----	----	------	-----------

**ALEX SMITH - NFL REGULAR SEASON PASSING STATISTICS**

TEAM	GP	GS	ATT.	CMP.	PCT.	YDS			YDS			LST	RATE
						YDS	AVG.	TD	INT.	LG	SK		
2005 49ers	9	7	165	84	50.9	875	5.3	1	11	47	29	185	40.8
2006 49ers	16	16	443	259	58.5	2,901	6.5	16	15	75	36	206	76.0
2007 49ers	7	7	193	94	48.7	914	4.7	2	4	45	17	121	57.2
2008 49ers	0	0	0	0	0.0	0	0.0	0	0	0	0	0	0.0
2009 49ers	12	10	372	225	60.5	2,350	6.3	18	12	73t	22	134	81.5
2010 49ers	11	10	342	204	59.6	2,370	6.9	14	10	62t	25	140	82.1
2011 49ers	16	16	445	273	61.3	3,144	7.1	17	5	56t	44	263	90.7
2012 49ers	10	9	218	153	70.2	1,737	8.0	13	5	55	24	137	104.1
2013 Chiefs	15	15	508	308	60.6	3,313	6.5	23	7	71t	39	210	89.1
2014 Chiefs	15	15	464	303	65.3	3,265	7.0	18	6	70t	45	229	93.4
2015 Chiefs	16	16	470	307	65.3	3,486	7.4	20	7	80t	45	235	95.4
2016*Chiefs	7	7	233	154	66.1	1,638	7.0	8	2	46t	15	81	94.3
<b>CAREER TOTALS</b>	<b>134</b>	<b>128</b>	<b>3,853</b>	<b>2,364</b>	<b>61.4</b>	<b>25,993</b>	<b>6.7</b>	<b>150</b>	<b>84</b>	<b>80t</b>	<b>341</b>	<b>1,941</b>	<b>85.2</b>

**ALEX SMITH - NFL PLAYOFF PASSING STATISTICS**

TEAM	GP	GS	ATT.	CMP.	PCT.	YDS				YDS			
						YDS	AVG.	TD	INT.	LG	SK	LST	RATE
2007 49ers	0	0	0	0	0.0	0	0.0	0	0	0	0	0	0.0
2008 49ers	0	0	0	0	0.0	0	0.0	0	0	0	0	0	0.0
2011 49ers	2	2	68	36	52.9	495	7.3	5	0	73t	7	53	101.0
2012 49ers	0	0	0	0	0.0	0	0.0	0	0	0	0	0	0.0
2013 Chiefs	1	1	46	30	65.2	378	8.2	4	0	79t	2	15	119.7
2015 Chiefs	2	2	72	46	63.9	436	6.1	2	1	48	4	20	84.0
<b>CAREER TOTALS</b>	<b>5</b>	<b>5</b>	<b>186</b>	<b>112</b>	<b>60.2</b>	<b>1,309</b>	<b>7.0</b>	<b>11</b>	<b>1</b>	<b>79t</b>	<b>13</b>	<b>88</b>	<b>99.1</b>

**ALEX SMITH - NFL REGULAR SEASON RUSHING STATISTICS**

TEAM	NO.	YDS.	AVG.	LG	TD
2005 49ers	30	103	3.4	19	0
2006 49ers	43	151	3.5	22	2
2007 49ers	13	89	6.8	25	0
2008 49ers	0	0	0.0	0	0
2009 49ers	24	51	2.1	11	0
2010 49ers	19	60	3.2	12	0
2011 49ers	52	179	3.4	14	2
2012 49ers	31	132	4.3	24	0
2013 Chiefs	76	431	5.7	26	1
2014 Chiefs	49	254	5.2	25	1
2015 Chiefs	84	498	5.9	49	2
2016* Chiefs	19	31	1.6	8	1
<b>CAREER TOTALS</b>	<b>440</b>	<b>1,979</b>	<b>4.5</b>	<b>49</b>	<b>9</b>

**ALEX SMITH - NFL PLAYOFF RUSHING STATISTICS**

TEAM	NO.	YDS.	AVG.	LG	TD
2007 49ers	0	0	0.0	0	0
2008 49ers	0	0	0.0	0	0
2011 49ers	7	70	10.0	28t	1
2012 49ers	0	0	0.0	0	0
2013 Chiefs	8	57	7.1	16	0
2015 Chiefs	14	71	5.1	15	0
<b>CAREER TOTALS</b>	<b>29</b>	<b>198</b>	<b>6.8</b>	<b>28t</b>	<b>1</b>

**2016 GAME-BY-GAME REGULAR SEASON STATISTICS (CHIEFS)**

OPPONENT	P/S	PASSING										RUSHING				W/L SCORE	
		ATT	CMP	YDS	PCT	Y/A	Y/CTD	INT	LG	SK	YD	RATE	ATT	YDS	LG		TD
09/11 CHARGERS	S	48	34	363	70.8	7.6	10.7	2	1	45	3/33	97.8	4	15	7	1	W 33-27+
09/18 at Texans	S	37	20	186	54.1	5.0	9.3	0	0	34	4/14	68.1	2	2	2	0	L 12-19
09/25 JETS	S	33	25	237	75.8	7.2	9.5	1	0	42	2/16	105.2	3	-3	-1	0	W 24-3
10/02 at Steelers	S	50	30	287	60.0	5.7	9.6	2	1	20	4/17	81.0	1	2	2	0	L 14-43
10/16 at Raiders	S	22	19	224	86.4	10.2	11.8	0	0	38	1/1	109.1	3	-1	1	0	W 26-10
10/23 SAINTS	S	24	17	214	70.8	8.9	12.6	2	0	46t	0/0	126.0	4	7	6	0	W 27-21
10/30 at Colts	S	19	9	127	47.4	6.7	14.1	1	0	23	1/0	87.0	2	9	8	0	W 30-14
<b>2016 TOTALS</b>	<b>7-7</b>	<b>233</b>	<b>154</b>	<b>1,638</b>	<b>66.1</b>	<b>7.0</b>	<b>10.6</b>	<b>8</b>	<b>2</b>	<b>46t</b>	<b>15/81</b>	<b>94.3</b>	<b>19</b>	<b>31</b>	<b>8</b>	<b>1</b>	<b>5-2</b>

+ - Overtime

**ALBERT WILSON - NFL REGULAR SEASON STATISTICS**

TEAM	GP	GS	RUSHING						RECEIVING				
			NO.	YDS.	AVG.	LG	TD	NO.	YDS	AVG	LG	TD	
2014 Chiefs	12	2	0	0	0.0	0	0	16	260	16.3	48	0	
2015 Chiefs	14	12	5	26	5.2	8	0	35	451	12.9	44t	2	
2016*Chiefs	7	2	0	0	0.0	0	0	12	94	7.8	26	0	
<b>NFL TOTALS</b>	<b>33</b>	<b>16</b>	<b>5</b>	<b>26</b>	<b>5.2</b>	<b>8</b>	<b>0</b>	<b>63</b>	<b>805</b>	<b>12.8</b>	<b>48</b>	<b>2</b>	

**ALBERT WILSON - NFL PLAYOFF STATISTICS**

TEAM	GP	GS	RUSHING					RECEIVING				
			NO.	YDS.	AVG.	LG	TD	NO.	YDS	AVG	LG	TD
2015 Chiefs	2	2	2	11	5.5	9	0	7	66	9.4	19	1
<b>NFL TOTALS</b>	<b>2</b>	<b>2</b>	<b>2</b>	<b>11</b>	<b>5.5</b>	<b>9</b>	<b>0</b>	<b>7</b>	<b>66</b>	<b>9.4</b>	<b>19</b>	<b>1</b>

**ALBERT WILSON - NFL REGULAR SEASON RETURN STATISTICS**

TEAM	KICKOFF RETURNS					PUNT RETURNS					
	RET.	YDS.	AVG.	LG	TD	NO.	FC	YDS	AVG	LG	TD
2014 Chiefs	1	21	21.0	21	0	0	0	0	0.0	0	0
2015 Chiefs	0	0	0.0	0	0	0	0	0	0.0	0	0
2016 Chiefs	0	0	0.0	0	0	0	0	0	0.0	0	0
<b>NFL TOTALS</b>	<b>1</b>	<b>21</b>	<b>21.0</b>	<b>21</b>	<b>0</b>	<b>0</b>	<b>0</b>	<b>0</b>	<b>0.0</b>	<b>0</b>	<b>0</b>

**ALBERT WILSON - NFL PLAYOFF RETURN STATISTICS**

TEAM	KICKOFF RETURNS					PUNT RETURNS					
	RET.	YDS.	AVG.	LG	TD	NO.	FC	YDS	AVG	LG	TD
2015 Chiefs	0	0	0.0	0	0	0	0	0	0.0	0	0
<b>NFL TOTALS</b>	<b>0</b>	<b>0</b>	<b>0.0</b>	<b>0</b>	<b>0</b>	<b>0</b>	<b>0</b>	<b>0</b>	<b>0.0</b>	<b>0</b>	<b>0</b>

**2016 GAME-BY-GAME REGULAR SEASON STATISTICS (CHIEFS)**

OPPONENT	P/S	RECEIVING				RUSHING				W/L	SCORE
		NO	YDS	LG	TD	ATT	YDS	LG	TD		
09/11 CHARGERS	S	3	1	3	0	0	0	0	0	W	33-27+
09/18 at Texans	P	2	11	7	0	0	0	0	0	L	12-19
09/25 JETS	P	0	0	0	0	0	0	0	0	W	24-3
10/02 at Steelers	P	5	52	17	0	0	0	0	0	L	14-43
10/16 at Raiders	P	1	26	26	0	0	0	0	0	W	26-10
10/23 SAINTS	P	1	4	4	0	0	0	0	0	W	27-21
10/30 at Colts	S	0	0	0	0	0	0	0	0	W	30-14
<b>2016 TOTALS</b>	<b>7-2</b>	<b>12</b>	<b>94</b>	<b>26</b>	<b>0</b>	<b>0</b>	<b>0</b>	<b>0</b>	<b>0</b>	<b>5-2</b>	

+ - Overtime



**DEMARCUS ROBINSON - NFL REGULAR SEASON RETURN STATISTICS**

TEAM	KICKOFF RETURNS					PUNT RETURNS					
	RET.	YDS.	AVG.	LG	TD	NO.	FC	YDS	AVG	LG	TD
2016 Chiefs	0	0	0.0	0	0	0	0	0	0.0	0	0
<b>NFL TOTALS</b>	<b>0</b>	<b>0</b>	<b>0.0</b>	<b>0</b>	<b>0</b>	<b>0</b>	<b>0</b>	<b>0</b>	<b>0.0</b>	<b>0</b>	<b>0</b>

**2016 GAME-BY-GAME REGULAR SEASON STATISTICS (CHIEFS)**

DATE	OPPONENT	P/S	RECEIVING				RUSHING				W/L	SCORE	
			NO	YDS	LG	TD	ATT	YDS	LG	TD			
09/11	CHARGERS	P	0	0	0	0	0	0	0	0	0	W	33-27+
09/18	at Texans	P	0	0	0	0	0	0	0	0	0	L	12-19
09/25	JETS	P	0	0	0	0	0	0	0	0	0	W	24-3
10/02	at Steelers	P	0	0	0	0	0	0	0	0	0	L	14-43
10/16	at Raiders	P	0	0	0	0	0	0	0	0	0	W	26-10
10/23	SAINTS	P	0	0	0	0	0	0	0	0	0	W	27-21
10/30	at Colts	P	0	0	0	0	0	0	0	0	0	W	30-14
<b>2016 TOTALS</b>		<b>7-0</b>	<b>0</b>	<b>0</b>	<b>0</b>	<b>0</b>	<b>0</b>	<b>0</b>	<b>0</b>	<b>0</b>	<b>0</b>	<b>5-2</b>	

+ - Overtime

17 Chris Conley WR 6-3 205lbs 24 2 Georgia D3a-15

**CHRIS CONLEY - NFL REGULAR SEASON STATISTICS**

TEAM	GP	GS	RUSHING					RECEIVING				
			NO.	YDS.	AVG.	LG	TD	NO.	YDS	AVG	LG	TD
2015 Chiefs	16	5	0	0	0.0	0	0	17	199	11.7	44	1
2016* Chiefs	7	5	0	0	0.0	0	0	23	286	12.4	33	0
<b>NFL TOTALS</b>	<b>23</b>	<b>10</b>	<b>0</b>	<b>0</b>	<b>0.0</b>	<b>0</b>	<b>0</b>	<b>40</b>	<b>485</b>	<b>12.1</b>	<b>44</b>	<b>1</b>

**CHRIS CONLEY - NFL PLAYOFF STATISTICS**

TEAM	GP	GS	RUSHING					RECEIVING				
			NO.	YDS.	AVG.	LG	TD	NO.	YDS	AVG	LG	TD
2015 Chiefs	2	0	0	0	0.0	0	0	6	42	7.0	16	1
<b>NFL TOTALS</b>	<b>2</b>	<b>0</b>	<b>0</b>	<b>0</b>	<b>0.0</b>	<b>0</b>	<b>0</b>	<b>6</b>	<b>42</b>	<b>7.0</b>	<b>16</b>	<b>1</b>

**CHRIS CONLEY - NFL REGULAR SEASON RETURN STATISTICS**

TEAM	KICKOFF RETURNS					PUNT RETURNS					
	RET.	YDS.	AVG.	LG	TD	NO.	FC	YDS	AVG	LG	TD
2015 Chiefs	1	14	14.0	14	0	0	0	0	0.0	0	0
2016 Chiefs	0	0	0.0	0	0	0	0	0	0.0	0	0
<b>NFL TOTALS</b>	<b>1</b>	<b>14</b>	<b>14.0</b>	<b>14</b>	<b>0</b>	<b>0</b>	<b>0</b>	<b>0</b>	<b>0.0</b>	<b>0</b>	<b>0</b>

### CHRIS CONLEY - NFL PLAYOFF RETURN STATISTICS

TEAM	KICKOFF RETURNS					PUNT RETURNS					
	RET.	YDS.	AVG.	LG	TD	NO.	FC	YDS	AVG	LG	TD
2015 Chiefs	0	0	0.0	0	0	0	0	0	0.0	0	0
<b>NFL TOTALS</b>	<b>0</b>	<b>0</b>	<b>0.0</b>	<b>0</b>	<b>0</b>	<b>0</b>	<b>0</b>	<b>0</b>	<b>0.0</b>	<b>0</b>	<b>0</b>

### 2016 GAME-BY-GAME REGULAR SEASON STATISTICS (CHIEFS)

	OPPONENT	P/S	RECEIVING				RUSHING				W/L	SCORE
			NO	YDS	LG	TD	ATT	YDS	LG	TD		
09/11	CHARGERS	S	4	43	13	0	0	0	0	0	W	33-27+
09/18	at Texans	P	2	15	10	0	0	0	0	0	L	12-19
09/25	JETS	P	3	44	20	0	0	0	0	0	W	24-3
10/02	at Steelers	S	6	70	17	0	0	0	0	0	L	14-43
10/16	at Raiders	S	3	26	13	0	0	0	0	0	W	26-10
10/23	SAINTS	S	2	29	18	0	0	0	0	0	W	27-21
10/30	at Colts	S	3	59	33	0	0	0	0	0	W	30-14
<b>2016 TOTALS</b>		<b>7-5</b>	<b>23</b>	<b>286</b>	<b>33</b>	<b>0</b>	<b>0</b>	<b>0</b>	<b>0</b>	<b>0</b>	<b>5-2</b>	

+ - Overtime

19    Jeremy Maclin                      WR    6-0    198lbs                      28    8                      Missouri                      UFA-15

### JEREMY MACLIN - NFL REGULAR SEASON STATISTICS

TEAM	GP	GS	RUSHING					RECEIVING				
			NO.	YDS.	AVG.	LG	TD	NO.	YDS	AVG	LG	TD
2009 Eagles	15	13	2	-7	-3.5	-1	0	56	773	13.8	56	4
2010 Eagles	16	16	3	36	12.0	14	0	70	964	13.8	83t	10
2011 Eagles	13	13	1	1	1.0	1	0	63	859	13.6	59	5
2012 Eagles	15	15	0	0	0.0	0	0	69	857	12.4	70t	7
2014 Eagles	16	16	0	0	0.0	0	0	85	1,318	15.5	72	10
2015 Chiefs	15	15	3	14	4.7	18	0	87	1,088	12.5	61	8
2016* Chiefs	7	7	1	-1	-1.0	-1	0	30	376	12.5	38	2
<b>NFL TOTALS</b>	<b>97</b>	<b>95</b>	<b>10</b>	<b>43</b>	<b>4.3</b>	<b>18</b>	<b>0</b>	<b>460</b>	<b>6,235</b>	<b>13.6</b>	<b>83t</b>	<b>46</b>

### JEREMY MACLIN - NFL PLAYOFF STATISTICS

TEAM	GP	GS	RUSHING					RECEIVING				
			NO.	YDS.	AVG.	LG	TD	NO.	YDS	AVG	LG	TD
2009 Eagles	1	1	0	0	0.0	0	0	7	146	20.9	76t	1
2010 Eagles	1	1	0	0	0.0	0	0	3	73	24.3	44	0
2015 Chiefs	2	2	0	0	0.0	0	0	5	52	10.4	16	0
<b>NFL TOTALS</b>	<b>4</b>	<b>4</b>	<b>0</b>	<b>0</b>	<b>0.0</b>	<b>0</b>	<b>0</b>	<b>15</b>	<b>271</b>	<b>18.1</b>	<b>76t</b>	<b>1</b>



**JEREMY MACLIN - NFL REGULAR SEASON RETURN STATISTICS**

TEAM	KICKOFF RETURNS					PUNT RETURNS					
	RET.	YDS.	AVG.	LG	TD	NO.	FC	YDS	AVG	LG	TD
2009 Eagles	7	124	17.7	28	0	6	4	30	5.0	27	0
2010 Eagles	1	22	22.0	22	0	3	5	17	5.7	9	0
2011 Eagles	0	0	0.0	0	0	4	3	29	7.3	11	0
2012 Eagles	0	0	0.0	0	0	0	0	0	0.0	0	0
2014 Eagles	0	0	0.0	0	0	2	4	25	12.5	18	0
2015 Chiefs	0	0	0.0	0	0	2	4	13	6.5	11	0
2016 Chiefs	0	0	0.0	0	0	0	0	0	0.0	0	0
<b>NFL TOTALS</b>	<b>8</b>	<b>146</b>	<b>18.3</b>	<b>28</b>	<b>0</b>	<b>17</b>	<b>20</b>	<b>114</b>	<b>6.7</b>	<b>27</b>	<b>0</b>

**JEREMY MACLIN - NFL PLAYOFF RETURN STATISTICS**

TEAM	KICKOFF RETURNS					PUNT RETURNS					
	RET.	YDS.	AVG.	LG	TD	NO.	FC	YDS	AVG	LG	TD
2009 Eagles	2	41	20.5	21	0	0	0	0	0.0	0	0
2010 Eagles	0	0	0.0	0	0	0	0	0	0.0	0	0
2015 Chiefs	0	0	0.0	0	0	0	0	0	0.0	0	0
<b>NFL TOTALS</b>	<b>2</b>	<b>41</b>	<b>20.5</b>	<b>21</b>	<b>0</b>	<b>0</b>	<b>0</b>	<b>0</b>	<b>0.0</b>	<b>0</b>	<b>0</b>

**100-YARD RECEIVING GAMES (17)**

DATE	TEAM	NO.	YDS.	AVG.	LG	TD
10/11/09	BUCCANEERS	6	142	23.7	51t	2
01/09/10	at Cowboys	7	146	20.9	76t	1
10/17/10	FALCONS	7	159	22.7	83t	2
11/21/10	GIANTS	9	120	13.3	35	0
09/18/11	at Falcons	13	171	13.2	43	2
10/16/11	at Redskins	5	101	20.2	59	0
01/01/12	REDSKINS	8	105	13.1	29	0
10/14/12	LIONS	6	130	21.7	70t	1
12/09/12	at Buccaneers	9	104	11.6	24	1
12/23/12	REDSKINS	8	116	14.5	38	1
09/21/14	REDSKINS	8	154	19.3	50	1
10/26/14	at Cardinals	12	187	15.6	54t	2
11/02/14	at Texans	6	158	26.3	59t	2
11/27/14	at Cowboys	8	108	13.5	58	0
09/28/15	at Packers	8	141	17.6	61	1
10/04/15	at Bengals	11	148	13.5	44	0
11/29/15	BILLS	9	160	17.8	41t	1

**2016 GAME-BY-GAME REGULAR SEASON STATISTICS (CHIEFS)**

OPPONENT	P/S	RECEIVING					RUSHING				W/L	SCORE
		NO	YDS	LG	TD	ATT	YDS	LG	TD			
09/11	CHARGERS	S	5	63	22	1	1	-1	-1	0	W	33-27+
09/18	at Texans	S	6	68	17	0	0	0	0	0	L	12-19
09/25	JETS	S	4	35	17	0	0	0	0	0	W	24-3
10/02	at Steelers	S	5	78	20	0	0	0	0	0	L	14-43
10/16	at Raiders	S	3	49	38	0	0	0	0	0	W	26-10
10/23	SAINTS	S	4	40	13	0	0	0	0	0	W	27-21
10/30	at Colts	S	3	43	28	1	0	0	0	0	W	30-14
<b>2016 TOTALS</b>	<b>7-7</b>		<b>30</b>	<b>376</b>	<b>38</b>	<b>2</b>	<b>1</b>	<b>-1</b>	<b>-1</b>	<b>0</b>	<b>5-2</b>	

+ - Overtime

20 Steven Nelson CB 5-11 194lbs 23 2 Oregon State D3b-15

**STEVEN NELSON - NFL REGULAR SEASON STATISTICS**

TEAM	GPGS	TACKLES								INTERCEPTIONS					O. FUMB			ST		MISC		
		TK	S	A	TFL	YDS	SK	YDS	QBH	NO	YDS	LG	TD	PD	FF	FR	YDS	S	A	S	A	
2015 Chiefs	12	0	1	1	0	0	0	0.0	0.0	0	0	0	0	0	0	0	0	0	7	0	0	0
2016 Chiefs	7	7	28	25	3	1	2	0.0	0.0	0	0	0	0	0	5	0	0	0	1	0	0	0
<b>NFL TOTALS</b>	<b>19</b>	<b>7</b>	<b>29</b>	<b>26</b>	<b>3</b>	<b>1</b>	<b>2</b>	<b>0.0</b>	<b>0.0</b>	<b>0</b>	<b>0</b>	<b>0</b>	<b>0</b>	<b>0</b>	<b>5</b>	<b>0</b>	<b>0</b>	<b>0</b>	<b>8</b>	<b>0.0</b>	<b>0</b>	<b>0.0</b>

**STEVEN NELSON - NFL PLAYOFF STATISTICS**

TEAM	GPGS	TACKLES								INTERCEPTIONS					O. FUMB			ST		MISC		
		TK	S	A	TFL	YDS	SK	YDS	QBH	NO	YDS	LG	TD	PD	FF	FR	YDS	S	A	S	A	
2015 Chiefs	2	0	0	0	0	0	0	0.0	0.0	0	0	0	0	0	1	0	0	0	0	0	0	0
<b>NFL TOTALS</b>	<b>2</b>	<b>0</b>	<b>0</b>	<b>0</b>	<b>0</b>	<b>0</b>	<b>0</b>	<b>0.0</b>	<b>0.0</b>	<b>0</b>	<b>0</b>	<b>0</b>	<b>0</b>	<b>0</b>	<b>1</b>	<b>0</b>	<b>0</b>	<b>0</b>	<b>0</b>	<b>0.0</b>	<b>0</b>	<b>0.0</b>

**2016 GAME-BY-GAME REGULAR SEASON STATISTICS (CHIEFS)**

OPPONENT	TK	S	A	TACKLES					INTERCEPTIONS					O. FUMB			ST		MISC		SCORE		
				SK	YDS	TFL	YDS	QBH	NO	YDS	LG	TD	PD	FF	FR	YDS	S	A	S	A			
09/11 CHARGERS	S	8	8	0	0.0	0.0	1	2	0	0	0	0	0	0	0	0	0	0	1	0	0	0	W 33-27+
09/18 at Texans	S	1	1	0	0.0	0.0	0	0	0	0	0	0	0	0	0	0	0	0	0	0	0	0	L 12-19
09/25 JETS	S	3	3	0	0.0	0.0	0	0	0	0	0	0	0	3	0	0	0	0	0	0	0	0	W 24-3
10/02 at Steelers	S	2	2	0	0.0	0.0	0	0	0	0	0	0	0	0	0	0	0	0	0	0	0	0	L 14-43
10/16 at Raiders	S	3	1	2	0.0	0.0	0	0	0	0	0	0	0	0	0	0	0	0	0	0	0	0	W 26-10
10/23 SAINTS	S	9	8	1	0.0	0.0	0	0	0	0	0	0	0	0	0	0	0	0	0	0	0	0	W 27-21
10/30 at Colts	S	2	2	0	0.0	0.0	0	0	0	0	0	0	0	2	0	0	0	0	0	0	0	0	W 30-14
<b>2016 TOTALS</b>	<b>7-7</b>	<b>28</b>	<b>25</b>	<b>3</b>	<b>0.0</b>	<b>0.0</b>	<b>1</b>	<b>2</b>	<b>0</b>	<b>0</b>	<b>0</b>	<b>0</b>	<b>0</b>	<b>5</b>	<b>0</b>	<b>0</b>	<b>0</b>	<b>1</b>	<b>0</b>	<b>0</b>	<b>0</b>	<b>0</b>	<b>5-2</b>

+ - Overtime

21 Eric Murray DB 5-11 199lbs 22 R Minnesota D4b-16

**ERIC MURRAY - NFL REGULAR SEASON STATISTICS**

TEAM	GPGS	TACKLES								INTERCEPTIONS					O. FUMB			ST		MISC	
		TK	S	A	TFL	YDS	SK	YDS	QBH	NO	YDS	LG	TD	PD	FF	FR	YDS	S	A	S	A
2016 Chiefs	7	0	0	0	0	0	0	0.0	0.0	0	0	0	0	0	0	1	0	4	0	0	0
<b>NFL TOTALS</b>	<b>7</b>	<b>0</b>	<b>0</b>	<b>0</b>	<b>0</b>	<b>0</b>	<b>0</b>	<b>0.0</b>	<b>0.0</b>	<b>0</b>	<b>0</b>	<b>0</b>	<b>0</b>	<b>0</b>	<b>0</b>	<b>1</b>	<b>0</b>	<b>4</b>	<b>0.0</b>	<b>0</b>	<b>0.0</b>

**2016 GAME-BY-GAME REGULAR SEASON STATISTICS (CHIEFS)**

OPPONENT	TK	S	A	TACKLES					INTERCEPTIONS					O. FUMB			ST		MISC		SCORE	
				SK	YDS	TFL	YDS	QBH	NO	YDS	LG	TD	PD	FF	FR	YDS	S	A	S	A		
09/11 CHARGERS	P	0	0	0	0.0	0.0	0	0	0	0	0	0	0	0	0	0	0	1	0	0	0	W 33-27+
09/18 at Texans	P	0	0	0	0.0	0.0	0	0	0	0	0	0	0	0	0	0	0	1	0	0	0	L 12-19
09/25 JETS	P	0	0	0	0.0	0.0	0	0	0	0	0	0	0	0	1	0	0	0	0	0	0	W 24-3
10/02 at Steelers	P	0	0	0	0.0	0.0	0	0	0	0	0	0	0	0	0	0	0	1	0	0	0	L 14-43
10/16 at Raiders	P	0	0	0	0.0	0.0	0	0	0	0	0	0	0	0	0	0	0	0	0	0	0	W 26-10
10/23 SAINTS	P	0	0	0	0.0	0.0	0	0	0	0	0	0	0	0	0	0	0	0	0	0	0	W 27-21
10/30 at Colts	P	0	0	0	0.0	0.0	0	0	0	0	0	0	0	0	0	0	0	1	0	0	0	W 30-14
<b>2016 TOTALS</b>	<b>7-0</b>	<b>0</b>	<b>0</b>	<b>0</b>	<b>0.0</b>	<b>0.0</b>	<b>0</b>	<b>0</b>	<b>0</b>	<b>0</b>	<b>0</b>	<b>0</b>	<b>0</b>	<b>0</b>	<b>1</b>	<b>0</b>	<b>4</b>	<b>0</b>	<b>0</b>	<b>0</b>	<b>0</b>	<b>5-2</b>

+ - Overtime

22 Marcus Peters CB 6-0 197lbs 23 2 Washington D1-15

### MARCUS PETERS - NFL REGULAR SEASON STATISTICS

TEAM	GPGS	TACKLES								INTERCEPTIONS					O. FUMB			ST		MISC		
		TK	S	A	TFL	YDS	SK	YDS	QBH	NO	YDS	LG	TD	PD	FF	FR	YDS	S	A	S	A	
2015 Chiefs	16	16	60	53	7	2	4	0.0	0.0	0	8	280	90t	2	26	1	0	0	0	0	0	0
2016 Chiefs	7	7	21	14	7	0	0	0.0	0.0	0	5	47	28	0	11	0	1	21	0	0	0	0
<b>NFL TOTALS</b>	<b>23</b>	<b>23</b>	<b>81</b>	<b>67</b>	<b>14</b>	<b>2</b>	<b>4</b>	<b>0.0</b>	<b>0.0</b>	<b>0</b>	<b>13</b>	<b>327</b>	<b>90t</b>	<b>2</b>	<b>37</b>	<b>1</b>	<b>1</b>	<b>21</b>	<b>0</b>	<b>0.0</b>	<b>0</b>	<b>0.0</b>

### MARCUS PETERS - NFL PLAYOFF STATISTICS

TEAM	GPGS	TACKLES								INTERCEPTIONS					O. FUMB			ST		MISC		
		TK	S	A	TFL	YDS	SK	YDS	QBH	NO	YDS	LG	TD	PD	FF	FR	YDS	S	A	S	A	
2015 Chiefs	2	2	9	6	3	0	0	0.0	0.0	0	1	2	2	0	3	0	0	0	0	0	0	0
<b>NFL TOTALS</b>	<b>2</b>	<b>2</b>	<b>9</b>	<b>6</b>	<b>3</b>	<b>0</b>	<b>0</b>	<b>0.0</b>	<b>0.0</b>	<b>0</b>	<b>1</b>	<b>2</b>	<b>2</b>	<b>0</b>	<b>3</b>	<b>0</b>	<b>0</b>	<b>0</b>	<b>0</b>	<b>0.0</b>	<b>0</b>	<b>0.0</b>

### 2016 GAME-BY-GAME REGULAR SEASON STATISTICS (CHIEFS)

OPPONENT	TK	S	A	TACKLES					INTERCEPTIONS					O. FUMB			ST		MISC	SCORE			
				SK	YDS	TFL	YDS	QBH	NO	YDS	LG	TD	PD	FF	FR	YDS	S	A					
09/11 CHARGERS	S	3	3	0	0.0	0.0	0	0	0	0	0	0	0	1	0	0	0	0	0	0	0	0	W 33-27+
09/18 at Texans	S	7	2	5	0.0	0.0	0	0	0	2	47	28	0	4	0	0	0	0	0	0	0	0	L 12-19
09/25 JETS	S	1	1	0	0.0	0.0	0	0	0	2	0	0	0	2	0	0	0	0	0	0	0	0	W 24-3
10/02 at Steelers	S	4	3	1	0.0	0.0	0	0	0	0	0	0	0	1	0	0	0	0	0	0	0	0	L 14-43
10/16 at Raiders	S	2	1	1	0.0	0.0	0	0	0	1	0	0	0	1	0	0	0	0	0	0	0	0	W 26-10
10/23 SAINTS	S	3	3	0	0.0	0.0	0	0	0	0	0	0	0	0	1	21	0	0	0	0	0	0	W 27-21
10/30 at Colts	S	1	1	0	0.0	0.0	0	0	0	0	0	0	0	2	0	0	0	0	0	0	0	0	W 30-14
<b>2016 TOTALS</b>	<b>7-7</b>	<b>21</b>	<b>14</b>	<b>7</b>	<b>0.0</b>	<b>0.0</b>	<b>0</b>	<b>0</b>	<b>0</b>	<b>5</b>	<b>47</b>	<b>28</b>	<b>0</b>	<b>11</b>	<b>0</b>	<b>1</b>	<b>21</b>	<b>0</b>	<b>0</b>	<b>0</b>	<b>0</b>	<b>0</b>	<b>5-2</b>

+ - Overtime

23 Phillip Gaines CB 6-0 193lbs 25 3 Rice D3-14

### PHILLIP GAINES - NFL REGULAR SEASON STATISTICS

TEAM	GPGS	TACKLES								INTERCEPTIONS					O. FUMB			ST		MISC		
		TK	S	A	TFL	YDS	SK	YDS	QBH	NO	YDS	LG	TD	PD	FF	FR	YDS	S	A	S	A	
2014 Chiefs	13	5	17	17	0	2	5	0.0	0.0	1	0	0	0	0	4	0	0	0	3	0	0	0
2015 Chiefs	3	3	6	5	1	0	0	0.0	0.0	0	0	0	0	0	0	0	0	0	0	0	0	0
2016 Chiefs	5	3	22	22	0	0	0	0.0	0.0	0	1	0	0	0	3	1	0	0	0	0	0	0
<b>NFL TOTALS</b>	<b>21</b>	<b>11</b>	<b>45</b>	<b>44</b>	<b>1</b>	<b>2</b>	<b>5</b>	<b>0.0</b>	<b>0.0</b>	<b>1</b>	<b>1</b>	<b>0</b>	<b>0</b>	<b>0</b>	<b>7</b>	<b>1</b>	<b>0</b>	<b>0</b>	<b>3</b>	<b>0.0</b>	<b>0</b>	<b>0.0</b>

### PHILLIP GAINES - NFL PLAYOFF STATISTICS

TEAM	GPGS	TACKLES								INTERCEPTIONS					O. FUMB			ST		MISC		
		TK	S	A	TFL	YDS	SK	YDS	QBH	NO	YDS	LG	TD	PD	FF	FR	YDS	S	A	S	A	
2015 Chiefs	0	0	0	0	0	0	0	0.0	0.0	0	0	0	0	0	0	0	0	0	0	0	0	0
<b>NFL TOTALS</b>	<b>0</b>	<b>0</b>	<b>0</b>	<b>0</b>	<b>0</b>	<b>0</b>	<b>0</b>	<b>0.0</b>	<b>0.0</b>	<b>0</b>	<b>0</b>	<b>0</b>	<b>0</b>	<b>0</b>	<b>0</b>	<b>0</b>	<b>0</b>	<b>0</b>	<b>0</b>	<b>0.0</b>	<b>0</b>	<b>0.0</b>

2016 GAME-BY-GAME REGULAR SEASON STATISTICS (CHIEFS)

OPPONENT	TK	TACKLES							INTERCEPTIONS					O. FUMB			ST		MISC		SCORE			
		S	A	SK	YDS	TFL	YDS	QBH	NO	YDS	LG	TD	PD	FF	FR	YDS	S	A	S	A				
09/11 CHARGERS	S	4	4	0	0.0	0.0	0	0	0	0	0	0	0	0	0	0	0	0	0	0	0	0	0	W 33-27+
09/18 at Texans	S	5	5	0	0.0	0.0	0	0	0	0	0	0	0	1	0	0	0	0	0	0	0	0	0	L 12-19
09/25 JETS	S	7	7	0	0.0	0.0	0	0	0	0	0	0	0	0	1	0	0	0	0	0	0	0	0	W 24-3
10/02 at Steelers																								L 14-43
10/16 at Raiders	P	2	2	0	0.0	0.0	0	0	0	0	0	0	0	0	0	0	0	0	0	0	0	0	0	W 26-10
10/23 SAINTS																								W 27-21
10/30 at Colts	P	4	4	0	0.0	0.0	0	0	0	1	0	0	0	2	0	0	0	0	0	0	0	0	0	W 30-14
<b>2016 TOTALS</b>	<b>5-3</b>	<b>22</b>	<b>22</b>	<b>0</b>	<b>0.0</b>	<b>0.0</b>	<b>0</b>	<b>0</b>	<b>0</b>	<b>1</b>	<b>0</b>	<b>0</b>	<b>0</b>	<b>3</b>	<b>1</b>	<b>0</b>	<b>0</b>	<b>0</b>	<b>0</b>	<b>0</b>	<b>0</b>	<b>0</b>	<b>0</b>	<b>5-2</b>

+ - Overtime

24	D.J. White	DB	5-11	193lbs	23	R	Georgia Tech	D6a-16
----	------------	----	------	--------	----	---	--------------	--------

D.J. WHITE - NFL REGULAR SEASON STATISTICS

TEAM	GPGS	TACKLES							INTERCEPTIONS					O. FUMB			ST		MISC				
		TK	S	A	TFL	YDS	SK	YDS	QBH	NO	YDS	LG	TD	PD	FF	FR	YDS	S	A	S	A		
2016 Chiefs	6	0	11	10	1	0	0	0.0	0.0	0	1	0	0	0	3	0	0	0	0	0	0	0	0
<b>NFL TOTALS</b>	<b>6</b>	<b>0</b>	<b>11</b>	<b>10</b>	<b>1</b>	<b>0</b>	<b>0</b>	<b>0.0</b>	<b>0.0</b>	<b>0</b>	<b>1</b>	<b>0</b>	<b>0</b>	<b>0</b>	<b>3</b>	<b>0</b>	<b>0</b>	<b>0</b>	<b>0</b>	<b>0.0</b>	<b>0</b>	<b>0.0</b>	<b>0</b>

2016 GAME-BY-GAME REGULAR SEASON STATISTICS (CHIEFS)

OPPONENT	TK	TACKLES							INTERCEPTIONS					O. FUMB			ST		MISC		SCORE			
		S	A	SK	YDS	TFL	YDS	QBH	NO	YDS	LG	TD	PD	FF	FR	YDS	S	A	S	A				
09/11 CHARGERS	P	1	1	0	0.0	0.0	0	0	0	0	0	0	0	0	0	0	0	0	0	0	0	0	0	W 33-27+
09/18 at Texans	P	0	0	0	0.0	0.0	0	0	0	0	0	0	0	0	0	0	0	0	0	0	0	0	0	L 12-19
09/25 JETS	P	0	0	0	0.0	0.0	0	0	0	1	0	0	0	1	0	0	0	0	0	0	0	0	0	W 24-3
10/02 at Steelers	P	1	1	0	0.0	0.0	0	0	0	0	0	0	0	0	0	0	0	0	0	0	0	0	0	L 14-43
10/16 at Raiders	P	4	3	1	0.0	0.0	0	0	0	0	0	0	0	1	0	0	0	0	0	0	0	0	0	W 26-10
10/23 SAINTS	P	5	5	0	0.0	0.0	0	0	0	0	0	0	0	1	0	0	0	0	0	0	0	0	0	W 27-21
10/30 at Colts																								W 30-14
<b>2016 TOTALS</b>	<b>6-0</b>	<b>11</b>	<b>10</b>	<b>1</b>	<b>0.0</b>	<b>0.0</b>	<b>0</b>	<b>0</b>	<b>0</b>	<b>1</b>	<b>0</b>	<b>0</b>	<b>0</b>	<b>3</b>	<b>0</b>	<b>0</b>	<b>0</b>	<b>0</b>	<b>0</b>	<b>0</b>	<b>0</b>	<b>0</b>	<b>0</b>	<b>5-2</b>

+ - Overtime

25	Jamaal Charles	RB	5-11	199lbs	29	9	Texas	D3a-08
----	----------------	----	------	--------	----	---	-------	--------

JAMAAL CHARLES - NFL REGULAR SEASON STATISTICS

TEAM	GP	GS	RUSHING					RECEIVING				
			NO.	YDS.	AVG.	LG	TD	NO.	YDS	AVG	LG	TD
2008 Chiefs	16	2	67	357	5.3	30	0	27	272	10.1	75	1
2009 Chiefs	15	10	190	1,120	5.9	76t	7	40	297	7.4	49	1
2010 Chiefs	16	6	230	1,467	6.4	80	5	45	468	10.4	31	3
2011 Chiefs	2	1	12	83	6.9	24	0	5	9	1.8	9	1
2012 Chiefs	16	15	285	1,509	5.3	91t	5	35	236	6.7	22	1
2013 Chiefs	15	15	259	1,287	5.0	46	12	70	693	9.9	71t	7
2014 Chiefs	15	15	206	1,033	5.0	63t	9	40	291	7.3	30t	5
2015 Chiefs	5	5	71	364	5.1	34t	4	21	177	8.4	26	1
2016*Chiefs	3	0	12	40	3.3	17	1	2	14	7.0	16	0
<b>NFL TOTALS</b>	<b>103</b>	<b>69</b>	<b>1332</b>	<b>7,260</b>	<b>5.5</b>	<b>91t</b>	<b>43</b>	<b>285</b>	<b>2,457</b>	<b>8.6</b>	<b>75</b>	<b>20</b>

**JAMAAL CHARLES - NFL PLAYOFF STATISTICS**

TEAM	RUSHING							RECEIVING				
	GP	GS	NO.	YDS.	AVG.	LG	TD	NO.	YDS	AVG	LG	TD
2010 Chiefs	1	0	9	82	9.1	41t	1	1	15	15.0	15	0
2011 Chiefs	0	0	0	0	0.0	0	0	0	0	0.0	0	0
2013 Chiefs	1	1	3	18	6.0	7	0	0	0	0.0	0	0
2015 Chiefs	0	0	0	0	0.0	0	0	0	0	0.0	0	0
<b>NFL TOTALS</b>	<b>2</b>	<b>1</b>	<b>12</b>	<b>100</b>	<b>8.3</b>	<b>41t</b>	<b>1</b>	<b>1</b>	<b>15</b>	<b>15.0</b>	<b>15</b>	<b>0</b>

**JAMAAL CHARLES - NFL REGULAR SEASON RETURN STATISTICS**

TEAM	KICKOFF RETURNS						PUNT RETURNS					
	RET.	YDS.	AVG.	LG	TD		NO.	FC	YDS	AVG	LG	TD
2008 Chiefs	15	321	21.4	40	0		0	0	0	0.0	0	0
2009 Chiefs	36	925	25.7	97t	1		0	0	0	0.0	0	0
2010 Chiefs	0	0	0.0	0	0		0	0	0	0.0	0	0
2011 Chiefs	0	0	0.0	0	0		0	0	0	0.0	0	0
2012 Chiefs	0	0	0.0	0	0		0	0	0	0.0	0	0
2013 Chiefs	0	0	0.0	0	0		0	0	0	0.0	0	0
2014 Chiefs	0	0	0.0	0	0		0	0	0	0.0	0	0
2015 Chiefs	0	0	0.0	0	0		0	0	0	0.0	0	0
2016 Chiefs	0	0	0.0	0	0		0	0	0	0.0	0	0
<b>NFL TOTALS</b>	<b>51</b>	<b>1,246</b>	<b>24.4</b>	<b>97t</b>	<b>1</b>		<b>0</b>	<b>0</b>	<b>0</b>	<b>0.0</b>	<b>0</b>	<b>0</b>

**JAMAAL CHARLES - NFL PLAYOFF RETURN STATISTICS**

TEAM	KICKOFF RETURNS						PUNT RETURNS					
	RET.	YDS.	AVG.	LG	TD		NO.	FC	YDS	AVG	LG	TD
2010 Chiefs	0	0	0.0	0	0		0	0	0	0.0	0	0
2011 Chiefs	0	0	0.0	0	0		0	0	0	0.0	0	0
2013 Chiefs	0	0	0.0	0	0		0	0	0	0.0	0	0
2015 Chiefs	0	0	0.0	0	0		0	0	0	0.0	0	0
<b>NFL TOTALS</b>	<b>0</b>	<b>0</b>	<b>0.0</b>	<b>0</b>	<b>0</b>		<b>0</b>	<b>0</b>	<b>0</b>	<b>0.0</b>	<b>0</b>	<b>0</b>

**100-YARD RECEIVING GAMES (2)**

DATE	TEAM	NO.	YDS.	AVG.	LG	TD
12/21/08	DOLPHINS	3	102	34.0	75	0
12/15/13	at Raiders	8	195	24.4	71t	4

**100-YARD RUSHING GAMES (23)**

DATE	TEAM	ATT.	YDS.	AVG.	LG	TD
11/02/08	BUCCANEERS	18	106	5.9	22	0
11/15/09	at Raiders	18	103	5.7	44t	1
12/13/09	BILLS	20	143	7.2	76t	1
12/20/09	BROWNS	25	154	6.2	47t	1
12/27/09	at Bengals	24	102	4.3	14	0
01/03/10	at Broncos	25	259	10.4	56t	2
10/31/10	BILLS	22	177	8.0	32	0
11/28/10	at Seahawks	22	173	7.9	29	1
12/05/10	BRONCOS	21	116	5.5	16	0
12/19/10	at Rams	11	126	11.5	80	1
09/23/12	at Saints	33	233	7.1	91t	1
10/07/12	RAVENS	31	140	4.5	25	0
11/12/12	at Steelers	23	100	4.3	12t	1
11/25/12	BRONCOS	23	107	4.7	15	0
12/02/12	PANTHERS	27	127	4.7	16	0
12/09/12	at Browns	18	165	9.2	80t	1
12/23/12	COLTS	22	226	10.3	86t	1
10/06/13	at Titans	22	108	4.9	19	1
11/24/13	CHARGERS	14	115	8.2	46	2
12/08/13	at Redskins	19	150	7.9	35	1
12/22/13	COLTS	13	106	8.2	31t	1
11/16/14	SEAHAWKS	20	159	8.0	47	2
09/17/15	BRONCOS	21	125	6.0	34t	1

**2016 GAME-BY-GAME REGULAR SEASON STATISTICS (CHIEFS)**

	OPPONENT	P/S	RECEIVING				RUSHING				W/L	SCORE
			NO	YDS	LG	TD	ATT	YDS	LG	TD		
09/11	CHARGERS										W	33-27+
09/18	at Texans										L	12-19
09/25	JETS										W	24-3
10/02	at Steelers	P	0	0	0	0	2	7	6	0	L	14-43
10/16	at Raiders	P	2	14	16	0	9	33	17	1	W	26-10
10/23	SAINTS	P	0	0	0	0	1	0	0	0	W	27-21
10/30	at Colts										W	30-14
<b>2016 TOTALS</b>		<b>3-0</b>	<b>2</b>	<b>14</b>	<b>16</b>	<b>0</b>	<b>12</b>	<b>40</b>	<b>17</b>	<b>1</b>	<b>5-2</b>	

27	Kenneth Acker	CB	6-0	195lbs	24	3	Southern Methodist	T (SF)-16
----	---------------	----	-----	--------	----	---	--------------------	-----------

**KENNETH ACKER - NFL REGULAR SEASON STATISTICS**

TEAM	GPGS	TACKLES									INTERCEPTIONS					O. FUMB			ST		MISC	
		TK	S	A	TFL	YDS	SK	YDS	QBH	NO	YDS	LG	TD	PD	FF	FR	YDS	S	A	S	A	
2014 49ers	0	0	0	0	0	0	0.0	0.0	0	0	0	0	0	0	0	0	0	0	0	0	0	0
2015 49ers	15	13	63	53	10	2	6	0.0	0.0	0	3	45	45	0	8	0	0	0	2	0	0	0
2016 Chiefs	3	0	0	0	0	0	0.0	0.0	0	0	0	0	0	0	0	0	0	0	0	0	0	0
<b>NFL TOTALS</b>	<b>18</b>	<b>13</b>	<b>63</b>	<b>53</b>	<b>10</b>	<b>2</b>	<b>6</b>	<b>0.0</b>	<b>0.0</b>	<b>0</b>	<b>3</b>	<b>45</b>	<b>45</b>	<b>0</b>	<b>8</b>	<b>0</b>	<b>0</b>	<b>0</b>	<b>2</b>	<b>0.0</b>	<b>0</b>	<b>0.0</b>

**KENNETH ACKER - NFL PLAYOFF STATISTICS**

TEAM	GPGS	TACKLES									INTERCEPTIONS					O. FUMB			ST		MISC	
		TK	S	A	TFL	YDS	SK	YDS	QBH	NO	YDS	LG	TD	PD	FF	FR	YDS	S	A	S	A	
2014 49ers	0	0	0	0	0	0	0.0	0.0	0	0	0	0	0	0	0	0	0	0	0	0	0	0
<b>NFL TOTALS</b>	<b>0</b>	<b>0</b>	<b>0</b>	<b>0</b>	<b>0</b>	<b>0</b>	<b>0.0</b>	<b>0.0</b>	<b>0</b>	<b>0</b>	<b>0</b>	<b>0</b>	<b>0</b>	<b>0</b>	<b>0</b>	<b>0</b>	<b>0</b>	<b>0</b>	<b>0</b>	<b>0.0</b>	<b>0</b>	<b>0.0</b>

2016 GAME-BY-GAME REGULAR SEASON STATISTICS (CHIEFS)

OPPONENT	TACKLES									INTERCEPTIONS					O. FUMB			ST		MISC		SCORE	
	TK	S	A	SK	YDS	TFL	YDS	QBH	NO	YDS	LG	TD	PD	FF	FR	YDS	S	A	S	A			
09/11 CHARGERS																						W 33-27+	
09/18 at Texans																							L 12-19
09/25 JETS																							W 24-3
10/02 at Steelers P	0	0	0	0.0	0.0	0	0	0	0	0	0	0	0	0	0	0	0	0	0	0	0		L 14-43
10/16 at Raiders																							W 26-10
10/23 SAINTS P	0	0	0	0.0	0.0	0	0	0	0	0	0	0	0	0	0	0	0	0	0	0	0		W 27-21
10/30 at Colts P	0	0	0	0.0	0.0	0	0	0	0	0	0	0	0	0	0	0	0	0	0	0	0		W 30-14
<b>2016 TOTALS</b>	<b>3-0</b>	<b>0</b>	<b>0</b>	<b>0</b>	<b>0.0</b>	<b>0.0</b>	<b>0</b>	<b>0</b>	<b>0</b>	<b>0</b>	<b>0</b>	<b>0</b>	<b>0</b>	<b>0</b>	<b>0</b>	<b>0</b>	<b>0</b>	<b>0</b>	<b>0</b>	<b>0</b>	<b>0</b>	<b>0</b>	<b>5-2</b>

29	Eric Berry	S	6-0	211lbs	27	7	Tennessee	D1-10
----	------------	---	-----	--------	----	---	-----------	-------

ERIC BERRY - NFL REGULAR SEASON STATISTICS

TEAM	GPGS	TACKLES									INTERCEPTIONS					O. FUMB			ST		MISC	
		TK	S	A	TFL	YDS	SK	YDS	QBH	NO	YDS	LG	TD	PD	FF	FR	YDS	S	A	S	A	
2010 Chiefs	16	126	82	44	5	0	2.0	11.0	6	4	102	54t	1	13	1	0	0	5	0	0	0	
2011 Chiefs	1	0	0	0	0	0	0.0	0.0	0	0	0	0	0	0	0	0	0	0	0	0	0	
2012 Chiefs	16	86	73	13	10	0	0.0	0.0	0	1	0	0	10	0	0	0	0	0	0	0	0	
2013 Chiefs	15	74	66	8	11	41	3.5	26.5	7	3	134	49	2	11	1	2	24	0	0	0	0	
2014 Chiefs	6	37	32	5	0	0	0.0	0.0	1	0	0	0	2	0	0	0	0	0	0	0	0	
2015 Chiefs	16	61	55	6	0	0	0.0	0.0	0	2	40	25	0	10	0	0	0	0	0	0	0	
2016 Chiefs	7	30	24	6	0	0	0.0	0.0	0	1	0	0	0	4	0	0	0	0	0	0	0	
<b>NFL TOTALS</b>	<b>77</b>	<b>414</b>	<b>332</b>	<b>82</b>	<b>26</b>	<b>41</b>	<b>5.5</b>	<b>37.5</b>	<b>14</b>	<b>11</b>	<b>276</b>	<b>54t</b>	<b>3</b>	<b>50</b>	<b>2</b>	<b>2</b>	<b>24</b>	<b>5</b>	<b>0.0</b>	<b>0</b>	<b>0.0</b>	

ERIC BERRY - NFL PLAYOFF STATISTICS

TEAM	GPGS	TACKLES									INTERCEPTIONS					O. FUMB			ST		MISC	
		TK	S	A	TFL	YDS	SK	YDS	QBH	NO	YDS	LG	TD	PD	FF	FR	YDS	S	A	S	A	
2010 Chiefs	1	12	11	1	0	0	0.0	0.0	0	0	0	0	0	4	0	0	0	0	0	0	0	
2011 Chiefs	0	0	0	0	0	0	0.0	0.0	0	0	0	0	0	0	0	0	0	0	0	0	0	
2013 Chiefs	1	9	7	2	0	0	0.0	0.0	0	0	0	0	0	1	0	0	0	0	0	0	0	
2014 Chiefs	0	0	0	0	0	0	0.0	0.0	0	0	0	0	0	0	0	0	0	0	0	0	0	
2015 Chiefs	2	10	8	2	1	2	0.0	0.0	0	1	0	0	1	0	0	0	0	0	0	0	0	
<b>NFL TOTALS</b>	<b>4</b>	<b>31</b>	<b>26</b>	<b>5</b>	<b>1</b>	<b>2</b>	<b>0.0</b>	<b>0.0</b>	<b>0</b>	<b>1</b>	<b>0</b>	<b>0</b>	<b>0</b>	<b>5</b>	<b>1</b>	<b>0</b>	<b>0</b>	<b>0</b>	<b>0.0</b>	<b>0</b>	<b>0.0</b>	

2016 GAME-BY-GAME REGULAR SEASON STATISTICS (CHIEFS)

OPPONENT	TACKLES									INTERCEPTIONS					O. FUMB			ST		MISC		SCORE
	TK	S	A	SK	YDS	TFL	YDS	QBH	NO	YDS	LG	TD	PD	FF	FR	YDS	S	A	S	A		
09/11 CHARGERS S	6	6	0	0.0	0.0	0	0	0	0	0	0	0	0	0	0	0	0	0	0	0		W 33-27+
09/18 at Texans S	5	2	3	0.0	0.0	0	0	0	0	0	0	0	0	0	0	0	0	0	0	0		L 12-19
09/25 JETS S	3	3	0	0.0	0.0	0	0	0	1	0	0	0	3	0	0	0	0	0	0	0		W 24-3
10/02 at Steelers S	3	3	0	0.0	0.0	0	0	0	0	0	0	0	0	0	0	0	0	0	0	0		L 14-43
10/16 at Raiders S	2	1	1	0.0	0.0	0	0	0	0	0	0	0	0	0	0	0	0	0	0	0		W 26-10
10/23 SAINTS S	8	6	2	0.0	0.0	0	0	0	0	0	0	1	0	0	0	0	0	0	0	0		W 27-21
10/30 at Colts S	3	3	0	0.0	0.0	0	0	0	0	0	0	0	0	0	0	0	0	0	0	0		W 30-14
<b>2016 TOTALS</b>	<b>7-7</b>	<b>30</b>	<b>24</b>	<b>6</b>	<b>0.0</b>	<b>0.0</b>	<b>0</b>	<b>0</b>	<b>0</b>	<b>1</b>	<b>0</b>	<b>0</b>	<b>4</b>	<b>0</b>	<b>0</b>	<b>0</b>	<b>0</b>	<b>0</b>	<b>0</b>	<b>0</b>	<b>0</b>	<b>5-2</b>

+ - Overtime

32	Spencer Ware	RB	5-10	229lbs	24	3	Louisiana State	FA-15
----	--------------	----	------	--------	----	---	-----------------	-------



**SPENCER WARE - NFL REGULAR SEASON STATISTICS**

TEAM	RUSHING								RECEIVING				
	GP	GS	NO.	YDS.	AVG.	LG	TD	NO.	YDS	AVG	LG	TD	
2013 Seahawks	2	0	3	10	3.3	5	0	0	0	0.0	0	0	
2015 Chiefs	11	2	72	403	5.6	52	6	6	5	0.8	5	0	
2016* Chiefs	7	7	102	511	5.0	46	2	17	313	18.4	46t	1	
<b>NFL TOTALS</b>	<b>20</b>	<b>9</b>	<b>177</b>	<b>924</b>	<b>5.2</b>	<b>52</b>	<b>8</b>	<b>23</b>	<b>318</b>	<b>13.8</b>	<b>46t</b>	<b>1</b>	

**SPENCER WARE - NFL PLAYOFF STATISTICS**

TEAM	RUSHING								RECEIVING				
	GP	GS	NO.	YDS.	AVG.	LG	TD	NO.	YDS	AVG	LG	TD	
2013 Seahawks	0	0	0	0	0.0	0	0	0	0	0.0	0	0	
2015 Chiefs	2	0	16	67	4.2	23	1	0	0	0.0	0	0	
<b>NFL TOTALS</b>	<b>2</b>	<b>0</b>	<b>16</b>	<b>67</b>	<b>4.2</b>	<b>23</b>	<b>1</b>	<b>0</b>	<b>0</b>	<b>0.0</b>	<b>0</b>	<b>0</b>	

**SPENCER WARE - NFL REGULAR SEASON RETURN STATISTICS**

TEAM	KICKOFF RETURNS						PUNT RETURNS					
	RET.	YDS.	AVG.	LG	TD	NO.	FC	YDS	AVG	LG	TD	
2013 Seahawks	0	0	0.0	0	0	0	0	0	0.0	0	0	
2015 Chiefs	1	14	14.0	14	0	0	0	0	0.0	0	0	
2016 Chiefs	0	0	0.0	0	0	0	0	0	0.0	0	0	
<b>NFL TOTALS</b>	<b>1</b>	<b>14</b>	<b>14.0</b>	<b>14</b>	<b>0</b>	<b>0</b>	<b>0</b>	<b>0</b>	<b>0.0</b>	<b>0</b>	<b>0</b>	

**SPENCER WARE - NFL PLAYOFF RETURN STATISTICS**

TEAM	KICKOFF RETURNS						PUNT RETURNS					
	RET.	YDS.	AVG.	LG	TD	NO.	FC	YDS	AVG	LG	TD	
2013 Seahawks	0	0	0.0	0	0	0	0	0	0.0	0	0	
2015 Chiefs	0	0	0.0	0	0	0	0	0	0.0	0	0	
<b>NFL TOTALS</b>	<b>0</b>	<b>0</b>	<b>0.0</b>	<b>0</b>	<b>0</b>	<b>0</b>	<b>0</b>	<b>0</b>	<b>0.0</b>	<b>0</b>	<b>0</b>	

**100-YARD RECEIVING GAMES (1)**

DATE	TEAM	NO.	YDS.	AVG.	LG	TD
09/11/16*	CHARGERS	7	129	18.4	45	0

**100-YARD RUSHING GAMES (2)**

DATE	TEAM	ATT.	YDS.	AVG.	LG	TD
11/29/15	BILLS	19	114	6.0	35	1
10/16/16*	at Raiders	24	131	5.5	45	1

2016 GAME-BY-GAME REGULAR SEASON STATISTICS (CHIEFS)

	OPPONENT	P/S	RECEIVING				RUSHING				W/L	SCORE
			NO	YDS	LG	TD	ATT	YDS	LG	TD		
09/11	CHARGERS	S	7	129	45	0	11	70	14	1	W	33-27+
09/18	at Texans	S	2	48	34	0	10	57	25	0	L	12-19
09/25	JETS	S	1	8	8	0	20	75	17	0	W	24-3
10/02	at Steelers	S	1	14	14	0	13	82	46	0	L	14-43
10/16	at Raiders	S	2	32	30	0	24	131	45	1	W	26-10
10/23	SAINTS	S	2	54	46t	1	17	77	12	0	W	27-21
10/30	at Colts	S	2	28	23	0	7	19	7	0	W	30-14
<b>2016 TOTALS</b>		<b>7-7</b>	<b>17</b>	<b>313</b>	<b>46t</b>	<b>1</b>	<b>102</b>	<b>511</b>	<b>46</b>	<b>2</b>	<b>5-2</b>	

+ - Overtime

35	Charcandrick West	RB	5-10	205lbs	25	3	Abilene Christian	FA-14
----	-------------------	----	------	--------	----	---	-------------------	-------

CHARCANDRICK WEST - NFL REGULAR SEASON STATISTICS

TEAM	GP	GS	RUSHING					RECEIVING				
			NO.	YDS.	AVG.	LG	TD	NO.	YDS	AVG	LG	TD
2014 Chiefs	6	0	0	0	0.0	0	0	0	0	0.0	0	0
2015 Chiefs	15	9	160	634	4.0	38t	4	20	214	10.7	80t	1
2016* Chiefs	6	0	33	139	4.2	28	0	13	45	3.5	7	0
<b>NFL TOTALS</b>	<b>27</b>	<b>9</b>	<b>193</b>	<b>773</b>	<b>4.0</b>	<b>38t</b>	<b>4</b>	<b>33</b>	<b>259</b>	<b>7.8</b>	<b>80t</b>	<b>1</b>

CHARCANDRICK WEST - NFL PLAYOFF STATISTICS

TEAM	GP	GS	RUSHING					RECEIVING				
			NO.	YDS.	AVG.	LG	TD	NO.	YDS	AVG	LG	TD
2014 Chiefs	0	0	0	0	0.0	0	0	0	0	0.0	0	0
2015 Chiefs	2	2	25	87	3.5	17	1	3	24	8.0	9	0
<b>NFL TOTALS</b>	<b>2</b>	<b>2</b>	<b>25</b>	<b>87</b>	<b>3.5</b>	<b>17</b>	<b>1</b>	<b>3</b>	<b>24</b>	<b>8.0</b>	<b>9</b>	<b>0</b>

CHARCANDRICK WEST - NFL REGULAR SEASON RETURN STATISTICS

TEAM	KICKOFF RETURNS					PUNT RETURNS					
	RET.	YDS.	AVG.	LG	TD	NO.	FC	YDS	AVG	LG	TD
2014 Chiefs	0	0	0.0	0	0	0	0	0	0.0	0	0
2015 Chiefs	0	0	0.0	0	0	0	0	0	0.0	0	0
2016 Chiefs	0	0	0.0	0	0	0	0	0	0.0	0	0
<b>NFL TOTALS</b>	<b>0</b>	<b>0</b>	<b>0.0</b>	<b>0</b>	<b>0</b>	<b>0</b>	<b>0</b>	<b>0</b>	<b>0.0</b>	<b>0</b>	<b>0</b>

CHARCANDRICK WEST - NFL PLAYOFF RETURN STATISTICS

TEAM	KICKOFF RETURNS					PUNT RETURNS					
	RET.	YDS.	AVG.	LG	TD	NO.	FC	YDS	AVG	LG	TD
2014 Chiefs	0	0	0.0	0	0	0	0	0	0.0	0	0
2015 Chiefs	0	0	0.0	0	0	0	0	0	0.0	0	0
<b>NFL TOTALS</b>	<b>0</b>	<b>0</b>	<b>0.0</b>	<b>0</b>	<b>0</b>	<b>0</b>	<b>0</b>	<b>0</b>	<b>0.0</b>	<b>0</b>	<b>0</b>

100-YARD RUSHING GAMES (1)

DATE	TEAM	ATT.	YDS.	AVG.	LG	TD
10/25/15	STEELERS	22	110	5.0	36	1

2016 GAME-BY-GAME REGULAR SEASON STATISTICS (CHIEFS)

DATE	OPPONENT	P/S	RECEIVING				RUSHING				W/L	SCORE
			NO	YDS	LG	TD	ATT	YDS	LG	TD		
09/11	CHARGERS	P	6	24	7	0	3	-1	8	0	W	33-27+
09/18	at Texans	P	1	2	2	0	6	61	28	0	L	12-19
09/25	JETS	P	3	8	6	0	3	3	2	0	W	24-3
10/02	at Steelers		INACTIVE								L	14-43
10/16	at Raiders	P	0	0	0	0	3	19	8	0	W	26-10
10/23	SAINTS	P	1	3	3	0	4	5	2	0	W	27-21
10/30	at Colts	P	2	8	6	0	14	52	18	0	W	30-14
<b>2016 TOTALS</b>		<b>6-0</b>	<b>13</b>	<b>45</b>	<b>7</b>	<b>0</b>	<b>33</b>	<b>139</b>	<b>28</b>	<b>0</b>	<b>5-2</b>	

+ - Overtime

38	Ron Parker	DB	6-0	206lbs	29	6	Newberry	UFA-15
----	------------	----	-----	--------	----	---	----------	--------

RON PARKER - NFL REGULAR SEASON STATISTICS

TEAM	GPGS	TK	S	A	TACKLES					INTERCEPTIONS					O. FUMB			ST			MISC											
					TFL	YDS	SK	YDS	QBH	NO	YDS	LG	TD	PD	FF	FR	YDS	S	A	S	A	S	A									
2011 Raiders	3	0	0	0	0	0	0.0	0.0	0	0	0	0	0	0	0	0	0	0	0	0	0	0	0	0	0	0	0	0	0	0	0	0
Went from Raiders to Seahawks.																																
2011 Seahawks	2	0	0	0	0	0	0.0	0.0	0	0	0	0	0	0	0	0	0	0	0	0	0	0	0	0	0	0	0	0	0	0	0	
2012 Panthers	3	0	0	0	0	0	0.0	0.0	0	0	0	0	0	0	0	0	0	0	0	0	0	0	0	0	1	0	0	0	0	0	0	
Went from Panthers to Seahawks.																																
2012 Seahawks	2	0	0	0	0	0	0.0	0.0	0	0	0	0	0	0	0	0	0	0	0	0	0	0	0	2	0	0	0	0	0	0	0	
2013 Chiefs	16	1	7	7	0	0	1.0	3.0	0	2	29	15	0	3	1	3	20	10	0	0	0	0	0	0	0	0	0	0	0	0	0	
2014 Chiefs	16	15	94	84	10	2	18	1.0	14.0	1	1	10	10	0	12	1	0	0	0	0	0	0	0	0	0	0	0	0	0	0	0	
2015 Chiefs	16	16	78	67	11	6	17	5.0	16.0	5	3	5	5	0	12	1	0	0	0	0	0	0	0	0	0	0	0	0	0	0	0	
2016 Chiefs	7	7	29	23	6	1	1	0.0	0.0	0	0	0	0	0	6	2	0	0	0	0	0	0	0	0	0	0	0	0	0	0	0	
<b>NFL TOTALS</b>	<b>65</b>	<b>39</b>	<b>208</b>	<b>181</b>	<b>27</b>	<b>9</b>	<b>36</b>	<b>7.0</b>	<b>33.0</b>	<b>6</b>	<b>6</b>	<b>44</b>	<b>15</b>	<b>0</b>	<b>33</b>	<b>5</b>	<b>3</b>	<b>20</b>	<b>13</b>	<b>0.0</b>	<b>0</b>	<b>0.0</b>	<b>0</b>	<b>0.0</b>	<b>0</b>	<b>0.0</b>	<b>0</b>	<b>0.0</b>	<b>0</b>	<b>0.0</b>	<b>0</b>	

RON PARKER - NFL PLAYOFF STATISTICS

TEAM	GPGS	TK	S	A	TACKLES					INTERCEPTIONS					O. FUMB			ST			MISC									
					TFL	YDS	SK	YDS	QBH	NO	YDS	LG	TD	PD	FF	FR	YDS	S	A	S	A	S	A							
2013 Chiefs	1	0	0	0	0	0	0.0	0.0	0	0	0	0	0	0	0	0	0	0	0	0	0	0	0	1	0	0	0	0	0	0
2015 Chiefs	2	2	10	6	4	0	0	0.0	0.0	0	0	0	0	0	0	0	0	0	0	0	0	0	0	0	0	0	0	0	0	0
<b>NFL TOTALS</b>	<b>3</b>	<b>2</b>	<b>10</b>	<b>6</b>	<b>4</b>	<b>0</b>	<b>0</b>	<b>0.0</b>	<b>0.0</b>	<b>0</b>	<b>0</b>	<b>0</b>	<b>0</b>	<b>0</b>	<b>0</b>	<b>0</b>	<b>0</b>	<b>0</b>	<b>0</b>	<b>0</b>	<b>0</b>	<b>0</b>	<b>0</b>	<b>1</b>	<b>0.0</b>	<b>0</b>	<b>0.0</b>	<b>0</b>	<b>0.0</b>	<b>0</b>

2016 GAME-BY-GAME REGULAR SEASON STATISTICS (CHIEFS)

DATE	OPPONENT	TK	S	A	TACKLES					INTERCEPTIONS					O. FUMB			ST			SCORE							
					TFL	YDS	SK	YDS	QBH	NO	YDS	LG	TD	PD	FF	FR	YDS	S	A	S		A						
09/11	CHARGERS	S	4	3	1	0.0	0.0	0	0	0	0	0	0	0	1	0	0	0	0	0	0	0	0	0	0	0	W	33-27+
09/18	at Texans	S	5	3	2	0.0	0.0	1	1	0	0	0	0	0	1	0	0	0	0	0	0	0	0	0	0	0	L	12-19
09/25	JETS	S	3	3	0	0.0	0.0	0	0	0	0	0	0	2	0	0	0	0	0	0	0	0	0	0	0	W	24-3	
10/02	at Steelers	S	2	1	1	0.0	0.0	0	0	0	0	0	0	0	0	0	0	0	0	0	0	0	0	0	0	L	14-43	
10/16	at Raiders	S	5	4	1	0.0	0.0	0	0	0	0	0	0	1	0	0	0	0	0	0	0	0	0	0	0	W	26-10	
10/23	SAINTS	S	7	7	0	0.0	0.0	0	0	0	0	0	0	1	2	0	0	0	0	0	0	0	0	0	0	W	27-21	
10/30	at Colts	S	3	2	1	0.0	0.0	0	0	0	0	0	0	0	0	0	0	0	0	0	0	0	0	0	0	W	30-14	
<b>2016 TOTALS</b>		<b>7-7</b>	<b>29</b>	<b>23</b>	<b>6</b>	<b>0.0</b>	<b>0.0</b>	<b>1</b>	<b>1</b>	<b>0</b>	<b>0</b>	<b>0</b>	<b>0</b>	<b>6</b>	<b>2</b>	<b>0</b>	<b>0</b>	<b>0</b>	<b>0</b>	<b>0</b>	<b>0</b>	<b>0</b>	<b>0</b>	<b>0</b>	<b>0</b>	<b>0</b>	<b>5-2</b>	

+ - Overtime

39	Terrance Mitchell	CB	5-11	190lbs	24	3	Oregon	FA-16
----	-------------------	----	------	--------	----	---	--------	-------

### TERRANCE MITCHELL - NFL REGULAR SEASON STATISTICS

TEAM	G	GS	TACKLES							INTERCEPTIONS					O. FUMB			ST		MISC		
			TK	S	A	TFL	YDS	SK	YDS	QBH	NO	YDS	LG	TD	PD	FF	FR	YDS	S	A	S	A
2014 Bears	0	0	0	0	0	0	0	0.0	0.0	0	0	0	0	0	0	0	0	0	0	0	0	0
2015 Bears	5	0	1	1	0	0	0	0.0	0.0	0	0	0	0	0	1	0	0	0	0	0	0	0
Went from <b>Bears</b> to <b>Cowboys</b> .																						
2015 Cowboys	3	0	12	9	3	0	0	1.0	13.0	1	1	-2	0	0	2	1	0	0	0	0	0	0
2016 Chiefs	1	0	0	0	0	0	0	0.0	0.0	0	0	0	0	0	0	0	0	0	0	0	0	0
<b>NFL TOTALS</b>	<b>9</b>	<b>0</b>	<b>13</b>	<b>10</b>	<b>3</b>	<b>0</b>	<b>0</b>	<b>1.0</b>	<b>13.0</b>	<b>1</b>	<b>1</b>	<b>-2</b>	<b>0</b>	<b>0</b>	<b>3</b>	<b>1</b>	<b>0</b>	<b>0</b>	<b>0</b>	<b>0.0</b>	<b>0</b>	<b>0.0</b>

### TERRANCE MITCHELL - NFL PLAYOFF STATISTICS

TEAM	G	GS	TACKLES							INTERCEPTIONS					O. FUMB			ST		MISC		
			TK	S	A	TFL	YDS	SK	YDS	QBH	NO	YDS	LG	TD	PD	FF	FR	YDS	S	A	S	A
2014 Bears	0	0	0	0	0	0	0	0.0	0.0	0	0	0	0	0	0	0	0	0	0	0	0	0
2015 Bears	0	0	0	0	0	0	0	0.0	0.0	0	0	0	0	0	0	0	0	0	0	0	0	0
Went from <b>Bears</b> to <b>Cowboys</b> .																						
2015 Cowboys	0	0	0	0	0	0	0	0.0	0.0	0	0	0	0	0	0	0	0	0	0	0	0	0
2016 Chiefs	0	0	0	0	0	0	0	0.0	0.0	0	0	0	0	0	0	0	0	0	0	0	0	0
<b>NFL TOTALS</b>	<b>0</b>	<b>0</b>	<b>0</b>	<b>0</b>	<b>0</b>	<b>0</b>	<b>0</b>	<b>0.0</b>	<b>0.0</b>	<b>0</b>	<b>0</b>	<b>0</b>	<b>0</b>	<b>0</b>	<b>0</b>	<b>0</b>	<b>0</b>	<b>0</b>	<b>0</b>	<b>0.0</b>	<b>0</b>	<b>0.0</b>

#### 2016 GAME-BY-GAME REGULAR SEASON STATISTICS (CHIEFS)

OPPONENT	TK	S	A	TACKLES							INTERCEPTIONS					O. FUMB			ST		MISC		SCORE
				SK	YDS	TFL	YDS	QBH	NO	YDS	LG	TD	PD	FF	FR	YDS	S	A	S	A			
09/11 CHARGERS																							W 33-27+
09/18 at Texans																							L 12-19
09/25 JETS																							W 24-3
10/02 at Steelers																							L 14-43
10/16 at Raiders																							W 26-10
10/23 SAINTS																							W 27-21
10/30 at Colts	P	0	0	0	0.0	0.0	0	0	0	0	0	0	0	0	0	0	0	0	0	0	0	0	W 30-14
<b>2016 TOTALS</b>	<b>1-0</b>	<b>0</b>	<b>0</b>	<b>0</b>	<b>0.0</b>	<b>0.0</b>	<b>0</b>	<b>0</b>	<b>0</b>	<b>0</b>	<b>0</b>	<b>0</b>	<b>0</b>	<b>0</b>	<b>0</b>	<b>0</b>	<b>0</b>	<b>0</b>	<b>0</b>	<b>0</b>	<b>0</b>	<b>0</b>	<b>5-2</b>

41 James Winchester LS 6-3 240lbs 27 2 Oklahoma FA-15

### JAMES WINCHESTER - NFL REGULAR SEASON STATISTICS

TEAM	GP
2015 Chiefs	16
2016 Chiefs	7
<b>NFL TOTALS</b>	<b>23</b>

### JAMES WINCHESTER - NFL PLAYOFF STATISTICS

TEAM	GP
2015 Chiefs	2
<b>NFL TOTALS</b>	<b>2</b>

2016 GAME-BY-GAME REGULAR SEASON STATISTICS (CHIEFS)

OPPONENT		W/L	SCORE
09/11 CHARGERS	P	W	33-27+
09/18 at Texans	P	L	12-19
09/25 JETS	P	W	24-3
10/02 at Steelers	P	L	14-43
10/16 at Raiders	P	W	26-10
10/23 SAINTS	P	W	27-21
10/30 at Colts	P	W	30-14
<b>2016 TOTALS</b>	<b>7</b>	<b>5-2</b>	

+ - Overtime

42 Anthony Sherman FB 5-10 242lbs 27 6 Connecticut T (ARI)-13

ANTHONY SHERMAN - NFL REGULAR SEASON STATISTICS

TEAM	GP	GS	RUSHING					RECEIVING				
			NO.	YDS.	AVG.	LG	TD	NO.	YDS	AVG	LG	TD
2011 Cardinals	15	7	1	3	3.0	3	0	8	72	9.0	19	0
2012 Cardinals	13	4	0	0	0.0	0	0	5	39	7.8	19	0
2013 Chiefs	16	8	2	3	1.5	2	0	18	155	8.6	26	1
2014 Chiefs	16	6	2	8	4.0	4	0	10	71	7.1	24	1
2015 Chiefs	16	2	1	0	0.0	0	0	4	34	8.5	18	0
2016*Chiefs	7	1	0	0	0.0	0	0	2	3	1.5	3	0
<b>NFL TOTALS</b>	<b>83</b>	<b>28</b>	<b>6</b>	<b>14</b>	<b>2.3</b>	<b>4</b>	<b>0</b>	<b>47</b>	<b>374</b>	<b>8.0</b>	<b>26</b>	<b>2</b>

ANTHONY SHERMAN - NFL PLAYOFF STATISTICS

TEAM	GP	GS	RUSHING					RECEIVING				
			NO.	YDS.	AVG.	LG	TD	NO.	YDS	AVG	LG	TD
2013 Chiefs	1	1	0	0	0.0	0	0	2	1	0.5	5t	1
2015 Chiefs	2	0	0	0	0.0	0	0	2	4	2.0	3	0
<b>NFL TOTALS</b>	<b>3</b>	<b>1</b>	<b>0</b>	<b>0</b>	<b>0.0</b>	<b>0</b>	<b>0</b>	<b>4</b>	<b>5</b>	<b>1.3</b>	<b>5t</b>	<b>1</b>

ANTHONY SHERMAN - NFL REGULAR SEASON RETURN STATISTICS

TEAM	KICKOFF RETURNS					PUNT RETURNS					
	RET.	YDS.	AVG.	LG	TD	NO.	FC	YDS	AVG	LG	TD
2011 Cardinals	0	0	0.0	0	0	0	0	0	0.0	0	0
2012 Cardinals	0	0	0.0	0	0	0	0	0	0.0	0	0
2013 Chiefs	0	0	0.0	0	0	0	0	0	0.0	0	0
2014 Chiefs	1	13	13.0	13	0	0	0	0	0.0	0	0
2015 Chiefs	2	20	10.0	11	0	0	0	0	0.0	0	0
2016 Chiefs	0	0	0.0	0	0	0	0	0	0.0	0	0
<b>NFL TOTALS</b>	<b>3</b>	<b>33</b>	<b>11.0</b>	<b>13</b>	<b>0</b>	<b>0</b>	<b>0</b>	<b>0</b>	<b>0.0</b>	<b>0</b>	<b>0</b>

## ANTHONY SHERMAN - NFL PLAYOFF RETURN STATISTICS

TEAM	KICKOFF RETURNS					PUNT RETURNS					
	RET.	YDS.	AVG.	LG	TD	NO.	FC	YDS	AVG	LG	TD
2013 Chiefs	0	0	0.0	0	0	0	0	0	0.0	0	0
2015 Chiefs	0	0	0.0	0	0	0	0	0	0.0	0	0
<b>NFL TOTALS</b>	<b>0</b>	<b>0</b>	<b>0.0</b>	<b>0</b>	<b>0</b>	<b>0</b>	<b>0</b>	<b>0</b>	<b>0.0</b>	<b>0</b>	<b>0</b>

### 2016 GAME-BY-GAME REGULAR SEASON STATISTICS (CHIEFS)

DATE	OPPONENT	P/S	RECEIVING				RUSHING				W/L	SCORE				
			NO	YDS	LG	TD	ATT	YDS	LG	TD						
09/11	CHARGERS	P	0	0	0	0	0	0	0	0	0	0	0	0	W	33-27+
09/18	at Texans	P	0	0	0	0	0	0	0	0	0	0	0	0	L	12-19
09/25	JETS	P	1	3	3	0	0	0	0	0	0	0	0	0	W	24-3
10/02	at Steelers	P	0	0	0	0	0	0	0	0	0	0	0	0	L	14-43
10/16	at Raiders	P	0	0	0	0	0	0	0	0	0	0	0	0	W	26-10
10/23	SAINTS	S	1	0	0	0	0	0	0	0	0	0	0	0	W	27-21
10/30	at Colts	P	0	0	0	0	0	0	0	0	0	0	0	0	W	30-14
<b>2016 TOTALS</b>		<b>7-1</b>	<b>2</b>	<b>3</b>	<b>3</b>	<b>0</b>	<b>0</b>	<b>0</b>	<b>0</b>	<b>0</b>	<b>0</b>	<b>0</b>	<b>0</b>	<b>0</b>	<b>5-2</b>	

+ - Overtime

49 Daniel Sorensen S 6-2 208lbs 26 3 Brigham Young FA-14

## DANIEL SORENSEN - NFL REGULAR SEASON STATISTICS

TEAM	GPGS	TACKLES								INTERCEPTIONS					O. FUMB			ST		MISC		
		TK	S	A	TFL	YDS	SK	YDS	QBH	NO	YDS	LG	TD	PD	FF	FR	YDS	S	A	S	A	
2014 Chiefs	9	0	0	0	0	0	0.0	0.0	0	0	0	0	0	0	0	0	0	6	1	0	0	
2015 Chiefs	16	0	16	14	2	1	7	1.0	7.0	2	0	0	0	2	0	0	0	6	1	0	0	
2016 Chiefs	7	0	27	26	1	3	11	1.0	8.0	2	2	48	48t	1	3	1	0	1	1	0	0	
<b>NFL TOTALS</b>	<b>32</b>	<b>0</b>	<b>43</b>	<b>40</b>	<b>3</b>	<b>4</b>	<b>18</b>	<b>2.0</b>	<b>15.0</b>	<b>4</b>	<b>2</b>	<b>48</b>	<b>48t</b>	<b>1</b>	<b>5</b>	<b>1</b>	<b>0</b>	<b>0</b>	<b>13</b>	<b>3.0</b>	<b>0</b>	<b>0.0</b>

## DANIEL SORENSEN - NFL PLAYOFF STATISTICS

TEAM	GPGS	TACKLES								INTERCEPTIONS					O. FUMB			ST		MISC	
		TK	S	A	TFL	YDS	SK	YDS	QBH	NO	YDS	LG	TD	PD	FF	FR	YDS	S	A	S	A
2014 Chiefs	0	0	0	0	0	0	0.0	0.0	0	0	0	0	0	0	0	0	0	0	0	0	0
2015 Chiefs	2	0	1	0	1	0	0.0	0.0	0	0	0	0	0	0	0	0	0	0	0	0	0
<b>NFL TOTALS</b>	<b>2</b>	<b>0</b>	<b>1</b>	<b>0</b>	<b>1</b>	<b>0</b>	<b>0.0</b>	<b>0.0</b>	<b>0</b>	<b>0</b>	<b>0</b>	<b>0</b>	<b>0</b>	<b>0</b>	<b>0</b>	<b>0</b>	<b>0</b>	<b>0</b>	<b>0</b>	<b>0</b>	<b>0.0</b>

### 2016 GAME-BY-GAME REGULAR SEASON STATISTICS (CHIEFS)

DATE	OPPONENT	P/S	TACKLES								INTERCEPTIONS					O. FUMB			ST		SCORE				
			TK	S	A	SK	YDS	TFL	YDS	QBH	NO	YDS	LG	TD	PD	FF	FR	YDS	S	A		S	A		
09/11	CHARGERS	P	0	0	0	0	0.0	0.0	0	0	1	0	0	0	0	0	0	0	0	0	0	0	0	0	W 33-27+
09/18	at Texans	P	2	2	0	0	0.0	0.0	0	0	0	0	0	0	0	0	0	0	1	0	0	0	0	L 12-19	
09/25	JETS	P	2	2	0	0	0.0	0.0	0	0	1	0	0	0	2	0	0	0	0	0	0	0	0	W 24-3	
10/02	at Steelers	P	5	4	1	0	0.0	0.0	1	1	0	0	0	0	0	0	0	0	0	0	0	0	0	L 14-43	
10/16	at Raiders	P	5	5	0	0	0.0	0.0	0	0	0	0	0	0	0	0	0	0	1	0	0	0	0	W 26-10	
10/23	SAINTS	P	6	6	0	1	8.0	8.0	1	8	1	1	48	48	1	1	0	0	0	0	0	0	0	W 27-21	
10/30	at Colts	P	7	7	0	0	0.0	0.0	1	2	0	0	0	0	1	0	0	0	0	0	0	0	0	W 30-14	
<b>2016 TOTALS</b>	<b>7-0</b>	<b>27</b>	<b>26</b>	<b>1</b>	<b>1.0</b>	<b>8.0</b>	<b>3</b>	<b>11</b>	<b>2</b>	<b>2</b>	<b>48</b>	<b>48t</b>	<b>1</b>	<b>3</b>	<b>1</b>	<b>0</b>	<b>0</b>	<b>1</b>	<b>1</b>	<b>0</b>	<b>0</b>	<b>0</b>	<b>5-2</b>		

+ - Overtime

51 Frank Zombo LB 6-3 254lbs 29 7 Central Michigan UFA-16

## FRANK ZOMBO - NFL REGULAR SEASON STATISTICS

TEAM	GP	GS	TACKLES							INTERCEPTIONS					O. FUMB			ST		MISC		
			TK	S	A	TFL	YDS	SK	YDS	QBH	NO	YDS	LG	TD	PD	FF	FR	YDS	S	A	S	A
2010 Packers	13	8	38	28	10	5	0	4.0	34.0	6	0	0	0	0	0	2	0	0	0	0	0	0
2011 Packers	5	1	9	7	2	1	0	1.0	7.0	1	0	0	0	0	0	0	0	0	1	0	0	0
2012 Packers	7	0	6	4	2	0	0	0.0	0.0	0	0	0	0	0	0	0	0	0	1	1	0	0
2013 Chiefs	16	5	23	20	3	0	0	2.0	15.0	5	1	5	5	0	2	1	1	0	3	1	0	0
2014 Chiefs	16	0	1	1	0	0	0	0.0	0.0	0	0	0	0	0	0	0	2	0	7	0	0	0
2015 Chiefs	16	2	10	8	2	2	14	3.0	25.0	5	0	0	0	0	1	0	0	8	1	0	0	0
2016 Chiefs	7	7	27	20	7	3	8	1.0	5.0	2	0	0	0	1	1	0	0	0	0	0	0	0
<b>NFL TOTALS</b>	<b>80</b>	<b>23</b>	<b>114</b>	<b>88</b>	<b>26</b>	<b>11</b>	<b>22</b>	<b>11.0</b>	<b>86.0</b>	<b>19</b>	<b>1</b>	<b>5</b>	<b>5</b>	<b>0</b>	<b>3</b>	<b>5</b>	<b>3</b>	<b>0</b>	<b>20</b>	<b>3.0</b>	<b>0</b>	<b>0.0</b>

## FRANK ZOMBO - NFL PLAYOFF STATISTICS

TEAM	GP	GS	TACKLES							INTERCEPTIONS					O. FUMB			ST		MISC		
			TK	S	A	TFL	YDS	SK	YDS	QBH	NO	YDS	LG	TD	PD	FF	FR	YDS	S	A	S	A
2010 Packers	1	1	5	5	0	2	0	1.0	2.0	1	0	0	0	0	0	0	0	0	0	0	0	0
2011 Packers	1	0	1	0	1	0	0	0.0	0.0	0	0	0	0	0	0	0	0	0	0	0	0	0
2012 Packers	0	0	0	0	0	0	0	0.0	0.0	0	0	0	0	0	0	0	0	0	0	0	0	0
2013 Chiefs	1	0	1	1	0	0	0	0.0	0.0	0	0	0	0	0	0	0	0	0	0	0	0	0
2015 Chiefs	2	1	1	1	0	0	0	0.0	0.0	0	0	0	0	0	0	0	0	0	0	0	0	0
<b>NFL TOTALS</b>	<b>5</b>	<b>2</b>	<b>8</b>	<b>7</b>	<b>1</b>	<b>2</b>	<b>0</b>	<b>1.0</b>	<b>2.0</b>	<b>1</b>	<b>0</b>	<b>0</b>	<b>0</b>	<b>0</b>	<b>0</b>	<b>0</b>	<b>0</b>	<b>0</b>	<b>0</b>	<b>0.0</b>	<b>0</b>	<b>0.0</b>

### 2016 GAME-BY-GAME REGULAR SEASON STATISTICS (CHIEFS)

OPPONENT	TK	S	A	TACKLES				INTERCEPTIONS					O. FUMB			ST		MISC		SCORE			
				SK	YDS	TFL	YDS	QBH	NO	YDS	LG	TD	PD	FF	FR	YDS	S	A	S		A		
09/11 CHARGERS	S	6	5	1	0.0	0.0	0	0	0	0	0	0	0	1	0	0	0	0	0	0	0	0	W 33-27+
09/18 at Texans	S	5	4	1	0.0	0.0	0	0	0	0	0	0	0	0	0	0	0	0	0	0	0	0	L 12-19
09/25 JETS	S	5	3	2	0.0	0.0	0	0	0	0	0	0	0	1	0	0	0	0	0	0	0	0	W 24-3
10/02 at Steelers	S	4	3	1	0.0	0.0	1	1	0	0	0	0	0	0	0	0	0	0	0	0	0	0	L 14-43
10/16 at Raiders	S	2	2	0	0.0	0.0	0	0	0	0	0	0	0	0	0	0	0	0	0	0	0	0	W 26-10
10/23 SAINTS	S	4	2	2	0.0	0.0	1	2	0	0	0	0	0	0	0	0	0	0	0	0	0	0	W 27-21
10/30 at Colts	S	1	1	0	1.0	5.0	1	5	2	0	0	0	0	0	0	0	0	0	0	0	0	0	W 30-14
<b>2016 TOTALS</b>	<b>7-7</b>	<b>27</b>	<b>20</b>	<b>7</b>	<b>1.0</b>	<b>5.0</b>	<b>3</b>	<b>8</b>	<b>2</b>	<b>0</b>	<b>0</b>	<b>0</b>	<b>0</b>	<b>1</b>	<b>1</b>	<b>0</b>	<b>0</b>	<b>0</b>	<b>0</b>	<b>0</b>	<b>0</b>	<b>0</b>	<b>5-2</b>

+ - Overtime

52
Dadi Nicolas
LB
6-3
235lbs
24
R
Virginia Tech
D6b-16

## DADI NICOLAS - NFL REGULAR SEASON STATISTICS

TEAM	GP	GS	TACKLES							INTERCEPTIONS					O. FUMB			ST		MISC		
			TK	S	A	TFL	YDS	SK	YDS	QBH	NO	YDS	LG	TD	PD	FF	FR	YDS	S	A	S	A
2016 Chiefs	6	0	0	0	0	0	0	0.0	0.0	0	0	0	0	0	1	0	0	0	0	0	0	0
<b>NFL TOTALS</b>	<b>6</b>	<b>0</b>	<b>0</b>	<b>0</b>	<b>0</b>	<b>0</b>	<b>0</b>	<b>0.0</b>	<b>0.0</b>	<b>0</b>	<b>0</b>	<b>0</b>	<b>0</b>	<b>0</b>	<b>1</b>	<b>0</b>	<b>0</b>	<b>0</b>	<b>0</b>	<b>0.0</b>	<b>0</b>	<b>0.0</b>

### 2016 GAME-BY-GAME REGULAR SEASON STATISTICS (CHIEFS)

OPPONENT	TK	S	A	TACKLES				INTERCEPTIONS					O. FUMB			ST		MISC		SCORE			
				SK	YDS	TFL	YDS	QBH	NO	YDS	LG	TD	PD	FF	FR	YDS	S	A	S		A		
09/11 CHARGERS	P	0	0	0	0.0	0.0	0	0	0	0	0	0	0	0	0	0	0	0	0	0	0	0	W 33-27+
09/18 at Texans		DID NOT PLAY																				L 12-19	
09/25 JETS	P	0	0	0	0.0	0.0	0	0	0	0	0	0	0	0	0	0	0	0	0	0	0	0	W 24-3
10/02 at Steelers	P	0	0	0	0.0	0.0	0	0	0	0	0	0	0	0	0	0	0	0	0	0	0	0	L 14-43
10/16 at Raiders	P	0	0	0	0.0	0.0	0	0	0	0	0	0	0	0	0	0	0	0	0	0	0	0	W 26-10
10/23 SAINTS	P	0	0	0	0.0	0.0	0	0	0	0	0	0	0	0	0	0	0	0	0	0	0	0	W 27-21
10/30 at Colts	P	0	0	0	0.0	0.0	0	0	0	0	0	0	1	0	0	0	0	0	0	0	0	0	W 30-14
<b>2016 TOTALS</b>	<b>6-0</b>	<b>0</b>	<b>0</b>	<b>0</b>	<b>0.0</b>	<b>0.0</b>	<b>0</b>	<b>0</b>	<b>0</b>	<b>0</b>	<b>0</b>	<b>0</b>	<b>0</b>	<b>1</b>	<b>0</b>	<b>0</b>	<b>0</b>	<b>0</b>	<b>0</b>	<b>0</b>	<b>0</b>	<b>0</b>	<b>5-2</b>

+ - Overtime





55 Dee Ford LB 6-2 252lbs 25 3 Auburn D1-14

**DEE FORD - NFL REGULAR SEASON STATISTICS**

TEAM	GPGS	TACKLES									INTERCEPTIONS					O. FUMB			ST		MISC		
		TK	S	A	TFL	YDS	SK	YDS	QBH	NO	YDS	LG	TD	PD	FF	FR	YDS	S	A	S	A		
2014 Chiefs	16	0	8	4	4	0	0	1.5	10.0	5	0	0	0	0	1	0	0	0	0	0	0	0	0
2015 Chiefs	14	5	23	21	2	6	28	4.0	25.0	10	0	0	0	2	0	0	0	0	0	0	0	0	
2016 Chiefs	7	7	25	16	9	6	33	7.0	37.5	9	0	0	0	1	1	0	0	0	0	0	0	0	
<b>NFL TOTALS</b>	<b>37</b>	<b>12</b>	<b>56</b>	<b>41</b>	<b>15</b>	<b>12</b>	<b>61</b>	<b>12.5</b>	<b>72.5</b>	<b>24</b>	<b>0</b>	<b>0</b>	<b>0</b>	<b>4</b>	<b>1</b>	<b>0</b>	<b>0</b>	<b>0</b>	<b>0</b>	<b>0.0</b>	<b>0</b>	<b>0.0</b>	

**DEE FORD - NFL PLAYOFF STATISTICS**

TEAM	GPGS	TACKLES									INTERCEPTIONS					O. FUMB			ST		MISC	
		TK	S	A	TFL	YDS	SK	YDS	QBH	NO	YDS	LG	TD	PD	FF	FR	YDS	S	A	S	A	
2015 Chiefs	2	1	6	6	0	2	8	0.0	0.0	1	0	0	0	0	0	0	0	0	0	0	0	0
<b>NFL TOTALS</b>	<b>2</b>	<b>1</b>	<b>6</b>	<b>6</b>	<b>0</b>	<b>2</b>	<b>8</b>	<b>0.0</b>	<b>0.0</b>	<b>1</b>	<b>0</b>	<b>0</b>	<b>0</b>	<b>0</b>	<b>0</b>	<b>0</b>	<b>0</b>	<b>0</b>	<b>0</b>	<b>0.0</b>	<b>0</b>	<b>0.0</b>

**2016 GAME-BY-GAME REGULAR SEASON STATISTICS (CHIEFS)**

OPPONENT	TK	S	A	TACKLES						INTERCEPTIONS					O. FUMB			ST		MISC	SCORE			
				SK	YDS	TFL	YDS	QBH	NO	YDS	LG	TD	PD	FF	FR	YDS	S	A	S			A		
09/11 CHARGERS	S	4	4	0	1.0	10.0	1	10	1	0	0	0	0	0	0	0	0	0	0	0	0	0	0	W 33-27+
09/18 at Texans	S	3	2	1	0.0	0.0	0	0	1	0	0	0	0	1	0	0	0	0	0	0	0	0	0	L 12-19
09/25 JETS	S	1	1	0	0.0	0.0	0	0	0	0	0	0	0	0	0	0	0	0	0	0	0	0	0	W 24-3
10/02 at Steelers	S	6	2	4	0.5	2.5	0	0	1	0	0	0	0	0	0	0	0	0	0	0	0	0	0	L 14-43
10/16 at Raiders	S	5	4	1	2.0	4.0	2	7	2	0	0	0	0	1	0	0	0	0	0	0	0	0	0	W 26-10
10/23 SAINTS	S	1	0	1	0.0	0.0	0	0	0	0	0	0	0	0	0	0	0	0	0	0	0	0	0	W 27-21
10/30 at Colts	S	5	3	2	3.5	21.0	3	16	4	0	0	0	0	0	0	0	0	0	0	0	0	0	0	W 30-14
<b>2016 TOTALS</b>	<b>7-7</b>	<b>25</b>	<b>16</b>	<b>9</b>	<b>7.0</b>	<b>37.5</b>	<b>6</b>	<b>33</b>	<b>9</b>	<b>0</b>	<b>0</b>	<b>0</b>	<b>0</b>	<b>1</b>	<b>1</b>	<b>0</b>	<b>0</b>	<b>0</b>	<b>0</b>	<b>0</b>	<b>0</b>	<b>0</b>	<b>0</b>	<b>5-2</b>

+ - Overtime

56 Derrick Johnson LB 6-3 242lbs 33 12 Texas UFA-16

**DERRICK JOHNSON - NFL REGULAR SEASON STATISTICS**

TEAM	GP	GS	TACKLES									INTERCEPTIONS					O. FUMB			ST		MISC	
			TK	S	A	TFL	YDS	SK	YDS	QBH	NO	YDS	LG	TD	PD	FF	FR	YDS	S	A	S	A	
2005 Chiefs	16	16	96	77	19	0	0	2.0	14.0	0	0	0	0	0	5	2	1	0	1	0	0	0	
2006 Chiefs	13	12	75	56	19	0	0	2.5	11.5	4	0	0	0	2	1	2	0	0	0	0	0		
2007 Chiefs	16	16	107	91	16	1	2	4.0	34.0	6	2	18	12	0	6	3	0	0	1	0	0		
2008 Chiefs	14	14	90	65	25	6	0	1.5	12.5	2	1	7	7	0	6	4	0	0	1	0	0		
2009 Chiefs	15	3	33	24	9	2	0	1.0	7.0	1	3	175	70	2	5	1	0	0	4	1	0		
2010 Chiefs	16	16	147	107	40	8	0	1.0	11.0	1	1	15	15t	1	16	4	1	0	0	0	0		
2011 Chiefs	16	16	179	131	48	10	0	2.0	10.0	3	2	18	17	0	9	1	1	0	0	0	0		
2012 Chiefs	16	16	125	110	15	12	0	2.0	10.0	5	0	0	0	4	3	0	0	0	0	0	0		
2013 Chiefs	15	15	107	95	12	12	35	4.5	27.0	10	2	44	41	0	6	0	2	11	0	0	0		
2014 Chiefs	1	1	4	4	0	0	0	0.0	0.0	0	0	0	0	0	0	0	0	0	0	0	0		
2015 Chiefs	16	16	116	95	21	8	33	4.0	23.0	5	2	23	18	0	8	2	0	0	0	0	0		
2016 Chiefs	7	7	54	43	11	4	14	1.0	8.0	2	1	55	55t	1	2	0	0	0	0	0	0		
<b>NFL TOTALS</b>	<b>161</b>	<b>148</b>	<b>1133</b>	<b>898</b>	<b>235</b>	<b>63</b>	<b>84</b>	<b>25.5</b>	<b>168.0</b>	<b>39</b>	<b>14</b>	<b>355</b>	<b>70</b>	<b>4</b>	<b>69</b>	<b>21</b>	<b>7</b>	<b>11</b>	<b>7</b>	<b>1.0</b>	<b>0</b>	<b>0.0</b>	

## DERRICK JOHNSON - NFL PLAYOFF STATISTICS

TEAM	GPGS	TACKLES									INTERCEPTIONS					O. FUMB			ST		MISC	
		TK	S	A	TFL	YDS	SK	YDS	QBH	NO	YDS	LG	TD	PD	FF	FR	YDS	S	A	S	A	
2006 Chiefs	1	1	12	10	2	0	0	0.0	0.0	0	0	0	0	0	0	0	0	0	0	0	0	0
2010 Chiefs	1	1	8	7	1	0	0	0.0	0.0	0	0	0	0	0	0	0	0	0	0	0	0	0
2013 Chiefs	1	1	3	2	1	0	0	0.0	0.0	0	0	0	0	0	0	0	0	0	0	0	0	0
2014 Chiefs	0	0	0	0	0	0	0	0.0	0.0	0	0	0	0	0	0	0	0	0	0	0	0	0
2015 Chiefs	2	2	10	5	5	0	0	0.0	0.0	0	0	0	0	0	0	0	0	0	0	0	0	0
<b>NFL TOTALS</b>	<b>5</b>	<b>5</b>	<b>33</b>	<b>24</b>	<b>9</b>	<b>0</b>	<b>0</b>	<b>0.0</b>	<b>0.0</b>	<b>0</b>	<b>0</b>	<b>0</b>	<b>0</b>	<b>0</b>	<b>0</b>	<b>0</b>	<b>0</b>	<b>0</b>	<b>0</b>	<b>0.0</b>	<b>0</b>	<b>0.0</b>

### 2016 GAME-BY-GAME REGULAR SEASON STATISTICS (CHIEFS)

OPPONENT	TK	S	A	TACKLES					INTERCEPTIONS					O. FUMB			ST		MISC	SCORE			
				SK	YDS	TFL	YDS	QBH	NO	YDS	LG	TD	PD	FF	FR	YDS	S	A			S	A	
09/11 CHARGERS	S	5	5	0	0.0	0.0	0	0	0	0	0	0	0	0	0	0	0	0	0	0	0	0	W 33-27+
09/18 at Texans	S	11	8	3	1.0	8.0	1	8	1	0	0	0	0	0	0	0	0	0	0	0	0	0	L 12-19
09/25 JETS	S	10	8	2	0.0	0.0	1	5	0	1	55	55	1	2	0	0	0	0	0	0	0	0	W 24-3
10/02 at Steelers	S	5	4	1	0.0	0.0	0	0	0	0	0	0	0	0	0	0	0	0	0	0	0	0	L 14-43
10/16 at Raiders	S	9	7	2	0.0	0.0	2	1	0	0	0	0	0	0	0	0	0	0	0	0	0	0	W 26-10
10/23 SAINTS	S	4	3	1	0.0	0.0	0	0	1	0	0	0	0	0	0	0	0	0	0	0	0	0	W 27-21
10/30 at Colts	S	10	8	2	0.0	0.0	0	0	0	0	0	0	0	0	0	0	0	0	0	0	0	0	W 30-14
<b>2016 TOTALS</b>	<b>7-7</b>	<b>54</b>	<b>43</b>	<b>11</b>	<b>1.0</b>	<b>8.0</b>	<b>4</b>	<b>14</b>	<b>2</b>	<b>1</b>	<b>55</b>	<b>55t</b>	<b>1</b>	<b>2</b>	<b>0</b>	<b>0</b>	<b>0</b>	<b>0</b>	<b>0</b>	<b>0</b>	<b>0</b>	<b>0</b>	<b>5-2</b>

+ - Overtime

57 D.J. Alexander LB 6-2 233lbs 25 2 Oregon State D5a-15

## D.J. ALEXANDER - NFL REGULAR SEASON STATISTICS

TEAM	GPGS	TACKLES									INTERCEPTIONS					O. FUMB			ST		MISC	
		TK	S	A	TFL	YDS	SK	YDS	QBH	NO	YDS	LG	TD	PD	FF	FR	YDS	S	A	S	A	
2015 Chiefs	16	0	2	1	1	0	0	0.0	0.0	0	0	0	0	0	0	0	0	0	11	0	0	0
2016 Chiefs	7	0	0	0	0	0	0	0.0	0.0	0	0	0	0	0	0	0	0	0	2	1	0	0
<b>NFL TOTALS</b>	<b>23</b>	<b>0</b>	<b>2</b>	<b>1</b>	<b>1</b>	<b>0</b>	<b>0</b>	<b>0.0</b>	<b>0.0</b>	<b>0</b>	<b>0</b>	<b>0</b>	<b>0</b>	<b>0</b>	<b>0</b>	<b>0</b>	<b>0</b>	<b>0</b>	<b>13</b>	<b>1.0</b>	<b>0</b>	<b>0.0</b>

## D.J. ALEXANDER - NFL PLAYOFF STATISTICS

TEAM	GPGS	TACKLES									INTERCEPTIONS					O. FUMB			ST		MISC	
		TK	S	A	TFL	YDS	SK	YDS	QBH	NO	YDS	LG	TD	PD	FF	FR	YDS	S	A	S	A	
2015 Chiefs	2	0	0	0	0	0	0	0.0	0.0	0	0	0	0	0	0	0	0	0	1	0	0	0
<b>NFL TOTALS</b>	<b>2</b>	<b>0</b>	<b>0</b>	<b>0</b>	<b>0</b>	<b>0</b>	<b>0</b>	<b>0.0</b>	<b>0.0</b>	<b>0</b>	<b>0</b>	<b>0</b>	<b>0</b>	<b>0</b>	<b>0</b>	<b>0</b>	<b>0</b>	<b>0</b>	<b>1</b>	<b>0.0</b>	<b>0</b>	<b>0.0</b>

### 2016 GAME-BY-GAME REGULAR SEASON STATISTICS (CHIEFS)

OPPONENT	TK	S	A	TACKLES					INTERCEPTIONS					O. FUMB			ST		MISC	SCORE			
				SK	YDS	TFL	YDS	QBH	NO	YDS	LG	TD	PD	FF	FR	YDS	S	A			S	A	
09/11 CHARGERS	P	0	0	0	0.0	0.0	0	0	0	0	0	0	0	0	0	0	0	0	0	0	0	0	W 33-27+
09/18 at Texans	P	0	0	0	0.0	0.0	0	0	0	0	0	0	0	0	0	0	0	0	1	0	0	0	L 12-19
09/25 JETS	P	0	0	0	0.0	0.0	0	0	0	0	0	0	0	0	0	0	0	0	1	1	0	0	W 24-3
10/02 at Steelers	P	0	0	0	0.0	0.0	0	0	0	0	0	0	0	0	0	0	0	0	0	0	0	0	L 14-43
10/16 at Raiders	P	0	0	0	0.0	0.0	0	0	0	0	0	0	0	0	0	0	0	0	0	0	0	0	W 26-10
10/23 SAINTS	P	0	0	0	0.0	0.0	0	0	0	0	0	0	0	0	0	0	0	0	0	0	0	0	W 27-21
10/30 at Colts	P	0	0	0	0.0	0.0	0	0	0	0	0	0	0	0	0	0	0	0	0	0	0	0	W 30-14
<b>2016 TOTALS</b>	<b>7-0</b>	<b>0</b>	<b>0</b>	<b>0</b>	<b>0.0</b>	<b>0.0</b>	<b>0</b>	<b>0</b>	<b>0</b>	<b>0</b>	<b>0</b>	<b>0</b>	<b>0</b>	<b>0</b>	<b>0</b>	<b>0</b>	<b>0</b>	<b>0</b>	<b>2</b>	<b>1</b>	<b>0</b>	<b>0</b>	<b>5-2</b>

+ - Overtime

61 Mitch Morse C 6-6 305lbs 24 2 Missouri D2-15

**MITCH MORSE - NFL REGULAR SEASON STATISTICS**

<b>TEAM</b>	<b>GP</b>	<b>GS</b>
2015 Chiefs	15	15
2016 Chiefs	7	7
<b>NFL TOTALS</b>	<b>22</b>	<b>22</b>

**MITCH MORSE - NFL PLAYOFF STATISTICS**

<b>TEAM</b>	<b>GP</b>	<b>GS</b>
2015 Chiefs	0	0
<b>NFL TOTALS</b>	<b>0</b>	<b>0</b>

**2016 GAME-BY-GAME REGULAR SEASON STATISTICS (CHIEFS)**

<b>OPPONENT</b>	<b>P/S</b>	<b>W/L</b>	<b>SCORE</b>
09/11 CHARGERS	S	W	33-27+
09/18 at Texans	S	L	12-19
09/25 JETS	S	W	24-3
10/02 at Steelers	S	L	14-43
10/16 at Raiders	S	W	26-10
10/23 SAINTS	S	W	27-21
10/30 at Colts	S	W	30-14
<b>2016 TOTALS</b>	<b>7-7</b>	<b>5-2</b>	

+ - Overtime

65 Jordan Devey G 6-6 320lbs 28 3 Memphis FA-16

**JORDAN DEVEY - NFL REGULAR SEASON STATISTICS**

<b>TEAM</b>	<b>GP</b>	<b>GS</b>
2014 Patriots	7	4
2015 49ers	15	9
2016 Chiefs	1	1
<b>NFL TOTALS</b>	<b>23</b>	<b>14</b>

**JORDAN DEVEY - NFL PLAYOFF STATISTICS**

<b>TEAM</b>	<b>GP</b>	<b>GS</b>
2014 Patriots	0	0
2016 Chiefs	0	0
<b>NFL TOTALS</b>	<b>0</b>	<b>0</b>

2016 GAME-BY-GAME REGULAR SEASON STATISTICS (CHIEFS)

OPPONENT	P/S		W/L	SCORE
09/11	CHARGERS	PRACTICE SQUAD	W	33-27+
09/18	at Texans	DID NOT PLAY	L	12-19
09/25	JETS	S	W	24-3
10/02	at Steelers	INACTIVE	L	14-43
10/16	at Raiders	INACTIVE	W	26-10
10/23	SAINTS	INACTIVE	W	27-21
10/30	at Colts	INACTIVE	W	30-14
<b>2016 TOTALS</b>	<b>1-1</b>		<b>5-2</b>	

70 Bryan Witzmann T 6-7 320lbs 26 2 South Dakota State W (DAL)-16

BRYAN WITZMANN - NFL REGULAR SEASON STATISTICS

TEAM	GP	GS
2016 Chiefs	2	0
<b>NFL TOTALS</b>	<b>2</b>	<b>0</b>

2016 GAME-BY-GAME REGULAR SEASON STATISTICS (CHIEFS)

OPPONENT	P/S		W/L	SCORE
09/11	CHARGERS	INACTIVE	W	33-27+
09/18	at Texans	P	L	12-19
09/25	JETS	P	W	24-3
10/02	at Steelers	DID NOT PLAY	L	14-43
10/16	at Raiders	INACTIVE	W	26-10
10/23	SAINTS	INACTIVE	W	27-21
10/30	at Colts	INACTIVE	W	30-14
<b>2016 TOTALS</b>	<b>2-0</b>		<b>5-2</b>	

71 Mitchell Schwartz T 6-5 320lbs 27 5 California UFA-16

MITCHELL SCHWARTZ - NFL REGULAR SEASON STATISTICS

TEAM	GP	GS
2012 Browns	16	16
2013 Browns	16	16
2014 Browns	16	16
2015 Browns	16	16
2016 Chiefs	7	7
<b>NFL TOTALS</b>	<b>71</b>	<b>71</b>

2016 GAME-BY-GAME REGULAR SEASON STATISTICS (CHIEFS)

OPPONENT	P/S	W/L	SCORE
09/11	CHARGERS S	W	33-27+
09/18	at Texans S	L	12-19
09/25	JETS S	W	24-3
10/02	at Steelers S	L	14-43
10/16	at Raiders S	W	26-10
10/23	SAINTS S	W	27-21
10/30	at Colts S	W	30-14
<b>2016 TOTALS</b>	<b>7-7</b>	<b>5-2</b>	

+ - Overtime

72	Eric Fisher	T	6-7	315lbs	25	4	Central Michigan	D1-13
----	-------------	---	-----	--------	----	---	------------------	-------

ERIC FISHER - NFL REGULAR SEASON STATISTICS

TEAM	GP	GS
2013 Chiefs	14	13
2014 Chiefs	16	16
2015 Chiefs	16	14
2016 Chiefs	7	7
<b>NFL TOTALS</b>	<b>53</b>	<b>50</b>

ERIC FISHER - NFL PLAYOFF STATISTICS

TEAM	GP	GS
2013 Chiefs	0	0
2015 Chiefs	2	2
<b>NFL TOTALS</b>	<b>2</b>	<b>2</b>

2016 GAME-BY-GAME REGULAR SEASON STATISTICS (CHIEFS)

OPPONENT	P/S	W/L	SCORE
09/11	CHARGERS S	W	33-27+
09/18	at Texans S	L	12-19
09/25	JETS S	W	24-3
10/02	at Steelers S	L	14-43
10/16	at Raiders S	W	26-10
10/23	SAINTS S	W	27-21
10/30	at Colts S	W	30-14
<b>2016 TOTALS</b>	<b>7-7</b>	<b>5-2</b>	

+ - Overtime

73	Zach Fulton	OL	6-5	316lbs	25	3	Tennessee	D6a-14
----	-------------	----	-----	--------	----	---	-----------	--------

### ZACH FULTON - NFL REGULAR SEASON STATISTICS

TEAM	GP	GS
2014 Chiefs	16	16
2015 Chiefs	16	6
2016 Chiefs	7	3
<b>NFL TOTALS</b>	<b>39</b>	<b>25</b>

### ZACH FULTON - NFL PLAYOFF STATISTICS

TEAM	GP	GS
2015 Chiefs	2	2
<b>NFL TOTALS</b>	<b>2</b>	<b>2</b>

### 2016 GAME-BY-GAME REGULAR SEASON STATISTICS (CHIEFS)

OPPONENT	P/S	W/L	SCORE
09/11 CHARGERS	P	W	33-27+
09/18 at Texans	S	L	12-19
09/25 JETS	S	W	24-3
10/02 at Steelers	S	L	14-43
10/16 at Raiders	P	W	26-10
10/23 SAINTS	P	W	27-21
10/30 at Colts	P	W	30-14
<b>2016 TOTALS</b>	<b>7-3</b>	<b>5-2</b>	

+ - Overtime

75 Jah Reid T 6-7 325lbs 28 6 Central Florida FA-15

### JAH REID - NFL REGULAR SEASON STATISTICS

TEAM	GP	GS
2011 Ravens	16	0
2012 Ravens	9	7
2013 Ravens	10	0
2014 Ravens	4	0
2015 Chiefs	10	10
2016 Chiefs	3	1
<b>NFL TOTALS</b>	<b>52</b>	<b>18</b>



### JAH REID - NFL PLAYOFF STATISTICS

TEAM	GP	GS
2011 Ravens	2	0
2012 Ravens	0	0
2014 Ravens	0	0
2015 Chiefs	2	1
<b>NFL TOTALS</b>	<b>4</b>	<b>1</b>

### 2016 GAME-BY-GAME REGULAR SEASON STATISTICS (CHIEFS)

OPPONENT	P/S		W/L	SCORE
09/11 CHARGERS		DID NOT PLAY	W	33-27+
09/18 at Texans	S		L	12-19
09/25 JETS		INACTIVE	W	24-3
10/02 at Steelers		INACTIVE	L	14-43
10/16 at Raiders		DID NOT PLAY	W	26-10
10/23 SAINTS	P		W	27-21
10/30 at Colts	P		W	30-14
<b>2016 TOTALS</b>	<b>3-1</b>		<b>5-2</b>	

76 Laurent Duvernay-Tardif G 6-5 321lbs 25 3 McGill D6b-14

### LAURENT DUVERNAY-TARDIF - NFL REGULAR SEASON STATISTICS

TEAM	GP	GS
2014 Chiefs	0	0
2015 Chiefs	16	13
2016 Chiefs	5	5
<b>NFL TOTALS</b>	<b>21</b>	<b>18</b>

### LAURENT DUVERNAY-TARDIF - NFL PLAYOFF STATISTICS

TEAM	GP	GS
2015 Chiefs	1	1
<b>NFL TOTALS</b>	<b>1</b>	<b>1</b>

2016 GAME-BY-GAME REGULAR SEASON STATISTICS (CHIEFS)

OPPONENT	P/S	W/L	SCORE
09/11 CHARGERS	S	W	33-27+
09/18 at Texans		L	12-19
09/25 JETS		W	24-3
10/02 at Steelers	S	L	14-43
10/16 at Raiders	S	W	26-10
10/23 SAINTS	S	W	27-21
10/30 at Colts	S	W	30-14
<b>2016 TOTALS</b>	<b>5-5</b>	<b>5-2</b>	

+ - Overtime

79	Parker Ehinger	OL	6-6	310lbs	23	R	Cincinnati	D4a-16
----	----------------	----	-----	--------	----	---	------------	--------

PARKER EHINGER - NFL REGULAR SEASON STATISTICS

TEAM	GP	GS
2016 Chiefs	5	4
<b>NFL TOTALS</b>	<b>5</b>	<b>4</b>

2016 GAME-BY-GAME REGULAR SEASON STATISTICS (CHIEFS)

OPPONENT	P/S	W/L	SCORE
09/11 CHARGERS	S	W	33-27+
09/18 at Texans		L	12-19
09/25 JETS		W	24-3
10/02 at Steelers	P	L	14-43
10/16 at Raiders	S	W	26-10
10/23 SAINTS	S	W	27-21
10/30 at Colts	S	W	30-14
<b>2016 TOTALS</b>	<b>5-4</b>	<b>5-2</b>	

+ - Overtime

80	James O'Shaughnessy	TE	6-4	245lbs	24	2	Illinois State	D5b-15
----	---------------------	----	-----	--------	----	---	----------------	--------

JAMES O'SHAUGHNESSY - NFL REGULAR SEASON STATISTICS

TEAM	GP	GS	RUSHING					RECEIVING				
			NO.	YDS.	AVG.	LG	TD	NO.	YDS	AVG	LG	TD
2015 Chiefs	7	3	0	0	0.0	0	0	6	87	14.5	30	0
2016*Chiefs	7	0	0	0	0.0	0	0	0	0	0.0	0	0
<b>NFL TOTALS</b>	<b>14</b>	<b>3</b>	<b>0</b>	<b>0</b>	<b>0.0</b>	<b>0</b>	<b>0</b>	<b>6</b>	<b>87</b>	<b>14.5</b>	<b>30</b>	<b>0</b>

**JAMES O'SHAUGHNESSY - NFL PLAYOFF STATISTICS**

TEAM	RUSHING						RECEIVING					
	GP	GS	NO.	YDS.	AVG.	LG	TD	NO.	YDS	AVG	LG	TD
2015 Chiefs	0	0	0	0	0.0	0	0	0	0	0.0	0	0
<b>NFL TOTALS</b>	<b>0</b>	<b>0</b>	<b>0</b>	<b>0</b>	<b>0.0</b>	<b>0</b>	<b>0</b>	<b>0</b>	<b>0</b>	<b>0.0</b>	<b>0</b>	<b>0</b>

**JAMES O'SHAUGHNESSY - NFL REGULAR SEASON RETURN STATISTICS**

TEAM	KICKOFF RETURNS						PUNT RETURNS					
	RET.	YDS.	AVG.	LG	TD	NO.	FC	YDS	AVG	LG	TD	
2015 Chiefs	0	0	0.0	0	0	0	0	0	0.0	0	0	
2016 Chiefs	0	0	0.0	0	0	0	0	0	0.0	0	0	
<b>NFL TOTALS</b>	<b>0</b>	<b>0</b>	<b>0.0</b>	<b>0</b>	<b>0</b>	<b>0</b>	<b>0</b>	<b>0</b>	<b>0.0</b>	<b>0</b>	<b>0</b>	

**JAMES O'SHAUGHNESSY - NFL PLAYOFF RETURN STATISTICS**

TEAM	KICKOFF RETURNS						PUNT RETURNS					
	RET.	YDS.	AVG.	LG	TD	NO.	FC	YDS	AVG	LG	TD	
2015 Chiefs	0	0	0.0	0	0	0	0	0	0.0	0	0	
<b>NFL TOTALS</b>	<b>0</b>	<b>0</b>	<b>0.0</b>	<b>0</b>	<b>0</b>	<b>0</b>	<b>0</b>	<b>0</b>	<b>0.0</b>	<b>0</b>	<b>0</b>	

**2016 GAME-BY-GAME REGULAR SEASON STATISTICS (CHIEFS)**

	OPPONENT	P/S	RECEIVING				RUSHING				W/L	SCORE	
			NO	YDS	LG	TD	ATT	YDS	LG	TD			
09/11	CHARGERS	P	0	0	0	0	0	0	0	0	0	W	33-27+
09/18	at Texans	P	0	0	0	0	0	0	0	0	0	L	12-19
09/25	JETS	P	0	0	0	0	0	0	0	0	0	W	24-3
10/02	at Steelers	P	0	0	0	0	0	0	0	0	0	L	14-43
10/16	at Raiders	P	0	0	0	0	0	0	0	0	0	W	26-10
10/23	SAINTS	P	0	0	0	0	0	0	0	0	0	W	27-21
10/30	at Colts	P	0	0	0	0	0	0	0	0	0	W	30-14
<b>2016 TOTALS</b>		<b>7-0</b>	<b>0</b>	<b>0</b>	<b>0</b>	<b>0</b>	<b>0</b>	<b>0</b>	<b>0</b>	<b>0</b>	<b>0</b>	<b>5-2</b>	

+ - Overtime

84 Demetrius Harris TE 6-7 230lbs 25 3 Wisconsin-Milwaukee FA-14

**DEMETRIUS HARRIS - NFL REGULAR SEASON STATISTICS**

TEAM	RUSHING						RECEIVING					
	GP	GS	NO.	YDS.	AVG.	LG	TD	NO.	YDS	AVG	LG	TD
2013 Chiefs	0	0	0	0	0.0	0	0	0	0	0.0	0	0
2014 Chiefs	8	3	0	0	0.0	0	0	3	20	6.7	10	0
2015 Chiefs	16	9	0	0	0.0	0	0	7	74	10.6	25	1
2016* Chiefs	7	4	0	0	0.0	0	0	10	80	8.0	13	0
<b>NFL TOTALS</b>	<b>31</b>	<b>16</b>	<b>0</b>	<b>0</b>	<b>0.0</b>	<b>0</b>	<b>0</b>	<b>20</b>	<b>174</b>	<b>8.7</b>	<b>25</b>	<b>1</b>

**DEMETRIUS HARRIS - NFL PLAYOFF STATISTICS**

TEAM	RUSHING						RECEIVING					
	GP	GS	NO.	YDS.	AVG.	LG	TD	NO.	YDS	AVG	LG	TD
2013 Chiefs	0	0	0	0	0.0	0	0	0	0	0.0	0	0
2014 Chiefs	0	0	0	0	0.0	0	0	0	0	0.0	0	0
2015 Chiefs	2	1	0	0	0.0	0	0	1	10	10.0	10	0
<b>NFL TOTALS</b>	<b>2</b>	<b>1</b>	<b>0</b>	<b>0</b>	<b>0.0</b>	<b>0</b>	<b>0</b>	<b>1</b>	<b>10</b>	<b>10.0</b>	<b>10</b>	<b>0</b>

**DEMETRIUS HARRIS - NFL REGULAR SEASON RETURN STATISTICS**

TEAM	KICKOFF RETURNS						PUNT RETURNS					
	RET.	YDS.	AVG.	LG	TD	NO.	FC	YDS	AVG	LG	TD	
2013 Chiefs	0	0	0.0	0	0	0	0	0	0.0	0	0	
2014 Chiefs	0	0	0.0	0	0	0	0	0	0.0	0	0	
2015 Chiefs	0	0	0.0	0	0	0	0	0	0.0	0	0	
2016 Chiefs	1	19	19.0	19	0	0	0	0	0.0	0	0	
<b>NFL TOTALS</b>	<b>1</b>	<b>19</b>	<b>19.0</b>	<b>19</b>	<b>0</b>	<b>0</b>	<b>0</b>	<b>0</b>	<b>0.0</b>	<b>0</b>	<b>0</b>	

**DEMETRIUS HARRIS - NFL PLAYOFF RETURN STATISTICS**

TEAM	KICKOFF RETURNS						PUNT RETURNS					
	RET.	YDS.	AVG.	LG	TD	NO.	FC	YDS	AVG	LG	TD	
2013 Chiefs	0	0	0.0	0	0	0	0	0	0.0	0	0	
2014 Chiefs	0	0	0.0	0	0	0	0	0	0.0	0	0	
2015 Chiefs	0	0	0.0	0	0	0	0	0	0.0	0	0	
<b>NFL TOTALS</b>	<b>0</b>	<b>0</b>	<b>0.0</b>	<b>0</b>	<b>0</b>	<b>0</b>	<b>0</b>	<b>0</b>	<b>0.0</b>	<b>0</b>	<b>0</b>	

**2016 GAME-BY-GAME REGULAR SEASON STATISTICS (CHIEFS)**

	OPPONENT	P/S	RECEIVING				RUSHING				W/L	SCORE
			NO	YDS	LG	TD	ATT	YDS	LG	TD		
09/11	CHARGERS	P	2	20	13	0	0	0	0	0	W	33-27+
09/18	at Texans	S	0	0	0	0	0	0	0	0	L	12-19
09/25	JETS	S	2	14	8	0	0	0	0	0	W	24-3
10/02	at Steelers	S	1	12	12	0	0	0	0	0	L	14-43
10/16	at Raiders	S	1	11	11	0	0	0	0	0	W	26-10
10/23	SAINTS	P	1	10	10	0	0	0	0	0	W	27-21
10/30	at Colts	P	3	13	12	0	0	0	0	0	W	30-14
<b>2016 TOTALS</b>		<b>7-4</b>	<b>10</b>	<b>80</b>	<b>13</b>	<b>0</b>	<b>0</b>	<b>0</b>	<b>0</b>	<b>0</b>	<b>5-2</b>	

+ - Overtime

87    Travis Kelce    TE    6-5    260lbs    27    1    Cincinnati    D3a-13

**TRAVIS KELCE - NFL REGULAR SEASON STATISTICS**

TEAM	GP		RUSHING					RECEIVING				
	GS		NO.	YDS.	AVG.	LG	TD	NO.	YDS	AVG	LG	TD
2013 Chiefs	1	0	0	0	0.0	0	0	0	0	0.0	0	0
2014 Chiefs	16	11	0	0	0.0	0	0	67	862	12.9	34	5
2015 Chiefs	16	16	0	0	0.0	0	0	72	875	12.2	42t	5
2016*Chiefs	7	7	0	0	0.0	0	0	34	377	11.1	42	3
<b>NFL TOTALS</b>	<b>40</b>	<b>34</b>	<b>0</b>	<b>0</b>	<b>0.0</b>	<b>0</b>	<b>0</b>	<b>173</b>	<b>2,114</b>	<b>12.2</b>	<b>42t</b>	<b>13</b>

**TRAVIS KELCE - NFL PLAYOFF STATISTICS**

TEAM	GP		RUSHING					RECEIVING				
	GS		NO.	YDS.	AVG.	LG	TD	NO.	YDS	AVG	LG	TD
2013 Chiefs	0	0	0	0	0.0	0	0	0	0	0.0	0	0
2015 Chiefs	2	2	0	0	0.0	0	0	14	151	10.8	48	0
<b>NFL TOTALS</b>	<b>2</b>	<b>2</b>	<b>0</b>	<b>0</b>	<b>0.0</b>	<b>0</b>	<b>0</b>	<b>14</b>	<b>151</b>	<b>10.8</b>	<b>48</b>	<b>0</b>

**TRAVIS KELCE - NFL REGULAR SEASON RETURN STATISTICS**

TEAM	KICKOFF RETURNS					PUNT RETURNS					
	RET.	YDS.	AVG.	LG	TD	NO.	FC	YDS	AVG	LG	TD
2013 Chiefs	0	0	0.0	0	0	0	0	0	0.0	0	0
2014 Chiefs	0	0	0.0	0	0	0	0	0	0.0	0	0
2015 Chiefs	0	0	0.0	0	0	0	0	0	0.0	0	0
2016 Chiefs	0	0	0.0	0	0	0	0	0	0.0	0	0
<b>NFL TOTALS</b>	<b>0</b>	<b>0</b>	<b>0.0</b>	<b>0</b>	<b>0</b>	<b>0</b>	<b>0</b>	<b>0</b>	<b>0.0</b>	<b>0</b>	<b>0</b>

**TRAVIS KELCE - NFL PLAYOFF RETURN STATISTICS**

TEAM	KICKOFF RETURNS					PUNT RETURNS					
	RET.	YDS.	AVG.	LG	TD	NO.	FC	YDS	AVG	LG	TD
2013 Chiefs	0	0	0.0	0	0	0	0	0	0.0	0	0
2015 Chiefs	0	0	0.0	0	0	0	0	0	0.0	0	0
<b>NFL TOTALS</b>	<b>0</b>	<b>0</b>	<b>0.0</b>	<b>0</b>	<b>0</b>	<b>0</b>	<b>0</b>	<b>0</b>	<b>0.0</b>	<b>0</b>	<b>0</b>

**100-YARD RECEIVING GAMES (4)**

DATE	TEAM	NO.	YDS.	AVG.	LG	TD
12/07/14	at Cardinals	7	110	15.7	29	0
09/13/15	at Texans	6	106	17.7	42t	2
01/09/16	at Texans	8	128	16.0	48	0
10/30/16*	at Colts	7	101	14.4	21	1

2016 GAME-BY-GAME REGULAR SEASON STATISTICS (CHIEFS)

	OPPONENT	P/S	RECEIVING				RUSHING				W/L	SCORE
			NO	YDS	LG	TD	ATT	YDS	LG	TD		
09/11	CHARGERS	S	6	74	20	0	0	0	0	0	W	33-27+
09/18	at Texans	S	5	34	11	0	0	0	0	0	L	12-19
09/25	JETS	S	6	89	42	1	0	0	0	0	W	24-3
10/02	at Steelers	S	5	23	9	1	0	0	0	0	L	14-43
10/16	at Raiders	S	3	32	21	0	0	0	0	0	W	26-10
10/23	SAINTS	S	2	24	14	0	0	0	0	0	W	27-21
10/30	at Colts	S	7	101	21	1	0	0	0	0	W	30-14
<b>2016 TOTALS</b>		<b>7-7</b>	<b>34</b>	<b>377</b>	<b>42</b>	<b>3</b>	<b>0</b>	<b>0</b>	<b>0</b>	<b>0</b>	<b>5-2</b>	

+ - Overtime

88	Ross Travis	TE	6-7	235lbs	23	1	Penn State	FA-15
----	-------------	----	-----	--------	----	---	------------	-------

ROSS TRAVIS - NFL REGULAR SEASON STATISTICS

TEAM	GP	GS	RUSHING					RECEIVING				
			NO.	YDS.	AVG.	LG	TD	NO.	YDS	AVG	LG	TD
2016*Chiefs	4	2	0	0	0.0	0	0	2	10	5.0	6	0
<b>NFL TOTALS</b>	<b>4</b>	<b>2</b>	<b>0</b>	<b>0</b>	<b>0.0</b>	<b>0</b>	<b>0</b>	<b>2</b>	<b>10</b>	<b>5.0</b>	<b>6</b>	<b>0</b>

ROSS TRAVIS - NFL REGULAR SEASON RETURN STATISTICS

TEAM	KICKOFF RETURNS					PUNT RETURNS					
	RET.	YDS.	AVG.	LG	TD	NO.	FC	YDS	AVG	LG	TD
2016 Chiefs	0	0	0.0	0	0	0	0	0	0.0	0	0
<b>NFL TOTALS</b>	<b>0</b>	<b>0</b>	<b>0.0</b>	<b>0</b>	<b>0</b>	<b>0</b>	<b>0</b>	<b>0</b>	<b>0.0</b>	<b>0</b>	<b>0</b>

2016 GAME-BY-GAME REGULAR SEASON STATISTICS (CHIEFS)

	OPPONENT	P/S	RECEIVING				RUSHING				W/L	SCORE
			NO	YDS	LG	TD	ATT	YDS	LG	TD		
09/11	CHARGERS	P	0	0	0	0	0	0	0	0	W	33-27+
09/18	at Texans	S	0	0	0	0	0	0	0	0	L	12-19
09/25	JETS	S	2	10	6	0	0	0	0	0	W	24-3
10/02	at Steelers	P	0	0	0	0	0	0	0	0	L	14-43
10/16	at Raiders										W	26-10
10/23	SAINTS										W	27-21
10/30	at Colts										W	30-14
<b>2016 TOTALS</b>		<b>4-2</b>	<b>2</b>	<b>10</b>	<b>6</b>	<b>0</b>	<b>0</b>	<b>0</b>	<b>0</b>	<b>0</b>	<b>5-2</b>	

+ - Overtime

91	Tamba Hali	LB	6-3	275lbs	32	11	Penn State	UFA-16
----	------------	----	-----	--------	----	----	------------	--------

TAMBA HALI - NFL REGULAR SEASON STATISTICS

TEAM	GP	GS	TACKLES							INTERCEPTIONS					O. FUMB			ST		MISC		
			TK	S	A	TFL	YDS	SK	YDS	QBH	NO	YDS	LG	TD	PD	FF	FR	YDS	S	A	S	A
2006 Chiefs	16	16	59	47	12	0	0	8.5	51.5	6	1	-9	0	0	4	5	1	0	0	0	0	0
2007 Chiefs	16	16	60	52	8	0	0	7.5	50.0	11	0	0	0	0	2	2	0	0	0	0	0	
2008 Chiefs	15	15	55	44	11	5	0	3.0	23.0	6	0	0	0	0	2	3	1	0	0	0	0	
2009 Chiefs	16	16	65	48	17	9	0	8.5	45.5	11	0	0	0	0	1	4	0	0	0	0	0	
2010 Chiefs	16	16	50	31	19	12	0	14.5	91.5	27	0	0	0	0	3	4	2	2	0	0	0	
2011 Chiefs	16	16	83	68	15	12	0	12.0	80.0	27	0	0	0	0	0	4	0	0	0	0	0	
2012 Chiefs	15	15	51	43	8	13	1	9.0	57.0	16	0	0	0	0	2	1	0	0	0	0	0	
2013 Chiefs	15	15	46	39	7	12	90	11.0	78.5	15	1	10	10t	1	1	4	2	11	0	0	0	
2014 Chiefs	16	16	59	47	12	7	29	6.0	40.0	11	0	0	0	0	0	3	1	0	0	0	0	
2015 Chiefs	15	14	48	39	9	11	55	6.5	53.0	18	0	0	0	0	1	2	0	0	0	0	0	
2016 Chiefs	7	0	18	13	5	1	6	1.5	11.0	4	0	0	0	0	0	0	1	0	0	0	0	
<b>NFL TOTALS</b>	<b>163</b>	<b>155</b>	<b>594</b>	<b>471</b>	<b>123</b>	<b>82</b>	<b>181</b>	<b>88.0</b>	<b>581.0</b>	<b>152</b>	<b>2</b>	<b>1</b>	<b>10t</b>	<b>1</b>	<b>16</b>	<b>32</b>	<b>8</b>	<b>13</b>	<b>0</b>	<b>0.0</b>	<b>0</b>	<b>0.0</b>

TAMBA HALI - NFL PLAYOFF STATISTICS

TEAM	GPGS	TK	S	A	TACKLES				QBH	INTERCEPTIONS					O. FUMB			ST		MISC		
					TFL	YDS	SK	YDS		NO	YDS	LG	TD	PD	FF	FR	YDS	S	A	S	A	
2006 Chiefs	1	1	5	4	1	0	0	0.0	0.0	0	0	0	0	0	0	0	0	0	0	0	0	0
2010 Chiefs	1	1	8	6	2	0	0	2.0	8.0	1	0	0	0	0	1	1	1	0	0	0	0	0
2013 Chiefs	1	1	1	1	0	0	0	0.0	0.0	1	0	0	0	0	0	1	0	0	0	0	0	0
2015 Chiefs	2	1	3	1	2	0	0	0.0	0.0	0	0	0	0	0	0	0	0	0	0	0	0	0
<b>NFL TOTALS</b>	<b>5</b>	<b>4</b>	<b>17</b>	<b>12</b>	<b>5</b>	<b>0</b>	<b>0</b>	<b>2.0</b>	<b>8.0</b>	<b>2</b>	<b>0</b>	<b>0</b>	<b>0</b>	<b>0</b>	<b>1</b>	<b>2</b>	<b>1</b>	<b>0</b>	<b>0</b>	<b>0.0</b>	<b>0</b>	<b>0.0</b>

2016 GAME-BY-GAME REGULAR SEASON STATISTICS (CHIEFS)

OPPONENT		TK	S	A	TACKLES				QBH	INTERCEPTIONS					O. FUMB			ST		SCORE		
					TFL	YDS	SK	YDS		NO	YDS	LG	TD	PD	FF	FR	YDS	S	A		S	A
09/11 CHARGERS	P	1	1	0	0.0	0.0	0	0	0	0	0	0	0	0	0	0	0	0	0	0	0	W 33-27+
09/18 at Texans	P	3	2	1	1.0	6.0	1	6	1	0	0	0	0	0	0	0	0	0	0	0	0	L 12-19
09/25 JETS	P	4	4	0	0.0	0.0	0	0	1	0	0	0	0	0	0	0	0	0	0	0	0	W 24-3
10/02 at Steelers	P	3	2	1	0.0	0.0	0	0	0	0	0	0	0	0	0	0	0	0	0	0	0	L 14-43
10/16 at Raiders	P	1	1	0	0.0	0.0	0	0	0	0	0	0	0	0	0	1	0	0	0	0	0	W 26-10
10/23 SAINTS	P	3	1	2	0.0	0.0	0	0	1	0	0	0	0	0	0	0	0	0	0	0	0	W 27-21
10/30 at Colts	P	3	2	1	0.5	5.0	0	0	1	0	0	0	0	0	0	0	0	0	0	0	0	W 30-14
<b>2016 TOTALS</b>	<b>7-0</b>	<b>18</b>	<b>13</b>	<b>5</b>	<b>1.5</b>	<b>11.0</b>	<b>1</b>	<b>6</b>	<b>4</b>	<b>0</b>	<b>0</b>	<b>0</b>	<b>0</b>	<b>0</b>	<b>0</b>	<b>1</b>	<b>0</b>	<b>0</b>	<b>0</b>	<b>0</b>	<b>0</b>	<b>5-2</b>

+ - Overtime

92 Dontari Poe DT 6-3 346lbs 26 5 Memphis D1-12

DONTARI POE - NFL REGULAR SEASON STATISTICS

TEAM	GP	GS	TK	S	A	TACKLES				QBH	INTERCEPTIONS					O. FUMB			ST		MISC	
						TFL	YDS	SK	YDS		NO	YDS	LG	TD	PD	FF	FR	YDS	S	A	S	A
2012 Chiefs	16	16	38	28	10	3	0	0.0	0.0	3	0	0	0	0	4	0	0	0	0	0	0	0
2013 Chiefs	15	15	51	43	8	5	29	4.5	30.5	7	0	0	0	0	4	0	0	0	0	0	0	0
2014 Chiefs	16	16	45	37	8	4	25	6.0	30.5	8	0	0	0	0	1	0	0	0	0	0	0	0
2015 Chiefs	15	13	39	29	10	3	3	1.0	2.0	3	0	0	0	0	0	1	1	0	0	0	0	0
2016 Chiefs	7	7	9	4	5	0	0	0.5	2.5	6	0	0	0	0	0	0	0	0	0	0	0	0
<b>NFL TOTALS</b>	<b>69</b>	<b>67</b>	<b>182</b>	<b>141</b>	<b>41</b>	<b>15</b>	<b>57</b>	<b>12.0</b>	<b>65.5</b>	<b>27</b>	<b>0</b>	<b>0</b>	<b>0</b>	<b>0</b>	<b>9</b>	<b>1</b>	<b>1</b>	<b>0</b>	<b>0</b>	<b>0.0</b>	<b>0</b>	<b>0.0</b>



## DONTARI POE - NFL PLAYOFF STATISTICS

TEAM	GPGS	TACKLES									INTERCEPTIONS					O. FUMB			ST		MISC		
		TK	S	A	TFL	YDS	SK	YDS	QBH	NO	YDS	LG	TD	PD	FF	FR	YDS	S	A	S	A		
2013 Chiefs	1	1	1	0	1	0	0	0.0	0.0	0	0	0	0	0	0	0	0	0	0	0	0	0	0
2015 Chiefs	2	2	5	1	4	0	0	0.0	0.0	0	0	0	0	0	0	0	1	0	0	0	0	0	0
<b>NFL TOTALS</b>	<b>3</b>	<b>3</b>	<b>6</b>	<b>1</b>	<b>5</b>	<b>0</b>	<b>0</b>	<b>0.0</b>	<b>0.0</b>	<b>0</b>	<b>0</b>	<b>0</b>	<b>0</b>	<b>0</b>	<b>0</b>	<b>1</b>	<b>0</b>	<b>0</b>	<b>0.0</b>	<b>0</b>	<b>0.0</b>	<b>0</b>	<b>0.0</b>

### 2016 GAME-BY-GAME REGULAR SEASON STATISTICS (CHIEFS)

OPPONENT	TK	S	A	TACKLES					INTERCEPTIONS					O. FUMB			ST		MISC		SCORE		
				SK	YDS	TFL	YDS	QBH	NO	YDS	LG	TD	PD	FF	FR	YDS	S	A	S	A			
09/11 CHARGERS S	1	1	0	0.0	0.0	0	0	1	0	0	0	0	0	0	0	0	0	0	0	0	0	0	W 33-27+
09/18 at Texans S	5	2	3	0.0	0.0	0	0	2	0	0	0	0	0	0	0	0	0	0	0	0	0	0	L 12-19
09/25 JETS S	0	0	0	0.0	0.0	0	0	1	0	0	0	0	0	0	0	0	0	0	0	0	0	0	W 24-3
10/02 at Steelers S	1	0	1	0.5	2.5	0	0	1	0	0	0	0	0	0	0	0	0	0	0	0	0	0	L 14-43
10/16 at Raiders S	0	0	0	0.0	0.0	0	0	0	0	0	0	0	0	0	0	0	0	0	0	0	0	0	W 26-10
10/23 SAINTS S	0	0	0	0.0	0.0	0	0	0	0	0	0	0	0	0	0	0	0	0	0	0	0	0	W 27-21
10/30 at Colts S	2	1	1	0.0	0.0	0	0	1	0	0	0	0	0	0	0	0	0	0	0	0	0	0	W 30-14
<b>2016 TOTALS</b>	<b>7-7</b>	<b>9</b>	<b>4</b>	<b>5</b>	<b>0.5</b>	<b>2.5</b>	<b>0</b>	<b>0</b>	<b>6</b>	<b>0</b>	<b>0</b>	<b>0</b>	<b>0</b>	<b>0</b>	<b>0</b>	<b>0</b>	<b>0</b>	<b>0</b>	<b>0</b>	<b>0</b>	<b>0</b>	<b>0</b>	<b>5-2</b>

+ - Overtime

94 Sam Barrington LB 6-1 240lbs 26 4 South Florida W (GB)-16

## SAM BARRINGTON - NFL REGULAR SEASON STATISTICS

TEAM	GPGS	TACKLES									INTERCEPTIONS					O. FUMB			ST		MISC	
		TK	S	A	TFL	YDS	SK	YDS	QBH	NO	YDS	LG	TD	PD	FF	FR	YDS	S	A	S	A	
2013 Packers	7	0	0	0	0	0	0	0.0	0.0	0	0	0	0	0	0	0	0	2	0	0	0	0
2014 Packers	14	7	53	40	13	3	12	1.0	9.0	4	0	0	0	0	1	0	0	0	0	0	0	0
2015 Packers	1	1	1	1	0	0	0	0.0	0.0	0	0	0	0	0	0	0	0	0	0	0	0	0
2016 Chiefs	2	0	0	0	0	0	0	0.0	0.0	0	0	0	0	0	0	0	0	0	0	0	0	0
<b>NFL TOTALS</b>	<b>24</b>	<b>8</b>	<b>54</b>	<b>41</b>	<b>13</b>	<b>3</b>	<b>12</b>	<b>1.0</b>	<b>9.0</b>	<b>4</b>	<b>0</b>	<b>0</b>	<b>0</b>	<b>0</b>	<b>1</b>	<b>0</b>	<b>0</b>	<b>0</b>	<b>2</b>	<b>0.0</b>	<b>0</b>	<b>0.0</b>

## SAM BARRINGTON - NFL PLAYOFF STATISTICS

TEAM	GPGS	TACKLES									INTERCEPTIONS					O. FUMB			ST		MISC	
		TK	S	A	TFL	YDS	SK	YDS	QBH	NO	YDS	LG	TD	PD	FF	FR	YDS	S	A	S	A	
2013 Packers	0	0	0	0	0	0	0	0.0	0.0	0	0	0	0	0	0	0	0	0	0	0	0	0
2014 Packers	2	2	14	6	8	0	0	0.0	0.0	0	0	0	0	0	1	0	0	0	0	0	0	0
2015 Packers	0	0	0	0	0	0	0	0.0	0.0	0	0	0	0	0	0	0	0	0	0	0	0	0
<b>NFL TOTALS</b>	<b>2</b>	<b>2</b>	<b>14</b>	<b>6</b>	<b>8</b>	<b>0</b>	<b>0</b>	<b>0.0</b>	<b>0.0</b>	<b>0</b>	<b>0</b>	<b>0</b>	<b>0</b>	<b>0</b>	<b>1</b>	<b>0</b>	<b>0</b>	<b>0</b>	<b>0</b>	<b>0.0</b>	<b>0</b>	<b>0.0</b>

### 2016 GAME-BY-GAME REGULAR SEASON STATISTICS (CHIEFS)

OPPONENT	TK	S	A	TACKLES					INTERCEPTIONS					O. FUMB			ST		MISC		SCORE								
				SK	YDS	TFL	YDS	QBH	NO	YDS	LG	TD	PD	FF	FR	YDS	S	A	S	A									
09/11 CHARGERS P	0	0	0	0.0	0.0	0	0	0	0	0	0	0	0	0	0	0	0	0	0	0	0	0	W 33-27+						
09/18 at Texans										INACTIVE																		L 12-19	
09/25 JETS										INACTIVE																			W 24-3
10/02 at Steelers										INACTIVE																			L 14-43
10/16 at Raiders P	0	0	0	0.0	0.0	0	0	0	0	0	0	0	0	0	0	0	0	0	0	0	0	0	0	W 26-10					
10/23 SAINTS										DID NOT PLAY																			W 27-21
10/30 at Colts										INACTIVE																			W 30-14
<b>2016 TOTALS</b>	<b>2-0</b>	<b>0</b>	<b>0</b>	<b>0.0</b>	<b>0.0</b>	<b>0</b>	<b>0</b>	<b>0</b>	<b>0</b>	<b>0</b>	<b>0</b>	<b>0</b>	<b>0</b>	<b>0</b>	<b>0</b>	<b>0</b>	<b>0</b>	<b>0</b>	<b>0</b>	<b>0</b>	<b>0</b>	<b>0</b>	<b>5-2</b>						

+ - Overtime

95 Chris Jones DL 6-6 310lbs 22 R Mississippi State D2-16

## CHRIS JONES - NFL REGULAR SEASON STATISTICS

TEAM	GPGS	TACKLES							INTERCEPTIONS					O. FUMB			ST		MISC			
		TK	S	A	TFL	YDS	SK	YDS	QBH	NO	YDS	LG	TD	PD	FF	FR	YDS	S	A	S	A	
2016 Chiefs	7	2	10	2	8	2	10	1.0	7.0	2	0	0	0	0	0	0	0	0	0	0	0	
<b>NFL TOTALS</b>	<b>7</b>	<b>2</b>	<b>10</b>	<b>2</b>	<b>8</b>	<b>2</b>	<b>10</b>	<b>1.0</b>	<b>7.0</b>	<b>2</b>	<b>0</b>	<b>0</b>	<b>0</b>	<b>0</b>	<b>0</b>	<b>0</b>	<b>0</b>	<b>0</b>	<b>0</b>	<b>0.0</b>	<b>0</b>	<b>0.0</b>

### 2016 GAME-BY-GAME REGULAR SEASON STATISTICS (CHIEFS)

OPPONENT	TK	S	A	TACKLES					INTERCEPTIONS					O. FUMB			ST		SCORE				
				SK	YDS	TFL	YDS	QBH	NO	YDS	LG	TD	PD	FF	FR	YDS	S	A					
09/11 CHARGERS P	0	0	0	0.0	0.0	0	0	0	0	0	0	0	0	0	0	0	0	0	0	0	0	0	W 33-27+
09/18 at Texans P	2	0	2	0.0	0.0	0	0	0	0	0	0	0	0	0	0	0	0	0	0	0	0	0	L 12-19
09/25 JETS P	1	0	1	0.0	0.0	0	0	0	0	0	0	0	0	0	0	0	0	0	0	0	0	0	W 24-3
10/02 at Steelers P	2	0	2	0.0	0.0	0	0	0	0	0	0	0	0	0	0	0	0	0	0	0	0	0	L 14-43
10/16 at Raiders P	2	1	1	0.0	0.0	1	3	0	0	0	0	0	0	0	0	0	0	0	0	0	0	0	W 26-10
10/23 SAINTS S	2	0	2	0.0	0.0	0	0	0	0	0	0	0	0	0	0	0	0	0	0	0	0	0	W 27-21
10/30 at Colts S	1	1	0	1.0	7.0	1	7	2	0	0	0	0	0	0	0	0	0	0	0	0	0	0	W 30-14
<b>2016 TOTALS</b>	<b>7-2</b>	<b>10</b>	<b>2</b>	<b>8</b>	<b>1.0</b>	<b>7.0</b>	<b>2</b>	<b>10</b>	<b>2</b>	<b>0</b>	<b>0</b>	<b>0</b>	<b>0</b>	<b>0</b>	<b>0</b>	<b>0</b>	<b>0</b>	<b>0</b>	<b>0</b>	<b>0</b>	<b>0</b>	<b>0</b>	<b>5-2</b>

+ - Overtime

96 Jaye Howard DL 6-3 301lbs 27 5 Florida UFA-16

## JAYE HOWARD - NFL REGULAR SEASON STATISTICS

TEAM	GPGS	TACKLES							INTERCEPTIONS					O. FUMB			ST		MISC			
		TK	S	A	TFL	YDS	SK	YDS	QBH	NO	YDS	LG	TD	PD	FF	FR	YDS	S	A	S	A	
2012 Seahawks	2	0	0	0	0	0	0	0.0	0.0	0	0	0	0	0	0	0	0	0	0	0	0	0
2013 Chiefs	3	1	6	5	1	0	0	0.0	0.0	0	0	0	0	0	0	0	0	0	0	0	0	0
2014 Chiefs	16	10	36	24	12	4	5	1.0	4.0	6	0	0	0	0	1	0	0	0	0	0	0	0
2015 Chiefs	16	13	57	36	21	11	51	5.5	33.0	9	0	0	0	0	1	2	-1	0	0	0	0	0
2016 Chiefs	7	4	20	16	4	2	9	1.0	8.0	5	0	0	0	0	0	0	0	0	0	0	0	0
<b>NFL TOTALS</b>	<b>44</b>	<b>28</b>	<b>119</b>	<b>81</b>	<b>38</b>	<b>17</b>	<b>65</b>	<b>7.5</b>	<b>45.0</b>	<b>20</b>	<b>0</b>	<b>0</b>	<b>0</b>	<b>0</b>	<b>1</b>	<b>1</b>	<b>2</b>	<b>-1</b>	<b>0</b>	<b>0.0</b>	<b>0</b>	<b>0.0</b>

## JAYE HOWARD - NFL PLAYOFF STATISTICS

TEAM	GPGS	TACKLES							INTERCEPTIONS					O. FUMB			ST		MISC			
		TK	S	A	TFL	YDS	SK	YDS	QBH	NO	YDS	LG	TD	PD	FF	FR	YDS	S	A	S	A	
2012 Seahawks	0	0	0	0	0	0	0	0.0	0.0	0	0	0	0	0	0	0	0	0	0	0	0	0
2013 Chiefs	1	0	2	2	0	0	0	0.0	0.0	0	0	0	0	0	0	0	0	0	0	0	0	0
2015 Chiefs	2	1	5	3	2	1	7	1.0	7.0	1	0	0	0	0	0	0	0	0	0	0	0	0
<b>NFL TOTALS</b>	<b>3</b>	<b>1</b>	<b>7</b>	<b>5</b>	<b>2</b>	<b>1</b>	<b>7</b>	<b>1.0</b>	<b>7.0</b>	<b>1</b>	<b>0</b>	<b>0</b>	<b>0</b>	<b>0</b>	<b>0</b>	<b>0</b>	<b>0</b>	<b>0</b>	<b>0</b>	<b>0.0</b>	<b>0</b>	<b>0.0</b>

### 2016 GAME-BY-GAME REGULAR SEASON STATISTICS (CHIEFS)

OPPONENT	TK	S	A	TACKLES					INTERCEPTIONS					O. FUMB			ST		SCORE				
				SK	YDS	TFL	YDS	QBH	NO	YDS	LG	TD	PD	FF	FR	YDS	S	A					
09/11 CHARGERS P	0	0	0	0.0	0.0	0	0	0	0	0	0	0	0	0	0	0	0	0	0	0	0	0	W 33-27+
09/18 at Texans P	5	4	1	0.0	0.0	0	0	0	0	0	0	0	0	0	0	0	0	0	0	0	0	0	L 12-19
09/25 JETS P	3	3	0	0.0	0.0	0	0	2	0	0	0	0	0	0	0	0	0	0	0	0	0	0	W 24-3
10/02 at Steelers S	6	3	3	1.0	8.0	1	8	1	0	0	0	0	0	0	0	0	0	0	0	0	0	0	L 14-43
10/16 at Raiders S	1	1	0	0.0	0.0	0	0	0	0	0	0	0	0	0	0	0	0	0	0	0	0	0	W 26-10
10/23 SAINTS S	3	3	0	0.0	0.0	0	0	1	0	0	0	0	0	0	0	0	0	0	0	0	0	0	W 27-21
10/30 at Colts S	2	2	0	0.0	0.0	1	1	1	0	0	0	0	0	0	0	0	0	0	0	0	0	0	W 30-14
<b>2016 TOTALS</b>	<b>7-4</b>	<b>20</b>	<b>16</b>	<b>4</b>	<b>1.0</b>	<b>8.0</b>	<b>2</b>	<b>9</b>	<b>5</b>	<b>0</b>	<b>0</b>	<b>0</b>	<b>0</b>	<b>0</b>	<b>0</b>	<b>0</b>	<b>0</b>	<b>0</b>	<b>0</b>	<b>0</b>	<b>0</b>	<b>0</b>	<b>5-2</b>

+ - Overtime

98 Kendall Reyes DE 6-4 300lbs 27 5 Connecticut D-

## KENDALL REYES - NFL REGULAR SEASON STATISTICS

TEAM	GP	GS	TACKLES							INTERCEPTIONS					O. FUMB			ST			MISC	
			TK	S	A	TFL	YDS	SK	YDS	QBH	NO	YDS	LG	TD	PD	FF	FR	YDS	S	A	S	A
2012 Chargers	16	4	28	16	12	7	0	5.5	33.5	10	0	0	0	0	1	0	0	0	0	0	0	0
2013 Chargers	16	16	34	25	9	5	28	5.0	28.0	7	0	0	0	0	2	0	0	0	0	0	0	
2014 Chargers	16	15	32	15	17	2	10	1.0	10.0	6	0	0	0	0	0	0	0	0	0	0	0	
2015 Chargers	16	15	32	25	7	5	23	2.0	9.0	7	1	1	1	0	4	0	0	0	0	0	0	
2016 Redskins	2	0	5	3	2	0	0	0.0	0.0	0	0	0	0	0	0	0	0	0	0	0	0	
Went from <b>Redskins</b> to <b>Chiefs</b> .																						
2016 Chiefs	2	0	0	0	0	0	0	0.0	0.0	0	0	0	0	0	0	0	0	0	0	0	0	
<b>NFL TOTALS</b>	<b>68</b>	<b>50</b>	<b>131</b>	<b>84</b>	<b>47</b>	<b>19</b>	<b>61</b>	<b>13.5</b>	<b>80.5</b>	<b>30</b>	<b>1</b>	<b>1</b>	<b>1</b>	<b>0</b>	<b>7</b>	<b>0</b>	<b>0</b>	<b>0</b>	<b>0</b>	<b>0.0</b>	<b>0</b>	<b>0.0</b>

## KENDALL REYES - NFL PLAYOFF STATISTICS

TEAM	GP	GS	TACKLES							INTERCEPTIONS					O. FUMB			ST			MISC	
			TK	S	A	TFL	YDS	SK	YDS	QBH	NO	YDS	LG	TD	PD	FF	FR	YDS	S	A	S	A
2013 Chargers	2	2	3	1	2	0	0	0.0	0.0	0	0	0	0	1	0	0	0	0	0	0	0	
<b>NFL TOTALS</b>	<b>2</b>	<b>2</b>	<b>3</b>	<b>1</b>	<b>2</b>	<b>0</b>	<b>0</b>	<b>0.0</b>	<b>0.0</b>	<b>0</b>	<b>0</b>	<b>0</b>	<b>0</b>	<b>1</b>	<b>0</b>	<b>0</b>	<b>0</b>	<b>0</b>	<b>0</b>	<b>0.0</b>	<b>0</b>	<b>0.0</b>

### 2016 GAME-BY-GAME REGULAR SEASON STATISTICS (REDSKINS/CHIEFS)

OPPONENT		TACKLES							INTERCEPTIONS					O. FUMB			ST			MISC	SCORE	
		TK	S	A	SK	YDS	TFL	YDS	QBH	NO	YDS	LG	TD	PD	FF	FR	YDS	S	A			S
09/12 STEELERS	P	2	1	1	0.0	0.0	0	0	0	0	0	0	0	0	0	0	0	0	0	0	L 16-38	
09/18 COWBOYS		INACTIVE																				L 23-27
09/25 at Giants		INACTIVE																				W 29-27
10/02 BROWNS	P	3	2	1	0.0	0.0	0	0	0	0	0	0	0	0	0	0	0	0	0	0	W 31-20	
Went from <b>Redskins</b> to <b>Chiefs</b> .																						
10/23 SAINTS	P	0	0	0	0.0	0.0	0	0	0	0	0	0	0	0	0	0	0	0	0	0	W 27-21	
10/30 at Colts	P	0	0	0	0.0	0.0	0	0	0	0	0	0	0	0	0	0	0	0	0	0	W 30-14	
<b>2016 TOTALS</b>	<b>4-0</b>	<b>5</b>	<b>3</b>	<b>2</b>	<b>0.0</b>	<b>0.0</b>	<b>0</b>	<b>0</b>	<b>0</b>	<b>0</b>	<b>0</b>	<b>0</b>	<b>0</b>	<b>0</b>	<b>0</b>	<b>0</b>	<b>0</b>	<b>0</b>	<b>0</b>	<b>0</b>	<b>0</b>	<b>4-2</b>

99 Rakeem Nunez-Roches
DL 6-2 307lbs 23 2
Southern Mississippi
FA-16

## RAKEEM NUNEZ-ROCHES - NFL REGULAR SEASON STATISTICS

TEAM	GP	GS	TACKLES							INTERCEPTIONS					O. FUMB			ST			MISC	
			TK	S	A	TFL	YDS	SK	YDS	QBH	NO	YDS	LG	TD	PD	FF	FR	YDS	S	A	S	A
2015 Chiefs	7	0	4	4	0	0	0	0.0	0.0	0	0	0	0	0	0	0	0	0	0	0	0	
2016 Chiefs	2	0	0	0	0	0	0	0.0	0.0	1	0	0	0	0	0	0	0	0	0	0	0	
<b>NFL TOTALS</b>	<b>9</b>	<b>0</b>	<b>4</b>	<b>4</b>	<b>0</b>	<b>0</b>	<b>0</b>	<b>0.0</b>	<b>0.0</b>	<b>1</b>	<b>0</b>	<b>0</b>	<b>0</b>	<b>0</b>	<b>0</b>	<b>0</b>	<b>0</b>	<b>0</b>	<b>0</b>	<b>0.0</b>	<b>0</b>	<b>0.0</b>

## RAKEEM NUNEZ-ROCHES - NFL PLAYOFF STATISTICS

TEAM	GP	GS	TACKLES							INTERCEPTIONS					O. FUMB			ST			MISC	
			TK	S	A	TFL	YDS	SK	YDS	QBH	NO	YDS	LG	TD	PD	FF	FR	YDS	S	A	S	A
2015 Chiefs	0	0	0	0	0	0	0	0.0	0.0	0	0	0	0	0	0	0	0	0	0	0	0	
2016 Chiefs	0	0	0	0	0	0	0	0.0	0.0	0	0	0	0	0	0	0	0	0	0	0	0	
<b>NFL TOTALS</b>	<b>0</b>	<b>0</b>	<b>0</b>	<b>0</b>	<b>0</b>	<b>0</b>	<b>0</b>	<b>0.0</b>	<b>0.0</b>	<b>0</b>	<b>0</b>	<b>0</b>	<b>0</b>	<b>0</b>	<b>0</b>	<b>0</b>	<b>0</b>	<b>0</b>	<b>0</b>	<b>0.0</b>	<b>0</b>	<b>0.0</b>





# **CHIEFS**

***ALL-TIME RECORDS***

**THIS IS CHIEFS KINGDOM**

## Regular Individual



The following individual records relate solely to service with the Kansas City Chiefs. They include National Football League regular-season statistics only - with the exception of those single-game records marked by "\*" or "\*\*".

### Service

#### Most Seasons, Active Players

15	Jerrel Wilson	1963-77
14	Len Dawson	1962-75
14	Ed Budde	1963-76
14	Nick Lowery	1980-93
14	Will Shields	1993-06
13	Jim Tyrer	1961-73
13	Buck Buchanan	1963-75
13	Emmitt Thomas	1966-78
13	Jan Stenerud	1967-79
13	Jack Rudnay	1970-82
13	John Alt	1984-96
12	Johnny Robinson	1960-71
12	Dave Hill	1963-74
12	Bobby Bell	1963-74
12	Mike Livingston	1968-79
12	Henry Marshall	1976-87
12	Tony Gonzalez	1997-08
12	Dustin Colquitt	2005-16
12	Derrick Johnson	2005-16

#### Most Games Played, Career (All 175+)

224	Will Shields	1993-06
212	Nick Lowery	1980-93
203	Jerrel Wilson	1963-77
190	Tony Gonzalez	1997-08
186	Jan Stenerud	1967-79
183	Len Dawson	1962-75
182	Buck Buchanan	1963-75
181	Emmitt Thomas	1966-78
181	Dustin Colquitt	2005-16
180	Jim Tyrer	1961-73
179	John Alt	1984-96
178	Jack Rudnay	1970-82
177	Ed Budde	1963-76

#### Most Games Started, Career (Since 1968)

223	Will Shields	1993-06
174	Tony Gonzalez	1997-08
171	Jack Rudnay	1970-82
164	Tim Grunhard	1990-00
*158	Len Dawson (*Since 1962)	1962-75
157	Derrick Thomas	1989-99
155	Tamba Hali	2005-16

#### Most Starts, Rookie, Season

16	Sylvester Hicks	1978
16	Art Still	1978
16	Dave Lutz	1983
16	Kevin Ross	1984
16	Dino Hackett	1986
16	Derrick Thomas	1989
16	Greg Wesley	2000
16	Derrick Johnson	2005
16	Tamba Hali	2006
16	Brandon Carr	2008
16	Glenn Dorsey	2008
16	Eric Berry	2010
16	Dontari Poe	2012
16	Marcus Peters	2015

#### Most Consecutive Games Played, Career

224	Will Shields	Sept. 5, 1993 - Dec. 31, 2006
186	Jan Stenerud	Sept. 9, 1967 - Dec. 16, 1979
180	Jim Tyrer	Sept. 10, 1961 - Dec. 2, 1973
168	Bobby Bell	Sept. 7, 1963 - Dec. 14, 1974
166	Buck Buchanan	Sept. 7, 1963 - Dec. 1, 1974

#### Most Consecutive Games Started (Since 1968)

223	Will Shields	Sept. 12, 1993 - Dec. 31, 2006
144	Emmitt Thomas	Sept. 28, 1968 - Oct. 15, 1978
134	Jim Lynch	Sept. 9, 1968 - Nov. 6, 1977
120	Tim Grunhard	Sept. 5, 1993 - Oct. 29, 2000
120	Tony Gonzalez	Sept. 19, 1999 - Nov. 12, 2006

#### Most Consecutive Games Started To Begin Career

101	Gary Barbaro	1976-82
64	Brandon Carr	2008-11
51	Art Still	1978-81
41	Tamba Hali	2006-08
37	Greg Wesley	2000-02

#### Most Games Started, Quarterback, Career

158	Len Dawson	1962-75
88	Trent Green	2001-06
77	Bill Kenney	1979-88
75	Mike Livingston	1968-79
53	Alex Smith	2013-16
52	Steve DeBerg	1988-91

#### Most Consecutive Games Started, Quarterback

81	Trent Green	Sept. 9, 2001 - Sept. 10, 2006
44	Len Dawson	Oct. 31, 1965 - Nov. 3, 1968
35	Steve DeBerg	Nov. 26, 1989 - Dec. 8, 1991
28	Steve Bono	Sept. 3, 1995 - Nov. 24, 1996
28	Elvis Grbac	Dec. 26, 1998 - Nov. 19, 2000
28	Len Dawson	Sept. 8, 1962 - Nov. 8, 1963

**Most Consecutive Seasons Starting Every Game, QB**

5	Trent Green	2001-05
2	Len Dawson	1966-67

---

**Scoring**

---

**Most Points, Career (All 400+)**

1,466	Nick Lowery	1980-93
1,231	Jan Stenerud	1967-79
517	Ryan Succop	2009-13
500	Priest Holmes	2001-07
462	Tony Gonzalez	1997-08
442	Pete Stoyanovich	1996-00

**Most Seasons, 100 or More Points**

11	Nick Lowery	1981, '83-86, '88-93
5	Jan Stenerud	1967-71
4	Ryan Succop	2009-10, '12-13
3	Pete Stoyanovich	1997-99
3	Lawrence Tynes	2004-06
2	Lin Elliott	1994-95
2	Morten Andersen	2002-03
2	Priest Holmes	2002-03
2	Larry Johnson	2005-06
2	Cairo Santos	2014-15
1	Jack Spikes	1960
1	Abner Haynes	1962
1	Todd Peterson	2001

**Most Points, Season (All 125+)**

162	Priest Holmes	2003
144	Priest Holmes	2002
139	Nick Lowery	1990
129	Jan Stenerud	1968
129	Cairo Santos	2015
126	Larry Johnson	2005
125	Lawrence Tynes	2005

**Most Points, Non-Kickers, Rookie, Season**

72	Abner Haynes	1960
66	Billy Jackson	1981
54	Johnny Robinson	1960
48	Mike Garrett	1966
42	Robert Holmes	1968

**Most Points, Kickers, Rookie, Season**

113	Cairo Santos	2014
108	Jan Stenerud	1967
104	Jack Spikes	1960
104	Ryan Succop	2009
87	Tommy Brooker	1962

**Most Points, Game**

30	Abner Haynes vs. Oakland	Nov. 26, 1961
30	Jamaal Charles at Oakland	Dec. 15, 2013
24	Frank Jackson vs. Denver	Dec. 10, 1961
24	Abner Haynes vs. Boston	Sept. 8, 1962
24	Frank Jackson at San Diego	Dec. 13, 1964
24	Bert Coan at Denver	Oct. 23, 1966
24	Priest Holmes at Cleveland	Sept. 8, 2002
24	Priest Holmes vs. Atlanta	Oct. 24, 2004
24	Derrick Blaylock vs. Atlanta	Oct. 24, 2004
24	Larry Johnson vs. Seattle	Oct. 29, 2006

**Most Touchdowns, Career**

83	Priest Holmes (76 rush, 7 rec.)	2001-07
76	Tony Gonzalez (0 rush, 76 rec.)	1997-08
64	Jamaal Charles (43 rush, 20 rec., 1 KR)	2008-16
61	Larry Johnson (55 rush, 6 rec.)	2003-09
60	Otis Taylor (3 rush, 57 rec.)	1965-75
58	Abner Haynes (39 rush, 17 rec., 1 KR, 1 fum.)	1960-64

**Most Touchdowns, Season**

27	Priest Holmes (27 rush, 0 rec.)	2003
24	Priest Holmes (21 rush, 3 rec.)	2002
21	Larry Johnson (20 rush, 1 rec.)	2005
19	Abner Haynes (13 rush, 6 rec.)	1962
19	Larry Johnson (17 rush, 2 rec.)	2006
19	Jamaal Charles (12 rush, 7 rec.)	2013

**Most Touchdowns, Rookie, Season**

12	Abner Haynes (9 rush, 3 rec.)	1960
11	Billy Jackson (10 rush, 1 rec.)	1981
8	Johnny Robinson (4 rush, 4 rec.)	1960
7	Mike Garrett (6 rush, 1 rec.)	1966
7	Robert Holmes (7 rush, 0 rec.)	1968

**Most Touchdowns, Game**

5	Abner Haynes vs. Oakland	Nov. 26, 1961
5	Jamaal Charles at Oakland	Dec. 15, 2013
4	Frank Jackson vs. Denver	Dec. 10, 1961
4	Abner Haynes vs. Boston	Sept. 8, 1962
4	Frank Jackson at San Diego	Dec. 13, 1964
4	Bert Coan at Denver	Oct. 23, 1966
4	Priest Holmes at Cleveland	Sept. 8, 2002
4	Priest Holmes vs. Atlanta	Oct. 24, 2004
4	Derrick Blaylock vs. Atlanta	Oct. 24, 2004
4	Larry Johnson vs. Seattle	Oct. 29, 2006
3	35 times;	
	Last Jamaal Charles at Green Bay	Sept. 28, 2015

**Most Consecutive Games Scoring Touchdowns**

11	Priest Holmes	2002
9	Larry Johnson	2006
8	Priest Holmes	2003-04
8	Larry Johnson	2004-05
7	Marcus Allen	1993
7	Priest Holmes	2004-05



7 Larry Johnson 2005  
 7 Dwayne Bowe 2010  
 7 Jamaal Charles 2013

**Most Points After TD Attempted, Career**

483 Nick Lowery 1980-93  
 409 Jan Stenerud 1967-79  
 164 Pete Stoyanovich 1996-00  
 160 Ryan Succop 2009-13  
 149 Tommy Brooker 1962-66

**Most Points After TD Attempted, Season**

60 Lawrence Tynes 2004  
 59 Morten Andersen 2003  
 52 Ryan Succop 2013  
 51 Morten Andersen 2002  
 46 Tommy Brooker 1964

**Most Points After TD Attempted, Game**

8 Tommy Brooker at Denver Sept. 7, 1963  
 8 Mike Mercer at Denver Oct. 23, 1966  
 8 Lawrence Tynes vs. Atlanta Oct. 24, 2004  
 8 Ryan Succop at Oakland Dec. 15, 2013

**Most Points After TD Made, Career**

479 Nick Lowery 1980-93  
 394 Jan Stenerud 1967-79  
 163 Pete Stoyanovich 1996-00  
 160 Ryan Succop 2009-13  
 149 Tommy Brooker 1962-66

**Most Points After TD Made, Season**

58 Morten Andersen 2003  
 58 Lawrence Tynes 2004  
 52 Ryan Succop 2013  
 51 Morten Andersen 2002  
 46 Tommy Brooker 1964

**Most Points After TD Made, Game**

8 Tommy Brooker at Denver Sept. 7, 1963  
 8 Mike Mercer at Denver Oct. 23, 1966  
 8 Lawrence Tynes vs. Atlanta Oct. 24, 2004  
 8 Ryan Succop at Oakland Dec. 15, 2013  
 7 Cotton Davidson vs. Denver Dec.10, 1961  
 7 T. Brooker at N.Y. Titans Nov. 11, 1962  
 7 Jack Spikes vs. Denver Dec. 8, 1963  
 7 Tommy Brooker vs. Houston Nov. 28, 1965  
 7 Morten Andersen vs. Arizona Dec. 1, 2002  
 7 Morten Andersen vs. St. Louis Dec. 8, 2002  
 7 Lawrence Tynes at Tennessee Dec. 13, 2004

**Most Consecutive Points After TD**

197 Nick Lowery 1983-89  
 160 Ryan Succop 2009-13

155 Jan Stenerud 1968-73  
 149 Tommy Brooker 1962-66

**Highest Point After Percentage, Career (100 PATs)**

100.00 Ryan Succop (160-160) 2009-13  
 100.00 Tommy Brooker (149-149) 1962-66  
 99.39 Pete Stoyanovich (163-164) 1996-00  
 99.17 Nick Lowery (479-483) 1980-93  
 99.09 Morten Andersen (109-110) 2002-03  
 97.16 Lawrence Tynes (137-141) 2004-06

**Most Field Goals Attempted, Career**

436 Jan Stenerud 1967-79  
 410 Nick Lowery 1980-93  
 147 Ryan Succop 2009-13  
 115 Pete Stoyanovich 1996-00  
 87 Lawrence Tynes 2004-06  
 85 Tommy Brooker 1962-66

**Most Field Goals Attempted, Season**

44 Jan Stenerud 1971  
 42 Jan Stenerud 1970  
 40 Jan Stenerud 1968

**Most Field Goals Attempted, Game**

7 Cairo Santos at Cincinnati October 4, 2015  
 7 Jan Stenerud vs. Buffalo Dec. 19, 1971  
 6 Tommy Brooker vs. San Diego Dec. 16, 1962  
 6 Jan Stenerud 6 times  
 Last; at Washington Oct. 10, 1976  
 6 Todd Peterson vs. Denver Dec. 16, 2001  
 6 Ryan Succop at New Orleans Sept. 23, 2012

**Most Seasons Leading League, Field Goals Made**

3 Jan Stenerud 1967, '70, '75

**Most Field Goals Made, Career**

329 Nick Lowery 1980-93  
 279 Jan Stenerud 1967-79  
 119 Ryan Succop 2009-13  
 93 Pete Stoyanovich 1996-00  
 69 Cairo Santos 2014-16  
 68 Lawrence Tynes 2004-06

**Most Field Goals Made, Season**

34 Nick Lowery 1990  
 30 Jan Stenerud 1968, '70  
 Cairo Santos 2015  
 28 Ryan Succop 2012  
 27 Jan Stenerud 1969  
 27 Nick Lowery 1988  
 27 Pete Stoyanovich 1998  
 27 Todd Peterson 2001  
 27 Lawrence Tynes 2005

**Most Field Goals Made, Rookie, Season**

25 Ryan Succop 2009  
 25 Cairo Santos 2014

21	Jan Stenerud	1967
13	Jack Spikes	1960
12	Tommy Brooker	1962

54 Cairo Santos at Houston Sept. 18, 2016

#### Most Field Goals Made, Game

7	Cairo Santos at Cincinnati	Oct. 5, 2015
6	Ryan Succop at New Orleans	Sept. 23, 2012
5	Jan Stenerud	3 times
	Last; vs. Buffalo	Dec. 19, 1971
5	Nick Lowery	4 times
	Last; vs. Denver	Sept. 20, 1993
5	Ryan Succop vs. Minnesota	Oct. 2, 2011
4	Tommy Brooker vs. San Diego	Dec. 16, 1962
4	Mike Mercer at N.Y. Jets	Nov. 27, 1966
4	Lin Elliott vs. Seattle	Dec. 24, 1995
4	Jan Stenerud	10 times
4	Nick Lowery	8 times
4	Pete Stoyanovich	2 times
4	Todd Peterson vs. Denver	Dec. 16, 2001
4	Lawrence Tynes	2 times
	Last; vs. Denver	Nov. 23, 2006
4	Nick Novak vs. Denver	Sept. 28, 2008
4	Ryan Succop	4 times
	Last; at Tennessee	Oct. 6, 2013
4	Cairo Santos at Houston	Sept. 18, 2016

#### Most Consecutive Games Scoring Field Goals

16	Jan Stenerud	1969-70
15	Lawrence Tynes	2004-05
12	Pete Stoyanovich	1997-98
11	Jan Stenerud	1968-69
11	Jan Stenerud	1971-72
11	Nick Lowery	1985-86
11	Morten Andersen	2002

#### Most Consecutive Field Goals Made

22	Pete Stoyanovich	1997-98
22	Ryan Succop	2011
21	Nick Lowery	1990
21	Nick Lowery	1991
16	Jan Stenerud	1969
15	Nick Lowery	1992-93
15	Morten Anderson	2002
15	Ryan Succop	2009-10

#### Longest Field Goal

58	Nick Lowery at Washington	Sept. 18, 1983
58	Nick Lowery vs. L.A. Raiders	Sept. 12, 1985
57	Nick Lowery vs. Seattle	Sept. 14, 1980
55	Jan Stenerud at Denver	Oct. 4, 1970
54	Jan Stenerud at Houston	Sept. 9, 1967
54	Jan Stenerud at Denver	Oct. 5, 1969
54	Jan Stenerud at San Francisco	Dec. 6, 1971
54	Nick Lowery vs. L.A. Raiders	Nov. 6, 1983
54	Nick Lowery at Detroit	Nov. 26, 1987
54	Pete Stoyanovich vs. Denver	Nov. 16, 1997
54	Ryan Succop vs. Minnesota	Oct. 2, 2011

#### Highest Field Goal Percentage, Career (100 Attempts)

81.0	Ryan Succop (119-147)	2009-13
80.9	Pete Stoyanovich (93-115)	1996-00
80.2	Nick Lowery (329-410)	1980-93
64.0	Jan Stenerud (279-436)	1967-79

#### Highest Field Goal Percentage, Season

96.3	Pete Stoyanovich (26-27)	1997
91.9	Nick Lowery (34-37)	1990
91.6	Nick Lowery (22-24)	1992
88.9	Nick Lowery (24-27)	1985
86.2	Ryan Succop (25-29)	2009

#### Highest Field Goal Percentage, Career At Arrowhead

88.1	Pete Stoyanovich (52-59)	1996-00
85.6	Nick Lowery (179-209)	1980-93
82.4	Ryan Succop (61-74)	2009-13
77.3	Lawrence Tynes (34-44)	2004-06
75.7	Cairo Santos (28-37)	2014-16
58.6	Jan Stenerud (75-128)	1972-79

#### Attempts Less Than 40 Yards, Season (15 Attempts)

21-21	Nick Lowery	1991
20-20	Pete Stoyanovich	1998
16-20	Ryan Succop	2012
17-18	Cairo Santos	2014
17-18	Cairo Santos	2015
17-17	Ryan Succop	2009
16-16	Morten Andersen	2002
15-16	Ryan Succop	2013
14-15	Ryan Succop	2011

#### Most Field Goals, No Misses, Game

7	Cairo Santos at Cincinnati	Oct. 4, 2015
6	Ryan Succop at New Orleans	Sept. 23, 2012
5	Jan Stenerud at Buffalo	Nov. 2, 1969
5	Jan Stenerud vs. Buffalo	Dec. 7, 1969
5	Nick Lowery vs. L.A. Raiders	Sept. 12, 1985
5	Nick Lowery at Chicago	Dec. 29, 1990
5	Nick Lowery vs. Denver	Sept. 20, 1993
5	Ryan Succop vs. Minnesota	Oct. 2, 2011

#### Most Field Goals, 50 or More Yards, Career

20	Nick Lowery	1980-93
12	Jan Stenerud	1967-79
9	Ryan Succop	2009-13
6	Lawrence Tynes	2004-06
6	Cairo Santos	2014-16
5	Pete Stoyanovich	1996-99

**Most Field Goals, 50 or More Yards, Season**

4	Nick Lowery	1980
4	Cairo Santos	2015
3	Nick Lowery	1985, '88
3	Ryan Succop	2011
2	Pete Stoyanovich	1997, '98
2	Lawrence Tynes	2004, 2005, 2006
2	Ryan Succop	2009, '12

**Most Field Goals, 50 or More Yards, Game**

2	Nick Lowery vs. Seattle	Sept. 14, 1980
2	Nick Lowery at New Orleans	Sept. 8, 1985
2	Nick Lowery at Detroit	Nov. 26, 1987
2	Lawrence Tynes at Miami	Oct. 21, 2005
2	Ryan Succop vs. Minnesota	Oct. 2, 2011
2	Cairo Santos at Cincinnati	Oct. 4, 2015

**Most Defensive Touchdowns, Career**

8	Bobby Bell (6 INTs, 2 FRs)	1963-74
5	Emmitt Thomas (5 INTs)	1966-78
5	Jim Kearney (5 INTs)	1967-75
4	Lloyd Burruss (4 INTs)	1981-91
4	Derrick Thomas (4 FRs)	1989-99
4	James Hasty (3 INTs, 1 FR)	1995-99
4	Derrick Johnson (4 INTs)	2005-16

**Most Defensive Touchdowns, Season**

4	Jim Kearney (4 INTs)	1972
3	David Webster (2 INTs, 1 FR)	1960
3	Lloyd Burruss (3 INTs)	1986
3	Charles Mincy (2 INTs, 1 FR)	1992
3	Mark McMillian (3 INTs)	1997

**Most Defensive Touchdowns, Game**

2	Jim Kearney at Denver	Oct. 1, 1972
2	Lloyd Burruss vs. San Diego	Oct. 19, 1986
2	Cris Dishman at Oakland	Nov. 28, 1999
2	Derrick Johnson at Denver	Jan. 3, 2010

**Most Special Teams Touchdowns, Career**

11	Dante Hall (5 PRs, 6 KORs)	2000-06
8	Tamarick Vanover (4 PRs, 4 KORs)	1995-99
4	J.T. Smith (4 PRs)	1978-84
3	Dexter McCluster (3 PRs)	2010-13
2	Five players tied	

**Most Special Teams Touchdowns, Season**

4	Dante Hall (2 PRs, 2 KORs)	2003
3	Tamarick Vanover (2 KORs, 1 PR)	1995
3	Dante Hall (2 PRs, 1 KOR)	2002
2	J.T. Smith (2 PRs)	1979
2	J.T. Smith (2 PRs)	1980
2	Paul Palmer (2 KORs)	1987
2	Dale Carter (2 PRs)	1992

2	Dante Hall (2 KORs)	2004
2	Dexter McCluster (2 PRs)	2013

**Most Safeties, Career**

3	Derrick Thomas	1989-98
2	Bill Maas	1984-92
2	Dan Saleaumua	1989-96
2	Joe Phillips	1992-97
1	Buck Buchanan	1963-75
1	Willie Lanier	1967-77
1	John Lohmeyer	1973, '75-77
1	Ed Beckman	1977-84
1	Dino Hackett	1986-92
1	Albert Lewis	1983-93
1	Rob McGovern	1989-90
1	Bernard Pollard	2006-08
1	Tamba Hali	2006-16
1	Justin Houston	2011-16
1	D.J. Alexander	2015-16

**Most Safeties, Season**

1	Buck Buchanan	1968
1	Willie Lanier	1974
1	John Lohmeyer	1976
1	Ed Beckman	1978
1	Dino Hackett	1988
1	Albert Lewis	1988
1	Bill Maas	1988, '90
1	Rob McGovern	1989
1	Dan Saleaumua	1991, '96
1	Derrick Thomas	1994, '97, '98
1	Joe Phillips	1997
1	Bernard Pollard	2007
1	Tamba Hali	2009
1	Justin Houston	2012
1	D.J. Alexander	2015

**Most Two-Point Conversions, Career**

3	Tony Gonzalez	1997-08
2	Bo Dickinson	1960-61
2	Curtis McClinton	1962-69
2	Jerrel Wilson	1963-77
2	Reg Carolan	1964-68
2	Trent Green	2001-06
2	Eddie Kennison	2001-07
2	Travis Kelce	2013-16

**Most Two-Point Conversions, Season**

2	Bo Dickinson	1961
2	Travis Kelce	2015

**Most Two-Point Conversion Passes, Career**

8	Len Dawson	1962-75
4	Trent Green	2001-06
2	Randy Duncan	1961

2	Elvis Grbac	1997-00
2	Alex Smith	2013-16

---

### Rushing

---

#### Most Seasons Leading League in Rushing

1	Abner Haynes	1960
1	Christian Okoye	1989
1	Priest Holmes	2001

#### Most Rushing Attempts, Career

1,375	Larry Johnson	2003-09
1,332	Jamaal Charles	2008-16
1,321	Priest Holmes	2001-07
1,246	Christian Okoye	1987-92
1,157	Ed Podolak	1969-77

#### Most Rushing Attempts, Season

*416	Larry Johnson	2006
370	Christian Okoye	1989
336	Larry Johnson	2005
327	Priest Holmes	2001
320	Priest Holmes	2003

\*NFL RECORD

#### Most Rushing Attempts, Consecutive Seasons

752	Larry Johnson (336, 416)	2005-06
640	Priest Holmes (327, 313)	2001-02
633	Priest Holmes (313, 320)	2002-03
615	Christian Okoye (370, 245)	1989-90
574	Larry Johnson (416, 158)	2006-07

#### Most Rushing Attempts, Rookie, Season

234	Joe Delaney	1981
174	Robert Holmes	1968
157	Christian Okoye	1987
156	Abner Haynes	1960
147	Mike Garrett	1966

#### Most Rushing Attempts, Game

39	Larry Johnson vs. Seattle	Oct. 29, 2006
38	Christian Okoye at Green Bay	Dec. 10, 1989
37	Christian Okoye vs. Seattle	Nov. 5, 1989
36	Larry Johnson at Houston	Nov. 20, 2005
35	Barry Word vs. L.A. Raiders	Dec. 22, 1991

#### Most Rushing Yards, Career

7,260	Jamaal Charles	2008-16
6,070	Priest Holmes	2001-07
6,015	Larry Johnson	2003-09
4,897	Christian Okoye	1987-92
4,451	Ed Podolak	1969-77

#### Most Rushing Yards, Season (All 1,000+)

1,789	Larry Johnson	2006
1,750	Larry Johnson	2005
1,615	Priest Holmes	2002
1,555	Priest Holmes	2001
1,509	Jamaal Charles	2012
1,480	Christian Okoye	1989
1,467	Jamaal Charles	2010
1,420	Priest Holmes	2003
1,287	Jamaal Charles	2013
1,121	Joe Delaney	1981
1,120	Jamaal Charles	2009
1,087	Mike Garrett	1967
1,053	Tony Reed	1978
1,049	Abner Haynes	1962
1,031	Christian Okoye	1991
1,015	Barry Word	1990

#### Most Rushing Yards, Consecutive Seasons

3,539	Larry Johnson (1,750, 1,789)	2005-06
3,170	Priest Holmes (1,555, 1,615)	2001-02
3,035	Priest Holmes (1,615, 1,420)	2002-03
2,796	Jamaal Charles (1,509, 1,287)	2012-13
2,348	Larry Johnson (1,789, 559)	2006-07

#### Most Rushing Yards, Rookie, Season

1,121	Joe Delaney	1981
875	Abner Haynes	1960
866	Robert Holmes	1968
801	Mike Garrett	1966
660	Christian Okoye	1987
604	Curtis McClinton	1962

#### Most Rushing Yards, Game (All 200+)

259	Jamaal Charles at Denver	Jan. 3, 2010
233	Jamaal Charles at New Orleans	Sept. 23, 2012
226	Jamaal Charles vs. Indianapolis	Dec. 23, 2012
211	Larry Johnson at Houston	Nov. 20, 2005
201	Larry Johnson vs. Cincinnati	Jan. 1, 2006
200	Barry Word at Detroit	Oct. 14, 1990

#### Most Rushing Yards, Rookie, Game (All 150+)

193	Joe Delaney vs. Houston	Nov. 15, 1981
161	Mike Garrett at San Diego	Dec. 18, 1966
158	Robert Holmes at Cincinnati	Nov. 10, 1968
157	Abner Haynes at N.Y. Titans	Nov. 24, 1960
150	Kolby Smith vs. Oakland	Nov. 25, 2007

#### Most Rushing Yards, Consecutive Games (All 300+)

361	(102, 259) J. Charles	Dec. 27, 2009 - Jan. 3, 2010
343	(132, 211) Larry Johnson	Nov. 13-20, 2005
332	(131, 201) L. Johnson	Dec. 24, 2005 - Jan. 1, 2006

330	(211, 119)	Larry Johnson	Nov. 20-27, 2005	80 (TD)	Jamaal Charles at Cleveland	Dec. 9, 2012
327	(155, 172)	Larry Johnson	Oct. 29 - Nov. 5, 2006			
321	(233, 88)	Jamaal Charles	Sept. 23-30, 2012			
319	(121, 198)	Larry Johnson	Sept. 21-28, 2008			
311	(154, 157)	Larry Johnson	Nov. 19-23, 2006			
310	(197, 113)	Priest Holmes	Nov. 24 - Dec. 1, 2002			
310	(143, 167)	Larry Johnson	Dec. 11-17, 2005			
301	(104, 197)	Priest Holmes	Nov. 17-24, 2002			

#### Most Rushing Yards, QB, Season

498	Alex Smith	2015
431	Alex Smith	2013
386	Tyler Thigpen	2008
274	Steve Fuller	1980
272	Len Dawson	1963
264	Steve Fuller	1979

#### Most Rushing Yards vs. One Opponent, Season

315	(56, 259)	Jamaal Charles vs. Denver	2009
289	(154, 135)	Larry Johnson vs. Oakland	2006
283	(126, 157)	Larry Johnson vs. Denver	2006
282	(156, 126)	Christian Okoye vs. Seattle	1989
274	(113, 161)	Priest Holmes vs. Denver	2002

#### Most 10+ Yard Rushes, Career

196	Jamaal Charles	2008-16
190	Priest Holmes	2001-07
137	Larry Johnson	2003-09
71	Marcus Allen	1993-97
63	Kimble Anders	1991-00

#### Most Games, 100 or More Rushing Yards, Career

30	Larry Johnson	2003-09
24	Priest Holmes	2001-07
23	Jamaal Charles	2008-16
14	Christian Okoye	1987-92
13	Abner Haynes	1960-65

#### Most 10+ Yard Rushes, Season

53	Priest Holmes	2002
52	Priest Holmes	2001
49	Larry Johnson	2006
47	Larry Johnson	2005
45	Jamaal Charles	2010

#### Most Games, 100 or More Rushing Yards, Season

11	Larry Johnson	2006
10	Larry Johnson	2005
9	Priest Holmes	2002
8	Christian Okoye	1989
7	Priest Holmes	2001
7	Jamaal Charles	2012

#### Most 10+ Yard Rushes, Game

10	Priest Holmes at Oakland	Dec. 9, 2001
9	Priest Holmes at Seattle	Nov. 24, 2002
7	Larry Johnson at N.Y. Giants	Dec. 17, 2005
7	Jamaal Charles vs. Buffalo	Oct. 31, 2010

#### Most Consecutive Games, 100 or More Rushing Yards

9	Larry Johnson	Nov. 6, 2005 - Jan. 1, 2006
5	Priest Holmes	Nov. 17 - Dec. 15, 2002
4	Larry Johnson	Nov. 19 - Dec. 10, 2006
4	Jamaal Charles	Dec. 13, 2009 - Jan. 3 2010
3	Joe Delaney	Oct. 4 - Oct. 18, 1981
3	Christian Okoye	Sept. 24 - Oct. 8, 1989
3	Christian Okoye	Oct. 22 - Nov. 5, 1989
3	Larry Johnson	Dec. 5 - Dec. 19, 2004
3	Larry Johnson	Oct. 22 - Nov. 5, 2006
3	Jamaal Charles	Nov. 25 - Dec. 9, 2012

#### Highest Rushing Average, Career (400 attempts)

5.45	Jamaal Charles (1,332-7,260)	2008-16
4.80	Abner Haynes (794-3,814)	1960-64
4.60	Priest Holmes (1,321-6,070)	2001-07
4.57	Kimble Anders (495-2,261)	1991-00
4.44	Ted McKnight (528-2,344)	1977-81

#### Highest Rushing Average, Season (100 attempts)

6.38	Jamaal Charles (230-1,467)	2010
6.03	Ted McKnight (104-627)	1978
5.89	Jamaal Charles (190-1,120)	2009
5.61	Abner Haynes (156-875)	1960
5.49	Mack Lee Hill (105-576)	1964

#### Longest Run From Scrimmage

91 (TD)	Jamaal Charles	Sept. 23, 2012
86 (TD)	Jamaal Charles	Dec. 23, 2012
84 (TD)	Ted McKnight at Seattle	Sept. 30, 1979
82 (TD)	Joe Delaney vs. Denver	Oct. 18, 1981
82 (TD)	Derrick Alexander vs. Pittsburgh	Dec. 12, 1999
80 (TD)	Abner Haynes at N.Y. Jets	Nov. 29, 1964
80 (TD)	Warren McVea vs. Cincinnati	Oct. 26, 1969
80	Jamaal Charles at St. Louis	Dec. 19, 2010

#### Highest Rushing Average, Game (10 attempts)

14.27	A. Haynes at N.Y. Titans (11-157)	Nov. 24, 1960
12.25	T. McKnight at Seattle (12-147)	Sept. 30, 1979
11.58	E. Podolak vs. Denver (12-139)	Dec. 6, 1970
11.45	J. Charles at St. Louis (11-126)	Dec. 19, 2010
11.29	A. Haynes vs. Oakland (14-158)	Nov. 26, 1961

3	Larry Johnson vs. Jacksonville	Dec. 31, 2006
3	Jamaal Charles at Green Bay	Sept. 28, 2015

### Most Rushing Touchdowns, Career

76	Priest Holmes	2001-07
55	Larry Johnson	2003-09
44	Marcus Allen	1993-97
43	Jamaal Charles	2008-16
40	Christian Okoye	1987-92
39	Abner Haynes	1960-65

### Most Rushing Touchdowns, Season

27	Priest Holmes	2003
21	Priest Holmes	2002
20	Larry Johnson	2005
17	Larry Johnson	2006
14	Priest Holmes	2004

### Most Rushing Touchdowns, Consecutive Seasons

48	Priest Holmes (21, 27)	2002-03
41	Priest Holmes (27, 14)	2003-04
37	Larry Johnson (20, 17)	2005-06
29	Priest Holmes (8, 21)	2001-02
29	Larry Johnson (9, 20)	2004-05

### Most Rushing Touchdowns, Rookie, Season

10	Billy Jackson	1981
9	Abner Haynes	1960
7	Robert Holmes	1968
6	Mike Garrett	1966
5	Jack Spikes	1960
5	Tony Reed	1977

### Most Rushing Touchdowns, Game

4	Abner Haynes vs. Oakland	Nov. 26, 1961
4	Priest Holmes at Cleveland	Sept. 8, 2002
4	Priest Holmes vs. Atlanta	Oct. 24, 2004
4	Derrick Blaylock vs. Atlanta	Oct. 24, 2004
3	Jack Spikes vs. Houston	Oct. 1, 1961
3	Abner Haynes vs. Boston	Sept. 8, 1962
3	Bert Coan at Denver	Oct. 23, 1966
3	Ed Podolak at Detroit	Nov. 25, 1971
3	Ed Podolak vs. Cleveland	Dec. 12, 1976
3	Billy Jackson at Oakland	Oct. 25, 1981
3	Marcus Allen at Seattle	Dec. 5, 1993
3	Donnell Bennett at Philadelphia	Sept. 27, 1998
3	Bam Morris at San Diego	Nov. 22, 1998
3	Priest Holmes vs. Denver	Oct. 20, 2002
3	Priest Holmes vs. Pittsburgh	Sept. 14, 2003
3	Priest Holmes vs. Buffalo	Oct. 26, 2003
3	Priest Holmes vs. Detroit	Dec. 14, 2003
3	Priest Holmes at Minnesota	Dec. 20, 2003
3	Priest Holmes at Denver	Sept. 12, 2004
3	Priest Holmes vs. Indianapolis	Oct. 31, 2004
3	Larry Johnson at Dallas	Dec. 11, 2005
3	Larry Johnson vs. Cincinnati	Jan. 1, 2006
3	Larry Johnson vs. Seattle	Oct. 29, 2006

### Most Rushing Touchdowns, Consecutive Games

7	Priest Holmes	Oct. 24-31, 2004
6	Priest Holmes	Dec. 14-20, 2003
5	Priest Holmes	5 times Last; Dec. 20-28, 2003
5	Larry Johnson	3 times Last; Oct. 22-29, 2006

### Most Consecutive Games With Rushing Touchdown

11	Priest Holmes	Sept. 22 - Dec. 8, 2002
8	Priest Holmes	Nov. 23, 2003 - Sept. 19, 2004
8	Larry Johnson	Nov. 28, 2004 - Sept. 18, 2005
7	Larry Johnson	Nov. 20, 2005 - Jan. 1, 2006
7	Larry Johnson	Oct. 15 - Nov. 23, 2006

---

## Passing

---

### Most Seasons Leading League in Passing

4	Len Dawson	1962, 1964, 1966, 1968
---	------------	------------------------

### Highest Passer Rating Career (1,000 attempts)

92.8	Alex Smith	2013-16
87.3	Trent Green	2001-06
83.2	Len Dawson	1962-75
81.8	Steve DeBerg	1988-91
80.6	Elvis Grbac	1997-00
77.5	Matt Cassel	2009-12

### Highest Passer Rating, Season (200 attempts)

101.9	Len Dawson	1966
98.8	Len Dawson	1968
98.4	Len Dawson	1962
98.0	Damon Huard	2006
96.3	Steve DeBerg	1990

### Highest Passer Rating, Rookie, Season

112.3	Todd Blackledge	1983
66.9	Hunter Enis	1960
55.8	Steve Fuller	1979

### Highest Passer Rating, Game (20 attempts)

158.3	Trent Green vs. Detroit	Dec. 14, 2003
158.3	Alex Smith at Oakland	Dec. 15, 2013
156.6	Steve Bono at Seattle	Sept. 3, 1995
154.3	Trent Green at Washington	Sept. 30, 2001
147.6	Bill Kenney at San Diego	Dec. 16, 1984
146.0	Joe Montana at Tampa Bay	Sept. 5, 1993



**Most 100.0+ Passer Rating Games, Career**

30	Len Dawson	1962-75
27	Trent Green	2001-06
19	Steve DeBerg	1988-91
18	Alex Smith	2013-16
14	Bill Kenney	1980-88

1,330	Bill Kenney	1979-88
1,072	Alex Smith	2013-16
934	Steve DeBerg	1988-91
912	Mike Livingston	1968-79

**Most Passes Attempted, Career**

3,696	Len Dawson	1962-75
2,777	Trent Green	2001-06
2,430	Bill Kenney	1979-88
1,751	Mike Livingston	1968-79
1,675	Alex Smith	2013-16
1,616	Steve DeBerg	1988-91

**Most Passes Completed, Season (All 300+)**

369	Trent Green (556 att.)	2004
346	Bill Kenney (603 att.)	1983
330	Trent Green (523 att.)	2003
326	Elvis Grbac (547 att.)	2000
317	Trent Green (507 att.)	2005
308	Alex Smith (508 att.)	2013
307	Alex Smith (470 att.)	2015
303	Alex Smith (404 att.)	2014

**Most Passes Attempted, Season (All 500+)**

603	Bill Kenney	1983
556	Trent Green	2004
547	Elvis Grbac	2000
523	Trent Green	2001
523	Trent Green	2003
520	Steve Bono	1995
508	Alex Smith	2013
507	Trent Green	2005

**Most Passes Completed, Consecutive Seasons (All 600+)**

699	Trent Green (330, 369)	2003-04
686	Trent Green (369, 317)	2004-05
620	Elvis Grbac (294, 326)	1999-00
617	Trent Green (287, 330)	2002-03
611	Alex Smith (308, 303)	2013-14
610	Alex Smith (303, 307)	2014-15

**Most Passes Attempted, Consecutive Seasons**

1,079	Trent Green (523, 556)	2003-04
1,063	Trent Green (556, 507)	2004-05
1,046	Elvis Grbac (499, 547)	1999-00
993	Trent Green (523, 470)	2001-02
993	Trent Green (470, 523)	2002-03

**Most Passes Completed, Rookie, Season**

146	Steve Fuller	1979
30	Hunter Enis	1960
20	Todd Blackledge	1983

**Most Passes Attempted, Rookie, Season**

270	Steve Fuller	1979
54	Hunter Enis	1960
34	Todd Blackledge	1983

**Most Passes Completed, Game (All 30+)**

39	Elvis Grbac at Oakland	Nov. 5, 2000
37	Joe Montana at San Diego	Oct. 9, 1994
34	Joe Montana at Denver	Oct. 17, 1994
34	Trent Green at Denver	Dec. 7, 2003
34	Alex Smith vs. San Diego	Sept. 11, 2016
33	Steve Bono at Miami	Dec. 12, 1994
33	Trent Green at San Diego	Jan. 2, 2005
33	Matt Cassel at Denver	Nov. 14, 2010
32	Trent Green at Tampa Bay	Nov. 7, 2004
32	Trent Green vs. Oakland	Dec. 25, 2004
31	Bill Kenney at San Diego	Dec. 11, 1983
31	Elvis Grbac vs. Carolina	Dec. 10, 2000
31	Trent Green at San Diego	Oct. 30, 2005
31	Alex Smith at Pittsburgh	Dec. 21, 2014
31	Alex Smith at Cincinnati	Oct. 4, 2015
30	Steve DeBerg vs. Cleveland	Nov. 24, 1991
30	Elvis Grbac vs. Seattle	Nov. 21, 1999
30	Alex Smith at Pittsburgh	Oct. 2, 2016

**Most Passes Attempted, Game (All 50+)**

55	Joe Montana at San Diego	Oct. 9, 1994
55	Steve Bono at Miami	Dec. 12, 1994
54	Joe Montana at Denver	Oct. 17, 1994
54	Steve Bono at San Diego	Sept. 29, 1996
53	Elvis Grbac at Oakland	Nov. 5, 2000
53	Trent Green at San Diego	Jan. 2, 2005
53	Matt Cassel at Denver	Nov. 14, 2010
52	Bill Kenney at Denver	Oct. 30, 1983
50	Bill Kenney vs. Buffalo	Nov. 30, 1986
50	Steve DeBerg at Cleveland	Nov. 24, 1991
50	Rich Gannon at Jacksonville	Nov. 9, 1997
50	Alex Smith at Pittsburgh	Oct. 2, 2016

**Most Passes Completed, Career**

2,115	Len Dawson	1962-75
1,720	Trent Green	2001-06

**Most Consecutive Passes Completed**

15	Len Dawson at Houston	Sept. 9, 1967
15	Bill Kenney vs. San Diego (13) at Washington (2)	Sept. 12, 1983 Sept. 18, 1983
15	Alex Smith at Oakland	Oct. 16, 2016
14	Trent Green vs. Indianapolis	Oct. 31, 2004



4,039 Trent Green 2003  
4,014 Trent Green 2005

### Most Seasons Leading League

\*8 Len Dawson 1962, '64-69, '75  
\*NFL RECORD

### Most Consecutive Seasons Leading League

\*6 Len Dawson 1964-69  
\*NFL RECORD

### Highest Completion Percentage, Career (1,000 attempts)

64.00 Alex Smith (1,675-1,072) 2013-16  
61.94 Trent Green (1,777-1,720) 2001-06  
57.97 Steve DeBerg (1,616-934) 1988-91  
57.94 Elvis Grbac (1,548-897) 1997-00  
57.35 Matt Cassel (1,489-854) 2009-12

### Highest Completion Percentage, Season (100 attempts)

66.09 Alex Smith (233-154) 2016  
66.43 Len Dawson (140-93) 1975  
66.37 Trent Green (556-369) 2004  
65.32 Alex Smith (470-307) 2015  
65.30 Alex Smith (464-303) 2014  
63.09 Trent Green (523-330) 2003  
62.52 Trent Green (507-317) 2005  
62.05 Damon Huard (206-332) 2007

### Highest Completion Percentage, Rookie, Season

58.82 Todd Blackledge (34-20) 1983  
55.56 Hunter Enis (54-30) 1960  
54.07 Steve Fuller (270-146) 1979

### Highest Completion Percentage, Game (20 attempts)

86.36 A. Smith at Oakland (22-19) Oct. 16, 2016  
86.21 A. Smith vs. St. Lous (29-25) Oct. 26, 2014  
85.00 A. Smith at Oakland (20-17) Dec. 15, 2013  
84.00 A. Smith at Baltimore (25-21) Dec. 20, 2015  
82.61 B. Quinn vs. Carolina (23-19) Dec. 2, 2012

### Most Passing Yards, Career (All 10,000+)

28,507 Len Dawson 1962-75  
21,459 Trent Green 2001-06  
17,277 Bill Kenney 1979-88  
11,873 Steve DeBerg 1988-91  
11,702 Alex Smith 2013-16  
11,295 Mike Livingston 1968-79  
10,642 Elvis Grbac 1997-00

### Most Passing Yards, Season (All 4,000+)

4,591 Trent Green 2004  
4,348 Bill Kenney 1983  
4,169 Elvis Grbac 2000

### Most Passing Yards, Consecutive Seasons

8,630 Trent Green (4,039, 4,591) 2003-04  
8,605 Trent Green (4,591, 4,014) 2004-05  
7,729 Trent Green (3,690, 4,039) 2002-03  
7,558 Elvis Grbac (3,389, 4,169) 1999-00  
7,473 Trent Green (3,783, 3,690) 2001-02

### Most Passing Yards, Rookie, Season

1,484 Steve Fuller 1979  
357 Hunter Enis 1960  
259 Todd Blackledge 1983

### Most Passing Yards, Game (All 400+)

504 Elvis Grbac at Oakland Nov. 5, 2000  
469 Matt Cassel at Denver Nov. 14, 2010  
435 Len Dawson vs. Denver Nov. 1, 1964  
411 Bill Kenney at San Diego Dec. 11, 1983  
400 Trent Green at Green Bay Oct. 12, 2003

### Most Games, 300 Yards Passing, Career

24 Trent Green 2001-06  
15 Bill Kenney 1979-88  
9 Len Dawson 1962-75  
7 Elvis Grbac 1997-00  
5 Steve DeBerg 1988-91

### Most Games, 300 Yards Passing, Season

8 Trent Green 2004  
7 Bill Kenney 1983  
5 Elvis Grbac 2000  
5 Trent Green 2003

### Most Consecutive Games, 300 Yards Passing, Season

4 Bill Kenney 1983  
4 Trent Green 2004  
3 Elvis Grbac 2000  
2 Joe Montana 1994  
2 Steve Bono 1994  
2 Trent Green 2001  
2 Trent Green 2002  
2 Trent Green 2003

### Long Pass Completion (All TDs)

\*99 Trent Green vs. San Diego Dec. 22, 2002  
(to Marc Boerigter)  
93 Mike Livingston vs. Miami Oct. 19, 1969  
(to Otis Taylor for 79 yards, lateral to Robert Holmes for 14 yards)  
92 Len Dawson at Denver Nov. 18, 1962  
(to Tommy Brooker)

92	Len Dawson at Oakland (to Gloster Richardson)	Nov. 3, 1968
90	Len Dawson vs. Houston (to Frank Pitts)	Nov. 17, 1968
90	Steve DeBerg vs. San Diego (to J.J. Birden)	Nov. 18, 1990

\*NFL RECORD

#### Most 20+ Yard Passes, Career

274	Trent Green	2001-06
142	Alex Smith	2013-16
133	Elvis Grbac	1997-00
122	Matt Cassel	2009-12
73	Steve DeBerg	1990-91
68	Joe Montana	1993-94

#### Most 20+ Yard Passes, Season

59	Trent Green	2004
55	Elvis Grbac	2000
54	Trent Green	2003
51	Trent Green	2001
51	Trent Green	2005

#### Most 20+ Yard Passes, Game

9	Matt Cassel at Denver	Nov. 14, 2010
7	Dave Krieg at L.A. Raiders	Dec. 6, 1992
7	Rich Gannon at San Diego	Nov. 22, 1998
7	Elvis Grbac at Oakland	Nov. 5, 2000
7	Trent Green at Arizona	Oct. 21, 2001
7	Trent Green vs. Indianapolis	Oct. 31, 2004
7	12 times; Last M. Cassel vs. CLE	Dec.20, 2009

#### Most Seasons Leading League

3	Len Dawson	1962, '66, '69
---	------------	----------------

#### Highest Passing Average, Career (1,000 attempts)

7.73	Trent Green (2,777-21,459)	2001-06
7.71	Len Dawson (3,696-28,507)	1962-75
7.35	Steve DeBerg (1,616-11,873)	1988-91
7.11	Bill Kenney (2,430-17,277)	1979-88
6.99	Alex Smith (1,675-11,702)	2013-16
6.88	Elvis Grbac (1,548-10,643)	1997-00

#### Highest Passing Average, Season (Qualifiers)

9.42	Len Dawson (224-2,109)	1968
8.90	Len Dawson (310-2,759)	1962
8.90	Len Dawson (284-2,527)	1966

#### Highest Passing Average, Game (20 attempts)

15.76	S. DeBerg at New England (21-331)	Dec. 2, 1990
14.35	A. Smith at Oakland (20-287)	Dec. 15, 2013
13.90	T. Green vs. Denver (21-292)	Dec. 16, 2001
12.82	L. Dawson vs. Denver (22-282)	Dec. 19, 1965

#### Most Seasons Leading League

*4	Len Dawson	1962, '63, '65, '66
----	------------	---------------------

\*NFL RECORD

#### Most Touchdown Passes, Career

237	Len Dawson	1962-75
118	Trent Green	2001-06
105	Bill Kenney	1979-88
69	Alex Smith	2013-16
67	Steve DeBerg	1988-91

#### Most Touchdown Passes, Season

30	Len Dawson	1964
29	Len Dawson	1962
28	Elvis Grbac	2000
27	Trent Green	2004
27	Matt Cassel	2010
26	Len Dawson	1963, '66
26	Trent Green	2002

#### Most Touchdown Passes, Consecutive Seasons

56	Len Dawson (26, 30)	1963-64
55	Len Dawson (29, 26)	1962-63
51	Len Dawson (30, 21)	1964-65
51	Trent Green (24, 27)	2003-04
50	Elvis Grbac (22, 28)	1999-00
50	Len Dawson (26, 24)	1966-67
50	Trent Green (26, 24)	2002-03

#### Most Touchdown Passes, Rookie, Season

6	Steve Fuller	1979
3	Todd Blackledge	1983
1	Hunter Enis	1960

#### Most Touchdown Passes, Game

6	Len Dawson vs. Denver	Nov. 1, 1964
5	Len Dawson	2 times
	Last; vs. Miami	Oct. 8, 1967
5	Elvis Grbac vs. San Diego	Sept. 17, 2000
5	Trent Green vs. Miami	Sept. 29, 2002
5	Alex Smith at Oakland	Dec. 15, 2013
4	Len Dawson	6 times
	Last; at Baltimore	Sept. 28, 1970
4	Bill Kenney	4 times
	Last; at Chicago	Nov. 1, 1987
4	Trent Green at Cleveland	Dec. 3, 2006
4	Matt Cassel	2 times
	Last; at Indianapolis	Oct. 9, 2011

#### Most Consecutive Games, Touchdown Passes

15	Elvis Grbac	Nov. 28, 1999 - Nov. 12, 2000
14	Len Dawson	Oct. 3, 1965 - Oct. 8, 1966
12	Len Dawson	Sept. 8, 1962 - Dec. 2, 1962

12 Trent Green Nov. 28, 2001 - Oct. 20, 2002

#### Most Consecutive Passes, None Intercepted

312 Alex Smith 2015  
233 Steve DeBerg 1990  
202 Rich Gannon 1997-98  
162 Matt Cassel 2010  
161 Tyler Thigpen 2008  
159 Trent Green 2005

#### Most Passes Had Intercepted, Career

178 Len Dawson 1962-75  
86 Bill Kenney 1979-88  
85 Trent Green 2001-06  
83 Mike Livingston 1968-79  
50 Steve DeBerg 1988-91

#### Most Attempts, No Interceptions, Game (All 40+)

53 Matt Cassel at Denver Nov. 14, 2010  
47 Trent Green at Denver Dec. 7, 2003  
45 Alex Smith at Cincinnati Oct. 4, 2015  
45 Bill Kenney at L.A. Raiders Oct. 9, 1983  
45 Steve DeBerg at Denver Sept. 17, 1990  
45 Trent Green at Green Bay Oct. 12, 2003  
45 Alex Smith at Denver Nov. 17, 2013  
45 Alex Smith at Pittsburgh Dec. 21, 2014  
43 Bill Kenney at Houston Oct. 23, 1983  
43 Rich Gannon at Denver Dec. 6, 1998  
43 Trent Green at Denver Dec. 15, 2002  
43 Trent Green at San Diego Oct. 30, 2005  
43 Matt Cassel vs. Buffalo Dec. 13, 2009  
42 Trent Green vs. Cleveland Nov. 9, 2003  
42 Trent Green at Cincinnati Nov. 16, 2003  
42 Alex Smith at Denver Sept. 14, 2014  
41 Todd Blackledge vs. Houston Nov. 11, 1984  
41 Steve Bono vs. San Diego Oct. 9, 1995  
41 Rich Gannon vs. Dallas Dec. 13, 1998  
41 Tyler Thigpen at San Diego Nov. 9, 2008  
40 Steve Bono vs. New England Oct. 15, 1995  
40 Elvis Grbac vs. San Diego Oct. 16, 1997  
40 Elvis Grbac vs. Oakland Oct. 15, 2000

#### Most Passes Had Intercepted, Season

24 Trent Green 2001  
23 Cotton Davidson 1961  
19 Len Dawson 1963  
19 Bill Kenney 1983  
17 Len Dawson 1962, '67  
17 Trent Green 2004

#### Most Passes Had Intercepted, Rookie, Season

14 Steve Fuller 1979  
2 Hunter Enis 1960  
2 Brodie Croyle 2006  
1 Tyler Thigpen 2007  
0 Todd Blackledge 1983

#### Most Interceptions, Game

6 Todd Blackledge vs. L.A. Rams Oct. 20, 1985

5 Cotton Davidson at Houston Oct. 16, 1960  
5 Len Dawson vs. Oakland Nov. 23, 1969  
5 Mike Livingston vs. Pittsburgh Oct. 13, 1974  
5 Bill Kenney vs. San Diego Sept. 20, 1981  
5 Steve DeBerg at San Diego Sept. 24, 1989

#### Lowest Percentage, Passes Had Intercepted, Career (1,000 att)

1.31 Alex Smith (1,675-22) 2013-16  
2.96 Matt Cassel (1,489-44) 2009-12  
3.04 Elvis Grbac (1,548-47) 1997-00  
3.09 Steve DeBerg (1,616-50) 1988-91  
3.54 Bill Kenney (2,430-85) 1979-88

#### Lowest Percentage, Passes Had Intercepted, Season (200 att)

0.41 Damon Huard (244-1) 2006  
0.86 Alex Smith (233-2) 2016  
0.90 Steve DeBerg (444-4) 1990  
1.29 Alex Smith (464-6) 2014  
1.38 Alex Smith (508-7) 2013  
1.49 Alex Smith (470-7) 2015  
1.56 Matt Cassel (450-7) 2010  
1.69 Rich Gannon (354-6) 1998  
1.83 Joe Montana (493-9) 1994

#### Times Sacked

195.0 Bill Kenney 1979-88  
173.0 Trent Green 2001-06  
144.0 Alex Smith 2013-16  
133.0 Mike Livingston 1968-79  
120.0 Steve Fuller 1979-82  
109.0 Matt Cassel 2009-12  
90.0 Len Dawson 1962-75

#### Times Sacked, Season

49.0 Steve Fuller 1980  
48.0 Dave Krieg 1992  
45.0 Alex Smith 2014  
45.0 Alex Smith 2015  
42.0 Matt Cassel 2009  
41.0 Bill Kenney 1983  
39.0 Trent Green 2001  
39.0 Alex Smith 2013

#### Times Sacked, Game

10.0 Steve Fuller vs. Baltimore Nov. 2, 1980  
8.0 Steve Fuller at Pittsburgh Dec. 5, 1982

---

### Pass Receiving

---

#### Most Seasons Leading League

1 MacArthur Lane (66 recs.) 1976  
1 Tony Gonzalez (102 recs.) 2004

#### Most Pass Receptions, Career

916 Tony Gonzalez 1997-08  
532 Dwayne Bowe 2007-14  
416 Henry Marshall 1976-87  
410 Otis Taylor 1965-75  
391 Chris Burford 1960-67

**Most Seasons, 50 or More Pass Receptions**

11	Tony Gonzalez	1998-08
6	Dwayne Bowe	2007-08, 2010-13
5	Kimble Anders	1994-99
5	Eddie Kennison	2002-06
4	Chris Burford	1961, '63-64, '66
4	Otis Taylor	1966-67, '71-72
3	Carlos Carson	1983-84, '87
3	Stephone Paige	1986, '88, '90
3	Derrick Alexander	1998-00
3	Priest Holmes	2001-03

**Most Pass Receptions, Season (All 80+)**

102	Tony Gonzalez	2004
99	Tony Gonzalez	2007
96	Tony Gonzalez	2008
93	Tony Gonzalez	2000
87	Jeremy Maclin	2015
86	Dwayne Bowe	2008
81	Dwayne Bowe	2011
80	Carlos Carson	1983

**Most Pass Receptions, Consecutive Seasons**

195	Tony Gonzalez (99, 96)	2007-08
180	Tony Gonzalez (102, 78)	2004-05
173	Tony Gonzalez (71, 102)	2003-04
172	Tony Gonzalez (73, 99)	2006-07
169	Tony Gonzalez (76, 93)	1999-00

**Most Pass Receptions, Game (All 10+)**

14	Tony Gonzalez at San Diego	Jan. 2, 2005
13	Dwayne Bowe at Denver	Nov. 14, 2010
13	Dwayne Bowe at Seattle	Nov. 28, 2010
12	Ed Podolak vs. Denver	Oct. 7, 1973
11	Chris Burford at Buffalo	Sept. 22, 1963
11	Emile Harry at Cleveland	Nov. 24, 1991
11	Kimble Anders vs. N.Y. Giants	Sept. 10, 1995
11	Tony Gonzalez at New England	Dec. 4, 2000
11	Dante Hall at Denver	Dec. 7, 2003
11	Tony Gonzalez vs. Oakland	Dec. 25, 2004
11	Jeremy Maclin at Cincinnati	Oct. 4, 2015
10	Chris Burford at Boston	Oct. 12, 1962
10	Chris Buford vs. Buffalo	Oct. 13, 1963
10	Frank Jackson at N.Y. Jets	Nov. 29, 1964
10	Chris Burford at Boston	Sept. 25, 1966
10	Otis Taylor vs. Cincinnati	Oct. 15, 1972
10	Ed Podolak at Houston	Sept. 29, 1974
10	Stephone Paige at Denver	Sept. 17, 1990
10	J.J. Birden at Miami	Dec. 12, 1994
10	Kimble Anders vs. Denver	Nov. 16, 1998
10	Tony Gonzalez at Denver	Sept. 24, 2000
10	Tony Gonzalez vs. Carolina	Dec. 10, 2000
10	Tony Gonzalez vs. Cincinnati	Sept. 10, 2006
10	Tony Gonzalez vs. Green Bay	Nov. 4, 2007
10	Tony Gonzalez vs. San Diego	Dec. 2, 2007
10	Tony Gonzalez at Detroit	Dec. 23, 2007

10	Tony Gonzalez at San Diego	Nov. 9, 2008
10	Tony Gonzalez vs. Buffalo	Nov. 23, 2008
10	Dwayne Bowe at Cincinnati	Dec. 28, 2008

**Most Pass Receptions, Half**

11	T. Gonzalez (2nd) at San Diego	Jan. 2, 2005
10	E. Harry (2nd) at Cleveland	Nov. 24, 1991
9	C. Burford (2nd) vs. Buffalo	Oct. 13, 1963
9	K. Anders (2nd) vs. N.Y. Giants	Sept. 10, 1995
9	T. Gonzalez (1st) vs. Oakland	Dec. 25, 2004

**Most Consecutive Games, Pass Receptions**

131	Tony Gonzalez	Dec. 4, 2000 - Dec. 28, 2008
83	Stephone Paige	Nov. 17, 1985 - Sept. 29, 1991
55	Eddie Kennison	Dec. 9, 2001 - Oct. 2, 2005
48	Priest Holmes	Sept. 9, 2001 - Sept. 19, 2004
46	Ed Podolak	Oct. 22, 1970 - Dec. 21, 1975
46	Dwayne Bowe	Nov. 11, 2007 - Nov. 28, 2010

**Most Receptions, Running Back, Career**

369	Kimble Anders	1991-00
288	Ed Podolak	1969-77
285	Jamaal Charles	2008-16
251	Priest Holmes	2001-07
197	Abner Haynes	1960-64

**Most Receptions, Running Back, Season**

74	Priest Holmes	2003
70	Priest Holmes	2002
70	Jamaal Charles	2013
67	Kimble Anders	1994
66	MacArthur Lane	1976

**Most Receptions, Tight End, Career**

916	Tony Gonzalez	1997-08
198	Fred Arbanas	1962-70
173	Travis Kelce	2013-16
163	Walter White	1975-79
135	Jonathan Hayes	1985-93
111	Keith Cash	1992-96

**Most Pass Receptions, Tight End, Season**

102	Tony Gonzalez	2004
99	Tony Gonzalez	2007
96	Tony Gonzalez	2008
93	Tony Gonzalez	2000
78	Tony Gonzalez	2005

**Most Pass Receptions, Rookie, Season**

70	Dwayne Bowe	2007
55	Abner Haynes (RB)	1960
48	Sylvester Morris	2000
47	Tony Moeaki (TE)	2010
46	Chris Burford	1960

**Most Receiving Yards, Career (All 6,000+)**

10,940	Tony Gonzalez	1997-08
7,306	Otis Taylor	1965-75
7,155	Dwayne Bowe	2007-14
6,454	Henry Marshall	1976-87
6,360	Carlos Carson	1980-89
6,341	Stephone Paige	1983-91

**Most Seasons, 1,000 or More Receiving Yards**

4	Tony Gonzalez	2000, 2004, 2007-08
3	Carlos Carson	1983-84, '87
3	Dwayne Bowe	2008, 2010-11
2	Otis Taylor	1966, '71
2	Eddie Kennison	2004-05
1	Stephone Paige	1990
1	Andre Rison	1997
1	Derrick Alexander	2000
1	Jeremy Maclin	2015

**Most Receiving Yards, Season (All 1,000+)**

1,391	Derrick Alexander	2000
1,351	Carlos Carson	1983
1,297	Otis Taylor	1966
1,258	Tony Gonzalez	2004
1,203	Tony Gonzalez	2000
1,172	Tony Gonzalez	2007
1,162	Dwayne Bowe	2010
1,159	Dwayne Bowe	2011
1,110	Otis Taylor	1971
1,102	Eddie Kennison	2005
1,092	Andre Rison	1997
1,086	Eddie Kennison	2004
1,078	Carlos Carson	1984
1,058	Tony Gonzalez	2008
1,044	Carlos Carson	1987
1,034	Jeremy Maclin	2015
1,022	Dwayne Bowe	2008
1,021	Stephone Paige	1990

**Most Receiving Yards, Consecutive Seasons**

2,429	Carlos Carson (1,351, 1,078)	1983-84
2,321	Dwayne Bowe (1,162, 1,159)	2010-11
2,255	Otis Taylor (1,297, 958)	1966-67
2,230	Tony Gonzalez (1,172, 1,058)	2007-08
2,223	Derrick Alexander (832, 1,391)	1999-00
2,188	Eddie Kennison (1,086, 1,102)	2004-05

**Most Receiving Yards, Game**

309	Stephone Paige vs. San Diego	Dec. 22, 1985	(8 Receptions)
213	Curtis McClinton vs. Denver	Dec. 19, 1965	(5 Receptions)
210	Larry Brunson vs. San Diego	Nov. 10, 1974	(9 Receptions)

206 Stephone Paige at Denver Sept. 17, 1990  
(10 Receptions)

197 Carlos Carson at San Diego Oct. 25, 1987  
(9 Receptions)

**Most Games, 100 or More Receiving Yards, Career**

26	Tony Gonzalez	1997-08
19	Otis Taylor	1965-75
18	Carlos Carson	1980-88
17	Eddie Kennison	2001-07
15	Dwayne Bowe	2007-14

**Most Games, 100 or More Receiving Yards, Season**

6	Otis Taylor	1966
6	Carlos Carson	1983
6	Derrick Alexander	2000
6	Tony Gonzalez	2000
6	Tony Gonzalez	2004
5	Eddie Kennison	2004
5	Eddie Kennison	2005
5	Tony Gonzalez	2007
5	Dwayne Bowe	2010

**Most Consecutive Games, 100 or More Receiving Yards, Season**

4	Tony Gonzalez	2000
3	Frank Jackson	1964
3	Otis Taylor	1966
3	Willie Davis	1992
3	Dwayne Bowe	2010

**Longest Pass Receptions (All TDs)**

*99	Marc Boerigter vs. San Diego	Dec. 22, 2002	(from Trent Green)
92	Tommy Brooker at Denver	Nov. 18, 1962	(from Len Dawson)
92	Gloster Richardson at Oakland	Nov. 3, 1968	(from Len Dawson)
90	Frank Pitts vs. Boston	Nov. 17, 1968	(from Len Dawson)
90	J.J. Birden vs. San Diego	Nov. 18, 1990	(from Steve DeBerg)
89	Otis Taylor vs. Miami	Nov. 13, 1966	(from Len Dawson)
86	Stephone Paige vs. New England	Dec. 2, 1990	(from Steve DeBerg)
86	Derrick Alexander at Chicago	Sept. 12, 1999	(from Elvis Grbac)

\*NFL RECORD

**Most Receiving Yards, Running Back, Career**

2,829	Kimble Anders	1991-00
2,739	Abner Haynes	1960-65
2,457	Jamaal Charles	2008-16
2,456	Ed Podolak	1969-77

2,377 Priest Holmes 2001-07

140 Tony Gonzalez vs. Miami Sept. 29, 2002

140 Tony Gonzalez vs. San Diego Dec. 2, 2007

138 Tony Gonzalez vs. San Diego Oct. 22, 2006

**Most Receiving Yards, Running Back, Season**

693 Jamaal Charles 2013

690 Priest Holmes 2003

672 Priest Holmes 2002

614 Priest Holmes 2001

590 Curtis McClinton 1965

**Most Receiving Yards, Rookie, Season**

995 Dwayne Bowe 2007

789 Chris Burford 1960

678 Sylvester Morris 2000

611 Johnny Robinson (RB) 1960

576 Abner Haynes (RB) 1960

**Most Receiving Yards, Running Back, Game**

213 Curtis McClinton vs. Denver Dec. 19, 1965

195 Jamaal Charles at Oakland Dec. 15, 2013

149 Abner Haynes vs. San Diego Oct. 20, 1963

130 Johnny Robinson vs. Buffalo Dec. 18, 1960

129 Spencer Ware vs. San Diego Sept. 11, 2016

127 Abner Haynes at N.Y. Titans Dec. 3, 1961

**Highest Receiving Average, Career (200 receptions)**

18.12 Carlos Carson (351-6,360) 1980-89

17.82 Otis Taylor (410-7,306) 1965-75

17.30 Derrick Alexander (213-3,685) 1998-01

16.82 Stephone Paige (377-6,341) 1983-91

16.29 Eddie Kennison (321-5,230) 2001-07

**Most Games, 100 or More Receiving Yards, RB, Career**

5 Abner Haynes 1960-65

5 Priest Holmes 2001-07

3 Johnny Robinson 1960-71

3 Paul Palmer 1987-88

2 Curtis McClinton 1962-69

2 Larry Johnson 2003-09

2 Jamaal Charles 2008-16

**Highest Receiving Average, Season (24 receptions)**

22.36 Otis Taylor (58-1,297) 1966

21.93 Stephone Paige (43-943) 1985

21.83 Frank Pitts (30-655) 1968

**Most Games, 100 or More Receiving Yards, RB, Season**

3 Paul Palmer 1988

2 Johnny Robinson 1960

2 Abner Haynes 1964

2 Priest Holmes 2001

**Highest Receiving Average, Game (3 receptions)**

42.60 C. McClinton vs. Denver (5-213) Dec. 19, 1965

40.00 J. Robinson vs. N.Y. Titans (3-120) Oct. 2, 1960

39.67 Otis Taylor at Denver (3-119) Dec. 14, 1968

**Most Receiving Yards, Tight End, Career (All 1,000+)**

10,940 Tony Gonzalez 1997-08

3,101 Fred Arbanas 1962-70

2,396 Walter White 1975-79

2,114 Travis Kelce 2013-16

1,541 Jonathan Hayes 1985-93

1,046 Keith Cash 1992-96

1,009 Tony Moeaki 2010-12

**Most Receiving Touchdowns, Career**

76 Tony Gonzalez 1997-08

57 Otis Taylor 1965-75

55 Chris Burford 1960-67

49 Stephone Paige 1983-91

44 Dwayne Bowe 2007-14

**Most Receiving Yards, Tight End, Season**

1,258 Tony Gonzalez 2004

1,203 Tony Gonzalez 2000

1,172 Tony Gonzalez 2007

1,058 Tony Gonzalez 2008

917 Tony Gonzalez 2001

**Most Receiving Touchdowns, Season**

15 Dwayne Bowe 2010

12 Chris Burford 1962

11 Otis Taylor 1967

11 Stephone Paige 1986

11 Tony Gonzalez 1999

10 Stephone Paige 1985

10 Derrick Alexander 2000

10 Tony Gonzalez 2003

10 Tony Gonzalez 2008

**Most Receiving Yards, Tight End, Game**

147 Tony Gonzalez at New England Dec. 4, 2000

144 Tony Gonzalez at San Diego Jan. 2, 2005

**Most Receiving Touchdowns, Consecutive Seasons**

21 Chris Burford (12, 9) 1962-63

21 Stephone Paige (10, 11) 1985-86

20 Tony Gonzalez (11, 9) 1999-00

20 Dwayne Bowe (15, 5) 2010-11

19 Otis Taylor (8, 11) 1966-67



19 Dwayne Bowe (4, 15) 2009-10

**Most Receiving Touchdowns, Rookie, Season**

6 Fred Arbanas 1962  
6 Stephone Paige 1983  
5 Chris Burford 1960  
5 Otis Taylor 1965  
5 Bill Jones 1990  
5 Tim Barnett 1991  
5 Dwayne Bowe 2007

**Most Receiving Touchdowns, Game**

4 Frank Jackson at San Diego Dec. 13, 1964  
4 Jamaal Charles at Oakland Dec. 15, 2013  
3 Chris Burford at Oakland Sept. 23, 1962  
3 Chris Burford at Boston Sept. 25, 1966  
3 Otis Taylor at Denver Dec. 17, 1967  
3 Otis Taylor at N.Y. Jets Nov. 16, 1969  
3 Sylvester Morris vs. San Diego Sept. 17, 2000  
3 Tony Gonzalez vs. Miami Sept. 29, 2002  
3 Dwayne Bowe at Seattle Nov. 28, 2010

**Most Consecutive Games, Touchdown Receptions**

7 Dwayne Bowe Oct. 17, 2010 - Nov. 28, 2010  
5 Chris Burford Sept. 8, 1962 - Oct. 12, 1962  
5 Otis Taylor Oct. 23, 1966 - Nov. 20, 1966  
4 Curtis McClinton Sept. 11, 1966 - Oct. 2, 1966  
4 Willie Frazier Sept. 17, 1972 - Oct. 8, 1972  
4 Otis Taylor Sept. 25, 1972 - Oct. 15, 1972  
4 Tony Gonzalez Sept. 24, 2000 - Oct. 22, 2000  
4 Tony Gonzalez Dec. 7, 2008 - Dec. 28, 2008

**Highest TD Catch Percentage, Season (20 recs.)**

40.0 Marc Boerigter (20 recs., 8 TDs) 2002  
33.3 Chris Burford (45 recs., 12 TDs) 1962  
27.3 Gloster Richardson (22 recs., 6 TDs) 1968  
25.0 Fred Arbanas (20 recs., 5 TDs) 1967  
23.5 Fred Arbanas (34 recs., 8 TDs) 1964

**Most 20+ Yard Receptions, Career**

130 Tony Gonzalez 1997-08  
101 Dwayne Bowe 2007-14  
81 Eddie Kennison 2001-07  
64 Derrick Alexander 1998-01  
53 Willie Davis 1991-95

**Most 20+ Yard Receptions, Season**

24 Derrick Alexander 2000  
20 Derrick Alexander 1998  
19 Tony Gonzalez 2004  
19 Dwayne Bowe 2010  
19 Dwayne Bowe 2011  
18 Eddie Kennison 2004

**Most 20+ Yard Receptions, Game**

5 Derrick Alexander at San Diego Nov. 22, 1998  
4 Derrick Alexander vs. St. Louis Oct. 22, 2000  
4 Eddie Kennison vs. Jacksonville Dec. 31, 2006  
4 Dwayne Bowe at Denver Nov. 14, 2010  
3 35 times Last; Spencer Ware vs. San Diego Sept. 11, 2016

---

**Total Yards From Scrimmage**

---

**Most Attempts From Scrimmage, Career**

1,617 Jamaal Charles (1,332 rush, 285 rec.) 2008-16  
1,572 Priest Holmes (1,321 rush, 251 rec.) 2001-07  
1,526 Larry Johnson (1,375 rush, 151 rec.) 2003-09  
1,445 Ed Podolak (1,157 rush, 288 rec.) 1969-77  
1,288 Christian Okoye (1,246 rush, 42 rec.) 1987-92  
1,073 Marcus Allen (932 rush, 141 rec.) 1993-97

**Most Attempts From Scrimmage, Season**

457 Larry Johnson (416 rush, 41 rec.) 2006  
394 Priest Holmes (320 rush, 74 rec.) 2003  
389 Priest Holmes (327 rush, 62 rec.) 2001  
383 Priest Holmes (313 rush, 70 rec.) 2002  
372 Christian Okoye (370 rush, 2 rec.) 1989

**Most Attempts From Scrimmage, Game**

41 (39 rush, 2 rec.) L. Johnson vs. Seattle Oct. 29, 2006  
39 (33 rush, 6 rec.) J. Charles at New Orleans Sept. 23, 2012  
38 (38 rush, 0 rec.) C. Okoye at Green Bay Dec. 10, 1989  
38 (33 rush, 5 rec.) L. Johnson vs. JAX Dec. 31, 2006  
37 (37 rush, 0 rec.) C. Okoye vs. Seattle Nov. 5, 1989  
37 (36 rush, 1 rec.) L. Johnson at Houston Nov. 20, 2005

**Most Yards From Scrimmage, Career**

10,954 Tony Gonzalez (14 rush, 10,940 rec.) 1997-08  
9,717 Jamaal Charles (7,260 rush, 2,457 rec.) 2008-16  
8,447 Priest Holmes (6,070 rush, 2,377 rec.) 2001-07  
7,467 Otis Taylor (161 rush, 7,306 rec.) 1965-75  
7,384 Larry Johnson (6,015 rush, 1,369 rec.) 2003-09

**Most Yards From Scrimmage, Season**

2,287 Priest Holmes (1,615 rush, 672 rec.) 2002  
2,199 Larry Johnson (1,789 rush, 410 rec.) 2006  
2,169 Priest Holmes (1,555 rush, 614 rec.) 2001  
2,110 Priest Holmes (1,420 rush, 690 rec.) 2003  
2,093 Larry Johnson (1,750 rush, 343 rec.) 2005



**Most Yards From Scrimmage, Game**

309	Stephone Paige vs. San Diego (0 rush, 309 rec.)	Dec. 22, 1985
307	Priest Holmes at Seattle (197 rush, 110 rec.)	Nov. 24, 2002
288	Jamaal Charles at New Orleans (233 rush, 55 rec.)	Sept. 23, 2012
277	Priest Holmes at Oakland (168 rush, 109 rec.)	Dec. 9, 2001
262	Jamaal Charles at Denver (259 rush, 3 rec.)	Jan. 3, 2009

**Yards Per Touch Average, RB, Career (350 touches)**

6.60	Abner Haynes (993-6,553)	1960-64
6.57	Jamaal Charles (1,668-10,963)	2008-16
5.89	Kimble Anders (864-5,890)	1991-00
5.53	Curtis McClinton (916-5,069)	1962-69
5.48	Tony Reed (651-3,566)	1977-80

**Yards Per Touch Average, RB, Season (200 touches)**

7.0	Jamaal Charles (275-1,935)	2010
6.9	Abner Haynes (211-1,451)	1960
6.6	Abner Haynes (213-1,399)	1961
6.2	Abner Haynes (260-1,622)	1962
6.2	Jamaal Charles (230-1,417)	2009

---

**Combined Yardage**

---

**Most Combined Attempts, Career (All 1,000+)**

1,668	Jamaal Charles	2008-16
1,572	Priest Holmes	2001-07
1,569	Ed Podolak	1969-77
1,526	Larry Johnson	2003-09
1,289	Christian Okoye	1987-92
1,114	Abner Haynes	1960-65

**Most Combined Attempts, Season (All 300+)**

457	Larry Johnson	2006
394	Priest Holmes	2003
389	Priest Holmes	2001
383	Priest Holmes	2002
372	Christian Okoye	1989
329	Jamaal Charles	2013
320	Jamaal Charles	2012

**Most Combined Attempts, Game**

41	Larry Johnson vs. Seattle	Oct. 29, 2006
39	Jamaal Charles at New Orleans	Sept. 23, 2012
38	Christian Okoye at Green Bay	Dec. 10, 1989
38	Larry Johnson vs. Jacksonville	Dec. 31, 2006
37	Christian Okoye vs. Seattle	Nov. 5, 1989
37	L. Johnson at Houston	Nov. 20, 2005

36	Abner Haynes at Denver	Oct. 30, 1960
36	Derrick Blaylock at New Orleans	Nov. 14, 2004
36	L. Johnson vs. New England	Nov. 27, 2005
36	L. Johnson vs. San Diego	Dec. 24, 2005

**Most Combined Yards, Career (All 7,500+)**

12,356	Dante Hall	2000-06
10,963	Tony Gonzalez	1997-08
10,963	Jamaal Charles	2008-16
8,447	Abner Haynes	1960-65
8,447	Priest Holmes	2001-07
8,343	Ed Podolak	1969-77
7,677	Carlos Carson	1980-89

**Most Combined Yards, Season**

2,446	Dante Hall	2003
2,342	Jamaal Charles	2009
2,287	Priest Holmes	2002
2,236	Dante Hall	2004
2,283	Dante Hall	2005

**Most Combined Yards, Game**

309	Stephone Paige vs. San Diego	Dec. 22, 1985
307	Priest Holmes at Seattle	Nov. 24, 2002
296	Dante Hall at Denver	Dec. 7, 2003
290	Noland Smith at San Diego	Oct. 15, 1967
288	Jamaal Charles at New Orleans	Sept. 23, 2012

---

**Punting**

---

**Most Seasons Leading League**

*4	Jerrel Wilson	1965, '68, '72-73
	*NFL RECORD	
1	Bob Grupp	1979
1	Jim Arnold	1984

**Most Punts, Career**

1,018	Jerrel Wilson	1963-77
923	Dustin Colquitt	2005-16
421	Louie Aguiar	1994-98
284	Jim Arnold	1983-85
272	Bryan Barker	1990-93

**Most Punts, Season**

101	Daniel Pope	1999
99	Lewis Colbert	1986
98	Jim Arnold	1984
96	Dustin Colquitt	2009
95	Dustin Colquitt	2007

**Most Punts, Game**

11	Bob Grupp vs. Baltimore	Sept. 2, 1979
----	-------------------------	---------------

11	Jim Arnold at San Francisco	Nov. 17, 1985
11	Kelly Goodburn vs. Cleveland	Nov. 19, 1989
11	Louie Aguiar vs. San Diego	Nov. 13, 1994
11	Dustin Colquitt at Chicago	Dec. 4, 2011
10	Jerrel Wilson at N.Y. Jets	Sept. 18, 1965
10	Jerrel Wilson vs. Denver	Oct. 6, 1974
10	Kelly Goodburn at N.Y. Jets	Oct. 2, 1988
10	Todd Sauerbrun at San Diego	Nov. 26, 2000
10	Dustin Colquitt at N.Y. Jets	Dec. 30, 2007
10	Dustin Colquitt at Jacksonville	Sept. 8, 2013

#### Longest Punt (All 70+)

81	Dustin Colquitt vs. San Diego	Dec. 2, 2007
76	Dan Stryzinski vs. Oakland	Sept. 9, 2001
74	Bob Grupp vs. San Diego	Nov. 4, 1979
73	Dustin Colquitt vs. Oakland	Sept. 14, 2008
72	Jerrel Wilson at San Diego	Sept. 29, 1963
72	Dustin Colquitt at Oakland	Dec. 23, 2006
72	Dustin Colquitt at St. Louis	Dec. 19, 2010
71	Dustin Colquitt at Oakland	Dec. 16, 2012
70	Jerrel Wilson at Denver	Oct. 11, 1964
70	Jerrel Wilson vs. Buffalo	Oct. 18, 1964
70	Jerrel Wilson vs. Houston	Nov. 28, 1968
70	Dustin Colquitt at Jacksonville	Nov. 8, 2009

#### Most Punting Yards, Career

44,218	Jerrel Wilson	1963-77
41,352	Dustin Colquitt	2005-16
17,930	Louie Aguiar	1994-98
11,934	Jim Arnold	1983-85
11,267	Bryan Barker	1990-93

#### Most Punting Yards, Season

4,397	Jim Arnold	1984
4,361	Dustin Colquitt	2009
4,322	Dustin Colquitt	2007
4,218	Daniel Pope	1999
4,084	Dustin Colquitt	2011

#### Highest Punting Average, Career (200 punts)

44.80	Dustin Colquitt (923-41,352)	2005-16
43.44	Jerrel Wilson (1,018-44,218)	1963-77
42.59	Louie Aguiar (421-17,930)	1994-98
42.02	Jim Arnold (284-11,934)	1983-85

#### Highest Punting Average, Season (50 punts)

46.83	Dustin Colquitt (83-3,887)	2012
46.03	Dustin Colquitt (87-4,005)	2013
45.89	Dustin Colquitt (89-4,084)	2011
45.70	Dustin Colquitt (65-2,971)	2015
45.53	Jerrel Wilson (80-3,642)	1973
45.49	Dustin Colquitt (95-4,322)	2007

#### Highest Punting Average, Game (4 punts)

57.20	Dustin Colquitt vs. San Diego (5-286)	Oct. 31, 2011
56.40	Jerrel Wilson vs. Boston (5-282)	Oct. 11, 1970
55.60	Louie Aguiar at Arizona (5-278)	Oct. 1, 1995
54.75	Jerrel Wilson vs. Boston (4-129)	Oct. 3, 1965

#### Highest Net Punting Average, Career (200 Punts)

39.52	Dustin Colquitt	2005-16
35.48	Louie Aguiar	1994-98
35.42	Jerrel Wilson	1963-77
35.13	Bob Grupp	1979-81
34.82	Bryan Barker	1990-93

#### Highest Net Punting Average, Season (50 Punts)

40.84	Dustin Colquitt	2015
40.78	Dustin Colquitt	2009
40.78	Dustin Colquitt	2012
40.48	Dustin Colquitt	2014
40.22	Dustin Colquitt	2013

#### Highest Net Punting Average, Game (4 Punts)

52.50	Dustin Colquitt vs. Denver	Sept. 15, 2015
52.00	Dustin Colquitt at Indianapolis	Oct. 10, 2010
51.86	Dustin Colquitt at Oakland	Dec. 16, 2012
51.25	Dustin Colquitt vs. San Diego	Sept. 30, 2012
48.80	Dustin Colquitt at Miami	Sept. 21, 2014

#### Most Consecutive Punts, None Blocked

377	Louie Aguiar	1994-98
265	Dustin Colquitt	2013-16
256	Jerrel Wilson	1968-71
233	Jim Arnold	1983-85

#### Punts Had Blocked, Career

12	Jerrel Wilson	1963-77
4	Dustin Colquitt	2005-16
2	Bob Grupp	1979-81
2	Jim Arnold	1983-85
2	Bryan Barker	1990-93
2	Daniel Pope	1999

#### Punts Had Blocked, Season

2	Jerrel Wilson	1974
2	Jim Arnold	1985
2	Daniel Pope	1999

#### Punts Had Blocked, Game

2	Jim Arnold vs. Denver	Oct. 27, 1985
---	-----------------------	---------------

#### Most Punts Inside the 20, Career

368	Dustin Colquitt	2005-16
117	Louie Aguiar	1994-98
62	Bryan Barker	1990-93
58	Jim Arnold	1983-85

**Most Punts Inside the 20, Season**

45	Dustin Colquitt	2012
41	Dustin Colquitt	2009
37	Dustin Colquitt	2015
35	Dustin Colquitt	2013
33	Dustin Colquitt	2010
31	Dustin Colquitt	2014

---

**Punt Returns**


---

**Most Punt Returns, Career**

220	J.T. Smith	1979-84
188	Dante Hall	2000-06
181	Tamarick Vanover	1995-99
105	Javier Arenas	2010-12
86	Ed Podolak	1969-77

**Most Punt Returns, Season**

58	J.T. Smith	1979
58	Dexter McCluster	2013
51	Tamarick Vanover	1995
51	Tamarick Vanover	1999
50	J.T. Smith	1981

**Most Punt Returns, Game**

8	Ed Podolak vs. San Diego	Nov. 10, 1974
8	De'Anthony Thomas vs. Oakland	Dec. 14, 2014
7	J.T. Smith vs. Baltimore	Sept. 2, 1979
7	J.T. Smith vs. N.Y. Giants	Oct. 21, 1979
7	Tamarick Vanover vs. Detroit	Sept. 26, 1999
7	Tamarick Vanover at Denver	Dec. 5, 1999
7	Eddie Drummond at Oakland	Oct. 21, 2007
7	Dexter McCluster at Jacksonville	Sept. 8, 2013
7	Dexter McCluster at Washington	Dec. 8, 2013

**Most Seasons Leading League**

2	J.T. Smith	1979-80
---	------------	---------

**Most Punt Return Yards, Career**

2,322	J.T. Smith	1979-84
1,930	Tamarick Vanover	1995-99
1,882	Dante Hall	2000-06
1,029	Javier Arenas	2010-12
959	Dexter McCluster	2010-13

**Most Punt Return Yards, Season**

686	Dexter McCluster	2013
640	Tamarick Vanover	1999
612	J.T. Smith	1979
581	J.T. Smith	1980

**Most Punt Return Yards, Game**

177	Dexter McCluster at Washington	Dec. 8, 2013
156	De'Anthony Thomas vs. Oakland	Dec. 14, 2014
141	J.T. Smith vs. Oakland	Sept. 23, 1979
130	Tamarick Vanover vs. New Orleans	Dec. 21, 1997
128	Dante Hall vs. Arizona	Dec. 1, 2002

**Longest Punt Return (All TDs)**

94	Dexter McCluster vs. San Diego	Sept. 13, 2010
93	Dante Hall vs. Denver	Oct. 5, 2003
90	Dante Hall vs. Arizona	Dec. 1, 2002
89	Dexter McCluster vs. N.Y. Giants	Sept. 29, 2013
88	J.T. Smith vs. Oakland	Sept. 23, 1979

**Most Seasons Leading League**

1	Abner Haynes	1960
1	Noland Smith	1968
1	Ed Podolak	1970
1	J.T. Smith	1980
1	Dante Hall	2003

**Highest Punt Return Average, Career (50 returns)**

12.14	Dexter McCluster (79-959)	2010-13
11.11	Noland Smith (53-589)	1967-69
10.87	Abner Haynes (54-587)	1960-64
10.66	Tamarick Vanover (181-1,930)	1995-99
10.60	J.T. Smith (216-2,289)	1978-84
10.03	De'Anthony Thomas (63-632)	2014-16
10.01	Dante Hall (188-1,882)	2000-06

**Highest Punt Return Average, Season (12 returns)**

16.28	Dante Hall (29-472)	2003
15.54	Dexter McCluster (13-202)	2010
15.36	Abner Haynes (14-215)	1960
15.88	Tyreek Hill (16-254)	2016
15.00	Noland Smith (18-270)	1968
14.79	Johnny Robinson (14-207)	1960

**Highest Punt Return Average, Game (3 returns)**

35.00	D. Hall vs. Denver (3-105)	Oct. 5, 2003
33.33	D. McCluster vs. San Diego (3-100)	Sept. 13, 2010
28.67	M. Garrett at Buffalo (3-86)	Sept. 11, 1966
28.67	N. Smith vs. N.Y. Jets (3-86)	Sept. 15, 1968
28.25	D. McCluster vs. N.Y. Giants (4-113)	Sept. 29, 2013

**Most Punt Return Touchdowns, Career**

5	Dante Hall	2000-06
4	J.T. Smith	1979-84
4	Tamarick Vanover	1995-99

**Most Punt Return Touchdowns, Season**

2	J.T. Smith	1979
2	J.T. Smith	1980
2	Dale Carter	1992
2	Tamarick Vanover	1999
2	Dante Hall	2002
2	Dante Hall	2003
2	Dexter McCluster	2013

**Most Punt Return Touchdowns, Game**

1	25 times	
	Last; D. Thomas at Oakland	Dec. 14, 2014

---

**Kickoff Returns**

---

**Most Kickoff Returns, Career**

360	Dante Hall	2000-06
212	Tamarick Vanover	1995-99
84	Dave Grayson	1961-64
69	Knile Davis	2013-16
68	Noland Smith	1967-69

**Most Kickoff Returns, Season**

68	Dante Hall	2004
65	Dante Hall	2005
57	Dante Hall	2002
57	Dante Hall	2003
53	Dante Hall	2006

**Most Kickoff Returns, Game**

9	Noland Smith vs. Oakland	Nov. 23, 1967
9	Paul Palmer at Seattle	Sept. 20, 1987

**Most Kickoff Return Yards, Career**

8,644	Dante Hall	2000-06
5,099	Tamarick Vanover	1995-99
2,231	Dave Grayson	1961-64
1,879	Knile Davis	2013-16
1,822	Noland Smith	1967-69
1,326	Abner Haynes	1960-64

**Most Kickoff Return Yards, Season**

1,718	Dante Hall	2004
1,560	Dante Hall	2005
1,478	Dante Hall	2003
1,354	Dante Hall	2002
1,308	Tamarick Vanover	1997

**Most Kickoff Return Yards, Game (All 200+)**

251	Jon Vaughn at Miami	Dec. 12, 1994
244	Noland Smith at San Diego	Oct. 15, 1967
234	Dante Hall vs. Philadelphia	Oct. 2, 2005

233	Dante Hall vs. San Diego	Nov. 28, 2004
221	Paul Palmer at Seattle	Sept. 20, 1987
206	Noland Smith vs. Oakland	Nov. 23, 1967

**Longest Kickoff Return (All TDs)**

108	Knile Davis vs. Denver	Dec. 1, 2013
106	Noland Smith at Denver	Dec. 17, 1967
100	Dante Hall vs. Pittsburgh	Sept. 14, 2003
99	Dave Grayson at Denver	Sept. 7, 1963
99	Tamarick Vanover at Seattle	Sept. 3, 1995
99	Knile Davis vs. St. Louis	Oct. 26, 2014
97	Boyce Green at Pittsburgh	Dec. 21, 1986
97	Tamarick Vanover at Denver	Oct. 27, 1996
97	Dante Hall at Baltimore	Sept. 28, 2003
97	Dante Hall vs. Denver	Dec. 19, 2004
97	Jamaal Charles vs. Pittsburgh	Nov. 22, 2009

**Most Seasons Leading League**

1	Dave Grayson	1961
---	--------------	------

**Highest Kickoff Return Average, Career (50 returns)**

27.23	Knile Davis (69-1,879)	2013-16
26.79	Noland Smith (68-1,822)	1967-69
26.56	Dave Grayson (84-2,231)	1961-64
25.17	Abner Haynes (52-1,309)	1960-64
24.43	Jamaal Charles (51-1,246)	2008-16
24.05	Tamarick Vanover (212-5,099)	1995-99

**Highest Kickoff Return Average, Season (15 returns)**

30.06	Quintin Demps (33-992)	2013
28.31	Dave Grayson (16-453)	1961
28.30	Larry Marshall (23-651)	1972
29.71	Dave Grayson (18-535)	1962

**Highest Kickoff Return Average, Game (3 returns)**

48.67	Dante Hall vs. Pittsburgh (3-146)	Sept. 14, 2003
44.67	Dante Hall vs. St. Louis (3-134)	Dec. 8, 2002
44.33	Paul Palmer vs. Seattle (3-133)	Dec. 27, 1987
40.67	Noland Smith at San Diego (6-244)	Oct. 15, 1967
40.33	L. Williams vs. Cincinnati (3-121)	Nov. 21, 1976
40.33	Dante Hall at Baltimore (3-121)	Sept. 28, 2003

**Most Kickoff Return Touchdowns, Career**

6	Dante Hall	2000-06
4	Tamarick Vanover	1995-99
2	Paul Palmer	1987-88
2	Knile Davis	2013-16

**Most Kickoff Return Touchdowns, Season**

2	Paul Palmer	1987
2	Tamarick Vanover	1995
2	Dante Hall	2003
2	Dante Hall	2004

**Most Kickoff Return Touchdowns, Game**

1	22 times
	Last; Knile Davis vs. St. Louis Oct. 26, 2014

---

**Fumbles**

---

**Most Opponents Fumbles Forced, Career**

45	Derrick Thomas	1989-99
32	Tamba Hali	2006-16
29	Neil Smith	1988-96
22	Derrick Johnson	2005-16
13	Kevin Ross	1984-93, '97
13	Jared Allen	2004-07

**Most Opponents Fumbles Forced, Season**

8	Derrick Thomas	1992
7	Jared Allen	2005
6	Derrick Thomas	1990
6	Derrick Thomas	1994
6	Tamba Hali	2006

**Most Fumbles Forced, Rookie, Season**

6	Tamba Hali	2006
4	Kevin Ross	1984
4	Tim Cofield	1986

---

**Interceptions**

---

**Most Seasons, Leading League**

2	Johnny Robinson	1966, '70
2	Emmitt Thomas	1969, '74

**Most Interceptions By, Career**

58	Emmitt Thomas	1966-78
57	Johnny Robinson	1960-71
50	Deron Cherry	1981-91
39	Gary Barbaro	1976-82
38	Albert Lewis	1983-93

**Most Interceptions By, Season**

12	Emmitt Thomas	1974
10	Johnny Robinson	1966
10	Bobby Hunt	1966
10	Johnny Robinson	1970
10	Gary Barbaro	1980

9	Emmitt Thomas	1969
9	Deron Cherry	1986

**Most Interceptions By, Rookie, Season**

8	Marcus Peters	2015
8	Bobby Hunt	1962
7	Dale Carter	1992
6	Kevin Ross	1984
4	Bobby Ply	1962
4	Emmitt Thomas	1967
4	Lloyd Burruss	1981
4	Albert Lewis	1983
4	Eric Berry	2010
3	12 players	

**Most Interceptions By, Game**

*4	Bobby Ply vs. San Diego	Dec. 16, 1962
4	Bobby Hunt vs. Houston	Oct. 4, 1964
4	Deron Cherry vs. Seattle	Sept. 29, 1985
3	Bobby Ply vs. Denver	Dec. 9, 1962
3	Johnny Robinson at Baltimore	Sept. 28, 1970
3	Albert Lewis vs. Atlanta	Dec. 8, 1985
3	Lloyd Burruss vs. San Diego	Oct. 19, 1986
3	Albert Lewis vs. Atlanta	Sept. 1, 1991
3	Greg Wesley vs. Miami	Sept. 29, 2002
3	Greg Wesley vs. New England	Nov. 27, 2005
	*NFL RECORD	

**Most Consecutive Games, Passes Intercepted By**

6	Eric Harris	1980
---	-------------	------

**Most Interception Return Yards, Career**

938	Emmitt Thomas (58 INTs)	1966-78
771	Gary Barbaro (39 INTs)	1975-82
741	Johnny Robinson (57 INTs)	1960-71
688	Deron Cherry (50 INTs)	1981-91
674	Bobby Hunt (37 INTs)	1962-67

**Most Interception Return Yards, Season**

280	Marcus Peters (8 INTs)	2015
274	Mark McMillian (8 INTs)	1997
228	Bobby Hunt (6 INTs)	1963
214	Emmitt Thomas (12 INTs)	1974
193	Lloyd Burruss (5 INTs)	1986
175	Derrick Johnson (3 INTs)	2009

**Most Interception Return Yards Gained, Game**

121	Lloyd Burruss vs. San Diego (3 INTs)	Oct. 19, 1986
118	Brandon Flowers at N.Y. Jets (2 INTs)	Oct. 26, 2008
108	Bobby Ply vs. San Diego (4 INTs)	Dec. 16, 1962
105	Derrick Johnson vs. Denver (2 INTs)	Jan. 3, 2010
102	Gary Barbaro vs. Seattle (1 INT)	Dec. 11, 1977

### Longest Interception Return

102	Gary Barbaro vs. Seattle	Dec. 11, 1977
100	Tim Collier at Oakland	Dec. 18, 1977
100	Sean Smith at Buffalo	Nov. 3, 2013
99	Dave Grayson vs. N.Y. Titans	Dec. 17, 1961
99	Kevin Ross at San Diego	Sept. 6, 1992

### Most Interception Return Touchdowns, Career

6	Bobby Bell	1963-74
5	Emmitt Thomas	1966-78
5	Jim Kearney	1967-75
4	Lloyd Burruss	1981-91
4	Derrick Johnson	2005-16

### Most Interception Return Touchdowns, Season

*4	Jim Kearney	1972
3	Lloyd Burruss	1986
3	Mark McMillian	1997
2	Sherrill Headrick	1961
2	Emmitt Thomas	1974
2	Charles Mincy	1992
2	Jerome Woods	1993
2	Derrick Johnson	2009
2	Eric Berry	2013
2	Marcus Peters	2015
	*NFL RECORD	

### Most Interception Return Touchdowns, Game

*2	Jim Kearney at Denver	Oct. 1, 1972
2	Lloyd Burruss vs. San Diego	Oct. 19, 1986
2	Derrick Johnson at Denver	Jan. 3, 2010
	*NFL RECORD	

---

### Sacks

---

### Most Sacks, Career (All 40.0+)

126.5	Derrick Thomas	1989-99
87.5	Tamba Hali	2006-16
85.5	Neil Smith	1988-96
73.0	Art Still	1978-87
56.0	Justin Houston	2011-16
51.0	Mike Bell	1979-85, '87-91

### Most Sacks, Season

22.0	Justin Houston	2014
20.0	Derrick Thomas	1990
15.5	Jared Allen	2007
15.0	Neil Smith	1993
14.5	Art Still	1980
14.5	Art Still	1984
14.5	Neil Smith	1992

14.5	Derrick Thomas	1992
14.5	Tamba Hali	2010

### Most Sacks, Consecutive Seasons

33.5	Derrick Thomas (20.0, 13.5)	1990-91
33.0	Justin Houston (11.0, 22.0)	2013-14
30.0	Derrick Thomas (10.0, 20.0)	1989-90
29.5	Neil Smith (14.5, 15.0)	1992-93
29.5	Justin Houston (22.0, 7.5)	2014-15
28.0	Derrick Thomas (13.5, 14.5)	1991-92
26.5	Neil Smith (15.0, 11.5)	1993-94
26.5	Tamba Hali (14.5, 12.0)	2010-11

### Most Sacks, Rookie, Season

10.0	Derrick Thomas	1989
9.0	Jared Allen	2004
8.0	Tamba Hali	2006
6.5	Art Still	1978
5.5	Sylvester Hicks	1978
5.5	Mike Bell	1979
5.5	Justin Houston	2011

### Most Sacks, Game

*7.0	Derrick Thomas vs. Seattle	Nov. 11, 1990
6.0	Derrick Thomas vs. Oakland	Sept. 6, 1998
4.5	Justin Houston at Philadelphia	Sept. 19, 2013
4.0	Wilbur Young at San Diego	Oct. 19, 1975
4.0	Art Still at Oakland	Oct. 5, 1980
4.0	Derrick Thomas vs. Buffalo	Oct. 7, 1991
4.0	Derrick Thomas vs. San Diego	Nov. 8, 1992
4.0	Neil Smith vs. L.A. Raiders	Oct. 3, 1993
4.0	Justin Houston vs. San Diego	Dec. 28, 2014
	*NFL RECORD	

### Most Sack Yards, Career

699.0	Derrick Thomas	1989-99
577.5	Tamba Hali	2006-16
506.5	Neil Smith	1988-96
324.5	Justin Houston	2011-16
293.0	Eric Hicks	1998-06

### Most Sack Yards, Season

127.0	Neil Smith	1993
114.5	Neil Smith	1992
113.0	Derrick Thomas	1992
111.0	Jared Allen	2007
109.0	Derrick Thomas	1996

### Most Sack Yards, Game

36.0	Derrick Thomas vs. San Diego	Nov. 8, 1992
36.0	Derrick Thomas vs. Oakland	Sept. 6, 1998
35.0	Neil Smith vs. Los Angeles	Oct. 3, 1993
34.0	Vonnice Holliday vs. San Diego	Sept. 7, 2003
33.0	Darren Mickell vs. Denver	Dec. 17, 1995

---

### Tackles

---

#### Most Tackles, Career

1,156	Derrick Johnson	2005-16
999	Gary Spani	1978-86
992	Art Still	1978-87
927	Deron Cherry	1981-91
876	Donnie Edwards	1996-01, 2007-08
827	Kevin Ross	1984-93, '97

#### Most Tackles, Season

179	Derrick Johnson	2011
162	Mike Maslowski	2002
157	Gary Spani	1979
153	Gary Spani	1981
151	Deron Cherry	1988
151	Donnie Edwards	1998, 2000
151	Scott Fujita	2003

#### Most Tackles, Rookie, Season

144	Gary Spani	1978
140	Dino Hackett	1986
126	Eric Berry	2010
120	Art Still	1978
101	Greg Wesley	2000

#### Most Tackles, Consecutive Seasons

326	Derrick Johnson (147, 179)	2010-11
306	Gary Spani (157, 149)	1979-80
304	Derrick Johnson (179, 125)	2011-12
302	Gary Spani (149, 153)	1980-81
301	Gary Spani (144, 157)	1978-79

---

### Special Team Tackles

---

#### Most Special Teams Tackles, Career

148	Gary Stills	1999-05
147	Greg Manusky	1994-99
97	Danan Hughes	1993-98
96	Tony Richardson	1995-05
94	Louis Cooper	1985-90

#### Most Special Teams Tackles, Season

34	Gary Stills	2002
29	Gary Stills	2003
29	Rich Scanlon	2005
28	Ken Jolly	1984
27	Albert Lewis	1983
27	Todd McNair	1990
27	Bennie Thompson	1992
27	Greg Manusky	1999

#### Most Special Teams Tackles, Consecutive Seasons

63	Gary Stills	2002-03
54	Gary Stills	2003-04
52	Gary Stills	2001-02
51	Greg Manusky	1996-97
50	Greg Manusky	1998-99
50	Gary Stills	2004-05

---

### Blocked Kicks

---

#### Most Opponents Punts Blocked, Career

10	Albert Lewis	1983-93
3	Bernard Pollard	2006-08
2	Ed Beckman	1977-84
2	Gary Green	1977-83
2	Sherrill Headrick	1960-67
2	Bernard Pollard	2006
1	D.J. Alexander	2015

#### Most Opponents Punts Blocked, Season

4	Albert Lewis	1990
3	Albert Lewis	1986
2	Sherrill Headrick	1963
2	Bernard Pollard	2006

#### Most Opponents Punts Blocked, Game

2	Sherrill Headrick vs. Denver	Dec. 8, 1963
---	------------------------------	--------------

#### Longest Return of Blocked Field Goal

78 (TD)	Lloyd Burruss at Pittsburgh	Dec. 21, 1986
65 (TD)	Kevin Ross at Cincinnati	Dec. 6, 1987





\* - Playoff Game    \*\* - Super Bowl

---

## Games Won

---

### Most Consecutive Games Won

- 11 2015-16
- 9 2003, 2013
- 7 1968-69, 1969, 1995, 1997-98
- 6 1968, 1997
- 5 1961-62, 1966-67, 1971, 1984-85, 2014

### Most Consecutive Games Won, Single Season

- 10 2015
- 9 2003, 2013
- 7 1969, 1995
- 6 1968, 1997
- 5 1968, 1971, 2014

### Most Consecutive Games Won, Start of Season

- 9 2003, 2013
- 4 1996
- 3 1962, 1966, 1994, 1995, 2010

### Most Consecutive Games Won, End of Season

- 10 2015
- 6 1997
- 5 1968
- 3 1960, 1963, 1966, 1967, 1971, 1972, 1984, 1986

### Most Consecutive Home Games Won

- 13 2002-03
- 11 1994-96, 1997-98
- 10 1968-69,
- 9 1970-71, 2015-16
- 8 1997

### Most Consecutive Road Games Won

- 9 1966-67
- 6 1967-68
- 6 1968-69, 1971-72

---

## Games Lost

---

### Most Consecutive Games Lost

- 12 2007-08
- 9 1987, 2008-09
- 8 1975-76, 2012
- 7 1985, 2008

### Most Consecutive Games Lost, Start of Season

- 5 1977, 2009
- 4 1976, 1980
- 3 1975, 2004, 2008, 2011

### Most Consecutive Games Lost, End of Season

- 9 2007
- 6 1977
- 4 1975, 2008, 2012

### Most Consecutive Home Games Lost

- 10 2008-09
- 8 1974-75
- 7 1975-76, 2011-12
- 6 1977-78, 2007-08

### Most Consecutive Road Games Lost

- 9 2007-08
- 8 1978-79, 1985-86
- 6 1988, 2008-09, 2012

---

## Scoring

---

### Most Points, Season (All 400+)

- 484 2003
- 483 2004
- 467 2002
- 448 1966
- 430 2013
- 408 1967
- 405 2015
- 403 2005

### Highest Scoring Average, Season

- 32.0 (448 in 14 games) 1966
- 30.3 (484 in 16 games) 2003
- 30.2 (483 in 16 games) 2004
- 29.2 (467 in 16 games) 2002
- 29.1 (408 in 14 games) 1967

### Most Points, Consecutive Seasons

- 967 (484, 483) 2003-04
- 951 (467, 484) 2002-03
- 886 (483, 403) 2004-05
- 856 (448, 408) 1966-67
- 787 (320, 467) 2001-02

**Fewest Points, Season**

176	1982 (9 games)
211	2012
212	2011
225	1977
226	2007

**Lowest Scoring Average, Season**

13.2	(211 in 16 games)	2012
13.3	(212 in 16 games)	2011
14.1	(226 in 16 games)	2007
14.9	(238 in 16 games)	1979
15.2	(243 in 16 games)	1978
15.9	(254 in 16 games)	1988

**Largest Scoring Differential, Season**

201	(371 - 170)	1968
182	(359 - 177)	1969
176	(448 - 276)	1966
156	(369 - 233)	1962
154	(408 - 254)	1967

**Most 40-Point Games, Season**

5	2003
4	1966, 2002, 2004
3	1961, 1962, 1963, 1964, 1967
2	1965, 1968, 1983, 2000, 2010, 2013

**Most 30-Point Games, Season**

8	1966, 2002, 2004
7	1999, 2003
6	1960, 1967, 2010
5	1962, 1965, 1968, 1983, 1994, 2005, 2006, 2015

**Most Points Scored, Game**

59	at Denver	Sept. 7, 1963
56	at Denver	Oct. 23, 1966
56	vs. Atlanta	Oct. 24, 2004
56	at Oakland	Dec. 15, 2013
54	vs. St. Louis	Oct. 22, 2000
52	4 times; Last vs. Denver	Oct. 29, 1967

**Largest Margin of Victory, Game**

52	Kansas City (59) at Denver (7)	Sept. 7, 1963
49	Kansas City (49) vs. Arizona (0)	Dec. 1, 2002
48	Kansas City (48) vs. N.Y. Jets (0)	Dec. 22, 1963
46	Kansas City (56) vs. Denver (10)	Oct. 16, 1966
46	Kansas City (56) vs. Atlanta (10)	Oct. 24, 2004

**Most Points, Both Teams, Game**

99	KC (48) at Seattle (51)	Nov. 27, 1983 (OT)
88	KC (49) vs. Denver (39)	Nov. 1, 1964
88	KC (54) vs. St. Louis (34)	Oct. 22, 2000

**Fewest Points, Both Teams, Game**

3	KC (0) at Tampa Bay (3)	Dec. 16, 1979
9	KC (3) vs. Cleveland (6)	32390
10	KC (7) at Denver (3)	Jan. 1, 2012
12	KC (6) vs. St. Louis (6)	Nov. 22, 1970
12	KC (3) at Miami (9)	Oct. 20, 1974

**Most Points Shutout Victory, Game**

49	vs. Arizona	Dec. 1, 2002
48	vs. N.Y. Jets	Dec. 22, 1963
41	vs. Miami	Oct. 8, 1967
41	vs. San Francisco	Oct. 1, 2006
34	vs. Boston	Dec. 11, 1960
34	vs. Houston	Nov. 26, 1989
34	vs. Cleveland	Sept. 30, 1990
34	vs. San Diego	Oct. 31, 1999

**Fewest Points, Shutout Victory, Game**

14	vs. Baltimore	Sept. 2, 1979
16	vs. Denver	Dec. 6, 1970
17	vs. L.A. Chargers	Sept. 25, 1960

**Largest Fourth-Quarter Comebacks**

	Opponent	Deficit	Final	Date
17	at Green Bay	14-31	40-34 (OT)	Oct. 12, 2003
17	vs. San Diego	10-27	33-27 (OT)	Sept. 11, 2016
14	at N.Y. Jets	3-17	17-17 (OT)	Oct. 2, 1988
14	vs. N.Y. Giants	3-17	20-17 (OT)	Sept. 10, 1995
14	at Oakland	20-34	37-34	Nov. 28, 1999

**Largest Second-Half Comebacks**

	Opponent	Deficit	Final	Date
21	vs. San Diego	3-24	33-27 (OT)	Sept. 11, 2016
18	at New Orleans	6-24	27-24 (OT)	Sept. 23, 2012
17	at Buffalo	10-27	27-27	Sept. 22, 1963
17	at Oakland	0-17	28-17	Oct. 25, 1981
17	at Green Bay	14-31	40-34 (OT)	Oct. 12, 2003
16	at San Diego	0-16	24-23	Nov. 2, 1986
14	at N.Y. Jets	3-17	17-17 (OT)	Oct. 2, 1988
14	vs. San Diego	0-14	20-17 (OT)	Dec. 8, 1991
14	vs. N.Y. Giants	3-17	20-17 (OT)	Sept. 10, 1995
14	at Oakland	13-27	28-27	Sept. 8, 1997
14	at Oakland	20-34	37-34	Nov. 28, 1999

**Most Consecutive Games Scoring**

179 1963-76  
 139 1994-02  
 91 1987-92  
 84 2003-08  
 60 1979-84

**Most Points, Two Consecutive Games**

104 (56, 48) Oct. 23, 1966 - Oct. 30, 1966  
 101 (45, 56) Dec. 8, 2013 - Dec. 15, 2013

**Most First-Half Points, Game**

42 vs. Denver Oct. 29, 1967  
 38 at Miami Sept. 28, 1968  
 38 at Washington Dec. 8, 2013  
 35 vs. Arizona Dec. 1, 2002  
 35 vs. St. Louis Dec. 8, 2002  
 35 vs. Atlanta Oct. 24, 2004  
 35 at Oakland Dec. 15, 2013

**Most First-Quarter Points, Season**

158 1966  
 124 2013  
 113 2004  
 112 2003  
 103 1962

**Most First-Quarter Points, Game**

24 at Miami Sept. 28, 1968  
 21 11 times, last at Oakland Dec. 15, 2013

**Most Second-Quarter Points, Season**

153 2003  
 149 1997  
 143 1967  
 137 1989, 2004, 2010  
 136 2005

**Most Second-Quarter Points, Game**

28 vs. Denver Oct. 29, 1967  
 28 vs. Pittsburgh Oct. 18, 1971  
 28 vs. Denver Dec. 7, 1980  
 28 vs. San Diego Dec. 22, 1985  
 28 at Washington Sept. 30, 2001  
 24 vs. Houston Oct. 30, 1966  
 24 vs. Indianapolis Oct. 31, 2004

**Most Second-Half Points, Game**

35 at Denver Oct. 23, 1966  
 35 at Denver Dec. 1, 1972  
 35 at Tennessee Dec. 13, 2004  
 34 at Denver Jan. 3, 2010  
 31 at Denver Sept. 7, 1963  
 30 vs. Cleveland Dec. 14, 1975

**Most Third-Quarter Points, Season**

109 1963  
 106 1964  
 105 1998  
 94 1966  
 93 1999, 2004

**Most Third-Quarter Points, Game**

22 vs. New York Jets Nov. 5, 1967  
 22 vs. Buffalo Oct. 18, 1969  
 22 vs. Oakland Nov. 26, 1961  
 21 at Buffalo Nov. 6, 1960  
 21 at Denver Sept. 7, 1963  
 21 at Denver Oct. 1, 1972  
 21 vs. Oakland Oct. 3, 1977

**Most Fourth-Quarter Points, Season**

168 2002  
 140 2004  
 131 2003  
 129 1962  
 127 1960

**Most Fourth-Quarter Points, Game**

23 at Buffalo Nov. 2, 1969  
 23 at Cleveland Sept. 8, 2002  
 22 at N.Y. Titans Nov. 24, 1960  
 20 at Green Bay Oct. 12, 2003

**Most Touchdowns, Season**

63 2003  
 62 2004  
 57 2002  
 55 1966  
 52 2013

**Most Touchdowns, Consecutive Seasons**

125 (63, 62) 2003-04  
 120 (57, 63) 2002-03  
 108 (62, 46) 2004-05  
 104 (55, 49) 1966-67  
 96 (50, 46) 1962-63

**Fewest Touchdowns, Season**

17 1982 (9 games)  
 18 2012  
 20 2011  
 23 1973  
 24 1988, 2007

**Most Touchdowns, Game**

8 at Denver Sept. 7, 1963

8 at Denver Oct. 23, 1966  
 8 vs. Atlanta Oct. 24, 2004  
 8 at Oakland Dec. 15, 2013  
 7 12 times; Last at Tennessee Dec. 13, 2004

**Most Touchdowns, Both Teams, Game**

13 Kansas City (7) at Seattle (6) Nov. 27, 1983 (OT)  
 13 Kansas City (8) at Oakland (5) Dec. 15, 2013  
 12 Kansas City (7) vs. Denver (5) Nov. 1, 1964  
 12 Kansas City (7) vs. St. Louis (5) Oct. 22, 2000  
 12 Kansas City (7) at Tennessee (5) Dec. 13, 2004

**Most Consecutive Games Scoring Touchdowns**

96 1963-70  
 64 1997-01  
 52 1960-63  
 35 1994-96  
 33 1976-78

**Most Offensive Touchdowns, Season**

58 2004  
 56 2003  
 53 2002  
 50 1962, 1966  
 46 1964

**Fewest Offensive Touchdowns, Season**

13 1982 (9 games)  
 17 2012  
 18 2011  
 21 1973, 1974  
 23 2007  
 24 1970, 1977, 1987, 1988  
 25 1979

**Most Return Touchdowns, Season**

11 1992, 1999, 2013  
 7 1995, 1997, 2003

**Most Defensive Touchdowns, Season**

9 1999  
 8 1992  
 6 2013, 2015  
 5 1972, 1974, 1977  
 4 1960, 1967, 1981, 1986, 1995, 1997

**Fewest Defensive Touchdowns, Season**

0 1962, 1976, 1978, 1988, 2006, 2012  
 1 1961, 1975, 1976, 1989, 1998, 2001, 2002, 2007

**Most Defensive Touchdowns, Game**

3 vs. Denver Dec. 27, 1992

2 15 times, last at Baltimore Dec. 20, 2015

**Most Interception Return TDs, Season**

6 1992  
 5 1972, 1974, 1999, 2013  
 4 1960, 1986, 1997, 2015

**Most Fumble Return TDs, Season**

4 1999  
 3 1997, 1980, 1981  
 2 1989, 1991, 1992, 1993, 1995, 2013

**Most Special Teams Touchdowns, Season**

5 1986, 1987, 2013  
 4 1995, 2003  
 3 1969, 1992, 2002, 2009

**Most Special Teams Touchdowns, Game**

3 at Pittsburgh Dec. 21, 1986  
 2 vs. Cleveland Sept. 30, 1990  
 2 vs. St. Louis Dec. 8, 2002  
 2 at Washington Dec. 8, 2013

**Most Points After Touchdown, Season**

58 2003, 2004  
 54 2002  
 52 2013  
 48 1966  
 47 1962

**Fewest Points After Touchdown, Season**

17 1982 (9 games), 2012  
 20 2011  
 21 1973, 2007  
 23 1988

**Most Points After Touchdown, Game**

8 at Denver Sept. 8, 1963  
 8 at Denver Oct. 23, 1966  
 8 vs. Atlanta Oct. 24, 2004  
 8 at Oakland Dec. 15, 2013

**Most Two-Point Attempts, Season**

6 2001  
 5 1997  
 4 1961, 1994, 2008, 2015  
 3 1964, 1965, 1966, 1967, 1995, 2002, 2003, 2007

**Most Two-Point Conversions, Season**

3 1961, 1965, 1994, 2001  
 2 1966, 1967, 1997, 2015  
 1 10 times, Last; 2009

**Most Two-Point Attempts, Game**

2	vs. Buffalo	Oct. 18, 1964
2	at Houston	Oct. 24, 1965
2	at St. Louis	Oct. 26, 1997
2	at Denver	Nov. 14, 2010
2	at Greeb Bay	Sept. 28, 2015
2	at Oakland	Nov. 20, 2015

**Most Two-Point Conversions, Game**

2	at Houston	Oct. 24, 1965
2	at St. Louis	Oct. 26, 1997

**Most Field Goals Attempted, Season**

44	1971
42	1970
40	1968

**Fewest Field Goals Attempted, Season**

17	1964
18	1977
20	2003
22	1979, 2008

**Most Field Goals Attempted, Game**

7	vs. Buffalo	Dec. 19, 1971
7	vs. Cincinnati	Oct. 4, 2015
6	8 times; Last at New Orleans	Sept. 23, 2012

**Most Field Goals Attempted, Both Teams, Game**

10	Kansas City (7) vs. Buffalo (3)	Dec. 19, 1971
10	Kansas City (5) at San Diego (5)	Oct. 29, 1972
10	Kansas City (6) vs. Denver (4)	Dec. 16, 2001
10	Kansas City (5) vs. Denver (5)	Sept. 28, 2008

**Most Field Goals Made, Season**

34	1990
30	1968, 1970, 2015
28	2012
27	1969, 1988, 1997, 1998, 2001, 2005

**Fewest Field Goals Made, Season**

7	1961
8	1963, 1964
12	1979

**Most Field Goals Made, Game**

7	at Cincinnati	Oct. 4, 2015
6	at New Orleans	Sept. 23, 2012
5	at Buffalo	Nov. 2, 1969
5	vs. Buffalo	Dec. 7, 1969
5	vs. Buffalo	Dec. 19, 1971
5	vs. L.A. Raiders	Sept. 12, 1985
5	vs. Cincinnati	Nov. 13, 1988

5	at Chicago	Dec. 29, 1990
5	vs. Denver	Sept. 20, 1993
5	vs. Minnesota	Oct. 2, 2011

**Most Field Goals Made, Both Teams, Game**

*9	Kansas City (4) at San Diego (5)	Sept. 29, 1996
	*NFL RECORD	
8	Kansas City (5) vs. Buffalo (3)	Dec. 19, 1971
8	Kansas City (4) vs. Denver (4)	Sept. 28, 2008
7	Kansas City (5) vs. Buffalo (2)	Dec. 7, 1969
7	Kansas City (4) vs. Denver (3)	Dec. 16, 2001
7	Kansas City (3) at Indianapolis (4)	Oct. 10, 2010
7	Kansas City (6) at New Orleans (1)	Sept. 23, 2012
7	Kansas City (7) at Cincinnati (0)	Oct. 4, 2015

**Most Consecutive Games Scoring Field Goals**

18	2001-02
16	1970
15	2005
11	1968-69, 1971-72, 1985-86
10	1980-81, 2013

**Most Safeties, Season**

3	1988, 1997
---	------------

**Most Safeties, Game**

1	20 times; Last vs. Oakland	Jan. 3, 2016
---	----------------------------	--------------

---

**First Downs**


---

**Most First Downs, Season**

*398	2004
348	2003
347	2005
343	2002
324	2001
	*NFL RECORD

**Fewest First Downs, Season**

163	1982 (9 games)
183	1970
208	1973

**Most First Downs, Game (All 30+)**

36	vs. Atlanta	Oct. 24, 2004
33	vs. Indianapolis	Oct. 31, 2004
32	at Houston	Oct. 24, 1965
32	at Seattle	Nov. 24, 2002
32	vs. Oakland	Dec. 25, 2004
31	at Oakland	Nov. 5, 2000
30	vs. Cleveland	Nov. 9, 2003
30	at L.A. Raiders	Dec. 22, 1991

30 vs. Seattle Oct. 29, 2006  
30 at Denver Nov. 14, 2010

#### Fewest First Downs, Game

4 at Tampa Bay Dec. 16, 1979  
5 at San Diego Dec. 12, 2010  
7 at Boston Oct. 23, 1964  
7 at Oakland Dec. 12, 1970  
7 at Denver Dec. 9, 2007  
7 at Oakland Dec. 16, 2012  
8 12 times; Last at Denver Dec. 30, 2012

#### Most First Downs, Both Teams, Game

64 KC (32) at Seattle (32) Nov. 24, 2002  
62 KC (31) at Oakland (31) Nov. 5, 2000  
59 KC (26) at Seattle (33) Nov. 27, 1983 (OT)  
58 KC (24) at Denver (34) Nov. 18, 1974

#### Fewest First Downs, Both Teams, Games

15 Kansas City (7) vs. Denver (8) Dec. 6, 1970  
18 Kansas City (7) at Boston (11) Oct. 23, 1964

#### Most Rushing First Downs, Season

160 1978, 1981  
140 2002  
138 2004, 2005  
130 1980  
129 1969, 1997, 2010

#### Fewest Rushing First Downs, Season

66 2007  
71 1982 (9 games)  
79 1985  
83 1970, 1983, 1986  
84 2000

#### Most Rushing First Downs, Game

21 vs. Atlanta Oct. 24, 2004  
20 vs. Houston Oct. 1, 1961  
18 vs. Oakland Oct. 20, 1968  
18 vs. Seattle Nov. 22, 1981  
18 at Detroit Nov. 28, 1996  
16 8 times; Last vs. Buffalo Oct. 7, 1991

#### Fewest Rushing First Downs, Game

\*0 at Cincinnati Nov. 24, 1974  
0 vs. Pittsburgh Nov. 10, 1985  
0 at L.A. Raiders Dec. 6, 1992  
0 at Denver Oct. 27, 1996  
0 at Arizona Oct. 8, 2006  
0 vs. Jacksonville Oct. 7, 2007  
0 at Oakland Dec. 16, 2012  
1 11 times; Last at Baltimore Sept. 13, 2009

\*NFL RECORD

#### Most Passing First Downs, Season

228 2004  
211 1994  
208 1983  
207 2000  
201 2003

#### Fewest Passing First Downs, Season

79 1982 (9 games)  
86 1970  
89 1968  
91 1979  
93 1973

#### Most Passing First Downs, Game (All 20+)

26 vs. Oakland Dec. 25, 2004  
24 at Denver Nov. 14, 2010  
23 at Oakland Nov. 5, 2000  
21 at Dallas Nov. 20, 1983  
21 at Denver Oct. 17, 1994  
21 at Denver Dec. 7, 2003  
20 vs. Indianapolis Oct. 31, 2004

#### Fewest Passing First Downs, Game

1 vs. Oakland Oct. 20, 1968  
1 vs. Houston Sept. 10, 1978  
1 at Tampa Bay Dec. 16, 1979  
2 5 times; Last at Denver Dec. 30, 2012

#### Most Penalty First Downs, Season

34 2013  
33 1996, 1998  
32 2004, 2015  
30 2000  
29 1966, 1978, 1984, 1986

#### Fewest Penalty First Downs, Season

4 1969  
8 1965  
9 1973  
10 1999  
11 1968, 1972

#### Most Penalty First Downs, Game

9 vs. L.A. Raiders Oct. 3, 1993  
7 vs. L.A. Raiders Sept. 17, 1989  
7 vs. Seattle Oct. 17, 1996  
6 at Tennessee Dec. 13, 2004  
6 at Oakland Nov. 7, 2010  
5 8 times; Last vs. Denver Nov. 17, 2013

#### Fewest Penalty First Downs, Game

0 Many times; Last at Oakland Oct. 16, 2016

67	at San Diego	Dec. 12, 2010
80	at Tampa Bay	Dec. 16, 1979
104	at Buffalo	Oct. 29, 1973
106	at Oakland	Dec. 8, 1973

---

### Net Yards Passing and Rushing

---

#### Most Net Yards, Season

6,695	2004
6,192	2005
6,000	2002
5,910	2003
5,692	1994

#### Most Net Yards, Consecutive Seasons

12,887	(6,695, 6,192)	2004-05
12,605	(5,910, 6,695)	2003-04
11,910	(6,000, 5,910)	2002-03
11,673	(5,673, 6,000)	2001-02
11,335	(6,192, 5,143)	2005-06

#### Fewest Net Yards, Season

2,498	1982 (9 games)
3,536	1973
3,577	1970
3,828	1974
3,936	1977

#### Most Net Yards, Game (All 500+)

614	at Denver	Oct. 23, 1966
590	vs. Indianapolis	Oct. 31, 2004
566	vs. Detroit	Oct. 14, 1990
552	at Seattle	Nov. 24, 2002
551	vs. Buffalo	Sept. 30, 1962
546	at Washington	Sept. 30, 2001
542	at Houston	Oct. 24, 1965
540	vs. Atlanta	Oct. 24, 2004
537	at San Diego	Dec. 11, 1983
537	vs. Cincinnati	Jan. 1, 2006
524	at Denver	Jan. 3, 2010
521	vs. Detroit	Dec. 14, 2003
520	vs. Denver	Nov. 1, 1964
513	at Oakland	Nov. 5, 2000
512	vs. Seattle	Dec. 27, 1987
510	vs. Houston	Nov. 28, 1965
510	at New Orleans	Sept. 23, 2012
508	at Cincinnati	Sept. 28, 1969
507	vs. Indianapolis	Dec. 23, 2012
506	vs. San Diego	Oct. 14, 1984
504	at New Orleans	Sept. 8, 1985
504	at N.Y. Jets	Oct. 6, 2002
503	at Seattle	Nov. 28, 2010
502	at Buffalo	Oct. 3, 1976
500	at Oakland	Dec. 5, 2004

#### Fewest Net Yards, Game

62	vs. Oakland	Nov. 8, 1963
----	-------------	--------------

#### Most Net Yards, Both Teams, Game

1,095	KC (590) vs. Indianapolis (505)	Oct. 31, 2004
1,086	KC (552) at Seattle (534)	Nov. 24, 2002
1,036	KC (524) at Denver (512)	Jan. 3, 2010
1,013	KC (537) at San Diego (476)	Dec. 11, 1983
986	KC (513) at Oakland (473)	Nov. 5, 2000

#### Fewest Net Yards, Both Teams, Game

323	KC (178) at N.Y. Jets (145)	Nov. 7, 1971
335	KC (244) vs. Houston (91)	Oct. 12, 1969
338	KC (62) vs. Oakland (276)	Nov. 8, 1963

#### Most Games, 400 or More Net Yards, Season

9	2004
7	2005, 2010
6	1994, 2000, 2002
5	1969, 2001, 2003
4	1960, 1961, 1962, 1976, 1983, 1997
3	1964, 1965, 1966, 1967, 1974, 1981, 1989, 1990, 1991, 2009, 2011, 2012, 2016

#### Most Consecutive Games, 400 or More Net Yards

5	2004
4	1976, 2005
3	1974, 2000, 2010

#### Most Games, 300 or More Net Yards

15	2004
14	2005
13	2002
12	1989, 1995, 1999, 2003, 2010, 2013, 2015
11	1966, 1983, 1991, 1996
10	1964, 1968, 1981, 1984, 1993, 1994, 2000, 2001, 2014

#### Most Consecutive Games, 300 or More Net Yards

16	2004-05
13	2001-02
11	2005
10	1966-67, 1989, 2003
8	2010
7	1981, 1991

#### Most Plays, Season

1,098	1994
1,089	2004
1,074	1983
1,063	2010
1,059	1995



1,059 2005

**Fewest Plays, Season**

573 1982 (9 games)  
775 1970  
831 1968  
833 1965  
836 1971

**Most Plays, Game**

92 at New Orleans Sept. 23, 2012  
91 at Cincinnati Sept. 3, 1978  
86 vs. N.Y. Giants Nov. 3, 1974  
86 vs. Seattle Sept. 28, 1997  
85 at Jacksonville Nov. 9, 1997  
84 vs. Denver Oct. 24, 1976  
84 at San Diego Nov. 12, 1978

**Fewest Plays, Game**

38 at Oakland Dec. 12, 1970  
38 at Tampa Bay Dec. 16, 1979  
41 at San Diego Oct. 7, 1962  
41 at San Diego Dec. 12, 2010  
42 at Oakland Dec. 8, 1973  
44 at Detroit Nov. 25, 1971  
44 at New England Oct. 11, 1998  
44 at Baltimore Sept. 13, 2009

---

**Rushing**

---

**Most Rushing Attempts, Season**

663 1978  
610 1981  
569 1979  
559 1989  
556 2010  
552 1980

**Most Rushing Attempts, Consecutive Seasons**

1,232 (663, 569) 1978-79  
1,162 (552, 610) 1980-81  
1,121 (569, 552) 1979-80  
1,089 (456, 663) 1977-78  
1,063 (559, 504) 1989-90

**Fewest Rushing Attempts, Season**

269 1982 (9 games)  
379 2008  
383 2000, 2007  
387 1983  
400 1963

**Most Rushing Attempts, Game**

69 at Cincinnati Sept. 3, 1978  
60 vs. Oakland Oct. 20, 1968  
57 vs. Seattle Nov. 5, 1989

**Fewest Rushing Attempts, Game**

9 at Oakland Nov. 5, 2000  
10 vs. Jacksonville Oct. 7, 2007  
10 at Oakland Dec. 16, 2012  
11 at New England Oct. 11, 1998  
12 at Oakland Dec. 8, 1973  
12 at Denver Oct. 27, 1996  
13 vs. Buffalo Nov. 23, 2008  
14 at San Diego Sept. 29, 1963  
14 vs. Pittsburgh Nov. 10, 1985  
14 at L.A. Raiders Dec. 6, 1992  
14 at Jacksonville Nov. 8, 2009

**Most Rushing Attempts, Both Teams, Game**

102 KC (52) at San Diego (50) Nov. 12, 1978 (OT)  
100 KC (41) vs. Denver (59) Sept. 24, 1978

**Fewest Rushing Attempts, Both Teams, Game**

37 KC (21) vs. Houston (16) Dec. 16, 1990  
40 KC (17) at Buffalo (23) Dec. 12, 1965

**Most Games, 40 or More Rushing Attempts, Season**

9 1978  
8 1973, 1981  
7 1968  
6 1962, 1969, 1989  
5 1976, 1979, 1980, 1997, 2010

**Most Games, 30 or More Rushing Attempts, Season**

14 1978  
13 1981  
12 1971, 1975, 1980  
11 1969, 1989, 1990, 2005, 2006  
10 1968, 1972, 1973, 1974, 1979, 1995, 1999, 2010

**Most Consecutive Games, 40 or More Rushing Attempts**

4 1968, 1978  
3 1962, 1973, 1996

**Most Consecutive Games, 30 or More Rushing Attempts**

15 1980-81  
8 1975, 1977-78  
7 1972, 1978, 1978-79  
6 1970, 1980, 1989, 1999

**Most Rushing Yards, Season**

2,986 1978

2,633 1981  
 2,627 2010  
 2,407 1962  
 2,395 2012

**Most Rushing Yards, Home, Season**

1,488 1981  
 1,468 1962  
 1,463 2010  
 1,436 1978  
 1,390 1961

**Most Rushing Yards Per Game, Season**

213.3 (2,986 in 16 games) 1978  
 171.9 (2,407 in 14 games) 1962  
 164.6 (2,633 in 16 games) 1981  
 164.2 (2,627 in 16 games) 2010  
 162.4 (2,274 in 14 games) 1966

**Most Rushing Yards Per Game, Home, Season**

209.7 (1,468 in 7 games) 1962  
 198.6 (1,390 in 7 games) 1961  
 186.0 (1,488 in 8 games) 1981  
 182.9 (1,463 in 8 games) 2010  
 179.5 (1,436 in 8 games) 1978

**Most Rushing Yards, Consecutive Seasons**

5,302 (2,986, 2,316) 1978-79  
 4,829 (1,843, 2,986) 1977-78  
 4,671 (2,289, 2,382) 2004-05  
 4,590 (2,183, 2,407) 1961-62

**Fewest Rushing Yards, Season**

943 1982 (9 games)  
 1,248 2007  
 1,254 1983  
 1,465 2000  
 1,468 1986

**Fewest Rushing Yards Per Game, Season**

78.0 (1,248 in 16 games) 2007  
 78.4 (1,254 in 16 games) 1983  
 91.6 (1,465 in 16 games) 2000  
 91.8 (1,468 in 16 games) 1986  
 92.9 (1,486 in 16 games) 1985

**Most Rushing Yards, Game (All 300+)**

398 vs. Houston Oct. 1, 1961  
 380 at Denver Oct. 23, 1966  
 352 vs. Indianapolis Dec. 23, 2012  
 320 vs. Buffalo Sept. 30, 1962  
 317 at Denver Jan. 3, 2010  
 313 vs. Cincinnati Oct. 26, 1969  
 310 vs. Detroit Oct. 14, 1990

302 at Houston Oct. 24, 1965

**Fewest Rushing Yards, Game**

0 vs. Denver Dec. 19, 1965  
 10 vs. Jacksonville Oct. 7, 2007  
 10 at Oakland Dec. 16, 2012  
 14 at New England Oct. 11, 1998  
 16 at Denver Dec. 9, 2007  
 17 at Boston Nov. 18, 1960  
 17 at L.A. Raiders Dec. 6, 1992

**Most Games, 200 or More Rushing Yards**

8 1978  
 6 2010  
 5 1962  
 4 1968, 1979, 1981, 2002  
 3 1961, 1967, 1991, 2001, 2004, 2012  
 2 1960, 1963, 1965, 1966, 1969, 1970, 1975,  
 2 1989, 1996, 1997, 2005, 2006

**Most Rushing Yards, Both Teams, Game**

519 Kansas City (168) vs. Cleveland (351) Dec. 20, 2009  
 502 Texans (398) vs. Houston (104) Oct. 1, 1961  
 502 Texans (284) vs. Oakland (218) Nov. 26, 1961  
 479 Kansas City (251) vs. Detroit (228) Nov. 23, 1975

**Fewest Rushing Yards, Both Teams, Game**

75 KC (20) at Houston (55) Sept. 29, 1974  
 105 KC (27) vs. Boston (78) Nov. 17, 1968  
 111 Dallas Texans (108) at SD (3) Nov. 19, 1961  
 111 KC (48) at San Diego (63) Oct. 13, 1985

**Most 10+ Yard Rushes, Season (Since 1990)**

73 2002  
 72 2010  
 67 2005  
 64 2012  
 63 2001

**Most 10+ Yard Rushes, Game (Since 1990)**

11 at Oakland Dec. 9, 2001  
 (10 Holmes, 1 Cloud)  
 10 at Seattle Nov. 24, 2002  
 (9 Holmes, 1 Morton)  
 10 vs. Buffalo Oct. 31, 2010  
 (7 Charles, 3 Jones)  
 9 vs. Detroit Oct. 14, 1990  
 (5 Word, 3 Okoye, 1 McNair)  
 9 vs. Denver Dec. 17, 2000  
 (5 Richardson, 2 Grbac, 1 Alexander, 1 Moreau)  
 9 vs. Atlanta Oct. 24, 2004  
 (6 Holmes, 3 Blaylock, 1 Hall)  
 9 vs. Indianapolis Oct. 31, 2004

(6 Holmes, 2 Morton, 1 Johnson)

9 vs. Indianapolis Dec. 23, 2012  
(4 Charles, 4 Hillis, 1 McCluster)

#### Highest Rushing Average, Season

5.18 1966  
5.15 2002  
5.03 1962  
4.97 1961  
4.79 2012

#### Lowest Rushing Average, Season

3.24 1983  
3.26 2007  
3.39 1980  
3.40 1986  
3.43 1992

#### Most Rushing Touchdowns, Season

32 2003  
31 2004  
26 2002, 2005  
24 1960  
23 1961

#### Most Rushing Touchdowns, Consecutive Seasons

\*63 (32, 31) 2003-04  
58 (26, 32) 2002-03  
57 (31, 26) 2004-05  
47 (24, 23) 1960-61  
44 (23, 21) 1961-62

\*NFL RECORD

#### Fewest Rushing Touchdowns, Season

3 1982 (9 games)  
5 2011  
6 1972, 2007  
7 1987  
8 1988, 2009

#### Most Rushing Touchdowns, Game

\*8 vs. Atlanta Oct. 24, 2004  
5 at Denver Oct. 23, 1966  
4 14 times; Last vs. Detroit Nov. 1, 2015

\* NFL RECORD

#### Most Rushing Touchdowns, Both Teams, Game

8 Kansas City (8) vs. Atlanta (0) Oct. 24, 2004  
7 Texans (4) vs. Boston (3) Sept. 8, 1962  
7 Kansas City (4) at Denver (3) Oct. 10, 1965

---

#### Highest Passer Rating, Season

97.5 2016  
97.1 1962  
96.4 1968  
95.4 2015  
94.9 1990, 2004  
93.5 2002

#### Lowest Passer Rating, Season

52.7 1961  
52.9 1977  
54.0 1979  
55.2 1974  
59.3 1978

#### Most Passes Attempted, Season

641 1983  
615 1994  
593 1984  
582 2000  
563 2007

#### Most Passes Attempted, Consecutive Seasons

1,234 (641, 593) 1983-84  
1,146 (615, 531) 1994-95  
1,110 (582, 528) 2000-01  
1,105 (490, 615) 1993-94  
1,104 (593, 511) 1984-85  
1,104 (563, 541) 2007-08

#### Fewest Passes Attempted, Season

264 1982 (9 games)  
270 1968  
289 1970  
313 1973  
322 1962

#### Most Passes Attempted, Game

59 at Dallas Nov. 20, 1983  
55 at San Diego Oct. 9, 1994  
55 at Miami Dec. 12, 1994  
54 at Denver Nov. 16, 1986  
54 at Denver Oct. 17, 1994  
54 at San Diego Sept. 29, 1996  
54 vs. San Diego Nov. 24, 1996

#### Fewest Passes Attempted, Game

3 vs. Oakland Oct. 20, 1968  
6 at Oakland Dec. 13, 1969  
10 vs. Denver Sept. 24, 1978

---

#### Most Passes Attempted, Both Teams, Game

100	KC (46) vs. Tampa Bay (54)	Oct. 28, 1964
95	KC (54) at San Diego (41)	Sept. 29, 1996
90	KC (59) at Dallas (31)	Nov. 20, 1983
90	KC (41) at San Diego (49)	Dec. 11, 1983

55	Kansas City (26) vs. Tampa Bay (29)	Oct. 28, 1984
----	-------------------------------------	---------------

#### **Fewest Passes Attempted, Both Teams, Game**

26	KC (6) at Oakland (20)	Dec. 13, 1969
26	KC (13) at Tampa Bay (13)	Dec. 16, 1979
27	KC (14) vs. Houston (13)	Sept. 10, 1978

#### **Most Passes Completed, Season**

370	2004
369	1983
366	1994
342	2000
339	2003

#### **Most Passes Completed, Consecutive Seasons**

709	(339, 370)	2003-04
687	(370, 317)	2004-05
674	(369, 305)	1983-84
666	(366, 300)	1994-95
653	(287, 366)	1993-94

#### **Fewest Passes Completed, Season**

145	1982 (9 games)
154	1970
156	1968

#### **Most Passes Completed, Game**

39	at Oakland	Nov. 5, 2000
37	at San Diego	Oct. 9, 1994
34	at Denver	Oct. 17, 1994
34	at Denver	Dec. 7, 2003
34	vs. San Diego	Sept. 11, 2016
33	at Dallas	Nov. 20, 1983
33	at Miami	Dec. 12, 1994
33	at San Diego	Jan. 2, 2005
33	at Detroit	Dec. 23, 2007
33	at Denver	Nov. 14, 2010

#### **Fewest Passes Completed, Game**

2	vs. Oakland	Oct. 20, 1968
2	at Oakland	Dec. 13, 1969
5	7 times: Last at Seattle	Dec. 17, 1978

#### **Most Passes Completed, Both Teams, Game**

62	Kansas City (31) at San Diego (31)	Dec. 11, 1983
59	Kansas City (34) vs. San Diego (25)	Sept. 11, 2016
57	Kansas City (31) at San Diego (26)	Oct. 30, 2005
56	Kansas City (33) at Denver (23)	Nov. 14, 2010
55	Kansas City (23) vs. San Diego (32)	Oct. 14, 1984

#### **Fewest Passes Completed, Both Teams, Game**

11	Kansas City (10) vs. San Diego (1)	Sept. 20, 1998
12	Kansas City (7) at Tampa Bay (5)	Dec. 16, 1979
13	Kansas City (2) at Oakland (11)	Dec. 13, 1969
13	Kansas City (8) vs. Boston (5)	Oct. 11, 1970

#### **Most 20+ Yard Completions, Season (Since 1990)**

60	2004
59	2000
55	2003
53	2001
51	2005

#### **Most 20+ Yard Completions, Game (Since 1990)**

9	vs. St. Louis (6 Grbac, 2 Moon, 1 Morris)	Oct. 22, 2000
9	at Denver (9 Cassel)	Nov. 14, 2010
7	at L.A. Raiders (7 Krieg)	Dec. 6, 1992
7	at San Diego (7 Gannon)	Nov. 22, 1998
7	at Oakland (7 Grbac)	Nov. 5, 2000
7	at Arizona (7 Green)	Oct. 21, 2001
7	vs. Indianapolis (7 Green)	Oct. 31, 2004

#### **Most Passing Yards, Season**

4,406	2004
4,341	1983
4,149	2000
3,981	2003
3,960	1994

#### **Most Passing Yards, Consecutive Seasons**

8,553	(4,684, 3,869)	1983-84
8,387	(3,981, 4,406)	2003-04
8,271	(4,408, 3,863)	2000-01
8,216	(4,406, 3,810)	2004-05
7,817	(3,409, 4,408)	1999-00

#### **Fewest Passing Yards, Season**

1,555	1982 (9 games)
1,660	1979
1,719	1970

#### **Most Gross Passing Yards, Game (All 400+)**

504	at Oakland	Nov. 5, 2000
469	at Denver	Nov. 14, 2010
435	vs. Denver	Nov. 1, 1964
432	at Dallas	Nov. 20, 1983
412	vs. Denver	Dec. 19, 1965
411	at San Diego	Dec. 11, 1983
400	at Green Bay	Oct. 12, 2003

**Most Net Passing Yards, Game**

474 at Oakland Nov. 5, 2000  
 433 at Denver Nov. 14, 2010  
 406 at San Diego Dec. 11, 1983  
 400 at Green Bay Oct. 12, 2003  
 395 at New Orleans Sept. 8, 1985

**Fewest Gross Passing Yards, Game**

16 vs. Oakland Oct. 20, 1968  
 39 vs. Houston Nov. 15, 1981  
 42 at Seattle Sept. 30, 1979  
 44 at Denver Oct. 8, 1961  
 46 at Tampa Bay Dec. 16, 1979

**Fewest Net Passing Yards, Game**

-22 vs. Oakland Nov. 8, 1963  
 15 at Seattle Sept. 30, 1979  
 16 vs. Oakland Oct. 20, 1968  
 18 at Denver Oct. 4, 1970  
 19 at San Diego Dec. 12, 2010

**Most Net Passing Yards, Both Teams, Game**

859 Kansas City (387) vs. IND (472) Oct. 31, 2004  
 782 Kansas City (406) at San Diego (376) Dec. 11, 1983  
 732 Kansas City (433) at Denver (299) Nov. 14, 2010  
 716 Kansas City (474) at Oakland (242) Nov. 5, 2000  
 698 Kansas City (229) at Oakland (469) Nov. 3, 1968

**Fewest Passing Yards, Both Teams, Game**

67 Kansas City (22) at Tampa Bay (45) Dec. 16, 1979  
 81 Kansas City (34) vs. Houston (47) Sept. 10, 1978

**Most Individual 100-Yard Receiving Games, Season**

14 2000, 2004  
 11 1964  
 8 1966, 1983  
 7 1987, 2003, 2006, 2007  
 6 1961, 1968, 1988, 2002, 2005, 2008

**Most Consecutive Individual 100-Yard Receiving Games, Season**

7 2000  
 6 2004  
 4 1964  
 3 1966, 1984, 1992, 1994, 2005, 2007, 2010  
 2 1961, 1962, 1963, 1965, 1968, 1969, 1980, 1982, 1983, 1985, 1987, 1988, 1989, 1998, 1999, 2001, 2006, 2007, 2008, 2011

**Most Times Sacked, Season**

57 1980  
 55 2007  
 53 1975

**Fewest Times Sacked, Season**

19 1994  
 21 1978, 1991, 1995, 2003  
 22 1990

**Most Times Sacked, Game**

10 vs. Baltimore Nov. 2, 1980  
 9 vs. San Diego Dec. 2, 2007  
 8 at Pittsburgh Dec. 5, 1982  
 8 vs. L.A. Raiders Dec. 12, 1982

**Most Times Sacked, Both Teams, Game**

13 Kansas City (2) vs. Cleveland (11) Sept. 30, 1984  
 13 Kansas City (6) vs. Houston (7) Sept. 21, 1986

**Most Consecutive Games Without Allowing A Sack**

3 1988, 2000

**Most Consecutive Seasons Leading League, Completion Percentage**

\*4 1966-69  
 \*NFL RECORD

**Highest Completion Percentage, Season**

66.41 256-170 2016  
 65.95 561-370 2004  
 65.54 473-310 2015  
 63.25 536-339 2003  
 62.52 507-317 2005  
 61.22 470-287 2002  
 60.99 546-333 2013

**Lowest Completion Percentage, Season**

44.36 (399-177) 1961  
 48.05 (435-209) 1960  
 48.90 (409-200) 1965  
 49.33 (521-257) 1986  
 50.38 (395-199) 1965

**Most Passing Touchdowns, Season**

32 1964  
 31 1966  
 30 1963  
 29 1983, 2000

**Fewest Passing Touchdowns, Season**

7 1978, 1979  
 8 2012  
 10 1973, 1982 (9 games)  
 11 1974, 1977  
 13 1981, 2011

**Most Passing Touchdowns, Game**

6 vs. Denver Nov. 1, 1964  
5 7 times; Last at Oakland Dec. 15, 2013

#### Most Passing Touchdowns, Both Teams, Game

9 Kansas City (4) at Denver (5) Nov. 14, 2010  
8 Kansas City (6) vs. Denver (2) Nov. 1, 1964  
8 Kansas City (4) at San Diego (4) Dec. 11, 1983  
8 Kansas City (3) vs. IND (5) Oct. 31, 2004

#### Most Passes Had Intercepted, Season

27 1961  
26 1977  
25 1974

#### Fewest Passes Had Intercepted, Season

2 2016  
5 1990  
6 2014  
7 2015  
8 1982 (9 games), 2010  
9 2013  
10 1993, 1994, 1997, 2005

#### Most Passes Had Intercepted, Game

7 vs. Pittsburgh Oct. 13, 1974  
6 at Seattle Nov. 4, 1984  
6 vs. L.A. Raiders Oct. 20, 1985

#### Most Passes Had Intercepted, Both Teams, Game

9 Kansas City (3) vs. Miami (6) Nov. 13, 1966  
8 8 times  
Last; Kansas City (2) at Oakland (6) Oct. 23, 2011

---

### Punting

---

#### Most Seasons Leading League (Average Distance)

\*6 1968, 1971-73, 1979, 1984  
\*NFL RECORD

#### Most Consecutive Seasons Leading League

3 1971-73

#### Most Punts, Season

104 1999  
99 1986  
98 1984

#### Fewest Punts, Season

38 1982 (9 games)  
54 1962  
55 2004

57 1991

#### Most Punts, Game

11 at N.Y. Jets Sept. 18, 1965  
11 vs. Baltimore Sept. 2, 1979  
11 at San Francisco Nov. 17, 1985  
11 at Cleveland Nov. 19, 1989  
11 vs. San Diego Nov. 13, 1994  
11 at Chicago Dec. 4, 2011  
10 vs. Denver Oct. 6, 1974  
10 at Oakland Oct. 5, 1980  
10 at N.Y. Jets Oct. 2, 1988  
10 at San Diego Nov. 26, 2000  
10 at N.Y. Jets Dec. 30, 2007  
10 at Jacksonville Sept. 8, 2013

#### Fewest Punts, Game

0 at L.A. Raiders Dec. 22, 1991  
0 vs. Carolina Dec. 10, 2000

#### Highest Punting Average Distance, Season

46.83 (83-3,887) 2012  
45.89 (89-4,084) 2011  
45.53 (80-3,642) 1973  
45.33 (89-4,034) 2013  
45.26 (65-2,942) 1968

#### Lowest Punting Average Distance, Season

36.06 (54-1,947) 1962  
37.83 (64-2,422) 2002  
38.53 (70-2,697) 1981

#### Most Punts Had Blocked, Season

2 1974, 1975, 1985, 1999

#### Most Punts Had Blocked, Game

2 vs. Denver Oct. 27, 1985

---

### Punt Returns

---

#### Most Seasons Leading League (Average Return)

6 1960, 1968, 1970, 1979-80, 2003

#### Most Punt Returns, Season (All 50+)

59 2013  
58 1979, 1995, 1999  
52 2010

#### Fewest Punt Returns, Season

15 1982 (9 games)  
24 2004

26 1961, 1963, 2008

**Most Punt Returns, Game**

9 at Oakland Nov. 15, 2009  
8 vs. San Diego Nov. 10, 1974  
8 at St. Louis Dec. 19, 2010  
7 vs. Oakland Sept. 23, 1979  
7 vs. N.Y. Giants Oct. 21, 1979  
7 vs. Detroit Sept. 26, 1999  
7 at Denver Dec. 5, 1999  
7 at Oakland Oct. 21, 2007  
7 at Jacksonville Sept. 8, 2013  
7 at Washington Dec. 8, 2013

**Most Punt Returns, Both Teams, Game**

15 Kansas City (6) vs. Baltimore (9) Sept. 2, 1979

**Most Punt Return Yards, Season (All 600+)**

695 2013  
640 1999  
612 1979

**Fewest Punt Return Yards, Season**

126 1972  
129 1982 (9 games)  
150 1971

**Most Punt Return Yards, Game**

177 at Washington Dec. 8, 2013  
160 vs. San Diego Sept. 13, 2010  
141 vs. Oakland Sept. 23, 1979  
139 at Denver Dec. 5, 1999  
131 vs. Boston Dec. 11, 1960

**Highest Punt Return Average, Season**

16.42 (33-542) 2003  
15.03 (33-496) 1960  
14.53 (40-581) 1980  
14.52 (31-450) 1968

**Lowest Punt Return Average, Season**

4.34 (29-126) 1972  
4.69 (32-150) 1971  
6.50 (26-169) 2008  
6.53 (32-209) 2009

**Most Punt Return Touchdowns, Season**

2 1968, 1979, 1980, 1992, 1999, 2002, 2003, 2013  
1 1960, 1965, 1966, 1987, 1995, 1997, 2006, 2010

**Most Punt Return Touchdowns, Game**

1 25 times; Last vs. Oakland Dec. 14, 2014

**Most Punt Return Touchdowns, Both Teams, Game**

\*2 Kansas City (1) at Buffalo (1) Sept. 11, 1966

\*NFL RECORD

---

**Kickoff Returns**

---

**Most Kickoff Returns, Season**

80 2008  
77 2009  
75 2004  
70 1987, 2000  
68 2005

**Fewest Kickoff Returns, Season**

31 1973  
34 1982 (9 games)  
35 2015  
37 1962  
38 1968, 1998  
39 1992

**Most Kickoff Returns, Game**

11 vs. Buffalo Nov. 23, 2008  
10 vs. Oakland Nov. 2, 1967  
10 vs. Seattle Sept. 20, 1987  
9 vs. Pittsburgh Nov. 10, 1985

**Most Kickoff Return Yards, Season**

1,820 2004  
1,716 2008  
1,666 2009  
1,591 2005  
1,577 2003

**Fewest Kickoff Return Yards, Season**

722 1992  
723 1982 (9 games)  
725 1973  
736 1968  
784 1990

**Most Kickoff Return Yards, Game**

251 at Miami Dec. 12, 1994  
245 at San Diego Oct. 15, 1967  
236 vs. Pittsburgh Nov. 10, 1985

**Highest Kickoff Return Average, Season**

\*29.91 (44-1,316) 2013  
27.64 (53-1,465) 1961  
26.59 (41-1,090) 1969  
25.81 (37-955) 1962

\*NFL RECORD



**Lowest Kickoff Return Average, Season**

16.52 (56-925) 1988  
 17.04 (46-784) 1990  
 17.20 (54-929) 1983

**Most Kickoff Return Touchdowns, Season**

2 1987, 1995, 2003, 2004, 2013  
 1 1961, 1963, 1967, 1969, 1986, 1994, 1996, 1997, 2002, 2005, 2009

**Most Kickoff Return Touchdowns, Game**

1 22 times; Last vs. St. Louis Oct. 26, 2014

**Most Turnovers, Season**

47 1977  
 46 1981  
 41 1965, 1987, 1989  
 40 1964

**Fewest Turnovers, Season**

7 2016  
 \*12 1982 (9 games)  
 14 2010  
 15 2002, 2015  
 17 2014  
 18 2003, 2013  
 19 1990  
 \*NFL RECORD

---

**Fumbles**

---

**Most Fumbles, Season**

42 1980

**Fewest Fumbles, Season**

\*7 2002, 2016  
 13 1982 (9 games), 2003  
 15 2010  
 16 2015  
 17 1995, 1996, 2011  
 19 2001  
 \*NFL RECORD

**Most Fumbles, Game**

\*10 vs. Houston Oct. 12, 1969  
 \*NFL RECORD

**Most Fumbles, Both Teams, Game**

\*14 Kansas City (10) vs. Houston (4) Oct. 12, 1969  
 \*NFL RECORD

**Most Fumbles Lost, Season**

24 1981, 1987  
 21 1965, 1977

**Fewest Fumbles Lost, Season**

\*2 2002  
 4 1982 (9 games)  
 5 2016  
 6 2003, 2010  
 8 1967, 1991, 2008, 2015  
 9 1992, 1999, 2001  
 \*NFL RECORD

**Most Fumbles Lost, Game**

6 vs. Houston Oct. 12, 1969

**Most Turnovers, Game**

9 vs. Buffalo Oct. 17, 1965  
 9 vs. Pittsburgh Oct. 13, 1974  
 8 vs. San Diego Sept. 20, 1981

**Most Turnovers, Both Teams, Game**

16 Kansas City (7) vs. Houston (9) Oct. 12, 1969

---

**Penalties**

---

**Fewest Penalties, Season**

43 1982 (9 games)  
 52 1963  
 56 1964  
 61 1966

**Most Penalties, Season**

\*158 1998  
 127 1994  
 126 1999  
 122 1993, 1996  
 \*NFL RECORD

**Fewest Penalties, Game**

\*0 vs. Buffalo Oct. 2, 1966  
 0 vs. Oakland Dec. 8, 1974  
 1 24 times; Last at San Diego Dec. 29, 2013  
 \*NFL RECORD

**Most Penalties, Game**

17 at Seattle Nov. 8, 1998  
 15 vs. San Diego Sept. 20, 1998  
 14 at Atlanta Sept. 18, 1994  
 14 at Denver Oct. 17, 1994

**Fewest Penalties, Both Teams, Game**

1 Kansas City (0) vs. Buffalo (1) Oct. 2, 1966

\*1,304 1998

\*NFL Record

**Most Penalties, Both Teams, Game**

30 Kansas City (17) at Seattle (13) Nov. 8, 1998  
 27 Kansas City (12) at Oakland (15) Nov. 7, 2010  
 26 Kansas City (7) vs. San Diego (19) Oct. 16, 1997  
 26 Kansas City (11) vs. Oakland (15) Dec. 24, 2011  
 25 Kansas City (11) vs. Denver (14) Sept. 20, 1993  
 24 Kansas City (13) at L.A. Raiders (11) Oct. 9, 1983  
 24 Kansas City (12) vs. L.A. Raiders (12) Sept. 16, 1984  
 24 Kansas City (10) vs. L.A. Raiders (14) Dec. 13, 1987  
 24 Kansas City (14) at Atlanta (10) Sept. 18, 1994  
 24 Kansas City (14) at Denver (10) Oct. 17, 1994  
 24 Kansas City (15) vs. San Diego (9) Sept. 20, 1998  
 24 Kansas City (10) at Oakland (14) Oct. 23, 2011

**Fewest Yards Penalized, Season**

371 1982 (9 games)  
 515 1974  
 577 2006  
 602 2001  
 604 1964

**Most Yards Penalized, Season****Fewest Yards Penalized, Game**

0 vs. Buffalo Oct. 2, 1966  
 0 vs. Oakland Dec. 8, 1974  
 1 vs. San Diego Dec. 22, 2002  
 3 vs. Buffalo Sept. 11, 2011  
 5 11 times; Last at San Diego Dec. 29, 2013

**Most Yards Penalized, Game**

154 vs. Oakland Nov. 1, 1970  
 152 at Seattle Nov. 8, 1998  
 141 at San Diego Oct. 25, 1987

**Fewest Yards Penalized, Both Teams, Game**

10 Kansas City (10) vs. Boston (0) Nov. 17, 1968  
 10 Kansas City (0) vs. Oakland (10) Dec. 8, 1974  
 10 Kansas City (5) at Denver (5) Dec. 7, 2008

**Most Yards Penalized, Both Teams, Game**

259 KC (141) at San Diego (118) Oct. 25, 1987  
 258 KC (126) vs. L.A. Raiders (132) Sept. 16, 1984



## Scoring

### Fewest Points Allowed, Season

170	1968
177	1969
184	1982 (9 games)
192	1973
208	1971

### Lowest Scoring Average, Season

12.1	(170 in 14 games)	1968
12.6	(177 in 14 games)	1969
13.7	(192 in 14 games)	1973
14.5	(232 in 16 games)	1997
14.9	(208 in 14 games)	1971

### Most Points Allowed, Season

440	2008
435	2004
425	2012
424	2009

### Highest Scoring Average, Season

27.5	(440 in 16 games)	2008
27.2	(435 in 16 games)	2004
26.9	(376 in 14 games)	1976
26.6	(425 in 16 games)	2012
26.5	(424 in 16 games)	2009

### Most Points Allowed, Game

54	vs. Buffalo	Nov. 23, 2008
51	at Seattle	Nov. 27, 1983 (OT)
50	at Buffalo	Oct. 3, 1976
49	at Oakland	Nov. 5, 2000
49	at Denver	Nov. 14, 2010

### Most First-Half Points Allowed, Game

35	at San Diego	Oct. 25, 1987
35	at Denver	Nov. 14, 2010
34	vs. Seattle	Dec. 11, 1977
31	Seven times, last at Pittsburgh	Oct. 15, 2006

### Fewest First-Half Points Allowed, Season

74	1969
95	1982 (9 games)
97	1965
101	1973
103	1968

### Most First-Quarter Points Allowed, Season

101	1998
95	1976, 2012
93	2009
92	1997
88	1987

### Fewest First-Quarter Points Allowed, Season

29	1963, 1969
30	1973
32	1970
33	1965, 1966
37	1984

### Most First-Quarter Points Allowed, Game

31	at Buffalo	Sept. 13, 1962
22	at Pittsburgh	Oct. 2, 2016
21	at Denver	Nov. 16, 1986
21	at Denver	Nov. 14, 2010
17	vs. Oakland	Nov. 23, 1967
17	at Denver	Oct. 27, 1996
17	vs. Pittsburgh	Sept. 14, 2003
17	at Denver	Sept. 26, 2005
17	vs. San Diego	Sept. 30, 2012

### Most Second-Quarter Points Allowed, Season

152	2004
141	2008
135	1985
133	1999
127	1961, 1984

### Fewest Second-Quarter Points Allowed, Season

45	1969
55	1979, 1982 (9 games)
57	1968, 1992
59	1995
64	1965

### Most Second-Quarter Points Allowed, Game

28	vs. San Diego	Nov. 15, 1964
28	vs. Oakland	Oct. 16, 1966
28	at Baltimore	Dec. 21, 1980
28	at Seattle	Nov. 4, 1984
28	at Seattle	Sept. 11, 1988
24	at Oakland	Nov. 3, 1968

### Most Third-Quarter Points Allowed, Season

106	2008, 2012
103	2001
100	2009

98 1975  
95 2011

19 1969  
21 1971

**Fewest Third-Quarter Points Allowed, Season**

22 1971  
29 1995  
31 1982 (9 games)  
34 1974  
35 1973

**Most Touchdowns Allowed, Season**

53 2004  
51 1976  
49 2008  
48 2009  
47 2012

**Most Third-Quarter Points Allowed, Game**

28 at Houston Oct. 24, 1965  
22 at Boston Nov. 18, 1960  
21 Nine times; Last at Baltimore Sept. 13, 2009

**Most Touchdowns Allowed, Game**

7 at Buffalo Oct. 3, 1976  
7 at Oakland Nov. 5, 2000  
7 at Denver Nov. 14, 2010  
6 16 times; Last at Pittsburgh Oct. 2, 2016

**Most Fourth-Quarter Points Allowed, Season**

139 1961  
130 1983, 2002  
129 2004  
127 1976  
121 1985

**Most Shutouts, Season**

3 1960  
2 1967, 1969

**Fewest Fourth-Quarter Points Allowed, Season**

27 1968  
44 1997  
54 2013  
56 1973  
57 1960, 1962, 1981

**Most Consecutive Shutouts**

2 1960 Dec. 4-11, 1960

**Most Games Allowed 10 Points or Less, Season**

9 1968  
7 1969  
6 1973, 1979, 1990, 1995

**Most Fourth-Quarter Points Allowed, Game**

24 at New Orleans Sept. 8, 1985  
22 vs. Denver Nov. 1, 1964  
21 12 times; Last at San Diego Nov. 1, 2012

**Most Consecutive Games Allowed 10 Points or Less**

5 1968  
3 1960, 1968, 1995, 1997

**Most Second-Half Points Allowed, Game**

38 at Houston Oct. 24, 1965  
37\* at Seattle Nov. 27, 1983  
35 vs. San Diego Oct. 20, 1963  
35 vs. Pittsburgh Nov. 7, 1976  
31 at Miami Sept. 22, 1985  
31 at Miami Dec. 12, 1994  
31 vs. San Diego Nov. 24, 2013

\*Includes three in OT

**Largest Opponent Comeback Victories**

Opponent	Deficit	Final	Date
21 vs. Tampa Bay	24-3	27-30 (OT)	Nov. 2, 2008
18 vs. Philadelphia	24-6	31-37	Oct. 2, 2005
18 vs. San Diego	21-3	21-22	Dec. 14, 2008
17 at Houston	17-0	36-38	Oct. 24, 1965
17 vs. L.A. Raiders	17-0	17-24	Oct. 5, 1986
17 at Chicago	17-0	27-28	Nov. 13, 1977
17 at San Diego	34-17	37-38	Nov. 22, 1998
17 vs. Oakland	17-0	38-41 (OT)	Jan. 2, 2000

**Fewest Second-Half Points Allowed, Season**

67 1968  
89 1982 (9 games)  
91 1973, 1997  
96 1971  
101 1972

---

**First Downs**

---

**Fewest First Downs Allowed, Season**

170 1982 (9 games)  
181 1969  
200 1965  
204 1964

**Fewest Touchdowns Allowed, Season**

18 1968

**Most First Downs Allowed, Season**

367 2002  
 344 1987, 2008  
 336 1985  
 335 1984

**Fewest First Downs Allowed, Game**

5 vs. Oakland Dec. 7, 1997  
 6 at Boston Sept. 21, 1969  
 6 vs. Boston Oct. 11, 1970  
 6 at Chicago Dec. 29, 1990  
 7 10 times; Last at Washington Oct. 18, 2009

**Most First Downs Allowed, Game**

35 vs. San Diego Oct. 19, 1986  
 34 at Denver Nov. 18, 1974  
 34 at Cleveland Oct. 30, 1977

**Fewest Rushing First Downs Allowed, Season**

52 1968  
 53 1969  
 67 1965

**Most Rushing First Downs Allowed, Season**

169 1977  
 162 1988  
 149 1975

**Fewest Rushing First Downs Allowed, Game**

\*0 vs. Houston Dec. 4, 1960  
 0 vs. Buffalo Dec. 3, 1967  
 0 at Denver Oct. 3, 1971  
 0 at Oakland Dec. 3, 1995  
 0 vs. Oakland Dec. 7, 1997  
 0 vs. St. Louis Dec. 8, 2002  
 0 vs. N.Y. Jets Sept. 11, 2005  
 1 19 times; Last vs. Oakland Dec. 24, 2011  
 \*NFL RECORD

**Most Rushing First Downs Allowed, Game**

21 vs. Pittsburgh Nov. 7, 1976  
 20 at Oakland Dec. 28, 2002  
 19 at Cleveland Oct. 30, 1977

**Fewest Passing First Downs Allowed, Season**

92 1982 (9 games)  
 95 1973  
 111 1969, 1970

**Most Passing First Downs Allowed, Season**

227 2002  
 202 2000  
 195 2008

193 2015  
 192 1984  
 190 2004

**Fewest Passing First Downs Allowed, Game**

\*0 at Houston Oct. 9, 1988  
 0 vs. San Diego Sept. 20, 1998  
 2 8 times; Last at Denver Jan. 1, 2012  
 \*NFL RECORD

**Most Passing First Downs Allowed, Game**

25 at Denver Nov. 18, 1974  
 25 at Denver Nov. 14, 2010  
 22 at Cincinnati Dec. 6, 1987  
 22 vs. Philadelphia Oct. 2, 2005

**Fewest Penalty First Downs Allowed, Season**

9 1982 (9 games)  
 11 1964  
 13 1980

**Most Penalty First Downs Allowed, Season**

\*56 1998  
 40 2004  
 36 1993  
 34 2015  
 33 1987  
 \*NFL RECORD

**Most Penalty First Downs Allowed, Game**

7 2 times; Last N.Y. Jets Dec. 11, 2011  
 6 8 times; Last at New Orleans Nov. 14, 2004

---

**Net Yards Allowed Passing and Rushing**


---

**Fewest Yards Allowed, Season**

2,733 1982 (9 games)  
 3,163 1969  
 3,575 1973  
 3,667 1970  
 3,749 1965

**Most Yards Allowed, Season**

6,291 2008  
 6,248 2002  
 6,211 2009  
 6,037 2004  
 5,885 2013

**Fewest Yards Allowed, Game**

89 vs. Seattle Dec. 24, 1995

91 vs. Houston Oct. 12, 1969  
 93 vs. Oakland Dec. 7, 1997  
 100 at Boston Sept. 21, 1969  
 105 vs. Boston Dec. 14, 1963  
 105 vs. Boston Oct. 11, 1970

**Most Yards Allowed, Game**

563 vs. Houston Dec. 16, 1990  
 542 at N.Y. Jets Oct. 2, 1988 (OT)  
 542 at Tennessee Dec. 13, 2004  
 539 at Oakland Nov. 3, 1968  
 539 vs. Oakland Oct. 3, 1977  
 535 vs. Denver Dec. 1, 2013

**Fewest Plays Allowed, Season**

556 1982 (9 games)  
 808 1969  
 813 1971

**Most Plays Allowed, Season**

1,159 1984  
 1,126 1985  
 1,102 1981

**Fewest Plays Allowed, Game**

39 vs. Houston Oct. 22, 1967  
 39 vs. Oakland Dec. 7, 1997  
 40 vs. Cincinnati Oct. 13, 1968  
 40 at Boston Sept. 21, 1969

**Most Plays Allowed, Game**

97 at N.Y. Jets Oct. 2, 1988 (OT)  
 95 vs. San Diego Oct. 19, 1986  
 91 vs. Chicago Nov. 8, 1981

---

**Rushing**

---

**Fewest Rushing Attempts Allowed, Season**

279 1982 (9 games)  
 316 1969  
 343 1967

**Most Rushing Attempts Allowed, Season**

634 1977  
 609 1988  
 601 1978

**Fewest Rushing Attempts Allowed, Game**

9 at Oakland Dec. 5, 2004  
 11 at New Orleans Sept. 4, 1994  
 11 at Oakland Dec. 3, 1995

12 at N.Y. Jets Nov. 27, 1966  
 12 at Seattle Nov. 28, 2010

**Most Rushing Attempts Allowed, Game**

65 at Buffalo Oct. 29, 1973  
 62 at Tampa Bay Dec. 16, 1979  
 61 at Oakland Dec. 8, 1973  
 61 vs. Chicago Nov. 8, 1981

**Fewest Rushing Yards Allowed, Season**

980 1960  
 1,066 1982 (9 games)  
 1,091 1969

**Fewest Rushing Yards Per Game Allowed, Season**

70.0 (980 in 14 games) 1960  
 77.9 (1,091 in 14 games) 1969  
 82.9 (1,327 in 16 games) 1995

**Most Rushing Yards Allowed, Season**

2,971 1977  
 2,861 1976  
 2,712 1975

**Most Rushing Yards Per Game Allowed, Season**

211.8 (2,971 in 14 games) 1977  
 204.4 (2,861 in 14 games) 1976  
 193.7 (2,712 in 14 games) 1975

**Fewest Rushing Yards Allowed, Game**

-27 vs. Houston Dec. 4, 1960  
 3 at San Diego Nov. 19, 1961  
 8 at Oakland Dec. 3, 1995

**Most Rushing Yards Allowed, Game**

351 vs. Cleveland Dec. 20, 2009  
 332 vs. Tennessee Oct. 19, 2008  
 330 vs. Pittsburgh Nov. 7, 1976  
 322 at Cleveland Oct. 30, 1977  
 300 vs. Oakland Sept. 14, 2008

**Fewest Individual 100-Yard Games Allowed, Season**

0 1960, 1969, 1971, 1981, 1995

**Most Individual 100-Yard Games Allowed, Season**

9 2003  
 8 1976, 1977, 2007

**Fewest Rushing Touchdowns Allowed, Season**

4 1968  
 6 1969, 1971  
 7 1982 (9 games), 1995, 2013, 2015

**Most Rushing Touchdowns Allowed, Season**

25	2008
24	1975, 1976
23	1977, 1988

**Most Rushing Touchdowns Allowed, Game**

5	vs. Pittsburgh	Nov. 7, 1976
5	at Denver	Dec. 7, 2003
4	6 times; Last vs Tennessee	Oct. 19, 2008

---

**Passing**

---

**Fewest Pass Attempts Allowed, Season**

262	1982 (9 games)
324	1973
325	1975
333	1977

**Most Pass Attempts Allowed, Season**

616	2002
607	2015
596	1995
592	2013
586	1984

**Fewest Pass Attempts Allowed, Game**

8	vs. Denver	Nov. 13, 2011
9	at N.Y. Jets	Nov. 7, 1971
9	vs. Oakland	Dec. 8, 1974
10	vs. L.A. Raiders	Sept. 16, 1973
10	at San Diego	Dec. 18, 1988

**Most Pass Attempts Allowed, Game**

65	vs. San Diego	Oct. 19, 1986
61	vs. Seattle	Sept. 29, 1985
60	at Oakland	Oct. 5, 1980

**Fewest Pass Completions Allowed, Season**

155	1982 (9 games)
157	1973
175	1977
186	1972, 1975
195	1970

**Most Pass Completions Allowed, Season**

403	2002
348	2008
349	2015
334	2013
332	1985, 2003

**Fewest Pass Completions Allowed, Game**

1	vs. San Diego	Sept. 20, 1998
2	vs. Denver	Nov. 13, 2011
3	vs. Houston	Oct. 22, 1967
3	at N.Y. Jets	Nov. 7, 1971
3	vs. Oakland	Dec. 8, 1974
4	at San Diego	Nov. 2, 1986
4	at Houston	Oct. 9, 1988

**Most Pass Completions Allowed, Game**

39	at New England	Sept. 22, 2002
37	vs. San Diego	Dec. 22, 1985
37	vs. San Diego	Oct. 19, 1986
37	vs. New Orleans	Oct. 23, 2016
35	vs. Oakland	Oct. 27, 2002
34	vs. L.A. Raiders	Sept. 12, 1985
34	vs. San Diego	Dec. 14, 2008

**Fewest Passing Yards Allowed, Season**

1,619	1973
1,667	1982 (9 games)
1,942	1973
2,010	1970

**Most Passing Yards Allowed, Season**

4,203	2004
4,181	2002
3,988	2015
3,962	2013
3,777	2010
3,748	2008

**Fewest Passing Yards Allowed, Game**

-19	vs. San Diego	Sept. 20, 1998
9	vs. N.Y. Jets	Nov. 7, 1971
12	vs. Oakland	Dec. 8, 1974

**Most Passing Yards Allowed, Game**

499	vs. Houston	Dec. 16, 1990
472	vs. Indianapolis	Oct. 31, 2004
469	at Oakland	Nov. 3, 1968

**Fewest Individual 300-Yard Games Allowed, Season**

0	1962, 1970, 1971, 1972, 1973, 1974, 1977, 1978, 1988, 2000
---	--

**Most Individual 300-Yard Games Allowed, Season**

8	2002
---	------

**Fewest Passing Touchdowns Allowed, Season**

10	1969
----	------



11 1971, 1973  
12 1982 (9 games), 1988

137 2009

---

**Most Passing Touchdowns Allowed, Season**

32 2004  
29 2012  
27 2002  
25 1964, 1976, 1980, 1987, 2000, 2005, 2009, 2013, 2015  
24 1999

**Most Passing Touchdowns Allowed, Game**

5 vs. Indianapolis Oct. 31, 2004  
5 at Denver Nov. 14, 2010  
5 vs. Denver Dec. 1, 2013  
5 at Green Bay Sept. 28, 2015  
5 at Pittsburgh Oct. 2, 2016  
4 16 times; Last at Detroit Sept. 18, 2011

---

**Sacks**

---

**Most Seasons Leading League**

4 1960, 1965, 1969, 1990

**Most Sacks, Season**

60 1990  
54 1997  
51 2000  
50 1984, 1992

**Fewest Sacks, Season**

\*10.0 2008  
15 1982 (9 games)  
22 1976, 2009  
23 1988  
\*NFL RECORD

**Most Sacks, Game**

11 vs. Cleveland Sept. 30, 1984  
10 vs. Oakland Sept. 6, 1998  
9 at Buffalo Nov. 2, 1969  
9 vs. Seattle Nov. 11, 1990  
9 vs. Oakland Oct. 13, 2013

**Most Opponents Yards Lost Attempting to Pass, Season**

439 1968

**Fewest Opponents Yards Lost Attempting to Pass, Season**

62 2008  
120 1982 (9 games)

---

**Interceptions By**

---

**Most Consecutive Seasons Leading League**

5 1966-70

**Most Passes Intercepted By, Season**

37 1968  
33 1966  
32 1960, 1962, 1969

**Fewest Passes Intercepted By, Season**

7 2012  
11 1987  
12 1982 (9 games), 1994

**Most Passes Intercepted By, Game**

7 at San Diego Dec. 8, 1968  
6 8 times; Last vs. New York Jets Sept. 25, 2016

**Most Consecutive Games, One or More Interceptions By**

23 1967-69  
18 1966-67  
16 1982-83

**Most Yards Returning Interceptions, Season**

596 1969  
578 1967  
567 1986

**Fewest Yards Returning Interceptions, Season**

119 2012  
124 2006  
140 1987

**Most Yards Returning Interceptions, Game**

188 vs. N.Y. Titans Dec. 17, 1961  
162 at Oakland Dec. 6, 2015  
142 vs. L.A. Raiders Oct. 28, 1991  
136 vs. Seattle Dec. 11, 1977

**Most Touchdowns Returning Interceptions, Season**

6 1992  
5 1972, 1974, 1999, 2013  
4 1960, 1967, 1986, 1997, 2015

**Most Touchdowns Returning Interceptions, Game**

2 vs. N.Y. Titans Dec. 17, 1961  
2 at Denver Oct. 1, 1972

2	at Denver	Dec. 19, 1982	47.6	2011
2	vs. San Diego	Oct. 19, 1986	46.8	2012
2	vs. Denver	Dec. 27, 1992	46.6	2013
2	at Baltimore	Oct. 21, 1999	45.7	2005
2	at Denver	Jan. 3, 2010	45.2	2010
2	at Oakland	Oct. 23, 2011		

**Most Touchdowns Returning Interceptions, Both Teams, Game**

*4	Kansas City (0) at Seattle (4)	Nov. 4, 1984
3	Kansas City (2) vs. San Diego (1)	Oct. 19, 1986

\*NFL RECORD

---

**Opponents Interceptions**

---

**Most Yards, Interception Returns Opponents, Season**

688 1984

**Most Yards Interception Returns, Opponent, Game**

\*325 at Seattle Nov. 4, 1984  
\*NFL RECORD

**Most Touchdowns Returning Interceptions Opponents, Season**

7 1984

**Most Touchdowns Returning Interceptions Opponent, Game**

\*4 at Seattle Nov. 4, 1984  
\*NFL RECORD

---

**Punting**

---

**Most Opponents Punts, Season**

102 1995  
98 1999  
94 1969

**Fewest Opponents Punts, Season**

38 1982 (9 games)  
50 2008  
55 1962

**Lowest Opponents Average Distance, Season**

37.0 1986, 1990  
38.6 1982 (9 games)  
38.9 1981

**Highest Opponents Average Distance, Season**

**Most Opponents Punts Blocked, Season**

6 1990  
4 1986  
3 1963, 1982  
2 1966, 1979, 1980, 1989, 1997, 2001, 2002, 2006

**Most Opponents Punts Blocked, Game**

3 vs. Denver Dec. 8, 1963  
2 at Seattle Sept. 30, 1979  
2 vs. Cleveland Sept. 30, 1990

---

**Punt Returns**

---

**Most Opponents Punt Returns, Season**

60 1984  
55 1974, 1976  
54 1983

**Most Opponents Punt Returns, Game**

9 at Cincinnati Nov. 24, 1974

**Fewest Punt Return Yards Allowed, Season**

170 2015  
179 2005  
190 1991  
219 1962  
220 1968

**Most Punt Return Yards Allowed, Season**

702 1977  
634 1974  
572 1986

**Most Punt Return Yards Allowed, Game**

170 at San Diego Sept. 26, 1965

**Lowest Punt Return Average Allowed, Season**

6.37 (46-293) 1981  
6.43 (49-315) 1979  
6.47 (38-246) 2013

**Highest Punt Returns Average Allowed, Season**

15.36 (22-338) (9 games) 1982  
14.93 (29-433) 1965  
14.04 (50-702) 1977

---

**Most Punt Returns Touchdowns Allowed, Season**

2 1982, 1990, 2004, 2012

---

---

**Kickoff Returns**

---

**Fewest Opponents Kickoff Returns, Season**

25 2011  
27 2012  
40 1973, 2013  
42 1982 (9 games)  
43 1972, 2013

**Most Opponents Kickoff Returns, Season**

88 2002  
87 2003  
85 2004  
84 1966

**Fewest Kickoff Return Yards Allowed, Season**

605 2011  
690 2012  
794 1982 (9 games)  
958 1977

**Most Kickoff Return Yards Allowed, Season**

2,053 2005  
2,045 1966  
2,043 2003  
1,908 2004  
1,880 2002

**Most Kickoff Return Yards Allowed, Game**

289 at Denver Sept. 7, 1963  
278 vs. Cleveland Dec. 20, 2009

**Lowest Kickoff Return Average Allowed, Season**

17.17 (81-1,391) 1990  
18.00 (71-1,278) 1986  
18.80 (64-1,203) 1992

**Highest Kickoff Return Average Allowed, Season**

25.78 (40-1,031) 1973  
25.56 (27-690) 2012  
25.37 (54-1,370) 1974

**Most Kickoff Return Touchdowns Allowed, Season**

2 1988  
2 1989  
2 2009

---

**Blocked Field Goals**

---

**Most Blocked Field Goals, Season**

6 1960  
5 1966  
4 1962, 1965, 1973  
3 1963, 1967, 1996  
2 1982 (9 games), 1986, 1992, 1993, 2003

**Most Blocked Field Goals, Game**

3 at San Diego Oct. 15, 1967  
2 vs. Buffalo Dec. 18, 1960  
2 at Oakland Nov. 3, 1963  
2 at Oakland Sept. 18, 1966  
2 at San Diego Oct. 15, 1967  
2 at Green Bay Oct. 4, 1973  
2 at San Diego Oct. 17, 1993  
2 at San Diego Nov. 30, 2003

---

**Fumbles**

---

**Fewest Opponents Fumbles, Season**

16 1971  
18 1984, 2011  
19 2000, 2012, 2015

**Fewest Opponents Fumbles Recovered, Season**

6 2011, 2012  
7 1971, 2015  
8 1966, 2004, 2007  
9 2010  
10 1982 (9 games), 1996

**Most Opponents Fumbles, Season**

42 1981  
40 1975  
39 1977

**Most Opponents Fumbles Recovered, Season**

26 1994  
25 1990  
23 1977

---

**Turnovers**

---

**Fewest Opponents Turnovers, Season**

13 2012  
21 2004  
22 1982 (9 games), 2007

23 2010  
26 2001, 2011

**Most Opponents Turnovers, Season**

51 1983  
49 1962, 1968, 1986

**Most Opponents Turnovers, Game**

9 vs. Houston Oct. 28, 1962  
9 vs. Houston Oct. 12, 1969  
9 vs. St. Louis Oct. 2, 1983

**Best Turnover Ratio, Season**

26 (45 takes/19 gives) 1990  
22 (49 takes/27 gives) 1968  
21 (45 takes/21 gives) 1999  
18 (49 takes/31 gives) 1962  
18 (39 takes/21 gives) 1992  
18 (36 takes/18 gives) 2013

**Worst Turnover Ratio, Season**

-24 (13 takes/37 gives) 2012  
-13 (28 takes/41 gives) 1987  
-11 (22 takes/33 gives) 2007  
-8 (33 takes/41 gives) 1965  
-8 (33 takes/41 gives) 1989



## Single Game

### Pass Attempts (All 50+)

58	Mark Hermann, San Diego	Dec. 22, 1985
56	Kyle Orton, Denver	Jan. 3, 2010
55	Rich Gannon, Oakland	Oct. 27, 2002
54	Steve DeBerg, Tampa Bay	Oct. 28, 1984
54	Tom Brady, New England	Sept. 22, 2002
52	Jim Plunkett, Oakland	Oct. 5, 1980
50	Brian Griese, Denver	Oct. 20, 2002

### Pass Completions (All 30+)

39	Tom Brady, New England	Sept. 22, 2002
37	Mark Hermann, San Diego	Dec. 22, 1985
37	Drew Brees, New Orleans	Oct. 23, 2016
35	Rich Gannon, Oakland	Oct. 27, 2002
34	Jim Plunkett, Oakland	Sept. 12, 1985
34	Philip Rivers, San Diego	Dec. 14, 2008
33	Drew Bledsoe, New England	Dec. 4, 2000
33	Donovan McNabb, Philadelphia	Oct. 2, 2005
32	Jay Cutler, Denver	Dec. 7, 2008
32	Ben Roethlisberger, Pittsburgh	Nov. 22, 2009
32	Kyle Orton, Denver	Jan. 3, 2010
31	Jim Zorn, Seattle	Sept. 27, 1981
31	Rich Gannon, Oakland	Sept. 9, 2001
31	Marc Bulger, St. Louis	Nov. 5, 2006
31	Jeff Garcia, Tampa Bay	Nov. 2, 2008
31	Derek Carr, Oakland	Dec. 6, 2015
30	Dan Fouts, San Diego	Oct. 14, 1984
30	Tony Romo, Dallas	Sept. 15, 2013

### Passing Yards (All 400+)

527	Warren Moon, Houston	Dec. 16, 1990
472	Peyton Manning, Indianapolis	Oct. 31, 2004
445	Charley Johnson, Denver	Nov. 18, 1974
431	Kyle Orton, Denver	Jan. 3, 2010
426	Billy Volek, Tennessee	Dec. 13, 2004
413	Pete Beathard, Houston	Sept. 9, 1968
410	Tom Brady, New England	Sept. 22, 2002
403	Peyton Manning, Denver	Dec. 1, 2013
400	John Elway, Denver	Dec. 6, 1998

### Touchdown Passes

5	George Blanda, Houston	Oct. 24, 1965
5	Peyton Manning, Indianapolis	Oct. 31, 2004
5	Peyton Manning, Denver	Dec. 1, 2013
5	Aaron Rodgers, Green Bay	Sept. 28, 2015
5	Ben Roethlisberger, Pittsburgh	Oct. 2, 2016

### Interceptions Thrown

6	John Hadl, San Diego	Dec. 8, 1968
6	Ryan Fitzpatrick, N.Y. Jets	Sept. 25, 2016
5	George Blanda, Houston	Oct. 28, 1962
5	John Hadl, San Diego	Dec. 16, 1962
5	Babe Parilli, Boston	Dec. 14, 1963
5	George Blanda, Houston	Oct. 4, 1964
5	Pete Beathard, Houston	Oct. 12, 1969
5	Marty Domres, San Diego	Nov. 9, 1969
5	Alan Pastrana, Denver	Dec. 6, 1970
5	James Harris, San Diego	Nov. 26, 1978
5	Jim Plunkett, Oakland	Oct. 5, 1980
5	Jim Zorn, Seattle	Nov. 9, 1980
5	Dave Krieg, Seattle	Dec. 9, 1984
5	John Elway, Denver	Dec. 14, 1985

### Long Pass (All 80+)

90	N. Johnson to R. Upchurch, Denver	Sept. 21, 1975
89	J. Kemp to E. Dubenion, Buffalo	Oct. 13, 1963
87	S. McNair to M. Clayton, Baltimore	Dec. 10, 2006
87	M. Hasselbeck to B. Obomanu, SEA	Nov. 28, 2010
82	J. Lee to A. Denson, Denver	Nov. 1, 1964
82	D. Lamonica to F. Biletnikoff, Oakland	Nov. 3, 1968
82	B. Griese to S. Sharpe, Denver	Oct. 20, 2002
80	J. Lee to B. Groman	Oct. 22, 1961
80	S. Wyche to B. Trumpy	Sept. 28, 1969

### Pass Receptions

16	Troy Brown, New England	Sept. 22, 2002
14	Kellen Winslow, San Diego	Dec. 11, 1983
14	Jabar Gaffney, Denver	Jan. 3, 2010
13	Joe Washington, Baltimore	Sept. 2, 1979
13	Terrance Mathis, Atlanta	Sept. 18, 1994
13	Tim Brown, Oakland	Oct. 27, 2002
13	Steven Jackson, St. Louis	Nov. 5, 2006

### Receiving Yards (All 200+)

250	Miles Austin, Dallas	Oct. 11, 2009
245	Haywood Jeffires, Houston	Dec. 16, 1990
233	Drew Bennett, Tennessee	Dec. 13, 2004
232	Lance Alworth, San Diego	Oct. 20, 1963
214	Shannon Sharpe, Denver	Oct. 20, 2002
213	Jabar Gaffney, Denver	Jan. 3, 2010
203	Don Maynard, N.Y. Jets	Sept. 15, 1968

### Touchdown Receptions

4	Eric Decker, Denver	Dec. 1, 2013
3	Bob Chandler, Buffalo	Oct. 3, 1976
3	Kellen Winslow, San Diego	Dec. 11, 1983
3	Shannon Sharpe, Denver	Dec. 12, 1993
3	Drew Bennett, Tennessee	Dec. 13, 2004
3	Antonio Gates, San Diego	Oct. 30, 2005
3	Randall Cobb, Green Bay	Sept. 28, 2015

**Rushing Attempts**

39	O.J. Simpson, Buffalo	Oct. 29, 1973
39	Ricky Bell, Tampa Bay	Dec. 16, 1979
39	Marion Butts, San Diego	Dec. 17, 1989

**Rushing Yards (All 200+)**

286	Jerome Harrison, Cleveland	Dec. 20, 2009
220	Tiki Barber, N.Y. Giants	Dec. 17, 2005
218	Clinton Portis, Denver	Dec. 7, 2003
217	Gary Anderson, San Diego	Dec. 18, 1988
214	Greg Pruitt, Cleveland	Dec. 14, 1975
207	Curt Warner, Seattle	Nov. 27, 1983 (OT)

**Rushing Touchdowns**

5	Clinton Portis, Denver	Dec. 7, 2003
3	Jon Keyworth, Denver	Nov. 18, 1974
3	Greg Pruitt, Cleveland	Dec. 14, 1975
3	Pete Banaszak, Oakland	Dec. 21, 1975
3	Walter Payton, Chicago	Nov. 13, 1977
3	Curt Warner, Seattle	Nov. 27, 1983 (OT)
3	Marcus Allen, L.A. Raiders	Nov. 25, 1990
3	Rodney Hampton, N.Y. Giants	Dec. 19, 1992
3	Terrell Davis, Denver	Dec. 6, 1998
3	Curtis Martin, N.Y. Jets	Nov. 11, 2001
3	Clinton Portis, Denver	Dec. 15, 2002
3	Onterio Smith, Minnesota	Dec. 20, 2003
3	Michael Pittman, Tampa Bay	Nov. 7, 2004
3	Michael Turner, Atlanta	Sept. 21, 2008
3	LenDale White, Tennessee	Oct. 19, 2008
3	Jerome Harrison, Cleveland	Dec. 20, 2009
3	Jeremy Hill, Cincinnati	Oct. 4, 2015

**Long Run (All 80+)**

87	Paul Lowe, San Diego	Sept. 10, 1961
85	LaDainian Tomlinson, San Diego	Dec. 17, 2006
80	LenDale White, Tennessee	Oct. 19, 2008

**Total Touchdowns**

5	Clinton Portis, Denver	Dec. 7, 2003
4	Clinton Portis, Denver	Dec. 15, 2002
4	Eric Decker, Denver	Dec. 1, 2013

**Interceptions Made**

4	Deltha O'Neal, Denver	Oct. 7, 2001
3	David Fulcher, Cincinnati	Oct. 1, 1989

**Long Interception Return (All 100+)**

102	Marcus Coleman, Houston	Sept. 26, 2004
101	Tony Greene, Buffalo	Oct. 3, 1976
100	Speedy Duncan, San Diego	Oct. 15, 1967

**Long Punt Return**

95	Johnny Bailey, Chicago	Dec. 29, 1990
----	------------------------	---------------

**Long Kickoff Return (All 100+)**

103	Joshua Cribbs, Cleveland	Dec. 20, 2009
100	Nemiah Wilson, Denver	Oct. 8, 1966
100	Joshua Cribbs, Cleveland	Dec. 20, 2009

**Long Punt (All 80+)**

83	Chris Norman, Denver	Sept. 23, 1984
82	Paul Maguire, San Diego	Nov. 5, 1961

**Long Field Goal (All 55+)**

57	Sebastian Janikowski, Oakland	Dec. 16, 2012
56	Sebastian Janikowski, Oakland	Sept. 14, 2008
56	Matt Prater, Denver	Sept. 28, 2008
55	John Kasay, Seattle	Jan. 2, 1994
55	Kris Brown, Pittsburgh	Oct. 14, 2001
55	Sebastian Janikowski, Oakland	Nov. 25, 2007
55	Nate Kaeding, San Diego	Nov. 29, 2009

**Times Sacked (All 10.0+)**

11	Paul McDonald, Cleveland	Sept. 30, 1984
10	Jeff George, Oakland	Sept. 6, 1998

**Touchdowns On Interception Returns**

2	Dave Brown, Seattle	Nov. 4, 1984
---	---------------------	--------------

**Fumbles**

6	Dave Krieg, Seattle	Nov. 5, 1989
---	---------------------	--------------

# Playoff Individual



The following individual records relate solely to service with the Kansas City Chiefs. They include National Football League regular-season statistics only - with the exception of those single-game records marked by "\*" or "\*\*".

## Service

### Most Games Played, Career

10	John Alt	1984-96
10	Tim Grunhard	1990-00
10	Dave Szott	1990-00
10	Derrick Thomas	1989-99
9	Dan Saleaumua	1989-96
9	Tracy Simien	1991-97
9	Neil Smith	1988-96
8	Len Dawson	1962-75
8	Jonathan Hayes	1985-93
8	Nick Lowery	1980-93
8	Johnny Robinson	1960-71
8	Kevin Ross	1984-93, '97
8	Jim Tyrer	1961-73
8	Jerrel Wilson	1963-77
8	Will Shields	1993-06

## Scoring

### Most Points, Career

37	Nick Lowery (8 games - 8 FGs, 13 PATs)	1980-93
35	Jan Stenerud (5 games - 9 FGs, 8 PATs)	1967-79
20	Cairo Santos (2 games - 5 FGs, 5 PATs)	2014-15
18	Mike Garrett (6 games - 3 TDs)	1966-70
18	Marcus Allen (6 games - 3 TDs)	1993-97
18	Knile Davis (3 games - 3 TDs)	2013-15

### Most Points, Game

14	Ryan Succop at Indianapolis	Jan. 4, 2014
12	Abner Haynes vs. Houston	Dec. 23, 1962
12	Mike Garrett at Buffalo	Jan. 1, 1967
12	Ed Podolak vs. Miami	Dec. 25, 1971
12	Dante Hall vs. Indianapolis	Jan. 11, 2004
12	Priest Holmes vs. Indianapolis	Jan. 11, 2004
12	Knile Davis at Indianapolis	Jan. 4, 2014
12	Cairo Santos at Houston	Jan. 9, 2016
11	Jan Stenerud vs. Minnesota	Jan. 11, 1970

### Most Touchdowns, Career

3	Marcus Allen (6 games)	1993-97
3	Mike Garrett (6 games)	1966-70
3	Knile Davis (2 games)	2013-15

### Most Touchdowns, Game

2	Abner Haynes vs. Houston	Dec. 23, 1962
2	Mike Garrett at Buffalo	Jan. 1, 1967
2	Ed Podolak vs. Miami	Dec. 25, 1971
2	Dante Hall vs. Indianapolis	Jan. 11, 2004
2	Priest Holmes vs. Indianapolis	Jan. 11, 2004
2	Knile Davis at Indianapolis	Jan. 4, 2014

### Most Points After Touchdown, Career

13	Nick Lowery (8 games - 14 Att.)	1980-93
8	Jan Stenerud (5 games - 8 Att.)	1967-79
6	Ryan Succop (2 games - 6 Att.)	2009-13
5	Mike Mercer (2 games - 5 Att.)	1966
5	Cairo Santos (2 games - 5 Att.)	2014-15

### Most Points After Touchdown, Game

5	Ryan Succop at Indianapolis (5 Att.)	Jan. 4, 2014
4	Mike Mercer at Buffalo (4 Att.)	Jan. 1, 1967
4	Nick Lowery at Houston (4 Att.)	Jan. 16, 1994
4	Morten Andersen vs. IND (4 Att.)	Jan. 11, 2004

### Most Points After Touchdown, No Misses, Career

8	Jan Stenerud (5 games)	
---	------------------------	--

### Most Field Goals Attempted, Career

17	Jan Stenerud (5 games - 17 Att.)	1967-79
12	Nick Lowery (8 games - 12 Att.)	1980-93

### Most Field Goals Attempted, Game

5	Jan Stenerud vs. N.Y. Jets	Dec. 20, 1969
4	Nick Lowery vs. Miami	Jan. 5, 1991
4	Jan Stenerud vs. Miami	Dec. 25, 1971

### Most Field Goals, Career

9	Jan Stenerud (5 games - 17 Att.)	1967-79
8	Nick Lowery (8 games - 12 Att.)	1980-93

### Most Field Goals, Game

3	Jan Stenerud vs. Minnesota	Jan. 11, 1970
3	Nick Lowery at Miami	Jan. 5, 1991
3	Ryan Succop at Indianapolis	Jan. 4, 2014
3	Cairo Santo at Houston	Jan. 9, 2016

### Longest Field Goal

49	Cairo Santos at Houston	Jan. 9, 2016
49	Cairo Santos at Houston	Jan. 9, 2016
48	Jan Stenerud vs. Minnesota	Jan. 11, 1970
43	Ryan Succop at Indianapolis	Jan. 4, 2014
42	Ryan Succop at Indianapolis	Jan. 4, 2014



38	Nick Lowery at Miami	Jan. 5, 1991
32	Mike Mercer at Buffalo	Jan. 1, 1967
32	Jan Stenerud vs. Minnesota	Jan. 11, 1970
32	Nick Lowery vs. Pittsburgh	Jan. 8, 1994

### Most Rushing Touchdowns, Game

2	Mike Garrett at Buffalo	Jan. 1, 1967
2	Priest Holmes vs. Indianapolis	Jan. 11, 2004

---

## Rushing

---

### Most Rushing Attempts, Career

100	Marcus Allen (6 games)	1993-97
61	Mike Garrett (6 games)	1966-70
59	Barry Word (4 games)	1990-92
51	Wendell Hayes (5 games)	1968-74
41	Curtis McClinton (3 games)	1962-69

### Most Rushing Attempts, Game

33	Barry Word vs. L.A. Raiders	Dec. 28, 1991
24	Curtis McClinton vs. Houston	Dec. 23, 1962
24	Priest Holmes vs. Indianapolis	Jan. 11, 2004
22	Wendell Hayes vs. Miami	Dec. 25, 1971
21	Marcus Allen vs. Pittsburgh	Jan. 8, 1994
21	Marcus Allen vs. Indianapolis	Jan. 7, 1996

### Most Rushing Yards Gained, Career

386	Marcus Allen (6 games)	1993-97
208	Wendell Hayes (5 games)	1968-74
197	Barry Word (4 games)	1990-92
186	Mike Garrett (6 games)	1966-70
176	Priest Holmes (1 game)	2001-07

### Most Rushing Yards Gained, Game

176	Priest Holmes vs. Indianapolis	Jan. 11, 2004
130	Barry Word vs. L.A. Raiders	Dec. 28, 1991
100	Wendell Hayes vs. Miami	Dec. 25, 1971
94	Marcus Allen vs. Indianapolis	Jan. 7, 1996
85	Ed Podolak vs. Miami	Dec. 25, 1971

### Most Games, 100 or More Rushing Yards, Career

1	Wendell Hayes (5 games)	1968-74
1	Barry Word (3 games)	1990-92
1	Priest Holmes (1 game)	2001-07

### Longest Run From Scrimmage

48	Priest Holmes vs. Indianapolis	Jan. 11, 2004
41	Jamaal Charles vs. Baltimore	Jan. 9, 2011
33	Jack Spikes vs. Houston	Dec. 23, 1962
32	Ed Podolak vs. Miami	Dec. 25, 1971
26	Christian Okoye at Miami	Jan. 5, 1991

### Most Rushing Touchdowns, Career

3	Marcus Allen (6 games)	1993-97
3	Mike Garrett (6 games)	1966-70

---

## Passing

---

### Most Passes Attempted, Career

188	Len Dawson (8 games)	1962-75
141	Joe Montana (4 games)	1993-94
118	Alex Smith (3 games)	2013-15
64	Dave Krieg (4 games)	1992-93
54	Trent Green (2 games)	2001-06
53	Steve DeBerg (3 games)	1988-91

### Most Passes Attempted, Game

50	Alex Smith at New England	Jan. 16, 2016
46	Alex Smith at Indianapolis	Jan. 4, 2014
43	Joe Montana vs. Pittsburgh	Jan. 8, 1994
38	Joe Montana at Houston	Jan. 16, 1994
37	Joe Montana at Miami	Dec. 31, 1994
37	Elvis Grbac vs. Denver	Jan. 4, 1998

### Most Passes Completed, Career

107	Len Dawson (8 games)	1962-75
85	Joe Montana (4 games)	1993-94
76	Alex Smith (3 games)	2013-15
33	Dave Krieg (4 games)	1992-93
32	Trent Green (2 games)	2001-06
31	Steve DeBerg (3 games)	1988-91

### Most Passes Completed, Game

30	Alex Smith at Indianapolis	Jan. 4, 2014
29	Alex Smith at New England	Jan. 16, 2016
28	Joe Montana vs. Pittsburgh	Jan. 8, 1994
26	Joe Montana at Miami	Dec. 31, 1994
24	Elvis Grbac vs. Denver	Jan. 4, 1998
22	Joe Montana at Houston	Jan. 16, 1994

### Highest Completion Percentage, Career (100 attempts)

64.4	Alex Smith (3 games: 118-76)	2013-15
60.3	Joe Montana (4 games: 141-85)	1993-94
56.9	Len Dawson (8 games: 188-107)	1962-75

### Highest Completion Percentage, Game (15 completions)

77.3	Alex Smith at Houston (22-17)	Jan. 9, 2016
70.3	Joe Montana at Miami (37-26)	Dec. 31, 1994
69.2	Len Dawson vs. Miami (26-18)	Dec. 25, 1971

### Most Passing Yards, Career

1,497	Len Dawson (8 games)	1962-75
-------	----------------------	---------

1,014	Joe Montana (4 games)	1993-94
814	Alex Smith (3 games)	2013-15
454	Dave Krieg (4 games)	1992-93

#### Most Passing Yards, Game

378	Alex Smith at Indianapolis	Jan. 4, 2014
314	Joe Montana at Miami	Dec. 31, 1994
299	Joe Montana at Houston	Jan. 16, 1994
276	Joe Montana vs. Pittsburgh	Jan. 4, 1994

#### Longest Pass Completion

79	Alex Smith at Indianapolis (to Donnie Avery)	Jan. 4, 2014
63	Len Dawson vs. Miami (to Elmo Wright)	Dec. 25, 1971
63	Alex Smith at Indianapolis (to Dwayne Bowe)	Jan. 4, 2014
61	Len Dawson at N.Y. Jets (to Otis Taylor)	Dec. 20, 1969

#### Most Touchdown Passes, Career

7	Len Dawson (8 games)	1962-75
6	Joe Montana (4 games)	1993-94
6	Alex Smith (3 games)	2013-15
2	Steve DeBerg (3 games)	1988-91
2	Dave Krieg (4 games)	1992-93
2	Trent Green (2 games)	2001-06

#### Most Touchdown Passes, Game

4	Alex Smith at Indianapolis	Jan. 4, 2014
3	Joe Montana at Houston	Jan. 16, 1994
2	Len Dawson at Buffalo	Jan. 1, 1967
2	Joe Montana at Miami	Dec. 31, 1994

#### Most Passes Had Intercepted, Career

8	Len Dawson (8 games)	1962-75
4	Mark Vlasic (1 game)	1991-92
4	Joe Montana (4 games)	1993-94

#### Most Passes Had Intercepted, Game

4	Len Dawson at Oakland	Dec. 22, 1968
4	Mark Vlasic at Buffalo	Jan. 5, 1992

---

### Pass Receiving

---

#### Most Pass Receptions, Career

27	Otis Taylor (7 games)	1965-75
27	J.J. Birden (8 games)	1990-94
21	Keith Cash (6 games)	1992-96
19	Kimble Anders (7 games)	1991-00
16	Willie Davis (5 games)	1991-95

#### Most Pass Receptions, Game

8	Ed Podolak vs. Miami	Dec. 25, 1971
8	Stephone Paige at Miami	Jan. 5, 1991
8	Andre Rison vs. Denver	Jan. 4, 1998
8	Dwayne Bowe at Indianapolis	Jan. 4, 2014
8	Travis Kelce at Houston	Jan. 9, 2016
7	Keith Cash vs. Pittsburgh	Jan. 8, 1994
7	Kimble Anders vs. Indianapolis	Jan. 7, 1996
7	Dexter McCluster at Indianapolis	Jan. 4, 2014
7	Knile Davis at Indianapolis	Jan. 4, 2014

#### Most Receiving Yards, Career

481	Otis Taylor (7 games)	1965-75
363	J.J. Birden (8 games)	1990-94
266	Keith Cash (6 games)	1992-96
239	Willie Davis (5 games)	1991-95
188	Kimble Anders (7 games)	1991-00

#### Most Receiving Yards, Game (All 100+)

150	Dwayne Bowe at Indianapolis	Jan. 4, 2014
142	Stephone Paige at Miami	Jan. 5, 1991
128	Travis Kelce at Houston	Jan. 9, 2016
117	Otis Taylor at Oakland	Dec. 22, 1968
110	Ed Podolak vs. Miami	Dec. 25, 1971
110	Andre Rison vs. Denver	Jan. 4, 1998
104	Elmo Wright vs. Miami	Dec. 25, 1971
103	Kimble Anders at Miami	Dec. 31, 1994

#### Most Games, 100 or More Receiving Yards, Career

1	By eight players; Last, Travis Kelce at Houston	Jan. 9, 2016
---	---	--------------

#### Longest Pass Reception

79	Donnie Avery at Indianapolis (from Alex Smith)	Jan. 4, 2014
63	Elmo Wright vs. Miami (from Len Dawson)	Dec. 25, 1971
63	Dwayne Bowe at Indianapolis (from Alex Smith)	Jan. 4, 2014
61	Otis Taylor at N.Y. Jets (from Len Dawson)	Dec. 20, 1969

#### Most Receiving Touchdowns, Career

2	Otis Taylor (7 games)	1965-75
2	Fred Jones (3 games)	1990-93
2	J.J. Birden (8 games)	1990-94
2	Tony Gonzalez (3 games)	1997-08

#### Most Receiving Touchdowns, Game

1	Numerous times; Last, Albert Wilson at New England	Jan. 16, 2016
---	--	---------------

---

### Combined Net Yards

---

**Most Attempts, Career**

147	Marcus Allen (6 games)	1993-97
88	Mike Garrett (6 games)	1966-70
63	Wendell Hayes (5 games)	1968-74

**Most Attempts, Game**

34	Barry Word vs. L.A. Raiders	Dec. 28, 1991
30	Ed Podolak vs. Miami	Dec. 25, 1971
29	Priest Holmes vs. Indianapolis	Jan. 11, 2004

**Most Net Yards, Career**

541	Marcus Allen (6 games)	1993-97
481	Otis Taylor (7 games)	1965-75
363	J.J. Birden (8 games)	1990-94
350	Ed Podolak (4 games)	1969-77

**Most Net Yards, Game**

*350	Ed Podolak vs. Miami	Dec. 25, 1971
227	Dante Hall vs. Indianapolis	Jan. 11, 2004
208	Priest Holmes vs. Indianapolis	Jan. 11, 2004
150	Dwayne Bowe at Indianapolis	Jan. 4, 2014
142	Stephone Paige at Miami	Jan. 5, 1991

\*NFL RECORD

---

**Punting**

---

**Most Punts, Career**

43	Jerrel Wilson (8 games)	1963-77
38	Bryan Barker (7 games)	1990-93
18	Dustin Colquitt (5 games)	2005-16
11	Louie Aguiar (3 games)	1994-98

**Most Punts, Game**

8	Jerrel Wilson at Oakland	Jan. 4, 1970
8	Bryan Barker at San Diego	Jan. 2, 1993

**Longest Punt**

66	Dustin Colquitt at Indianapolis	Jan. 6, 2007
62	Louie Aguiar vs. Denver	Jan. 4, 1998
61	Jerrel Wilson vs. Green Bay	Jan. 15, 1967
59	Jerrel Wilson vs. Minnesota	Jan. 11, 1970
56	Jerrel Wilson at Oakland	Jan. 4, 1970

**Highest Punting Average, Career (20 punts)**

44.6	Jerrel Wilson (8 games: 2,005-45)	1963-77
42.4	Bryan Barker (7 games: 1,613-38)	1990-93

**Highest Punting Average, Game (4 punts)**

52.3	Dustin Colquitt at IND (314-6)	Jan. 6, 2007
------	--------------------------------	--------------

---

48.5	Jerrel Wilson vs. Minnesota (194-4)	Jan. 11, 1970
47.0	Jerrel Wilson at Oakland (302-6)	Dec. 22, 1968
46.4	Louie Aguiar vs. Denver (232-5)	Jan. 4, 1998

---

---

**Punt Returns**

---

**Most Punt Returns, Career**

11	Mike Garrett (6 games)	1966-70
7	Danan Hughes (6 games)	1993-98

**Most Punt Returns, Game**

4	Mike Garrett vs. Oakland	Jan. 4, 1970
4	Tamarick Vanover vs. Indianapolis	Jan. 7, 1996
4	Frankie Hammond Jr. at Houston	Jan. 9, 2016

**Most Punt Return Yards, Career**

84	Danan Hughes (6 games)	1993-98
73	Mike Garrett (6 games)	1966-70
61	Frankie Hammond Jr. (2 games)	2015
44	Tamarick Vanover (2 games)	1995-99

**Most Punt Return Yards, Game**

42	Danan Hughes at Houston	Jan. 16, 1994
37	Mike Garrett at Buffalo	Jan. 1, 1967
34	Tamarick Vanover vs. Indianapolis	Jan. 7, 1996
34	Frankie Hammond Jr. at Houston	Jan. 9, 2016
31	Danan Hughes vs. Pittsburgh	Jan. 8, 1994

**Longest Punt Return**

35	Danan Hughes at Houston	Jan. 16, 1994
27	Mike Garrett at Buffalo	Jan. 1, 1967
15	Danan Hughes vs. Pittsburgh	Jan. 8, 1994

**Highest Punt Return Average, Career (10 returns)**

6.6	Mike Garrett (6 games: 11-73)	1966-70
-----	-------------------------------	---------

**Highest Punt Return Average, Game (3 returns)**

14.0	Danan Hughes at Houston (3-42)	Jan. 16, 1994
12.3	Mike Garrett at Buffalo (3-37)	Jan. 1, 1967
10.3	Danan Hughes vs. Pittsburgh (3-31)	Jan. 8, 1994

**Most Touchdowns**

0

---

---

**Kickoff Returns**

---

**Most Kickoff Returns, Career**

10	John Stephens (3 games)	1993
10	Dante Hall (2 games)	2000-06
7	Quintin Demps (1 game)	2013
5	Bert Coan (2 games)	1963-68
5	Noland Smith (1 game)	1967-69
5	Tamarick Vanover (2 games)	1995-99

#### Most Kickoff Returns, Game

7	Dante Hall vs. Indianapolis	Jan. 11, 2004
7	Quintin Demps at Indianapolis	Jan. 4, 2014
5	Noland Smith vs. Oakland	Dec. 22, 1968
5	John Stephens at Buffalo	Jan. 23, 1994

#### Most Kickoff Return Yards, Career

266	Dante Hall (2 games)	2000-06
199	John Stephens (3 games)	1993
196	Knile Davis (3 games)	2013-15
187	Quintin Demps (1 game)	2013
154	Ed Podolak (1 game)	1969-77

#### Most Kickoff Return Yards, Game

208	Dante Hall vs. Indianapolis	Jan. 11, 2004
187	Quintin Demps at Indianapolis	Jan. 4, 2014
154	Ed Podolak vs. Miami	Dec. 25, 1971
106	Knile Davis at Houston	Jan. 9, 2016
90	Knile Davis at New England	Jan. 16, 2016
89	John Stephens vs. Buffalo	Jan. 23, 1994
87	Bert Coan vs. Green Bay	Jan. 15, 1967
83	Dexter McCluster vs. Baltimore	Jan. 9, 2011

#### Longest Kickoff Return

106	Knile Davis at Houston (TD)	Jan. 9, 2016
92 (TD)	Dante Hall vs. Indianapolis	Jan. 11, 2004
78	Ed Podolak vs. Miami	Dec. 25, 1971
46	Dante Hall vs. Indianapolis	Jan. 11, 2004
36	Dexter McCluster vs. Baltimore	Jan. 9, 2011
35	Bert Coan at Buffalo	Jan. 1, 1967

#### Highest Kickoff Return Average, Career (10 returns)

26.6	Dante Hall (2 games: 10-266)	2000-06
19.9	John Stephens (3 games: 10-199)	1993

#### Highest Kickoff Return Average, Game (3 returns)

51.3	Ed Podolak vs. Miami (3-154)	Dec. 25, 1971
30.0	Knile Davis at New England (3-90)	Jan. 16, 2016
29.7	Dante Hall vs. Indianapolis (7-208)	Jan. 11, 2004
26.7	Quintin Demps at Indianapolis (7-187)	Jan. 4, 2014
24.0	John Stephens vs. Pittsburgh (3-72)	Jan. 8, 1994
23.0	Tamarick Vanover vs. Denver (3-69)	Jan. 4, 1998

#### Most Kickoff Return Touchdowns, Career

1	Dante Hall (2 games)	2000-06
1	Knile Davis (2 games)	2013-15

---

#### Interceptions By

---

#### Most Interceptions, Career

5	Emmitt Thomas (7 games)	1966-78
4	Johnny Robinson (8 games)	1960-71
3	Jim Marsalis (4 games)	1969-75
3	Deron Cherry (4 games)	1981-91

#### Most Interceptions, Game

2	Johnny Robinson vs. Houston	Dec. 23, 1962
2	Jim Marsalis at N.Y. Jets	Dec. 20, 1969
2	Emmitt Thomas at Oakland	Jan. 4, 1970
2	Deron Cherry vs. L.A. Raiders	Dec. 28, 1991
2	Ty Law at Indianapolis	Jan. 6, 2007
2	Husain Abdullah at Indianapolis	Jan. 4, 2014

#### Most Consecutive Games, Interceptions

3	Emmitt Thomas	1969
---	---------------	------

#### Most Interception Return Yards, Career

131	Johnny Robinson (8 games)	1960-71
101	Emmitt Thomas (7 games)	1966-78
65	Jim Marsalis (4 games)	1969-75

#### Most Interception Return Yards, Game

72	Johnny Robinson at Buffalo	Jan. 1, 1967
69	Emmitt Thomas vs. Oakland	Jan. 4, 1970
50	Johnny Robinson vs. Houston	Dec. 23, 1962

#### Longest Interception Return

72	Johnny Robinson at Buffalo	Jan. 1, 1967
62	Emmitt Thomas at Oakland	Jan. 4, 1970
43	Ty Law at Indianapolis	Jan. 6, 2007
37	Johnny Robinson vs. Houston	Dec. 23, 1962

#### Most TDs, Career

0	0
---	---

---

#### Sacks

---

#### Most Sacks, Career

6.5	Derrick Thomas (10 games)	1989-99
6.5	Neil Smith (9 games)	1988-96
5.0	Aaron Brown (6 games)	1966-72

#### Most Sacks, Game

3 Aaron Brown at Oakland Jan. 4, 1970  
2 Eight times; By seven players

Last: Allen Bailey at Houston Jan. 9, 2016

# Playoff Team



\* - Playoff Game    \*\* - Super Bowl

---

## Scoring

---

### Most Points, Game

44	at Indianapolis	Jan. 4, 2014
31	at Buffalo	Jan. 1, 1967
31	vs. Indianapolis	Jan. 11, 2004
30	at Houston	Jan. 9, 2016
28	at Houston	Jan. 16, 1994
27	vs. Pittsburgh	Jan. 8, 1994

### Most Touchdowns, Game

5	at Indianapolis	Jan. 4, 2014
4	at Buffalo	Jan. 1, 1967
4	at Houston	Jan. 16, 1994
4	vs. Indianapolis	Jan. 11, 2004
3	Three times; Last, at Houston	Jan. 9, 2016

---

## First Downs

---

### Most First Downs, Game

30	at Indianapolis	Jan. 4, 2014
28	vs. Pittsburgh	Jan. 8, 1994
27	at New England	Jan. 16, 2016
24	at Miami	Dec. 31, 1994
24	vs. Indianapolis	Jan. 11, 2004
23	vs. Miami	Dec. 25, 1971

### Fewest First Downs, Game

7	at Indianapolis	Jan. 6, 2007
8	vs. Baltimore	Jan. 9, 2011
13	at Oakland	Dec. 22, 1968
13	at Oakland	Jan. 4, 1970
14	Three times; Last, at Buffalo	Jan. 5, 1992

---

## Net Yards Rushing and Passing

---

### Most Net Yards, Game

513	at Indianapolis	Jan. 4, 2014
451	vs. Miami	Dec. 25, 1971
414	at Miami	Dec. 31, 1994
408	vs. Indianapolis	Jan. 11, 2004
401	vs. Pittsburgh	Jan. 8, 1994

### Fewest Net Yards, Game

126	at Indianapolis	Jan. 6, 2007
161	vs. Baltimore	Jan. 9, 2011
204	vs. L.A. Raiders	Dec. 28, 1991
207	at Oakland	Jan. 4, 1970
213	at Buffalo	Jan. 5, 1992

---

## Rushing

---

### Most Rushing Attempts, Game

54	vs. Houston	Dec. 23, 1962
44	vs. Miami	Dec. 25, 1971
41	vs. Minnesota	Jan. 11, 1970

### Fewest Rushing Attempts, Game

17	at Indianapolis	Jan. 6, 2007
18	at Houston	Jan. 16, 1994
19	vs. Green Bay	Jan. 15, 1967
19	at San Diego	Jan. 2, 1993
19	vs. Baltimore	Jan. 9, 2011

### Most Rushing Yards, Game

213	vs. Miami	Dec. 25, 1971
199	vs. Houston	Dec. 23, 1962
196	vs. Indianapolis	Jan. 11, 2004
151	vs. Minnesota	Jan. 11, 1970
150	at Indianapolis	Jan. 4, 2014

### Fewest Rushing Yards, Game

44	at Indianapolis	Jan. 6, 2007
52	at Buffalo	Jan. 23, 1994
61	at San Diego	Jan. 2, 1993
67	at N.Y. Jets	Dec. 28, 1968
70	at Oakland	Dec. 22, 1968

### Most Rushing Touchdowns, Game

2	at Buffalo	Jan. 1, 1967
2	at Oakland	Jan. 4, 1970
2	vs. Miami	Dec. 25, 1971
2	vs. Indianapolis	Jan. 11, 2004

---

## Passing

---

### Most Passing Attempts, Game

52	at Buffalo	Jan. 23, 1994
50	at New England	Jan. 16, 2016
46	at Indianapolis	Jan. 4, 2014
44	vs. Pittsburgh	Jan. 8, 1994

37 at Miami Dec. 31, 1994  
37 vs. Denver Jan. 4, 1998

#### **Fewest Passing Attempts, Game**

14 vs. Houston Dec. 23, 1962  
14 vs. L.A. Raiders Dec. 28, 1991  
17 at Oakland Jan. 4, 1970  
17 vs. Minnesota Jan. 11, 1970

#### **Most Completions, Game**

30 at Indianapolis Jan. 4, 2014  
29 vs. Pittsburgh Jan. 8, 1994  
29 at New England Jan. 16, 2016  
26 at Miami Dec. 31, 1994  
25 at Buffalo Jan. 23, 1994

#### **Fewest Completions, Game**

7 at Oakland Jan. 4, 1970  
9 vs. Houston Dec. 23, 1962  
9 vs. L.A. Raiders Dec. 28, 1991  
9 vs. Baltimore Jan. 9, 2011

#### **Most Gross Passing Yards, Game**

378 at Indianapolis Jan. 4, 2014  
323 at Buffalo Jan. 23, 1994  
314 at Miami Dec. 31, 1994  
299 at Houston Jan. 16, 1994  
299 vs. Pittsburgh Jan. 8, 1994

#### **Fewest Gross Passing Yards, Game**

70 vs. Baltimore Jan. 9, 2011  
88 vs. Houston Dec. 23, 1962  
79 vs. L.A. Raiders Dec. 28, 1991  
107 at Indianapolis Jan. 6, 2007

#### **Most Times Sacked, Game**

9 at Buffalo Jan. 1, 1967  
7 at San Diego Jan. 2, 1993  
6 vs. Houston Dec. 23, 1962  
6 vs. Green Bay Jan. 15, 1967

#### **Most Passing Touchdowns, Game**

4 at Indianapolis Jan. 4, 2014  
3 at Houston Jan. 16, 1994  
2 Three times; Last at Miami Dec. 31, 1994

#### **Most Interceptions Thrown, Game**

4 at Oakland Dec. 22, 1968  
4 at Buffalo Jan. 5, 1992  
3 vs. Indianapolis Jan. 7, 1996  
3 vs. Baltimore Jan. 9, 2011

---

#### **Interceptions By**

---

#### **Most Interceptions By, Game**

5 vs. Houston Dec. 23, 1962  
4 at Oakland Jan. 4, 1970  
4 vs. L.A. Raiders Dec. 28, 1991  
4 at Houston Jan. 9, 2016

---

#### **Penalties**

---

#### **Most Penalties, Game**

10 at Buffalo Jan. 5, 1992  
7 Three times; Last vs. Denver Jan. 4, 1998

#### **Fewest Penalties, Game**

1 at N.Y. Jets Dec. 28, 1986  
2 at Indianapolis Jan. 6, 2007  
2 at Indianapolis Jan. 4, 2014  
3 Twice; Last vs. Indianapolis Jan. 7, 1996

#### **Most Yards Penalized, Game**

65 vs. Denver Jan. 4, 1998  
63 at N.Y. Jets Dec. 20, 1969  
62 at San Diego Jan. 2, 1993

#### **Fewest Yards Penalized, Game**

5 at N.Y. Jets Dec. 28, 1986  
13 at Indianapolis Jan. 6, 2007  
15 at Miami Dec. 31, 1994  
15 at Indianapolis Jan. 4, 2014  
20 vs. L.A. Raiders Dec. 28, 1991

---

#### **Fumbles**

---

#### **Most Fumbles, Game**

5 at Oakland Jan. 4, 1970  
3 Three times; Last, vs. Miami Dec. 31, 1994

#### **Most Fumbles Lost, Game**

4 at Oakland Jan. 4, 1970  
2 vs. Miami Dec. 25, 1971  
2 vs. Baltimore Jan. 9, 2011

#### **Most Turnovers, Game**

5 vs. Baltimore Jan. 9, 2011  
4 at Oakland Dec. 22, 1968  
4 at Oakland Jan. 4, 1970  
4 vs. Miami Dec. 25, 1971



4 at Buffalo Jan. 5, 1992

4 vs. Indianapolis Jan. 7, 1996



\* - Playoff Game    \*\* - Super Bowl

## Scoring

### Fewest Points Allowed, Game

0	at Houston	Jan. 9, 2016
6	at N.Y. Jets	Dec. 20, 1969
6	vs. L.A. Raiders	Dec. 28, 1991

### Most Points Allowed, Game

45	at Indianapolis	Jan. 4, 2014
41	at Oakland	Dec. 22, 1968
38	vs. Indianapolis	Jan. 11, 2004
37	at Buffalo	Jan. 5, 1992
35	vs. Green Bay	Jan. 15, 1967
35	at N.Y. Jets	Dec. 28, 1986

### Fewest Touchdowns Allowed, Game

0	at N.Y. Jets	Dec. 20, 1969
0	vs. L.A. Raiders	Dec. 28, 1991
0	at Houston	Jan. 9, 2016

### Most Touchdowns Allowed, Game

6	at Indianapolis	Jan. 4, 2014
5	vs. Green Bay	Jan. 15, 1967
5	at Oakland	Dec. 22, 1968
5	at N.Y. Jets	Dec. 28, 1986
5	vs. Indianapolis	Jan. 11, 2004

## First Downs

### Fewest First Downs Allowed, Game

9	at Buffalo	Jan. 1, 1967
13	vs. Minnesota	Jan. 11, 1970
14	at Houston	Jan. 9, 2016
16	Three times; Last vs. Denver	Jan. 4, 1998

### Most First Downs Allowed, Game

30	at Buffalo	Jan. 23, 1994
29	at Buffalo	Jan. 5, 1992
28	at Indianapolis	Jan. 6, 2007
28	at Indianapolis	Jan. 4, 2014
27	vs. Indianapolis	Jan. 11, 2004

## Net Yards Rushing and Passing

### Fewest Net Yards Allowed, Game

226	at Houston	Jan. 9, 2016
233	at Oakland	Jan. 4, 1970
235	at N.Y. Jets	Dec. 20, 1969
239	vs. Minnesota	Jan. 11, 1970
249	vs. Indianapolis	Jan. 7, 1996

### Most Net Yards Allowed, Game

536	at Indianapolis	Jan. 4, 2014
454	at Oakland	Dec. 22, 1968
448	at Buffalo	Jan. 5, 1992
435	at Indianapolis	Jan. 6, 2007
434	vs. Indianapolis	Jan. 11, 2004

## Rushing

### Fewest Rushing Attempts, Game

13	at Buffalo	Jan. 1, 1967
14	at Houston	Jan. 16, 1994
14	at New England	Jan. 16, 2016
19	vs. Minnesota	Jan. 11, 1970
19	at Indianapolis	Jan. 4, 2014

### Most Rushing Attempts, Game

46	at Buffalo	Jan. 5, 1992
46	at Buffalo	Jan. 23, 1994
43	vs. Miami	Dec. 25, 1971

### Fewest Rushing Yards Allowed, Game

38	at New England	Jan. 16, 2016
39	at Houston	Jan. 16, 1994
40	at Buffalo	Jan. 1, 1967
67	vs. Minnesota	Jan. 11, 1970

### Most Rushing Yards Allowed, Game

229	at Buffalo	Jan. 23, 1994
192	at San Diego	Jan. 2, 1993
188	at Indianapolis	Jan. 6, 2007
180	at Buffalo	Jan. 5, 1992

### Most Rushing Touchdowns Allowed, Game

3	vs. Green Bay	Jan. 15, 1967
3	at Buffalo	Jan. 23, 1994
2	Four times; Last, vs. Indianapolis	Jan. 11, 2004

## Passing

---

**Fewest Passing Attempts Allowed, Game**

19 vs. Denver Jan. 4, 1998  
23 at N.Y. Jets Dec. 28, 1986  
23 vs. L.A. Raiders Dec. 28, 1991  
23 at San Diego Jan. 2, 1993

**Most Passing Attempts Allowed, Game**

46 vs. Houston Dec. 23, 1962  
45 at Oakland Jan. 4, 1970  
45 at Indianapolis Jan. 4, 2014  
43 at Houston Jan. 16, 1994  
42 at New England Jan. 16, 2016  
42 vs. Pittsburgh Jan. 16, 1994

**Fewest Completions Allowed, Game**

10 vs. Denver Jan. 4, 1998  
12 at Buffalo Jan. 1, 1967  
12 vs. L.A. Raiders Dec. 28, 1991  
12 vs. Indianapolis Jan. 7, 1996

**Most Completions Allowed, Game**

32 at Houston Jan. 16, 1994  
31 at Indianapolis Jan. 6, 2007  
29 at Indianapolis Jan. 4, 2014  
28 at New England Jan. 16, 2016  
25 vs. Baltimore Jan. 9, 2011

**Fewest Gross Passing Yards Allowed, Game**

112 vs. Indianapolis Jan. 7, 1996  
136 at Houston Jan. 9, 2016  
140 vs. L.A. Raiders Dec. 28, 1991  
153 at N.Y. Jets Dec. 28, 1986  
160 at Buffalo Jan. 23, 1994

**Most Passing Yards Allowed, Game**

443 at Indianapolis Jan. 4, 2014  
347 at Oakland Dec. 22, 1968  
306 at Houston Jan. 16, 1994  
304 vs. Indianapolis Jan. 11, 2004  
302 at New England Jan. 16, 2016

**Most Passing Touchdowns Allowed, Game**

5 at Oakland Dec. 22, 1968  
4 at Indianapolis Jan. 4, 2014  
3 Four times; Last, vs. Indianapolis Jan. 11, 2004

---

**Sacks**

---

**Most Sacks, Game**

9 at Houston Jan. 16, 1994  
5 at San Diego Jan. 2, 1993  
4 at Oakland Jan. 4, 1970  
4 at Buffalo Jan. 1, 1967  
4 vs. Baltimore Jan. 9, 2011

---

**Interceptions**

---

**Most Interceptions By, Game**

5 vs. Houston Dec. 23, 1962  
4 at Oakland Jan. 4, 1970  
4 vs. L.A. Raiders Dec. 28, 1991  
4 at Houston Jan. 9, 2016

# Playoff Opponent Individual



\* - Playoff Game \*\* - Super Bowl

## Single Game

### Total Points

18	Fred Biletnikoff, Oakland	Dec. 22, 1968
18	Thurman Thomas, Buffalo	Jan. 23, 1994
15	Scott Norwood, Buffalo	Jan. 5, 1992
14	Steve Christie, Buffalo	Jan. 23, 1994

### Total Touchdowns

3	Fred Biletnikoff, Oakland	Dec. 22, 1968
3	Thurman Thomas, Buffalo	Jan. 23, 1994
2	Max McGee, Green Bay	Jan. 15, 1967
2	Elijah Pitts, Green Bay	Jan. 15, 1967
2	Warren Wells, Oakland	Dec. 22, 1968
2	Freeman McNeil, N.Y. Jets	Dec. 28, 1986
2	Andre Reed, Buffalo	Jan. 5, 1992
2	Terrell Davis, Denver	Jan. 4, 1998
2	Edgerrin James, Indianapolis	Jan. 11, 2004
2	T.Y. Hilton, Indianapolis	Jan. 4, 2014
2	Donald Brown, Indianapolis	Jan. 4, 2014
2	Rob Gronkowski, New England	Jan. 16, 2016

### Field Goals

3	Scott Norwood, Buffalo	Jan. 5, 1992
3	Steve Christie, Buffalo	Jan. 23, 1994
3	Adam Vinatieri, Indianapolis	Jan. 6, 2007
3	Billy Cundiff, Baltimore	Jan. 9, 2011
2	George Blanda, Oakland	Dec. 22, 1968
2	Jim Turner, N.Y. Jets	Dec. 20, 1969
2	Garo Yepremian, Miami	Dec. 25, 1971
2	Jeff Jaeger, L.A. Raiders	Dec. 28, 1991
2	Al Del Greco, Houston	Jan. 16, 1994
2	Pete Stoyanovich, Miami	Dec. 31, 1994
2	Stephen Gostkowski, New England	Jan. 16, 2016

### Pass Attempts (All 40+)

46	George Blanda, Houston	Dec. 23, 1962
45	Andrew Luck, Indianapolis	Jan. 4, 2014
43	Warren Moon, Houston	Jan. 16, 1994
42	Neil O'Donnell, Pittsburgh	Jan. 8, 1994
42	Tom Brady, New England	Jan. 16, 2016
40	Joe Namath, N.Y. Jets	Dec. 20, 1969

### Pass Completions

32	Warren Moon, Houston	Jan. 16, 1994
31	Peyton Manning, Indianapolis	Jan. 6, 2007
29	Andrew Luck, Indianapolis	Jan. 4, 2014
28	Tom Brady, New England	Jan. 16, 2016
25	Joe Flacco, Baltimore	Jan. 9, 2011

23	George Blanda, Houston	Dec. 23, 1962
23	Jim Kelly, Buffalo	Jan. 5, 1992
23	Neil O'Donnell, Pittsburgh	Jan. 8, 1994

### Passing Yards (All 300+)

443	Andrew Luck, Indianapolis	Jan. 4, 2014
345	Daryle Lamonica, Oakland	Dec. 22, 1968
306	Warren Moon, Houston	Jan. 16, 1994
304	Peyton Manning, Indianapolis	Jan. 11, 2004
302	Tom Brady, New England	Jan. 16, 2016

### Long Pass

69	Jack Kemp to Elbert Dubenion, Buffalo	Jan. 1, 1967
----	--	--------------

### Touchdown Passes

5	Daryle Lamonica, Oakland	Dec. 22, 1968
4	Andrew Luck, Indianapolis	Jan. 4, 2014
3	Pat Ryan, N.Y. Jets	Dec. 28, 1986
3	Jim Kelly, Buffalo	Jan. 5, 1992
3	Neil O'Donnell, Pittsburgh	Jan. 8, 1994
3	Peyton Manning, Indianapolis	Jan. 11, 2004

### Interceptions Thrown

5	George Blanda, Houston	Dec. 23, 1962
4	Todd Marinovich, L.A. Raiders	Dec. 28, 1991
4	Brian Hoyer, Houston	Jan. 9, 2016
3	Joe Namath, N.Y. Jets	Dec. 20, 1969
3	Daryle Lamonica, Oakland	Jan. 4, 1970
3	Jim Kelly, Buffalo	Jan. 5, 1992
3	Peyton Manning, Indianapolis	Jan. 6, 2007
3	Andrew Luck, Indianapolis	Jan. 4, 2014

### Rushing Attempts

33	Thurman Thomas, Buffalo	Jan. 23, 1994
31	Freeman McNeil, N.Y. Jets	Dec. 28, 1986
26	Edgerrin James, Indianapolis	Jan. 11, 2004
25	Leroy Thompson, Pittsburgh	Jan. 8, 1993
25	Terrell Davis, Denver	Jan. 4, 1998
25	Joseph Addai, Indianapolis	Jan. 6, 2007

### Rushing Yards (All 100+)

186	Thurman Thomas, Buffalo	Jan. 23, 1994
135	Freeman McNeil, N.Y. Jets	Dec. 28, 1986
125	Edgerrin James, Indianapolis	Jan. 11, 2004
122	Joseph Addai, Indianapolis	Jan. 6, 2007
119	Marion Butts, San Diego	Jan. 2, 1993
107	Nick Bell, L.A. Raiders	Dec. 28, 1991
101	Terrell Davis, Denver	Jan. 4, 1998
100	Thurman Thomas, Buffalo	Jan. 5, 1992

**Rushing Touchdowns**

3	Thurman Thomas, Buffalo	Jan. 23, 1994
2	Elijah Pitts, Green Bay	Jan. 15, 1967
2	Freeman McNeil, N.Y. Jets	Dec. 28, 1986
2	Terrell Davis, Denver	Jan. 4, 1998
2	Edgerrin James, Indianapolis	Jan. 11, 2004

**Long Run**

54	Marion Butts, San Diego	Jan. 2, 1993
----	-------------------------	--------------

**Pass Receptions**

13	T.Y. Hilton, Indianapolis	Jan. 4, 2014
10	Todd Heap, Baltimore	Jan. 9, 2011
10	Julian Edelman, New England	Jan. 16, 2016
9	Haywood Jeffires, Houston	Jan. 16, 1994
9	Dallas Clark, Indianapolis	Jan. 6, 2007
8	Charles Smith, Oakland	Jan. 4, 1970
7	Max McGee, Green Bay	Jan. 15, 1967
7	Fred Biletnikoff, Oakland	Dec. 22, 1968
7	John Henderson, Minnesota	Jan. 1, 1970
7	Paul Warfield, Miami	Dec. 25, 1971
7	Jeff Graham, Pittsburgh	Jan. 8, 1994
7	Joseph Addai, Indianapolis	Jan. 6, 2007
7	Rob Gronkowski, New England	Jan. 16, 2016

**Receiving Yards (All 100+)**

224	T.Y. Hilton, Indianapolis	Jan. 4, 2014
180	Fred Biletnikoff, Oakland	Dec. 22, 1968
140	Paul Warfield, Miami	Dec. 25, 1971
138	Max McGee, Green Bay	Jan. 15, 1967
127	Bobby Burnett, Buffalo	Jan. 11, 1967
111	John Henderson, Minnesota	Jan. 11, 1970
108	Todd Heap, Baltimore	Jan. 9, 2011
103	Dallas Clark, Indianapolis	Jan. 6, 2007
100	Andre Reed, Buffalo	Jan. 5, 1992

100 Julian Edelman, New England Jan. 16, 2016

**Touchdown Receptions**

3	Fred Biletnikoff, Oakland	Dec. 22, 1968
2	Max McGee, Green Bay	Jan. 15, 1967
2	Warren Wells, Oakland	Dec. 22, 1968
2	Andre Reed, Buffalo	Jan. 5, 1992
2	T.Y. Hilton, Indianapolis	Jan. 4, 2014
2	Rob Gronkowski, New England	Jan. 16, 2016

**Interceptions Made**

2	Kirby Jackson, Buffalo	Jan. 5, 1992
---	------------------------	--------------

**Long Interception Return**

50	Willie Wood, Green Bay	Jan. 15, 1967
----	------------------------	---------------

**Long Punt Return**

26	Russell Copeland, Buffalo	Jan. 23, 1994
----	---------------------------	---------------

**Long Kickoff Return**

52	George Atkinson, Oakland	Jan. 4, 1970
----	--------------------------	--------------

**Long Punt**

64	Reggie Roby, Miami	Jan. 5, 1991
----	--------------------	--------------

**Long Field Goal (All 50+)**

58	Pete Stoyanovich, Miami	Jan. 5, 1991
50	Adam Vinatieri, Indianapolis	Jan. 6, 2007

**Sacks**

3	Gerald Williams, Pittsburgh	Jan. 8, 1994
3	Whitney Mercilus, Houston	Jan. 9, 2016



# **CHIEFS**

**FEATURE CLIPPINGS**

**THIS IS CHIEFS KINGDOM**

# TEAM

1. How the **Chiefs** became 'the team that people don't want to play' (Kansas City Star) **2**
2. Former high school football player James McGinnis realizes dream of meeting Chiefs (Kansas City Star) **6**
3. **Chiefs** defenders, young and old, collect takeaway souvenirs (Kansas City Star) **8**

# EXECUTIVES/COACHES

1. **Clark** and **Tavia Hunt** Serve as Honorary Chairs for 2016 JDRF Dream Gala (Chiefs.com) **10**
2. **Chiefs President Mark Donovan** Shares Plans for St. Louis Market (Chiefs.com) **11**
3. **Chiefs** announce **Brad Childress, Matt Nagy** will be co-offensive coordinators (Kansas City Star) **13**
4. Family, Friends, and Football: The **Andy Reid** Story (Chiefs.com) **16**
5. The Life and Career of **Chiefs GM John Dorsey** (Chiefs.com) **35**
6. **Chiefs' Andy Reid** rolls his 300 game, yawns, but others impressed (Kansas City Star) **56**

# PLAYERS

1. **Eric Berry** named NFL's Comeback Player of the Year (NFL) **58**
2. **Chiefs Marcus Peters** named NFL's defensive rookie of the year (Kansas City Star) **59**
3. **Chiefs LB Derrick Johnson**: "I want to be a part of it" (Chiefs.com) **60**
4. **Chiefs'** expensive acquisition of **Mitchell Schwartz** makes sense in AFC West (Kansas City Star) **63**
5. **Chiefs' Andy Reid** is the guy **Nick Foles** wanted to play for (ESPN) **66**
6. **Jamaal Charles** returns to **Chiefs'** backfield with sense of rebirth after offseason baptism (Kansas City Star) **68**
7. **Jeremy Maclin** Honored with Distinguished American Award (Chiefs.com) **71**
8. Why **Tamba Hali** is still going, with a bone-on-bone knee and a limited role for the **Chiefs** **72**
9. **Derrick Johnson** Raised \$110,000 At This Year's Celebrity Waiter Night (Chiefs.com) **76**
10. **Eric Berry** Wins George Halas Award (AP) **77**
11. Offseason workouts with **Jeremy Maclin** pay off for **Chiefs' Conley** and **Wilson** (Kansas City Star) **78**
12. **Marcus Peters**: Oakland made me who I am today (NFL.com) **81**
13. **Derrick Johnson's** long journey, relentless professionalism, and 'a little craziness' (Kansas City Star) **86**
14. **Chiefs** see center **Mitch Morse** as seasoned beyond his two years (Kansas City Star) **88**
15. **Chiefs'** '3 Amigos' want to win games, sell shirts and 'eat greedy' (Kansas City Star) **91**
16. With injuries to linebackers, it's **Dee Ford's** time to drive **Chiefs'** pass rush (Kansas City Star) **93**
17. Chiefs' **Derrick Johnson** mentor to young linebacker corps (Chiefs Digest) **95**
18. From Sapelo Island to the NFL: **Allen Bailey** (Chiefs.com) **98**
19. A Tale of Two Passions: The Life of **Chiefs Guard Laurent Duvernay-Tardif** (Chiefs.com) **105**
20. **Chiefs' Marcus Peters** chosen AFC defensive player of the week **117**
21. **Alex Smith** sheds Captain Checkdown label, becomes Captain Comeback (Kansas City Star) **118**



*(Team)*

## **How the Chiefs became 'the team that people don't want to play'**

Sam Mellinger  
Kansas City Star  
January 2, 2016

Albert Lewis is a fan, even now, 17 years after his last NFL game, and of course he follows the Chiefs closely because how could he not? He played most of his 16 seasons and 225 games in a red helmet with an arrowhead on the sides. His name is spelled in bold black letters inside Arrowhead Stadium, forever a member of the Chiefs' ring of honor.

Football is a business, he likes to say, so he does not come to this as a blind fan but there is a little more pride in his voice when he talks about his favorite former employer. Especially now, nine wins deep into a franchise-changing win streak. He says it's largely the same feeling whether you're a fan, player, former player or, it seems, a former player who now coaches for perhaps the game's top Super Bowl contender.

Like, Kevin Ross, who shared a defensive backfield with Lewis in Kansas City and now coaches cornerbacks for the Cardinals.

"We had a conversation about this the other day," Lewis said. "He said, 'Man, the team that people don't want to play is the Chiefs.'"

A caveat: nothing in American sports promotes overreaction like football, and especially in the NFL, games are won and seasons are lost on a razor's edge. The conversation around the Chiefs would be different if, for instance, Danny Woodhead caught that final pass at Arrowhead or if the Browns had completed that comeback instead of going all Browns.

But results matter, and by now the Chiefs have a tall enough stack of irrefutable results that they have not only changed their season and perhaps the futures of some coaches, but they've changed the look, feel and even the odds of the AFC playoffs.

Because a conspiracy of favorable external context (top teams appearing vulnerable) and internal fortitude (one of the greatest in-season turnarounds in NFL history) has reshaped the way the AFC will be decided.

Going into week 7, the Chiefs were a 300:1 longshot to win the Super Bowl, according to Bovada. Only the Ravens, Bears, Browns and Jaguars had worse odds. Now, the Chiefs are a 14:1 bet. Only the Patriots and Broncos have better odds among AFC teams. Football

Outsiders' leading metric has the Chiefs as second in overall team efficiency, and first among AFC teams.

This is more than a market correction. The closer you look at both the Chiefs and the teams they'll compete against, the better you feel about their chances to win a playoff game for the first time in 22 years, and possibly more.

Some of this is the simple logic that most of the reasons to doubt the Chiefs are buried under more than two months of nothing but success. They are giving up 13.2 points per game since week 5. Since the turn of the century, only five teams have been more effective defensively. Two of them made their conference championship games. A third was the 2000 Ravens, the Super Bowl champions and one of the best defenses of all time.

Quoting statistics like this can be notoriously misleading, and in this particular case the stretch used coincides with a severe drop-off in competition. So dismiss if you'd like.

But it also lines up with the Chiefs becoming more of what they now are. They played the first three games without top cornerback Sean Smith (who is allowing only 51.4 percent of his targets to be completed, according to Pro Football Focus). Dontari Poe, recovering from back surgery, went from playing less than 60 percent of the total snaps the first three weeks to about 80 percent in the 12 games since.

Similarly, Eric Berry (Hodgkin lymphoma) and Derrick Johnson (ruptured Achilles) have played faster and stronger as the season has progressed, and Marcus Peters has gone from good to great in the second half.

What's more, the Chiefs have played much of the last two months without Justin Houston (their best overall player) and Husain Abdullah (severely underrated and under appreciated). They played last week without Houston and Tamba Hali. All three players should be back for the playoffs.

The NFL has long marketed and valued offense over defense, but half of the last 10 Super Bowl teams have ranked either first or second in points allowed. Only three have ranked in the top five in points scored. Even with that rotten start, and basically five straight games without Houston, the Chiefs rank second in points allowed.

What's more, the Chiefs have scored six touchdowns on defense, meaning the opposition is averaging just 15.2 net points per game with its offense on the field. No team in the league has been better and, again, that includes the Chiefs' terrible first month.

The Chiefs' offense is not as good as the defense, but its also much better than most casual fans probably realize. They are ninth in the league in points, and tied for ninth in yards per play, seventh in percentage of drives ending in points, and first in fewest turnovers.

Their offense is likely better than the tropes about Alex Smith's arm and Andy Reid's clock management allow, too.

In particular with Smith, the common criticisms and institutionalized doubts are both mostly earned but also a bad fit for how he has performed since October.

Smith has played three playoff games in his career. He beat Drew Brees in a shootout, was kneecapped by special teams mistakes in a loss to a defense that beat Aaron Rodgers and Tom Brady and won the Super Bowl, and threw for 378 yards and four touchdowns in a loss in which he played without Jamaal Charles and a starting receiver and still scored 44 points.

By virtually any measure, Smith is playing better than ever. He already has set career highs in yards, advanced metrics like Total Quarterback Rating have him on a career-best path, and studies of his play show more comfort and willingness to throw deep. In addition to all of that, he is one of the game's best running quarterbacks. His 437 yards rank fourth, and his 5.8 yards per rush average is higher than Cam Newton, Russell Wilson and Tyrod Taylor. Thirty-two of his 76 rushes have resulted in first downs or touchdowns, including 17 of 26 on third or fourth down.

Here's a sentence you didn't expect to be true: with the Steelers a relative longshot to make the playoffs, Alex Smith could be the best quarterback in the AFC postseason after Tom Brady.

This is not hyperbole.

His health, career postseason record and recent performance are all better than Andy Dalton. Denver's quarterback situation is a weekly soap opera, and Houston's is as bad as any playoff team in recent history. Ryan Fitzpatrick is having a very good season, and the Jets' receivers are better than the Chiefs', but he is also Ryan Fitzpatrick.

Wider comparisons of the Chiefs and their postseason competition are similar, and without the stink of their franchise's sorry playoff record, the reasons that Ross and others around the league see the Chiefs as so dangerous would be easier to see.

There are no perfect teams. The Patriots have Bill Belichick, Tom Brady and Rob Gronkowski but little else. They've suffered an astounding number of injuries, and gave up 65 points in consecutive losses to Denver and Philadelphia.

The Bengals have lost four of their last seven, beating only the Rams, Browns and 49ers, and will be playing with either A.J. McCarron or a diminished Andy Dalton, and have their own recent playoff failures. The Jets are probably undervalued by many, winning five in a row, but remain statistically unimposing, particularly on offense. The Steelers were just blown out by the awful Ravens, and the Texans are a product of the loophole that puts all division winners, no matter how mediocre, into the postseason.

So, strange as it may sound, the Chiefs have a real shot at this.

You know, it's not just former stars like Ross and Lewis who are high on the current group. Nick Lowery, the former kicker who is also in the team's ring of honor, spent much of a wide-ranging 30-minute conversation on a sort of magic he sees in this team.

Like many with ties to Kansas City, Lowery became enthralled with the Royals these last two years. The comebacks, the camaraderie, the relentlessness. It is almost certainly a coincidence of geography, but he sees a lot of similarities with the football team.

"They are playing almost like the Royals brand of football," Lowery said. "No major stars. They have no stars, but lots of heroes. Guys who understand what it takes to win, don't seem to care who gets the credit, and seem completely bought in on the bigger cause. That is the juice in the bottle that is the most elusive of all."

Lowery knows much of the Chiefs' postseason heartbreak in an undeniably personal way. As much as any fan, he has reason to be cynical. But as much as any football man, he also sees reason to be confident.

That's the inner conflict that will be determined by the rest of this Chiefs season, first on Sunday against the Raiders, and then, somehow, the next week in the playoff.

*(Team)*

## **Former high school football player James McGinnis realizes dream of meeting Chiefs**

RUTH BAUM BIGUS  
Kansas City Star  
August 3, 2016

Attending a training camp practice is a big deal for most Chiefs fans. But the visit to Missouri Western State University proved extra special for one young man this week.

Former Olathe East High School football player James McGinnis made the journey to St. Joseph with his parents, Patrick and Susan, almost two years after suffering a traumatic brain injury in a game against rival Olathe South.

Now 20, James and his folks waited along the helmet walk to meet offensive lineman Mitch Morse. After a big bear hug from Morse, the two walked up the hill toward the Chiefs' locker room. Morse provided a little support for James, who still struggles with balance issues.

"I really appreciate how great you and all the Chiefs have been," James told Morse.

"The thing is, we're only as good as the people who support us, so we really appreciate all of you who support us," said Morse, who led James to a bench where they could sit and chat.

Morse then made a point of introducing James to other players as they walked to the locker room. With big smiles on their faces, Chiefs players bantered and posed for photos with James and his parents and autographed a football they brought to camp.

James showed the players the "I love you" symbol in American sign language — a gesture that he and his family had shared before his injury, and the first movement James demonstrated as he was coming out of a coma after his injury. The McGinnises also shared decals of the symbol with the players.

James said the best part of his visit was getting to meet running back Knile Davis, one of his favorite Chiefs players who played at Arkansas before turning pro. After a big hug, Davis and James compared tattoos.

"Since me and my parents have been Arkansas Razorback lovers, I loved the chance to meet and tease Knile," James said. "I liked getting to call him The A-Knile-ator —the other players told me that was his nickname."

Without knowing it, Davis played a big role in keeping James motivated as he healed from his injury.

“When he was going through recovery, James would get so excited to see Knile play, especially against Houston when he took the kickoff return for a touchdown,” Patrick McGinnis said.

James showed Davis how to make the “I love you” symbol with his hand.

“He told me when he makes a big play this season he’s going to do the ‘I love you sign,’ ” said James, a big smile creasing his face.

Former Chiefs linebacker Shawn Barber played host to the McGinnis family. James and Barber served as honorees in May for the 29<sup>th</sup> Annual Amy Thompson Run benefitting the Brain Injury Association of Kansas and Greater Kansas City.

James has also kept busy taking a few college classes at Johnson County Community College.

“The most elusive thing is his balance,” his father said. “This summer we have been working to focus on that. ... He can see 20/20, but when an object is moving it will come in and out of focus, and that affects his balance. We’re working with doctors to pinpoint the problem.”

James does physical therapy and cross-fit training twice a week, aqua therapy weekly and he is beginning to lift weights again.

“He started in May lifting a PVC pipe ... and now he is up to 80 pounds and lifting it up over his head and on his own,” Patrick McGinnis said.

Despite his injury, James’ passion for football has never waned. That was clear as he chatted with the Chiefs players this week.

There was an occasional joke, and James demonstrated his version of the popular game Pokémon Go by poking running back Charcandrick West in the side.

“This was incredible,” James said. “I loved the whole thing. They were all humble and kind.

*(TEAM)*

## **Chiefs defenders, young and old, collect takeaway souvenirs**

Blair Kerkhoff  
Kansas City Star  
Sept. 25, 2016

Chiefs cornerback Marcus Peters with two interceptions? Been there, done that. Last week, for instance.

Linebacker Derrick Johnson returning an interception for a touchdown? Sunday was career No. 4. An end zone pick by safety Eric Berry? His career has been built on big moments.

The defensive leaders have made big plays since putting on a Chiefs uniform and did so again in Sunday's 24-3 triumph over the Jets at Arrowhead Stadium.

But on Sunday, several others got in the act, contributing takeaways for the first time that helped pave the dominant defensive performance.

Take Eric Murray, the rookie safety from Minnesota. He recovered a fumble early in the second quarter that started the Chiefs' second scoring drive.

Murray spent most of the postgame as many players who have success do, sitting at his locker and scrolling through his telephone for messages of congratulations.

Murray didn't want much credit for the play.

"Just right place at the right time," he said.

Which is the case with most takeaways. On this one, Ryan Fitzpatrick completed a pass over the middle to Bilal Powell. After a 9-yard gain, Chiefs cornerback Phillip Gaines made the tackle and knocked the ball loose. Murray beat teammate Ron Parker to the ball for the recovery. The play required a replay, and after a few moments, Murray's takeaway was confirmed.

"I wasn't sure, everything was happening so fast," Murray said. "I just picked the ball up."

The ball came with Murray to the sideline.

"I'm keeping this one," Murray said.

Daniel Sorensen also is keeping his souvenir. A third-year pro from Brigham Young, Sorensen entered the afternoon with 22 career tackles, two passes defended and a sack. On Sunday, Sorensen added an interception.

With 4:40 remaining in the game, Fitzpatrick had already thrown three picks. On a fourth-and-10, he attempted to hit Brandon Marshall on a deep out. The ball sailed and Sorensen was there for the grab.

"Marcus had great coverage, I saw the ball in the air and made a break on it and went and got it," Sorensen said.

"You should have caught the first one," said Peters, whose locker is next to Sorensen's.

Sure enough, Sorensen made a nice play on the previous play and nearly a diving interception. He had to wait one more play.



“You saw everybody make plays today, all across the board,” Sorensen said. “Linebackers, (cornerbacks), safeties, got their hands on the ball.”

Everybody included D.J. White, the rookie cornerback whose interception in the end zone ended the turnover avalanche. It was Fitzpatrick’s sixth pick thrown and the Jets’ eighth turnover. The Jets had 11 possessions in the game.

Special teams got in the act when Demetrius Harris grabbed a fumble out of the air off a Jets kickoff return and returned it for a second-quarter touchdown. A fourth-year pro, Harris had a receiving touchdown last season, but this one felt different.

“Every time before the kickoff we were saying, ‘Let’s get the ball, let’s force a turnover,’ ” Harris said. “It popped out, I was folding, was at the right place at the right time, it was in my hands.”

Harris was on his way to the end zone with his biggest moment of the season. So it was for so many of the Chiefs’ defenders, for the first time.

*(Clark Hunt)*

## **Clark and Tavia Hunt Serve As Honorary Chairs for 2016 JDRF Dream Gala**

Pete Sweeney  
Chiefs.com  
May 23, 2016

Kansas City Chiefs Chairman and CEO Clark Hunt and his wife, Tavia, served as honorary chairs for the JDRF Dream Gala this past Saturday night. The event, which features silent and live auctions, is designed to raise funds for Type 1 diabetes (T1D) research.

"Tavia and I are honored to be this year's Dream Gala honorary chairs," Clark said at the event. "For 40 years, JDRF has been the leading funder of Type 1 diabetes research in the world, and we are proud to do our part to help find a cure."

Type 1 diabetes is an autoimmune disease that strikes both children and adults suddenly and without having anything to do with diet or lifestyle. JDRF's function is to raise funds for research and ultimately find a cure for the disease.

"Clark and I are the parents to three children, and we know the worries, concerns and scares that every parent deals with when raising children," Tavia said. "However, we have never known firsthand the additional challenges that many of you and other parents of children with Type 1 diabetes deal with. Throughout this year, we've had the opportunity to hear your stories, to meet with JDRF leaders and to learn about the advancements and breakthroughs that are being made, but the challenges still remain.

"Our family and the Kansas City Chiefs organization have had a long, outstanding relationship with JDRF."

In the past year, the Kansas City chapter of JDRF hosted the JDRF One Walk and the TypeOneNation national summit, had 37 riders take part in the JDRF Ride to Cure and had two representatives participate in the JDRF Children's Congress.

The 2015 Dream Gala, which raised \$2 million for T1D research, was named the number one nationally sponsored event in Kansas City for the eighth year in a row.

Between both the auctions and straight donations, the guests in attendance at the 2016 Dream Gala raised \$1.87 million for research throughout the evening.

*(TEAM)*

## **Chiefs President Mark Donovan Shares Plans for St. Louis Market**

BJ Kissel  
Chiefs.com  
June 20, 2016

Chiefs president Mark Donovan was recently asked about the efforts to bring Chiefs Kingdom to St. Louis

The plan was to be patient and respectful to a community that had just lost a big piece of its identity.

With the Rams franchise moving from St. Louis to Los Angeles this past offseason, there was a natural connection between the reach of Chiefs Kingdom and the proximity to the St. Louis market.

On Friday, Kansas City Chiefs president Mark Donovan was asked about the plans to bring the Chiefs brand into a market that sits just a few hours down I-70.

“The day they announced that the Rams were leaving St. Louis, we got a handful of phone calls from people wanting to buy season tickets from St. Louis,” Donovan explained. “Then the day after they moved, we got a handful of phone calls from corporations in St. Louis saying, ‘We want to be partners with the Chiefs. Let’s talk about activation programs.’”

“What we knew and respected was the process that town was going through,” Donovan added. “What their fans went through was tough—painful. When you move a football franchise, that’s ripping a big part of the town out of that town.”

“We said publicly (at the time) that we’re going to be respectful, we’re going to be patient, and that we are going to enter the St. Louis market, but we’re going to do it at the right time.”

That plan was fast-tracked last week after the league sent a memo out to every owner, president and CEO in the NFL.

“The memo said that because the Rams are playing in Los Angeles, St. Louis is now an open television market,” Donovan explained. “For preseason television, we basically put our own networks together. So a couple of teams, including us, have lobbied the league and said we’re going to put our preseason games in St. Louis because it makes sense. We have fans there and we’re going to get in front of them now and develop that relationship.”

“The league has decided that they’re going to allow any team in the NFL that can put together an adjacent network, which is really confusing and very complicated, but basically means that if you can make a chain link of networks—broadcast partners, to get you to St. Louis, then you can broadcast your games there.”

“We knew that was coming and we have been working on this for the past few months. (Vice president of business development) Tyler Epp and his team have already negotiated deals, so our preseason games will be broadcasted in St. Louis. The plan is to have our shoulder programming, which is all the programming you see on our network, in St. Louis this season as well.”

For Donovan and the Chiefs, this is just the first step.

“We’ll be in there with a product,” he explained of the television programming. “Then we’ll continue to build relationships in the community.”

The Chiefs have already heard from military bases and schools in the area about wanting to do events with them.

“I think what you’re going to see over the next four of five years is a real resurgence of the Chiefs brand in St. Louis,” Donovan said. “We do have some advantages over the other NFL franchises, not only in geography, but because it’s in the state of Missouri, we’re the only team that can actually market our corporate partnerships as well as our brand in St. Louis, so that’s a big advantage.

“Again, we’ll do it respectfully, we’ll do it patiently and we’ll do it strategically.”

*(Brad Childress and Matt Nagy)*

## **Chiefs announce Brad Childress, Matt Nagy will be co-offensive coordinators**

Terez Paylor  
Kansas City Star  
January 21, 2016

The Chiefs have officially settled on their new offensive coordinators, as the team announced Thursday that Brad Childress and Matt Nagy will split the duties.

Childress, 59, has served the last three years as the Chiefs' spread-game analyst and special-projects coach, while Nagy, 37, has been the quarterbacks coach. Both will team up to replace Doug Pederson, who became the Philadelphia Eagles' head coach Monday.

"I'm fired up about the opportunity to have both these guys in that position and maintaining continuity and stability within the offense," Chiefs coach Andy Reid said.

Reid said he will call the plays, though Nagy and Childress will have input. Childress will remain in the coaching box while Nagy will move to the sideline and be the voice in the quarterback's headset.

Both will contribute to the gameplan each week, though Reid will continue to run the daily meetings where plays are installed, as he's done the last three years in Kansas City.

"He enjoys doing that, he enjoys presenting in front of the team," Childress said.

Childress was Reid's offensive coordinator in Philadelphia during 2002-05, with the team ranking an average of 11th in the league in total offense. Childress said Reid called most of the plays then.

"There were times, obviously, where he said 'Hey Brad, put a series together,' and I'd do it," Childress said. "But he loves to do that. That's one of his passions, that's one of his joys, and I know that's what he's enjoying about doing it the way he's doing it here."

Childress used his time under Reid as a platform to become a head coach in 2006, and he led the Minnesota Vikings to a 39-35 record before he was dismissed midway through the 2010 season. After sitting out 2011, Childress was hired as the Cleveland Browns' offensive coordinator under Pat Shurmur, who was fired after the 2012 season.

In 2013, Childress joined Reid's staff in a role in which he analyzed league-wide trends, among other duties.

Nagy, like Pederson, is a former quarterback. Nagy played in college at Delaware and spent six years in the Arena Football League. He spent a part of 2008 as a coaching intern on Reid's staff in Philadelphia, thanks to recommendation from current Chiefs co-director of player personnel Brett Veach, his former teammate at Delaware who was a coaches assistant with the Eagles at the time.

"He just thought it would be a good opportunity for me to experience the NFL level as a coach," Nagy said, "and it just kind of went from there."

When the Arena League briefly folded in 2009, Nagy was selling houses when he asked to come back and do a second internship. He eventually joined the Eagles' staff in 2010 as a coaches assistant and was promoted to quality control coach in 2011.

Nagy followed Reid to Kansas City in 2013 and has served as his quarterbacks coach since, helping the Chiefs' signal-callers learn the offense.

"You need to be able to take that play that they're installing, and you become a teacher in your classroom," Nagy said, describing his role as quarterbacks coach. "So when we're in here, I need to be my best at giving them another set of eyes to see the field, another perspective. I was fortunate enough to play the quarterback position all my life, so I have the ability to know certain situations that they're in (and) what you see is a little bit different from what you get in the bird's eye view in the box."

Since joining the Chiefs in 2013, quarterback Alex Smith completed 63.7 percent of his passes for 10,064 yards, with 61 touchdowns and 20 interceptions. The Chiefs compiled a 31-17 regular-season record during that time.

"Matt's got a nice feel for the game," Reid said. "Some guys have a knack for it, and he's one of those guys. And I've noticed with his participation that he's got a pretty good grasp of the offenses and defenses in this league."

Reid said the individual duties for Nagy and Childress haven't exactly been divvied up yet, but "there's plenty to work with there."

Neither new co-coordinator seemed concerned about the split.

"We think alike, we work well together — we've done it the last three years," Nagy said. "And once Coach came to us and talked to us about this, it was really exciting."

“It’s not like it’s a three-man, everybody-speak-into-the-microphone-at-one (deal) when a play comes up,” Childress said. “All that stuff kind of gets worked out beforehand ... we’re gonna spend enough time together we’re probably gonna be able to finish each other’s sentences.”

There is one way, however, that the duties have been defined, as Nagy will assume Pederson’s as the sole voice in Smith’s headset.

“I’ve been able to witness that and be able to learn from Doug and see how he does it, so I think the transition is going to be really smooth,” Nagy said. “Being in here with Alex and the rest of the quarterbacks for three years is a huge advantage.”

Nagy, however, noted that replacing everything Pederson did won’t be easy — even for two men.

“He’s really a good people (person) — he’s got a great relationship with all the players, everyone really got along really well with him,” Nagy said. “Being a former player in this league is very advantageous, so a guy like Alex Smith and Chase Daniel — guys that have been in this league for the amount of years they have — they automatically respect a guy like that, just because they know he’s been there, done that.”



*(Andy Reid)*

## **A LIFE OF FAMILY, FOOTBALL AND FRIENDSHIPS: THE ANDY REID STORY**

BJ Kissel  
Chiefs.com

The clock says 3:30 a.m.

The weather is bitter cold and it's hours before many of those he works with will be at the office, but it doesn't matter to him. There is work to do and even more importantly, there is somewhere he will soon have to be.

It's 1992 and Andy Reid is the new tight ends coach for the Green Bay Packers. After 10 years at the collegiate level, he was given an opportunity by an old friend to reunite in the NFL.

The drive to the office is short, normally less than 10 minutes. He, his wife, Tammy, and their five children live close enough to make this work.

The 3:30 a.m. arrival wasn't just about putting in the time at his new job or competing to get there first with his fellow assistant coaches—something that was par for the course with that group, but because of something far more important to Andrew, as only Tammy calls him.

Family.

The only thing in his life that would ever trump his love for football would be his love for family.

"He would go in at these crazy hours and then he would come home by a quarter to 7 and do breakfast with the kids," Tammy explained. "He then would drive one group to school and I would take the others."

It was a routine.

The early mornings at the office were a way for Reid to get some work done, but then get home to spend some quality time with his family before their day got started, even though his had already been going for four hours.

In this way, he wouldn't fall behind in either of his duties—helping scheme ways for his old friend, Mike Holmgren, to find success on offense, while also staying true to his most important job—being a father.

It's a balance he and Tammy have worked on together as a football family for the last 34 years, and through all of those years, the foundation of family, friendship and respect for those who have helped them along the way has always grounded the two through a life in the spotlight.

"He just had this air about him"

Andrew and Tammy were students together at Brigham Young University, and as fate would have it, both enrolled in the Fundamentals of Tennis class together.

"He had this air about him—this confidence," Tammy recalled of Andrew, a member of the BYU football team, "but he wouldn't ask me out, and I'd never not had a guy that I wanted to ask me out not ask me out. So the second half of the semester, since it's a half credit, we played badminton. We were playing after he had already beaten me at tennis and I'm like, 'Well, I could beat you at racquetball.'"

He's like, 'OK, well let's go play racquetball.'"

All of Tammy's friends knew the day they were going to play at the Smith Fieldhouse on the campus of BYU, and they were all peeking through the windows as the game, or for lack of a better term, shellacking, went on.

"He killed me," she laughed. "Even though I'm really good, he killed me."

After the game was over, they sat together in the bleachers and that's when Andrew asked Tammy out to a movie that Friday night.

Their first official date would be on December 7—the anniversary of Pearl Harbor.

While Tammy was so nervous that she can't recall the movie they saw that night, she can recall the date because of how much it meant to him.

It's a day that has always been important to Andrew as both his father and uncle were in the Navy during World War II. His father was sent to Pearl Harbor as one of the first responders, while his uncle's ship was out in the Pacific at the time and was hit by a torpedo. He thankfully lived to tell about it.

But their date led to another, and another, and just like that—things had gotten serious.

It wouldn't be long before Tammy found herself at one of the most historic college football games in history—sitting with his parents, and the lessons she learned from that game still hold true to her today.

It was the 1980 Holiday Bowl, commonly known to BYU fans as "The Miracle Bowl."

The game featured a pass-happy BYU offense led by future NFL quarterback Jim McMahon and his 409.8 yards passing per game, which led all of college football that year, as did the team's 46.7 points per game.

They were matched up against an SMU team that couldn't have been more different offensively. They were led by the backfield tandem of Craig James and Eric Dickerson, who were nicknamed the "Pony Express" and would combine to run for more than 330 yards in the game.

Dickerson would later go on to the NFL and a Hall of Fame career in his 11 seasons with the Los Angeles Rams (1983-87), Indianapolis Colts (1987-91), Los Angeles Raiders (1992) and Atlanta Falcons (1993).

Heading into that game back in 1980, BYU had never won a bowl game in their program's history.

With four minutes left, they trailed 45-25.

It was all but over.

"People were walking away and we were up in the nosebleeds," Tammy recalled. "I don't know why we got such bad tickets. I was with his parents, but I'm screaming at people to sit down and saying, 'This game is not over!'"

"They were looking at me like I was crazy. I'm sure his parents thought I was crazy because we didn't know each other very well at the time."

McMahon threw a touchdown to Matt Braga to get the score within two possessions with a little more than 2 minutes remaining in the game.

Then, the first of two low-percentage special teams plays went BYU's way.

First, they recovered the ensuing onside kick.

Just a few plays later, BYU was in the end zone again on a 1-yard touchdown run by Scott

Phillips.

Now they only trailed by 6 points, but time was still an issue.

This time it was the defense's turn to make a play, and they were able to shut down SMU's dominant running game on the next possession, setting up a fourth down.

Then, the second of two miraculous special teams plays happened that gave BYU an opportunity to win.

With less than 20 seconds remaining and trailing by just 6 points, BYU blocked the punt and recovered the ball at the SMU 41-yard line.

Unbelievably, they still had a shot.

The first pass from McMahon fell incomplete deep down the right sideline, and there was time left for just one play.

McMahon, who had already engineered a couple of late touchdowns to get them within striking distance, found Clay Brown on the final play of the game on a miraculous Hail Mary touchdown between several SMU defenders.

The extra point gave BYU a 46-45 victory.

BYU had scored 21 points in the final 2:33 to win the game.

After going winless in their first four bowl appearances as a program, including consecutive Holiday Bowls in the previous two seasons, Edwards and company pulled off one of the greatest comebacks in college football history that night at Jack Murphy Stadium in San Diego.

"That was my first experience with football and trusting that no matter how bleak it looks, I always believe Andrew and his guys will figure out a way to do it," Tammy said.

It's a lesson that would serve her well later in life, when a team would struggle to a 1-5 start, and no matter how bleak it looked, she always trusted that Andrew would figure out a way to get it done.

Tammy and Andrew were married on August 8, 1981, just 232 days after that miraculous win over SMU.

Before BYU, there was John Marshall High School in Los Angeles

Andy Reid grew up in the Los Feliz neighborhood of Los Angeles and lived in the same house until he left for college.

That house, which perched atop the hill on Holly Knoll Drive, was close enough to see the lights of Dodger Stadium at night and sat just a mile away from the famous Hollywood Boulevard.

It was an ethnically diverse neighborhood. Throughout his childhood in Los Angeles and even into his high school years, race relations were volatile, particularly in his neighborhood, but that didn't matter to Reid. All of these children were his friends—the ones he'd begun playing football with when he was 5 years old.

He would be seen as a leader among his peers for keeping things together and uniting his teams.

His father, Walter, worked as a scenic artist. His mother, Elizabeth, was a doctor of radiology.

As a kid, Reid could often be found following his older brother, Reggie, around everywhere.

"Would you get your little brother out of here? I'm sick of him coming up to me and asking for my chin strap," would be the kind of thing Reggie's friends would often say, according to Dick Kiwan,

Reid's high school basketball coach and a friend he still talks regularly with to this day. Reid, who was 10 years younger than Reggie, was the ball boy for the John Marshall High School Varsity football team.

He'd do anything he could do to be around his older brother—his hero.

The school, which is where most of the film *Grease* was shot and would years later be home to Leonardo DiCaprio and Will.i.am, was only a couple of blocks away from their house, so it was easy for Reid to always be around.

All that time hanging around his older brother and playing with the kids in the neighborhood paid off for Reid, who was a standout athlete even before he got to John Marshall.

As a 13-year-old, Reid competed in the national Punt, Pass and Kick competition, towering next to a kid in a now-infamous photo and video.

The competition took place during a Monday Night Football broadcast. As it turned out, the kid behind him was actually in the 8-year-old division. A funny part of the whole thing was the organizers had to go into the Los Angeles Rams locker room to find a jersey that would fit him.

When Reid was a kid, it wasn't just about football though.

"When I first met him, he was always hanging around the gym, always had a basketball in his hand," Kiwan recalled. "After his school was out, he'd be up in the gym shooting baskets or hanging around the football field. I'd start my basketball practices and have to shoo him out of the gym."

Once he got to high school, Reid was one of just two sophomores to make the varsity football team. He recalls to this day the lessons he learned from those upperclassmen.

"I remember the seniors getting after myself and the other kid and really making us grow up," Reid recalled. "They did a good job with that. They tested us."

By the time he was a senior, Reid had established himself as one of the best athletes in the area, lettering in football, basketball, baseball and track. He was named the most inspirational athlete on his football team as a senior, playing along the offensive and defensive lines while also handling the kicking duties.

"Andy is a great guy, but when he got on the football field, something clicked and he was nasty," Kiwan recalled.

He led the team to a 7-3 record that final year, with three of the games being decided on his game-winning field goals.

"The school had traditionally not been a great football school," Reid recalled. "My senior year, we were able to get ourselves in the second round of the city playoffs, which was a big thing at that time."

Reid's affinity for physicality carried over to the other sports he played as well, which was a problem, particularly in basketball.

Kiwan remembered one game in particular against Hollywood High School during his junior season.

"I put him in at forward and he had four fouls in less than 2 minutes," Kiwan said laughingly. "I remember pulling him out because he was just dribbling down the floor and running over people. I remember taking a timeout and saying, 'Andy, what are you doing?' and he looked at me like, 'What?'"

“The competitive juices were flowing so much from leaving football and getting into basketball, he couldn’t help himself.”

While the humor may not have been on both sides of that situation at the time, the relationships Reid developed with his high school coaches would become lifelong friendships, ones that would include inside jokes they remember three decades later.

Kiwan shared a story about a day Reid came to the coach’s office, a place he’d often frequent between classes, complaining about his ankles.

“He came in the PE office and said ‘My ankles are killing me,’” recalled Kiwan. “The defensive coach, who Andy was really close with, told him, ‘Aw, you’re OK, you damn baby. There’s nothing wrong with that ankle.’”

But it’s what happened next that makes the story memorable more than 30 years in the making.

“Wait, we’ve got something here that I can put on that that’s going to really help that. It’s a special solution from Chicago,” Kiwan said he told Reid, “and so I went into the coach’s shower room and got some of that powdered soap out of the container, mixed it up into a paste and put it on a towel. I came out and said, ‘Andy, we got this special solution from Chicago. What’s going to happen now is you’re going to take your shoe off, get your ankle up on the desk and we’re going to put this paste on it.’

“But I don’t want you to move your foot. You just keep it absolutely still for 20 minutes until we come back, and you’ll feel that it’s going to draw that pain right out of there and that swelling is going to go down and that thing is going to feel 100 percent better.”

The coaches left, snickering.

“We leave, have some coffee, come back about 20 minutes later and there he is in the same position on the table sitting up with that paste on there. I said, ‘I know that it feels better,’ and the defensive coach said, ‘Oh yeah, absolutely, it has to feel better.’

“I said, ‘Did you feel the pain coming out?’”

“Andy said ‘Yeah, you know, I’m moving it and it feels pretty good.’

“The other coach said, ‘Stand up on it, let’s see how it is,’ and Andy said ‘Oh yeah, look at that, it’s 100 percent better. You know, I think this really helped me.’

The coaches obviously had a good time with Reid, who was quick to recall this story a few years ago when they were visiting him during his time as the head coach of the Philadelphia Eagles.

“We were back in Philadelphia and he was taking us around showing us the training facilities and I said, ‘This is great, but one thing I want to know, do you have the special solution from Chicago?’ and he said ‘Oh, that was BS. I knew that was BS.’

“And I said, ‘Oh yeah? You sat there for 20 minutes.’”

The ankle was fine, and Reid played well enough his senior year to start talking with some colleges in the area about playing football at the next level.

Growing up in Los Angeles at the time meant, as a football fan, it was all about USC. They had talked with Reid coming out of high school but didn’t offer him a scholarship. They actually recommended that he go to a particular junior college and develop there as a player and they could follow his progress.

That school was Glendale Community College.

“I was very lucky to do that,” Reid said. “I mean they wore the exact same colors as USC, but the offensive line coach there had been an All-American at USC—Mike Scarpace. “He had a tremendous influence on me and really taught me how to play offensive line.”

Scarpace spent his college days blocking for future Kansas City Chiefs running back Mike Garrett, who ran in the famous “65 Toss Power Trap” touchdown from 5 yards out in Super Bowl IV.

After Garrett was drafted and signed by the Chiefs in 1967, Scarpace blocked for a junior college transfer who would go on to make plenty of headlines throughout his football career and life—running back O.J. Simpson.

The connection that might be the most interesting of them all is that Scarpace’s college teammate was Mike Holmgren, who would become a huge part of Reid’s life a few years later, and for many more after that.

“We had a great head coach in Jim Sartoris and John Cicuto—the defensive coordinator. All these guys, I’m actually very close with, so I’m very lucky in that way.”

Reid earned honorable mention All-American honors after a standout season at Glendale, helping coach Sartoris earn his first championship.

After developing as a player under Scarpace and company at Glendale, Reid had a scholarship lined up to play at Stanford to further his playing career.

“At the time, you could talk to colleges and take visits before your bowl game,” he explained. “So my last game at Glendale, we go to a little bowl game against Saddleback College. I had already been scheduled to go to Stanford and had been accepted, and then I blew out my knee in that game.”

Just like that, Reid’s plans had changed.

His good friend and the guy playing next to him along the offensive line, Randy Tidwell, was looking at BYU and mentioned to Reid that he should come with him on his visit now that his future was up in the air. Reid agreed and wound up enjoying the trip.

LaVell Edwards, the iconic coach at BYU who won 257 career games and was inducted into the College Football Hall of Fame in 2004, had already been looking at Tidwell, and after the visit, Reid became part of the package of getting both of them to BYU. Edwards quickly noticed how perceptive Reid was about playing along the offensive line.

“We’d be out there practicing and working, and there’d be questions coming up on how to pick up a certain blitz,” Edwards noted. “I noticed a lot of times [Reid] was helping the guard, the tackle or the center next to him, to make sure they understood what to do if there was some kind of stunt or whatever they did.

“I remember saying at the time that this guy’s got an unusual feel and knowledge of the game.”

What stood out to Edwards is how Reid wanted to understand more than just his responsibilities. “He not only learned and knew what his assignment was, but also the reasons why and the concept of what you’re trying to do,” Edwards recalled. “A lot of players didn’t have that concept or ability, but Andy did. He had a feel for it.

“That’s one of the things I admire most about him, and it made me think the more I was around him, the more I watched him, I realized this guy could be a very good coach.”

At the time, coaching wasn’t on Reid’s radar.

At different points in his life, he wanted to be a doctor, or even a writer—something he dabbled in



during his time at BYU.

Reid had kept a journal since he was in 11th grade, and during a trip back from Hawaii with the football team at BYU, he was talking with one of the writers of the Provo Daily Herald about his passion for writing. He was minoring in English and the guy asked him if he'd be interested in writing a weekly column for the paper.

Reid agreed to do it.

"I wrote about our guys and had fun with it," he explained. "It was kind of Jim Murray-ish (the legendary LA Times writer who often used humor and wit in his articles). I'm not going to tell you I was a great writer, but it was fun to do.

"I had a dream when I was a kid to write for Sports Illustrated, but it never worked out that way," explained Reid, who would soon find his true calling. "It wasn't until just before my senior year that coach Edwards asked me if I had ever thought about coaching."

That's how it started.

A simple question followed by an offer.

The player who had made it a point to understand everyone's responsibilities, not just his own, and would work with his teammates to make sure they understood what they were doing on any given play, would soon embark on a coaching career that has helped shape the lives of hundreds of others lucky enough to cross paths with him.

"I was very fortunate to play for him," Reid said of Edwards. "He's a tremendous human being and a big influence on me not only as a player, but even now as a coach.

"I talk to him once a week to this day."

Reid became a graduate assistant football coach for BYU in 1982.

"He immediately stood out to me," Mike Holmgren, who was responsible for the graduate assistants at the time, said of his first impression of Reid.

It was Holmgren's first year at BYU after spending the previous three years coaching the quarterbacks at San Francisco State under the legendary Vic Rowen.

Before that, Holmgren had spent the previous 10 years coaching high school in the San Francisco area. Rowen had given him his first opportunity above the high school level.

"It was just his work ethic, his personality," Holmgren added. "I think we just hit it off right away. I gave him more responsibility the more I knew him, and whenever I needed things done in my house or whatever, he'd always volunteer to come over, so we'd work together and we'd laugh together."

Holmgren came to coach the quarterbacks at BYU, and he had a pretty good one to groom after they lost McMahon, who was the No. 5-overall pick in the 1982 NFL Draft by the Chicago Bears.

McMahon would be a two-time Super Bowl champion during his 15-year NFL career.

The young quarterback Holmgren was there to help develop was a guy by the name of Steve Young, who would also go on to a pretty good football career.

The life of a traveling coach begins

Reid stayed at BYU as a grad assistant for just the one year in 1982, and his next opportunity would come through the help of Edwards.



"[Edwards] had hired Holmgren on the recommendation from Rowen," Reid explained. "In return, a year later, it was like a trade out. 'I did you a favor, now you have to take this young guy that has no experience and do me a favor and hire him.'

"That's how I got to San Francisco State."

Rowen and Edwards were both, at different times, presidents of the College Football Coaches Association. They were on the board together and had known each other forever.

The opportunity for Reid at San Francisco State was about learning how to coach—Rowen had a knack for developing coaches. It was a teachers college and the athletes were non-scholarship, so there wasn't much pay and the coaches had to do a lot of different things to make ends meet.

"Every Tuesday and Thursday, the coaches would sell hot dogs to earn money for the football program," Tammy recalled of that time. "Andrew would sell hot dogs in the middle of the commons, you know, out in the middle of campus."

At the time they moved, Tammy and Andrew had one son, Garrett, but it wouldn't be long before another son, Britt, came into the picture.

Their family would continue to grow with every new opportunity.

"I'd put the boys in the wagon and we'd walk over to campus and get hot dogs," she recalled.

That money went to the football department, so there was still the matter of their own money that had to be made to make ends meet.

Reid was actually umpiring baseball games the night after Britt, his second son, was born.

"He couldn't come visit me until he had umpired three games," Tammy recalled. "They always started after dinner so he would make \$10 or \$15 a game and he did that as much as he could. I remember the night after Britt was born, he came in his gear, wearing the dark navy pants, the light blue shirt, the little pouch with the brush to wipe off the plate, the clicker and he came to see me the next night.

"I was just like, 'Oh, my poor husband.'"

While money was scarce, that didn't stop Reid from having his offensive linemen over once a week to watch film and study.

Each night they came over, Tammy would make Mississippi Mud Pie to feed them.

"We were super poor," Tammy explained. "I can't even stress how much we did not have enough money to do this every week, but Andrew loved his guys and so I would have them over once a week and make it for them."

He was only a few years older than the players he was coaching, but Reid felt like it was important to create a family atmosphere amongst his little faction of the team, so these weekly get-togethers were important to him.

One of the guys at that weekly get-together was Tom Melvin, who was his only senior offensive lineman on that team. Melvin is now the tight ends coach for the Chiefs.

Selling hot dogs, umpiring baseball games, in addition to being a coach—all of this was done because of his love for football.

With a wife, two young sons and a plethora of responsibilities, Reid knew it was important to take advantage of the time he had with Rowen because of all the sacrifices they were making.

"I've got this coach that's tougher than shoe leather, but he was a teacher of coaches," Reid noted. "He'd have a banana, an onion bagel and a glass of water, and this was at 6 in the morning. He'd go 'If you were presented this defense right here, give me the top three runs and the top three throws you would do.'

"Then he had me explain to him how I would coach every player out there. He'd do this every day to me and just grill me. I was just out of college and he'd just grill me and grill me."

This is how one of the greatest coaches in NFL history got indoctrinated in the coaching world.

At the crack of dawn every morning, Rowen, who would develop three NFL head coaches during his time at San Francisco State in Reid, Holmgren and Dirk Koetter, would make Reid explain how he would coach the techniques to every player on the field for multiple plays against multiple defenses.

It's a process that worked, and while this may have been an early link in the chain of Reid's Xs-and-Os development, the next opportunity would be helped along by an old friend—a pattern we'd continue to see, but was only made feasible through a determination unlike anything his next coach had ever seen.

"I knew LaVell Edwards really well," said Larry Kentera, the longtime defensive coordinator at Arizona State.

At Arizona State, Kentera coached the likes of future NFL Hall of Famer and Kansas City Chiefs legend Curley Culp before eventually leaving for a head coaching position at Northern Arizona in 1985.

After three years grinding out a life financially at San Francisco State, Reid learned of an opportunity with Kentera at Northern Arizona, and he asked his old coach and the guy who got him started in coaching, Edwards, to put in a good word for him.

"[Edwards] gave [Reid] a high recommendation," said Kentera.

Edwards made that call, but it wasn't going to suffice for Reid. He wanted this job.

"I no sooner put the phone down with Lavell before it rings again," Kentera recalled.

"Coach, this is Andy Reid. I want this job. I'm interested in this job."

"I said, 'Andy, I'm in a hurry right now. I'm not going to do anything with the job until I get back from a recruiting trip. When I get back from Sacramento, I'll give you a call back.'

What happened next is a reason Reid is where he is today.

"When I get to Sacramento, guess who was there waiting for me when I got off the plane?" Kentera explained. "Andy Reid was standing right there."

"He said, 'Coach, I want that job.'"

Reid had found out what flight Kentera was on and made the two-hour drive from San Francisco to Sacramento to wait for him at the airport.

Kentera had no choice after that. Reid was his guy, although he did follow up with Edwards again just to be sure about a guy that would go to that kind of length to get a job.

It wasn't just coach Reid moving for a new opportunity. Tammy and their two sons would obviously be affected by this life on the move.

"I'd never known a coach, I'd never been with a coach," she explained. "I had no idea what our

lives were going to be like. I was just a roll-with-the-punches kind of girl and I'm a bloom-where-you're-planted kind of girl. So we'd move. I'd get everybody ready, I'd get the house ready, we'd sell the house, do whatever we needed to do, jump in the U-Haul, and we'd just move.

"It was just a part of life. You were so young that you didn't even know that it was crazy, that what you were doing was crazy."

Reid had actually left immediately to begin working in Flagstaff after he accepted the job, which meant it was Tammy's job to pack up the house and get everything their family owned to their new home in Arizona.

Luckily, she had help from one of Reid's former players at San Francisco State and a guy he had brought on as a graduate assistant, Tom Melvin. Melvin helped her pack the house and actually drove the U-Haul with all of their family's belongings to Arizona.

Reid would spend just one year at Northern Arizona, a school his brother, Reggie, attended for a short time, but that amount of time was long enough for Kentera to get an idea of the kind of coach and man Reid ultimately was.

"We had finished our spring ball that year and so I took all of the guys on the bus, we went out to the country, took a lot of drinks and all," Kentera explained. "Once we got out there, Andy came over and sat by me and said, 'Coach, I don't drink.'

"I said, 'That's okay. I don't care whether you drink or not.'

"He said, 'You don't?'

"I said, 'Nope.'

"He said, 'You know I'm Mormon?'

"I said, 'Sure, I know you are. I respect you because you don't drink.'"

Reid's Mormon faith has been an integral part of his life since he was baptized on August 2, 1980, as a junior at BYU.

It wouldn't be long before another opportunity came calling.

Dirk Koetter had spent the 1985 season with Reid at San Francisco State as the offensive coordinator, and he had moved on to the University of Texas-EI Paso when Reid had left for NAU.

UTEP was an option for Reid at that time as well, but he wasn't interested.

"I said it's a graveyard for coaches," Reid admitted. "I said that and so I went to Northern Arizona. I didn't even want to talk to them."

Then he got a phone call from an old friend a year later.

"I remember Dirk calling when we were in Flagstaff," Tammy recalled. "I remember getting the call and saying, 'Dirk, you better not be calling about another job. We haven't been here but one season.'

"And he's like, 'Just let me talk to Andy, Tam.'

"Sure enough, it was for a job, and that's why we only lived in Flagstaff for 11 months, 23 days. I don't know if I'll ever forget that call. I was like, 'Oh my gosh, we just bought a house. We're settled. We have kids. It's great here.'

"But, you've got to move on."

Reid said the difference for him on UTEP this time around was that Edwards, who was in the same conference as UTEP—the WAC, told him the new coach there, Bob Stull, was doing good things with the program.

So Reid went to interview with UTEP, and after meeting with Stull, Koetter and company, was taken out to lunch by their young strength and conditioning coach, a guy by the name of Dave Toub.

Koetter is now the head coach of the Tampa Bay Buccaneers.

Reid ultimately got the job and left a good situation at Northern Arizona, where he was working with Kentera, Melvin and an offensive coordinator named Brad Childress. Their paths would cross again.

The new offensive line coach after Reid left was Bill Callahan, who is currently the offensive line coach for the Washington Redskins. Within the few years after Reid left NAU, Marty Mornhinweg and Darrell Bevell would also be a part of the program.

Mornhinweg is currently the quarterbacks coach with the Baltimore Ravens, while Bevell, who played at NAU in 1989, is the offensive coordinator for the Seattle Seahawks.

It's an impressive group of coaches to have worked at NAU all around the same time.

"I was just fortunate enough to get these guys together," Kentera explained. "They all went on to bigger things and all, and the reason they got to where they did was because they were that good."

Reid would spend two years at UTEP working under Stull as their offensive line coach.

During that time, Stull noticed how well Reid could manage his players—something that would be a common trait described of the former offensive lineman.

"He had a way that you always knew he was on your side," Stull explained. "He'd get on you, but you knew you probably deserved it. He was never a yeller, a screamer or harsh like that, but he'd get on you pretty good if you weren't doing the right effort and learning what you're supposed to be learning. The offensive line guys really liked him a lot because, again, he was a great teacher. He wouldn't let you get away with anything.

"He worked them hard, but he could also laugh. He could see something funny, they could make fun of him about something and he was all right with that. He had a really good sense about him like that."

In two years at UTEP, team went a combined 17-7 and picked up their first 10-win season in 1988, a year that ended with an Independence Bowl loss to Southern Miss and their young playmaking quarterback—Brett Favre. But soon, the Reid family was on the move again after Stull accepted the head coaching position at the University of Missouri.

The family had grown by one more while they were in El Paso as their first daughter, Crosby, was born.

Koetter was actually offered the head coaching position at UTEP after Stull had accepted the job at Mizzou and wanted Reid to stay with him in Texas, but Koetter ultimately declined the job and they both ended up heading to Columbia with Stull.

Reid would spend the next three years coaching the offensive line at Mizzou.

"It was an opportunity to coach in an awesome conference—the Big Eight," Reid explained. "You're talking about when Oklahoma and Nebraska were at their peak. Colorado was one of the

best teams in the country.”

He was on the sidelines for the infamous “fifth-down” game, in which the University of Colorado and their star running back Eric Bieniemy would be given an extra down with just seconds remaining because of an official’s mistake.

The extra down gave the Buffaloes another chance to score, which they did.

“Eric Bieniemy cheated,” Reid laughingly said about the game.

Bieniemy went on to finish third in the Heisman Trophy balloting that year. He’s currently the running backs coach for the Chiefs.

After three seasons in Columbia, Reid would once again get a call from an old friend about an opportunity.

This time it brought back a conversation Tammy remembered having during a dinner they had years before when they were at BYU.

“We went to dinner at Mike’s and he asked Andy, ‘If I ever get a head coaching job, would you want to come with me?’

“And [Reid was] like, ‘Sure!’”

Well, it happened. Mike Holmgren had just been hired as the new head coach of the Green Bay Packers.

“When I got the Packers job, I phoned Andy first,” Holmgren recalled. “I said, ‘You’re going to be coaching tight ends. You’re going from coaching 10 or 12 guys, down to coaching probably three.’”

The NFL wasn’t on Reid’s radar at the time.

While he had spent a lot of time during the offseason those years at Mizzou driving to Kansas City to talk with Howard Mudd, the offensive line coach with the Chiefs, it wasn’t about finding a way to the NFL. It was about learning as much as he could to develop his guys back at Mizzou.

“I never had that goal,” Reid explained of the NFL. “I know people say that. You’d love to have that opportunity, but I was always big on breaking it down to the things I controlled and not worrying about the things I couldn’t control. That’s the way you’re raised as a lineman I think.

“So I figured if I worked hard and I kept my nose clean, good things would happen.”

Initially, Reid was skeptical about coaching tight ends. He had been coaching offensive line at the collegiate level for the past 10 years.

“When I was at UTEP and we moved to Missouri, there were a lot of seniors, so they were kind of moving on with us, but this was a different deal. None of the coaches were going with me.”

Their fourth child, another daughter, Drew-Ann, was born when they were in Columbia.

At the time the Green Bay offer came along, Tammy was also six months pregnant with their fifth child and third son, Spencer.

All these years coaching and the NFL had never been the goal.

Then, all of the sudden, from selling hot dogs to driving to meet strangers in airports for coaching jobs, it had all come to this—Reid was now an NFL coach.

He had reached the highest level of football in the world, and he was just getting started.

"He just ate all of the saltine crackers."

In his first year as a head coach at any level, Holmgren, who had spent the previous six years with the San Francisco 49ers as quarterbacks coach (1986-88) and then offensive coordinator (1989-91), put together one of the best coaching staffs in NFL history.

In 1992, the Packers had five future NFL head coaches on staff in Reid, Jon Gruden, Dick Jauron, Ray Rhodes and Steve Mariucci. They combined to win more than 550 games in the NFL.

It was an exciting time for a group of young, talented coaches.

"I love football and had a lot to prove," Gruden explained of that time. "Andy had a lot of love for the game and a lot to prove, too. It was all so exciting being in the NFL at a young age, being with Mike Holmgren—the Green Bay Packers—having a chance to show we belonged."

The talent and passion they had for the game manifested itself into numerous competitions between Gruden, Reid, Mariucci and company.

"In our staff meetings, you could throw out ideas on the table, and if it was a good idea, I'd stick it in the game plan," Holmgren explained, "and so, what I didn't realize is they kept track of that. They'd go back and give a hard time to each other about that."

Gruden remembers these times vividly.

"It became a competition between us young guys to see who could come up with the next great play," he explained. "We wanted to impress Mike Holmgren. We wanted him to trust our research and to put that play in the game plan."

"I was oblivious to it, which is kind of funny, actually," Holmgren said laughingly, "but that's one of the things that made the staff great because they were bright guys and they cared a lot."

After five straight winning seasons and a Super Bowl championship in 1996, Holmgren was put to the test of how much he valued Reid being on his staff.

In 1997, Mariucci was offered the head coaching position with the San Francisco 49ers, and he wanted Reid to be his offensive coordinator.

"I said no," Holmgren noted. "I blocked it and said, 'Look, I need you. I can't let you go.'"

At the time, the NFL allowed you to protect or stop one coach from leaving your staff.

"Andy was upset about it and I don't blame him," Holmgren, who was receiving numerous calls at the time from everyone in San Francisco about letting Reid join them, recalled.

Holmgren then made a promise to Reid that he'd help him get a head coaching position and that he'd be coaching the quarterbacks that next season in Green Bay.

"I moved a really good offensive line coach to coach tight ends, then quarterbacks and Brett Favre, specifically," Holmgren noted. "That's quite a jump. That's not easy to do."

Reid had initially made the move to tight ends to learn more about the passing game, and now he was coaching a player who would go on to become one of the greatest passers in NFL history.

It caught the attention of the Packers director of college scouting at the time, a guy by the name of John Dorsey.

"As coach Holmgren was shifting him around and through the process, I just watched him grow," Dorsey noted. "You just saw his ability to handle players and knew this guy was pretty special."



Much like Kentera, Stull and everyone had always said about him before, Reid had just the right temperament to be a good teacher—regardless of the position he was coaching.

“Most of the time, Andy had a clear head and I was the emotional one,” Holmgren noted. “He would have to get in the middle between me and Favre, and he would kind of take a bullet for him. Sometimes I'd lay it on Andy and I'd come down hard on him, but that was kind of the role of a quarterback coach.

“Whether it was Mariucci or Reid, instead of going after the player, sometimes I would go after the coach, and the player would feel bad and then look out for him.”

It was the way Holmgren ran his ship, and with more than 170 career wins, it obviously worked. They were special relationships he had with his assistant coaches, but the one with Andy was always strong—dating back to their time together at BYU.

“They were like sons to me,” Holmgren, who has four daughters, said, “but Andy, I don't know, we just hit it off. It was just a friendship. I was his boss, but I hope he would say it was a friendship—that's the way I wanted it to be.”

It's not hard to see the resemblance between the two either.

“We're both big guys,” Holmgren laughed. “We both have mustaches. Every once in a while, somebody will come up and mistake me for Andy in the airport, or they would do the same thing and come up and ask him for an autograph thinking it was me.

“So Andy once told me, sometimes [if things were going well], I'd just sign your name.”

Obviously, this was a friendship Reid cherished as well.

“He told me that everything that I've ever said he has written down,” Holmgren said. “He had taken notes on everything I've ever said. When I worked for Bill Walsh, I took very, very clear notes, but Andy I think took it to the next level.”

Those notes, along with all the others he had taken dating back to his days at San Francisco State, put him in position to be ready for a head coaching position when one might eventually become available, something Holmgren had already said he'd helped Reid with when the day came.

After the 1998 season, Holmgren interviewed with the Seattle Seahawks for a position that, in addition to being their head coach, would include more responsibility on the personnel side.

“When I interviewed for the Seattle job, I was also going to come back and interview with the Eagles,” Holmgren explained. “I phoned (Eagles owner) Jeffery Lurie and said listen, I'm scheduled for the interview, but I'm staying in Seattle, I'm sorry, thank you for everything.

“But here's who you have to hire—you have to hire Andy Reid.”

Lurie listened, and for the first time in 10 years, an NFL head coach was hired after working as a positional coach, not a coordinator.

Over the next 14 years, under Reid's watch, the Eagles went to the playoffs nine times, won six division titles and travelled to five NFC Championship games and one Super Bowl.

Doug Pederson, who had spent the previous three years with Holmgren and Reid in Green Bay as a backup to Favre, had the opportunity to play for both in 1999. Holmgren had a place for him in Seattle and Reid had one in Philadelphia.

Pederson ultimately chose Philadelphia, and he'd learn under Reid, both as a player and later as a



coach for eight years, before getting his big opportunity after the 2015 season, serendipitously, in Philadelphia as their new head coach.

“He always kept those spiral notebooks,” Pederson noted of Reid. “It’s something I learned to do, document your history. He just had volumes of that stuff going back to his early days in coaching. If it’s a scheduling issue, like around Thanksgiving or Christmas, he’ll look back at what they did three or four years ago in a similar situation and know what to do.”

These notes also included practice schedules, Super Bowl itineraries, bye-week schedules and draft philosophies.

He was meticulously organized.

“When you think of him, [you think of] consistency, reliability, hard work and a genuine care about the details,” Gruden noted. “You know, as a player, as a secretary, as an offensive coordinator—how we’re going to set this drill up. Just meticulous detail and maniacal preparation, along with genuine heart. If you did a bad job, he knew how to deal with you and say the right thing.

“That goes right back to those days at Green Bay, being in there at 3:30 in the morning. He just ate all of the saltine crackers.”

"He had a clear vision for how he liked to operate"

After 14 years in Philadelphia and just three losing seasons, Reid was fired by the Eagles on Monday, December 31, 2012.

It was the first time in his 30 years of coaching that he had been fired from a job.

Just two days later, the Chiefs, who had just moved on from their head coach, Romeo Crennel, on that Monday as well, made it their mission to bring Reid to Kansas City.

They flew to Philadelphia Tuesday night and scheduled an interview with Reid that was to last three to four hours on Wednesday at the airport in Philadelphia.

“Not only did Clark [Hunt] come, but he brought everybody with him,” Reid recalled of that interview. “It was like the whole front office of the Kansas City Chiefs parked in this private plane area meeting room they had set up. So I got to meet everybody.”

Reid recalled his first impression of Hunt at that meeting.

“He was very aggressive,” Reid recalled. “He wanted to find out first if I still wanted to coach. Once he found that out and felt comfortable, he made sure that we covered every base.”

The Reid family had been through a lot over the previous year, and after 30 years of grinding it out day after day, there was an obvious question as to whether or not he was going to want to take some time to step back and breathe.

“What stood out to me right away was his energy and passion for coaching,” Hunt recalled. “I thought he might be ready to take a break, but I could tell from the start that he was ready to go, and we clicked almost immediately.

“I could tell in the interview that he had a clear vision for how he liked to operate, and I think that comes from experience, obviously, but I also think that’s just his personality. He communicates very well, is highly intelligent and an excellent teacher.”

What was supposed to be a three to four-hour interview all of the sudden turned into a nine-hour conversation, which put Tammy, who was waiting at home, in a strange position when a limo showed up to take Reid to the airport to fly out for an interview with another team.

“I’m sitting there and all of a sudden I look out the door and there’s a limo driver,” Tammy recalled. “I walk out there and I go, ‘What are you doing?’”

“He said, ‘I’m here to pick up Andy Reid.’”

“This is hours after he left, so I’m calling him, texting him and I’m getting nothing. I didn’t know what to do so I called (his agent) Bob LaMonte, and Bob said, ‘He’s not going on that interview. Tell the guy to just go.’”

“I said, ‘Really?’ And he goes, ‘Yeah.’”

Reid came home from the interview and talked everything over with Tammy, and ultimately, they decided that Kansas City was the right place for them.

It’s a decision that has profoundly affected the Chiefs franchise.

Reid was announced as the new head coach of the Chiefs on January 4, 2013, and just a week later, his good friend from the Packers, John Dorsey, was hired as the general manager.

In the three years that Dorsey, Reid and company have guided the franchise, the Chiefs have put together three straight winning seasons and have had two playoff berths, including the team’s first playoff win in more than two decades. Together they have helped establish a winning culture within the entire organization.

For Reid, the ability to have made this transformation started with the leadership at the top.

“I love the Hunts, the entire family and the way they go about their business,” Reid said. “I love Clark’s leadership ability. He had big shoes to fill and I think he’s progressed and taken this to another level in today’s National Football League.”

“He’s a brilliant person. He’s got a great mind and he’s going to shoot you straight.”

In the six years before Reid arrived in Kansas City, the Chiefs had won a total of 29 regular season games. In the last three years—half of that time—Reid has led the Chiefs to 31 wins.

It can’t be shot any straighter than that.

One of the reasons for that has been because of the play of quarterback Alex Smith, who came over via trade with the San Francisco 49ers as one of Dorsey and Reid’s first moves after arriving in Kansas City.

From their very first conversation, Smith knew it was going to be a good fit with Reid and the Chiefs.

“He asked me if I knew what a ‘22 Z in’ was,” described Smith.

The play is a staple of the West Coast offense, and Smith knew exactly what it was.

It signified what their relationship would become over the next three years—a symbiotic pairing of two great football minds.

Smith has thrived under Reid over the past three years, putting up the best numbers of his career and leading the team through a tough start to the 2015 season.

While many people on the outside were doubting the team after a 1-5 start, Reid wouldn’t let anyone in that locker room think outside of what they could control.

It’s how he’s approached everything in his life, and it was going to be what ultimately got them to where they wanted to be.

At home, Reid had the unwavering support of Tammy, who had learned long ago while sitting with her boyfriend's parents at the Holiday Bowl in San Diego, to never doubt that a comeback is possible, regardless of how bleak it might look.

"Maybe people don't know this about me but I'm a very positive person and I have the ultimate trust in Andrew as a coach," she mentioned. "We've been through 34 years of coaching and so I never don't think we're going to win.

"Even when we were 1-5, I was like, 'Everyone needs to calm down. Andrew can do this. He'll figure out a way.'"

The unflappable and even-tempered coach did figure out a way, and in doing so, received the praise of an old friend and mentor for what he was able to help achieve.

"I just told him how proud I was of him and what he did this year," Holmgren said of reaching out to Reid via text after the season, "and that extends to when I was still coaching too. We would play a game against his team and I'd look across the field, and of course we're in a battle that day and we're competing like crazy against each other.

"But also, I just had a great sense of pride about the guys that worked with me and how good they were."

Reid's 172 career wins as a head coach put him at No. 15 on the NFL's all-time list, just two shy of tying Holmgren.

"He never forgot where he came from"

It's been a life of football.

"I owe a lot to the sport," Reid explained. "How many guys get to start playing football when they're 5 years old and then continue that as a profession now when they're 57 years old? It's crazy to think about that and all the people I've had the opportunity and privilege to meet in between.

"I've been so lucky all the way through this whole deal."

While much of what Reid gets credit for on the outside is explained through a final standings sheet or a box score on a Monday morning, the things he's done for his players and his staff off the field and the respect they have for him can't ever be quantified.

It's something that goes beyond the field and something that's real.

Eric Berry's now-famous "Fear nothing, attack everything" slogan was something Reid had said, and it became the rallying cry for the best story in all of sports over the past year.

The things he's done for his staff members, going out of his way to help them in different matters, might never make headlines or see the light of day, but will be remembered forever by those he helped because of his sincerity in helping them for the right reasons.

It's a side of him that most will never know, and it's how he'll be remembered by those who do know Reid the person, not just the guy who stands in front of the cameras and answers questions about football.

There's a depth and genuineness there that only those who have known him the longest can truly appreciate. They know where he came from, how hard he worked, how he treated those before he was Andy Reid, the NFL coach, and how he still values those relationships to this day.

He is the man he is today because of the people he looked up to as a kid, and outside of his

parents and older brother, those were his coaches.

"I had great high school coaches," Reid explained. "They were phenomenal and they cared about the kids like no other. Now that I've raised kids and I've been around more, I see this because I thought it was this way for everybody, and it's not.

"I still talk to my basketball coach, my football coaches—I talk to all these guys from high school. Half of them raised me; half of them were in my brother's class. They saw me as a baby."

Maintaining those relationships keeps him grounded and allows him to never lose sight of how he got to where he is today.

"One of the things we've always said about Andy that is so hard to find, is that Andy never forgot where he came from," Kiwan, who has known Reid longer than most, said. "He maintains his relationships with the guys he played with in high school and even his old coaches.

"It's something that you just don't find with someone in his position. You just don't find that."

His position is one of the best coaches in the league right now, and when it's all said and done, probably NFL history. Currently, only 14 head coaches have ever stood on an NFL sideline and shook hands victoriously more after a game than Reid.

With another 11-win season in 2016, Reid would enter the top 10 in all-time wins.

He's already in rare company, but it's the way he's done it that has earned him respect across the league among his peers.

A few years ago, Reid made his way back to John Marshall High School as he was inducted into their Hall of Fame. In the trophy case, there is the Andy Reid Trophy, given to the school's best offensive lineman each year.

That school is part of his foundation—a building block of the man he is today.

The field at John Marshall High School was a stone's throw away from his house, and it didn't take much convincing for Reid and his friends to hop that 15-foot fence and to play on what used to be a mostly dirt field (before they became sophomores and played on it for real).

Now, his kids don't have to hop a fence to find a field to help lay their own foundations.

His son, Britt, who was born in San Francisco when Reid was out selling hot dogs to make ends meet, works as an assistant defensive line coach for the Chiefs.

"I think that it's awesome that he has an opportunity to learn from great coaches," Reid said of Britt. "Tommy Brasher, Bob Sutton, Gary (Gibbs) and Emmitt (Thomas), these are coaches that have been around the profession, so for a young guy getting into coaching, what great examples here that he's been lucky enough to be surrounded by."

Reid's other son, Spencer, who's currently a student at the University of Utah, was able to be with his dad on the sideline for the playoff win in Houston.

"Just to see your husband next to your sons, it's awesome," Tammy said. "All the pictures we have of them hugging after games, just to know that they're with their dad and that they get to share this joy together. It's emotional."

For Tammy, the life of a coach's wife isn't easy, but it's one that she has loved since her husband accepted that first job in San Francisco.

"I'm the head coach of our family," she explained. "Even though he is the patriarch and does all

these great things for our family, I kind of run everything when he's not around. I let him know where he's needed and what's going on with the kids.

"I also try and take care of him."

After seven stops in this journey, from the West Coast to the Midwest to the East Coast and back, the Reids have enjoyed the last three years in Kansas City.

"We love it here," she explained. "The people are so nice and kind and happy and respectful. I just love the values and the morals of the Midwest. Andrew isn't able to be out in the community like I am because he's working so much, but I'm just out in the grocery store having a great time talking to people in line."

It's a balance they have figured out together.

"It's not just the time he spends working," Tammy explained of what drives her husband. "It's how much he cares about his players and the team and doing everything in his power to help them be successful."

The man known for his work ethic, sincerity and staying true to his roots, often seen in Tommy Bahama Hawaiian shirts, has proven that in a cutthroat business like the NFL, relationships and how you treat people ultimately matters.

"I love the fact that of all the coaching jobs that I ever had, I'm talking from college to the NFL, I've been able to spend more time with my family coaching for him than anyone I've ever worked for," the assistant head coach and receivers coach, David Culley, said of Reid. "It's important to him."

The only thing that would ever trump his love for football is the love for family, and that extends to those he works with.

"He's a very Christian-type man and he cares about people," Holmgren said. "If you've bumped into him somewhere along the way, or created a friendship with him, it stays forever."

It's a life bred of a deep love for the game of football, the respect of those who have come before him and a love for those who helped him along the way.

"He's a historian," Dorsey added. "I bet you he's got his very first playbook from BYU. He's got playbooks upon playbooks—the depth, the knowledge, he has all of that, but at the end of the day, he's got a good heart."

"He's a good man, and to me, that spells it all."

*(John Dorsey)*

## **The Life and Career of Chiefs GM John Dorsey**

BJ Kissel  
Chiefs.com  
September 13, 2016

There were 156 names on the piece of paper - one given to each person in the two adjacent rooms on the second floor of Blum Union on the campus of Missouri Western State University at training camp.

The names were of the 90 players currently on the Kansas City Chiefs roster, a few former legends, such as Len Dawson, Buck Buchanan, Bobby Bell and Willie Lanier, among others, and also included everyone on the football operations staff - from the assistant coaches, to the trainers and security personnel.

It was a quiz, and general manager John Dorsey gave it to members of the communications, video, digital, photography and public relations departments.

For anyone who has ever spent much time around Dorsey, who is entering his fourth year as general manager of the Chiefs, there's a good chance he's asked you a question about NFL history, quizzed you on different college coaches or some random facet of the game that's been the center of his life's work.

But on this particular summer afternoon, everyone was told to fill out this piece of paper and write down the colleges attended of the people listed on the paper. They were given 15 minutes.

It was his way of having fun with everyone.

Dorsey, whose body language and mannerisms as he walked around showed that he couldn't wait to collect and grade them a bit later, always finds a way to interact with everyone in the organization in the best way he knows how - with a combination for his love for the game and a little bit of humor on the side.

This is a man who led an NFL personnel staff in its first year to overhaul a roster that ultimately pulled off the greatest single-season turnaround in franchise history, a nine-win improvement from a 2-14 record in 2012, to 11-5 in 2013.

Last year, the team won a franchise-record 11 straight games, including the first Chiefs playoff win in more than two decades.

On the field, Dorsey's successes are well documented, and off the field, he's passing as well.

This written test, which he did grade and score and later shared with everyone, is just one example of how Dorsey's interactions stretch far beyond the high-level decision-making that comes with running one of the NFL's most historic franchises. It's more than that because it's important to him that he helps develop a culture of inclusion among everyone in the organization.

Dorsey can often be found wandering around the offices in Kansas City and chatting with different members of different departments. He'll leave voicemails for staff members on their birthdays and takes his positive outlook everywhere he goes.

He's accessible, and that ability to relate with everyone from a customer service representative on the third floor of the Chiefs offices to some of the most powerful people in football is why he's found success.

"You want to talk about a relationship facilitating a contract," Tom Condon, who heads up the football division of Creative Artists Agency (CAA) and is widely known as one of the most powerful agents in the NFL, explained of his history with Dorsey. "We went out to dinner and finished Alex Smith's deal. It was just the two of us, and that was because I trusted him and knew we could do something without going through the typical machinations that go on with most of these contract negotiations."

In what ultimately became one of the biggest moves of Dorsey's Chiefs tenure thus far, he sat with Condon at Aixois restaurant in the Brookside area of Kansas City and was able to hammer out the necessary details of a contract over dinner.

Some things didn't have to be discussed because Condon trusted Dorsey, which is a theme among the most powerful agents in football.

Since that move, Smith has gone on to win more games under center for the Chiefs in his first three years than any other quarterback in franchise history.

Dorsey's laidback approach and way of doing business serves him well in this arena, and it also fits in well with the players, particularly Smith.



"[Dorsey] has joked with me from day one, throws (verbal) jabs and pushes, talks crap," Smith laughed. "He's funny and has a great sense of humor with it. He comes into our meetings and he's on the practice field. He's approachable."

Dorsey joked that his first conversation with Smith after the trade may have started over something like asking Smith, "Are you scared?"

It's something Smith couldn't remember or confirm but said it probably wasn't far off. That's just his personality.

Another example of Dorsey's reputation around the league helping facilitate a move was with right tackle Mitch Schwartz, who was surprisingly let go by the Cleveland Browns this offseason after they pulled a contract offer and made him available.

Schwartz's agent, Deryk Gilmore of Priority Sports, echoed the same sentiment as all the others in that Dorsey is easy to work with because "there's no dancing" with him.

Dorsey's professional relationships led to a personal one during his time working with the Green Bay Packers, and it's what initially connected him to Kansas City and later helped make the decision to take the Chiefs job a little easier.

One of Dorsey's friends within the scouting community, Lamonte Winston, a longtime personnel staff member with the Chiefs, wanted to help his wife, Claire, set up Dorsey with a friend she was studying for the bar review with at the time. Her name was Patricia, or Trish, as her friends call her.

They reluctantly agreed, and despite her blowing off the blind date attempt on two separate occasions, they met at Jack Stack barbecue in Kansas City one night.

"I thought he was very gregarious," Trish recalled of that first date. "He was a gentleman."

It's a relationship that began in one of the most iconic restaurants in Kansas City more than two decades before one of the most iconic football organizations in the NFL brought them right back full circle.

"I think people respect the fact that he's meat and potatoes," Trish said of her husband's ability to be transparent and honest in a business that's routinely described as anything but.

Those who know Dorsey best will describe him simply as a "football guy" and family man, who

would rather be fishing with his family in Door County, Wisconsin, which is the strip of land sandwiched between Green Bay and Lake Michigan, or watching film of a prospect somewhere.

This balance of family and success is derived from a work ethic developed from watching his father, Walter Dorsey, back home in Leonardtown, Maryland.

While he'll often be referred to as "Dorse" around the Chiefs offices, to those who have known him the longest, he's simply known as "John Michael."

That's what the people back in Leonardtown - a small waterfront town that sits on the Northern end of Breton Bay off the Potomac River - still call him to this day.

It's an area rich in history that's tied to the beginning of our country as St. Clements Island, which sits just a couple of miles up Breton Bay in the Potomac, was just the third settlement in America behind Jamestown and Plymouth Rock. It's also where the country's first Catholic mass was held.

Dorsey's family lineage can be traced all the way back to the first landing at St. Clements Island back in 1634, and the history was never lost upon his family, which has deep political ties to the area.

His great grandfather, Walter B. Dorsey, was first elected to the Maryland House of Delegates in 1911. His grandfather, Judge Philip H. Dorsey, was a Circuit Court Judge who was elected senator in 1926 and the House of Delegates in 1930 and 1934.

His father, Walter, was first elected state attorney in 1954, then elected to the state Senate in 1958. He was elected state attorney again in 1982, 1986, 1990 and 1994.

"His father, who happened to be one of the best attorneys in St. Mary's Country, did a lot of things for people and never charged them," Joe Stone, a family friend, explained. "He was always looking out for the ordinary guy."

"John's father was his idol," Trish explained. "He always wanted to impress his dad - Walter Dorsey was larger than life."

Dorsey's mom was a housewife who later in life became the police commissioner after she had remarried. Dorsey's parents divorced when he was a teenager, and after that, his time was split between Annapolis, where his mother moved when he was in ninth grade, and Leonardtown, where his dad stayed.

Dorsey would always come back to Leonardtown, which is only about 60 miles from Annapolis, for a few months in the summer to stay with his dad.

That's where he learned the value of hard work, as he always had to find a job during the summer. Dorsey spent different summers brick laboring, working on a tobacco farm, cutting grass and later even painting oil barges at a refinery to make extra money.

When he wasn't working, Dorsey was often found by the water.

"John likes to refer to his childhood as a Huckleberry Finn childhood," Trish explained. "He was always outside, he was always playing. Friends of his family would joke about how many trips to the [ER] John took because he really played hard when he was little."

"If I had to do it all over again, I'd probably do it the same way," Dorsey explained. "You were exposed to a lot of different things that you probably aren't exposed to today. You got to explore and be a young man."

Dorsey recalled how he and his friends used to make a little money down by the water when they were about 10 years old.

"There were about 20 piers that stretched for a mile and a half," Dorsey explained of his hometown. "In the early mornings, we'd catch hard crabs off the piers, and by the time we finished, we'd have about a bushel. When the tide went out, we'd walk along the grass beds on the shore and get the soft crabs, probably a couple of dozen or so.

"We'd take them all up to the town and sell them to the seafood man for like 10 bucks."

Dorsey grew up with his older brother, Phil, and sister, Helen, both of whom still live back in Leonardtown.

Phil is an attorney while his sister is active around St. Mary's County with many causes.

"She wants to save the bay," Dorsey explained of Helen. "She wants to save the historical society. She's just got one of those hearts where she wants to save everybody and everything."

A lot of what Dorsey did as a kid somehow revolved around the water, where he spent most of his time, but sports were always a part of the picture for John and his brother.

"In our neighborhood, you get the Baltimore Sun on one side of the street and the Washington

Post on the other," Phil explained. "So his idol was (former Baltimore Colts linebacker) Mike Curtis, and mine was (former Washington Redskins linebacker) Chris Hanburger, and we'd go to opposite ends of the yard and just run into each other - tackle each other."

The Dorsey family had a history of attending military school, which started at Leonard Hall Junior Military Academy in Leonardtown. That's where Dorsey went to school for grades five through eight.

"Every boy in my family for the last three generations - probably past my grandfather, they've always gone to military school," Dorsey explained. "My father, my brother went there, and I went there."

This is where he first started playing football, but Leonard Hall didn't have schools in the area to play against, so they'd play JV teams from the area high schools.

"We didn't know any better," Dorsey, who got kicked off the first football team he was ever on because they found out he was too young to play at 8 years old, explained. "I've always played against older guys."

After finishing high school in the Annapolis area, Dorsey spent two years at the historic Fork Union Military Academy in Virginia, where he played football for the legendary coach and longtime Commandant, Robert "Red" Pulliam, who passed away in June of 2015.

"[John's] a guy at practice who always wanted to take on the biggest guy and wanted to prove to everybody that he was the toughest guy out there," Mikey Sullivan, an assistant coach at Fork Union, explained. "The way he played was far and above his amount of talent."

"He was a little undersized but had a big heart, and he played like that at Fork Union. He did very well for us."

Maybe it was all of those times of pretending to be Mike Curtis with his brother that developed Dorsey's toughness on the field, or perhaps it was some kind of intrinsic motivation to come out of the large shadow cast by his father's political life, but Dorsey was good at football.

The decision to go to Fork Union and be introduced to Pulliam, who turned out to be one of the most influential people in his life, was pivotal in Dorsey getting to where he is today.

"Coach Pulliam was a very unique person for all of us," Sullivan, whom Dorsey explained as being

a "mini-me" of Pulliam, said. "He had an unbelievable ability to make you believe in yourself - believe you are capable of achieving greatness, and at the same time, hold you accountable for everything you did.

"He was such a good person. You were afraid to ever embarrass him or let him down."

Pulliam spent 40 years in some capacity at Fork Union, most notably as its head football coach and longtime Commandant. He compiled a remarkable record of 170-69-7 during his 26 years as the head coach, serving as director of development, chief operations officer and later as a member of the board of trustees after he finished coaching.

Fork Union has seen more than 80 of their alumni drafted into the National Football League, including quarterback Vinny Testaverde, running back Eddie George, receiver Mike Quick and Dorsey himself, among others.

"For every kid that walks through our doors, if they grow up to be successful fathers, husbands or contributors to society, we won," Sullivan explained. "And with John Dorsey, we won again."

Dorsey was inducted into the Fork Union Military Academy Sports Hall of Fame last June.

Following a two-year standout career at linebacker at Fork Union, Dorsey originally committed to North Carolina, but he changed his mind after being told he wouldn't play until he was a junior. Now free to go where he wanted, Dorsey opted for Connecticut thanks to a connection with an old college teammate of his father at Western Maryland.

Dorsey began his college career as an outside linebacker.

"When I was a freshman, I was on the 'look' team, and we'd give them a good look, like a real good look," Dorsey laughed. "It was like week three or four when I really knew I could play with these guys. And so finally I got the trust of the coaches and they finally decided to put me in there and they put me on the outside."

It wasn't until later that Dorsey would move to a different position, and it ultimately changed his life.

"I think the defining moment [of my career] was when they shifted me to an inside backer," Dorsey recalled. "That kind of changed the whole dynamic of everything."

He explained why he liked playing on the inside.

"You can make more tackles," he laughed. "We faced a lot of Wing-T teams back then, and they could run away from you on the outside but they couldn't run away from you on the inside."

Jan Norris, a next door neighbor, who had actually babysat Dorsey as a young kid when she was a teenager, remembers travelling to many of his games in college.

"His father was scared to fly," Jan explained. "So I got invited to go along with Walter a lot because he wanted somebody to drive him. Luckily, I was able to go along quite a bit because he wanted to go to every game he could to see John Michael play."

Dorsey was a four-year starter (1980-83) for the Huskies football program and was twice named the Yankee Conference's Defensive Player of the Year (1982-83). He still ranks as the all-time leading tackler in program history with 495 career tackles and holds the single-season record with 184 tackles (1983).

After a stellar college career, which recently landed him on the College Football Hall of Fame ballot, Dorsey was drafted by the Green Bay Packers.

At the time, he thought he was going to the Miami Dolphins, but fate had other plans.

"First thing I noticed was meeting Forrest Gregg - going, 'Holy crap, that's Forrest Gregg,'" Dorsey explained of arriving in Green Bay. "That was a big deal to me."

Gregg was a six-time Super Bowl champion who played for 16 seasons in the NFL and is a member of the Pro Football Hall of Fame. He played collegiately at Southern Methodist University (SMU) in Texas, where one of his college teammates was Lamar Hunt, founder of the Kansas City Chiefs and the American Football League (AFL).

When Dorsey was drafted with the No. 99 overall pick in the 1984 NFL Draft, Gregg was the head coach and de facto general manager for the Packers, while former CEO Bob Harlan handled the contract side of things.

A fierce linebacker with an affinity for history, which makes sense considering the lineage of his family and hometown, the opportunity to play for an organization like the Packers meant everything to Dorsey.

"You run out on the field, and then you look over at the alumni section and you quickly understood what it meant to be a Green Bay Packer," Dorsey recalled. "When Otis Anderson was knocked out

of bounds, he was in front of the alumni section and the next thing you know, Ray Nitschke's pointing at him, yelling, 'Get up, this is our sideline. Get back to your huddle.'

"You're going, 'My God, it still means something to these guys.'"

It didn't take long for Dorsey to find a role with the Packers, amassing 35 special teams tackles in 1984, which still stands as a team record.

"He was like a lot of guys in a sense of - and I was one of these myself, a good old fashioned [try hard] guy," Larry McCarren, a former teammate with the Packers, explained. "I don't say that in a derogatory sense. It's more admiration because everybody respected John.

"While he wasn't the most gifted or talented guy on the team, [Dorsey] was the guy you could count on to do his job, and to do everything in his power to accomplish that job."

McCarren, who played center, vividly remembers practices against the former "try-hard" linebacker.

"When you took a peek to see who you had to go up against, and it was Dorsey, you knew it wasn't going to be fun," McCarren recalled. "He's going to hit you, and he's going to hit you with everything he's got. There was no such thing as a [brother in-law] play with John.

"If you were going against him, regardless of drill - and there was a lot more rough stuff in those days - you better bring your work gloves, because he's going to be wearing his."

During his five-year career, Dorsey had 130 tackles, 2 fumble recoveries and a pass defensed. Most of his value came on special teams, where he led the Packers in tackles in three of his first four seasons, which helped him earn the nomination to be the Packers special team's captain.

Dorsey was also voted as the Packers "Man of the Year" in 1987 because of his contributions to the Green Bay community, which included heavy involvement with the Wisconsin Cystic Fibrosis Foundation.

After suffering a knee injury during warmups of the season opener in 1989, Dorsey was placed on IR and missed the season.

He would never play football again, but former Packers chairman Bob Harlan, who wrote Dorsey's first contract and had grown to respect the man who maximized every bit of his potential, believed in John - the person well enough to offer him a position in the scouting department if he wanted to



stay in football.

"I thought he had the personality to form good relationships with the coaches on the college campuses," Harlan recalled. "I just had a great deal of confidence in his future. He had great people skills."

Two years before they won Super Bowl XXXI back in 1996, the Green Bay Packers personnel staff used to take frequent trips to Appleton, a town 30 miles to the southwest of Green Bay and home of the Appleton Foxes, a minor league baseball team affiliated with the Seattle Mariners.

They would spend so much time grinding through film leading up to the draft that their boss, former Packers general manager Ron Wolf, thought it was best to get out and spend some time together.

"It was a moving office," Dorsey explained of those trips with Wolf - his mentor, who was inducted into the Pro Football Hall of Fame in 2015. "When Ron said, 'Lets go for a drive,' it meant he wanted to talk."

Those drives often led to Appleton, and whether or not it was Dorsey, or any of the other four members of his personnel staff who are now general managers around the league - John Schneider (Seattle Seahawks), Reggie McKenzie (Oakland Raiders), Ted Thompson (Packers) and Scot McCloughan (Washington Redskins) - Wolf's goal was to talk business in a relaxed atmosphere.

"Whether that helped or not, I don't know, but we did that," Wolf explained. "What helped was we got to watch Alex Rodriguez start his career."

Rodriguez had been the No. 1 overall pick in the Major League Baseball Draft by the Mariners the year before, and he was playing for the Foxes.

These NFL personnel guys were just two years shy of putting together a roster that would become a Super Bowl champion, which meant some of the decisions made and discussed during these trips were paramount in achieving that level of success.

At that time, Dorsey had been a scout for only a few years, but he was beginning to make his mark with one of the most talented personnel staffs ever assembled.

Although in Dorsey's eyes, this all almost never happened.

Soon after Wolf was hired in 1992, Dorsey remembers the first conversation they ever had. He was scouting at Rutgers and watching some film when he received a phone call.

"Some guy named Ron Wolf is on the phone for you," someone told Dorsey, as he recalled.

Dorsey thought he was getting fired.

"John, this is Ron Wolf calling, how are you doing?"

"I'm doing pretty good Mr. Wolf, how are you, sir?"

"Do you know how to work these computers?"

"Well, yes sir, I do."

"OK, good. Get on a plane, come back here and show me."

That was the first conversation between Dorsey and Wolf, and years later, the impact he would have on Dorsey's career and the careers of the other future NFL leaders in that room cannot be understated.

"I attempted to instill in each and every one of them how important it is to remember the guys that came before you," Wolf explained. "I was very fortunate that the people who came to work for me adapted to my style, and they really and truly did a tremendous job."

In 1992, Wolf hired head coach Mike Holmgren and traded for Brett Favre, then signed free agent defensive lineman Reggie White a year later in 1993, and it was those three moves that ultimately paved the way for his path to Canton and the Pro Football Hall of Fame.

If you ask Wolf, he'll be the first to tell you that all of their decisions were made as a group, and that one of his biggest accomplishments in Green Bay was surrounding himself with such talented and driven evaluators who weren't afraid to speak their mind.

"This is not their pick; this is not my pick," Wolf explained of his process. "It was our pick. It's a pick from the Green Bay Packers, and no one's feelings could get hurt."

"He was willing to teach you everything you wanted to learn depending on how far you wanted to take it," Dorsey explained of his mentor. "We learned decisiveness. We learned of the depth on how to build a team, how to work with coaches, how to build a draft board, how to communicate

and make hard decisions.

"And ultimately, how to make the pieces work, and if they didn't work, how to find a solution to whatever lies ahead of you."

The respect was mutual between Dorsey and his mentor.

"If we needed an answer to a question, he would get that answer," Wolf recalled of Dorsey as a young scout. "He wouldn't quit until he had an answer or until we had a problem solved."

It's the work ethic driven by watching his father all those years back in Leonardtown manifesting itself decades later in the prism of a football team.

Dorsey recalled one night he was working late with Schneider before the 1995 NFL Draft, and it was about 5:00 p.m. when Wolf came to them with a task.

"I want that box done by tomorrow morning," Wolf said to them, pointing at a hanger box full of almost 600 VHS tapes.

It was going to be a late night.

"Schneider and I stayed there till 3:30 a.m., and we watched every tape," Dorsey recalled. "We found one player and we drafted him - running back Travis Jervey."

Jervey, who played collegiately at The Citadel, was selected by the Packers in the fifth round of the 1995 draft with the 170th overall pick. He made the Pro Bowl in 1997 as a standout special teams player and actually laid one of the first blocks that sprung Desmond Howard's 99-yard kickoff return touchdown late in the third quarter of the Super Bowl, which gave the Packers a 35-21 lead and ultimately sealed the victory.

Dorsey spent six years as a scout for the Packers before being promoted to director of college scouting in 1997. It's a position he held for only two years before leaving to join Holmgren in Seattle in the same role in 1999.

Dorsey returned to Green Bay after just one year.

At the time he was in Seattle, he had two young sons, Bryant and Austin, who were teenagers and would soon be entering high school.

"I thought it was important for them to have their father around," Dorsey explained, "so I decided to go back to Green Bay and make sure I saw those kids grow through their high school years."

Bryant is now a district attorney back in the Green Bay area, while Austin lives in the area as well and is a commercial and residential electrician.

"They love it there, and they've turned out to be really good young men," Dorsey explained of his two oldest sons. "So that makes me proud."

After Harlan retired in 2008, he always made it a point during the Packers home games to sit with the personnel staff because he really didn't feel like sitting with the executives.

"John always had a seat for me," Harlan explained. "He kind of took care of me."

When Dorsey first got permission to interview with the Chiefs after the 2013 season, which is one of only two jobs he always said he'd ever leave for, Harlan was one of the first people he called.

"I remember the first thing I said," Harlan recalled of that conversation. "I told him, 'It's a class organization that has a wonderful fan base. I've known the Hunt family for years and respect them tremendously. I think you've got to take it. I wouldn't hesitate for a second to tell you to take that job.'"

The opportunity to come to Kansas City also meant something to Dorsey's wife, Trish, who grew up in the small town of Abilene - which sits just an hour to the west of Manhattan.

Trish attended the University of Kansas and got her law degree from Washburn, and she continued working for a Kansas City-based law firm even when they were living in Green Bay.

"I was thrilled by the possibility of it, but I know football is a very complicated business," Trish, who remembers being in the kitchen at their home in Green Bay when John called and told her of the opportunity, explained. "And so, I was very excited but tried to keep my bearings about it. It just seemed impossible that all the stars would line up for us to come back."

Just a few days later, Dorsey called Harlan to give him the news.

"Quite honestly, I would have been disappointed if he hadn't taken it," Harlan recalled.

It wasn't the first offer Dorsey had to become a general manager, or even the second, but it was the one he was waiting for.

Wolf, who retired in 2001, has his handprints all over the NFL right now with five of his former protégés holding general manager positions, not to mention that his son, Eliot, is currently the director of football operations for the Packers.

"It means a great deal to me," Wolf explained of the success of those who worked for him. "You've got four of the five guys in the playoffs last year. There's no substitute for hard work, and they're enjoying the fruits of their labor now. Like I said, there's only so many of those jobs in the NFL, and five of them came from here.

"I'm very, very proud of that."

In Kansas City, Dorsey was able to reunite with a coach who had been with him in Green Bay for nine years (1992-99), Andy Reid.

"Back then, we were both in lower positions, about as low as you could be in both of our jobs when we first started off together," Reid recalled. "We've been able to last a little bit in this business, and so you'd hope you have the opportunity to be a GM, and you hoped to have a chance to be a head coach, so it's worked out for both of us."

From the beginning, Dorsey impressed those within the Chiefs organization.

"His enthusiasm for the opportunity came across even before that interview," Chiefs chairman and CEO Clark Hunt said at the time. "I had a chance to speak with him on the phone a couple days before that (interview), and he expressed how excited he was that I was reaching out to him. In his interview, although it went on for a while, he showed a high degree of enthusiasm the whole way.

"I know he has had chances to go other places, and for whatever reason, he decided not to, and I am thrilled that we were able to attract him to the Chiefs."

"It symbolizes everything I believe in," Dorsey explained of joining the Chiefs. "From the proud tradition, to the fan base, to the ownership. I mean, everything matched what I thought was important in professional football."

"The immediate impression, especially in that context, was that he's a football guy," Chiefs president Mark Donovan recalled of Dorsey's interview. "You can argue different approaches to what the GM has to handle, but he has a passion for it."

Those who had known Dorsey for a while, like his friend Hans Schaup from Green Bay, had no

issues putting their money on the line knowing the kind of success Dorsey would have sooner rather than later.

"I became a Chiefs season ticket holder that April," Schaup explained. "[Dorsey] gave me the number to call, and now I have four seats right on the 30-yard line behind the Chiefs bench. That's how much confidence I have in [Dorsey] and Andy [Reid] turning around the ship."

In just a short time, Dorsey has taken the lessons he learned from Wolf, and just like Schneider in Seattle, McCloughlan in Washington, McKenzie in Oakland and Thompson in Green Bay, made them fit with the Chiefs.

"I think we tweak it to our strengths and weaknesses," Dorsey explained of his philosophy. "We all put our own stamp on it, but the blueprint is there. I've always said, 'We're 85 percent Atlanta Braves, and 15 percent Oakland Athletics.'

"Touch it, feel it, smell it - Braves. Analytics - Athletics."

Dorsey is more of an eye-test guy, and it has served him well throughout his career and particularly over the past couple of years overhauling a roster in Kansas City.

"I remember the first year, we had a lot of circles up on the board," Reid explained of the personnel staff he uses to analyze the roster. "This year, there aren't those 'circles,' so that's a good thing."

One of the most valuable lessons Dorsey learned while working for Wolf was that everything was in the details. That showed itself in many ways, particularly leading up to each NFL Draft.

As they would set their draft board each week, the scouts would have to take turns setting the board under the watchful and detailed eye of Wolf.

"[Wolf] would go down every team's board, and he would know every tag," Dorsey recalled. "If it was your week to do the board, God help you if you can't find those mistakes. Every week, once a week, he would come in there and find a mistake and go, 'I think so and so is not in there. I believe that number's wrong. I believe he ran a 4.48 not a 5.28.'"

It was an amazing display and goes to show you the level of detail Wolf had throughout his career, and it's a process Dorsey has kept for the next generation of potential general managers on his staff.

"We still try to adhere to that principle today with the young scouts," Dorsey explained. "And they'll tell you, we still do that. Jimmy Noel and Matt Donahoe, we still get them on that board."

Dorsey's right-hand man with the Chiefs is Chris Ballard, who left the Chicago Bears after 12 years in their personnel department to join Dorsey in Kansas City.

"I trusted him," Ballard, who first crossed paths with Dorsey while scouting at Louisiana Tech back in 2000, and then later on, when Dorsey helped organize the Hula Bowl, a college football showcase that ran for more than 60 years before ending in 2008, explained. "Especially just knowing a lot of the people I knew in Green Bay, knowing [Dorsey], and knowing what he stood for and what kind of man he was, it made it an easy decision."

Ballard, who is widely considered one of the top evaluators in the game as well, has learned plenty from his mentor over the past four years in Kansas City.

"I've learned from John that there's always a player out there and you've always got to continue to dig and look, and you can't be scared to bring that guy on your team," Ballard explained. "You've got to be aggressive. If you think this guy's better than somebody that you have, you've got to be willing to make the move. We're not drafting for our egos. We are drafting for the Chiefs and I've learned that from John."

"It doesn't matter what anybody else thinks. It only matters what we think in that room because at the end of the day it's the Chiefs' pick."

One of the most recent moves that's attributed with the success of the personnel staff was the decision to draft the NFL's reigning Defensive Player of the Year, cornerback Marcus Peters.

"One thing about [Dorsey] is he never makes it about him," Ballard explained. "It's about us. It's about that room - the coaches, the scouts, and all of us getting it right together. At the end of the day, that's what always stays. Even when he has a strong belief in a particular player, he wants to get everybody on board with it."

In the case of Peters, Dorsey wanted to get everyone on board.

"He absolutely, unequivocally wanted Peters," Ballard recalled of the work leading up to that draft. "I give him a lot of credit for that because everybody tried to poke holes in his steadfast belief that this kid was a good kid at heart and was going to be a great player for the Chiefs."



"And he was right - he was dead right."

After a Pro Bowl season and plenty of hardware and accolades for his rookie season, Peters' relationship with Dorsey is one of mutual respect.

"We understand each other," Peters explained of him and Dorsey. "When we need to talk, we talk, but I love him. He's a cool dude."

Whether it's hitting on a first-round pick or a slew of waiver-wire pickups, as was the case back in 2013 when the Chiefs picked up seven players after rosters were cut down to just 53 players, Dorsey showed you can build depth of talent in any number of ways.

Three of those seven players are still on the roster, and two of them, safety Ron Parker and defensive lineman Jaye Howard, are starters for a defense that's allowed the second-fewest points in the NFL over the past two years.

Both of those players have also earned multi-year contract extensions from Dorsey and the Chiefs.

"That was probably one of my most fun days in scouting," Ballard recalled of that waiver-wire period back in 2013. "I've never been a part of something where we had to claim so many players and found so many players."

Ballard has also learned from Dorsey how to deal with missing on a player.

"We might make a decision that we'll back away and have to move on from because it's not the best thing for the team in the long run, and that stings every once in a while, all of us," Ballard added. "I mean, we're going to have players that we don't get right, but at the end of the day, we're going to find the right players for the Chiefs, and [Dorsey's] outstanding at that."

Dorsey often describes himself as an "eternal optimist," which is an apt description for a man who had his fair share of blue-collar jobs growing up, and he's taken that same attitude to what many would consider a job that's far from blue collar.

"The one thing I don't think people realize is, those years in the trenches, those years scouting on his own in a rental car in the backwoods of Mississippi or Georgia, or wherever, trying to do the extra piece of research on a certain player," Donovan explained. "The work he put in and his understanding of how important that work is, that little detail, which says, that's why you don't draft

that guy, or that's why you do draft that guy - those are his best stories."

Getting that blue-collar attitude out of Dorsey is easier said than done.

"We had to deal with it this offseason," Donovan laughed. "He's a general manager now, and to start taking off and going to some back neighborhood to talk to friends of a potential player may not be what he needs to do right now.

"He's still trying to do the things that he used to do as a scout because he knows the importance of the little details."

In the world of professional football, which is often portrayed as anything but honest and forthcoming, Dorsey's reputation, described as "flawless" by NFL super-agent, Tom Condon, stretches across the spectrum of people he's worked with over the years.

"If he tells you something is blue today, it's going to be blue tomorrow," Tony Paige, the executive vice president of football for Perennial Sports and Entertainment, said. "It won't be blue today and green tomorrow. He's a straight shooter - always has been."

Paige played nine years in the NFL and first became friends with Dorsey when he was a fullback for the Detroit Lions at the same time Dorsey was playing with the division-rival Packers.

"He's one of the best and most talented evaluators I've ever known," Paige added. "I've been an agent for more than 20 years and in this league for more than 30, so I've got a lot of respect for the guy.

"Nobody watches more film than him."

Beyond the film room, Dorsey has earned his reputation by being genuine with people, regardless of whether they're interns during training camp or parishioners at his church.

"He's really concerned about the character and giving people a chance," Bishop Bob Morneau of the Resurrection Church of Green Bay, explained of Dorsey, whom he'd grown close with all those years Dorsey and his family lived in Green Bay.

Morneau remembers watching Dorsey chase around his two youngest children, Jack and Catherine, in the narthex during mass on Sundays because as Morneau said, "they were a little rambunctious" and had to step out.

"I just remember how attentive he was to the children and how loving," Morneau recalled, "and then I was just impressed with his character. He's always been a gracious man - a man of great moral character."

To this day, Dorsey considers Morneau one of the most influential people in his life, and he'll call and ask for a prayer from Morneau for the players heading into a big weekend, and it's never about winning, but rather about keeping them safe.

When the Chiefs played in Green Bay over the last two years, Dorsey invited Morneau to the team hotel to offer a church service for any players who wanted to attend.

Dorsey's faith is important to him.

"He has an appreciation for their life outside of just football," Morneau explained. "He trusts in a person and their families and their interests. He has a real sense of human dignity and these individuals are persons, not just football players."

One example of this taking place was with former Packers linebacker Jamari Lattimore, who signed with the team as an undrafted free agent linebacker out of Middle Tennessee State back in 2011.

Lattimore's agent - Tony Agnone of Eastern Athletic Services - has known Dorsey for more than three decades because he actually tried signing him as a client when he was coming out of college. Agnone explained that Lattimore wasn't ready for a lot of things coming into the NFL.

"[Dorsey] did everything he could to help him," Agnone recalled. "He helped him get a car and even helped him get a sport coat. He helped get his apartment taken care of. I mean, John personally did that. That is the kind of thing that you don't really see much in the NFL right now.

"That's really kind of an old school thing."

Agnone and Dorsey have a streak going at the Senior Bowl in Mobile, Alabama, going back a couple of decades in which they make sure to find one day to eat breakfast together every year.

One of Dorsey's favorite sayings is, "God created two ears and one mouth," which is fitting for the way he has developed his reputation around the league.

"I think what a lot of people don't understand is how much of a relationship business the business of football really is," Rick Smith, a partner at Priority Sports and Entertainment, explained. "The

guys who understand that happen to get a lot of things done, and guys who don't, struggle.

"Dorsey understood that right away. He listens to you. He calls you back and hears what you have to say, and he'll change his mind if he hears something a little different than what he's thinking that makes more sense to him. He's just great that way, and I think that certain transactions happen in Kansas City because of those relationships.

"I think all things being equal, you tend to want to do business with guys that allow you to do your job, and [Dorsey] gives that probably more than anybody in this business." it's something Dorsey was taught as a kid, and it stuck with him.

"There's five people you meet through life's journey who make an impact on your life," he explained.

Outside of his family, obviously, Dorsey said he's already identified four of those people in his life - starting with Robert "Red" Pulliam from Fork Union, continuing with Harlan, Wolf and Morneau in Green Bay.

Those are the non-family members who have had the biggest influence on who and where Dorsey is today, and beyond that, there's simply a deep appreciation and love for the game of football.

"When you talk to John about football, you can't get away with just talking about the season," Trish explained. "You have to be really well-versed in the history of it. As the game has become so much more commercial and so much more pop culture, he's grown with that, but he's never lost sight of the history."

Whether its quizzing interns during training camp about current and former NFL players, or maintaining old friendships that lead to moves which could hopefully bring the Lombardi Trophy back to Kansas City, Dorsey has done things the right way through his tenure so far.

"What he's best at is what's most valuable to this organization - building a team, evaluating talent, putting people in the right places and working with a coach," Donovan explained. "If you asked him, I'd assume that would be his answer, too.

"He's learning all of the other things - with the media and business stuff that we make him do, that's a part of it and it's important, but at the end of the day, what we want him to be the very best at is what he is the very best at."

Through it all, Dorsey has never forgotten where he came from.

"Everybody that has been a part of his life, he's still much entwined with and keeps in touch with," Ron Jensen, a friend back in Leonardtown, explained. "He's never forgotten anybody. You don't find that a lot of times once people become very successful."

Dorsey is the same guy who spent much of his childhood in the emergency room because he was always exploring things outside, and who still finds time to email back his old babysitter, Jan Norris, who lived next door to his parents growing up and who sends him the positions she thinks the Chiefs should focus on in the upcoming draft.

She jokingly takes credit for the Chiefs first pick being a defensive lineman in former Mississippi State Bulldog Chris Jones.

On a deeper level, Dorsey provides items each year for an auction back in his hometown in honor of his friend's daughter, Jenna Stone, who tragically passed away three years ago.

The "Jenna Stone Memorial Golf Tournament" and auction raises money for an activity fund at the local high school, St. Mary's Ryken.

"John Michael never ever misses sending something," Joe Stone, Jenna's dad, who gets "Happy Father's Day" cards from Dorsey "out of the blue," Stone explained. "It just means so much to me."

That's the Dorsey they all know back in Leonardtown, and when asked about remembering longtime friends with those types of gestures, Dorsey would rather not make a big deal out of it, saying, "Those are just the things you do in life."

Those are just the things he does in life, just like the quizzes he hands out to staff members for fun or the sport coats he gets for players who need the help. There's a genuine love and respect for people underneath it all for Dorsey.

"We tend to complicate life," Dorsey explained. "You treat people the way you want to be treated, and communicate. It's pretty easy."

*(Andy Reid)*

## **Chiefs' Andy Reid rolls his 300 game, yawns, but others impressed**

BY BLAIR KERKHOFF

Kansas City Star

October 20, 2016

A Big Red milestone will be reached when the Chiefs take on the New Orleans Saints at Arrowhead Stadium on Sunday.

Andy Reid will coach his 300th NFL career game. Only 14 in NFL history have coached more, and assuming Reid remains on the sideline for the remainder of the season he'll jump to No. 13 in longevity by game, counting the regular season and playoffs.

Reid, 58, paused briefly before answering a question on the topic on Friday.

"I didn't know that, and I never look backwards," Reid said. "I'll do that when I retire.

"I know I'm older because when I look in the mirror ... at a lot of grays."

So perspective on this landmark won't flow from Reid, at least not while he has to prepare for a game.

The posture is understandable. Some coaches go along with such subjects and offer at least a token peek in the rear-view mirror. Reid doesn't.

But others are happy to weigh in for Reid.

"He's always been a gentleman, a great football coach and a real good friend," Saints coach Sean Payton said. "We watch his film all the time. There are a handful of tapes that we're always going to watch offensively, and his would be one of them."

Payton was a member of the outgoing staff in Philadelphia when Reid was hired by the Eagles from the Packers' staff for the 1999 season. Had he not taken the Eagles job, Reid probably was headed for Seattle with Mike Holmgren to become the Seahawks' offensive coordinator.

But at 41, Reid became the game's second youngest head coach and began an Eagles' tenure that lasted 14 years and produced 140 victories, including 10 in the postseason.

The first game? Reid said he didn't remember, and selected amnesia serves him well here. The Eagles opened a 21-0 first quarter lead on the Cardinals at Veteran's Stadium in Philadelphia, with the help of two touchdown passes from future Reid assistant and current Eagles head coach Doug Pederson, but fell 25-24.

Reid's first Chiefs game ended in triumph, a 28-2 victory over the Jaguars. His overall record (including playoff games) of 175-123-1 includes a 35-21 mark in Kansas City. Alex Smith has been the starting quarterback for all but two of the games while Reid has been with the Chiefs. Reid had tried to land

Smith from the 49ers in Philadelphia. He got his man with the Chiefs, and Smith was asked about Reid's success.

"It would be hard for me to break down what's gone into that success and longevity," Smith said. "For one, the passion for the game. It starts there. For the game, the teaching side, coaching and being around it.

“It doesn’t end, and it’s not getting satisfied anytime soon. You’ve also got to be good at it. The chance to (coach) that many games, you’ve got to be good and have some success.”

Reid’s had that, and his teams have come through on his milestone games. The Eagles won at the New York Giants 27-6 in 2004 in Reid’s 100th game, and they defeated the Falcons 31-17 in 2010 in his 200<sup>th</sup> game.

No. 300 kicks off on Sunday. Reid will consider every aspect of the game, except that one.

“I haven’t really thought about it,” he said.



(Eric Berry)

## Eric Berry named NFL's Comeback Player of the Year

Marc Sessler  
NFL  
February 6, 2016

SAN FRANCISCO -- Eric Berry's return from Hodgkin's lymphoma was, in the eyes of many, the best story in football this season. The Associated Press agrees, naming the Kansas City Chiefs safety their Comeback Player of the Year at *NFL Honors* on Saturday.

"There were some tough times. There were times I felt like I couldn't do it anymore," Berry said in his acceptance speech. "There were times of uncertainty. ... There were a lot of lonely nights but my mom was right there. ... When I lost my hair, (my dad) shaved his head so I wouldn't be by myself and I love you to death for that."

Berry added, "I knew I would be here, but I feel like I'm dreaming right now."

After leaving the team late in 2014 to battle his illness, Berry roared back in 2015 to earn his fourth Pro Bowl selection and second first-team All-Pro nod, looking as good as ever for a Chiefs defense that surged down the stretch during Kansas City's heady 11-game win streak.

"Oh man, it was terrifying at first," Berry told NFL Media's Alex Flanagan on Thursday's edition of *Super Bowl Live*. "Just hearing 'You have cancer' -- it was tough. But I had a great support system."

Berry told Flanagan that he never considered walking away from the game, saying: "That wasn't even my focus. My focus at first was just getting healthy and getting back to E.B., being able to have a normal day. Then I just started seeing progress. And I was like, 'Man, I'm going to get back on the field.'"

Berry dominated the race for Comeback honors, netting 38 of the 50 votes. Cardinals quarterback Carson Palmer finished second with six votes ahead of Vikings running back Adrian Peterson with four. San Francisco linebacker NaVorro Bowman and Bucs running back Doug Martin each grabbed a solo vote.

At 27, Berry still has plenty of time left to add to his legacy as one of the league's top safeties. The Chiefs plan to keep him around, too, with NFL Media Insider Ian Rapoport reporting that Kansas City is ramping up talks on a new contract for the soon-to-be free agent.

That's business for another time. Today we can celebrate what Berry has accomplished.

*(Marcus Peters)*

## **Chiefs' Marcus Peters named NFL's defensive rookie of the year**

Terez Paylor  
Kansas City Star  
February 6, 2016

SAN FRANCISCO – Talk about a dream scenario.

No one represents his city more than Chiefs cornerback Marcus Peters, a proud Oakland native. So really, what better place to receive the NFL defensive rookie of the year award — which he was awarded Saturday night during the league's NFL Honors program — than San Francisco, which is a short drive across the Bay Bridge.

"It means a lot, you know," Peters said. "It shows all my hard work and trusting and sacrificing that I had to do to get to this point. It's been a hell of a year for me, to turn around and think back last year around this time, what I was going through."

The honor caps a remarkable season for Peters, who was dismissed from Washington during his redshirt junior year for repeating disagreements with the coaching staff but was still taken by the Chiefs with the 18th overall pick in the 2015 NFL Draft.

"All it was was just me and my family and a dark tunnel — we always believed we could get to this point because my confidence in myself was never going to change at all, so everything else around me, I just needed to tight up a little bit," Peters said.

Chiefs cornerback Marcus Peters examines the many reasons he's happy and grateful to be named the NFL's defensive rookie of the year.

On the season, Peters added a dash of playmaking to a secondary that desperately needed it. He tied for the league lead in interceptions with eight, and led the league in passes defensed with 26.

He and second-round pick Mitch Morse, who started 15 games at center, represented a respectable haul in last year's draft, something Peters wasn't shy about pointing out Saturday.

"The Chiefs stole the draft last year," Peters said. "I knew I was the best defensive player going into last year's draft. My demeanor ... even when I'm just hanging around my teammates, it just comes off a little strong. And my mom, she tells me all the time that I need to soften it up a little bit.

"But that's the grind, that's the grind that I get from Oakland. It teaches me to make sure I keep my core solid and trust and believe in family."

Peters helped the Chiefs, who tied for last in the league in interceptions last season with six, increase that number to 22, the second-most in the league. He also returned two interceptions for scores and finished with 60 tackles.

*(Derrick Johnson)*

## **Chiefs LB Derrick Johnson: “I want to be a part of it”**

BJ Kissel  
Chiefs.com  
March 14, 2016

The veteran linebacker’s heart was always in Kansas City.

“We aren’t going to let good football players go.”

That’s what Kansas City Chiefs general manager John Dorsey said a few weeks ago at the NFL Scouting Combine when asked if they were going to bring back veteran linebacker Derrick Johnson, who was scheduled to become a free agent when the new league year began.

Johnson, who is the franchise’s all-time leading tackler and who has been one of the most beloved players in the community since he joined the Chiefs back in 2005 as the team’s first-round pick (No. 15 overall) out of the University of Texas, didn’t give leaving much thought.

“There wasn’t a doubt,” Johnson said of whether or not he’d be returning to the Chiefs, despite outside interest from other teams.

Johnson had said all along that he wanted to come back, and he wasn’t the only member of the defense to re-sign with the team last week.

Both veteran linebacker Tamba Hali and defensive lineman Jaye Howard signed multi-year contracts to stay as well.

“The chemistry we have, that’s very important,” Johnson explained. “We’re a close-knit group. You don’t want to break that up. [John Dorsey] and the organization, they made sure they kept the nucleus of the defense together.

“I was happy to see my brother Tamba [Hali] get his contract done.”

In fact, Johnson and Hali had been communicating with each other over the offseason, trying to make sure they were going to keep this group together.

When Hali signed his extension, Johnson was among the first to reach out to him.

“It was one of those old friend moments,” Johnson recalled, “and I told him, ‘Hey, whatever I have to do, we’ll work together to get this done.’”

“At first, [Hali] was a little worried because it was getting down to the wire, but the old man hadn’t left him yet,” he laughed.

Johnson and Hali will forever be connected as they were the team’s first-round picks in back-to-back years—2005 and 2006. They have 10 Pro Bowls between them and have seen the ups and downs—good seasons and bad—and those experiences created a bond they weren’t going to break.

They helped lead a defense which allowed just 12.1 points per game during the final 13 contests of 2015, a mark that led them to a franchise-record 10 consecutive wins and their first playoff victory in more than two decades.

The defense was the catalyst for last season's turnaround from a 1-5 start, all the way to the best season for the franchise since "The Sandlot" was one of the top movies at the box office.

"The last two years, we've beaten the Super Bowl champions," Johnson added.

In Week 4 of the 2014 season, the Chiefs beat the New England Patriots by a score of 41-14 on Monday Night Football at Arrowhead Stadium. The Patriots would go on to win the Super Bowl. In Week 10 of this past season, the Chiefs beat the Denver Broncos, 29-13, and they would also go on to win the Super Bowl.

"You've got to beat them at the right time," Johnson added, "but I think we're very close. We're not one of those rebuilding teams. We're a team that's going to be in the thick of it at the end of the day."

Individually, Johnson rebounded from a ruptured Achilles suffered in Week 1 of the 2014 season to be named a second-team All-Pro last year by leading the team with 116 tackles, also picking up 4 sacks, 2 forced fumbles and 2 interceptions.

"I wasn't surprised," Johnson said of the level he played at in 2015. "I expected it, but sometimes I sit back in bed like, man, I'm checking my Achilles, checking certain things like man, it's this really happening right now?"

"I'm back. I'm really back to form, and that's a blessing, man."

"Much to the surprise of those who don't know him very well, Johnson did regain that form and was Pro Football Focus' No. 8-ranked linebacker in 2015.

"He's athletic. He's instinctive. He never has to leave the field," Dorsey noted of Johnson. "He's 33 years old, but he didn't play like a 33-year old (last season)."

"There's still some juice left in that guy."

After 11 seasons with the team, Johnson understands the position he's in and how close this organization is to grabbing something special.

"I've had some ups and downs," Johnson said of his career with the Chiefs. "I've been through three general managers, five head coaches, but the best is yet to come. We're still chomping at the bit trying to get this ring. That's the main thing—to win the Lombardi trophy and get a Super Bowl win."

"[Tamba and I] will keep going at it until we get it."

When it comes to his legacy, Johnson is aware of what he's accomplished, but not focused on it.

"When I retire, I'll think about it even more," he said. "I'm at an age that I know I can't play another 10 years. Signing this three-year deal, it just assures that I can help this team win. That's all I want to do, be a part of this great legacy that's about to go on now."

“Andy [Reid] has been here for three years and his record shows what he’s trying to build here, and I want to be a part of it.”

Johnson is doing far more than just being a part of it—he’s leading the charge, which is right where he belongs.

*(Mitchell Schwartz)*

## **Chiefs' expensive acquisition of Mitchell Schwartz makes sense in AFC West**

Terez Paylor  
Kansas City Star  
March 25, 2016

The left tackle position has long been considered the most important one on the offensive line. The protector of the quarterback's blindside, he's the one who often blocks the league's best edge rushers.

But in the Chiefs' division, the AFC West, the right tackle spot might be just as important. Four of the league's best edge rushers — Denver's Von Miller, Oakland's Khalil Mack, Kansas City's Justin Houston and San Diego's Melvin Ingram — each rush off that side, meaning there's no place for lumbering, predominant-run blocking right tackles in this division.

That is, to be sure, one of the reasons the Chiefs felt comfortable giving former Cleveland Browns right tackle Mitchell Schwartz a lucrative five-year deal worth \$33 million during free agency. That is the most guaranteed money being paid to a veteran right tackle, according to J.I. Halsell, a former Washington cap analyst who runs NFLContractMetrics.com.

With left tackle Eric Fisher said to have a cap number of \$7 million in 2016, the Chiefs have a lot of money tied up in the position this year, but Chiefs coach Andy Reid thinks it's worth it.

"(It's) huge," Reid said on a recent conference call. "You want to make sure you're secure on the edge and at the same time, give the quarterback an opportunity to step up when he needs to with a firm inside three. Having two tackles, particularly in this division, ends up being very important."

Reid isn't the only coach who feels this way. Two of the coaches who face the Chiefs twice a year in the AFC West — Oakland's Jack Del Rio and San Diego's Mike McCoy — spoke this week at the NFL's annual meetings about the importance of having a right tackle who can pass protect.

"You better have good linemen and you better have good design, because there's a lot of great pass rushers in this division," Del Rio said. "And it starts with the Super Bowl MVP. Von is a special, special guy off the edge, and I think Khalil has a chance to be that. That's part of surviving in our division — you better get ready to block those guys."

McCoy agreed.

"It's critical (to have two), because that's what we see week-in and week-out in our division, teams that have two (good) guys coming off the edge," McCoy said. "... Anytime you can add a good tackle to your roster, facing the type of rushers we have, it's critical to your passing game."

Schwartz seems to fit the bill. The AFC North coaches who faced him twice a year since 2012 — Pittsburgh's Mike Tomlin, Baltimore's John Harbaugh and Cincinnati's Marvin Lewis — all spoke highly of him this week.

"Big, strong, good rangy right tackle," Harbaugh said. "Very physical, very smart player. I would see that he'd be Andy Reid's kind of guy. Seems like a smart, tough, great competitor."

Tomlin agreed.

“I thought he was a solid, starter-capable right tackle,” Tomlin said. “He’s available. He’s got durability. I don’t know he missed any game that we were scheduled to play against him. I think he’s a good player.”

Lewis concurred as well. “I think he’s been a hard-working guy,” said Lewis.

Lewis’ former offensive coordinator, Hue Jackson, is now the head coach of the Browns, who lost Schwartz to the Chiefs in free agency.

“We’d love to bring all of our players back, but it didn’t work that way,” Jackson said. “He’s a Kansas City Chief now, so we need to leave it at that.”

The Browns’ pain is the Chiefs’ gain. Schwartz figures to be a plug-and-play option at right tackle for a Chiefs team that surrendered 46 sacks in 2015 (tied for the sixth-most in the league). His pass-blocking grade of 86.8 in 2015 was the seventh-best mark in the league, and second-best among right tackles.

Schwartz’s presence also allows the Chiefs’ 2015 starter at right tackle, Jah Reid, to shift down to a guard position, where he was more impressive in limited action last season.

During a conference call with reporters, Schwartz made it clear that he takes pride in his durability — the former second-round pick hasn’t missed a snap in four seasons — and pass protection, as he often uses his superb balance and technique to corral dangerous edge rushers.

“I’ve always been big on technique — that was engrained in me in college by my offensive line coach, Jim Michalczyk at the time,” Schwartz said. “He was huge on technique, and technique kind of overcomes all the other things. You need to be strong, you need to be athletic, you need to be fast, (but) having good technique makes you a solid player.

“And then if you add the speed and the strength on top of that, it can make you into a pretty good player.”

Good technique is important, he said, because in the heat of battle against elite athletes like Miller and Mack, one has to largely rely on instincts.

“You’re not thinking about too much, you just have to react to things, and by that point, it’s all muscle memory — you have to have a good foundation for what you’re doing,” Schwartz said. “That’s how you get good at anything, you just have to practice it over and over and keep striving for perfection.”

When it comes to the latter, Schwartz said he learned a ton by flanking star left tackle Joe Thomas — a nine-time Pro Bowler and likely future Hall of Famer — for the last four years.

“I couldn’t have had a better player to go with,” Schwartz said. “And then he turned out to be a great guy and a great friend to me, as well, to help me out.”

Schwartz’s durability and skills in pass protection aren’t the only things he’s got going for him. Reid confirmed this week that Schwartz, a former college left tackle, could slide to the left side in a pinch.

“Yeah, I think he probably could play anywhere along the line,” Reid said. “He’s highly intelligent, not only in the books, but also football-wise. I think we could probably swing him wherever, left tackle included, if needed.”



However, Reid also made it clear that the expectation is that Schwartz and Fisher will form a strong pass-blocking tandem in an elite pass-rush division. That's what he was signed for.

"Fish (Eric Fisher) did a good job for us, so that would be more of an injury thing than anything," Reid said.

"Listen, we know the Schwartz family, we had Geoff here, and we appreciated his time here. He helped get us started in our first year here. His brother is similar, he's very durable and very intelligent and a hard worker. We like all of those things. Knock on wood, I'm not sure he's missed a game, he's reliable there. And reliability ends up being an important thing in this league.

*(Nick Foles)*

## **Chiefs' Andy Reid is the guy Nick Foles wanted to play for**

Adam Teicher  
ESPN  
August 5, 2016

ST. JOSEPH, Mo. -- To get his career back on the track it was on a couple years ago, quarterback Nick Foles believed there was only one place he could go, one coach he could play for.

That's why Foles, in a way, returned to his NFL roots by signing with the Kansas City Chiefs. His NFL career began in 2012, when he played one season for current Chiefs head coach Andy Reid, who was then coaching the Philadelphia Eagles.

"After we got the release done with the Rams ... we had some time to think about everything," said Foles, who practiced with the Chiefs for the first time at training camp on Friday. "It was always going to be an opportunity to be around someone I just respect and love. Coach Reid was the guy who drafted me as a rookie. He was a guy I always stayed in touch with, always thought the world of. As I sort of stepped away from the game for those few days, I was able to talk to him about how I felt and we just went through it.

"It was really only [about] coach Reid. I didn't care about any other offer. I told me agent, 'That's the guy I want to play for.'"

Foles was the third-team quarterback in practice Friday behind starter Alex Smith and backup Tyler Bray.

Reid and the Eagles drafted Foles in the third round in 2012, and his career got off to a promising start that year. Foles started six games as a rookie and though the Eagles won only one of them, he finished the season with more touchdown passes (six) than interceptions (five).

Reid, fired by the Eagles after the 2012 season, joined the Chiefs the next season. Foles' career hit its high point in that 2013 season. He threw 27 touchdown passes and only two interceptions for the Eagles, by then coached by Chip Kelly.

But he gave some credit to the lessons he learned under Reid for the success he had that year.

"That's a great guy to play for," Foles said. "I'm blessed to have the opportunity to be back with him.

"He got out of me more than I ever thought possible. He pushed me to every throw, everything I did, to just be aggressive. He really helped me become the player [I became] the next year."

Chiefs wide receiver Jeremy Maclin played a couple of seasons with Foles for the Eagles. He said he wasn't surprised that Foles opted to play again for Reid, which Maclin himself did last year.

“It goes to show the type of respect people who play for coach Reid have for him and the kind of faith they have in him,” Maclin said. “Any time Big Red wants you to be a part of what he has going on, that’s an honor. It didn’t surprise me that this would be a spot that he’d pick.”

*(Jamaal Charles)*

## **Jamaal Charles returns to Chiefs' backfield with sense of rebirth after offseason baptism**

Vahe Gregorian  
Kansas City Star  
Oct. 14, 2016

When the Chiefs take the field on Sunday at Oakland, Jamaal Charles will return to the scene of his baptism by beer, poured over him from the stands as he celebrated the first of his five touchdowns in a 56-31 steamrolling of the Raiders in 2013.

His first true game back from his second ACL surgery doubtless will mark another baptism by fire for Charles, whose life has featured many of those — including a challenging childhood in which he was diagnosed as learning disabled and frequently bullied before he blossomed after gaining confidence through the Special Olympics.

For that matter, Charles more literally was baptized in the Missionary Baptist Church in his hometown of Port Arthur, Texas, where his treasured grandmother, Mazelle Miller, was a force. But even though he learned to work through his reading impediments by reading the Bible aloud to his aunt Arlene LeBlanc, he'll tell you now he didn't take church so seriously when he was young and "didn't really understand it, either."

He understands it in an entirely different way now.

A convergence of factors — the 2015 injury that led him to at least fleetingly consider retirement; a sense that he had been living in "a fantasy world" that put football over family; the notion that he "been sinning" and strayed "into the shadows" — compelled him to be baptized anew during Pro Bowl week in January.

At the urging of his wife, Whitney, they attended a Christian conference in Colorado Springs with several hundred other NFL players and their wives. As the days of worship and workshops were concluding, baptism was offered.

Considering they still had on their clothes and others were in swimsuits, Charles and his wife hadn't necessarily planned on participating.

Then they looked at each other and decided to "go for it" — and so they took the plunge in their clothes, including Jamaal wearing a white T-shirt and socks.

"Something inside my body was moving," he said. "Like, it was crazy. The Holy Spirit was inside, just shifting around in me, (pulling) at me: 'Something's got to change.'"

And so it did, says Charles, who now says he's all-in on his faith and no longer summoning it like "a genie" when it suits him.

“It was definitely life-changing; you definitely felt renewed,” he said. “I felt like a new person; I felt, like, a new life.”

Charles, 29, declined to elaborate on what had made him come to feel he’d walked off his intended path.

“I think God understands what I was doing,” he said, smiling, “and he’s the only person who really needs to judge me.”

But perhaps he casts light on at least some of his regrets less directly. One way or another, he believes he was putting football before not just faith but family — including Whitney, their two daughters and his mother. Some combination of time rehabilitating his knee, pondering his football future, and revisiting his faith made it clear to him he wanted change.

“Football was this world I was in all by myself; I was in that fantasy world a long time, like, football is all I do, all I know. ...” he said. “It opened my eyes to that football is just a thing that I do to take care of my family.”

His eyes also opened to seeing himself as someone whose potential influence should exceed his basic shyness and make him want to reach out more. That might be understood from deciding with Whitney to sponsor three children in need, as he wrote on his blog, or you might see it in his inclination to roam the locker room more than ever to engage and encourage teammates.

Now, he says, when he used to turn away from someone asking for money on the street he’ll give if he has something in his pocket.

“I want everybody just to be happy, man,” he said.

This reconciliation and reprioritizing may make football sound less important to him. But Charles reminds that football is “my calling” and suggests his newfound peace of mind is what enabled him to come back.

“The rehab played with my mind; it played with my mind a lot,” he said.

He still poured all he had into it, of course, because that’s who Jamaal Charles is ...Even if he is so much more that you can’t know.

“All you see sometimes is just the glory,” he said. “Nobody sees all the stuff off the field, all the (stresses) wearing on me.”

Since his second baptism, he feels free to let go of his past and accept what comes.

“All the stuff I used to worry about was washed away,” he said.

After Charles finished an interview with The Star on this topic, he greeted a group of media.

Asked about his knee, he said he was feeling good. Then he casually added, "I'm happy with who I am."

Which he figures makes him ready in a new way for the latest baptism by fire on Sunday ... and beyond.

*(Jeremy Maclin)*

## **Jeremy Maclin Honored with Distinguished American Award**

Keiana Martin  
Chiefs.com  
May 7, 2016

Chiefs receiver and University of Missouri grad Jeremy Maclin was honored with the Don Faurot “Distinguished American” Award at the National Football Foundation and College Hall of Fame Inc. 24<sup>th</sup> Annual Awards Banquet this week.

The award is one of the highest honors awarded to MU alumni and is named in honor of the late University of Missouri legend Don Faurot, inventor of the notorious University of Missouri Split-T offensive formation first used in the 1941 season. The formation helped the Tigers to win all but one match that season.

Unavailable for the event, Maclin’s family accepted the award on his behalf.

“It means a lot to be that recipient of that award from just a prestigious man and what he's done for football throughout the state of Missouri,” Maclin said. “Unfortunately I couldn't attend, but my family was there and represented me well.”

Jeremy wasn't the only Maclin to receive an honor that evening. His younger cousin, Jarius Maclin, received the same award Jeremy received years prior: a class scholarship award recognizing excellence on the field and in the classroom.

“I remember back when I was a little kid, I also went to that same award banquet and also received the same award my little cousin got. So for them to double back and keep me in mind, and just recognize me for what I've done is pretty cool,” Maclin added.

Established in 1966, the Distinguished American Award recognizes outstanding candidates who have exhibited leadership qualities and made significant contributions to the betterment of amateur football in the United States.



*(Tamba Hali)*

## Why Tamba Hali is still going, with a bone-on-bone knee and a limited role for the Chiefs

SAM MELLINGER  
Kansas City Star  
October 28, 2016

Tamba Hali turns 33 on Thursday, and in almost any other part of the world this would make him a relatively young man. Someday, perhaps after this season or next or the year after that, he will retire from professional football with millions in the bank and a music career he wants to build and see himself as young again. With so much time left.

Not now, though.

Not in the middle of one more push through the sting of bone-on-bone knee pain, of spending six days a week preparing for one day of violence against mostly younger men, then six more days spent rehabbing and preparing for the next.

All so he can play limited snaps, with what is at the moment the lowest production of his career.

Hali is a proud man. He doesn't need this. Any of it. The Chiefs star linebacker has more than enough money, and unlike many of his peers, a second career to walk into.

Physically, this is the toughest of his 11 NFL seasons.

Emotionally, he believes it can be still the most rewarding. Someday. In January, then February. If all of this goes right.

"It's bittersweet," he said. "I have to bite the bullet right now. Just because. I love the game. I want to be in there. I want to contribute."

That Hali is even talking for this story took some maneuvering. The Chiefs have a rule that essentially prohibits players from talking to the media unless they practiced the previous day and are scheduled to practice again that day. But Hali only practices once a week, on Thursdays, which makes it hard to hear from one of the team's most thoughtful, accomplished and longest-tenured players.

Hali is willing to work around the rules here, at least this once, to talk about what he does to get through a week and why — when he could be in his music studio, or on a beach somewhere.

Really, he could be anywhere else than the middle of another day of rehab and obsessive dieting to keep his weight low enough to keep his knee pain and swelling manageable.

He is still a good player who requires attention from the opposing offense, and he has always been a model of work ethic. But he is now at the point where he needs more diligence just to maintain some of what used to come more easily.

Hali is accustomed to being an every-down force. Last week, he played just 46 of 75 snaps — and it was his busiest day of the year. The Chiefs are essentially limiting him to third downs and other passing situations. In some ways, this is the first season of the rest of Hali's career.

"I miss the whole (experience of) football," he said. "The whole aspect of me being on the field, starting, playing, playing the whole game, working my guy, setting my guy up. I miss the whole facet of that. Being a one-dimensional player, I think that's the worst thing you can do to a guy — to just be a designated hitter."

Hali is doing it, though, for three reasons. The first is that he sees this current reality as only temporary. His right knee has not responded as quickly to offseason surgery as he hoped, but he feels it getting a little stronger every week.

This current pitch count isn't forever, in other words. Hali is past the point in life of caring about numbers, about a sack total, or what anyone other than his teammates and coaches think. He is six games into a season he expects to last 20, or at least 19 if the Chiefs get a first-round playoff bye. He wants to be at his strongest two and three months from now.

A year ago, he went the opposite direction. His knees swelled up like melons after games, at one point so big he couldn't push off without them giving out. He finished the season, but by the end, it was obvious he wasn't the same. He was not sure he would come back for another year.

Fellow star teammate Justin Houston hardly played at all in the Chiefs' playoff loss to the Patriots. Hali still wonders what might've happened if they were stronger at the end, and he has heard from others both inside and outside of the organization who say the same.

"They were kind of putting blame on Justin and I," Hali said. "Like, 'When the playoffs came, when we needed you guys, you guys (weren't) available because you (weren't) healthy.' We took heat to it. I took heat to it. We want to be healthy in January. We saw what that did for the Broncos — when Demarcus Ware and Von Miller were both healthy, they kind of took over."

The second reason he's still here is that he still loves football. Loves all of the sport he took up at age 13, three years after escaping the civil war in Liberia to join his father, a college chemistry professor, in the United States.

Hali loves the friendships in the locker room, and the jokes, and the rush of playing in front of some of the biggest crowds in American sports. But he also loves the grind. Loves the rough

parts. Other than the supernaturally gifted, nobody ever made it this far in this sport without loving the dirt.

He's at the facility by 8:30 on Monday mornings. He sprints, dribbling a soccer ball up and down the field 10 times, both ways, then does it again. He lifts. Abdominal work. Knee rehab. Lots of knee rehab. He refuses needles, except for a shot before games. He insists on draining the knee naturally, even though it means more sweat and takes more time.

On Tuesdays, it's the same routine, except he runs in the pool — saving his knees — instead of lifting weights. He begins his film work, too, both picking out what he did and didn't do well two days earlier and what his next opponent will try to do to beat him.

Wednesdays and Fridays are mental days. A full slate of meetings and walk-throughs, more film and more lifting. Hali thinks he could practice on these days, too, and is one of the few who can honestly say he'd prefer to practice. But the coaches talked about this briefly before he signed his contract in the spring, deciding against it, and he's come to accept that this is for the best.

"From my point of view, I think I'm still an every-down guy," Hali said. "I can play 60 snaps. Do I *need* to? I don't *need* to."

The third reason he still does it is that, at full strength, this could be the best of his 11 Chiefs teams. An NFL player's cycle of life begins with proving he belongs at the sport's highest level, and continues with wanting every honor possible. Player of the week. Pro Bowls. Recognition from peers is important, and Hali has all of that. One day his name will be added to the team's Ring of Honor.

But at the moment, something is missing, still. Most of his teams here have been bad. Since drafting Hali in the first round in 2006, the Chiefs have lost 20 more games than they've won. They've gone 2-14, twice.

This team here, this team can win. Hali knows that. He feels that. He wants to be part of that. Maybe he's not the same explosive combination of strength and speed that he was at 26 or 27, but he can still be one of the guys contributing to wins, not just one of the guys along for wins.

He's never won a championship. He lost consecutive state finals in high school. Won an Orange Bowl at Penn State, but that's not really a championship. He's felt close a few times in Kansas City. The blown lead in the playoffs in Indianapolis three years ago still haunts him. Last year could have ended up different if he and Houston were healthy, or maybe if they'd won one more game during the regular season and had home-field advantage in the playoffs.

That's part of why he's OK playing less, too. For now, at least. Hali wants to be at his strongest at the end of the season, because that's the only thing that matters now.

He's been to the Pro Bowl.

But not the Super Bowl.

"I've never won a championship, never won *that* game," he said. "This is the first time in my career — like, *this* year — I feel like we have a legitimate chance to be in the Super Bowl. To go to the Super Bowl. To be in that game, and win."

This will be Hali's 168th NFL game, including the playoffs. The turf at Lucas Oil Stadium will grind his knees more than the grass at Arrowhead. He's played in Indianapolis five times before. His first team lost in the playoffs there. His eighth team blew a 28-point lead in the second half of a playoff game.

He cannot be sure how many more seasons he has left. Football players rarely get to choose their own ending, but Hali isn't ready to think about any of that. He can still be productive, dammit. He sees it every week on film. It just takes a little more work.

Most will remember his two neutral-zone penalties that cost the Chiefs at least four points last weekend. Hali makes no excuses — "never happened before in my life," he said — but he also knows he can still affect the game. He doesn't bring it up on his own, but against the Saints he beat his man on an inside move, forcing a throwaway by Drew Brees that made it third and 12. On an obvious passing down, the Chiefs had it scouted well enough that Eric Berry jumped a route and deflected a pass that turned into Daniel Sorensen's pick-six.

Hali was part of that. Maybe a small part, a subtle part, but a part.

And that is why he's still doing this, after all these years, and in spite of all the reasons to do something easier.

"At times, I do feel like maybe I don't got it anymore," he says. "Then I feel like, 'No, I do have it.' The day I feel like, 'You just don't got it no more; you can't bend as well no more; you're not as strong' ... Then I'll leave. Because I'll feel within myself that the game has passed me.

"But I still love the game. I still enjoy playing. I still enjoy practicing. I'd practice more if they'd let me. I know I'm still affecting the game. I know I can still help these guys win. So that's what I'm going to do."

*(Derrick Johnson)*

## **Derrick Johnson Raised \$110,000 At This Year's Celebrity Waiter Night**

Pete Sweeney  
Chiefs.com  
June 8, 2016

It was the fourth annual event benefiting Johnson's Defend the Dream Foundation

Kansas City Chiefs all-time leading tackler Derrick Johnson hosted his fourth annual "Celebrity Waiter Night" benefiting his Defend the Dream Foundation at the Grand Street Café in Kansas City, Missouri, on Monday night. In total, the evening raised \$110,000 on the evening.

Johnson and 14 of his teammates, including Dontari Poe, Alex Smith, Charcandrick West, among others, served as actual waiters for the guests in attendance on a night that included a silent auction, a live auction and other games.

"Man it's awesome," Johnson said. "Celebrity Waiter Night caters to any inner-city kids through education and it's all about giving back and giving the core values that I grew up on. That's making sure education is important, having a good attitude and always doing you best."

The foundation uses the funds raised at Waiter Night for two main initiatives—DJ's Discovery Dens and Gearing Up! Together. According to Defend the Dream, these programs have resulted in nine reading oases containing 10,800 age appropriate books, and 300 kids receiving school supplies before heading back to school.

"The Voice of the Chiefs," Mitch Holthus, played host to the evening's events for the fourth consecutive year.

"The cause is awesome," Holthus said. "Derrick has such a heart for education with his mom being a career educator and he has made an impact in Kansas City building his reading labs and specifically for schools that need it the most.

"We continue to talk about funding for schools in all places throughout the Chiefs Kingdom, but Derrick makes it real. The work he has done particularly for the inner-city reading areas and reading labs, so that the Defend the Dream Foundation is profound."

Newcomer to Kansas City, offensive lineman Mitch Schwartz, shared Holthus' feelings on the event.

"Any time you can go out and help kids, help individuals that need it, it's a really good opportunity," Schwartz said. "It's really cool to see people who take the initiative and I know a lot of people like to help, want to help, but to actually go out and do it and start something like that, it shows a lot of commitment on his part."

During the event, Dr. Anthony Lewis, the director of elementary education for Kansas City Public Schools, spoke to just how effective the program has become, specifically citing examples of two children he has seen positively impacted firsthand.

*(Eric Berry)*

## **Eric Berry wins George Halas Award**

Associated Press  
June 20, 2016

Kansas City Chiefs safety Eric Berry has won the George Halas Award for overcoming adversity to succeed.

The Professional Football Writers of America honored Berry on Monday. Berry, the AP's Comeback Player of the Year, overcame a diagnosis of Hodgkin lymphoma in late 2014 to return to the field and have an All-Pro season in 2015.

The 47th Halas Award winner, Berry is the first member of the Chiefs to receive the honor. He underwent six rounds of chemotherapy treatment from Dec. 10, 2014 until May 13, 2015. Berry was declared cancer free last June 22, and he was on the field for the first training camp practice July 29.

Berry returned to the starting lineup in Week 2, was third on the team with 61 tackles (55 solo) and had a pair of interceptions.

*(Jeremy Maclin)*

## **Offseason workouts with Jeremy Maclin pay off for Chiefs' Chris Conley and Albert Wilson**

Terez Paylor  
Kansas City Star  
June 27, 2016

On one late afternoon last February, Chris Conley was feeling pretty good about himself when his cell phone buzzed.

Conley had just completed his rookie season with the Chiefs. He planned to spend the offseason working out at the University of Georgia, his alma mater. He had just moved into a short-term apartment in Atlanta.

Little did he know that plan would quickly be turned on its head.

"Chris!" Jeremy Maclin said on the other end. "What are you doing?"

"Nothing," Conley replied.

Maclin planned to work out at the Chiefs' training facility in the offseason. He told Conley that if he really wanted to be a great wide receiver, he'd get on a flight to Kansas City.

"He was like 'You're coming back,'" Conley said.

Conley didn't have a place to live in Kansas City, but Maclin offered to let him stay in his home. The decision was simple.

"If that guy calls you," Conley remembers his father saying, "you don't tell him no."

So that's how the 23-year-old Conley came to live this offseason with Maclin, the Chiefs' 28-year-old No. 1 receiver.

Over the next month and a half, the two of them and 23-year-old receiver Albert Wilson lifted weights, watched film and worked on route concepts four days a week until the Chiefs' offseason workout program began April 18.

"When Mac told me he was definitely (going to) be here, there was no hesitation for me coming back," said Wilson, a Georgia State grad who had also planned to spend the offseason working out in Atlanta until Maclin reached out.

In retrospect, it looks like Conley (the Chiefs' No. 3 receiver in 2015) and Wilson (No. 2 in 2015) made wise decisions. Veteran free agent Rod Streater and rookie Tyreek Hill made a strong push during organized team activities, but Conley and Wilson held on to their positions.

"Those are a couple of guys that I thought had good camps — they're kind of growing up before our eyes here, which is fun to watch," Chiefs coach Andy Reid said. "I think I'd tell you yes, that both of them working with Maclin paid off."

A typical offseason day for Maclin, Conley and Wilson started about 9 a.m. at the training facility. They ate breakfast, got in the weight room, then ran on the field. Then they'd go in the film room or practice footwork.

"I think it's my job to help them, and to help them understand that 'Hey, these are the things I do to get myself ready,'" said Maclin, who caught 87 passes for 1,088 yards and eight touchdowns in 2015, his first year in Kansas City. "I'm not necessarily saying this is what you have to do, but you can take bits and pieces and physically get yourself ready."

And the first thing Maclin wanted them to see is how to work smarter in the offseason, not necessarily harder.

"Conley's a guy who likes to go, go, go, go," Maclin said. "The things he was doing didn't necessarily need to be done. It was the time where you get your body back right. You take mental notes. Running 30, 35, 40 routes a day isn't really necessary in late February, early March."

Maclin learned to use his time in different ways.

"Maybe on a Saturday, (Jeremy) would say 'I'm gonna watch film, ya'll don't have to come,'" Wilson said with a laugh. "And (he'd) see if we show up, to see how serious we were about things. And of course, we both showed up every chance we got."

Like Reid, quarterback Alex Smith can see how Maclin's influence has rubbed off on Conley and Wilson.

"I think one (way) is the attention to detail, how much (Jeremy) thinks about little things, asking questions in installation," Smith said. "And then the route running, all that, the work ethic, how he attacks guys and things like that."

Conley, like Wilson, needs to show continued improvement once the pads come on in July. But Smith was impressed with how Conley — a 6-foot-2, 205-pounder who ran a blistering 4.35-second 40-yard dash at the 2015 NFL Scouting Combine — has grown comfortable using his athletic gifts to beat defensive backs.

Conley says watching Maclin helped him fine-tune his footwork and body control, in particular.

"For me, being a bigger guy — a guy who typically runs 100 miles an hour — it's hard for me to stop on a dime and make sharper cuts," Conley said. "It was really working on that, fine-tuning those cuts to where they were effective at getting someone moved off their spot."

Wilson, meanwhile, is still learning how to set defenders up and needs to do a better job of making tough catches, but the 5-foot-9, 200-pounder is good with the ball in his hands, which is why he saw plenty of time in the slot during offseason workouts and seemed to get stronger as camp went on.

"That's been a new role for him," Smith said. "That's a big plate there when you move inside, that's a lot on your shoulders — especially mentally — and he's handled it. Been good there, too."

Wilson said he also closely watched Maclin's route running in addition to how he conducts himself on the field.

"From the way he runs his routes, to the attitude that should be displayed on the field, he's just a flat-out leader, more by his performance than his words," Wilson said.



Conley said that when Maclin does speak, he can be direct, but he added their time together helped the three become more honest with each other, which allows them to be critical when necessary.

“We’re on a level where he knows if there’s something I’ve done that’s not right, he can tell me, and he’s not going to be shy about saying it,” Conley said. “He might say it in front of everybody, he might pull me aside and say it. He doesn’t really pull punches. He’s a blunt guy, but especially with me — he’ll take it to another level with me because he has expectations.

“But at the same time, he knows what I expect of him — so he knows that I’ll say things to him as well, so we have this respect for each other now that’s different.”

Maclin agreed.

“It’s a big brother-little brother relationship, but it’s a respect,” Maclin said. “It’s not like I think they’re better than me or vice versa. I’m only 28.”

And for that, Conley and Wilson are both thankful.

“I learned a ton, and I’m thankful for that, that he would take the time to allow me into his home and really just be coaching me on not just football, but a football life, every day,” Conley said.

“I know that I have a great opportunity,” said Wilson, who will be a free agent in two seasons. “I’m in a great situation to really take care of myself for a long time.”

*(Marcus Peters)*

## **Marcus Peters: Oakland made me who I am today**

Jeff Chadiha  
NFL  
October 12, 2016

OAKLAND, Calif. -- Marcus Peters sat quietly at the bedside of his ailing grandmother, Janice Howard, praying that all this pain would end soon. Howard was receiving treatments for bone cancer inside that cramped Oakland hospital room when Peters arrived, and the image instantly jarred him. Nurses strolled in to track her progress. Wires stretched from her torso to machines surrounding her bed. Peters knew things were bad, but suddenly he was imagining the worst: His grandmother literally might not make it through this.

The more Peters pondered that possibility, the more he wondered how his entire family could move forward without this woman operating as the rock. He had spent most of his childhood in her home, had used it as a playground and a sanctuary, and he had known what it had meant to all his relatives. So as he stared somberly at his grandmother, Peters vowed to deliver for his family. "I just told myself that I wanted to always do what I loved and take care of my family," Peters said during a recent interview. "And I love football. So I put my all into making it to the league. I told myself that somebody needs to step up and make it out."

Peters was leaning forward on the sofa in Howard's living room as he recently recalled that story this past summer. His grandmother did survive that scare eight years ago, and the home that Peters cherished -- which sits right across the street from the McClymonds High School football field where he first made his name -- remained very much intact. That dream he had of someday becoming a pro football player also had worked out for the best, even after he had been kicked off his college football team. Now 23 years old, Peters is a Pro Bowl cornerback for the Kansas City Chiefs and one of the most talented young defenders in the NFL.

There's little doubt that the West Oakland neighborhood where Peters grew up had plenty to do with his ascent. He's a tough, strong-willed young man who always embraced the game of football and the love of his family. Those have been the two driving forces in his life and -- when combined with the grittiness that city can stoke in a native son -- they've resulted in a player who competes as if he can never afford to lose.

"Every time I go on the field, I want to be the best me I can be," Peters said. "That's how my pops (Michael Peters) taught me. The one thing that he always [said] was to not talk about what you want to do but to be about it. You have to show everybody what you can do and let your play speak for itself."

It's fairly easy to judge Peters -- who returns to Oakland this week when the Raiders host the Chiefs -- solely on how he plays the game. In 2015, he won NFL Defensive Rookie of the Year honors after tying for the league lead with eight interceptions (while amassing 280 return yards and scoring two touchdowns). Peters already has a league-high four interceptions through four games this year, even though the Chiefs defense has struggled as the team has started 2-2. Despite not having two full years of pro football under his belt, he's already one of the best ballhawks in the game.

When talking about the 6-foot, 197-pound Peters, Chiefs safety Eric Berry said it's "his confidence and attention to detail that sets him apart." Pittsburgh quarterback Ben Roethlisberger added that Peters is so adept at jumping routes that "it just seems like he almost has the team's offensive playbook." Said Steelers head coach Mike Tomlin: "He's a calculated risk taker. The type of calculated risk taker that's required to be great at that position. And he's highly competitive -- you see that in his bump man-to-man techniques. So he's checking off all the boxes, and really, he needs no endorsement from me -- his numbers speak for themselves."

What's equally impressive is how little time Peters -- who's been asked to be a leader this year after Kansas City lost cornerback Sean Smith in free agency -- spends soaking up praise or savoring his newfound celebrity. You won't find him clubbing on South Beach in the offseason or becoming a regular at Vegas hotspots. His favorite place to enjoy downtime is right back in a two-block radius in Oakland, where he's surrounded by the people who know him best, and where he's connected to the same blessings that helped him thrive in the first place. Just like his mentor, former Seahawks running back and Oakland native Marshawn Lynch, Peters is all about the Bay Area.

During one weekend at home this summer, Peters didn't even have to leave his grandmother's house to see his support network. His mother, Doreen, stopped by and grabbed a seat on the stairway leading to the front door. His father, Michael, popped out of an oversized SUV while chatting with somebody on a cellphone. An assortment of friends and other relatives slowly arrived, as well, all while Peters leaned against a car on the side of the street and talked with a publicist about the remainder of his offseason plans.

Aside from a brief trip to Los Angeles for an Adidas promotional shoot, there wasn't much reason for Peters to leave Northern California in the following weeks. That, by the way, is exactly how he liked it.

"This is what made me," Peters said. "And when I go to other places, I say it loud. I rep Oakland proudly, because I want people to understand where I come from. ... If you aren't from here, you don't really know too much about it. But it's just a certain feeling I get when I'm home, and when I go some place else, I can feel [the difference]."

The passion Peters feels for his hometown also seeps into the way he approaches the game. He doesn't simply play; he attacks. Just as Peters can't let a practice go by without waving over to Chiefs wide receiver Jeremy Maclin and challenging him in one-on-one drills, he can't back down from any receiver he confronts in an actual game. Every time he lines up across from somebody, he's thinking solely about owning them, dominating them and ultimately taking their will.

It's a quality that turns Peters into a bit of an emotional powder keg who's a constant target on Sundays -- "I'd rather have him be that way than to have to fire him up on every play," Chiefs head coach Andy Reid said -- but it's also what makes him special. According to Chiefs defensive coordinator Bob Sutton, "Marcus trusts what he sees. A lot of guys need to confirm what's in front of them. That's where he's unique. He takes some chances he probably shouldn't, but that's the part that makes him dangerous. He understands that when you're that kind of player, people are going to attack you more." When asked to explain his hyper-aggressive style, Peters said: "You see it in how (Oakland native and Portland Trail Blazers point guard) Damian Lillard plays basketball or how Marshawn plays football. It's just something that you know we are from Oakland. We got that look on our face when we play the game. That emotion of just how much we respect what we are doing. It just comes from here (Peters pointed to his heart), because you have to give respect to get it, and Oakland is going to teach you that."

Peters is comfortable with people coming after him, because he's always had a strong sense of who he is. That comes from the streets of Oakland and the family that protected him from all the dangers that lingered out there. As Michael Peters said, "Normal kids probably don't see nobody get shot, [but] our kids step over a body and keep coming to school, and it's hard for some kids to even get to school. ...Nobody really messes with [the football players] because they know they play football, but they still have to go through situations."

Peters avoided many of those issues precisely because of his family environment. Though his parents didn't stay together -- he lived with his mother -- he still spent plenty of time with his father, who was the head coach at McClymonds, and grandmother. In fact, Michael was holding a practice one day when Marcus was a toddler sitting in a stroller. The next thing Michael knew, he looked over and saw his baby boy cautiously walking across the weathered grass along the sidelines.

"He just took off to keep up with the other kids," Michael said.

That desire to follow the older crowd led Marcus into football when he was 6 years old. He finally convinced his father to enroll him when they stopped at a local McDonald's one day, and Marcus kept pleading for the opportunity. Michael eventually signed his youngest son up for a league filled with boys who were at least two years older. Marcus also took swimming classes, spent his Friday nights as a ball boy at his father's high school games and devoted most of his remaining time to hanging out at his grandmother's house.

It was a small universe, but one that offered a valuable sanctuary in a rough area. Howard said Peters benefitted from a multitude of people looking out for him -- "Marcus had a lot of people to talk with him, because it takes a lot to raise a child," she said -- and Peters nurtured his competitive spirit by playing with so many older kids. He spent many afternoons telling other children that he was destined to play in the NFL someday. The difference between him and most everyone else his age is that he truly was committed to that vision.

Howard -- who is Peters' paternal grandmother -- even said her grandson loved watching game film when he was a little boy: "He wasn't a kid that watched cartoons. It was always a game." Added Peters:

"I was always probably three or four years younger than everybody else. So even if we were going to the basketball courts or playing football, I was always the youngest person, and I just knew that I could play with them."

That confidence helped Peters become a star recruit for his father at McClymonds. He actually spent his final two years of high school living with his grandmother, so he could be closer to school and help her with her fight against cancer. Peters kept a constant eye on Howard during that time, whether that meant lifting her out of bed or lying down beside her to sleep.

"[Marcus and his father] would get back here around seven or eight o'clock at night and make sure that I had my dinner," Howard said. "Marcus would put me in my bed, and I always had one of them in the bed with me, making sure I got up or got to the bathroom. It was a difficult time for him."

"Seeing her in that pain made me think that we always have to have this house as our backbone," Peters said. "If you need a place to come sleep, if you need a hot meal, if you need anything, I wanted to be able to provide that. That s--- was scary to see."

Peters seemed well on his way to realizing that dream when he accepted a scholarship to Washington in 2011 (even though Michael was so consumed with preparing recruiting tapes for others players that he initially forgot to create one for Marcus). He intercepted eight passes over his first two seasons and earned second-team All-Pac-12 honors as a redshirt sophomore. But when head coach Steve Sarkisian took a job at USC and Washington hired Chris Petersen away from Boise State in December 2013, everything changed. Suddenly, Peters became a major disciplinary problem in his junior year, one who didn't know how to control his emotions.

Included among his transgressions were: a suspension for the first quarter of the Fight Hunger Bowl in 2013 (interim head coach Marques Tuiasosopo levied that one prior to Petersen's arrival); a one-game suspension by Petersen after Peters head-butted an Eastern Washington receiver and threw a sideline tantrum; and a first-quarter benching against Stanford for showing up late to team meetings. By November 2014, Petersen had so tired of Peters that he dismissed him from the team. As the coach told local reporters, "When you feel like it just can't work, you gotta do what you've gotta do."

Peters admitted that his problems had plenty to do with Sarkisian being more tolerant and Petersen being a strict disciplinarian -- "That was me having an attitude," he said -- but the hardest part was telling his family.

"I didn't want to make that phone call," he said. "You know how you talk to your mom or your dad and they tell you how they see stuff coming, but they wanted you to go through it and figure it out for yourself because it's your life? That's all I was told when I told my pops and moms. [They said] they saw it coming."

Peters still remained confident enough to believe his on-field success at Washington would lead to him being selected in the 2015 NFL Draft. After his dismissal, he returned to Oakland to train, help his father with his high school team and spend time with his son, Carson (who was born just a couple weeks before Peters' college career ended). Peters wound up meeting with several teams prior to the draft, but the Chiefs continually displayed the most interest. They enlisted 20 different staff members in vetting Peters, and owner Clark Hunt also had a conversation with the young prospect.

In the end, Peters had a strong vibe about the franchise -- "I felt love when I talked to everybody who was in the Chiefs organization, like I was wanted around that facility," he said -- and the Kansas City decision makers felt the same about him.

"I know his college coach (Petersen) real well, so he explained to me what went on, and Marcus did, as well," Reid said. "[General manager] John Dorsey and [director of football operations] Chris Ballard did a great job of going out, meeting his family and going through the area where he grew up and learning what he's all about. And then we felt comfortable. He loves football. He's high-strung, but he loves the game."

The Chiefs selected Peters with the 18th overall pick in the draft. He immediately established himself as a future star in the 2015 season opener, intercepting the first pass ever thrown in his direction in the NFL (from then-Texans quarterback Brian Hoyer). Peters scored his first career touchdown a week later (on a 55-yard return of an interception tossed by then-Broncos quarterback Peyton Manning). Peters also shined in his first opportunity to play the Raiders in Oakland. After picking off Derek Carr in that 34-20 win, Peters trotted over to the sideline, found his mother and handed her the football before kissing her on the cheek.

However, there also have been some moments where Peters has revealed that he still has plenty

of growing up to do. He's quickly become known for his combustible personality, as he gets so competitive at times that he doesn't know where to draw the line. The problem with that is that he's now creating a certain reputation. In fact, officials flagged Peters for personal fouls in each of the first two games this season -- including a taunting penalty for wagging his finger at Texans wide receiver Will Fuller after breaking up a pass in that 19-12 loss -- which speaks to the need for him to check his emotions.

That combativeness is something the Chiefs have to manage -- "You never want to take away his competitive spirit, but I also tell him that he needs to be the guy in control," Sutton said -- but it's also a byproduct of Peters' upbringing in Oakland.

"You aren't going to be able to play on these grounds if you're soft," Peters said. "You've got to have a certain amount of toughness, because if you fall, you have to get up. Nobody is going to sit there and baby you."

Peters walked toward the McClymonds football field as he made that statement about Oakland. He pointed up to the high stone walls that surrounded the field and joked about how kids would try climbing up to see the games in his youth. Once inside, he sat down on the metal bleachers and explained how the school kept a chain-link fence in the middle of the stands to keep opposing fans away from each other. The point Peters was making: Playing games in that part of town meant always being ready for a fight afterward.

Peters appreciates how that experience hardened him, but he also harbors a deep compassion for his community. That much was clear back in April, when he funded a carnival in the parking lot at McClymonds. Hip-hop music blared through the sound system and little children feasted on free food and drinks. Peters just strolled through the celebration proudly, knowing he was impacting his community in the same way Lynch did as a player (and continues to do in retirement).

"When he said he was done, I told him to chill out," Peters said of Lynch. "I'm ready to put this whole town on my back."

This is why Peters never makes excuses for his behavior. He'll apologize for his mistakes -- as he publicly accepted blame for his dismissal from Washington while also personally apologizing to Petersen -- but he won't compromise his personality or the values he cultivated in Oakland. They helped put him on the path he most wanted to be on, and he knows what that means to everyone around him.

"It's weird to see myself doing all this," Peters said. "But the best part is that my family gets to see it. It makes my family proud, because they can say, 'Damn, he really worked to go do something. And he's actually doing it.' "

*(D.J. Johnson)*

## **Derrick Johnson's long journey, relentless professionalism, and 'a little craziness'**

BY SAM MELLINGER

Kansas City Star

August 27, 2016

Derrick Johnson doesn't need this, these glorified practice plays, the ones that don't count, where his 33-year-old body and surgically repaired Achilles' tendon are out here for reps he's seen thousands of times before and will be meaningful only if he messes up or worse.

But here he is, anyway. This is his job. And he is terrific at his job, in the plays that count, in large part because he's terrific here, in the ones that don't.

"I don't want somebody to turn on the film and say, 'Oh, he got done in on that play, who is that? Derrick Johnson?'" he says. "I have a high standard. My standard is higher than what the coaches expected of me."

The Chiefs beat the Bears 23-7 in a preseason game on Saturday. Mostly, it was not particularly exciting, or interesting, beyond the way that everything involving football is exciting and interesting in America.

Chris Jones was great. Alex Smith, too. Tyreek Hill made a nice play on an underthrown deep pass. All of this will be forgotten soon, the moment something else happens, and with Colin Kaepernick and Tony Romo making headlines, maybe that's already happened.

But if you were interested, Johnson put on something like a tutorial of professionalism in front of a half-full stadium.

"He's a unique character," Chiefs coach Andy Reid says. "You don't come across a lot of guys like that."

The image of crazy professionalism comes early, on the Bears' third play from scrimmage. Jeremy Langford, one of the league's toughest running backs, takes a toss to the left side. Johnson knows it's coming, and zooms past the scrum at the line of scrimmage and inside the lead blocker.

It's a beautiful ballet of speed, power, and brains, and his hands are on Langford 4 yards behind the line of scrimmage, before the back takes a single step upfield. This play is dead. It's all over except the tackle, but then a bizarre thing happens to the Chiefs' all-time leading tackler. Langford's right hand extends into Johnson's face mask, driving the linebacker into the grass. Should have been a loss. Bring on the punt team. Instead, Langford converts the first down. Johnson has made 990 tackles in his career. He has missed far fewer, but even now, with four



Pro Bowls and millions of dollars and respect throughout the industry, one miss in a preseason game gnaws at his soul.

“That pissed me off,” he says. “Agh. As a linebacker, they do a toss play, and the hole opens up, that’s like heaven to me.”

Johnson’s teammates aren’t used to seeing this. A few of them, including Justin March, asked what the heck happened. Johnson, because he’s Johnson, was happy to answer. It was technique, basically. And discipline. He took eight steps toward Langford, but should’ve taken nine or ten. He left his feet too early, basically, diving at a physical player before he had the physical advantage.

But by the time Johnson had that conversation, it already took on a different tone, because two snaps after the whiff he got his revenge. The Bears gave it to Langford again, this time a handoff around the left end.

Johnson used that same blend of speed and brains — at this point in his career, he loses a few pounds each year to maintain his quickness — to beat the center to the point of attack, then weaved behind the pulling guard.

It was 11 steps to Langford, who again stuck his right hand toward Johnson’s face mask, except this time the linebacker stayed up, chopping down the stiff arm and driving five or six more steps into Langford until he was pinned between Johnson and the grass for a 1-yard loss. Johnson got up, screamed, and maybe even smiled back at Langford.

“That’s the pride I have when you strap up,” Johnson says. “Like, ‘Hey, can you beat me? No, you can’t beat me.’ It’s a pride deal. Being competitive. It’s fun, too. When you get beat, it’s not fun.”

Again, this is a preseason game. Against a bad team. At least two of the other three linebackers he was playing with on Saturday will not be on the field when the roster is full. Tamba Hali and Justin Houston, the star edge rushers, are recovering from knee injuries. Eric Berry, the franchise safety, is expected back on Sunday.

Johnson, as much as anyone the Chiefs employ, has nothing left to prove. His place in the franchise’s history, not to mention this particular season, is secure. Nobody would blame him for coasting through a preseason game, especially at his age, and without some of the star players he will depend on when the games matter.

But if anything, Johnson goes the other way. He was the one gathering the defense around him before the game, telling them this would be the last time they’d play much together before the regular season, and that they had yet to be effective. Preseason or not, full roster or not, those are the types of things that have to drive the men who make it this far.

Johnson has needed more of this than most. The Chiefs took him 15th overall in the 2005 draft, so long ago that Dick Vermeil was still the coach and Gunther Cunningham the defensive coordinator. Johnson was supposed to be a star right away, but it didn’t happen like that.



He began as an outside linebacker, and his career probably bottomed out when the Chiefs went 2-14 in 2008 and responded by cutting his playing time the next year. Johnson never complained, at least not to anyone in the building, learning a new position five years into his professional career.

He has made his place on the inside, in a position that modern football is in many ways moving away from. But Johnson has made himself essential to what the Chiefs do, particularly against the run. He is gifted physically, particularly with speed and quickness, but he's football brilliant, knowing exactly where to be and when.

That's how he'll be remembered, too. He has an unrelenting energy and positive spirit. Reid says Johnson practices with the eagerness of a 20-year-old, but he has the mind of an 11-year veteran.

He has always loved football, but football has not always loved him back. He was a top linebacker prospect drafted to a franchise that at the time did not spend much time or energy on defense.

He played a full decade before winning a single playoff game, with two separate 2-14 seasons and subsequent rebuilds in between. His Achilles' tendon ripped, robbing him of essentially an entire season, but he somehow came back even better. Doctors with experience in the procedure say his recovery may be unprecedented in terms of age, position, and effectiveness. He is a maniacal worker, in other words, who could've tapped out of this brutal profession long ago. He is hopelessly committed to the cause, both personal and team, even here in a preseason game many have already forgotten about.

"They say real football players are kind of crazy," Johnson says. "So, I have to have a little craziness."

That's cool and all, but the regular season starts in two weeks. He better save some of this for then.

"I did," he says, smiling. "I've got a lot more."

*(Mitch Morse)*

## **Chiefs see center Mitch Morse as seasoned beyond his two years**

Terez Paylor  
Kansas City Star  
August 1, 2016

Chiefs center Mitch Morse wants to build on his strong rookie season. Shane Keyser  
skeyser@kcstar.com  
Blair Kerkhoff

A year ago, Mitch Morse arrived at his first Chiefs training camp and was asked to make the transition from left tackle, where he spent his last season at Missouri, to center.

The transition went so well Morse took over the starting spot and held it throughout most of the season. Now, Morse is seen as seasoned beyond a second-year player by quarterback Alex Smith, who said they work well together.

“I look up to Alex as does this entire offensive line and offensive unit,” Morse said. “He’s an incredible competitor. I was very fortunate to have him as a rookie when I made mistakes or had a question. He was gracious with his time and I will never forget that.”

“For me individually this year ... I can’t get destination disease. It’s never acceptable to stay where you are and for me, the great thing is I have so much to improve on.”

*(Dontari Poe, Jay Howard and Allen Bailey)*

## **Chiefs' '3 Amigos' want to win games, sell shirts and 'eat greedy'**

Terez Paylor  
Kansas City Star  
Sept. 24, 2016

The laughs come naturally for Dontari Poe as he stands between friends Jaye Howard and Allen Bailey for a photoshoot after a recent practice. It is a striking departure from the norm for Poe, the Chiefs' quiet nose tackle who usually does not betray much emotion.

Yet, there's something about Bailey and Howard — the rest of the Chiefs' starting defensive line — that puts Poe at ease.

The players dubbed themselves the "3 Amigos" a month ago. They're wearing T-shirts with their nickname and likenesses on the front, and as they ham it up for the camera, Bailey is trying to convince them to smile.

"We're not gonna smile for this, bro?" he asks.

"Nah man," Howard says. "We bossin' up on this one."

The three of them pose with tough-guy frowns as the camera snaps, but it doesn't take long before they're laughing again.

On the field, they're all business. Duty calls, and all that. But off the field, you can often find the 3 Amigos joking about some random thing, either in the locker room — their stalls are next to each other— or while eating with the rest of the D-linemen.

The group gets along so well that they regularly try to spread their good cheer to other position groups.

Every Friday, the defensive line pays for a team-wide feast in the locker room.

"These are my boys," Howard said after a recent practice, looking over at his buddies' lockers. "They're like my brothers."

Appropriately enough, the 3 Amigos concept took flight during one of their off-the-field food excursions in August. They'd joked about the concept for a while, but they never fully went full throttle until the three — along with a few others — ventured to a Mexican restaurant during training camp in St. Joseph.

Somehow, the 2008 NBA champion Boston Celtics came up — led by the "Big Three" of Kevin Garnett, Paul Pierce and Ray Allen — and given the way Poe, Bailey and Howard performed during training camp, they felt comfortable giving themselves a similar title.

"So we just ran with it, and the little slogan 'eat greedy,' because that's all we talk about,"

said Howard, who explained the slogan is why he mimics eating out of a bowl after sacks. “People thought I was eating soup, but I’m eating greedy man, trying to make a play.”

Bailey and Poe don’t celebrate the same way — “That’s his thing,” Poe said with a laugh — but they all thought “eat greedy” would look neat on the back of a T-shirt. So Howard dialed up Waldo T-Shirts, got help for a design and ordered 400 for men and women — a trial run as the trio split up the costs — complete with a picture of the three on the front and their motto on the back.

“Eating greedy? Can’t go wrong with that,” Poe said. “The 3 Amigos, man? That’s just what we are.”

The proceeds from the shirts, all three said, will benefit football camps they plan to continue hosting in or near their respective hometowns. Howard held his in April in Orlando, Fla., Poe held his in June in Memphis, Tenn., and Bailey held his in July in Darien, Ga. All three attended each other’s camps, of course.

“I was just down for the cause,” Bailey said of his decision to go in with Howard and Poe on the T-shirts.

“I’m not hard to convince. Easy money for the camps, bro.”

If all goes well, Howard said they hope to make hoodies and skull caps once winter beckons. The shirts can be found on [3amigoskc.com](http://3amigoskc.com), and Howard is hopeful they will take off.

“We’re teasing Poe like, (heck), as long as we’ve got Poe on there, we’re good,” Howard said, referring to his friend’s status as one of the NFL’s best nose tackles.

But while Poe might have the most gravitas of the group — two Pro Bowl nods by the age of 26 — Howard brings athleticism, enthusiasm and ambitiousness — the T-shirt idea is his, remember — and Bailey is the elder statesman.

“I’m the oldest in the room in terms of NFL years,” he said after a recent practice, turning to Howard with a grin.

Bailey is also a few months older than Howard, 27, and a year older than Poe, 26, who both entered the league a year after him. Yet Poe is the group’s conscience, a quiet leader who has roundly earned his teammates’ respect with his diligent preparation and team-first attitude.

“It starts with Poe and they all feel it,” Chiefs coach Andy Reid said. “They all take a lot of pride in their job.”

It was that pride that allowed Poe, who had back surgery in July 2015, to will himself back in time for the season opener last year. It was that pride that spurred him to keep playing, even as it took him a few months to round back into form.

“From a young age, I’ve seen people do good and bad, and I’ve seen the difference in their lives,” Poe

said. "It's a job, and you've got to look at it that way. You get in the habit of doing bad stuff, you won't be here for long."

That's why the three of them were intent on bouncing back against the Houston Texans on Sunday. The previous week, the San Diego Chargers gouged the Chiefs on the ground for an average of 4.8 yards per carry on 32 attempts.

Chiefs defensive coordinator Bob Sutton challenged his line to rise to do better against the run-heavy Texans, and the trio rose to the occasion, helping the Chiefs hold Houston to an average of 2.9 yards on 34 carries.

"They're the first line of defense in the running game," said Sutton, who relies on his defensive linemen to stuff the run so he doesn't have to overload the box and potentially weaken the pass defense.

"You've got to play in there and do a good job to make this whole thing work."

*(Dee Ford)*

## **With injuries to linebackers, it's Dee Ford's time to drive Chiefs' pass rush**

Blair Kerkhoff  
Kansas City  
Star August 3,  
2016

ST. JOSEPH - To various degrees, training camp is a proving ground for every player, but no Chief this year has more to prove than outside linebacker Dee Ford.

Ford, a third-year pro and former first-round draft pick, made strides last season, highlighted by a three-sack performance and potentially game-saving pass breakup against the Chargers.

Now, the Chiefs are looking for Ford to take the next step, and he expects the same. Ford is getting reps with starters because Justin Houston and Tamba Hali aren't practicing following offseason knee surgery.

"I see this as an opportunity," Ford said. "The last couple of years I've been working to get to this point. This is a chance for me to step up and really show what I can do."

So far, the results have been positive. In a handful of workouts in pads, Ford has been active and shown his usual first-step burst. Coaches noticed improvement in the spring.

"I thought he had a really good offseason in OTAs," Chiefs defensive coordinator Bob Sutton said. "He showed us some really positive things."

Sutton's praise comes with a caveat.

"I've answered the same way to Dee, it's about being consistent," Sutton said.

That was an issue last season. Yes, Ford recorded the big game against the Chargers. But he appeared in 14 regular-season games with five starts and finished with four sacks and two passes defensed.

Ford said he's a smarter player. The work ethic has been there, but when you're not working smart, "it's equivalent to not working at all to me," Ford said. "When you're not working smart, you're putting yourself in a situation for your body to peak out. And that extra burst? You lose it when you over train.

"So it's the same thing as not working to me. You have to be obsessed with improvement, and there's no improvement if you over train."

Ford said he's far from a finished product, and he's a bit of a larcenist when it comes to moves. He's always looking at others who play his position.

“I’m a thief, I steal everything, but I think any great pass rusher is,” Ford said. “Once you study the (opposing) tackle and you want to know what to do that day. You might not to do the same moves the week prior. You want to see what he can’t defend.

*(Derrick Johnson)*

## **Chiefs' Derrick Johnson mentor to young linebacker corps**

Matt Derrick  
Chiefs Digest  
August 16, 2016

ST. JOSEPH, Mo. — After 11 seasons in the NFL and more than a thousand tackles in his career, Kansas City Chiefs linebacker Derrick Johnson still doesn't get tired of teaching the new kids how it's done.

"How do you know that play?' It's always like, 'D.J., why did you move that way?' Well, I'm like, 'I've been playing it for a hundred years now'," Johnson joked after practice Tuesday.

Johnson's leadership has never been more valuable to the Chiefs. With Justin Houston and Tamba Hali still working their way back from injuries, Johnson is the undisputed leader of a linebacking corps loaded with young talent, fresh faces and veterans in new roles.

"Those young guys look up to me so we talk all the time mentally about the game, what plays about to come up, anticipation, trying to make plays," Johnson said. "They make me young. I see them running around, I try to do the same thing. They try to take my mental aspect of the game to help their's."

One of the young players looking to Johnson is Justin March. The second-year linebacker from Akron lined up alongside Johnson with the starting defense on Tuesday as the team searches for the right lineup with incumbent Josh Mauga nursing a groin injury.

"He's used to playing my position, where you can back up and roam a little bit," Johnson said of March. "Now he's playing Mike, which is kind of head on stuff. He's doing pretty good, he's smart."

March impressed last season in training camp as an undrafted college free agent before a knee injury ended his season before it began. He continues to work his way up the depth chart, and Johnson notices.

"Justin's doing well," he said. "He's got a knack for the ball, he's a young that has a nose for the ball."

Defensive coordinator Bob Sutton agreed.

"He's got some of that natural feel for the ball and that's a great trait to have, particularly as an inside player," Sutton said. "You can't tell where the ball is going all the time — whether it's staying inside or bouncing back out. He's always had that sense of nature since he's been here.

"He's got great energy, he plays really hard and he gets his hands on a lot of footballs. If he just keeps coming, he's going to be a real plus for us."



Another young climber is outside linebacker Dadi Nicolas, the sixth-round pick from Virginia Tech. The rookie impressed in his debut against the Seahawks on Saturday, totaling three tackles including two for a loss of yardage to go along with a sack and two quarterback hurries.

“Dadi’s got a motor on him,” Johnson said. “He’s our smallest outside backer, he’s like 230, but he’s a guy that we know has a lot of speed. Young, relentless, guy that’s got a motor. He’s still learning the whole mental aspect of the game but it’s good for him to get some production.”

The best wisdom Johnson shares with March, Nicolas and other young players is the importance of anticipation.

“Certain formations, certain looks that the offense gives you, it’s teed off on what you need to anticipate,” he explained. “To make plays you have to anticipate, because if you don’t you’ll be a step slow every time.”

With the first preseason game out of the way, Johnson said he hopes his youthful teammates also gain an understanding of the urgency to get better before the season begins.

“Preseason is never as good as you think it is and never as bad as you think it is,” Johnson said. “You’ve got to have that mindset to just kind of keep getting better.”

*(ALLEN BAILEY)*

## **FROM SAPELO ISLAND TO THE NFL**

B.J. Kissel  
Chiefs Reporter  
August 28, 2016

All along the one paved road that's barely wide enough for a single car, and which winds its way throughout this tiny island, the Spanish moss blankets the towering oak trees that provide shade to most of the uninhabited land underneath.

It could be considered the quintessential portrait of Southern living.

No matter which direction you look, it's like something right out of a book, but here on Sapelo Island - one of the many barrier islands off the coast of Georgia - the 13-mile-long former slave colony is home to less than 50 permanent residents, many of whom are related to their most famous citizen - Kansas City Chiefs defensive lineman Allen Bailey.

The history of Sapelo Island is tangled among the very essence of the country as a whole - going back to the days before the Civil War.

For those who grew up here and call it home - all of whom are descendants of slaves who used to work on the island - the land under their feet is more than just a piece of property. It's a reminder of who they are and where they've come from.

At 6 feet 3 inches tall and almost 300 pounds, Allen grew to have the kind of size you might expect from a kid who grew up on Sapelo hunting wild boar, razorbacks and raccoons, while also clamming and fishing in the narrow, winding creek that snakes its way through the island.

This is life today on Sapelo.

The west side of the island is mostly marshland, stocked full of prime fishing holes, and also the second-oldest brick lighthouse in the country, built back in 1820 and then later renovated. The east side has white sand beaches that stretch as far as the eye can see and rarely have more than a few people on it.

The most famous building on the island is the Reynolds Mansion, which can be rented out by tourists and is where Allen's mother and sister work as cooks to this day. Some of its most notable occupants throughout history are former United States Presidents Herbert Hoover and Calvin Coolidge, along with the famous aviator Charles Lindbergh.

"He talks to us all the time about (his hometown)," fellow Chiefs defensive lineman, Dontari Poe, said of his teammate. "So we know about the whole situation - about how country he is."

Allen is the second youngest of seven children, with three brothers - all of whom are 6 feet 3 or taller, and three sisters, each born a year apart. Together, they grew up running around this giant playground, as they describe their hometown.

Sapelo, or more specifically, Hog Hammock - the small community where most of the permanent residents live - is where Allen was taught the value of hard work by his father, Alfred, who passed away just three years ago this September. It's also where he learned how to be accountable to an entire community.

For some, this is the place Allen developed almost superhuman-like strength.

"Allen is a beast," veteran linebacker Derrick Johnson said of his teammate of five years. "We call him the 'Incredible Hulk.' When you walk up to him, you may think, 'Man, I'm scared of this guy,' because he's pretty yoked up. I mean, he's one of the strongest guys on the team, but he's also one of the nicest.

"He doesn't talk much - he's soft spoken, but when he gets on the field, he makes a lot of noise."

That combination of size and strength developed over time for Allen, and the force he displays on the field has been praised by some of the best in the game.

After the Week 6 matchup against the Minnesota Vikings last year, Adrian Peterson, the All-Pro running back who was held to just 60 yards on 26 carries that day, said, "I'll tell you this, No. 97 (Bailey) grabbed me one time and swung me down.

"I was able to feel the force that he had - that guy is extremely strong."

Allen was a part of a defensive front that held Peterson to one of the lowest outputs of what could be a Hall of Fame career for the Vikings star running back when it's all said and done. Allen had 8 tackles, 3 of which resulted in a loss on the play, 3 quarterback hits and a sack.

He was dominant that day, but the imposing nature of Allen didn't reveal itself immediately when he first started playing the game.

"Allen was always clumsy," Mary Bailey, Allen's mother, explained of him as a kid. "He would fall down a lot and the kids would laugh at him - his sisters would laugh at him. That was the funniest thing about him growing up being clumsy, because he's playing professional football now."

The nickname he was given at school, obviously, didn't follow him for long either.

"He was called Cupcake in high school because he didn't hit hard enough," Mary explained. "He used to hit too soft, so they called him Cupcake."

If his mother hadn't have said it herself, there would be no reason to believe this could be true, and as Peterson can attest, it's fair to assume nobody is still calling him this today.

There was nothing soft about the way Allen and his siblings grew up.

While some cows, chickens and a few other animals are bred on the island, most of the other meats they eat are hunted.

"Everything was kind of free range," Allen explained. "A raccoon, you either go hunt them, or you

set a trap for them. Wild hogs, you set a trap too."

Whether it was possum, squirrel or rabbit, the Bailey family and everyone who lives on Sapelo Island learned to fend for themselves.

"He knows how to get his hands muddy and how to take care of himself," Cornelia Bailey, Allen's great aunt and the island's historian, explained. "They say, 'Give a man a fish and he'll feed himself for a day, but teach a man to fish and he can feed himself for a lifetime.'

"That's the kind of atmosphere he was brought up in."

Allen explained how there was always a spotter and a shooter whenever they'd go hunting, and the best time to hunt was at night with the spotter holding a flashlight.

They'd see the reflection of eyes in the darkness and that's how they'd find their prey.

"My sister can't shoot for nothing, but she can find a raccoon," Allen added with a laugh.

The family knows how to take care of itself. Its members do not depend on the luxuries and comforts of the mainland, as they only rely on one another.

"We grow our own garden, do our own fishing, clamming, and we all taught them all how to do that," Mary explained of raising seven children on Sapelo. "After that we didn't have to go to town so much and buy food. They'd help each other and they'd watch out for each other."

This garden, which is just out of the reach of shade provided by the grapefruit tree that sits outside of Mary's house, died this year because of the excessive heat.

Temperatures can get up into the upper 90s and even the 100s on the island, and they can get as low as the 20s during the winter. While it never snows there, it's common to find frost on the grass during the cold winter mornings.

The lessons learned from this island way of life are passed along.

"I've seen a show on it, on the history channel," head coach Andy Reid explained of Allen's hometown. "[Allen] told me not to eat the raccoons or the possums here (in Kansas City) - the ones I see coming to work, because they eat garbage.

"The ones he's eating aren't doing that. He says they taste better."

The only way to visit the island is by ferry, which leaves the mainland dock that's located in Darien, Georgia, each morning around 8:30 a.m., and then returns at 5:00 p.m., and runs through any kind of weather.

All visitors to the island must either come over on an official tour, or they must be approved by a resident of the island.

The one school on the island closed back in 1978, so kids take the ferry to the mainland each morning, and when they arrive at the dock, there's a bus waiting to take them to school.

The whole trip - through the calm, steady water of the marshland that separates the two pieces of land - takes more than an hour altogether by the time the kids arrive at school.

Allen lost count trying to figure out how many times he's made that trek across the water in his life to go to school, but recalled there were about 20 other kids who made that trip with him every day when he was younger.

School days begin early in the morning for kids on Sapelo, baths were taken the night before and there was no such thing as running late for school. The ferry did not wait.

Allen's father, Alfred, worked the ferry for 33 years before retiring in 2010.

"He was always working hard towards something," Allen explained of what he learned from his father. "Good and bad, just take it and roll with it and make the most of everything. Be respectful to everybody you meet.

"He just taught me the drive, the work ethic."

This way of life is one that many couldn't comprehend unless they experience it for themselves.

There are no grocery stores, hospitals or police stations.

In case of an emergency, a helicopter can be called, but for the most part - they all just rely on each other, even for problems that may arise.

"We police ourselves - ain't none of that necessary," Allen explained. "Everybody has known each other since they were little."

There's no cell service but for a couple of spotty areas on the Western side of the island that faces the mainland.

There are cars on the island that are brought over via a barge that comes just a few times per month, and gas can be purchased from the island's station, which is unmanned and works by credit card only.

There's a limited amount of gas that's available, and once the tank is empty, everyone has to wait until the barge returns and the tank can be filled up again to get more.

They have their own way of doing things.

"It's a little quiet," Allen explained. "The town goes a little bit slower over here."

With seven kids sharing rooms in a small home on this tiny island, the majority of time for the Bailey kids growing up was spent outside.

"We'd just run around the island - walk around and make up games," Allen explained. "Anything you could possibly do. Think about it - who wants seven kids in the house at one time?"

"You wouldn't have a house no more. They made us go outside."

The entire island was their playground.

Allen and his brothers and sisters could walk to the beach, explore the island for wildlife by going hunting, fishing or clamming, or they could swing by the "gator pond," which always had at least a couple of alligators swimming slowly through the murky water.

"They have a certain amount of freedom that kids on the mainland just don't have," Cornelia explained. "So that alone makes them wiser and gives them strength."

If any of the kids did something wrong, they were all punished. It's how they stayed accountable to one another, but that was never an issue for Allen.

The player now known as "The Hulk" by his teammates was given another nickname by his great aunt not just because of his inconspicuous mannerisms, but his obvious size and ability as a teenager.

"If there was a Superman on Sapelo, that would have been Allen, a mild-mannered Clark Kent," Cornelia proclaimed. "The rest of the kids got into trouble, but not Allen."

"He was just a nice young man."

Allen was always one of the bigger kids around, but he didn't start playing football until the seventh grade.

"He wouldn't do anything," Mary explained of Allen as a kid. "He wouldn't play anything. I talked to him one day and asked him if he wanted to play sports, and he tried out for football and loved it."

Allen recalled what first got him interested in the sport.

"I wanted to play football because my brother was playing," Allen explained. "He was in 11th grade when I started. I would go to practice and I'd wait for him to get done."

"He played defensive end and running back."

Allen eventually developed into a standout football player at McIntosh County Academy, which sits just a few miles from the dock in Darien. He became one of the most sought-after high school football recruits in the country back in 2006, ranking as the No. 20 overall player in the country by Scout.com.

Allen had to find somewhere to stay on the mainland during the week because practices weren't over by that time the ferry would leave each night.

"I started staying (on the mainland) in seventh grade," Allen explained. "I stayed with my auntie (at first). In high school, I was staying with one of my best friends, and I stayed there for three years."

Allen chose to attend the University of Miami on a football scholarship. He wanted to get away from Georgia but not be so far that he couldn't easily come back home, and Miami was the perfect choice. He had liked the school since he was a kid and they were a little less than six hours away.

"People ask me all the time if it was a culture shock," Allen explained of moving to Miami. "For me,

not so much just because I was back and forth from the mainland (in high school), so I'm used to having people around.

"People are generally nicer [on Sapelo], and just in South Georgia period, but to go to Miami where everybody is kind of in a rush to go here and there, that and there, it was different."

Allen became a two-time All-ACC defensive lineman at Miami, and over a four-year career appeared in 50 games, which ranks as the third-most in school history.

He was selected by the Chiefs in the third round (No. 86 overall) of the 2011 NFL Draft, and it took a while for him to explain to his teammates about his hometown.

"I had to use Google maps to show them exactly what I was talking about because they didn't think Georgia had islands," Allen recalled. "I had to show them more than just tell them."

Allen's breakout season for the Chiefs came in 2014, where after three seasons of working as a situational pass-rushing defensive tackle, Allen had made a concerted effort to become a three-down player, which meant changing his body.

He used the work ethic he learned from his father to do just that, gaining good weight and becoming a more complete player, and he nearly doubled his stats in 2014 compared with first three years of his career.

All the work he put in paid off, and Allen earned a multi-year extension from the Chiefs in November of 2014, just barely a year after his father had passed away.

"If his father were here, he would be proud of him," Mary explained. "I know he misses his father a lot, like I miss him."

Mary won't ever leave Sapelo, and she wouldn't accept leaving her house when Allen offered to get her a new one, so he remodeled her current home instead.

It's not a fast or easy process when making renovations to a house on Sapelo Island. All of the wood and materials must come over via a barge, which can take a few weeks, as they only come a few times per month.

"I added like two rooms to the end of the house and I made everything look bigger - a little more spacious for when everybody comes home for holidays and stuff," Allen explained. "We've got more room to move around and be comfortable now."

Allen's other splurge after signing that deal was the purchase of two Polaris off-road vehicles, which he and his family can be seen driving anywhere and everywhere around Sapelo.

"They're perfectly made for over here," he laughed.

Other than that, there's hardly any proof of Bailey's professional success in the way he carries himself around the island.

carries with him from being a child of Sapelo Island, but much like anything else in life, things are changing for those living on the island today.

"It's changing because a lot of people who weren't born here are buying property and building houses," Cornelia explained.

While land that has beach access and a remote feel to it definitely piques the interest of outsiders looking to make a buck - renting for vacation purposes - there's a depth to the people of this land that stretches back more than two centuries, to before the Civil War.

They are called "Saltwater Geechees," which is the name derived from slaves brought over in the late 1700s and early 1800s from West Africa, specifically the Sierra Leone and Liberia areas.

That's the lineage of the Bailey family.

It's who they are. It's the cultural heritage that Allen's aunt, Cornelia, has dedicated her life to preserving. She grew up on Sapelo Island and literally wrote the book, "God, Dr. Buzzard, and the Bolito Man," on its history.

"I can directly trace my great-great-great grandfather, Bilali Muhammed (to Sapelo)," she explained. "So it's like, the beginning of written knowledge of us being here."

The family has been on this island and in this small community, ever since.

The old chocolate, cotton and sugarcane plantations on the west side of the island, which still include the houses made of tabby - crushed oyster shells, sand, ash and water - is where the slaves once lived and are still partially intact to this day.

"You need something to hold on to that is yours," Cornelia explained. "This is it. America is a country that used to be - grandmamma was right around the corner - now grandma is 3,000 miles away.

"So here on Sapelo, we have this sense of family."

There's a pride emanating from the people of this island about what it means to them.

"Even if [Allen] doesn't realize it at his young age now, it's really going to sink in on him what it really meant to him to carry the weight of Sapelo on his back," Cornelia explained. "I think it's going to mean a lot to him."

For now, Allen enjoys the laidback atmosphere of the island.

"This is a place you can listen to the birds and bees and not worry about a whole lot," Cornelia added.

"I think he loves to come back home and relax," Mary explained. "He enjoys himself when he comes home. He goes riding his little sand dune things or whatever. He doesn't like to be disturbed by people. He'll just stay around the house."

One of the most prized possessions at Mary's house is a gift Allen got her after he graduated from Miami.

When a friend of Allen's, who was an artist, asked him what he might want to be painted, Allen chose to have the picture of him and his parents at his graduation ceremony.



The painting means everything to his mom, who has it hanging above the couch in her living room.

"She cried more at my college graduation than she did when I got drafted," Allen explained. "It has always been school for them. Any time I would come home from break when I was in college - that was the main thing.

"My mother wasn't really worried about football."

Allen thinks about his father - the one who instilled that drive and work ethic that's brought him all the way to the NFL - often.

On game day, Allen has a ritual he goes through to honor and remember his father.

"As soon as the national anthem starts, that's when I have a little talk with him before every game," he explained.

"It will be three years in September," Mary noted of the anniversary. "If you're sticking together like family, you'll make it through. You'll be strong.

"If you've got a family bond, you're okay."

That's how it's always been, and how it will continue to be, for those on Sapelo Island

*(Laurent Duvernay-Tardif)*

## **A Tale of Two Passions: The Life of Chiefs Guard Laurent Duvernay-Tardif**

Hip-hop music blares on a team charter plane as 52 very large grown men celebrate and dance without restraint.

After dropping five of their first six games to start the NFL season, the Kansas City Chiefs have won their second game in a row in dominating fashion—a 35-point victory in London, England, on United States national television.

A nine-hour flight to Kansas City provides the perfect excuse to let loose, and to only top their feeling of jubilation, it is officially the bye week. They won't be reporting to practice the next seven days.

Surrounded by upright, smiling, energetic players, one player stays seated, noticeably closed to this world of triumph.

It is the Canadian-born Laurent Duvernay-Tardif. He is wearing headphones and is engrossed in a textbook. His American teammates call him "Larry," a nickname much easier to pronounce than the French-based alternative.

"There's Larry, looking like hell on Earth," a teammate, Mitch Morse, laughed as he recalled the scene. "He is just miserable. He just played a game. He's out of fluids, and the guy is just reading this book about the same size as his head."

Morse is joking, of course, but the truth of the matter is that is Larry.

Having to study for the entirety of a nine-hour flight while his fellow teammates celebrate around him is part of the double-life he chose, one in which he continues to pursue a medical degree while simultaneously starting at right guard in the NFL.

Larry didn't sleep on the charter back to Kansas City, and after a 4:00 a.m. Monday morning team meeting, he drove back to the airport to catch a 6:00 a.m. flight.

He was headed back home to Montreal, Quebec, where in two days he would take a surgery exam as part of his medical degree requirements. While some of his teammates were off to a relaxing vacation, Larry would begin his bye week by studying for the next 48 hours straight.

There is nothing about Laurent Duvernay-Tardif that could be considered normal, and that is genuinely the way he likes it. Ask him why he puts himself through the rigor of medical school and the time demands of professional football, and a smile will come to his face.

He is a man with two passions, a man who would not feel complete without both occupations.

There are many players in the National Football League who consider themselves at home on the football field. Larry shares that quality, sure, but put him in a white coat in the middle of the emergency room, and he is just as at peace.

To an onlooker, it may seem odd. How could he possibly do both? How could he possibly be both?

It is not ordinary, but nothing about him is.

Today, Laurent Duvernay-Tardif stands at a towering 6 feet 5 and 321 pounds. One of the first things you notice about Larry, besides his overall height and thickness, is the size of his hands. A shake hello with Larry is kind of humbling in a way. This is a human startlingly bigger than most.

Larry grew up on the south shore of Montreal in a small town called Mont-Saint-Hilaire. According to a 2011 Census, the town has a population of a little less than 20,000 people.

When Larry was a child, he was always very curious. That is the one quality that stands out as his father, François, thinks about his son growing up. Although too young to be into that sort of thing, Larry loved taking on "projects," as François describes— any task he could complete.

Larry, who is now 25, grew up the oldest of three siblings—he has two younger sisters—on a vineyard. François originally entered the wine business when his father, Guy Tardif, opened the property after a prestigious career in Canadian politics.

François joked that Larry was perhaps the youngest sales prodigy in all of Canada.

"Laurent, he was able to sell wine at 8 years old and [give wine tastings] to the guests," François said. "He never tasted the wine, but he was good at describing the wine, and sometimes he gave very good tips, which helped sales."

In 1999, François and Larry's mother, Guylaine, decided to leave the vineyard for a year to take Larry and his two sisters on a sailing trip. With only the clothes on their back, the family bought a boat, rented out their home and travelled down to Florida and the Caribbean.

It was on the boat trip where François believes an 8-year-old Larry took a step ahead of his peers as far as self-reliance and belief in the fact that he could do anything.

"We started with a baby of 9 months and the other one at 3 years old (Larry's sisters), so my wife was almost all the time with the babies," François said. "I was sailing the boat with Laurent there most of the time, so he was able to read a map, interpret tide charts and use the radar."

François, Larry and the rest of the family had no major expenses. For a year, they fished for all their food and bought fruits and vegetables in markets off the coast.

The family returned to Mont-Saint-Hilaire in July of 2000.

In Mont-Saint-Hilaire, everything is oriented towards the sport of hockey, so the fact that the city produced a starting right guard in the National Football League is somewhat fascinating in itself.

Larry originally played hockey as a 200-pound defenseman during his early teenage years, but he never seriously committed to the sport as he grew heavier and heavier.

Larry began playing football in Mont-Saint-Hilaire at the age of 14. He said he quickly took to the game because of the balance between strategy and action.

"I think even now, it's still the same thing for me," Larry recently said. "When you're on the field, it's reaction, it's explosion, but at the same time you need to be able to analyze the front that the defense is presenting you and know what to expect. This requires a lot work and film study off the field. You need to be athletic. During your off time, or at night, during the meeting, you really need to be a smart guy to understand football and that's what I noticed about it when I was 14.

"When you watch film, when you watch your opponent, it's really strategic. It's like a chess match. That's what kind of got me into football and that's one of the reasons why I chose this sport over other sports."

Larry played football throughout high school, only breaking for another family sailing trip in 2008. This time around, he was 16 and remembers the trip vividly.

"We left from Montreal and we sailed down to Boston, New York, Delaware Bay, Chesapeake Bay, all the way down to Miami," Larry said. "Then we hit the Gulf Stream and went down to the Bahamas, Turks and Caicos for a year. That was amazing, a really great experience. I think that's one of the reasons why I'm so close to my sisters, my father and my mother."

On the boat, Larry's father taught him science and math, while his mother taught him social sciences and English. There were aspects of the trip that made it difficult, but Larry believes he couldn't replace the lessons it taught him.

"You get to meet a different culture and a different way of living," he said. "The whole speed of life is slower. You don't have a cell phone; you don't have the Internet. It's a great experience and it helped me both in football, but also especially in medicine, because it opened my mind to different cultures and [today] helps me understand and treat people from different backgrounds."

Upon returning in 2008, the Duvernay-Tardif family, now with no vineyard, decided to get into the baking business. Though they seem vastly different, the vineyard and baking businesses share the commonality of fermentation, so the transition was easier than one would expect.

"It's really close because they both work with yeast," Larry explained. "Fermentation in wine uses yeast and fermentation is also used in bread to make the dough. It was not that different and my dad was a specialist in that domain so he just started the bakery when we came back."

They called the bakery, "Le Pain dans les Voiles," which is French for "Bread in the Sails."

Over the years, Larry has actually worked for his parents inside the bakery.

"I like to sell my bread," he said with a laugh. "I just like to be behind the counter, to meet people, serve people. It's kind of a cool shift, when you go to work at like 3 in the morning, the whole city is quiet. You wake up, you go there, you start to make the dough, you start to bake the bread and then slowly customers start to arrive around 6 o'clock. It's just a nice rhythm."

After completing high school in Canada, students are required to attend the "CEGEP." CEGEP stands for "collège d'enseignement général et professionnel," a two-year school that serves as a buffer for Canadian citizens between high school and college.

Because he loved the game of football so much, Larry continued to play during CEGEP.

At the time, with a dream of medical school on the horizon, he figured his years playing in the CEGEP would be his last, as those around him felt there was no possible way he could do both.

"Everybody was telling me, 'You know what? Laurent, if you want to get into med school, you have to make a choice. You cannot do both at the same time,'" he said, "because both are very demanding."

Based upon his grades and background, Larry was accepted into the medical program at McGill University, one of the most prestigious schools in the country. Some have even nicknamed McGill the "Harvard of Canada."

While the school curriculum itself would be a challenge for Larry, what made things even more difficult was the fact that McGill is an English-speaking school, and he was not fluent at the time.

Considering those steep obstacles ahead, Larry quit the game of football in 2010.

"He decided not to play football and just go to school," Matthieu Quiviger, the O-line coach with the McGill program, said.

But before long, Larry began to have second thoughts. It only took him two Saturdays as a spectator before he realized he had made a grave mistake.

"I was regretting my decision," Larry said. "When you're a football player and you're not on the field on Saturday, it's hard. After two weeks I was just not able to deal with that, and I went to see the coach the Monday after the game and I was like, 'Coach, please give me a chance,' and he agreed. I told him I was a little reluctant because I was not speaking English, and because of med school and everything, and he kind of understood."

Larry joined the McGill Redmen as a defensive lineman for the remainder of the 2010 season, and he geared up for what he knew would be the most difficult year of his life. Now a medical student on the football team, time management would be critical, and he needed to get his English straight.

Sometimes you meet the most important people in your life when you are going through the toughest of times. When Larry could not speak English during that first year, the classes taught solely in the language were a struggle.

Rather than attending them in person, he would watch the classes on a streaming service in a restaurant across the street from his parents' bakery.

And in that restaurant, there was a girl—a pretty brunette named Florence. She was one of the waitresses and an art history student at the University of Quebec.

"His English wasn't on point," she said of the time. "Instead [of going to class], he would come into

the restaurant with his French-English pocket dictionary."

Larry attended his first year of classes by Florence's side, and what began as a friendship eventually blossomed into a relationship. Six years later, they are still dating, and it is something that he believes to this day is critical to his success.

"I think it's essential actually," he said. "I don't think I would be here and still doing both if I did not have somebody to talk to and have somebody I can relate to that motivates me to accomplish what I'm trying to accomplish. Even though we are in two very different fields, we are both overachievers and we are striving for greatness. We both know that being at the top of our field is going to require travel and work and study in different places.

"Last year, Florence was working in Italy for one of the biggest art fairs in the world while I was back at McGill during the offseason. Of course, long-distance relationships are hard but I will always push her to try to achieve her goal and she is doing the same for me."

During Larry's past three years with the Chiefs, Florence has been able to visit him in Kansas City, attending Chiefs games at Arrowhead. While in Kansas City, she has also had an opportunity to take in some of the things that pique her own interests.

"I was pleasantly surprised to discover KC over the last two years," she said. "It is a very welcoming city. I'm a big fan of the Nelson-Atkins Museum of Art, the Kemper Museum of Contemporary Art and the Belger Arts Centre."

Florence said one of her fondest memories with Larry was at the Belger Arts Center. It was there he found out he made the final cut on the Chiefs 2014 roster.

But that may have never happened had she not helped Larry get through his first four years of college, where he had to balance both football and medical school at the same time.

"It was all about time management," Larry said. "That first year, I was kind of learning the process, learning how to study and be efficient. You get to know your habit, what time of the day you're able to perform better in your study, what time of the day you can perform better with your weightlifting and training. That was a bit of a transition for me, but afterwards, you start to get into a rhythm and of course, it's a lot of sacrifice."

In the winter of 2010 after Larry's first season, the McGill football team needed to make some personnel changes in order to fill out both sides of the line.

Hardly anyone realized it at the time, but this moment would be one of the most important in Larry's development and football career.

Quiviger, the team's O-line coach, had been a five-year starter at offensive tackle for McGill from 1990 to 1994. During that span, he earned all-conference honors twice in addition to capturing all-Canadian honors in 1992 and 1994.

"We were lacking some offensive linemen and some big bodies, so they transferred a couple different linemen that winter," Quiviger explained. "At that time, [Larry] had played some offensive line in high school before, but 99 percent of it, he played on the defensive line."

It didn't take long for Quiviger to realize Larry was special.

"It took five seconds," he laughed. "After one practice, I went to the head coach and said, 'If you retransfer that guy to the defensive line, I'm never talking to you again.'"

Quiviger was historically one of the best offensive linemen to ever play at McGill and is a member of its Hall of Fame. That is why his 2010 affirmation mattered more coming from him than it did from most.

"I could just see that he was better than me at everything," he said. "This kid was just faster, stronger, quicker. He understood faster. He had coordination. He had extremely good dexterity in his hips and ankles. Right away, I could see he was going to be very special."

So special, that Quiviger offered Larry something that meant more than anything to him.

"He had a defensive lineman's number. He was wearing 92," Quiviger said. "I said, 'Look. No one is wearing my old number, which is 66.' I said, 'Would you please wear it if you don't mind?'"

Larry wore the number 66 and played at the offensive tackle position for the remainder of his college career.

Throughout his time at medical school and a football player at McGill, Larry was among the best in both realms. At offensive tackle, he quickly became one of the best players on his team, all the while maintaining a perfect 4.0 grade point average in the classroom.

"As smart as you think he is, he's smarter than that," one of his mentors and the research director in the department of emergency medicine at McGill, Dr. J. Scott Delaney, said. "Going to medical school is like learning a lot of new information, but also learning a second language at the same time. Then to pick up as an offensive lineman and the different schemes he was using at the university, I'm sure it took every waking minute and hour that he had during the day."

In order for Larry to manage his obligations, it more or less did. During his first two seasons at McGill, he could attend every practice, but during his third season, which coincided with him beginning to do rotations in the hospital, that had to change.

"That's where it got a little more tricky," he said. "I was basically making sure that during the football season, I was getting rotations close to the stadium in sport medicine and specialties that were a little bit more flexible. I was able to go do my rotation during the day, come back for one or two practices a week, and then study and be there for games."

Sometimes, there were hours of sleep lost to the night.

"It happened multiple times where I was finishing my rotation in medicine and I was going to sleep in the locker room for a couple of hours and I was there still the next day for the morning practice," he said. "The guys were just kicking me in the locker room saying, 'Hey Laurent, come on for the meetings.'"

In 2013, Larry was practicing less and likely sleeping less than every player in the country, yet he still managed to win the J.P. Metras Trophy, the award given to the most outstanding offensive lineman in Canada.

This became Larry's light bulb moment. He knew he was good; that was obvious. But maybe, just maybe, he was NFL good.

"The thing in Canada is that you don't necessarily play against all the teams," he said. "You play mostly against teams in Quebec, which is our province, but you don't play against the teams in the west. So to get that award, I was like, 'OK, I'm not only good in Quebec, I'm also good across Canada,' and it kind of motivated me to train even harder and to approach the fourth year, my last year at McGill, like a challenge and an opportunity to prove myself to everybody and to put good film up there."

Larry called a close friend who he knew he could trust. His name was Sasha Ghavami, who was attending law school at the University of Montreal.

Ghavami received the call in Australia, where he was completing his final semester of law school in a study abroad program.

"[Larry] said, 'A lot of agents have contacted me, but I don't trust them,'" Ghavami explained. "'I trust you. I know you know the difference in football, and I know you always wanted to do this, and I feel that with your hunger and with what you want to do, you could help me get to the next level.' He said, 'Quite frankly, I don't know anything about pro football and I need help with this whole thing.'"

Ghavami changed his flight so that he could come home from Australia as quickly as he possibly could.

"He went to do the [agency] classes, and we signed a contract together," Larry said.

Weeks prior to this phone call and contract, Ghavami had already been researching his friend. The 2013 Canadian collegiate all-star game had a combine tied to it, and he had crunched the numbers.

"I compared [Larry's numbers] to some statistics that I had researched on combine numbers from draftees in the NFL, and he was competing with the top end of the prospects," he said. "I was like, 'Wow. Granted, he hasn't played in Division I football, but he's got all of the physical tools to get there.'"

Larry was projected to be the number one prospect in the 2014 CFL Draft.

Once Ghavami realized the NFL potential, Larry knew he had to alter his medical school program at McGill. There was no way he could train for the NFL Combine and study medicine at the same time.

"What I decided to do was to go see the dean of medicine and I told him, 'Sir, here's my plan. Here's what I want to do: I want to get drafted in the class of 2014. In order for that to happen, I need to potentially train in the states for a couple of months, do a pro day or a combine and have good results. And for that, I need four months off.'"

The dean accepted Larry's plan, and Ghavami connected with an American agent, Chad Speck, the president of the Allegiant Athletic Agency who also represents Chiefs safety Eric Berry. Ghavami was not NFL certified, whereas Speck was, so the two partnered up as a team to



represent Larry.

Larry flew down to Tennessee and trained for four months, but he did not get an invite to the NFL Combine. This was a roadblock.

What do you do when you're a Canadian NFL prospect who missed an invite to the Scouting Combine?

For Ghavami and Larry, the answer was to host one of the first ever pro days in the history of Canada.

"It was kind of a gamble," Larry said. "To host that pro day was kind of my only chance to put both CFL scouts and NFL scouts in the same place, at the same time for me to perform my tests."

Nine NFL teams showed up to the pro day—the Bears, the Bills, the Cardinals, the Eagles, the 49ers, the Jets, the Packers, the Raiders and the Kansas City Chiefs.

"It was amazing. To be honest, I didn't know the impact of that until it took place," Ghavami, who organized the event near McGill, said. "You see these NFL personnel people come in one after another, and you're like, 'Wow, they're coming all the way here.'"

"For them to come to us and say this was the best pro day they had ever been to, it's very good. So I was very happy about that."

Larry's numbers at the pro day were among the best of the 2014 draft class.

"Duvernay-Tardif was not at the combine," NFL media analyst Gil Brandt later wrote, "but those numbers were as good as any offensive lineman there, including Taylor Lewan."

"I did well," Larry said. "That gave me a lot of confidence throughout the process."

There is a bit of risk involved with drafting a Canadian prospect to the NFL, the first of which is as rudimentary as the rule differences.

For an offensive lineman in particular, the rules are vastly different. In Canadian football, there is an entire additional yard between the ball and the defensive line. This skews statistics and even film when evaluating for the NFL.

Combine that with the fact that Larry wanted to continue to pursue his medical degree, and no matter his pro-day numbers, this had to alarm some teams.

But not so much the Chiefs.

"When I think you do your research, you want to see, is he mature enough to handle both loads?" Chiefs general manager John Dorsey said. "Is he strong enough mentally to handle both? And I think he can do that. Then you marvel and you watch him grow. You marvel his athleticism and you see his true innate strength, and you go, 'Holy crap, he can do both of them.'"

"I think that's a credit to those regional scouts doing their homework and really digging and kind of getting to know him and maybe sitting and taking him out to lunch or dinner and just finding out

what makes him tick."

On January 18, 2014, Larry was one of only two players in the Canadian Interuniversity Sport (CIS) to be represented in the East-West Shrine Game held in St. Petersburg, Florida, and his performance there stood out in particular to Dorsey.

"Where it began to finish and flash, you go back to the East-West Game, because he held his own," Dorsey said. "Then you watch him play against junior college teams. What you always saw was the athleticism and the lateral agility and the strength with the hands. Those were the things you saw, and if you could dominate at a lower level, then you have a chance."

Dorsey and the Chiefs felt Larry had "enough of a chance" that they selected him with the 200th overall pick in the sixth round of the 2014 NFL Draft. Five days later, he was selected in the third round of the CFL Draft, his Canadian draft stock having slipped due to his selection in the NFL Draft.

But despite his selection to both leagues, Larry knew where he was headed. He never gave it a second thought.

"My goal was always the NFL because it's the biggest league," he said. "But at the same time, football is my passion, and wherever you get drafted, whatever rank, whatever round, as long as you get drafted to a team, then it's your job to go on the field and prove yourself. So I was not impressed and I was not scared about where I was going to come out, I just wanted to have a team and to be able to prove myself."

On day three of the 2014 NFL Draft, a former Kansas City Chiefs long snapper named J.P. Darche was not watching. He was at one of his sons' baseball games when he picked up his cell phone.

Coach Quiviger, his former teammate at McGill, was on other the line.

"Hey, you won't believe it," Quiviger said. "Larry got drafted to the Chiefs."

Darche grew up in the greater area of Montreal, attended medical school at McGill, played on the football team and was drafted to the CFL in 1999. In 2000, he moved onto the NFL with the Seattle Seahawks, where he would spend the next seven years, before moving onto the Chiefs in 2007.

When his career ended in Kansas City in 2008, he decided to raise his children there, later restarting med school at Kansas University in 2010.

Of the 32 possible locations, Larry, who Darche had met through Quiviger, was heading right for him.

"I guess it was meant to be," Darche later said.

Rather than coming to America with no guidance, Larry was drafted to Kansas City, where Darche took him under his wing in the summer of 2014.

"Shortly after he got here, I invited him over," Darche said. "I had him over to the house for a home-cooked meal, and we kind of got away from the whole football thing. It was cool because we're both French-speaking. We're kind of the same background."

Darche would serve as a mentor for Larry, something he needed especially in 2014, when everything was new and he did not play in a single game for the Chiefs.

For any player, that could be frustrating, but it was that year in which Larry said he learned "everything" about the NFL game.

"I think for me, coming from a small school football-wise in Canada and getting drafted in the NFL, that was a big step and there were a lot of things I had to learn," Larry said. "That first year, for me, was really, really critical. Even though I didn't get to play, I learned the whole playbook. I learned new rules ... You learn how to deal with a real bull rush from a 340-pound defensive lineman. There was really a learning curve for me."

Larry put that year to good use, and then parlayed his knowledge of the playbook with a strong offseason workout regimen.

"I really trained with the mindset that next year is my year," Larry said. "When I presented myself to training camp [in 2015], I was really focusing on that goal to be a starter."

The difference in Larry showed something to head coach Andy Reid, who named him just that to open the 2015 regular season.

"When I played my first snap in Houston in 2015, I was confident," he said. "I felt good about myself. But I realized there were a lot of things that I needed to work on and I was way far from being perfect, but I was feeling good about it."

After just three games, however, Larry was benched.

"I was not playing good football, especially against the Packers," he said. "I really took those three weeks to go back to the basics. Now I knew what it was like to play on the field—let's think about what I can do better. Why am I doing all those drills? And when you get some reps on the field, you can relate it to practice ... I think during those three weeks I really went back to the fundamentals. After that, when I got my other chance, I was a more mature, more confident player."

Larry was reinserted back into the lineup at right guard four weeks later, and he would remain there the rest of the regular season.

The only game he could not play in after that was against the New England Patriots in the Divisional Round after suffering a concussion in the Wild Card Round against the Houston Texans.

"That's something that's difficult with football," he said. "You never know when your last snap is going to be. For me to play that last snap in the second quarter of the Texans game, it kind of left me hungry and I'm really looking forward to 2016."

Larry temporarily switched his focus back to medical school this past offseason.

When NFL players are encouraged to take a break from training right after the season, he began his internal medicine rotations, which can keep students on the medical floor up to 16 straight hours at a time.

He figured the beginning of the offseason was the perfect time for such a schedule because he didn't need to be in the gym as frequently.

His emergency rotations later on in the summer were only eight hours apiece, allowing him to follow the Chiefs training schedule during off hours.

Doing both is "not that hard," so he says. It is the switching of mentalities that is the most difficult.

"You go from really, really high emotional states, like when you're on the field winning, to the week after—you're waking up at 6 in the morning, you're on the floor at 6:45 and you're dealing with all kinds of different medical issues and personalities," he said.

That considered, he managed to seamlessly do both once again this offseason, as he arrived to training camp in St. Joseph the team's starter at right guard and did not miss a beat this preseason.

Dorsey recently weighed in as to how far Larry has come on the football field since his rookie year in 2014.

"I think he's got every combination to succeed in the National Football League," he said. "I think one, he's got toughness. I think his hands are better. I think he is strong. I think he could hold up and lock guys. I think what he's done by playing [in 2015], what gives all rookies fits is that. When stunts begin to flash in front of you, he's actually begun to have more patience and sit in there and he can only get better now."

The precision that made Larry a 4.0 medical student has translated to his play.

No one really knows how far Larry will go in the game of professional football, as in each of his first two seasons, he has only continued to get better and better.

The thing is, though, that this phenomenon is not new. It is a trend that started at McGill and has only continued in Kansas City.

Reid has said a countless number of times that he will always play his team's best five offensive linemen, so when you multiply that across the 32-team league, that makes Larry one of the 160 best players at his position in the entire world.

Many try, but few are able to accomplish it.

"To have the opportunity to play pro sports at the highest level, which is the NFL, is something an incredibly small percentage of people get to do," his mentor, Dr. Delaney, said. "It's a little fraternity and club that he'll always have."

But to Delaney, that pales in comparison to what Larry will truly be remembered for—and that is, in his own words, "touching people and affecting them" in a positive way as a medical doctor.

"I hope [him being a doctor] is, in retrospect, more valuable than his NFL career," he said. "It may or may not be, but I think it will be because it probably will come to define him. He will be the doctor who played in the NFL. At some point, he will not be the NFL guy who is also learning to be a doctor. I see 30 years from now, obviously he'll always be a big guy right? So he'll get people's attention. But the NFL stories will fade a bit.

"Well, you know Dr. Duvernay-Tardif played in the NFL.'

"[His patients] won't know him as that. They'll know him as a really good doctor and a really good teacher. Who they'll remember—someone will tell the story of when he played in the NFL—but they'll be more impressed with the person and the physician they're dealing with."

In 2016, Larry will play his third season in the league, and that will follow with four more months of medical school before he will officially be "Dr. Duvernay-Tardif."

And who knows?

Larry is already teasing the idea of putting "Duvernay-Tardif, MD." on the back of his game jersey for 2017.

*(Marcus Peters)*

## Chiefs' Marcus Peters chosen AFC defensive player of the week

Terez Paylor  
Kansas City Star  
September 28, 2016

The honors keep rolling in for Chiefs cornerback Marcus Peters.

On Wednesday, Peters was chosen AFC defensive player of the week for his two-interception performance in the Chiefs' 24-3 win over the New York Jets on Sunday.

This marks the second time Peters has won the award during his career. He also won it in December, when he recorded two interceptions in the Chiefs' 34-14 win over the Baltimore Ravens.

Peters, 23, has recorded 12 career interceptions during the regular season. He nabbed a league-high eight last year, when he also led the NFL in pass defended with 26, made the Pro Bowl and was named the league's defensive rookie of the year.

His success has caught the attention of Pittsburgh Steelers quarterback Ben Roethlisberger, who will face Peters and the Chiefs at 7:30 p.m. Sunday at Heinz Field.

"He catches every ball that is thrown his way," Roethlisberger said, with a chuckle, when asked what stands out about the Chiefs' second-year corner. "What a phenomenal player." Roethlisberger said Peters' ball skills are special.

"Offensive guys always make fun of defensive players — they play defense because they can't catch," Roethlisberger said. "Well, he can catch everything. It hits him in the hands, he catches it. It bounces in the air, he catches it."

But it's not just the ball skills, Roethlisberger said. It's the consistency with which he uses them. "The way that he reads routes, the way that he jumps routes, it just seems like he almost has the team's offensive playbook," Roethlisberger said.

And even though it's difficult to completely avoid a cornerback in today's NFL — you have to just pick your battles, he said — Roethlisberger added that Peters' playmaking flair forces offenses to account for his presence.

"There's some corners out there — like Marcus, (Richard) Sherman, (Josh) Norman, (Darrelle) Revis and (Patrick) Peterson — that you can't avoid, but you've got to know "where they are," Roethlisberger said. "And you also have to have faith and trust in yourself and your receiver." Sunday's game will mark Roethlisberger's first time facing Peters. The Chiefs beat the Steelers 23-13 last October, but Roethlisberger missed the game with a knee injury.

*(Alex Smith)*

## **Alex Smith sheds Captain Checkdown label, becomes Captain Comeback**

BY SAM MELLINGER  
Kansas City Star  
September 11, 2016

The moment that must've seemed impossible during Alex Smith's career, and that certainly appeared impossible on a gorgeous fall afternoon, felt like being sideswiped by a racehorse.

Football careers and reputations are made in these blinks, between all the violence, and when Smith saw the defender play the pitch he tucked and dived for the goal line, a dozen years in the NFL making him well aware that he was now less of a quarterback than a billiards ball. The defensive end trucked him from the side, and two linebackers led their shoulders to his helmet.

The Chiefs quarterback heard "touchdown" over the loudspeakers. He fist-pumped a little. He slapped hands with his teammates. The modern NFL means no celebration is official until further review.

So Smith walked to an open space, watched the replay on the video board (he couldn't tell much) and waited for the official to confirm what everyone left from a sold out crowd hoped to be true — that the quarterback who couldn't come back had just finished the greatest comeback in Chiefs history with a 33-27 overtime win over the Chargers in the season opener at Arrowhead Stadium.

Those first few seconds were chaos, Chiefs players and coaches swarming each other in what must've been at least a half dozen mini mosh pits. Smith, who typically shows all of the emotion of a shoelace, went bonkers. He screamed. He raised his arms. He cursed into the noise. He punched the air, strutting toward the seats, swarmed by photographers, his finest single moment in four years with the Chiefs.

The most anticipated and promising Chiefs season in at least a decade began in as wild, confounding, agonizing and ultimately inspiring way possible. It was, basically, their 2015 season — from 1-5 to a playoff win — played out in game form.

There are any number of ways to quantify how unlikely this all was. The empty seats were a clue, at least one-third of fans leaving sometime between halftime and a rally from 21 points down that took a series of twists you wouldn't believe in a movie. Using Pro Football Reference's win

probability calculator, there was a point in the fourth quarter the Chiefs were less likely to win than the Royals' low point in the 2014 Wild Card Game.

Neither Smith nor the Chiefs, have ever seen anything quite like this. It's the biggest comeback since the franchise was born, and the first time the Chiefs have won with Smith leading a late touchdown drive that broke a tie or erased a deficit.

He is Captain Checkdown, not Captain Comeback, and by now tired "game manager" quips didn't appear out of thin air. Smith is 3-40-1 when his opponent scores 24 or more points, and just for context that win percentage (.069) is around one-third as well as all teams did last year (.211).

Before Sunday, he had won just one of 13 such games with the Chiefs, and fans of a certain intensity will remember the win came when Jamaal Charles essentially turned simple screen passes into unstoppable forces in Oakland three years ago.

Len Dawson, the Hall of Fame quarterback and broadcaster, sat on a chair in the winning locker room. More than 50 years he's been around this game, and he couldn't immediately think of anything like what he'd just seen.

"From their point of view," he said, "it should've been (over)."

This was a grinder's comeback. The Chiefs got some breaks — the Chargers went into a sort of prevent offense, and the officials may have missed a push off by Travis Kelce on a key play in overtime — but they did this as a comeback of a thousand cuts rather than a few enormous blows.

There was no blocked punt, no pick-six, no single dynamic play. Just a stubborn refusal to accept the scoreboard, and perhaps the confidence of pulling off a similarly improbable comeback over the 2015 season's final 10 games.

At halftime, Smith — cliched even in rallying cries — talked about needing to go play by play because there is no such thing as a 17-point play. Mitchell Schwartz, the new right tackle, talked of coming back from 28-3 a few years ago with the Browns — the greatest comeback by a road team in league history. Spencer Ware remembered a wild game in high school, back in Cincinnati.

"We know what's in us," Ware said. "We were down. No energy. Not really any big plays, but we just believed in ourselves. In the system. Believed in the coaches."

We can all remember moments, either from a game we played or one we watched, but those are lifetime memories precisely because they are so rare. What are the chances, when the defense is being torn apart from the middle, and the offense can only move sideways?



Asked after the game at what point he believed the Chiefs were going to win, Smith immediately changed the question, and couched it — “not that we were going to win, but I knew we had a shot, twice.” It was that kind of game.

Smith’s long track record aside, maybe these Chiefs were the perfect team to pull this off. What they did last year was remarkable, and must have convinced them on some base level that odds don’t matter. This is also, for the most part, a group that’s been around — and been around *together*. Andy Reid, for all of the fair criticism he takes, is a damn good coach who’s worked and won more games than all but two other head coaches in the league.

This isn’t a group likely to get flustered, is the point.

“Normal human reaction, I think it probably takes the first score to kind of get the ball rolling and really believe it,” Schwartz said. “But if you’re just out there going through the motions, you’re not going to get that first score anyway.”

The comeback came in relentless swings of the ax — a short touchdown to Tyreek Hill on a wide receiver screen, a beautiful back-shoulder pass from Smith to Jeremy Maclin, another pass to Maclin after an awful punt just after the 2-minute warning, and a suddenly stingy defense holding up enough to make it all matter.

NFL life moves fast. Sometimes brutally so. The euphoria of this win will wear off — the coaches will make sure of that — and reality will set in that just as losing the opener would not have doomed the season, winning the opener crowns nothing.

Smith himself winked at that, breaking off an answer to a softball question to point out how poorly the Chiefs played for the first 2 1/2 quarters. In that way, this may be the perfect sort of outcome — a division win, with enough highlights to validate an offseason of hype to the public and enough problems to keep everyone in the building honest.

“This could be huge for this team,” Dawson said. “I mean, it could be *huge*.”

When Smith was done with reporters, he began to walk away from the microphone. Someone noticed some swelling on his throwing elbow. Wins don’t come for free. Smith tried to laugh it off, then walked into the hallway, where friends and family screamed and hugged him before he even had both feet through the door.