



JACKSONVILLE JAGUARS

AT

KANSAS CITY CHIEFS

2016 NFL WEEK 9 GAME RELEASE

SUNDAY, NOV. 6 | 1:00 P.M. EST | ARROWHEAD STADIUM




TABLE OF CONTENTS

- 2..... **Media Information**
- 3..... **Game Notes**
- 5..... **2016 Comparison**
- 6..... **Series History**
- 8..... **Hometown Heroes**
- 9..... **Bradley Notes**
- 10..... **Hackett Notes**
- 11..... **Coaching Notes**
- 12..... **Offensive Notes**
 - 12 Blake Bortles
 - 13-14..... Allen Robinson
 - 14 Allen Hurns
 - 15 Arrelious Benn
 - 15 Julius Thomas
 - 15 Mercedes Lewis
- 16..... **Defensive Notes**
 - 16 Paul Posluszny
 - 16-17..... Telvin Smith
 - 17 Malik Jackson
 - 17 Tashaun Gipson
 - 17 Johnathan Cyprien
 - 18 Yannick Ngakoue
 - 18 Jarrod Wilson
- 19..... **Special Teams**
 - 19 Jason Myers
 - 19 Brad Nortman
 - 19 Rashad Greene Sr.
- 20..... **2016 Draft Class**
- 21..... **Last Time It Happened**
- 23..... **Jaguars 2016 Report**
- 25..... **Chiefs 2016 Report**

Back Portion of Release

- Roster Information
- 2016 Statistics
- Player Bios
- Game Summaries
- Year-by-Year Statistics
- Jaguars Record Book
- League Statistics



JACKSONVILLE JAGUARS

ONE EVERBANK FIELD DRIVE | JACKSONVILLE, FL | 32202



WEEKLY GAME RELEASE

WWW.JAGUARS.COM | (904) 633-6000 | @JAGUARS

FOR IMMEDIATE RELEASE

TUESDAY, NOV. 1, 2016



JACKSONVILLE JAGUARS (2-5) AT KANSAS CITY CHIEFS (5-2)

SUNDAY, NOV. 6, 2016 • 1:00 EST • ARROWHEAD STADIUM (76,416)



Tad Dickman - Sr. Manager, Public Relations • Amanda Holt - Business Public Relations Strategy Manager • Alex Brooks - Public Relations Coordinator
Andy Esworthy - Public Relations Assistant • Gaby Moran - Public Relations Assistant • Dan Edwards - Senior Vice President, Communications

THE OVERVIEW

The Jacksonville Jaguars (2-5) travel to Kansas City to face the Chiefs (5-2) on Sunday, Nov. 6 at 1:00 p.m. EST, at Arrowhead Stadium. The Jaguars have faced the Chiefs 10 times in the regular season, with Jacksonville leading the series, 6-4. In their last meeting, the Chiefs defeated the Jaguars at EverBank Field, 28-2, in Week 1 of the 2013 regular season. The last time the two teams squared off at Arrowhead Stadium was when Kansas City defeated Jacksonville, 42-20, on October 24, 2010.

TELVIN'S TACKLES

LB **Telvin Smith** registered 15 tackles (10 solo) against Tennessee in Week 8. Smith's 15 tackles are most tackles in a game by a Jaguars player this season and tied for the eighth-most tackles in a single game in the NFL this year. Below is a breakdown of Smith's best game performances since entering the league in 2014.

MOST TACKLES IN A SINGLE GAME

Game	Tackles
Dec. 28, 2014 at HOU	16 (11 solo)
Oct. 27, 2016 at TEN	15 (10 solo)
Dec. 18, 2014 vs. TEN	15 (10 solo)
Oct. 11, 2015 at T.B.	14 (13 solo)

NORTMAN TAKES OVER OCTOBER

In the month of October, Jaguars fifth-year punter **Brad Nortman** appeared in four games and punted 21 times for 1,058 yards, registering a 50.4-yard gross punting avg. and a 44.6-yard net punting avg. His 44.6-yard net punting avg. was the highest in the AFC this month, while his 50.4-yard gross punting avg. in October ranked second in the AFC. Nortman is the only punter in the NFL to register a gross punting avg. of 50-plus yards and a net punting avg. of 44-plus yards for the month of October.

On Oct. 2 vs. IND (in London's Wembley Stadium), Nortman registered a 78-yard punt, which is the longest punt in the NFL this season and the second-longest punt in Jaguars history (**Bryan Barker** – 83 yards on Oct. 11, 1999 at NYJ).

BORTLES MAKING HISTORY

In Week 8, QB **Blake Bortles** completed 33 of 54 passes (61.1 comp. pct.) for 337 yards and three TDs for a 97.5 passer rating. Bortles career totals now include 9,240 passing yards, 1,371 pass attempts and 809 pass completions, surpassing former Jaguar **Byron Leftwich** and rank third overall in franchise history in all three categories.

CAREER PASSING YARDS IN JAGUARS HISTORY

Rk	Player	Yards
1.	Mark Brunell	25,698
2.	David Garrard	16,003
3.	Blake Bortles	9,240
4.	Byron Leftwich	9,042

CAREER PASS ATTEMPTS IN JAGUARS HISTORY

Rk	Player	Att.
1.	Mark Brunell	3,616
2.	David Garrard	2,281
3.	Blake Bortles	1,371
4.	Byron Leftwich	1,344

CAREER PASS COMPLETIONS IN JAGUARS HISTORY

Rk	Player	Comp.
1.	Mark Brunell	2,184
2.	David Garrard	1,406
3.	Blake Bortles	809
4.	Byron Leftwich	789

ON THE CALL

TV BROADCAST INFORMATION: This week's game will be broadcast regionally on CBS and locally on WJAX 47. **Spero Dedes** will handle the play-by-play duties with **Solomon Wilcotts** providing analysis.

LOCAL RADIO BROADCAST INFORMATION: WJXL 1010-AM/92.5-FM continues as the team's radio broadcast partner in 2016, along with simulcast partner WGNE 99.9-FM. Jaguars radio broadcasts feature play-by-play announcer **Frank Frangie** joining former Jaguars **Jeff Lageman** and **Tony Boselli** in the booth, with **Rick Ballou** reporting from the sidelines. Jaguars.com reporter **J.P. Shadrick** co-hosts game day studio coverage alongside **Mike Dempsey** for the Jaguars radio network. The Publix tailgate show starts the gameday broadcast three hours prior to kickoff.

MEDIA SCHEDULE

Wednesday, Nov. 2

11:55-12:40 p.m. Locker room open for interviews
12:45 p.m. DC **Todd Wash** available in TV Studio
1:15-1:45 p.m. Practice open to media
3:25 p.m. Head Coach **Gus Bradley** available

WEDNESDAY CONFERENCE CALLS

Chiefs: Coach **Andy Reid** at 1:00 p.m., TE **Travis Kelce** at 1:15 p.m.
Jaguars: **Gus Bradley** at 10:30 a.m., QB **Blake Bortles** at 3:20 p.m.

Thursday, Nov. 3

11:50-12:10 p.m. Practice open to media
1:30 p.m. Head Coach **Gus Bradley** available
1:35-2:20 p.m. Locker room open for interviews

Friday, Nov. 4

10:00-10:20 a.m. Practice open to media
11:05 a.m. Head Coach **Gus Bradley** available
11:10-12:00 p.m. Locker room open for interviews

Saturday, Nov. 5

(no media availability)

Sunday, Nov. 6

1:00 p.m. Kickoff at Kansas City Chiefs

JAGUARS MEDIA

The Jaguars Public Relations department utilizes Jaguars.com/media to keep the media up-to-date with relevant materials. At this site, you will find press releases, weekly game releases, transcripts, updated player biographies, results, game books, as well as the 2016 Jaguars media guide. For a PDF version of the media guide, please visit: <http://prod.static.jaguars.clubs.nfl.com/assets/PDFs/MediaGuide/Jacksonville-Jaguars2016MediaGuide.pdf>

To be added to the Jaguars distribution list, please email **Gaby Moran** (morang@nfl.jaguars.com).

DIVISION STANDINGS

Team	W	L	T	PF	PA	Home	Road	Div	Conf	Streak
Texans	5	3	0	137	167	5-0	0-3	2-0	3-2	1W
Titans	4	4	0	182	183	2-3	2-1	1-2	3-3	1W
Colts	3	5	0	208	230	2-2	1-3	1-2	2-4	1L
Jaguars	2	5	0	139	196	1-3	1-2	1-1	1-4	2L

MEDIA INFORMATION

2016 SCHEDULE (2-5)

Date	Opponent	Time/Result
Sun. Sept. 11	GREEN BAY PACKERS	L, 27-23
Sun. Sept. 18	at San Diego Chargers	L, 38-14
Sun. Sept. 25	BALTIMORE RAVENS	L, 19-17
Sun. Oct. 2	INDIANAPOLIS COLTS	W, 30-27
Sun. Oct. 9	BYE WEEK	
Sun. Oct. 16	at Chicago Bears	W, 17-16
Sun. Oct. 23	OAKLAND RAIDERS	L, 33-16
Thur. Oct. 27	at Tennessee Titans	L, 36-22
Sun. Nov. 6	at Kansas City Chiefs	1:00 p.m. (CBS)
Sun. Nov. 13	HOUSTON TEXANS	1:00 p.m. (CBS)
Sun. Nov. 20	at Detroit Lions	1:00 p.m. (CBS)
Sun. Nov. 27	at Buffalo Bills	1:00 p.m. (CBS)
Sun. Dec. 4	DENVER BRONCOS	1:00 p.m. (CBS)
Sun. Dec. 11	MINNESOTA VIKINGS	1:00 p.m. (FOX)
Sun. Dec. 18	at Houston Texans	1:00 p.m. (CBS)
Sat. Dec. 24	TENNESSEE TITANS	1:00 p.m. (CBS)
Sun. Jan. 1	at Indianapolis Colts	1:00 p.m. (CBS)

All Game Times Eastern • Bold games: HOME

NFL SCHEDULE

Week 9

Thursday, November 4

Atlanta at Tampa Bay 8:25 PM

Sunday, November 6

Pittsburgh at Baltimore 1:00 PM
 Dallas at Cleveland 1:00 PM
Jacksonville at Kansas City 1:00 PM
 New York Jets at Miami 1:00 PM
 Detroit at Minnesota 1:00 PM
 St. Louis at Minnesota 1:00 PM
 Philadelphia at New York Giants 1:00 PM
 Carolina at Los Angeles 4:05 PM
 New Orleans at San Francisco 4:05 PM
 Indianapolis at Green Bay 4:25 PM
 Tennessee at San Diego 4:25 PM
 Denver at Oakland 8:30

Monday, November 7

Buffalo at Seattle 8:30 PM

All Game Times Eastern

Bye Week: Arizona, Chicago, Cincinnati, Houston, New England, Washington

PRONUNCIATION GUIDE

Tyson Alualu	AH-loo AH-loo
Prince Amukamara	ah-MOO-kah-MAR-uh
A.J. Cann	CAN
Johnathan Cyprien	SIP-ree-en
Tashaun Gipson	tuh-SHAWN
Davon House	duh-VON
Abry Jones	A-bree
Yannick Ngakoue	yah-NEEK in-GAH-kway
Jared Odrick	ODD-rick
Patrick Omameh	oh-MAH-meh
Jermey Parnell	Jeremy
Paul Posluszny	puz-LUZ-nee
Hayes Pullard III	puh-LARD
Robert Saleh	SAHL-uh
Dan Skuta	SKOO-tuh
Jarrod Wilson	Jared

RADIO AFFILIATES (17)

WJXL 1010 AM/92.5 FM Jacksonville (flagship)

Station	City	AM/FM	Station	City	AM/FM
WGNE	Jacksonville	99.9 FM	WIXC	Melbourne	1060 AM
WFOY	St. Augustine	102.1 FM	WBAW	Savannah, GA	1400 AM
WRUF	Gainesville	850 AM	WHFX	Brunswick, GA	107.7 FM
WHOG	Daytona Beach	95.7 FM	WIFO	Jesup, GA	105.5 FM
WDBO	Orlando	96.5 FM	WJEM	Valdosta, GA	1150 AM
WJHC	Jasper	107.5 FM	WKBX	Kingsland, GA	106.3 FM
WGLF	Tallahassee	104 FM	WZBX	Statesboro, GA	106.5 FM
WNZF	Palm Coast	1550 AM	WAYX	Waycross, GA	96.3 FM

TV AFFILIATES (12)

WJXT4 Jacksonville (flagship)

Station	City	Station	City
WSAV	Savannah, GA	WTAT	Charleston, S.C.
WJTC	Mobile, AL	WTVM	Columbus, GA
WJHG	Panama City	WNBW	Gainesville
WTVY	Dothan, AL	WIYC	Montgomery, AL
WCTV	Tallahassee	WKMG	Orlando
WSWG	Albany, GA		

2016 WEEKLY BROADCAST LINEUP

DAY	SHOW NAME	SHOW HOSTS	TIME	STATION
Monday	Jaguars Monday presented by Kangaroo	J.P. Shadrick, Tony Boselli, Pete Prisco	6-8 p.m.	1010 XL, 92.5, 99.9
	Jaguars All Access	Sam Kouvaris, Jeff Lageman, Brad Nortman	7-7:30 p.m.	WJXT-TV
Wednesday	Jaguars Live		8-8:30 p.m.	WJXT-TV
Thursday	The Gus Bradley Show	Gus Bradley, Jeff Lageman	6-7 p.m.	1010 XL, 92.5, 99.9
	Jaguars Thursday presented by Kangaroo	J.P. Shadrick, Jeff Lageman, Tony Boselli	7-8 p.m.	1010 XL, 92.5, 99.9
Saturday Game day	Jaguars Weekend		10:30-11 p.m.	WJXT-TV
	Publix Tailgate Show	J.P. Shadrick, Mike Dempsey, others	3 hours before game	1010 XL, 92.5, 99.9
	Countdown to Kickoff	J.P. Shadrick, Mike Dempsey, others	1 hour before game	1010 XL, 92.5, 99.9
	Jaguars Game Day	Frank Frangie, Jeff Lageman, Tony Boselli, Rick Ballou		1010 XL, 92.5, 99.9
	Jaguars Postgame	J.P. Shadrick, Mike Dempsey, Jeff Lageman, Fred Taylor	Postgame	1010 XL, 92.5, 99.9
Scoreboard Show	J.P. Shadrick, Mike Dempsey	1 hour after game ends	1010 XL, 92.5, 99.9	

GAME NOTES

BY THE NUMBERS

9,240

With 337 passing yards against the Titans in Week 8, QB **Blake Bortles** moved into third on the Jaguars all-time passing yards list with 9,240, passing **Byron Leftwich**. Bortles has registered three 300-plus passing yard games this season.

32

After recording his third touchdown of the season against Tennessee in Week 8, TE **Julius Thomas**' 32 receiving TDs are the most by a TE and the fifth-most in the NFL since 2013. Thomas is trailing only NYJ's **Brandon Marshall** (36), PIT's **Antonio Brown** (36), DEN's **Demaryius Thomas** (35) and DAL's **Dez Bryant** (34).

220

Through seven games of his third NFL season, LB **Telvin Smith** has produced 220 career tackles so far, tied for the second-most ever by a Jaguars player in his first three seasons. Fellow teammate **Jonathan Cyprien** had 243 tackles over his first three seasons. Smith has nine more games left in his third season.

38

WR **Allen Hurns** caught seven passes for 98 yards (14.0 rec. avg.) in Week 8 against the Titans. Hurns has now caught a pass in every game in which he's played, extending his streak of 38 consecutive appearances with a reception, the sixth-longest in franchise history.

15

LB **Telvin Smith** had 15 tackles (10 solo) against Tennessee in Week 8. That is the most tackles in a game by a Jaguar so far this season and is tied for eighth-most tackles in a single game in the league.

JAGUARS MILESTONES

S **Tashaun Gipson** needs one INT to register his fourth consecutive season with multiple INTs. Below is a look at other Jaguars milestones on the horizon:

- WR **Allen Hurns** needs one reception on Sunday against Kansas City to extend his consecutive games with a reception streak to 39 games, the longest active streak on the team and the sixth-longest streak in franchise history.
- TE **Marcedes Lewis** (28 career receiving TDs) needs three receiving TDs to surpass **Keenan McCardell** (30) and move into second on the Jaguars' all-time receiving TDs list. WR **Jimmy Smith** holds the career franchise record with 67 receiving TDs.
- DT **Malik Jackson** needs 2.0 sacks to mark his fourth consecutive season with 3.0-plus sacks. Jackson set a career-high in 2013 when he registered 6.0 sacks.

2016 NFL STANDINGS

AFC East

Team	W	L	T	PF	PA	Home	Road	Div	Conf	Streak
Patriots	7	1	0	217	132	3-1	4-0	2-1	6-1	4W
Bills	4	4	0	212	172	2-2	2-2	1-3	1-4	2L
Dolphins	3	4	0	146	159	3-1	0-3	1-1	3-3	2W
Jets	3	5	0	150	208	1-2	2-3	1-0	3-3	2W

AFC North

Team	W	L	T	PF	PA	Home	Road	Div	Conf	Streak
Steelers	4	3	0	170	150	3-1	1-2	1-0	3-2	2L
Bengals	3	4	1	167	189	2-1-1	1-3	1-1	3-3	1T
Ravens	3	4	0	133	139	1-2	2-2	1-0	3-2	4L
Browns	0	8	0	158	238	0-3	0-5	0-2	0-6	8L

AFC South

Team	W	L	T	PF	PA	Home	Road	Div	Conf	Streak
Texans	5	3	0	137	167	5-0	0-3	2-0	3-2	1W
Titans	4	4	0	182	183	2-3	2-1	1-2	3-3	1W
Colts	3	5	0	208	230	2-2	1-3	1-2	2-4	1L
Jaguars	2	5	0	139	196	1-3	1-2	1-1	1-4	2L

AFC West

Team	W	L	T	PF	PA	Home	Road	Div	Conf	Streak
Raiders	6	2	0	215	203	1-2	5-0	1-1	4-1	2W
Broncos	6	2	0	194	136	4-1	2-1	1-1	4-1	2W
Chiefs	5	2	0	166	137	3-0	2-2	2-0	4-2	3W
Chargers	3	5	0	225	212	2-1	1-4	1-3	2-4	1L

NFC East

Team	W	L	T	PF	PA	Home	Road	Div	Conf	Streak
Cowboys	6	1	0	188	130	3-1	3-0	2-1	5-1	6W
Giants	4	3	0	133	141	2-1	2-2	1-1	3-3	2W
Eagles	4	3	0	179	117	3-0	1-3	0-2	2-3	1L
Redskins	4	3	1	186	189	2-2	2-1-1	2-1	2-2	1T

NFC North

Team	W	L	T	PF	PA	Home	Road	Div	Conf	Streak
Vikings	5	2	0	139	104	3-0	2-2	1-1	3-2	2L
Packers	4	3	0	172	156	3-1	1-2	2-1	3-3	1L
Lions	4	4	0	183	190	3-1	1-3	0-2	3-2	1L
Bears	2	6	0	131	179	2-2	0-4	2-1	2-3	1W

NFC South

Team	W	L	T	PF	PA	Home	Road	Div	Conf	Streak
Falcons	5	3	0	262	231	2-2	3-1	2-1	3-2	1W
Buccaneers	3	4	0	152	189	0-3	3-1	2-0	3-2	1L
Saints	3	4	0	201	215	2-2	1-2	1-1	2-2	1W
Panthers	2	5	0	191	196	2-2	0-3	0-3	2-4	1W

NFC West

Team	W	L	T	PF	PA	Home	Road	Div	Conf	Streak
Seahawks	4	2	1	131	109	3-0	1-2-1	1-1-12-2-1		1L
Cardinals	3	4	1	179	140	2-2-1	1-2	1-1-12-2-1		1L
Rams	3	4	0	120	154	1-2	2-2	2-1	3-3	3L
49ers	1	6	0	144	219	1-3	0-3	1-2	1-5	6L

2016 TEAM CAPTAINS

Third-year QB **Blake Bortles**, who set multiple franchise records in 2015, will serve as the team's offensive captain for the second consecutive season. On defense, 10th-year LB **Paul Posluszny**, who has amassed 1,266 tackles in 120 games (all starts), serves as Jacksonville's defensive captain for the third consecutive season. For the special teams unit, LS **Carson Tinker** serves as the captain for the first time in his career. Tinker has played in all 56 games to begin his career.

GAME NOTES



2016 ROSTER FACTS

Oldest Jaguars Player: Mercedes Lewis, 32, 5/19/84

Youngest Jaguars Player: Myles Jack, 21, 9/3/95

Heaviest Jaguars Player: Jermeay Parnell, 323

Lightest Jaguars Player: Peyton Thompson, 189

Tallest Jaguars Player: Brandon Linder, Bryce Harris & Jermeay Parnell, 6-6

Shortest Jaguars Player: Jason Myers & Josh Johnson, 5-10

Coaches who played football professionally: Doug Marrone (assistant head coach-offense & offensive line coach), Ron Middleton (tight ends coach/ assistant special teams coach), Tom Myslinski (strength and conditioning coordinator), Cedric Scott (assistant strength and conditioning coach), DeWayne Walker (defensive backs coach)

Most seasons with the Jaguars: Mercedes Lewis, 11th season

Most NFL Seasons: Mercedes Lewis, 11th season

College with the most Jaguars: Michigan, 4 – QB Chad Henne, RB Denard Robinson, S Jarrod Wilson, OL Patrick Omameh; Florida State, 3 – CB Jalen Ramsey, LB Telvin Smith, WR Rashad Greene Sr.; Penn State, 3 – WR Allen Robinson, Paul Posluszny, DL Jared Odrick

Former 1st round picks: 7 – TE Mercedes Lewis (2006 – Jaguars), DE Tyson Alualu (2010 – Jaguars), DL Jared Odrick (2010 – Dolphins), CB Prince Amukamara (2011 – Giants), QB Blake Bortles (Jaguars - 2014), Dante Fowler Jr. (Jaguars - 2015), CB Jalen Ramsey (2016 – Jaguars)

Players with Super Bowl rings: 4 – CB Prince Amukamara, LB Arthur Brown, DL Malik Jackson, WR Bryan Walters



JAGUARS/CHIEFS REG. SEASON SERIES BREAKDOWN

Series Meetings:	10
Jaguars' Record:	6-4 (Home: 4-2/ Away 2-2)
First Game:	at JAX 24, KC 10 (11/09/97)
Last Game:	at JAX 2, KC 28 (9/08/13)
Current Streak:	2 Losses
Longest JAX Win Streak:	2 (10/07/07 – 11/08/09)
Longest KC Win Streak:	2 (10/24/10 – 9/08/13)
Last JAX Home Win:	(11/08/2009): at JAX 24, KC 21
Last JAX Home Loss:	(9/08/13): KC 28, at JAX 2
Last JAX Road Win:	(10/07/07): at KC 17, JAX 7
Last JAX Road Loss:	(10/24/10) at KC 42, JAX 20
JAX Shutouts:	None
KC Shutouts:	None
Most JAX points:	30, (12/31/06): at KC 35, JAX 30
Most KC points:	42, (10/24/10): at KC 42, JAX 20
Total JAX points:	209
Total KC points:	221
Average JAX points:	20.9
Average KC points:	22.1
Largest JAX Win:	14, (11/09/97): at JAX 24, KC 10
Largest KC Win:	26, (9/08/13): at JAX 2, KC 26
Most Pts., Both Teams:	65, (12/31/06): at KC 35, JAX 30
Fewest Pts., Both Teams:	24, (10/07/07): at KC 7, JAX 17



JAGUARS/CHIEFS 2016 TEAM COMPARISONS

*All based on NFL Rankings

	Jaguars	Chiefs
Record	2-5	5-2
Division Standing	4th (AFC S)	3rd (AFC W)
Turnover Margin	(T26th)	-(25th)
Offense		
Yds Per Game	330.6 (26th)	358.3 (14th)
Yds Per Play	5.25 (23rd)	5.56 (17th)
Points Per Game	19.9 (T23rd)	23.7 (14th)
Possession Average	27:01 (30th)	30:42 (14th)
Rushing Yds Per Game	72.6 (30th)	106.3 (18th)
Passing Yds Per Game	258.0 (15th)	252.0 (17th)
Had Intercepted	9	2
Sacks Allowed/Yards	17/98	17/97
Fumbles/Lost	8/4	7/5
Third Down Pct.	30.3% (32nd)	40.8% (12th)
Red Zone TD Pct.	54.6% (16th)	50.0% (T19th)
Give-Aways		
Defense		
Yds Per Game	349.3 (13th)	357.9 (15th)
Yds Per Play	5.16 (7th)	5.63 (20th)
Points Per Game	28.0 (T26th)	19.6 (8th)
Rushing Yds Per Game	124.7 (19th)	113.0 (27th)
Passing Yds Per Game	224.6 (6th)	244.9 (15th)
Interceptions	3	11
Sacks/Yards	13/77	14/87
Opponents Fumbles/Lost	9/2	12/5
Third Down Pct.	46.7% (30th)	44.6% (28th)
Red Zone TD Pct.	53.6% (16th)	52.2% (12th)
Take-Aways		
Special Teams		
Punt-Average Yds (Gross)	48.8	44.5
Punt-Average Yds (Net)	43.9	40.2
Punt Returns-Avg. Per	6.1	14.9
Punt Returns-Avg. Per Allowed	7.4	4.6
Kickoff Returns-Avg. Per	21.0	22.1
Kickoff Returns-Avg. Per Allowed	21.3	27.1
Field Goals Made/Attempts	11/13	14/17
Penalties		
Penalties Against/Yds	66/629	39/302
Opp. Penalties Against/Yd	51/441	40/302



JAGUARS-TITANS CONNECTIONS

Chiefs/Jaguars Coaching Connections

Chiefs offensive line coach **Andy Heck** served nine years on the Jacksonville Jaguars coaching staff (2004-2012), including the role of offensive line coach (2006-2012) and offensive assistant/ assistant line coach (2004).

Jaguars/Chiefs Coaching Connections

Jaguars offensive coordinator **Nathaniel Hackett's** father, Paul Hackett, was the offensive coordinator on the Kansas City Chiefs coaching staff from 1993-97.

2016 TEAM COMPARISON

JACKSONVILLE JAGUARS

CHIEFS

STATISTIC	JAX	OPP
TOTAL FIRST DOWNS	143	152
Rushing	28	50
Passing	95	80
Penalty	20	22
3rd Down: Made/Att	27/89	50/107
3rd Down Pct.	30.3%	46.7%
4th Down: Made/Att	5/8	3/6
4th Down Pct.	72.5%	50.0%
POSSESSION AVG.	27:01	32:59
TOTAL NET YARDS	2,314	2,445
Avg. Per Game	330.6	349.3
Total Plays	441	474
Avg. Per Play	5.2	5.2
NET YARDS RUSHING	508	873
Avg. Per Game	72.6	124.7
Total Rushes	134	211
NET YARDS PASSING	1,806	1,572
Avg. Per Game	258.0	224.6
Sacked/Yards Lost	17/98	13/77
Gross Yards	1,904	1,649
Attempts/Completions	290/174	250/165
Completion Pct.	60.0%	66.0%
Had Intercepted	9	3
PUNTS/AVERAGE	33/48.8	31/46.4
NET PUNTING AVG.	43.9	42.2
PENALTIES/YARDS	66/629	51/441
FUMBLES/BALL LOST	8/4	8/2
TOUCHDOWNS	15	20
Rushing	3	9
Passing	12	11
Returns	0	0

STATISTIC	K.C.	OPP
TOTAL FIRST DOWNS	142	136
Rushing	36	37
Passing	98	91
Penalty	8	8
3rd Down: Made/Att	40/98	41/92
3rd Down Pct.	40.8%	44.6%
4th Down: Made/Att	4/6	3/7
4th Down Pct.	66.7%	42.9%
POSSESSION AVG.	30:42	29:18
TOTAL NET YARDS	2,508	2,505
Avg. Per Game	358.3	357.9
Total Plays	451	445
Avg. Per Play	5.6	5.6
NET YARDS RUSHING	741	791
Avg. Per Game	106.3	113.0
Total Rushes	178	174
NET YARDS PASSING	1,764	1,714
Avg. Per Game	252.0	244.9
Sacked/Yards Lost	17/97	14/87
Gross Yards	1,861	1,801
Attempts/Completions	256/170	257/164
Completion Pct.	66.4%	63.8%
Had Intercepted	2	11
PUNTS/AVERAGE	33/44.5	31/45.9
NET PUNTING AVG.	40.2	37.1
PENALTIES/YARDS	39/302	40/302
FUMBLES/BALL LOST	7/5	12/5
TOUCHDOWNS	18	17
Rushing	5	3
Passing	10	13
Returns	3	0

2016 OFFENSIVE LEADERS		
Category	Player	Total
Scoring	Jason Myers	47
Pass Completions	Blake Bortles	174
Pass Attempts	Blake Bortles	290
Completion Pct.	Blake Bortles	60.0%
Passing Yards	Blake Bortles	1,904
Passing TDs	Blake Bortles	12
Passing INTs	Blake Bortles	9
Passer Rating	Blake Bortles	80.3
Yards Per Attempt	Blake Bortles	6.6
Rushes	T.J. Yeldon	63
Rushing Yards	T.J. Yeldon	220
Rushing Avg.	T.J. Yeldon	3.5
Rushing TDs	Three players	1
Receptions	Allen Robinson	32
Receiving Yards	Allen Hurns	443
Reception Avg.	Allen Hurns	14.3
Receiving TDs	A. Robinson, J. Thomas	3

2016 OFFENSIVE LEADERS		
Category	Player	Total
Scoring	Carlos Santos	58
Pass Completions	Alex Smith	154
Pass Attempts	Alex Smith	233
Completion Pct.	Alex Smith	1,638
Passing Yards	Alex Smith	66.1%
Passing TDs	Alex Smith	8
Passing INTs	Alex Smith	2
Passer Rating	Alex Smith	94.3
Yards Per Attempt	Alex Smith	7.0
Rushes	Spencer Ware	102
Rushing Yards	Spencer Ware	511
Rushing Avg.	Spencer Ware	5.0
Rushing TDs	Spencer Ware	2
Receptions	Travis Kelce	34
Receiving Yards	Travis Kelce	377
Reception Avg.	Jeremy Maclin	12.5
Receiving TDs	Tyreek Hill	4

SERIES HISTORY



KANSAS CITY CHIEFS 28, JACKSONVILLE JAGUARS 2
Sept. 8, 2013 • EverBank Field • Jacksonville, FL



	1	2	3	4	OT	TOTAL	FG (MADE) & MISSED
JACKSONVILLE JAGUARS	2	0	0	0	-	2	---
KANSAS CITY CHIEFS	14	7	0	7	-	28	---

The Jaguars opened the season by scoring first in their initial game under Gus Bradley, but Kansas City quickly built momentum to claim a 28-2 opening day win. In a game that featured 21 punts, the Jaguars special teams accounted for the first points when J.T. Thomas blocked Dustin Colquitt's first punt through the back of the end zone. The Chiefs scored touchdowns on three of their next five possessions, with the first two set up by a 36-yard punt return to the Jacksonville 24-yard line and a 32-yard interception return to the Jaguars' 21. The Chiefs' longest drive of the day covered 57 yards in eight plays and ended with Jamaal Charles' two-yard scoring run for the a 2102 halftime lead. The Jacksonville offense was forced to punt six times in the first half, at which point the Chiefs held a total yardage advantage of 170 to 49, 11 first downs to three, and a rushing advantage of 92 yards to 29. In all, the Jaguars punted a team-record 11 times in 15 possessions and Kansas City punted 10 times in 14 series. The lone second-half points came on a Tamba Hali interception which he returned 10 yards for a touchdown early in the fourth quarter. Untile their final two possessions the Jaguars failed to move the ball beyond their own 36-yard line. Maurice Jones-Drew, playing in the 100th game of his career, was held to 45 yards on 15 carries with his longest run of the day being 10 yards. The Chiefs sacked Blaine Gabbert six times and allowed him to complete just 16 of 35 passes before he injured his throwing hand on the final series.

Team	Q	Time	Scoring Play	Drive
JAX	1	12:26	Punt blocked by J. Thomas out of bounds in end zone for a Safety	
K.C.	1	9:04	D. Avery 5 yd. pass from A. Smith (Succop kick)	3-24, 1:20
K.C.	1	1:35	J. Hemingway 3 td. pass from A. Smith (Succop kick)	2-21, 0:33
K.C.	2	6:26	J. Charles 2 yd. run (made PAT)	8-57, 4:42
K.C.	4	12:51	T. Hali 10 yd. interception retrun (Succop kick)	

TEAM STATS

	JAX	K.C.
First Downs (Run-Pass-Pen)	24 (12-3-9)	34 (17-7-10)
Total Yards-Plays-Avg.	178-70-2.5	292-62-4.7
Rushing Yards-Attempts-Avg.	71-23-3.1	121-27-4.5
Net Yards Passing (Sacked-Yds)	107 (6-50)	171 (1-2)
Att-Comp-Int	41-29-2	34-21-0
Third Down Conversions (%)	5-19 (26%)	5-15 (33%)
Fourth Down Conversions (%)	0-1 (0%)	0-0 (0%)
Punts-Avg.	11-50.5	10-36.3
Fumbles-Lost	0-0	1-0
Penalties-Yards	5-30	3-20
Time of Possession	28:30	31:30

INDIVIDUAL STATS

JAGUARS							CHIEFS										
	ATT	YDS	AVG	LG	TD		ATT	YDS	AVG	LG	TD						
RUSHING							RUSHING										
M. Jones-Drew	15	45	3.0	10	0	J. Charles	16	77	4.8	18	1						
B. Gabbert	4	16	4.0	7	0	A. Smith	4	25	6.3	13	0						
J. Forsett	1	7	7.0	7	0	K. Davis	4	12	3.0	4	0						
J. Todman	1	2	2.0	2	0	C. Gray	2	8	4.0	9	0						
D. Robinson	2	1	0.5	1	0	C. Daniel	1	-1	-1.0	-1	0						
Total	23	71	3.1	10	0	Total	27	121	4.5	18	1						
PASSING							PASSING										
B. Gabbert	35	16	121	6/50	0	18	2	30.8	A. Smith	34	21	173	1/2	2	26	0	94.4
C. Henne	6	3	36	0/0	0	24	0	68.8	Total	34	21	173	1/2	2	26	0	94.4
Total	41	19	157	6/50	0	24	2	36.3	RECEIVING								
RECEIVING							RECEIVING										
J. Forsett	4	22	5.5	8	0	A. Sherman	4	44	11.0	26	0						
C. Shorts	3	40	13.3	24	0	D. Bowe	4	30	7.5	15	0						
A. Reisner	3	31	10.3	16	0	D. McCluster	3	43	14.3	21	0						
J. Todman	3	20	6.7	15	0	J. Charles	3	23	7.7	15	0						
A. Sanders	3	14	4.7	18	0	D. Avery	2	11	5.5	6	1						
M. Brown	1	14	4.7	18	0	A. Fasano	2	8	4.0	4	0						
W. Ta'ufou'ou	1	11	11.0	11	0	C. Gray	1	6	6.0	6	0						
C. Harbor	1	5	5.0	5	0	K. Davis	1	5	5.0	5	0						
Total	19	157	8.3	24	0	J. Hemingway	1	3	3.0	3	1						
SACKS: 1.0 J. Babin (-2 yds)							INTERCEPTION: 2 (B. Flowers, T. Hali)										
TACKLES (TOP 3): P. Posluszny 10 (10 solo), A. Ball 4 (4 solo), G. Hayes 4 (4 solo)							SACKS: 3.0 J. Houston (-27 yds), 1.5 D. Poe (-9.5 yds), 1.0 T. Jackson (-11 yds), 0.5 E. Berry (-2.5 yds)										
TACKLES (TOP 3): D. Johnson 7 (7 solo), E. Berry 7 (6 solo), D. Poe 6 (5 solo)																	

SERIES HISTORY

JAGUARS ALL-TIME 300+ PASSING GAMES vs. KANSAS CITY

The Jaguars have posted one 300-yard passing game vs. the Chiefs in franchise history. The Jaguars have a 1-0 record in such games.

PLAYER	PERFORMANCE	DATE	RESULT
Mark Brunell.....	320 yards	September 15, 2002, at Kansas City	W, 23-16

JAGUARS ALL-TIME 100+ RUSHING GAMES vs. KANSAS CITY

The Jaguars have posted three 100-yard rushing games vs. the Chiefs in franchise history. The Jaguars have a 2-1 record in such games.

PLAYER	PERFORMANCE	DATE	RESULT
Fred Taylor.....	114 yards	September 15, 2002, at Kansas City	W, 23-16
Stacey Mack	125 yards	December 30, 2001, vs. Kansas City	L, 26-30
James Stewart	103 yards	September 13, 1998, vs. Kansas City.....	W, 21-16

JAGUARS ALL-TIME 100+ RECEIVING GAMES vs. KANSAS CITY

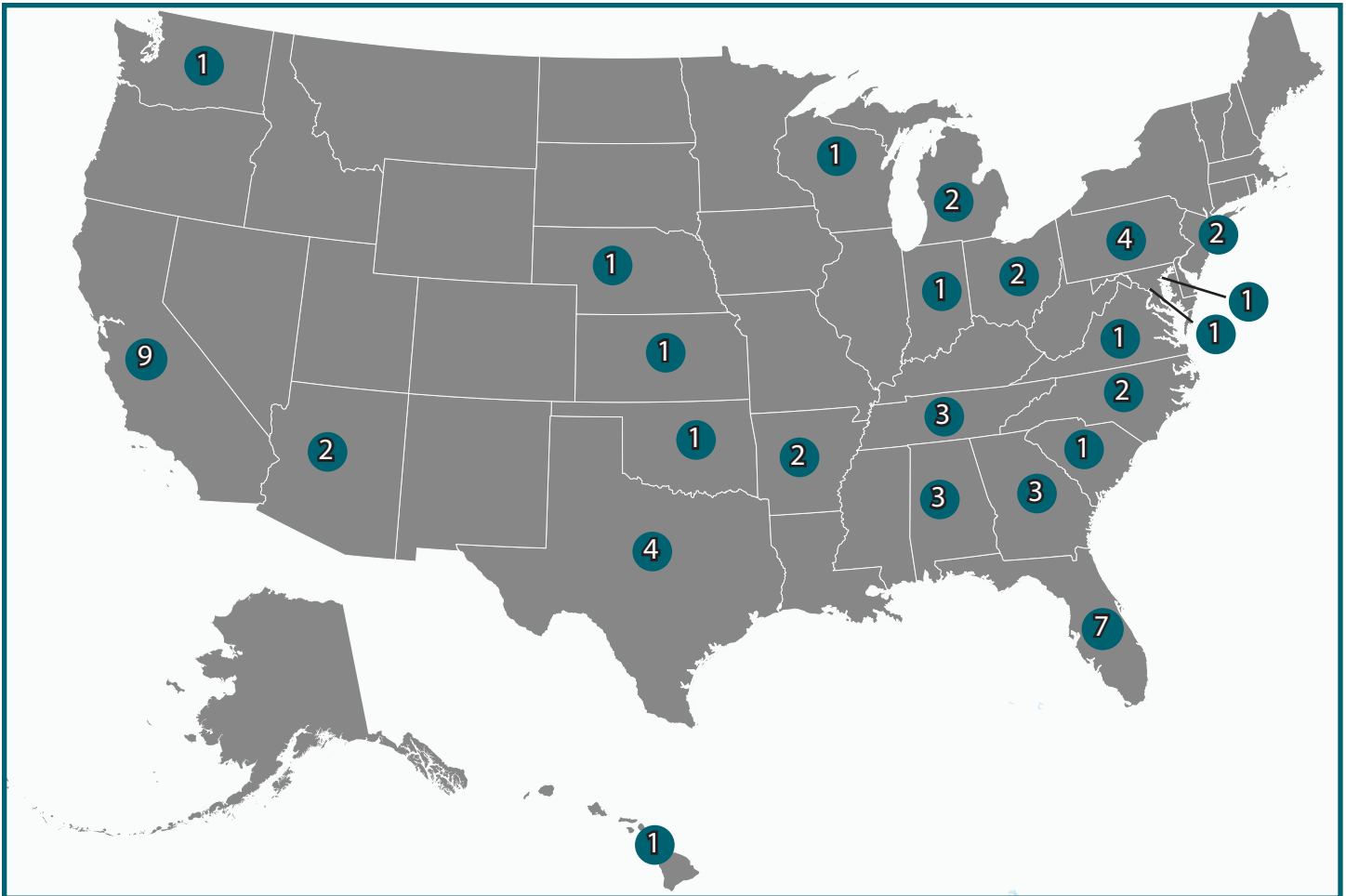
The Jaguars have posted four 100-yard receiving games vs. the Chiefs in franchise history. The Jaguars have a 1-1 record in such games.

PLAYER	PERFORMANCE	DATE	RESULT
Mike Sims-Walker	147 yards	November 8, 2009, vs. Kansas City	W, 24-21
Matt Jones.....	104 yards	December 31, 2006, at Kansas City.....	L, 30-35
Kennan McCardell.....	132 yards	December 30, 2001, vs. Kansas City	L, 26-30
Jimmy Smith	112 yards	November 9, 1997, vs. Kansas City	W, 24-10



HOMETOWN HEROES

The Jaguars players represent 23 states. Below is a breakdown.



ALABAMA (3)

Corey Grant
Sen'Derrick Marks
T.J. Yeldon

ARKANSAS (2)

Brandon Allen
Jermei Parnell

ARIZONA (1)

Myles Jack

CALIFORNIA (9)

Marqise Lee
Peyton Thompson
Davon House
Hayes Pullard III
Julius Thomas
Mercedes Lewis
Malik Jackson
Jason Myers
Bryce Harris

FLORIDA (7)

Blake Bortles
Denard Robinson
Josh Johnson
Johnathan Cyprien
Dante Fowler Jr.
Brandon Linder
Allen Hurns

GEORGIA (3)

Rashad Greene
Abry Jones
Telvin Smith

HAWAII (1)

Tyson Alualu

INDIANA (1)

Sheldon Day

KANSAS (1)

Arthur Brown

MARYLAND (1)

Yannick Ngakoue

MASSACHUSETTS (1)

Prince Amukamara

MICHIGAN (2)

Allen Robinson
Dan Skuta

NEBRASKA (1)

Chris Reed

NEW JERSEY (1)

Neal Sterling

NORTH CAROLINA (2)

Tyler Shatley
Chris Smith

OHIO (2)

Jarrod Wilson
Patrick Omoreh

OKLAHOMA (1)

Aaron Colvin

PENNSYLVANIA (4)

Chad Henne
Paul Posluszny
Jared Odrick
Ben Koyack

SOUTH CAROLINA (1)

A.J. Cann

TENNESSEE (2)

Jalen Ramsey
Carson Tinker

TEXAS (4)

Chris Ivory
Tashaun Gipson
Kelvin Beachum
Roy Miller III

WASHINGTON (1)

Bryan Walters

WASHINGTON D.C. (1)

Arelious Benn

WISCONSIN (1)

Brad Nortman

BRADLEY NOTES

BRADLEY'S BIO



Gus Bradley was named the fifth head coach in Jacksonville Jaguars history on Jan. 17, 2013, and has led the Jaguars to a 14-41 (.255) record in his four seasons at the helm. Bradley improved the offense from 31st in the NFL in 2014 to 18th in 2015, when the team finished 5-11 (0.313). The 24-year coaching veteran (10th NFL season) oversaw the NFL's youngest roster in 2014, (Jacksonville rookies combined for an NFL-leading 82 starts) finishing third in the AFC South at 3-13 (.188).

In 2013, Bradley's debut as head coach, the Jaguars posted a 4-12 (.250) record, also finishing third in the division standings. That season, Jacksonville saw 31 newcomers and rookies combine to make 44 starts, with 20 rookies or first-year players listed on the final 53-man roster. Six of the Jaguars' first eight games were against 2013 playoff teams and the club played seven games overall against postseason contenders, including both Super Bowl XLVIII participants (Denver and Seattle).

BRADLEY'S SPLITS AS HEAD COACH (2013-16 seasons)

Career Record: 14-41 (.255)
at Home: 9-19 (.321)*
on Road: 5-22 (.185)
vs. AFC: 12-29 (.293)
vs. AFC South: 7-13 (.350)
vs. NFC: 2-12 (.143)

* Includes 2-2 at Wembley Stadium

SIGNATURE IMPACT

Following Head Coach **Gus Bradley's** "All About The Ball" philosophy, the Jaguars rank among the NFL's best in several defensive categories since the start of 2013.

JAGUARS TEAM DEFENSIVE RANKINGS (2013-16 seasons)

Category	Total	NFL Rank
Defensive Sack-Fumbles.....	30	1
Def. Fumble Rec. TDs	5	1t
Def. Fumble Recoveries	35	10t
Forced Fumbles	52	13
Opponent Rushing Avg.	3.98	10



JAX COACHING HISTORY

Name (Years)	W-L	W%
Gus Bradley (2013-16)	14-41255
Mike Mularkey (2012)	2-14125
Mel Tucker* (2011)	2-3400
Jack Del Rio (2003-11)	68-71489
Tom Coughlin (1995-2002)	68-60531

* Tucker was interim head coach for last five games in 2011

BRADLEY'S TIMELINE

Team	Position	Years
Jacksonville Jaguars	Head Coach	2013-16
Seattle Seahawks	Defensive Coordinator	2009-12
Tampa Bay Buccaneers	Linebackers Coach	2007-08
Tampa Bay Buccaneers	Defensive Quality Control	2006
North Dakota State	Asst. HC/Defensive Coordinator/LBs	2005
North Dakota State	Asst. Head Coach/Linebackers	2003-04
North Dakota State	Asst. HC/Defensive Coordinator/LBs	2000-02
North Dakota State	Defensive Coordinator/Linebackers	1997-99
North Dakota State	Linebackers Coach	1996
Fort Lewis College	Defensive Coordinator/Linebackers	1992-95
North Dakota State	Graduate Assistant	1990-91

NFL BACKGROUND

WITH THE SEAHAWKS (2009-12): Bradley spent four seasons (2009-12) with the Seattle Seahawks as defensive coordinator and played a vital role in the club advancing to the postseason twice. The Seahawks posted an 11-5 mark in 2012, the third-best in franchise history, and advanced to the divisional round of the playoffs.

- Bradley developed the Seattle defense into one of the NFL's top units during his tenure. The Seahawks ranked sixth in the NFL in total defense (319.2 yards per game) from 2011-12, third in points per game (17.5), fifth in takeaways (62), first in opponents passer rating (73.2) and fifth in interceptions (40).

- Under Bradley's direction in 2012, the Seahawks led the NFL by allowing a franchise-record low 15.3 points per game despite playing with the third-youngest (25 years, 195 days) defensive starting unit in the league. The Seahawks allowed a franchise-low 306.2 yards per game which ranked fourth in the NFL, finishing 10th against the run (103.1) and sixth against the pass (203.1).

- Also in 2012, Seattle ranked in the top 10 in multiple categories. They were second in fewest TDs allowed in the second half (11), third in second half points allowed (119), fourth in opponent yards per rush attempt (3.79), fifth in turnover differential (+8), fifth in most takeaways (31) and seventh in points allowed per game (19.7).

- Bradley's group sent three players to the 2012 Pro Bowl, with S **Earl Thomas** voted as a starter. He was joined in Hawaii by fellow secondary mates, S **Kam Chancellor** and CB **Brandon Browner**. In Bradley's first year as defensive coordinator, the Seahawks posted two shutouts at home, their first time doing so since 1986.

WITH THE BUCCANEERS (2006-08): Bradley spent three years (2006-08) with the Tampa Bay Buccaneers under Defensive Coordinator **Monte Kiffin**, serving the last two as linebackers coach after joining the Bucs in 2006 as their defensive quality control coach. LB **Derrick Brooks** earned Pro Bowl appearances in 2007 and 2008 under Bradley's guidance.

HACKETT NOTES

NATHANIEL HACKETT

OFFENSIVE COORDINATOR



After previously serving as the team's quarterbacks coach, **Nathaniel Hackett** was promoted to offensive coordinator on October 29, 2016.

Hackett, who was originally hired as the team's quarterbacks coach on January 29, 2015, helped QB Blake Bortles make impressive strides during the 2015 season. Bortles set single-season franchise records in passing touchdowns (35), passing yards (4,428), completions (355), and attempts (606). He also broke franchise marks with 72 completions of 20-plus yards and passing TDs in 15 consecutive games (Weeks 1 - 16). Bortles became the youngest of only three NFL players to record 4,000-plus passing yards, 35-plus passing touchdowns and 300-plus rushing yards (310) in a single season, joining Daunte Culpepper (4,717-39-406) in 2004 and Steve Young (4,170-36-454) in 1998. In addition, Hackett helped Bortles join Dan Marino (48) in 1984 and Matthew Stafford (41) in 2011 as the only NFL QBs age 23-or-younger to throw for at least 35 touchdowns in a single season.

Prior to joining the Jaguars, Hackett directed a Bills offense in 2014 that finished with an 86.0 passer rating, the highest for a Bills team since 2002. The Bills tallied 33 plays of 25-plus yards, the sixth-most in the NFL and most for a Bills team since 2000. Bills quarterbacks combined for only 13 interceptions, the third-fewest in franchise history, and rookie wide receiver Sammy Watkins set team rookie records in 100-yard games (4), receiving yards (982) and receptions (65). Quarterback Kyle Orton posted a career-best 64.2 completion percentage, the third-highest in franchise history, and an 87.8 passer rating (second-highest of his career).

In his first year as an NFL offensive coordinator in 2013, Hackett oversaw an offense that featured rookie quarterback E.J. Manuel and the running

NOTABLE STATISTICS

WITH THE BILLS (2013-14): Hackett spent two seasons (2013-14) with the Buffalo Bills as offensive coordinator. Below are a few statistics about the offense under Hackett.

- In 2013, Buffalo's offense ranked second in the NFL with 144.2 rushing yards per game.
- In 2013, the Bills led the NFL with a 95.5 percent red zone scoring mark.
- In 2013, the Bills had three players with 60-plus receptions for the first time in franchise history.
- In 2014, Bills' offense ranked ninth in goal-to-go efficiency, scoring TDs on 69.8 percent of offensive possessions that resulted in goal-to-go situations.
- In 2014, Buffalo threw only 14 INTs, the third-fewest in franchise history.

back duo of Fred Jackson and C.J. Spiller. The Bills ranked second in the NFL and first in the AFC with a 144.2-yard rushing average while ranking second in the AFC with 56 rushes of 10-plus yards. The Bills led the NFL with a 95.5 percent red zone scoring mark. Manuel started 10 games and set franchise rookie records for passing touchdowns (11) and completions (180). Rookie wideout Robert Woods ranked fifth among all rookies with 40 receptions for 587 yards and three touchdowns.

Hackett joined the Bills after three years at Syracuse working under current Jaguars assistant head coach/offensive line coach Doug Marrone. Hackett served as offensive coordinator and quarterbacks/tight ends coach from 2011-12 after spending the 2010 season as quarterbacks/passing game/tight ends coach. Under his direction, the Orange set numerous records in 2012 including total offense (6,188 yards), yards per game (476.0), passing yards (3,757), touchdown passes (26), completions (295) and first downs (328). Syracuse featured a 3,000-yard passer, 1,000-yard rusher and 1,000-yard receiver in 2012 for the first time in school history while eclipsing 500-plus yards of offense in seven games. He tutored All-America quarterback Ryan Nassib, who finished his career with a school-record 9,190 passing yards, 791 completions and 1,312 attempts while ranking second with 70 touchdown passes.

Prior to joining Syracuse, Hackett served four seasons as an offensive quality control coach in the NFL. He spent two seasons each with Buffalo (2008-09) and Tampa Bay (2006-07). He began his coaching career at his alma mater, U.C. Davis, in 2003 where he served as assistant linebackers coach. He worked as an assistant to the offensive and defensive coordinators at Stanford from 2003-04. In December of 2004, he accepted the position of linebackers coach at Western Michigan, but returned to Stanford after he was hired as the specialists coach and recruiting coordinator.

Hackett was a four-year letterman at U.C. Davis, where he played linebacker and served as the team's long snapper from 1999-2002. The Aggies reached the playoffs in each of his four seasons, finishing with a combined 41-9 record. He won the George Belenik Award in 1998 as the team's Most Outstanding Redshirt and the "Aggie Pride" Award in 2002 as a senior. Hackett, the son of former NCAA and NFL coach Paul Hackett, was born on December 19, 1979 in Fullerton, California. He is married to the former Megan Baumgartner and they have two sons, Harrison and London, and two daughters, Briar and Everly.

HACKETT'S COACHING BACKGROUND

Name	Year
Jacksonville Jaguars	2015-16
Syracuse	2010-12
Buffalo Bills	2008-09, 2013-14
Tampa Bay Buccaneers	2006-07
Stanford	2003-05
Cal-Davis	2003

COACHING NOTES

JAGUARS COACHING STAFF

Position	Name	Yrs w/JAX	NFL Exp.	Previous Position (Team, Years)
Head Coach	Gus Bradley	4	10 years	Defensive Coordinator (Seahawks, 2009-12)
Assistant to Head Coach	Tyler Wolf	4	4 years	Special Teams Coordinator (Tenn. Tech, 2011-12)
OFFENSE:				
Offensive Coordinator	Nathaniel Hackett	2	8 years	Quarterbacks Coach (Jaguars, 2015-16)
Asst. Head Coach-Offense/Offensive Line Coach	Doug Marrone	2	11 years	Head Coach (Bills, 2013-14)
Wide Receivers Coach	Jerry Sullivan	5	23 years	Wide Receivers Coach (49ers, 2005-10)
Assistant Wide Receivers Coach	Tony Sorrentino	4	4 years	Offensive Quality Control (Jaguars, 213-15)
Running Backs Coach	Kelly Skipper	2	10 years	Running Backs Coach (Raiders, 2009-14)
Tight Ends/Assistant Special Teams Coach	Ron Middleton	4	7 years	Special Teams Coordinator (Duke, 2008-12)
Offensive Coaches Associate	Chris O'Hara	3	3 years	Defensive Assistant (Miami, 2011-13)
Assistant Offensive Line Coach	John Benton	1	13 years	Offensive Line Coach (Miami, 2014-15)
Offensive Quality Control Coach	John Donovan	1	1 year	Offensive Coordinator/TEs (Penn State, 2014-15)
DEFENSE:				
Defensive Coordinator	Todd Wash	4	10 years	Def. Line/Run Game Coordinator (Jaguars, 2013-15)
Linebackers Coach	Robert Saleh	3	12 years	Defensive Quality Control Coach (Seattle, 2011-13)
Defensive Backs Coach	DeWayne Walker	4	11 years	Head Coach (New Mexico St., 2009-12)
Assistant Linebackers Coach	Scottie Hazelton	3	3 years	Defensive Coordinator (Nevada, 2013)
Defensive Assistant	Mike Rutenberg	4	7 years	Defensive Backs Coach (UNM, 2009-12)
Defensive Quality Control Coach	Dan Shamash	3	9 years	Quality Control to Head Coach (Tampa Bay, 2013)
Assistant Defensive Line Coach	Aaron Whitecotton	4	4 years	Assistant to the Defense (Jaguars, 2013-15)
Assistant Defensive Backs Coach	Daniel Bullocks	1	1 year	Assistant Coach/Cornerbacks (East. Michigan, 2015)
Defensive Assistant	Monte Kiffin	1	28 years	Asst. Head Coach/Defense (Dallas, 2014)
SPECIAL TEAMS:				
Special Teams Coordinator	Mike Mallory	4	9 years	Assistant Special Teams Coach (Saints, 2008-12)
Assistant Special Teams Coach	Matthew Smiley	4	4 years	Special Teams Coordinator (Charleston Southern, 2012)
STRENGTH AND CONDITIONING:				
Strength and Conditioning Coordinator	Tom Myslinski	5	9 years	Strength and Conditioning Coach (UNC, 2011)
Assistant Strength and Conditioning Coach	Cedric Scott	5	5 years	Strength Assistant (UNC, 2012)
Strength and Conditioning Associate	Alex Hampton	4	4 years	Assistant Director of Sport Science (FSU, 2012)
Strength and Conditioning Associate	Jess Langvardt	4	4 years	Assistant Strength Coach (Tulane, 2012)

COMBINED EXPERIENCE

• The Jaguars coaching staff (26 coaches) has 475 years of coaching experience at the NFL (214) and collegiate (261) levels.

JAGUARS COMBINED COACHING EXPERIENCE (NFL & COLLEGE)

Coach	Position	NFL	College	Total
Gus Bradley	Head Coach	10	16	26
Nathaniel Hackett	Offensive Coordinator	8	6	14
Todd Wash	Defensive Coordinator	10	11	21
Mike Mallory	Special Teams Coordinator	9	22	31
John Benton	Assistant Offensive Line	13	17	30
Daniel Bullocks	Assistant Defensive Backs	1	4	5
John Donovan	Offensive Quality Control Coach	1	19	20
Scottie Hazelton	Assistant Linebackers	3	18	21
Monte Kiffin	Defensive Assistant	28	21	49
Doug Marrone	Asst. Head Coach-Off./OL	11	9	21
Ron Middleton	TEs/Asst. Special Teams	7	13	20
Chris O'Hara	Offensive Associate	3	5	8
Mike Rutenberg	Defensive Assistant	7	7	14
Robert Saleh	Linebackers	12	4	16
Dan Shamash	Defensive Quality Control	9	1	10
Kelly Skipper	Running Backs	10	18	28
Matt Smiley	Assistant Special Teams	4	8	12
Tony Sorrentino	Off. Asst./Quality Control	4	6	10
Jerry Sullivan	Wide Receivers	23	21	44
DeWayne Walker	Defensive Backs	11	18	29
Aaron Whitecotton	Assistant Defensive Line	4	1	5
Tyler Wolf	Assistant to Head Coach	4	2	6
Tom Myslinski	Strength & Conditioning	9	4	13
Cedric Scott	Strength & Conditioning	5	4	9
Alex Hampton	Strength & Conditioning	4	1	5
Jess Langvardt	Strength & Conditioning	4	4	8

JAGUARS IN LONDON

• On Aug. 21, 2012, the Jaguars made history by becoming the first NFL team to commit to playing four home games at London's historic Wembley Stadium. Jaguars Owner **Shad Khan**, along with NFL Commissioner **Roger Goodell**, declared that the Jaguars would play one game each season in the United Kingdom from 2013-16. The deal has been extended through 2020.

• The Jaguars defeated AFC South rival Indianapolis, 30-27, in a Week 4 matchup at Wembley Stadium, which was the team's first divisional matchup being played in the UK.

• Last season, Jacksonville defeated Buffalo, 34-31, in Week 7 at Wembley Stadium in London, marking the club's first-ever victory on foreign soil. Yahoo! Inc. served as the NFL's exclusive partner to deliver the first-ever live stream of an NFL game to a global audience across mobile devices for free.

JAGUARS ALL-TIME RECORD IN LONDON (2013-16 seasons)

Date	Week	Opponent	Result	Attendance
10/2/16	4	Indianapolis Colts	W, 30-27	83,764
10/25/15	7	Buffalo Bills	W, 34-31	84,021
11/9/14	10	Dallas Cowboys	L, 17-31	83,603
10/27/13	8	San Francisco 49ers	L, 10-42	83,559

"Our four-year London initiative has been every bit as rewarding as we anticipated, certainly due in large part to the league's commitment to the UK and the world class experience that Wembley Stadium has provided the Jaguars, our fans and our partners," says Jaguars owner **Shad Khan**. "Our interest in extending our agreement to play a home game each season in London is nothing new."

OFFENSIVE NOTES



BLAKE THE BUILDER

In 2015, **Blake Bortles'** 35 passing TDs were the most in single-season in franchise history. Bortles, who was 23 last season, became the youngest QB in NFL history to record at least 4,000 passing yards, 35 passing TDs and 300 rushing yards in a single season.

For the first time in NFL history, five quarterbacks recorded at least 35 passing TDs in a single season in 2015. Bortles was one along with NE's **Tom Brady**, CAR's **Cam Newton**, NYG's **Eli Manning** and ARI's **Carson Palmer**.

BLAKE BORTLES CAREER STATISTICS

	G/GS	ATT	CMP	YDS	SK/YD	TD	LG	IN	RT
2014	14/13	475	280	2,908	55/345	11	63t	17	69.5
2015	16/16	606	355	4,428	51/320	35	90t	18	88.2
2016	7/7	290	174	1,904	17/98	12	51t	9	80.3
Career	37/36	1,371	809	9,240	123/763	58	90t	44	80.1

Single-Season Franchise Record



LETTING IT FLY

QB **Blake Bortles** has thrown for multiple TDs 15 times dating back to 2015, including three times in 2016, the second-most in the NFL among active QBs. Bortles' 11 multi-TD games in 2015 were the most such games in Jaguars single-season history.

MOST GAMES WITH MULTIPLE PASSING TOUCHDOWNS BY ACTIVE QBs, NFL, 2015-PRESENT

Rk.	Player (Team)	Gms	TDs
1.	Tom Brady (N.E.)	17	46
2.	Blake Bortles (Jax.)	15	40
	Derek Carr (Oak.)	15	42
	Matthew Stafford (Det.)	15	42
	Aaron Rodgers (G.B.)	15	41
5.	Drew Brees (N.O.)	14	40
	Carson Palmer (Ari.)	14	39
	Philip Rivers (S.D.)	14	38



THE RUNNING MAN

Since 2014, QB **Blake Bortles** has a 6.47 rushing avg., the highest among all QBs in the NFL with a minimum of 100 attempts. So far this season, Bortles has 123 yards on 27 carries (5.37 rushing avg.), including one TD.

MOST YARDS PER CARRY BY A QUARTERBACK, NFL, 2014-PRESENT (minimum 100 attempts)

Rk.	Player	Att.	Rushing Avg.
1.	Blake Bortles	135	6.47
2.	Colin Kaepernick	166	6.30
3.	Aaron Rodgers	129	5.96
4.	Russell Wilson	246	5.88
5.	Tyrod Taylor	154	5.74



RECORD BREAKER

Blake Bortles' 4,428 passing yards in 2015 were the most in a single season in Jaguars history. In 2015, Bortles threw for 250 yards in a franchise-record-tying five straight games (**Mark Brunell** from Nov. 16-Dec. 14, 1997), including three 300-plus-yard performances (368 in Week 16 at NO; 322 in Week 13 at TEN; 329 in Week 12 vs. SD).

MOST PASSING YARDS IN A SEASON WITH JAGUARS

Rk.	Player (Year)	Yds
1.	Blake Bortles (2015)	4,428
2.	Mark Brunell (1996)	4,367
3.	Mark Brunell (2000)	3,640
4.	David Garrard (2008).....	3,620



KEEP CALM AND COMPLETE ON

Blake Bortles has registered 20 completions of 20-plus yards this season, which is tied for eighth in the AFC with CIN's **Andy Dalton** (31) and IND's **Andrew Luck** (31) leading the conference.

MOST 20+ YARD PASS COMPLETIONS, AFC, 2016

Rk.	Player (Team)	20+ Yds
1.	Andy Dalton (Cin.).....	33
	Andrew Luck (Ind.)	33
3.	Philip Rivers (S.D.)	31
4.	Derek Carr (Oak.)	30
5.	Ryan Tannehill (Mia.)	26
	Marcus Mariota (Ten.).....	26
7.	Blake Bortles (Jax.)	24
8.	Ryan Fitzpatrick (NYJ).....	23
9.	Ben Roethlisberger (Pit.)	21
10.	Brock Osweiler (Hou.).....	18



BORTLES 300

Third-year QB **Blake Bortles** engineered six 300-plus-yard passing games in 2015 to tie with **Mark Brunell** for the Jaguars' single-season record. Overall, Bortles has produced 10 300-yard performances in his 37-game NFL career, the second-most ever by a Jaguars QB (Mark Brunell, 1995-2003 - 22 games). Through seven games of the 2016 season, Bortles has already notched three 300-yard performances (320 vs. G.B.; 329 at S.D.; 337 at TEN), tied for third-most.

MOST 300-YARD PASSING GAMES IN A SEASON WITH JAGUARS

Rk.	Player (Year)	Games
1.	Blake Bortles (2015)	6
	Mark Brunell (1996)	6
3.	Blake Bortles (2016)	3
	Mark Brunell (2000, '99, '97) ...	3
5.	six other occurrences	2



THRICE AS NICE

QB **Blake Bortles** surpassed former Jaguars **Byron Leftwich** and ranks third in Jaguars history in career pass attempts (1,371), career pass completions (809) and career passing yards (9,240).

CAREER PASSING YARDS IN JAGUARS HISTORY

Rk	Player	Yards
1.	Mark Brunell	25,698
2.	David Garrard	16,003
3.	Blake Bortles	9,240
4.	Byron Leftwich	9,042

CAREER PASS ATTEMPTS IN JAGUARS HISTORY

Rk	Player	Att.
1.	Mark Brunell	3,616
2.	David Garrard	2,281
3.	Blake Bortles	1,371
4.	Byron Leftwich	1,344

CAREER PASS COMPLETIONS IN JAGUARS HISTORY

Rk	Player	Comp.
1.	Mark Brunell	2,184
2.	David Garrard	1,406
3.	Blake Bortles	809
4.	Byron Leftwich	789

OFFENSIVE NOTES

RISING RECEIVER

Third-year WR **Allen Robinson** tied SEA's **Doug Baldwin** and NYJ's **Brandon Marshall** for the NFL's most receiving TDs (franchise-record 14) in 2015, while also setting Jaguars single-season records in receiving average (17.5, min. 60 receptions) and 20-plus-yard receptions (31). The 23-year-old's 1,400 receiving yards were the second-most in single-season franchise history, trailing only **Jimmy Smith** (1,636) in 1999.

ONE, TWO TOUCHDOWN

WR **Allen Robinson** has caught multiple TDs four times in a single game in his career, tied for the third-most in the NFL among all players since 2015. In Week 3 vs. Baltimore, Robinson caught a three-yard TD pass and a one-yard TD pass from QB **Blake Bortles** for his first multiple TD game of the season.

MULTIPLE RECEIVING TOUCHDOWNS IN A SINGLE GAME, NFL, 2015-PRESENT

Rk.	Player	Games	TDs
1.	Antonio Brown (Pit.)	5	10
	Jordan Reed (Was.)	5	10
3.	Allen Robinson (Jax.)	4	9
	Doug Baldwin (Sea.)	4	10
	Ted Ginn (Car.)	4	8
	Tyler Eifert (Cin.)	4	9
	Larry Fitzgerald (Ari.)	4	9

RED HOT ROBINSON

In 2015, WR **Allen Robinson** tied for the most red zone TD receptions (12) since N.E.'s **Randy Moss** (14) in 2007. Impressively, Robinson is one of only five NFL players to post at least 12 red zone receiving TDs in a single season since at least 2001.

On Dec. 6, 2015, Robinson tied **Jimmy Smith** (Sept. 10, 2000) for the most receiving TDs (three) ever recorded by a Jaguars player in a single game.

MOST SINGLE-SEASON RED ZONE RECEIVING TDs (NFL players since at least 2001)

Rk.	Player (Team)	Year	RZ TDs
1.	Randy Moss (N.E.)	2007	14
2.	Allen Robinson (Jax.)	2015	12
	Rob Gronkowski (N.E.)	2011	12
	Muhsin Muhammad (Car.)	2004	12
	Antonio Gates (S.D.)	2004	12
6.	Tyler Eifert (Cin.)	2015	11
	Jimmy Graham (N.O.)	2013	11
	Eric Decker (Den.)	2012	11
	James Jones (G.B.)	2012	11
	Visanthe Shiancoe (Min.)	2009	11

ONE AND DONE

In Week 6 against Chicago, the Jaguars scored a TD with 2:49 left in the fourth quarter to win, 17-16. That marked the ninth time the Jaguars have had a one-point victory.

JAGUARS ALL-TIME ONE-POINT VICTORIES

Date	Opponent	Result
Oct. 16, 2016	Chicago	17-16
Nov. 30, 2014	New York Giants	25-24
Oct. 28, 2007	Tampa Bay	24-23
Dec. 18, 2005	San Francisco	15-14
Sept. 19, 2004	Denver	7-6
Dec. 21, 2003	New Orleans	20-19
Sept. 9, 1998	Chicago	24-23
Aug. 31, 1997	Baltimore	28-27
Oct. 1, 1995	Houston	17-16

PRO BOWL PASS CATCHER

On Jan. 7, 2016, WR **Allen Robinson** was named to the Pro Bowl for the first time in his NFL career, replacing Lions injured WR **Calvin Johnson**. At 22 years old, Robinson was the youngest Jaguars player ever to be named to the Pro Bowl.

Robinson, who joins **Keenan McCardell** and **Jimmy Smith** as the only Pro Bowl WRs in franchise history, is the first Jaguars WR to be named to the NFL's all-star game since Smith in 2001. He is also the club's first offensive representative at the Pro Bowl since RB **Maurice Jones-Drew** in 2011.

JAGUARS ALL-TIME PRO BOWL SELECTIONS

Season	Pos.	Player	w/ Jax.
2015	WR	Allen Robinson	1st
2013	LB	Paul Posluszny	1st
2011	RB	Maurice Jones-Drew	3rd
	ST	Montell Owens	2nd
2010	RB	Maurice Jones-Drew*	2nd
	TE	Mercedes Lewis	1st
	ST	Montell Owens	1st
2009	QB	David Garrard	1st
	RB	Maurice Jones-Drew	1st
2007	RB	Fred Taylor	1st
2006	CB	Rashean Mathis*	1st
	DT	John Henderson	2nd
2005	DT	Marcus Stroud	3rd
2004	DT	Marcus Stroud	2nd
	DT	John Henderson	1st
2003	DT	Marcus Stroud	1st
2002	P	Chris Hanson	1st
2001	WR	Jimmy Smith*	5th
	DT	Gary Walker	1st
2000	OT	Tony Boselli*	5th
	WR	Jimmy Smith	4th
1999	OT	Tony Boselli*	4th
	WR	Jimmy Smith	3rd
	DE	Tony Brackens	1st
	LB	Kevin Hardy	1st
	S	Carnell Lake	1st
	QB	Mark Brunell	3rd
	OT	Leon Searcy	1st
1998	OT	Tony Boselli	3rd
	WR	Jimmy Smith	2nd
1997	OT	Tony Boselli	2nd
	P	Bryan Barker	1st
	PK	Mike Hollis	1st
	QB	Mark Brunell^	2nd
1996	WR	Jimmy Smith	1st
	OT	Tony Boselli	1st
	QB	Mark Brunell	1st
	WR	Keenan McCardell	1st

* Did not play due to injury
Bold: Pro Bowl starter • ^ Pro Bowl MVP

17 TOUCHDOWNS AND COUNTING

Since the start of 2015, WR **Allen Robinson** has recorded 17 receiving TDs, the most in the NFL. Robinson's franchise-record 14 receiving TDs in 2015 tied SEA's **Doug Baldwin** and NYJ's **Brandon Marshall** for the most in the NFL.

MOST RECEIVING TOUCHDOWNS, NFL, 2015-PRESENT

Rk.	Player (Team)	TDs
1.	Allen Robinson (Jax.)	17
2.	Doug Baldwin (Sea.)	16
	Brandon Marshall (NYJ)	16
	Odell Beckham Jr. (NYG)	16
5.	Antonio Brown (Pit.)	15
	Michael Crabtree (Oak.)	15
7.	Eric Decker (NYJ)	14
	DeAndre Hopkins (Hou.)	14
	Larry Fitzgerald (Ari.)	14
	Tyler Eifert (Cin.)	14
	Jordan Reed (Was.)	14
	Brandin Cooks (N.O.)	14

OFFENSIVE NOTES

SCRIMMAGE YARD STRONG

Since 2014, WR **Allen Robinson** has gained 2,244 scrimmage yards as a Jaguar. He is currently ranked 10th on the Jaguars all-time list for scrimmage yards and needs 95 yards to surpass **Cecil Shorts III** (2,339) to move to ninth place.

FEELIN' THE HURNS

Third-year WR **Allen Hurns** ranked second among Jaguars players in receptions (64), receiving yards (1,031), receiving average (16.1) and receiving TDs (10) in 2015. Hurns, 24, became the youngest undrafted player in NFL history to record 1,000-plus receiving yards and 10-plus receiving TDs in a single season. His 10 receiving TDs were tied for the second-most in single-season franchise history (**Allen Robinson** - 14 in 2015).

ABOVE AVERAGE

WR **Allen Robinson** has posted a 15.8 receiving average since 2015, the NFL's third-highest mark among players with at least 75 receptions. Just a spot behind Robinson is Jaguars teammate, **Allen Hurns**, with a 15.5 receiving average.

MOST YARDS PER RECEPTION, NFL, 2015-PRESENT (min. 75 receptions)

Rk.	Player (Team)	Avg.	Rec.	Yds
1.	Rob Gronkowski (N.E.)	17.7	94	1,660
2.	T.Y. Hilton (Ind.)	15.9	115	1,833
3.	Allen Robinson (Jax.)	15.8	112	1,766
4.	Allen Hurns (Jax.)	15.5	95	1,474
5.	Alshon Jeffrey (Chi.)	15.4	86	1,327

DYNAMIC DUO

Since Week 1 of the 2015 season, WRs **Allen Robinson** and **Allen Hurns** have become one of the top receiving duos in the NFL. The two currently rank second with 29 combined TDs among receiving duos.

MOST COMBINED RECEIVING TDs, NFL, WEEK 1 2015 to PRESENT

Rank	Players	Team	Yards	TDs
1.	Brandon Marshall, Eric Decker	NYJ	3,263	30
2.	Allen Robinson, Allen Hurns	JAX	3,240	29
3.	Michael Crabtree, Seth Roberts	OAK	2,216	24
4.	Larry Fitzgerald, Michael Floyd	ARI	2,875	23
5.	Rob Gronkowski, Julian Edelman Doug Baldwin, Tyler Lockett	N.E. SEA	2,710 2,411	22 22

DOUBLE A'S

WRs **Allen Hurns** (14.7) and **Allen Robinson** (14.5) rank first and second, respectively, in Jaguars history in receiving average (min. 100 receptions).

MOST YARDS PER RECEPTION IN JAGUARS HISTORY (min. 100 receptions)

Rk.	Player (Year)	Avg.	Rec.	Yds.
1.	Allen Hurns (2014-16)	14.7	146	2,151
2.	Allen Robinson (2014-16)	14.5	160	2,314
3.	Jimmy Smith (1995-2005)	14.3	862	12,287
4.	Ernest Wilford (2004-10)	13.9	153	2,120
5.	Mike Sims-Walker (2008-11)	13.5	107	1,442

BEST RECEPTION IN DUVAL

Since Week 1 of 2014, WR **Allen Hurns** has caught a reception in 38 consecutive games, the longest streak by a Jaguars player since TE **Marcedes Lewis** (32 games) from 9/12/10-9/9/12. Hurns's 38 games are third-most consecutive games with a reception in the NFL since Week 1 of 2014.

THE UNDRAFTED

WRs **Allen Hurns** is in his third season in the NFL as an undrafted player. Below are where he ranks among undrafted WRs through the first three seasons in receiving yards (10th), touchdowns (eighth) and receptions (eighth).

YARDS IN FIRST THREE SEASONS

Rk	Player (Years)	Yards
9.	Alfred Jenkins (1975-77)	2,154
10.	Allen Hurns (2014-16)*	2,053
11.	Davone Bess (2008-10)	2,132

TDs IN FIRST THREE SEASONS

Rk	Player (Years)	TDs
6.	V. Cruz, O. Gadsden	19
8.	Allen Hurns (2014-16)*	18
9.	L. Taylor, A. Jenkins	16

RECEPTIONS IN FIRST THREE SEASONS

Rk	Player (Years)	Recs
7.	Oronde Gadsden (1998-2000)	152
8.	Allen Hurns (2014-16)*	146
9.	Bill Groman (1960-62)	143

LUCKY NUMBER SEVEN

Since 2010, only five NFL players have caught a TD pass in at least seven consecutive games: **Allen Hurns** (seven) in 2015, N.E./DEN's **Wes Welker** (eight) from 2012-13, DAL's **Dez Bryant** (seven) in 2012, CIN's **A.J. Green** (nine) in 2012 and K.C.'s **Dwayne Bowe** (seven) in 2010. Hurns' seven-game streak with a receiving TD was the longest since N.E./DEN's **Wes Welker** (eight games) from Dec. 23, 2012-Oct. 13, 2013.

MOST CONSECUTIVE GAMES WITH A RECEIVING TD, 2010-PRESENT

Rk.	Player	Streak	Games
1.	A.J. Green (Cin.)	Sept. 16-Nov. 18, 2012	9
2.	Wes Welker (N.E./Den.)	Dec. 23, 2012-Oct. 13, 2013	8
3.	Allen Hurns (Jax.)	Sept. 27-Nov. 15, 2015	7
	Dez Bryant (Dal.)	Nov. 11-Dec. 23, 2012	7
	Dwayne Bowe (K.C.)	Oct. 17-Nov. 28, 2010	7

FINAL FIVE

Only five undrafted players since the 1970 NFL merger have registered at least 1,000 receiving yards, 10 receiving TDs and a 16.0 receiving average in a single season: **Allen Hurns** (1,031-10-16.1) in 2015, DAL's **Miles Austin** (1,320-11-16.3) in 2009, DEN's **Rod Smith** (1,180-12-16.9) in 1997, ATL's **Alfred Jenkins** (1,358-13-19.4) in 1981 and DEN's **Steve Watson** (1,244-13-20.7) in 1981. Hurns is the first undrafted player age 24-or-younger to accomplish the feat since Watson (24) with DEN in 1981.

1,000+ RECEIVING YARDS, 10+ RECEIVING TDs, 16.0+ YARDS PER RECEPTION BY UNDRAFTED PLAYERS, 1970-PRESENT

Name (Team)	Year	Age	Rec. Yds	Rec. TDs	Yds/Rec.
Allen Hurns (Jax.)	2015	24	1,031	10	16.1
Miles Austin (Dal.)	2009	25	1,320	11	16.3
Rod Smith (Den.)	1997	27	1,180	12	16.9
Alfred Jenkins (Atl.)	1981	29	1,358	13	19.4
Steve Watson (Den.)	1981	24	1,244	13	20.7

OFFENSIVE NOTES



LEADER OF THE PACK

Dating back to 2013, TE **Julius Thomas**' 32 receiving TDs are the most by a TE and the fifth-most in the NFL over that span, trailing only NYJ's **Brandon Marshall** (36), PIT's **Antonio Brown** (36), DEN's **Demaryius Thomas** (35) and DAL's **Dez Bryant** (34).

MOST RECEIVING TOUCHDOWNS BY A TIGHT END, 2013-PRESENT

Rk.	Player (Team)	TDs
1.	Julius Thomas (Jax.)	32
2.	Rob Gronkowski (N.E.)	30
3.	Jimmy Graham (Sea.).....	29
4.	Antonio Gates (S.D.).....	24
5.	Greg Olsen (Car.).....	21



FRANCHISE 4000

In Week 17 last season, TE **Mercedes Lewis** caught one pass for 45 yards, his longest reception of the 2015 season. On that catch, Lewis eclipsed the 4,000-yard mark for his NFL career. Lewis (4,146) joined **Jimmy Smith** (12,287 from 1995-2005) and **Keenan McCardell** (6,393 from 1996-2001) as the only players in Jaguars history to record at least 4,000 career receiving yards.

MOST RECEIVING YARDS in JAGUARS HISTORY

Rk.	Player (Years)	Yds
1.	Jimmy Smith (1995-2005)	12,287
2.	Keenan McCardell (1996-2001)	6,393
3.	Mercedes Lewis (2006-16)	4,146
4.	Maurice Jones-Drew (2006-13)	2,873
5.	Kyle Brady (1996-2006)	2,500



LUXURY MERCEDES

TE **Mercedes Lewis** has produced 28 career receiving TDs, the third-most in Jaguars history. Lewis has also tallied the third-most career receptions (344) in franchise history. Lewis notched his first touchdown of the 2016 in Week 2 against the Chargers.

MOST RECEIVING TDs in JAGUARS HISTORY

Rk.	Player (Years)	TDs
1.	Jimmy Smith (1995-2005)	67
2.	Keenan McCardell (1996-2001) ..	30
3.	Mercedes Lewis (2006-16)	28

MOST RECEPTIONS in JAGUARS HISTORY

Rk.	Player (Years)	Rec.
1.	Jimmy Smith (1995-2005).....	862
2.	Keenan McCardell (1996-2001)..	499
3.	Mercedes Lewis (2006-16)	344
4.	Maurice Jones-Drew (2006-13)..	335



LEWIS PLAYS 150

In Week 7 against the Raiders, TE **Mercedes Lewis** played in his 150th career game as a Jaguar. Lewis (151) has appeared in the fourth-most games in Jaguars history, trailing **Brad Meester** (209), **Jimmy Smith** (171) and **Josh Scobee** (168).

GAMES PLAYED AS A JAGUAR

Rk.	Player (Years)	Games
1.	Brad Meester (2000-13)	209
2.	Jimmy Smith (1995-2005).....	171
3.	Josh Scobee (2004-14)	168
4.	Mercedes Lewis (2006-15)	151*
5.	Fred Taylor (1998-2008).....	140

* Active player



BENN IS BACK

WR **Arrelious Benn** had a 51-yard game-winning TD reception in Week 6 against the Bears. This was Benn's first TD since Dec. 24, 2011 (1,819 days) when he was a member of the Tampa Bay Buccaneers. That is the longest span between TDs for a wide receiver since **Kassim Osgood**, Dec. 12, 2004 to Sept. 12, 2010 (2,100 days).



TOUCHDOWN THOMAS

Since returning from a thumb injury in Week 5 last season, TE **Julius Thomas** has produced seven receiving TDs, the third-most by an NFL TE in that span and trailing only CIN's **Tyler Eifert** (11) and N.E.'s **Rob Gronkowski** (10).

MOST RECEIVING TOUCHDOWNS BY A TIGHT END, WEEK 5 2015 to PRESENT

Rk.	Player (Team)	TDs
1.	Tyler Eifert (Cin.)*.....	11
2.	Rob Gronkowski (N.E.)*	10
3.	Julius Thomas (Jax.)*	8
4.	Greg Olsen (Car.).....	7
	Zach Miller (Chi.)	7
	Kyle Rudolph (Min.).....	7
	Gary Barnidge (Cle.)	7
	Jordan Reed (Was.)	7



TOP TIGHT ENDS

TE **Mercedes Lewis** has played in 151 career games as a Jaguar, the third-longest tenure among active tight ends who have played their entire career with the team they were drafted by.

MOST GAMES PLAYED BY A TIGHT END FOR ONE TEAM, NFL, ACTIVE PLAYERS

Rk.	Player (Team)	Games
1.	Jason Witten (Dal.).....	214
2.	Antonio Gates (S.D.)	196
3.	Mercedes Lewis (Jax.).....	151
4.	Brent Celek (Phi.)	149
5.	Brandon Pettigrew (Det.)	92



LARGEST FOURTH QUARTER COMEBACKS

The Jaguars overcame a 13-point fourth quarter deficit to defeat the Bears, which is tied for the sixth-largest comeback in franchise history and second-largest fourth quarter comeback.

FOURTH QUARTER COMEBACKS of 10-PLUS POINT DEFICIT

Date	Opponent	Deficit	Result	Points
Nov. 24, 1996	at Baltimore	10-25	W, 28-25 (OT)	15
Oct. 16, 2016	at Chicago	0-13	W, 17-16	13
Nov. 10, 1996	Baltimore	16-27	W, 30-27	11

DEFENSIVE NOTES

INSIDE LEVERAGE

LB **Paul Posluszny** (133-3) was one of only two NFL LBs with 125-plus tackles and three-plus INTs in 2015, joining T.B.'s **Lavonte David** (147-3). Below is a list of NFL LBs that have registered at least 125 tackles and three INTs in a single season since 2013:

125+ TACKLES & 3+ INTS IN A SINGLE SEASON BY A LINEBACKER, 2013-2015

Year	Player (Team)	Tackles	INTs
2015	Lavonte David (T.B.)	147	3
	Paul Posluszny (Jax.)	133	3
2013	Kiko Alonso (Buf.)	159	4
	Luke Kuechly (Car.)	156	4
	Lavonte David (T.B.)	144	5
	Chad Greenway (Min.)	134	3
	Danny Trevathan (Den.)	125	3

IT'S TACKLE TIME

Dating back to his rookie campaign in 2007, LB **Paul Posluszny** has produced 96 games with seven-or-more tackles, the most such games in the NFL over that span.

MOST GAMES WITH SEVEN-PLUS TACKLES, NFL, 2007-PRESENT

Rk.	Player	Games
1.	Paul Posluszny	96
2.	D'Qwell Jackson	95
3.	Karlos Dansby	88
4.	Chad Greenway	84
5.	Patrick Willis	78

ALL THE WAY UP

According to Sport Radar 360, LB **Paul Posluszny** has made 1,073 tackles since 2007, the most tackles in the NFL over that span.

MOST TACKLES, NFL, 2007-PRESENT

Rk.	Player	Tackles
1.	Paul Posluszny	1,083
2.	D'Qwell Jackson	1,070
3.	Chad Greenway	1,061
4.	Karlos Dansby.....	1,035
5.	David Harris	1,018

POZ GOES FOR MORE

Tenth-year LB **Paul Posluszny** registered 1.5 sacks when he tackled Colts QB **Andrew Luck** in the first quarter of Jacksonville's Week 4 victory, along with **Josh Johnson**, and again in the third quarter.

This marks the second time in his career Posluszny has recorded more than one sack in a game, the last time registering 2.0 sacks on Dec. 30, 2012 against Tennessee.

BALANCED PLAY POZ

LB **Paul Posluszny** (14.5-15) is one of only three active NFL players to record 12-plus sacks and 12-plus INTs since the start of 2007, joining CLE's **Karlos Dansby** (24.0-15) and K.C.'s **Derrick Johnson** (21.0-13).

12+ SACKS & 12+ INTs, NFL, 2007-PRESENT

Player	Sacks	INTs
Paul Posluszny	14.5	15
Karlos Dansby	24.0	15
Derrick Johnson	21.0	14

ON THE RISE

LB **Paul Posluszny** ranks third on the Jaguars all-time tackles list. Posluszny needs nine tackles against Kansas City on Sunday to surpass **Donovin Darius** (858).

JAGUARS ALL-TIME TACKLES

Player	Tackles
Daryl Smith (2004-12)	1,089
Donovin Darius (1998-2006)	858
Paul Posluszny (2011-16)	850
Mike Peterson (2003-08)	837
Kevin Hardy (1996-2001)	789
John Henderson (2002-09)	563
Rashean Mathis (2003-12)	554
Akin Ayodele (2002-05)	489

SMITH STANDS OUT

Since becoming a full-time starter in Week 12 of the 2014 season, LB **Telvin Smith** ranks second in the NFL with 251 tackles, trailing only IND's **D'Qwell Jackson** (258).

MOST TACKLES, NFL, WEEK 12, 2014 - PRESENT

Rk.	Player (Team)	Total	Solo	Asst.
1.	D'Qwell Jackson (Ind.)	258	156	102
2.	Telvin Smith (Jax.)	251	191	60
3.	Reshad Jones (Mia.)	228	172	56
4.	Luke Kuechly (Car.)	229	156	73
5.	Jerrell Freeman (Chi.)	219	142	77

TOP OF HIS CLASS

Among NFL players age 25-or-younger in 2015, LB **Telvin Smith** ranked first with 128 tackles (99 solo).

MOST TACKLES BY PLAYER AGE 25-OR-YOUNGER, NFL, 2015

Rk.	Player (Team)	Age	Total	Solo	Asst.
1.	Telvin Smith (Jax.)	24	128	99	29
2.	Luke Kuechly (Car.)	24	118	76	42
3.	Preston Brown (Buf.)	23	117	63	54

Through seven games of his third NFL season, LB **Telvin Smith** has produced 220 career tackles so far, tied for the second-most ever by a Jaguars player in his first three seasons.

MOST TACKLES IN FIRST THREE NFL SEASONS in JAGUARS HISTORY

Rk.	Player (Years)	Total	Solo	Asst.
1.	Jonathan Cyprien (2013-15)	243	163	80
2.	Telvin Smith (2014-16)*	220	148	72
	Akin Ayodele (2002-04)	220	167	53

FIVES ON FIVES

LB **Telvin Smith** has registered five-plus tackles in 27 consecutive games (dating back to Week 12 in 2014), the NFL's second-longest active streak, during which he has totaled 253 tackles (9.4 tackles per game). Fellow Jaguars LB **Paul Posluszny** also ranks third on the list with 22 consecutive games with five-plus tackles.

MOST CONSECUTIVE GAMES WITH 5+ TACKLES, NFL

Rk.	Player (Team)	Games (Tackles)
1.	Luke Kuechly (Car.).....	46 (453)
2.	Telvin Smith (Jax.)	27 (253)
3.	Paul Posluszny (Jax.)	22 (209)
	Landon Collins (NYG)	22 (165)

DEFENSIVE NOTES

ALL OR NOTHING

LB **Telvin Smith** joins T.B.'s **Lavonte David**, CAR's **Luke Kuechly**, BAL's **C.J. Mosley**, CAR's **Thomas Davis**, CLE's **Jamie Collins** and G.B.'s **Morgan Burnett** as the only NFL players with 200-plus tackles and multiple FFs, FRs and INTs since the start of 2014.

200+ TACKLES WITH MULTIPLE FORCED FUMBLES, FUMBLE RECOVERIES & INTERCEPTIONS, 2014-PRESENT

Name (Team)	Tackles	Solo	Asst.	FFs	FRs	INTs
Luke Kuechly (Car.)	345	227	118	3	2	6
Lavonte David (T.B.)	333	217	116	8	3	3
Preston Brown (Buf.)	289	168	121	2	4	3
Telvin Smith (Jax.)	287	216	71	3	2	2
C.J. Mosley (Bal.)	274	182	92	2	3	5
Jamie Collins (N.E.)	247	156	91	10	3	5
Thomas Davis (Car.)	243	166	77	6	3	5
Morgan Burnett (G.B.)	229	166	63	3	2	2

SACK GAME STRONG

The Jacksonville Jaguars defense registered 6.0 sacks against Indianapolis, marking the first time since Week 11 of the 2010 season (vs. Cleveland) that Jacksonville's defense had 6.0-plus sacks in a game. This marks the ninth time the Jaguars defense registered 6.0 sacks or more in a game. The 6.0 sacks were the fourth-most in Jaguars history. Below is a breakdown of the most sacks in a single game in Jaguars history.

MOST SACKS IN A SINGLE GAME IN JAGUARS HISTORY

DATE	Opponent	Sacks
11/7/99	at Atlanta	9.0
11/15/08	at New York Jets	7.0
9/16/07	vs. Atlanta	7.0
10/2/16	vs. Indianapolis	6.0
11/21/10	vs. Cleveland	6.0
10/8/06	vs. New York Jets	6.0
11/6/05	vs. Houston	6.0
10/17/04	vs. Kansas City	6.0
12/3/00	vs. Cleveland	6.0
12/19/99	at Cleveland	6.0
12/21/97	at Oakland	6.0
11/9/97	at Kansas City	6.0

ALUALU HITS 100 MILESTONE

DE **Tyson Alualu** played in his 100th career game as a Jaguar in Week 7 against the Raiders. Alualu is the fifth defensive lineman in history with 100-plus games played in Jaguars history.

MOST GAMES PLAYED BY A DEFENSIVE LINEMAN IN JAGUARS HISTORY

Rk.	Player (Years)	Total
1.	Rob Meier (2000-08)	129
2.	John Henderson (2002-09)	124
3.	Paul Spicer (2000-08)	115
4.	Tyson Alualu (2010-16)*	101
5.	Marcus Stroud (2001-07)	100

*Active player

KEEP IT ON THE DL

Since Week 1 of the 2013 season, **Malik Jackson** ranks seventh in the NFL among defensive linemen with 15 passes defended.

PASSES DEFENSED BY A DEFENSIVE LINEMAN, NFL, 2013-PRESENT

Rk.	Player	PDs
1.	J.J. Watt	25
2.	Jason Pierre-Paul	20
3.	Muhammad Wilkerson	17
	Cameron Heyward	17
	Carlos Dunlap	17
6.	Cameron Jordan	16
7.	Malik Jackson	15

NO FLY ZONE

Since 2013, FS **Tashaun Gipson** ranks third in the NFL among safeties with 14 interceptions. Gipson recorded his first interception as a Jaguar in Week 3 against the Ravens. Gipson also has two interceptions for a touchdown over the past four seasons.

MOST INTERCEPTIONS BY A SAFETY, NFL, 2013-PRESENT

Rk.	Player	Games	INT	TD
1.	Reggie Nelson	55	16	1
2.	Glover Quin	56	15	1
3.	Tashaun Gipson	47	14	2
4.	Earl Thomas	55	13	0
5.	Rashad Johnson	50	12	2

NOW WATCH ME CYP'

SS **Johnathan Cyprien** ranks second among NFL safeties in tackles since the start of 2014 (278) and led the team with the most tackles. In Week 8, Cyprien had 12 tackles (4 solo) against the Titans.

MOST TACKLES BY A SAFETY, NFL, 2014-PRESENT

Rk.	Player (Team)	Total	Solo	Asst.
1.	Johnathan Cyprien (Jax.)	278	200	78
2.	Reshad Jones (Mia.)	265	306	58
3.	Barry Church (Dal.)	251	182	69

SEA-NOTE CYP

SS **Johnathan Cyprien** recorded 12 tackles (four solo) vs. the Titans in Week 8, his 11th career game with at least 10 tackles.

CYPRIEN'S 10-PLUS TACKLE GAMES

Date	Opponent	Total	Solo	Asst.
10/27/16	at Tennessee	12	4	8
9/25/16	vs. Baltimore	10	9	1
1/3/16	at Houston	14	6	8
12/6/15	at Tennessee	11	7	4
11/8/15	at New York Jets	13	7	6
10/4/15	at Indianapolis	14	11	3
12/28/14	at Houston	11	7	4
10/12/14	at Tennessee	14	11	3
10/5/14	vs. Pittsburgh	10	8	2
12/5/13	vs. Houston	10	7	3
10/6/13	at St. Louis	12	12	0

DEFENSIVE NOTES



JAX SACK ATTACK

In Week 4, Jacksonville recorded 6.0 sacks against the Colts, the 12th time in team history to register 6.0-plus sacks in a game. The last time the Jaguars accomplished 6.0 sacks in a game was Nov. 21, 2010 vs. Cleveland. Third-round rookie DE **Yannick Ngakoue** leads the Jaguars with 4.0 sacks through six games this season.

MOST SACKS, JAGUARS, 2016

Rk.	Player	Sacks
1.	Yannick Ngakoue	4.0
2.	Dante Fowler Jr.	2.0
3.	Paul Posluszny.....	1.5
4.	Malik Jackson.....	1.0
	Jared Odrick.....	1.0
	Chris Smith.....	1.0
7.	Josh Johnson.....	0.5



THE ROOKIE RISES

DE **Yannick Ngakoue** recorded a sack in four consecutive games this season, tying for the second-most consecutive games with a sack in Jaguars history. Ngakoue is the only rookie to register a sack in four consecutive games.

CONSECUTIVE GAMES WITH A SACK IN JAGUARS HISTORY

Rk.	Player	Date	Games
1.	Tony Brackens	Nov. 11-Dec. 30, 2011	8
2.	Yannick Ngakoue	Sept. 18-Oct. 16, 2016	4
	Gary Walker	Oct. 18-Nov. 11, 2001	4
	Tony Brackens	Nov. 28-Dec. 19, 1999	4
	Kevin Hardy	Oct. 11-Nov. 7, 1999	4
	Tony Brackens	Sept. 22-Oct. 12, 1997	4



LAST MINUTE TAKEAWAYS

Since 2013, the Jaguars have had five games in which the defense has recorded at least two INTs in the fourth quarter. They are tied for the most in the NFL with three other teams, New York Giants, New York Jets and Miami Dolphins. The last time this occurred was Week 3 vs. Baltimore, where S **Tashaun Gipson** and LB **Paul Posluszny** each intercepted QB **Joe Flacco** in the fourth quarter.

MULTIPLE INTs IN FOURTH QUARTER BY A TEAM, NFL, 2013-PRESENT

Rk.	Team	Gms	Last Time
1.	Jacksonville	5	2016, W3
	New York Jets	5	2016, W3
	New York Giants	5	2016, W3
	Miami	5	2015, W4
5.	Atlanta	4	2015, W11
	Los Angeles	4	2015, W5



THE YANNICK TECHNIQUE

According to TruMedia, DE **Yannick Ngakoue** is one of 12 players in the NFL with multiple sack-fumbles this season. Ngakoue is the only rookie to accomplish this feat. BUF's **Lorenzo Alexander** and ATL's **Vic Beasley** lead the league with three sack-fumbles each.



ROOKIE RULES

DE **Yannick Ngakoue** is the eighth rookie in NFL history to record 4.0-plus sacks and at least one INT through their first seven career games.

4.0+ SACKS AND AT LEAST ONE INTERCEPTION BY A ROOKIE IN FIRST SEVEN CAREER GAMES, NFL

Year	Player (Team)	Sacks	INTs
2002	Julius Peppers (CAR)	7.0	1
2010	Ndamukong Suh (DET)	6.5	1
2000	Brian Urlacher (CHI)	6.0	1
2003	Terrell Suggs (BAL)	4.0	1
1986	Charles Haley (S.F.)	5.0	1
2016	Yannick Ngakoue (JAX)	4.0	1
2011	Thomas Keiser (CAR)	4.0	1
1986	Leslie O'Neal (S.D.)	4.0	2



UNDRAFTED ROOKIES

Since the Jaguars' inaugural season in 1995, there have been 41 undrafted rookies to make the club's opening day roster.

Year	Player
2016	S Jarrod Wilson
2015	LB Thurston Armbrister, RB Corey Grant, CB Nick Marshall
2014	WR Allen Hurns, G Tyler Shatley, OT Josh Wells
2013	DT Abry Jones, LB LaRoy Reynolds, LS Carson Tinker
2012	DB Antwon Blake, WR Kevin Elliott, LB Julian Stanford, C Mike Brewster
2011	OT Cameron Bradfield, WR Jamar Newsome, CB Kevin Rutland
2010	LB Jacob Cutrera, OT Kevin Haslam, DE Aaron Morgan
2009	LB Russell Allen, DE Julius Williams
2008	CB Brian Witherspoon, CB Isaiah Gardner
2007	---
2006	OT Richard Collier, DE Tony McDaniel, RB Montell Owens
2005	G Dan Connolly, RB/KR Derrick Wimbush
2004	TE Brian Jones, CB David Richards
2003	PK Seth Marler, WR Cortez Hankton, DT Matt Leonard
2002	---
2001	RB Elvis Joseph, WR Randal Williams, FB Patick Washington
2000	---
1999	FB Stacey Mack
1998	---
1997	CB Kevin Devine, DE Jabbar Threats
1996	CB Rashid Gayle
1995	TE Gordon Laro

SPECIAL TEAMS NOTES



TOP PERCENT

Second-year K **Jason Myers** has made 33-of-39 (83.3 pct.) career FGs, including 13-of-18 (72.2 pct.) from 40-plus yards. Myers' 83.3 career FG pct. is the highest in Jaguars history among kickers with at least 25 FG attempts. Myers also ranks first in team history with his 72.2 FG pct. on kicks from 40-plus yards (min. five FG attempts from 40-plus yards). Myers has converted 4-of-7 FGs from 50-plus yards, including made kicks from 50 (09/11/16 vs. G.B.), 51 (11/29/15 vs. S.D.), 53 (11/15/15 at BAL), and 58 yards (09/20/15 vs. MIA).

JAGUARS ALL-TIME KICKERS

Name (Years)	Games	XPM/XPA	XP%	FGM/FGA	FG%
Jason Myers (2015-16)	23	46/53	86.8	37/43	86.0
Josh Scobee (2004-14)	168	317/322	98.4	235/291	80.8
John Carney (2007)	8	20/21	95.2	9/11	81.8
Seth Marler (2003)	16	30/30	100.0	20/33	60.6
Danny Boyd (2002)	4	7/7	100.0	5/5	100.0
Richie Cunningham (2002)	1	2/2	100.0	1/1	100.0
Hayden Epstein (2002)	6	13/13	100.0	5/9	55.6
Tim Seder (2002)	5	11/11	100.0	8/12	66.7
Steve Lindsey (1999-2000)	26	5/5	100.0	5/7	71.4
Mike Hollis (1995-2001)	108	239/242	98.8	175/217	80.6



MYERS FOR MAYOR

In Week 2 of the 2015 season, K **Jason Myers** connected on a career-long 58-yard FG, the second-longest FG in franchise history. Myers' 58-yarder tied with **Kyle Brindza** for the third-longest distance made by an NFL kicker in 2015 (STL's **Greg Zuerlein**, 61 yards; DET's **Matt Prater**, 59 yards).

LONGEST FIELD GOAL MADE, JAGUARS HISTORY

Rk.	Name	Date/Opponent	Yds
1.	Josh Scobee	Oct. 3, 2010 vs. IND	59
2.	Jason Myers	Sept. 20, 2015 vs. MIA	58
3.	Josh Scobee	Dec. 15, 2013 vs. BUF	55

LONGEST FIELD GOAL MADE, NFL, 2015

Rk.	Name (Team)	Date/Opponent	Yds
1.	Greg Zuerlein (STL)	Nov. 8, 2015 at CIN	61
2.	Matt Prater (Det.)	Jan. 3, 2016 at CHI	59
3.	Jason Myers (Jax.)	*Sept. 20, 2015 vs. MIA	58
	Kyle Brindza (TB)	Sept. 27, 2015 at HOU	58



BIG FOOT

From 11/15/15 to 9/11/16, K **Jason Myers** made 16 consecutive FGs, tied for the third-most consecutive made FGs in Jaguars history. Myers converted three FGs against the Colts.

CONSECUTIVE FGs MADE IN JAGUARS HISTORY

Rank	Name	Dates	FGs
1.	Josh Scobee	Nov. 27, 2011-Nov. 4, 2012	20
1.	Mike Hollis	Nov. 1, 2008-Sept. 19, 1999	20
3.	Mike Hollis	Oct. 12-Nov. 30, 1997	16
	Jason Myers	Nov. 15, 2015-Sept. 11, 2016	16
5.	Josh Scobee	Sept. 11-Nov. 15, 2011	15
	Josh Scobee	Oct. 1-Nov. 26, 2006	15



BRAD GOES BOOM

In Week 6 against Chicago, fifth-year P **Brad Nortman** punted five times for 275 yards (55.0 gross avg./52.2 net avg.), including two punts inside the 20. Nortman's 55.0-yard gross punting avg. and his 52.2-yard net punting avg. were both the highest in the NFL in Week 6. Nortman registered punts of 60 yards, 45 yards, 58 yards, 53 yards and 59 yards, with zero punts going for touchbacks.



BEND IT LIKE NORMAN

In Week 6, fifth-year P **Brad Nortman's** five punts for 275 yards (55.0 gross avg./52.2 net avg.) ranks third in gross punting average and first in net punting average in Jaguars single-game history.

GROSS PUNTING AVERAGE IN A SINGLE GAME, JAGUARS HISTORY (minimum of four punts)

PLAYER (DATE)	GROSS AVG.
Bryan Anger (Dec. 23, 2012 vs. N.E.)	56.3
Bryan Anger (Oct. 11, 2015 at T.B.)	55.3
BRAD NORTMAN (Oct. 16, 2016 at Chi.)	55.0
Bryan Barker (Oct. 19, 1997 at Dal.)	53.8
Brad Nortman (Oct. 2, 2016 vs. Ind.)	53.6
Bryan Anger (Sept. 9, 2012 at Min.)	53.5
Bryan Anger (Sept. 23, 2012 at Ind.)	53.5

NET PUNTING AVERAGE IN A SINGLE GAME, JAGUARS HISTORY (minimum of four punts)

PLAYER (DATE)	NET AVG.
BRAD NORTMAN (Oct. 16, 2016 at Chi.)	52.2
Bryan Anger (Nov. 4, 2012 vs. Det.)	50.5
Adam Podlesh (Dec. 23, 2007 vs. Oak.)	49.8
Chris Hanson (Nov. 10, 2002 vs. Was.)	48.2
Bryan Anger (Dec. 26, 2012 at Mia.)	47.4



GOING LONG

P **Brad Nortman** made a crucial 78-yard punt with 2:31 left in the fourth quarter against the Colts in Week 4, which placed the Colts at their own 25-yard line. Nortman's 78-yard punt is the longest in the NFL so far this season and the second-longest in Jaguars history behind **Bryan Barker's** 83-yard punt against the New York Jets on Oct. 11, 1999.



GREENE MEANS GO

WR **Rashad Greene Sr.** returned a punt 73 yards for a touchdown in Week 14 of the 2015 season, becoming the fourth player in Jaguars history to do so.

PUNT RETURN TOUCHDOWNS in JAGUAR HISTORY

Player	Year	Yds returned for TD
Rashad Greene	2015	73
Mike Thomas	2010	78
Bobby Shaw	2002	69
Reggie Barlow	1998,99	85,74

2016 DRAFT CLASS



CB
6-2, 209
SMYRNA, TEN.



#20 JALEN RAMSEY - 1ST ROUND, 5TH OVERALL

2016: Made NFL and Jaguars debut in Week 1 of the 2016 season... Has started all seven games at CB... Posted career-high eight tackles (four solo) against Tennessee in Week 8.

COLLEGE: Started all 41 games in three years at Florida State... Finished career with 180 tackles (119 solo), 15.5 tackles for loss, 5.0 sacks, three forced fumbles, two fumble recoveries, 23 passes defended and three INTs... Decided to forgo his final year of eligibility in 2016 and declare for the NFL Draft... Jim Thorpe Award, Bednarik Trophy and Lott IMPACT Trophy semifinalist in 2015

#44 MYLES JACK - 2ND ROUND, 36TH OVERALL

2016: Made his NFL and Jaguars debut in the team's season opener in 2016...Earned his first career start at OTTO and made four tackles (three solo) and one pass defended against the Colts (10/2)...Has eight tackles (seven solo) so far.

COLLEGE: Started in all three games he played in 2015 before injuring his knee in practice ... Registered 15 tackles in those three games... In 2014 was a starter in all 13 games at LB and finished second on the team with 88 tackles, 8.0 for loss, and seven passes defended.

LB
6-1, 245
SCOTTSDALE, ARI.



DE
6-4, 252
HOWIE, MD.



#91 YANNICK NGAKOUÉ - 3RD ROUND, 69TH OVERALL

2016: Made his NFL debut in team's season opener in 2016... Has started last three games at LEO... First player in team history to register 4.0+ sacks through five career games.


COLLEGE: Set Maryland's single-season sack record (13.5) his final season, breaking a record set by Mark Duda (1982) and Bruce Palmer (1978)... Ranked second nationally in sacks per game (1.13)... Selected First Team All-Big Ten by coaches and media.

#61 SHELDON DAY - 4TH ROUND, 103RD OVERALL

2016: Rookie DT who made his rookie debut in the team's season opener... Saw action in all seven games and has totaled three tackles, including one for a loss.

COLLEGE: Registered 45 tackles (33 solo), 15.5 tackles for loss, 4.0 sacks, four passes defended and two forced fumbles in 2015 at Notre Dame... His 15.5 tackles for loss were the most by a Notre Dame player since **Derek Landri** in 2006 ... Recorded at least one tackle for loss in 11 of the team's 13 games... Recorded a career-high nine tackles against Navy (10/10/15)... Named season-long captain at the end of fall camp his junior and senior year.

DT
6-1, 293
INDIANAPOLIS, IND.



QB
6-2, 217
FAYETTEVILLE, ARK.



#9 BRANDON ALLEN - 6TH ROUND, 201ST OVERALL

2016: Inactive for the team's first six regular season games in 2016.

COLLEGE: Totaled 7,463 passing yards, which ranks third in Arkansas history... Made 38 career starts at QB, including his final 34 games - the longest streak for an Arkansas QB since joining the SEC in 1992... Finished second in program history in pass completions (583), second in attempts (1,016) and third in completion percentage (57.4)... His 64 career passing TDs is a Razorback record...His 30 passing TDs in 2015 rank second in single-season school history and second in the SEC

#66 JONATHAN WOODARD - 7TH ROUND, 226TH OVERALL

2016: Is currently on the Reserve/Physically Unable to Perform list.

COLLEGE: Recorded 174 tackles during his four-year career at Central Arkansas... Set Central Arkansas records with 30.5 sacks and 53.0 tackles for loss... Earned the 2015 Dan Hampton Award, given to the best defensive lineman in the state of Arkansas ... Named to the Southland All-Conference First Team ... Had 1.5 sacks in three different games his final season... Totaled 3.5 sacks against Stephen F. Austin (10/4/14) to mark a single-game school record

DE
6-5, 271
BRENTWOOD, TEN.



LAST TIME IT HAPPENED



TEAM

OVERTIME GAME WON

By Jaguars — Jaguars 23, St. Louis 20, 10/18/09
By Opponents — at Indianapolis 16, Jaguars 13, 10/4/15

SHUTOUT

By Jaguars — Jaguars 41, New York Jets 0, 10/8/06
By Opponents — at Seattle 41, Jaguars 0, 10/11/09

SCORELESS FIRST HALF

By Jaguars — Jaguars 0, Tennessee 27, 10/27/16
(Final: Tennessee 36, Jacksonville 22)
By Opponents — Philadelphia 0, Jacksonville 17, 9/7/14
(Final: Philadelphia 34, Jacksonville 17)

SCORELESS SECOND HALF/OT

By Jaguars — Jaguars 0, Indianapolis 6, 10/4/15
(Final: Indianapolis 16, Jaguars 13)
By Opponents — Cleveland 0, Jaguars 17, 10/19/14
(Final: Jaguars 24, Cleveland 6)

400 TOTAL YARDS

By Jaguars — Jaguars at New Orleans, 412 total yards, 12/27/15
By Opponents — Tennessee at Jaguars, 494 total yards, 10/27/16

500 TOTAL YARDS

By Jaguars — Jaguars vs. Baltimore, 519 total yards, 9/20/98
By Opponents — New Orleans vs. Jaguars, 537 total yards, 12/27/15

50 POINTS SCORED

By Jaguars — Jaguars vs. Indianapolis, 51 points (51-16), 12/13/15
By Opponents — New England vs. Jaguars, 51 points (51-17), 9/27/15



OFFENSE

100 YARDS RUSHING

By Jaguars — T.J. Yeldon vs. Buffalo (115 yards), 10/25/15
By Opponents — DeMarco Murray of Tennessee (123 yards), 10/27/16

200 YARDS RUSHING

By Jaguars — Fred Taylor at Pittsburgh (234 yards), 11/19/00
By Opponents — Chris Johnson of Tennessee (228 yards), 11/1/09

300 YARDS PASSING

By Jaguars — Blake Bortles at Tennessee (337 yards), 10/27/16
By Opponents — Drew Brees of New Orleans (412 yards), 12/27/15

400 YARDS PASSING

By Jaguars — Mark Brunell vs. St. Louis (421 yards), 9/10/00
By Opponents — Drew Brees of New Orleans (412 yards), 12/27/15

100 YARDS RECEIVING

By Jaguars — Marqise Lee vs. Oakland (107 yards), 10/23/16
By Opponents — Cameron Meredith of Chicago (113 yards), 10/16/16

200 YARDS RECEIVING

By Jaguars — Justin Blackmon at Houston (236 yards), 11/18/12
By Opponents — Josh Gordon of Cleveland (261 yards), 12/01/13

100 YARDS RUSHING IN A HALF

By Jaguars — Maurice Jones-Drew at Tennessee (107 in 2nd half), 12/5/10
By Opponents — Rashard Mendenhall of Pittsburgh (113 in 1st half), 10/16/11

TWO 100-YARD RUSHERS IN SAME GAME

By Jaguars — R. Jennings (109 yards) & M. Jones-Drew (101 yards) vs. Oakland, 12/12/10
By Opponents — None



OFFENSE

100 YARDS RECEIVING IN A HALF

By Jaguars — Allen Robinson at New Orleans (149 in 2nd half), 12/27/15
By Opponents — Brandin Cooks of New Orleans (107 in 1st half), 12/27/15

TWO 100-YARD RECEIVERS IN SAME GAME

By Jaguars — A. Robinson (151 yards, TD) & A. Hurns (106 yards, 2 TDs) at New Orleans, 12/27/15
By Opponents — R. Matthews (115 yards) & J. Landry (110 yards) of Miami, 9/20/15

30 COMPLETIONS IN A GAME

By Jaguars — Blake Bortles at Tennessee (33-of-54 passes), 10/27/16
By Opponents — Brian Hoyer of Chicago (30-of-49 passes), 10/16/16

THREE TOUCHDOWN PASSES

By Jaguars — Blake Bortles at Tennessee, 10/27/16
By Opponents — Philip Rivers of San Diego, 9/18/16

FOUR TOUCHDOWN PASSES

By Jaguars — Blake Bortles at New Orleans, 12/27/15
By Opponents — Philip Rivers of San Diego, 9/18/16

FIVE TOUCHDOWN PASSES

By Jaguars — Blake Bortles at Tennessee, 12/6/15
By Opponents — Drew Brees of New Orleans, 12/27/15

TWO TOUCHDOWN RECEPTIONS

By Jaguars — Allen Robinson vs. Baltimore, 9/25/16
By Opponents — Travis Benjamin of San Diego, 9/18/16

THREE TOUCHDOWN RECEPTIONS

By Jaguars — Allen Robinson at Tennessee, 12/6/15
By Opponents — Randy Moss of New England, 12/27/09

TWO TOUCHDOWNS RUSHING

By Jaguars — Denard Robinson vs. Jacksonville, 11/9/14
By Opponents — Tim Hightower of New Orleans, 12/27/15

THREE TOUCHDOWNS RUSHING

By Jaguars — Maurice Jones-Drew vs. St. Louis, 10/18/09
By Opponents — LeGarrette Blount of New England, 9/27/15

LAST TIME IT HAPPENED



DEFENSE

INTERCEPTED PASS RETURNED FOR A TOUCHDOWN

By Jaguars — Telvin Smith (26 yards) vs. Buffalo, 10/25/15
By Opponents — Kareem Jackson of Houston (27 yards), 1/3/16

FUMBLE RETURNED FOR A TOUCHDOWN

By Jaguars — Andre Branch vs. Indianapolis (49 yards), 12/13/15
By Opponents — Wesley Woodyard of Tennessee (3 yards), 12/6/15

TWO FORCED FUMBLES

By Jaguars — Andre Branch at Philadelphia, 9/7/14
By Opponents — John Abraham of Atlanta, 12/15/11

TWO SACKS

By Jaguars — Dante Fowler Jr. at San Diego (2.0), 9/18/16
By Opponents — Melvin Ingram of San Diego (2.0), 9/18/16

THREE SACKS

By Jaguars — Chris Clemons at Indianapolis (3.0), 11/23/14
By Opponents — W. Mercilus (3.5) & J. Watt of Houston (3.0), 1/3/16

TWO INTERCEPTIONS

By Jaguars — Davon House at Baltimore, 11/15/15
By Opponents — Casey Hayward of San Diego, 9/18/16

SAFETY

By Jaguars — Holding penalty on Dallas' K. Wilber enforced in the end zone, 11/9/14
By Opponents — J.J. Watt of Houston (Sacked QB B. Bortles in the end zone), 12/29/14



SPECIAL TEAMS

FIVE FIELD GOALS

By Jaguars — Josh Scobee at Buffalo, 10/10/10
By Opponents — Jeff Reed of Pittsburgh, 12/1/02 (six field goals)

55-YARD FIELD GOAL

By Jaguars — Jason Myers vs. Miami (58 yards), 9/20/15
By Opponents — Blair Walsh of Minnesota (55 yards), 9/9/12

50-YARD FIELD GOAL

By Jaguars — Jason Myers vs. Green Bay (50 yards), 9/11/16
By Opponents — Adam Vinatieri of Indianapolis (53 yards), 10/2/16

KICKOFF RETURN FOR A TOUCHDOWN

By Jaguars — Maurice Jones-Drew (100 yards) at New Orleans, 11/4/07
By Opponents — Tyjaun Hagler of Indianapolis (41 yards), 12/19/10

PUNT RETURN FOR A TOUCHDOWN

By Jaguars — Rashad Greene (73 yards) vs. Indianapolis, 12/13/15
By Opponents — Darius Reynaud of Tennessee (81 yards), 12/30/12

BLOCKED FIELD GOAL ATTEMPT

By Jaguars — Tyson Alualu at New Orleans (Kai Forbath), 9/27/15
By Opponents — Brent Urban of Baltimore (Jason Myers), 9/25/16

BLOCKED FIELD GOAL RETURNED FOR A TOUCHDOWN

By Jaguars — Chris Hudson (58 yards) vs. Pittsburgh, 9/22/97
By Opponents — Antrel Rolle of Arizona (83 yards), 9/20/09

BLOCKED PUNT RETURNED FOR A TOUCHDOWN

By Jaguars — Mike Harris (19 yards) at Tennessee, 12/30/12
By Opponents — Kamar Aiken of Baltimore (11 yards), 12/14/14

BLOCKED PUNT

By Jaguars — Hayes Pullard III vs. San Diego, 11/29/15
By Opponents — Darian Stewart of Baltimore (Bryan Anger), 12/14/14

BLOCKED EXTRA POINT

By Jaguars — Tony Brackens vs. Cincinnati (Doug Pelfrey), 10/5/97
By Opponents — Bernard Pollard of Tennessee (Josh Scobee), 12/22/13

TWO-POINT CONVERSION MADE

By Jaguars — B. Bortles run at Tennessee, 10/27/16
By Opponents — J. Winston pass to V. Jackson of Tampa Bay, 10/11/15

TWO-POINT CONVERSION FAILED

By Jaguars — Blake Bortles at New Orleans (pass failed), 12/27/15
By Opponents — Joe Flacco of Baltimore (pass failed), 11/15/15

RECOVERED OWN ONSIDE KICK

By Jaguars — at Baltimore (J. Cyprien), 12/14/14
By Opponents — vs. Houston (Q. Demps), 12/27/11

JAGUARS 2016 REPORT

JACKSONVILLE JAGUARS / WEEK 8 / THROUGH MONDAY, OCTOBER 31, 2016

WON 2, LOST 5										* RUSHING	No.	Yds	Avg	Long	TD
09/11 L 23-27	Green Bay	63,179	Yeldon	63	220	3.5	15	1							
09/18 L 14-38	at San Diego	52,165	Bortles	27	145	5.4	24	1							
09/25 L 17-19	Baltimore	60,127	Ivory	40	129	3.2	42	1							
10/02 W 30-27	Indianapolis	83,764	D. Robinson	4	14	3.5	7	0							
10/16 W 17-16	at Chicago	61,054	TEAM	134	508	3.8	42	3							
10/23 L 16-33	Oakland	62,614	OPPONENTS	211	873	4.1	29	9							
10/27 L 22-36	at Tennessee	61,619	* RECEIVING	No.	Yds	Avg	Long	TD							
11/06	at Kansas City		A. Robinson	32	366	11.4	35	3							
11/13	Houston		Hurns	31	443	14.3	42t	2							
11/20	at Detroit		Lee	30	358	11.9	38	0							
11/27	at Buffalo		Yeldon	24	142	5.9	16	0							
12/04	Denver		Thomas	19	224	11.8	24	3							
12/11	Minnesota		Lewis	13	131	10.1	37	1							
12/18	at Houston		Ivory	6	21	3.5	9	0							
12/24	Tennessee		Koyack	5	41	8.2	14	0							
01/01	at Indianapolis		Greene	5	32	6.4	9	0							
	Jax	Opp.	Benn	4	100	25.0	51t	1							
TOTAL FIRST DOWNS	143	152	Walters	2	14	7.0	7t	1							
Rushing	28	50	C. Grant	1	15	15.0	15t	1							
Passing	95	80	Sterling	1	10	10.0	10	0							
Penalty	20	22	D. Robinson	1	7	7.0	7	0							
3rd Down: Made/Att	27/89	50/107	TEAM	174	1904	10.9	51t	12							
3rd Down Pct.	30.3	46.7	OPPONENTS	165	1649	10.0	64t	11							
4th Down: Made/Att	5/8	3/6	* INTERCEPTIONS	No.	Yds	Avg	Long	TD							
4th Down Pct.	62.5	50.0	Gipson	1	30	30.0	30	0							
POSSESSION AVG.	27:01	32:59	Ngakoue	1	9	9.0	9	0							
TOTAL NET YARDS	2314	2445	Posluszny	1	0	0.0	0	0							
Avg. Per Game	330.6	349.3	TEAM	3	39	13.0	30	0							
Total Plays	441	474	OPPONENTS	9	117	13.0	40	0							
Avg. Per Play	5.2	5.2	* PUNTING	No.	Yds	Avg	Net	TB	In	Lg	B				
NET YARDS RUSHING	508	873	Nortman	33	1611	48.8	43.9	3	10	78	0				
Avg. Per Game	72.6	124.7	TEAM	33	1611	48.8	43.9	3	10	78	0				
Total Rushes	134	211	OPPONENTS	31	1438	46.4	42.2	1	13	60	0				
NET YARDS PASSING	1806	1572	* PUNT RETURNS	Ret	FC	Yds	Avg	Long	TD						
Avg. Per Game	258.0	224.6	Greene	15	2	106	7.1	42	0						
Sacked/Yards Lost	17/98	13/77	Lee	2	3	3	1.5	3	0						
Gross Yards	1904	1649	Walters	1	2	0	0.0	0	0						
Att./Completions	290/174	250/165	TEAM	18	7	109	6.1	42	0						
Completion Pct.	60.0	66.0	OPPONENTS	14	5	103	7.4	16	0						
Had Intercepted	9	3	* KICKOFF RETURNS	No.	Yds	Avg	Long	TD							
PUNTS/AVERAGE	33/48.8	31/46.4	C. Grant	12	256	21.3	32	0							
NET PUNTING AVG.	33/43.9	31/42.2	Lee	7	164	23.4	34	0							
PENALTIES/YARDS	66/629	51/441	Benn	1	0	0.0	0	0							
FUMBLES/BALL LOST	8/4	8/2	TEAM	20	420	21.0	34	0							
TOUCHDOWNS	15	20	OPPONENTS	4	85	21.3	39	0							
Rushing	3	9	* FIELD GOALS	1-19	20-29	30-39	40-49	50+							
Passing	12	11	Myers	0/ 0	3/ 3	3/ 3	4/ 4	1/3							
Returns	0	0	TEAM	0/ 0	3/ 3	3/ 3	4/ 4	1/3							
* SCORE BY PERIODS	Q1	Q2	Q3	Q4	OT	PTS	OPPONENTS	0/ 0	6/ 6	6/ 6	4/ 4	3/3			
TEAM	14	33	27	65	0	139	Myers: (26G, 39G, 50G) (54N) (49G, 52B) (22G, 46G, 49G)								
OPPONENTS	30	88	32	46	0	196	(30G) (23G, 37G, 44G) ()								
* SCORING	TD-Ru-Pa-Rt	K-PAT	FG	S	PTS	OPP: (25G, 20G) (25G) (43G, 42G, 37G, 53G) (53G, 49G)									
Myers	0	0	0	14/14	11/13	0	47	(36G, 24G, 32G) (26G, 32G, 44G, 52G) (32G, 22G, 33G)							
A. Robinson	3	0	3	0	0	18									
Thomas	3	0	3	0	0	18									
Hurns	2	0	2	0	0	12									
Bortles	1	1	0	0	0	8									
Benn	1	0	1	0	0	6									
C. Grant	1	0	1	0	0	6									
Ivory	1	1	0	0	0	6									
Lewis	1	0	1	0	0	6									
Walters	1	0	1	0	0	6									
Yeldon	1	1	0	0	0	6									
TEAM	15	3	12	0	14/14	11/13	0	139							
OPPONENTS	20	9	11	0	19/20	19/19	0	196							
2-Pt Conv: Bortles, TM 1-1, OPP 0-0															
SACKS: Ngakoue 4, Fowler 2, Posluszny 1.5, Alualu 1, Jackson 1, Marks 1, Odrick 1, C. Smith 1, Johnson 0.5, TM 13, OPP 17															
FUM/LOST: Bortles 2/2, Ivory 2/0, Greene 1/1, Lee 1/1, A. Robinson 1/0, Yeldon 1/0															

* PASSING	Att	Cmp	Yds	Cmp%	Yds/Att	TD	TD%	Int	Int%	Long	Sack/Lost	Rating
Bortles	290	174	1904	60.0	6.57	12	4.1	9	3.1	51t	17/ 98	80.3
TEAM	290	174	1904	60.0	6.57	12	4.1	9	3.1	51t	17/ 98	80.3
OPPONENTS	250	165	1649	66.0	6.60	11	4.4	3	1.2	64t	13/ 77	94.2

JAGUARS 2016 DEFENSE REPORT

Player	Tkl	Ast	Comb	Sack	Sk Yds	TFL	QH	Int	PD	FF	FR
Paul Posluszny	48	16	64	1.5	17	3	2	1	1	0	0
Telvin Smith	49	11	60	0	0	10	0	0	3	0	0
Johnathan Cyprien	46	14	60	0	0	0	0	0	1	0	1
Jalen Ramsey	24	6	30	0	0	1	1	0	1	0	0
Prince Amukamara	20	0	20	0	0	1	0	0	2	0	0
Tashaun Gipson	17	1	18	0	0	0	0	1	1	0	0
Dante Fowler	13	4	17	2	12	3	4	0	2	0	0
Davon House	12	2	14	0	0	0	0	0	0	0	0
Yannick Ngakoue	11	2	13	4	20	2	6	1	1	3	0
Malik Jackson	11	1	12	1	8	3	5	0	1	0	0
Abry Jones	8	3	11	0	0	2	0	0	0	0	0
Tyson Alualu	7	4	11	1	8	2	2	0	0	0	0
Roy Miller	10	0	10	0	0	1	1	0	0	0	0
Aaron Colvin	9	1	10	0	0	1	0	0	0	0	0
Sen'Derrick Marks	7	2	9	1	3	3	4	0	0	0	0
Myles Jack	7	1	8	0	0	0	0	0	1	0	0
Jared Odrick	5	3	8	1	0	0	1	0	0	0	0
Dan Skuta	5	1	6	0	0	0	0	0	0	0	0
Dwayne Gratz	5	0	5	0	0	0	0	0	0	0	0
Josh Johnson	3	2	5	0.5	5	0	1	0	1	0	0
Chris Smith	4	0	4	1	4	1	1	0	0	0	0
Sheldon Day	4	0	4	0	0	3	0	0	0	0	0
Richard Ash	1	3	4	0	0	0	0	0	0	0	0
Hayes Pullard	1	1	2	0	0	0	0	0	0	0	0
Team Totals	327	78	405	13	77	36	28	3	15	3	1

CHIEFS 2016 REPORT

KANSAS CITY CHIEFS / WEEK 8 / THROUGH MONDAY, OCTOBER 31, 2016

WON 5, LOST 2			* RUSHING	No.	Yds	Avg	Long	TD
09/11 W 33-27 OT	San Diego	73,238	Ware	102	511	5.0	46	2
09/18 L 12-19	at Houston	71,890	West	33	139	4.2	28	0
09/25 W 24- 3	New York Jets	71,587	Charles	12	40	3.3	17	1
10/02 L 14-43	at Pittsburgh	61,278	A. Smith	19	31	1.6	8	1
10/16 W 26-10	at Oakland	54,211	Hill	6	24	4.0	18	0
10/23 W 27-21	New Orleans	76,282	Thomas	2	2	1.0	3	0
10/30 W 30-14	at Indianapolis	65,417	Poe	1	1	1.0	1t	1
11/06	Jacksonville		Foles	1	-1	-1.0	-1	0
11/13	at Carolina		Maclin	1	-1	-1.0	-1	0
11/20	Tampa Bay		Davis	1	-2	-2.0	-2	0
11/27	at Denver		TEAM	178	744	4.2	46	5
12/04	at Atlanta		OPPONENTS	174	791	4.5	44	3
12/08	Oakland		* RECEIVING	No.	Yds	Avg	Long	TD
12/18	Tennessee		Kelce	34	377	11.1	42	3
12/25	Denver		Maclin	30	376	12.5	38	2
01/01	at San Diego		Conley	23	286	12.4	33	0

	K.C.	Opp.	Hill	19	223	11.7	49	4
TOTAL FIRST DOWNS	142	136	Ware	17	313	18.4	46t	1
Rushing	36	37	West	13	45	3.5	7	0
Passing	98	91	A. Wilson	12	94	7.8	26	0
Penalty	8	8	D. Harris	10	80	8.0	13	0
3rd Down: Made/Att	40/98	41/92	Thomas	4	26	6.5	15	0
3rd Down Pct.	40.8	44.6	Charles	2	14	7.0	16	0
4th Down: Made/Att	4/6	3/7	Davis	2	14	7.0	11	0
4th Down Pct.	66.7	42.9	Travis	2	10	5.0	6	0
POSSESSION AVG.	30:42	29:18	Sherman	2	3	1.5	3	0
TOTAL NET YARDS	2508	2505	TEAM	170	1861	10.9	49	10
Avg. Per Game	358.3	357.9	OPPONENTS	164	1801	11.0	53	13
Total Plays	451	445	* INTERCEPTIONS	No.	Yds	Avg	Long	TD
Avg. Per Play	5.6	5.6	Peters	5	47	9.4	28	0

NET YARDS RUSHING	744	791	Sorensen	2	48	24.0	48t	1
Avg. Per Game	106.3	113.0	Johnson	1	55	55.0	55t	1
Total Rushes	178	174	Berry	1	0	0.0	0	0
NET YARDS PASSING	1764	1714	Gaines	1	0	0.0	0	0
Avg. Per Game	252.0	244.9	White	1	0	0.0	0	0
Sacked/Yards Lost	17/97	14/87	TEAM	11	150	13.6	55t	2
Gross Yards	1861	1801	OPPONENTS	2	20	10.0	20	0
Att./Completions	256/170	257/164	* PUNTING	No.	Yds	Avg	Net	TB
Completion Pct.	66.4	63.8	Colquitt	33	1469	44.5	40.2	4
Had Intercepted	2	11	TEAM	33	1469	44.5	40.2	4
PUNTS/AVERAGE	33/44.5	31/45.9	OPPONENTS	31	1423	45.9	37.1	1
NET PUNTING AVG.	33/40.2	31/37.1	* PUNT RETURNS	Ret	FC	Yds	Avg	Long
PENALTIES/YARDS	39/302	40/302	Hill	16	4	254	15.9	50
FUMBLES/BALL LOST	7/5	12/5	Alexander	1	0	0	0.0	0
TOUCHDOWNS	18	16	TEAM	17	4	254	14.9	50
Rushing	5	3	OPPONENTS	14	9	64	4.6	12
Passing	10	13	* KICKOFF RETURNS	No.	Yds	Avg	Long	TD
Returns	3	0	Hill	9	209	23.2	33	0

* SCORE BY PERIODS	Q1	Q2	Q3	Q4	OT	PTS	Davis	6	126	21.0	30	0	
TEAM	34	40	27	59	6	166	D. Harris	1	19	19.0	19	0	
OPPONENTS	50	40	24	23	0	137	TEAM	16	354	22.1	33	0	
* SCORING	TD-Ru-Pa-Rt	K-PAT	FG	S	PTS	OPPONENTS	13	352	27.1	54	0		
Santos	0	0	0	16/17	14/17	0	58	* FIELD GOALS	1-19	20-29	30-39	40-49	50+
Hill	4	0	4	0	0	24	Santos	0/0	3/4	5/6	5/6	1/1	
Kelce	3	0	3	0	0	18	TEAM	0/0	3/4	5/6	5/6	1/1	
Ware	3	2	1	0	0	18	OPPONENTS	0/0	4/4	2/2	2/2	0/3	
Maclin	2	0	2	0	0	12	Santos: (47G,33G) (54G,43G,35G,30G) (27G) (49N)						
Charles	1	1	0	0	0	6	(38N,22G,44G) (39G,41G) (33G,28N,22G,44G)						
D. Harris	1	0	0	1	0	6	OPP: (29G,28G,54N) (32G,24G,57N,31G,43G) (28G) ()						
Johnson	1	0	0	1	0	6	(52N,46G) ()						
Poe	1	1	0	0	0	6							
A. Smith	1	1	0	0	0	6							
Sorensen	1	0	0	1	0	6							
TEAM	18	5	10	3	16/17	14/17	0	166					
OPPONENTS	16	3	13	0	15/15	8/11	0	137					

2-Pt Conv: TM 0-0, OPP 1-1			
SACKS: Ford 7, Hali 1.5, Howard 1, Johnson 1, C. Jones 1, Sorensen 1, Zombo 1, Poe 0.5, TM 14, OPP 17			
FUM/LOST: A. Smith 4/2, Ware 3/3			

* PASSING	Att	Cmp	Yds	Cmp%	Yds/Att	TD	TD%	Int	Int%	Long	Sack/Lost	Rating
A. Smith	233	154	1638	66.1	7.03	8	3.4	2	0.9	46t	15/ 81	94.3
Foles	22	16	223	72.7	10.14	2	9.1	0	0.0	49	2/ 16	135.2
Maclin	1	0	0	0.0	0.00	0	0.0	0	0.0	---	0/ 0	39.6
TEAM	256	170	1861	66.4	7.27	10	3.9	2	0.8	49	17/ 97	97.5
OPPONENTS	257	164	1801	63.8	7.01	13	5.1	11	4.3	53	14/ 87	83.5



ROSTER INFORMATION

REGULAR SEASON WEEK 9 AT KANSAS CITY

JAGUARS 2016 ALPHABETICAL ROSTER

NO	NAME	POS	HT	WT	DOB	AGE	EXP	COLLEGE	HOMETOWN	HOW ACQ
10	Allen, Brandon	QB	6-2	219	9/5/92	24	R	Arkansas	Fayetteville, Ark.	D6b-'16
93	Alualu, Tyson	DE	6-3	304	5/12/87	29	7	California	Honolulu, Hawaii	D1-'10
21	Amukamara, Prince	CB	6-0	202	6/6/89	27	6	Nebraska	Leominster, Mass.	UFA (NYG)-'16
94	Ash, Richard	DT	6-3	325	8/4/92	24	1	Western Michigan	Pahokee, Fla.	FA-'16
68	Beachum, Kelvin	OT	6-3	316	6/8/89	27	5	Southern Methodist	Mexia, Texas	UFA (Pit.)-'16
17	Benn, Arrelious	WR	6-2	222	9/8/88	28	6	Illinois	Washington, D.C.	FA-'16
5	Bortles, Blake	QB	6-5	239	4/28/92	24	3	Central Florida	Oviedo, Fla.	D1-'14
59	Brown, Arthur	LB	6-0	240	6/17/90	26	4	Kansas State	Wichita, Kan.	W (Bal.)-'16
60	Cann, A.J.	G	6-3	317	10/23/91	25	2	South Carolina	Bamberg, S.C.	D3-'15
22	Colvin, Aaron	CB	6-0	193	10/2/91	25	3	Oklahoma	Tulsa, Okla.	D4-'14
37	Cyprien, Johnathan	S	6-0	217	7/29/90	26	4	Florida International	North Miami Beach, Fla.	D2-'13
92	Day, Sheldon	DT	6-1	285	7/1/94	22	R	Notre Dame	Indianapolis, Ind.	D4-'16
56	Fowler Jr., Dante	DE	6-3	250	8/3/94	22	2	Florida	St. Petersburg, Fla.	D1-'15
39	Gipson, Tashaun	FS	5-11	210	8/7/90	26	5	Wyoming	Dallas, Texas	UFA (Cle.)-'16
30	Grant, Corey	RB	5-11	204	12/19/91	24	2	Auburn	Opelika, Ala.	FA-'15
13	Greene Sr., Rashad	WR	5-11	190	9/23/92	24	2	Florida State	Albany, Ga.	D5-'15
79	Harris, Bryce	OL	6-6	300	1/16/89	27	4	Fresno State	Bakersfield, Calif.	FA-'16
7	Henne, Chad	QB	6-3	219	7/2/85	31	9	Michigan	Wyomissing, Pa.	UFA (Mia.)-'12
31	House, Davon	CB	6-0	200	7/10/89	27	6	New Mexico State	Palmdale, Calif.	UFA (G.B.)-'15
88	Hurns, Allen	WR	6-3	201	11/12/91	24	3	Miami (Fla.)	Miami, Fla.	FA-'14
33	Ivory, Chris	RB	6-0	224	3/22/88	28	7	Tiffin	Longview, Texas	UFA (NYJ)-'16
44	Jack, Myles	LB	6-1	247	9/3/95	21	R	UCLA	Scottsdale, Ariz.	D2-'16
90	Jackson, Malik	DL	6-5	300	1/11/90	26	5	Tennessee	Van Nuys, Calif.	UFA (Den.)-'16
29	Johnson, Josh	CB	5-10	195	9/10/90	26	1	Purdue	Dade City, Fla	FA-'16
95	Jones, Abry	DT	6-4	318	9/8/91	25	4	Georgia	Warner Robins, Ga.	FA-'13
83	Koyack, Ben	TE	6-5	269	4/9/93	23	1	Notre Dame	Oil City, Pa.	D7-'15
11	Lee, Marqise	WR	6-0	200	11/25/91	24	3	Southern California	Inglewood, Calif.	D2-'14
89	Lewis, Mercedes	TE	6-6	280	5/19/84	32	11	UCLA	Long Beach, Calif.	D1-'06
65	Linder, Brandon	C	6-6	309	1/25/92	24	3	Miami (Fla.)	Southwest Ranches, Fla.	D3-'14
99	Marks, Sen'Derrick	DT	6-2	309	2/23/87	29	8	Auburn	Mobile, Ala.	UFA (Ten.)-'13
2	Myers, Jason	K	5-10	195	5/12/91	25	2	Marist	Chula Vista, Calif.	FA-'15
91	Ngakoue, Yannick	DE	6-2	246	3/31/95	21	R	Maryland	Bowie, Md.	D3-'16
3	Nortman, Brad	P	6-2	218	9/12/89	27	5	Wisconsin	Brookfield, Wis.	UFA (Car.)-'16
75	Odrick, Jared	DL	6-5	298	12/31/87	28	7	Penn State	Lebanon County, Pa.	UFA (Mia.)-'15
77	Omameh, Patrick	OL	6-4	316	12/29/89	26	4	Michigan	Columbus, Ohio	FA-'16
78	Parnell, Jermeay	OT	6-6	323	7/20/86	30	6	Mississippi	Blytheville, Ark.	UFA (Dal.)-'15
51	Posluszny, Paul	LB	6-2	232	10/10/84	32	10	Penn State	Aliquippa, Pa.	UFA (Buf.)-'11
52	Pullard III, Hayes	LB	6-0	233	4/18/92	24	2	Southern California	Los Angeles, Calif.	PS (Cle.)-'15
20	Ramsey, Jalen	CB	6-2	211	10/24/94	22	R	Florida State	Smyrna, Tenn.	D1-'16
64	Reed, Chris	G	6-5	310	7/22/92	24	1	Minnesota State	Omaha, Neb.	FA-'15
15	Robinson, Allen	WR	6-3	218	8/24/93	23	3	Penn State	Southfield, Mich.	D2a-'14
16	Robinson, Denard	RB	6-0	213	9/22/90	26	4	Michigan	Deerfield Beach, Fla.	D5-'13
69	Shatley, Tyler	G	6-3	306	5/5/91	25	2	Clemson	Icard, N.C.	FA-'14
55	Skuta, Dan	LB	6-2	252	4/21/86	30	8	Grand Valley State	Flint, Mich.	UFA (S.F.)-'15
98	Smith, Chris	DE	6-1	262	2/11/92	24	3	Arkansas	Mount Ulla, N.C.	D5b-'14
50	Smith, Telvin	LB	6-3	218	4/11/91	25	3	Florida State	Valdosta, Ga.	D5a-'14
87	Sterling, Neal	TE	6-4	254	1/14/92	24	2	Monmouth	Belmar, N.J.	D7a-'15
80	Thomas, Julius	TE	6-5	256	6/27/88	28	6	Portland State	Stockton, Calif.	UFA (Den.)-'15
25	Thompson, Peyton	FS	5-10	189	9/26/90	26	2	San Jose State	Sacramento, Calif.	FA-'14
46	Tinker, Carson	LS	6-0	239	11/15/89	26	4	Alabama	Murfreesboro, Tenn.	FA-'13
81	Walters, Bryan	WR	6-0	195	11/4/87	28	5	Cornell	Bothell, Wash.	FA-'16
47	Wilson, Jarrod	S	6-2	209	2/9/94	22	R	Michigan	Arkon, Ohio	FA-'16
24	Yeldon, T.J.	RB	6-1	223	10/2/93	23	2	Alabama	Daphne, Ala.	D2-'15

Head Coach: Gus Bradley

Assistants: John Benton (assistant offensive line), Daniel Bullocks (assistant defensive backs), John Donovan (offensive quality control) Nathaniel Hackett (quarterbacks), Alex Hampton (strength associate), Scottie Hazelton (assistant linebackers), Monte Kiffin (defensive assistant), Jess Langvardt (strength associate), Mike Mallory (special teams coordinator), Doug Marrone (assistant head coach-offense/offensive line), Ron Middleton (tight ends/assistant special teams), Tom Myslinski (strength and conditioning coordinator), Chris O'Hara (offensive coaches associate), Greg Olson (offensive coordinator), Mike Rutenberg (defensive assistant), Robert Saleh (linebackers), Cedric Scott (assistant strength coach), Dan Shamash (defensive quality control), Kelly Skipper (running backs), Matt Smiley (assistant special teams coach), Tony Sorrentino (assistant wide receivers coach), Jerry Sullivan (wide receivers), DeWayne Walker (defensive backs), Todd Wash (defensive coordinator), Aaron Whitecotton (assistant defensive line), Tyler Wolf (assistant to head coach).

JAGUARS 2016 NUMERICAL ROSTER

11/1/2016

NO	NAME	POS	HT	WT	DOB	AGE	EXP	COLLEGE	HOMETOWN	HOW ACCQ
2	Jason Myers	K	5-10	195	5/12/91	25	2	Marist	Chula Vista, Calif.	FA-'15
3	Brad Nortman	P	6-2	218	9/12/89	27	5	Wisconsin	Brookfield, Wis.	UFA (Car.)-'16
5	Blake Bortles	QB	6-5	239	4/28/92	24	3	Central Florida	Oviedo, Fla.	D1-'14
7	Chad Henne	QB	6-3	219	7/2/85	31	9	Michigan	Wyomissing, Pa.	UFA (Mia.)-'12
10	Brandon Allen	QB	6-1	219	9/5/92	24	R	Arkansas	Fayetteville, Ark.	D6b-'16
11	Marqise Lee	WR	6-0	200	11/25/91	24	3	Southern California	Inglewood, Calif.	D2-'14
13	Rashad Greene Sr.	WR	5-11	190	9/23/92	24	2	Florida State	Albany, Ga.	D5-'15
15	Allen Robinson	WR	6-3	218	8/24/93	23	3	Penn State	Southfield, Mich.	D2a-'14
16	Denard Robinson	RB	6-0	213	9/22/90	26	4	Michigan	Deerfield Beach, Fla.	D5-'13
17	Arrelious Benn	WR	6-2	222	9/8/88	28	6	Illinois	Washington, D.C.	FA-'16
20	Jalen Ramsey	CB	6-1	211	10/24/94	22	R	Florida State	Smyrna, Tenn.	D1-'16
21	Prince Amukamara	CB	6-0	202	6/6/89	27	6	Nebraska	Leominster, Mass.	UFA (NYG.)-'16
22	Aaron Colvin	CB	6-0	193	10/2/91	25	3	Oklahoma	Tulsa, Okla.	D3-'14
24	T.J. Yeldon	RB	6-1	223	10/2/93	23	2	Alabama	Daphne, Ala.	D2-'15
25	Peyton Thompson	FS	5-10	189	9/26/90	26	2	San Jose State	Sacramento, Calif.	FA-'14
29	Josh Johnson	DB	5-10	195	9/10/90	26	1	Purdue	Dade City, Fla.	FA-'16
30	Corey Grant	RB	5-11	204	12/19/91	24	2	Auburn	Opelika, Ala.	FA-'15
31	Davon House	CB	6-0	200	7/10/89	27	6	New Mexico State	Palmdale, Calif.	UFA (G.B.)-'15
33	Chris Ivory	RB	6-0	224	3/22/88	28	7	Tiffin	Longview, Texas	UFA (NYJ.)-'16
37	Johnathan Cyprien	S	6-0	217	7/29/90	26	4	Florida International	North Miami Beach, Fla.	D2-'13
39	Tashuan Gipson	FS	5-11	210	8/7/90	26	5	Wyoming	Dallas, Texas	UFA (Cle.)-'16
44	Myles Jack	LB	6-1	247	9/3/95	21	R	UCLA	Scottsdale, Ariz.	D2-'16
46	Carson Tinker	LS	6-0	239	11/15/89	26	4	Alabama	Murfreesboro, Tenn.	FA-'13
47	Jarrod Wilson	S	6-2	209	1/23/94	22	R	Michigan	Arkon, Ohio	FA-'16
50	Telvin Smith	LB	6-3	218	4/11/91	25	3	Florida State	Valdosta, Ga.	D5a-'14
51	Paul Posluszny	LB	6-2	232	10/10/84	32	10	Penn State	Aliquippa, Pa.	UFA (Buf.)-'11
52	Hayes Pullard III	LB	6-0	233	4/18/92	24	2	Southern California	Los Angeles, Calif.	PS (Cle.)-'15
55	Dan Skuta	LB	6-2	252	4/21/86	30	8	Grand Valley State	Flint, Mich.	UFA (S.F.)-'15
56	Dante Fowler Jr.	DE	6-3	250	8/3/94	22	2	Florida	St. Petersburg, Fla.	D1-'15
59	Arthur Brown	LB	6-0	240	6/17/90	26	4	Kansas State	Wichita, Kan.	W (Bal.)-'16
60	A.J. Cann	G	6-3	317	10/23/91	25	2	South Carolina	Bamberg, S.C.	D3-'15
64	Chris Reed	G	6-5	310	7/22/92	24	1	Minnesota State	Omaha, Neb.	FA-'15
65	Brandon Linder	C	6-6	309	1/25/92	24	3	Miami (Fla.)	Southwest Ranches, Fla.	D3-'14
68	Kelvin Beachum	OT	6-3	316	6/8/89	27	5	Southern Methodist	Mexia, Texas	UFA (Pit.)-'16
69	Tyler Shatley	G	6-3	306	5/5/91	25	2	Clemson	Icard, N.C.	FA-'14
75	Jared Odrick	DL	6-5	298	12/31/87	28	7	Penn State	Lebanon County, Pa.	UFA (Mia.)-'15
77	Patrick Omahneh	OL	6-4	316	12/29/89	26	4	Michigan	Columbus, Ohio	FA-'16
78	Jermey Parnell	OT	6-6	323	7/20/86	30	7	Mississippi	Blytheville, Ark.	UFA (Dal.)-'15
79	Bryce Harris	OL	6-6	300	1/16/89	27	4	Fresno State	Bakersfield, Calif.	FA-'16
80	Julius Thomas	TE	6-5	256	6/27/88	28	6	Portland State	Stockton, Calif.	UFA (Den.)-'15
81	Bryan Walters	WR	6-0	195	11/4/87	28	5	Cornell	Bothell, Wash.	UFA (Sea.)-'15
83	Ben Koyack	TE	6-5	269	4/9/93	23	1	Notre Dame	Oil City, Pa.	D7-'15
87	Neal Sterling	TE	6-4	254	1/14/92	24	2	Monmouth	Belmar, N.J.	D7a-'15
88	Allen Hurns	WR	6-3	201	11/12/91	24	3	Miami (Fla.)	Miami, Fla.	FA-'14
89	Mercedes Lewis	TE	6-6	280	5/19/84	32	11	UCLA	Long Beach, Calif.	D1-'06
90	Malik Jackson	DL	6-5	300	1/11/90	26	5	Tennessee	Van Nuys, Calif.	UFA (Den.)-'16
91	Yannick Ngakoue	DE	6-2	246	3/31/95	21	R	Maryland	Bowie, Md.	D3-'16
92	Sheldon Day	DT	6-1	285	7/1/94	22	R	Notre Dame	Indianapolis, Ind.	D4-'16
93	Tyson Alualu	DE	6-3	304	5/12/87	29	7	California	Honolulu, Hawaii	D1-'10
94	Richard Ash	DT	6-3	325	8/4/92	24	1	Western Michigan	Pahokee, Fla.	FA-'16
95	Abry Jones	DT	6-4	318	9/8/91	25	4	Georgia	Warner Robins, Ga.	FA-'13
98	Chris Smith	DE	6-1	262	2/11/92	24	3	Arkansas	Mount Ulla, N.C.	D5b-'14
99	Sen'Derrick Marks	DT	6-2	309	2/23/87	29	8	Auburn	Mobile, Ala.	UFA (Ten.)-'13

Practice Squad

14	Shane Wynn	WR	5-6	166	11/15/92	23	1	Indiana	Cleveland, Ohio	PS-'16
18	Rashad Lawrence	WR	6-2	203	6/10/92	24	1	Northwestern	Orlando, Fla.	PS-'16
26	Doran Grant	CB	5-10	200	11/30/92	23	2	Ohio State	Akron, Ohio	PS-'16
34	Bronson Hill	RB	5-10	215	1/2/93	23	1	Eastern Michigan	Grand Rapids, Mich.	PS-'16
35	Akeem Davis	DB	6-1	200	12/25/89	26	3	Memphis	Laurel, Miss.	PS-'16
48	Alex Ellis	TE	6-4	253	2/10/93	23	R	Tennessee	Salisbury, Md.	PS-'16
53	Sean Porter	LB	6-1	231	1/12/91	25	3	Texas A&M	Schertz, Texas	PS-'16
67	Rashod Hill	OT	6-6	303	1/25/94	22	R	Southern Mississippi	Jacksonville, Fla.	PS-'16
73	Jermiah Poutasi	OL	6-5	335	8/7/94	22	2	Utah	Las Vegas, Nev.	PS-'16
74	Louis Nix	DT	6-2	331	7/31/91	25	3	Notre Dame	Jacksonville, Fla.	PS-'16

JAGUARS BY EXPERIENCE

NO	NAME	POS	HT	WT	DOB	AGE	EXP	COLLEGE	HOMETOWN
11th Year (1)									
89	Lewis, Mercedes	TE	6-6	280	5/19/84	32	11	UCLA	Long Beach, Calif.
10th Year (1)									
51	Posluszny, Paul	LB	6-2	232	10/10/84	32	10	Penn State	Aliquippa, Pa.
9th Year (1)									
7	Henne, Chad	QB	6-3	219	7/2/85	31	9	Michigan	Wyomissing, Pa.
8th Year (2)									
99	Marks, Sen'Derrick	DT	6-2	309	2/23/87	29	8	Auburn	Mobile, Ala.
55	Skuta, Dan	LB	6-2	252	4/21/86	30	8	Grand Valley State	Burton, Mich.
7th Year (2)									
93	Alualu, Tyson	DE	6-3	304	5/12/87	29	7	California	Honolulu, Hawaii
33	Ivory, Chris	RB	6-0	224	3/22/88	28	7	Tiffin	Longview, Texas
6th Year (6)									
21	Amukamara, Prince	CB	6-0	202	6/6/89	27	6	Nebraska	Leominster, Mass.
17	Benn, Arrelious	WR	6-2	222	9/8/88	28	6	Illinois	Washington, D.C.
31	House, Davon	CB	6-0	200	7/10/89	27	6	New Mexico State	Palmdale, Calif.
75	Odrick, Jared	DL	6-5	298	12/31/87	28	6	Penn State	Lebanon County, Pa.
78	Parnell, Jerme	OT	6-6	323	7/20/86	30	6	Mississippi	Blytheville, Ark.
80	Thomas, Julius	TE	6-5	256	6/27/88	28	6	Portland State	Stockton, Calif.
5th Year (5)									
68	Beachum, Kelvin	OT	6-3	316	6/8/89	27	5	Southern Methodist	Mexia, Texas
39	Gipson, Tashaun	FS	5-11	210	8/7/90	26	5	Wyoming	Dallas, Texas
90	Jackson, Malik	DL	6-5	300	1/11/90	26	5	Tennessee	Van Nuys, Calif.
3	Nortman, Brad	P	6-2	218	9/12/89	27	5	Wisconsin	Brookfield, Wis.
81	Walters, Bryan	WR	6-0	195	11/4/87	28	5	Cornell	Bothell, Wash.
4th Year (7)									
59	Brown, Arthur	LB	6-0	240	6/17/90	26	4	Kansas State	Wichita, Kan.
37	Cyprien, Johnathan	S	6-0	217	7/29/90	26	4	Florida International	N. Miami Beach, Fla.
79	Harris, Bryce	OL	6-6	300	1/16/89	27	4	Fresno State	Bakersfield, Calif.
95	Jones, Abry	DT	6-4	318	9/8/91	25	4	Georgia	Warner Robins, Ga.
77	Omameh, Patrick	OL	6-4	316	12/29/89	26	4	Michigan	Columbus, Ohio
16	Robinson, Denard	RB	6-0	213	9/22/90	26	4	Michigan	Deerfield Beach, Fla.
46	Tinker, Carson	LS	6-0	239	11/15/89	26	4	Alabama	Murfreesboro, Tenn.
3rd Year (8)									
5	Bortles, Blake	QB	6-5	239	4/28/92	24	3	Central Florida	Oviedo, Fla.
22	Colvin, Aaron	CB	6-0	193	10/2/91	25	3	Oklahoma	Tulsa, Okla.
88	Hurns, Allen	WR	6-3	201	11/12/91	24	3	Miami (Fla.)	Miami, Fla.
11	Lee, Marqise	WR	6-0	200	11/25/91	24	3	Southern California	Inglewood, Calif.
65	Linder, Brandon	G	6-6	309	1/25/92	24	3	Miami (Fla.)	Southwest Ranches, Fla.
15	Robinson, Allen	WR	6-3	218	8/24/93	28	3	Penn State	Southfield, Mich.
98	Smith, Chris	DE	6-1	262	2/11/92	24	3	Arkansas	Mount Ulla, N.C.
50	Smith, Telvin	LB	6-3	218	4/11/91	25	3	Florida State	Valdosta, Ga.
2nd Year (10)									
60	Cann, A.J.	G	6-2	317	10/23/91	25	2	South Carolina	Bamberg, S.C.
56	Fowler Jr., Dante	DE	6-3	250	8/3/94	22	2	Florida	St. Petersburg, Fla.
30	Grant, Corey	RB	5-11	204	12/19/91	24	2	Auburn	Opelika, Ala.
13	Greene Sr., Rashad	WR	5-11	190	9/23/92	24	2	Florida State	Albany, Ga.
2	Myers, Jason	K	5-10	195	5/12/91	25	2	Marist	Chula Vista, Calif.
52	Pullard III, Hayes	LB	6-0	233	4/18/92	24	2	Southern California	Los Angeles, Calif.
69	Shatley, Tyler	G	6-3	306	5/5/91	25	2	Clemson	Icard, N.C.
87	Sterling, Neal	TE	6-4	254	1/14/92	24	2	Monmouth	Belmar, N.J.
25	Thompson, Peyton	FS	6-0	189	9/26/90	26	2	San Jose State	Sacramento, Calif.
24	Yeldon, T.J.	RB	6-1	223	10/2/93	23	2	Alabama	Daphne, Ala.
1st Year (4)									
94	Ash, Richard	DT	6-3	325	8/4/92	24	1	Western Michigan	Pahokee, Fla.
29	Johnson, Josh	DB	5-10	195	9/10/90	26	1	Purdue	Dade City, Fla.
83	Koyack, Ben	TE	6-5	269	4/9/93	23	1	Notre Dame	Oil City, Pa.
64	Reed, Chris	G	6-5	310	7/22/92	24	1	Minnesota State	Omaha, Neb.
Rookies (6)									
10	Allen, Brandon	QB	6-1	219	9/5/92	24	R	Arkansas	Fayetteville, Ark.
92	Day, Sheldon	DT	6-1	285	7/1/94	22	R	Notre Dame	Indianapolis, Ind.
44	Jack, Myles	LB	6-1	247	9/3/95	21	R	UCLA	Scottsdale, Ariz.
91	Ngakoue, Yannick	DE	6-2	246	3/31/95	21	R	Maryland	Bowie, Md.
20	Ramsey, Jalen	CB	6-1	211	10/24/94	22	R	Florida State	Smyrna, Tenn.
47	Wilson, Jarrod	S	6-2	209	2/9/94	22	R	Michigan	Arkon, Ohio

JAGUARS BY POSITION

53

OFFENSE 25

3 QUARTERBACKS

NO	NAME	POS	HT	WT	EXP	COLLEGE
5	Bortles, Blake	QB	6-5	246	3	Central Florida
7	Henne, Chad	QB	6-3	220	9	Michigan
10	Allen, Brandon	QB	6-1	217	R	Arkansas

4 RUNNING BACKS

16	Robinson, Denard	RB	6-0	215	4	Michigan
24	Yeldon, T.J.	RB	6-1	227	2	Alabama
30	Grant, Corey	RB	5-11	208	2	Auburn
33	Ivory, Chris	RB	6-0	228	7	Tiffin

6 WIDE RECEIVERS

11	Lee, Marqise	WR	6-0	196	3	Southern California
13	Greene Sr., Rashad	WR	5-11	190	2	Florida State
15	Robinson, Allen	WR	6-3	217	3	Penn State
17	Benn, Arrelious	WR	6-2	222	6	Illinois
81	Walters, Bryan	WR	6-0	195	5	Cornell
88	Hurns, Allen	WR	6-3	202	3	Miami (Fla.)

4 TIGHT ENDS

80	Thomas, Julius	TE	6-5	253	6	Portland State
83	Koyack, Ben	TE	6-5	267	1	Notre Dame
87	Sterling, Neal	TE	6-4	252	2	Monmouth
89	Lewis, Marcedes	TE	6-6	275	11	UCLA

8 OFFENSIVE LINEMEN

60	Cann, A.J.	G	6-3	326	2	South Carolina
64	Reed, Chris	G	6-5	308	1	Minnesota State
65	Linder, Brandon	G	6-6	316	3	Miami (Fla.)
68	Beachum, Kelvin	OT	6-3	303	5	Southern Methodist
69	Shatley, Tyler	G	6-3	336	3	Clemson
77	Onameh, Patrick	OL	6-4	311	4	Michigan
78	Parnell, Jermey	OT	6-6	311	7	Mississippi
79	Harris, Bryce	OL	6-6	300	4	Fresno State

SPECIAL TEAMS 3

3 KICKERS/SPECIALISTS

2	Myers, Jason	K	5-10	193	2	Marist
3	Nortman, Brad	P	6-2	216	5	Wisconsin
46	Tinker, Carson	LS	6-0	240	4	Alabama

DEFENSE 25

10 DEFENSIVE LINEMEN

56	Fowler, Jr., Dante	DE	6-3	250	2	Florida
75	Odrick, Jared	DE	6-5	298	7	Penn State
90	Jackson, Malik	DL	6-5	300	5	Tennessee
91	Ngakoue, Yannick	DE	6-2	246	R	Maryland
92	Day, Sheldon	DT	6-1	285	R	Notre Dame
93	Alualu, Tyson	DE	6-3	304	7	California
94	Ash, Richard	DT	6-3	325	1	Western Michigan
95	Jones, Abry	DT	6-4	318	4	Georgia
98	Smith, Chris	DE	6-1	262	3	Arkansas
99	Marks, Sen'Derrick	DT	6-2	309	8	Auburn

6 LINEBACKERS

44	Jack, Myles	LB	6-1	247	R	UCLA
50	Smith, Telvin	LB	6-3	218	3	Florida State
51	Posluszny, Paul	LB	6-2	232	10	Penn State
52	Pullard III, Hayes	LB	6-0	233	2	Southern California
55	Skuta, Dan	LB	6-2	252	8	Grand Valley State
59	Brown, Arthur	LB	6-0	240	4	Kansas State

9 DEFENSIVE BACKS

20	Ramsey, Jalen	CB	6-1	211	R	Florida State
21	Amukamara, Prince	CB	6-0	202	6	Nebraska
22	Colvin, Aaron	CB	6-0	193	3	Oklahoma
25	Thompson, Peyton	FS	6-0	189	2	San Jose State
29	Johnson, Josh	CB	5-10	195	2	Purdue
31	House, Davon	CB	6-0	200	6	New Mexico State
37	Cyprien, Johnathan	S	6-0	217	4	Florida International
39	Gipson, Tashaun	FS	5-11	210	5	Wyoming
47	Wilson, Jarrod	S	6-2	209	R	Michigan

JAGUARS HOW BUILT

	ROOKIE, VETERAN AND FIRST-YEAR FREE AGENTS (15)	UNRESTRICTED FREE AGENTS (14)	OTHER TEAM'S PRACTICE SQUAD (1)	WAIVERS (1)	COLLEGE DRAFT (22)
2006					TE Mercedes Lewis
2010					DE Tyson Alualu
2011		LB Paul Posluszny			
2012		QB Chad Henne			
2013	DT Abry Jones LS Carson Tinker	DT Sen'Derrick Marks			S Johnathan Cyprien RB Denard Robinson
2014	WR Allen Hurns G Tyler Shatley FS Peyton Thompson				QB Blake Bortles WR Allen Robinson WR Marqise Lee CB Aaron Colvin G Brandon Linder LB Chris Smith LB Telvin Smith
2015	K Jason Myers RB Corey Grant OL Chris Reed	CB Davon House DL Jared Odrick OT Jermei Parnell LB Dan Skuta TE Julius Thomas	LB Hayes Pullard III		DE Dante Fowler Jr. RB T.J. Yeldon WR Rashad Greene Sr. G A.J. Cann TE Neal Sterling TE Ben Koyack
2016	CB Josh Johnson S Jarrod Wilson OL Patrick O'Connell WR Arrelious Benn WR Bryan Walters OL Bryce Harris DT Richard Ash	CB Prince Amukamara RB Chris Ivory DL Malik Jackson P Brad Nortman FS Tashaun Gipson OT Kelvin Beachum		LB Arthur Brown	CB Jalen Ramsey LB Myles Jack DE Yannick Ngakoue DT Sheldon Day QB Brandon Allen

JAGUARS 2016 ROSTER MOVES (PAGE 1)

DATE	PLAYER	TRANSACTION
January 4	BAILLEY, Rasheed, WR	Signed reserve/future contract
January 4	EDWARDS, Kadeem, OL	Signed reserve/future contract
January 4	EVANS, Shaq, WR	Signed reserve/future contract
January 4	KOYACK, Ben, TE	Signed reserve/future contract
January 4	LAWRENCE, Rashad, WR	Signed reserve/future contract
January 4	PORTER, Sean, LB	Signed reserve/future contract
January 4	REED, Chris, OL	Signed reserve/future contract
January 4	REYNOLDS, Rashaad, CB	Signed reserve/future contract
January 4	WOLFF, Earl, S	Signed reserve/future contract
January 6	MILLER, Patrick, OT	Signed reserve/future contract
February 12	JOHNSON, Josh, DB	Signed
February 16	CASEY, Chance, DB	Signed
March 3	BEADLES, Zane, OL	Released
March 3	CLEMONS, Chris, DE	Released
March 9	BRANCH, Andre, DL	Contract expired
March 9	ANGER, Bryan, P	Contract expired
March 9	WISNIEWSKI, Stefan, C	Contract expired
March 9	HARBOR, Clay, TE	Contract expired
March 9	YOUNG, Sam, OL	Contract expired
March 9	PIERCE, Bernard, RB	Contract expired
March 10	GERHART, Toby, RB	Released
March 10	IVORY, Chris, RB	Signed contract (UFA - NYJ)
March 10	JACKSON, Malik, DL	Signed contract (UFA - Den.)
March 10	NORTMAN, Brad, P	Signed contract (UFA - Car.)
March 10	GIPSON, Tashaun, S	Signed contract (UFA - Cle.)
March 11	BERNADEAU, Mackenzy, OL	Signed contract (UFA - Dal.)
March 11	AMUKAMARA, Prince, CB	Signed contract (UFA - NYG)
March 16	BEACHUM, Kelvin, OT	Signed contract (UFA - Pitt.)
March 31	COPELAND, Damian, WR	Released
April 4	HAWKINSON, Tanner, OL	Claimed off waivers
April 15	HAWKINSON, Tanner, OL	Placed on Reserve/Retired list
April 18	BROWN, Sergio, S	Released
April 28	RAMSEY, Jalen, CB	Drafted (1)
April 29	JACK, Myles, LB	Drafted (2)
April 29	NGAKOUE, Yannick, DE	Drafted (3)
April 30	DAY, Sheldon, DT	Drafted (4)
April 30	HOLMES, Tyrone, DE	Drafted (6a)
April 30	ALLEN, Brandon, QB	Drafted (6b)
April 30	WOODARD, Jonathan, DE	Drafted (7)
May 1	BODDY-CALHOUN, Brieann, CB	Agreed to terms
May 1	BOWMAN, Braedon, TE	Agreed to terms
May 1	HILL, Rashod, OT	Agreed to terms
May 1	HILTON, Mike, CB	Agreed to terms
May 1	OBBERKROM, Jaden, K	Agreed to terms
May 1	ROBINSON, Jamal, WR	Agreed to terms
May 1	SLATER, Pearce, OT	Agreed to terms
May 1	WILSON, Jarrod, S	Agreed to terms
May 1	WITTEK, Max, QB	Agreed to terms
May 5	ALLEN, Brandon, QB	Signed contract
May 5	HOLMES, Tyrone, DE	Signed contract
May 7	WOODARD, Jonathan, DE	Signed contract
May 11	CASEY, Chance, DB	Waived
May 11	WERNER, Bjoern, DE	Signed
May 13	JACK, Myles, LB	Signed contract
May 16	DAY, Sheldon, DT	Signed contract
May 17	OBBERKROM, Jaden, K	Waived
June 2	MILLER, Patrick, OT	Waived
June 2	OMAMEH, Patrick, OL	Signed contract
June 16	LOSTON, Craig, S	Waived
June 16	REYNOLDS, Rashaad, CB	Waived
June 16	SMITH, Quanterus, DE	Waived
June 16	QUIGLEY, Ryan, P	Signed contract
June 16	WYNN, Shane, WR	Signed contract
July 25	FICKEN, Sam, K	Signed contract
July 26	BOWANKO, Luke, OL	Placed on Active/PUP list
July 26	WOODARD, Jonathan, DE	Placed on Active/PUP list
July 26	HILTON, Mike, CB	Placed on Active/Non-Football Injury list
August 17	BAILLEY, Rasheed, WR	Waived
August 17	McCLENDON, Jacques, OL	Signed contract
August 17	GRAY, Jonas, RB	Waived/injured
August 17	BARNES, T.J., DT	Signed contract
August 23	WITTEK, Max, QB	Waived
August 23	MARSHALL, Cameron, RB	Signed contract
August 24	GRAY, Jonas, RB	Release via injury settlement
August 29	BARTU, Joplo, LB	Waived
August 29	EVANS, Shaq, WR	Waived
August 29	FICKEN, Sam, K	Waived
August 29	HILTON, Mike, CB	Waived
August 29	MARSHALL, Cameron, RB	Waived
August 29	McCRAY, Demetrius, CB	Waived
August 29	QUIGLEY, Ryan, P	Waived
August 29	ROBINSON, Jamal, WR	Waived
August 29	LINKENBACH, Jeff, OL	Placed on injured reserve
August 29	BOWANKO, Luke, OL	Placed on Reserve/PUP list
August 29	WOODARD, Jonathan, DE	Placed on Reserve/PUP list
August 29	WOLFF, Earl, S	Waived/injured
August 30	WERNER, Bjoern, DE	Waived
August 30	JACOBS, Nic, TE	Waived
August 30	SAMPLE, James, S	Placed on injured reserve
August 31	WASHINGTON, Tony, WR	Waived/injured
September 1	EVANS, Shaq, WR	Signed contract
September 2	BERNADEAU, Mackenzy, OL	Released
September 2	EVANS, Shaq, WR	Waived
September 2	LAWRENCE, Rashad, WR	Waived
September 2	BOWMAN, Braedon, TE	Waived
September 2	EDWARDS, Kadeem, OL	Waived
September 2	McCLENDON, Jacques, OL	Released
September 2	SLATER, Pearce, OT	Waived
September 2	HILL, Rashod, OT	Waived
September 2	WYNN, Shane, WR	Waived
September 2	BENN, Arrelious, WR	Released
September 2	DAVIS, Ryan, LB	Released
September 2	EVANS, Josh, S	Waived
September 2	HOLMES, Tyrone, DE	Waived
September 2	BENNETT, Michael, DT	Placed on injured reserve
September 2	ASH, Richard, DT	Waived
September 2	BARNES, T.J., DT	Waived

DATE	PLAYER	TRANSACTION
September 2	PORTER, Sean, LB	Waived
September 2	BODDY-CALHOUN, Brieann	Waived
September 2	ARMBRISTER, Thurston, LB	Waived
September 2	MARSHALL, Nick, CB	Waived
September 2	TRIPP, Jordan, LB	Waived
September 2	COLVIN, Aaron, CB	Placed on reserve/suspended by commissioner list
September 4	BANYARD, Joe, RB	Released
September 4	BROWN, Arthur, LB	Claimed off waivers from Baltimore
September 4	WELLS, Josh, OT	Placed on injured reserve
September 4	BENN, Arrelious, WR	Signed contract
September 4	PORTER, Sean, LB	Signed to practice squad
September 4	ASH, Richard, DT	Signed to practice squad
September 4	EVANS, Shaq, WR	Signed to practice squad
September 4	HILL, Rashod, OL	Signed to practice squad
September 4	LAWRENCE, Rashad, WR	Signed to practice squad
September 4	MARSHALL, Nick, CB	Signed to practice squad
September 4	WYNN, Shane, WR	Signed to practice squad
September 4	Huff, Marqueston, S	Claimed off waivers from Tennessee
September 5	ELLIS, Alex, TE	Signed to practice squad
September 5	HILL, Bronson, RB	Signed to practice squad
September 5	POUTASI, Jeremiah, OL	Signed to practice squad
September 6	EVANS, Shaq, WR	Placed on practice squad injured list
September 6	ROBINSON, Jamal, WR	Signed to practice squad
September 7	WOLFF, Earl, S	Waived via injury settlement
September 13	HUFF, Marqueston, S	Waived
September 13	EVANS, Shaq, WR	Released
September 15	ROBINSON, Jamal, WR	Released from the practice squad
September 15	HUFF, Marqueston, S	Signed to practice squad
September 24	WALTERS, Bryan, WR	Released
September 24	HILL, Rashod, OL	Signed to active roster
September 26	HILL, Rashod, OL	Waived
September 26	WALTERS, Bryan, WR	Signed
September 27	HILL, Rashod, OL	Signed to practice squad
October 4	JOECKEL, Luke, OL	Placed on reserve/injured list
October 5	HARRIS, Bryce, OL	Signed contract
October 10	DAVIS, Akeem, DB	Signed to practice squad
October 10	GRATZ, Dwayne, DB	Released
October 10	HUFF, Marqueston, S	Signed to Baltimore's 53-man roster
October 10	COLVIN, Aaron, CB	Activated to the 53-man roster
October 12	MARSHALL, Nick, CB	Signed to N.Y. Jets' 53-man roster
October 12	BALL, Marcus, DB	Signed to practice squad
October 17	LINKENBACH, Jeff, OL	Released from Reserve/Injured list
October 25	MILLER, Roy, DT	Placed on injured reserve
October 25	ASH, Richard, DT	Signed to active roster

JAGUARS UNOFFICIAL DEPTH CHART

OFFENSE

WR:	15 Allen Robinson	13 Rashad Greene Sr.	17 Arrelious Benn
TE:	80 Julius Thomas	83 Ben Koyack	
LT:	68 Kelvin Beachum	79 Bryce Harris	
LG:	77 Patrick Omameh	64 Chris Reed	
C:	65 Brandon Linder	69 Tyler Shatley	
RG:	60 A.J. Cann	64 Chris Reed	
RT:	78 Jermei Parnell	77 Patrick Omameh	
TE:	89 Mercedes Lewis	87 Neal Sterling	
WR:	88 Allen Hurns	11 Marqise Lee	81 Bryan Walters
QB:	5 Blake Bortles	7 Chad Henne	<u>10 Brandon Allen</u>
RB:	24 T.J. Yeldon	33 Chris Ivory	16 Denard Robinson 30 Corey Grant

DEFENSE

LEO:	<u>91 Yannick Ngakoue</u>	56 Dante Fowler Jr.	98 Chris Smith
DT:	90 Malik Jackson	99 Sen'Derrick Marks	<u>92 Sheldon Day</u>
DT:	95 Abry Jones	94 Richard Ash	
DE:	75 Jared Odrick	93 Tyson Alualu	99 Sen'Derrick Marks
WLB:	50 Telvin Smith	<u>44 Myles Jack</u>	
MLB:	51 Paul Posluszny	52 Hayes Pullard III	
OTTO:	<u>44 Myles Jack</u>	55 Dan Skuta	59 Arthur Brown
LCB:	21 Prince Amukamara	31 Davon House	
FS:	39 Tashaun Gipson	25 Peyton Thompson	
SS:	37 Johnathan Cyprien	<u>47 Jarrod Wilson</u>	
RCB:	<u>20 Jalen Ramsey</u>	22 Aaron Colvin	29 Josh Johnson

SPECIAL TEAMS

K:	2 Jason Myers		
P:	3 Brad Nortman		
LS:	46 Carson Tinker		
PH:	3 Brad Nortman		
KR:	11 Marqise Lee	30 Corey Grant	16 Denard Robinson
PR:	13 Rashad Greene Sr.	11 Marqise Lee	81 Bryan Walters

_____ = ROOKIE



2016 STATISTICS

REGULAR SEASON WEEK 9 AT KANSAS CITY

STARTERS

OFFENSIVE STARTERS

	WR	TE	LT	LG	C	RG	RT	TE	WR	QB	RB
9/11 vs. G.B.	A. Robinson	Thomas	Beachum	Joeckel	Linder	Cann	Parnell	Lewis	Hurns	Bortles	Yeldon
9/18 at S.D	A. Robinson	Thomas	Beachum	Joeckel	Linder	Cann	Parnell	Lewis	Hurns	Bortles	Yeldon
9/25 vs. BAL	A. Robinson	Thomas	Joeckel	Reed	Shatley	Cann	Parnell	Lewis	Hurns	Bortles	Yeldon
10/2 vs. IND	A. Robinson	Omameh (OL)	Beachum	Joeckel	Linder	Cann	Parnell	Lewis	Hurns	Bortles	Yeldon
10/16 at CHIA	A. Robinson	Thomas	Beachum	Omameh	Linder	Cann	Parnell	Lewis	Hurns	Bortles	Yeldon
10/23 vs. OAKA	A. Robinson	Thomas	Beachum	Omameh	Linder	Cann	Parnell	Lewis	Hurns	Bortles	Yeldon
10/27 at TENA	A. Robinson	Thomas	Beachum	Omameh	Linder	Cann	Parnell	Lewis	Hurns	Bortles	Yeldon
11/6 at K.C.											
11/13 vs. HOU											
11/20 at DET											
11/27 at BUF											
12/4 vs. DEN											
12/11 vs. MIN											
12/18 at HOU											
12/24 vs. TEN											
1/1 at IND											
TOTALS:	A. Robinson - 7	Thomas - 6	Beachum - 6	Joeckel - 3	Linder - 6	Cann - 7	Parnell - 7	Lewis - 7	Hurns - 7	Bortles - 7	Yeldon - 7
		Omameh (OL) - 1	Joeckel - 1	Reed - 1	Shatley - 1						
			Omameh - 3								

DEFENSIVE STARTERS

	LDE	DT	DT	LEO	OLB	MLB	OLB	LCB	RCB	SS	FS
9/11 vs. G.B.	Odrick	Jackson	Miller	Fowler	T. Smith	Posluszny	Ramsey (CB)	House	Amukamara	Cyprien	Gipson
9/18 at S.D	Odrick	Jackson	Miller	Ngakoue	T. Smith	Posluszny	Skuta	House	Ramsey	Cyprien	Gipson
9/25 vs. BAL	Alualu	Jackson	Miller	Ngakoue	T. Smith	Posluszny	Skuta	House	Ramsey	Cyprien	Gipson
10/2 vs. IND	Alualu	Jackson	Miller	Ngakoue	T. Smith	Posluszny	Jack	House	Ramsey	Cyprien	Gipson
10/16 at CHI	Odrick	Jackson	Miller	Ngakoue	T. Smith	Posluszny	Jack	Amukamara	Ramsey	Cyprien	Gipson
10/23 vs. OAK	Odrick	Jackson	Miller	Ngakoue	T. Smith	Posluszny	Jack	Amukamara	Ramsey	Cyprien	Gipson
10/27 at TEN	Alualu	Jackson	Jones	Ngakoue	T. Smith	Posluszny	Jack	Colvin	Ramsey	Cyprien	Gipson
11/6 at K.C.											
11/13 vs. HOU											
11/20 at DET											
11/27 at BUF											
12/4 vs. DEN											
12/11 vs. MIN											
12/18 at HOU											
12/24 vs. TEN											
1/1 at IND											
TOTALS:	Odrick - 4	Jackson - 6	Miller - 6	Fowler - 1	T. Smith - 6	Posluszny - 6	Ramsey (CB) - 1	House - 4	Amukamara - 1	Cyprien - 6	Gipson - 6
	Alualu - 2		Jones - 1	Ngakoue - 5			Skuta - 2	Amukamara - 2	Ramsey - 5		
							Jack - 3	Colvin - 1			

GAME-BY-GAME PARTICIPATION

	vs.	at	vs.	vs.	at	vs.	at	at	vs.	at	at	vs.	vs.	at	vs.	at	GAMES/ STARTS
	G.B	S.D.	BAL	IND	CHI	OAK	TEN	K.C.	HOU	DET	BUF	DEN	MIN	HOU	TEN	IND	
ALLEN	ina	ina	ina	ina	ina	ina	ina										0/0
ALUALU	ina	ina	DE	DE	P	P	DE										5/3
AMUKAMARA	RCB	ina	ina	P	LCB	LCB	P										5/2
BEACHUM	LT	LT	ina	LT	LT	LT	LT										6/6
BENN	P	P	P	P	P	P	P										7/0
BORTLES	QB	QB	QB	QB	QB	QB	QB										7/7
BROWN	P	P	P	P	P	P	P										7/0
CANN	RG	RG	RG	RG	RG	RG	RG										7/7
COLVIN	sus	sus	sus	sus	P	P	LCB										3/1
CYPRIEN	SS	SS	SS	SS	SS	SS	SS										7/7
DAY	P	P	P	P	P	P	P										7/0
FOWLER JR.	LEO	P	P	P	P	P	P										7/1
GIPSON	FS	FS	FS	FS	FS	FS	FS										7/7
GRANT	P	P	P	P	ina	ina	ina										4/0
GRATZ	P	P	P	ina	---	---	---										3/0
GREENE SR	P	P	P	P	ina	P	ina										5/0
HARRIS	---	---	---	---	ina	ina	ina										0/0
HENNE	DNP	DNP	DNP	DNP	DNP	DNP	DNP										0/0
HILL	ps	ps	P	ps	ps	ps	ps										1/0
HOUSE	LCB	LCB	LCB	LCB	P	P	P										7/4
HUFF	Sus	ps	ps	ps	---	---	---										0/0
HURNS	WR	WR	WR	WR	WR	WR	WR										7/7
IVORY	ina	ina	P	P	P	P	P										5/0
JACK	P	P	P	OTTO	OTTO	OTTO	OTTO										7/4
JACKSON	DT	DT	DT	DT	DT	DT	DT										7/7
JOEKEL	LG	LG	LT	LG	IR	IR	IR										4/4
JOHNSON	ina	P	P	P	ina	ina	ina										3/0
JONES	P	P	P	P	P	P	DT										7/1
KOYACK	P	P	ina	ina	ina	P	P										4/0
LEE	P	P	P	P	P	P	P										7/0
LEWIS	TE	TE	TE	TE	TE	TE	TE										7/7
LINDER	C	C	ina	C	C	C	C										6/6
MARKS	P	P	P	P	P	P	P										7/0
MILLER III	DT	DT	DT	DT	DT	DT	IR										6/6
MYERS	P	P	P	P	P	P	P										7/0
NGAKOUE	P	LEO	LEO	LEO	LEO	LEO	LEO										7/6
NORTMAN	P	P	P	P	P	P	P										7/0
ODRICK	DE	DE	ina	ina	DE	DE	ina										4/4
OMAMEH	P	P	P	OL	LG	LG	LG										7/4
PARNELL	RT	RT	RT	RT	RT	RT	RT										7/7
POSŁUSZNY	MLB	MLB	MLB	MLB	MLB	MLB	MLB										7/7
PULLARD III	P	P	P	P	P	P	P										7/0
RAMSEY	CB	RCB	RCB	RCB	RCB	RCB	RCB										7/7
REED	ina	ina	LG	ina	P	P	P										4/1
A. ROBINSON	WR	WR	WR	WR	WR	WR	WR										7/7
D. ROBINSON	P	P	P	P	P	P	P										7/0
SHATLEY	P	P	C	P	P	P	P										7/1

POS=Started; P=Played; DNP=Did not play; ina= Inactive; ps=Practice squad; ---=Not on roster;

GAME-BY-GAME PARTICIPATION

	vs. G.B	at S.D.	vs. BAL	vs. IND	at CHI	vs. OAK	at TEN	at K.C.	vs. HOU	at DET	at BUF	vs. DEN	vs. MIN	at HOU	vs. TEN	at IND	GAMES/ STARTS
SKUTA	P	OTTO	OTTO	ina	P	P	P										6/2
C. SMITH	ina	ina	ina	P	ina	ina	P										2/0
T. SMITH	WLB	WLB	WLB	WLB	WLB	WLB	WLB										7/7
STERLING	P	P	P	P	ina	ina	ina										4/0
THOMAS	TE	TE	TE	ina	TE	TE	TE										6/6
THOMPSON	P	P	P	P	P	P	P										7/0
WALTERS	ina	ina	---	P	P	ina	P										3/0
WILSON	P	P	P	P	P	P	P										7/0
YELDON	RB	RB	RB	RB	RB	RB	RB										7/7

POS=Started; P=Played; DNP=Did not play; ina= Inactive; ps=Practice squad; ---=Not on roster;

NFI= Reserve/non-football injury; PUP=Reserve/physically unable to perform; IR=Injured reserve; Sus=Suspended

2016 JACKSONVILLE JAGUARS

REGULAR SEASON GAME-BY-GAME STATISTICS

Receiving		A.Robinson				A.Hurns				M.Lee									
Date	Opponent	Tar	Rec	Yds.	Avg.	LG	TD	Tar	Rec	Yds.	Avg.	LG	TD	Tar	Rec	Yds.	Avg.	LG	TD
9/11	Green Bay	15	6	72	12.0	22	0	5	4	75	18.8	38	0	4	2	22	11.0	12	0
9/18	@ San Diego	5	3	54	18.0	35	0	10	5	64	12.8	24	0	7	5	75	15.0	22	0
9/25	Baltimore	11	7	57	8.1	14	2	8	4	40	10.0	17	0	7	5	44	8.8	20	0
10/2	Indianapolis	10	5	55	11.0	17	1	4	2	47	23.5	42t	1	6	4	28	7.0	13	0
10/16	@ Chicago	6	3	49	16.3	18	0	11	5	74	14.8	29	0	6	6	61	10.2	14	0
10/23	Oakland	8	2	9	4.5	5	0	7	4	45	11.3	22	0	8	7	107	15.3	38	0
10/27	@ Tennessee	15	6	70	11.7	21	0	11	7	98	14.0	31	1	3	1	21	21.0	21	0
TOTALS		70	32	366	11.4	35	3	56	31	443	14.3	42t	2	41	30	358	11.9	38	0

Receiving		T.Yeldon				J.Thomas				M.Lewis									
Date	Opponent	Tar	Rec	Yds.	Avg.	LG	TD	Tar	Rec	Yds.	Avg.	LG	TD	Tar	Rec	Yds.	Avg.	LG	TD
9/11	Green Bay	6	4	30	7.5	11	0	5	5	64	12.8	22t	1	2	2	48	24.0	37	0
9/18	@ San Diego	9	8	10	1.3	8	0	7	4	71	17.8	24	0	3	2	17	8.5	13	1
9/25	Baltimore	3	2	11	5.5	6	0	5	2	13	6.5	8	0	3	3	20	6.7	7	0
10/2	Indianapolis	5	4	46	11.5	16	0			Inactive				2	1	12	12.0	12	0
10/16	@ Chicago	2	1	5	5.0	5	0	4	2	28	14.0	15	0	1	0	0	0.0	0	0
10/23	Oakland	2	1	4	4.0	4	0	7	3	20	6.7	9t	1	3	1	11	11.0	11	0
10/27	@ Tennessee	4	4	36	9.0	12	0	6	3	28	9.3	10t	1	6	4	23	5.8	9	0
TOTALS		31	24	142	5.9	16	0	34	19	224	11.8	24	3	20	13	131	10.1	37	1

Receiving		C.Ivory				B.Koyack				R.Greene									
Date	Opponent	Tar	Rec	Yds.	Avg.	LG	TD	Tar	Rec	Yds.	Avg.	LG	TD	Tar	Rec	Yds.	Avg.	LG	TD
9/11	Green Bay							0	0	0	0	0	0	2	1	9	9.0	9	0
9/18	@ San Diego							0	0	0	0	0	0	3	1	7	7.0	7	0
9/25	Baltimore	1	1	9	9.0	9	0			Inactive				0	0	0	0	0	0
10/2	Indianapolis	1	0	0	0.0	0	0			Inactive				1	1	8	8.0	8	0
10/16	@ Chicago	2	2	3	1.5	2	0	0	0	0	0	0	0			Inactive			
10/23	Oakland	4	2	3	1.5	3	0	0	0	0	0	0	0	2	2	8	4.0	5	0
10/27	@ Tennessee	1	1	6	6.0	6	0	5	5	41	8.2	14	0			Inactive			
TOTALS		9	6	21	3.5	9	0	5	5	41	8.2	14	0	8	5	32	6.4	9	0

2016 JACKSONVILLE JAGUARS

REGULAR SEASON GAME-BY-GAME STATISTICS

Receiving		A.Benn				B.Walters				C.Grant									
Date	Opponent	Tar	Rec	Yds.	Avg.	LG	TD	Tar	Rec	Yds.	Avg.	LG	TD	Tar	Rec	Yds.	Avg.	LG	TD
9/11	Green Bay	0	0	0	0	0	0	Inactive						0	0	0	0	0	0
9/18	@ San Diego	2	1	9	9.0	9	0	Inactive						1	1	15	15.0	15t	1
9/25	Baltimore	0	0	0	0	0	0	Not on Team						0	0	0	0	0	0
10/2	Indianapolis	2	1	1	1.0	1	0	1	0	0	0.0	0	0	0	0	0	0	0	0
10/16	@ Chicago	1	1	51	51.0	51t	1	0	0	0	0	0	0	Inactive					
10/23	Oakland	2	1	39	39.0	39	0	Inactive						Inactive					
10/27	@ Tennessee	1	0	0	0.0	0	0	2	2	14	7.0	7t	1	Inactive					
TOTALS		8	4	100	25.0	51t	1	3	2	14	7.0	7t	1	1	1	15	15.0	15t	1

Receiving		D.Robinson				N.Sterling							
Date	Opponent	Tar	Rec	Yds.	Avg.	LG	TD	Tar	Rec	Yds.	Avg.	LG	TD
9/11	Green Bay	0	0	0	0	0	0	0	0	0	0	0	0
9/18	@ San Diego	2	1	7	7.0	7	0	0	0	0	0	0	0
9/25	Baltimore	0	0	0	0	0	0	0	0	0	0	0	0
10/2	Indianapolis	0	0	0	0	0	0	1	1	10	10.0	10	0
10/16	@ Chicago	0	0	0	0	0	0	Inactive					
10/23	Oakland	0	0	0	0	0	0	Inactive					
10/27	@ Tennessee	0	0	0	0	0	0	Inactive					
TOTALS		2	1	7	7.0	7	0	1	1	10	10.0	10	0

Punt Returns		R.Greene				M.Lee							
Date	Opponent	No.	Yds.	Avg.	LG	FC	TD	No.	Yds.	Avg.	LG	FC	TD
9/11	Green Bay	1	14	14.0	14	1	0	0	0	0	0	0	0
9/18	@ San Diego	2	9	4.5	8	1	0	0	0	0	0	0	0
9/25	Baltimore	5	51	10.2	42	0	0	0	0	0	0	0	0
10/2	Indianapolis	2	12	6.0	12	0	0	0	0	0	0	0	0
10/16	@ Chicago							1	3	3.0	3	3	0
10/23	Oakland	5	20	4.0	8	0	0	0	0	0	0	0	0
10/27	@ Tennessee							1	0	0.0	0	0	0
TOTALS		15	106	7.1	42	2	0	2	3	1.5	3	3	0

2016 JACKSONVILLE JAGUARS

REGULAR SEASON GAME-BY-GAME STATISTICS

Punt Returns		B. Walters					
Date	Opponent	No.	Yds.	Avg.	LG	FC	TD
9/11	Green Bay				Inactive		
9/18	@ San Diego				Inactive		
9/25	Baltimore				Not on Team		
10/2	Indianapolis	0	0	0.0	0	0	0
10/16	@ Chicago	0	0	0.0	0	1	0
10/23	Oakland				Inactive		
10/27	@ Tennessee	1	0	0.0	0	1	0
TOTALS		1	0	0.0	0	2	0

KO Returns		C. Grant					M. Lee						
Date	Opponent	No.	Yds.	Avg.	LG	FC	TD	No.	Yds.	Avg.	LG	FC	TD
9/11	Green Bay	2	51	25.5	32	0	0	0	0	0	0	0	0
9/18	@ San Diego	3	67	22.3	24	0	0	0	0	0	0	0	0
9/25	Baltimore	3	58	19.3	25	0	0	0	0	0	0	0	0
10/2	Indianapolis	4	80	20.0	28	0	0	1	26	26.0	26	0	0
10/16	@ Chicago				Inactive			4	93	23.3	34	0	0
10/23	Oakland				Inactive			2	45	22.5	25	0	0
10/27	@ Tennessee				Inactive			7	164	23.4	34	0	0
TOTALS		12	256	21.3	32	0	0						

KO Returns		A. Benn					
Date	Opponent	No.	Yds.	Avg.	LG	FC	TD
9/11	Green Bay	0	0	0.0	0	0	0
9/18	@ San Diego	0	0	0.0	0	0	0
9/25	Baltimore	1	0	0.0	0	0	0
10/2	Indianapolis	0	0	0.0	0	0	0
10/16	@ Chicago	0	0	0.0	0	0	0
10/23	Oakland	0	0	0.0	0	0	0
10/27	@ Tennessee	0	0	0.0	0	0	0
TOTALS		1	0	0.0	0	0	0

2016 JACKSONVILLE JAGUARS

REGULAR SEASON GAME-BY-GAME STATISTICS

Punting		B.Nortman						
Date	Opponent	No.	Yds.	Avg.	TB	In20	LG	Net
9/11	Green Bay	2	125	62.5	0	2	67	62.5
9/18	@ San Diego	4	179	44.8	0	2	56	39.5
9/25	Baltimore	6	249	41.5	1	2	49	38.2
10/2	Indianapolis	5	269	53.8	1	1	78	46.2
10/16	@ Chicago	5	275	55.0	0	2	60	52.2
10/23	Oakland	5	239	47.8	0	0	56	39.6
10/27	@ Tennessee	6	275	45.8	1	1	60	41.0
TOTALS		33	1611	48.8	3	10	78	43.9

Placekicking		J.Myers								
Date	Opponent	KO	KO Yds	TB	XP Att	XP	FG Att	FG	Long	Points
9/11	Green Bay	6	386	5	2	2	3	3	50	11
9/18	@ San Diego	3	86	1	2	2	1	0	0	2
9/25	Baltimore	4	260	4	2	2	2	1	49	5
10/2	Indianapolis	6	392	4	3	3	3	3	49	12
10/16	@ Chicago	4	260	4	2	2	1	1	30	5
10/23	Oakland	5	273	4	1	1	3	3	44	10
10/27	@ Tennessee	4	196	2	2	2	0	0	0	2
TOTALS		32	1653	24	14	14	13	11	50	47

2015 MISCELLANEOUS STATISTICS

REGULAR SEASON HIGHS & LOWS

	JAGUARS		OPPONENTS	
	HIGH	LOW	HIGH	LOW
Points	30 vs. IND	14 at SD	38 by SD	16 by CHI
First Downs	23 vs. IND	14 vs. BAL	25 by SD	18 by GB, BAL (at JAX)
Total Offense	388 at SD	216 vs. BAL	494 by TEN	283 by BAL (at JAX)
Net Yards Rushing	136 at IND	48 vs. GB, vs. BAL	214 by TEN	84 by BAL (at JAX)
Net Yards Passing	322 at TEN	168 vs. BAL	297 by CHI	199 by GB, BAL (at JAX)
Offensive Plays	68 vs. GB	55 at CHI	77 by CHI	60 by GB (at JAX)
Rushing Attempts	29 vs. IND	11 at SD	43 by TEN	22 by BAL (at JAX)
Pass Attempts	54 at TEN	33 vs. IND, at CHI	49 by CHI	25 by SD
Pass Completions	33 at TEN	19 vs. IND	30 by CHI	17 by SD
Passes Had Intercepted	3 vs. BAL	0 vs. IND, at TEN	2 by BAL (at JAX)	0, five times (last at TEN)
Sacks Allowed	4 vs. BAL	1 vs. OAK	3 by SD	0 by OAK (at JAX), by TEN
Fumbles	2, three times (last at TEN)	0 vs. BAL	1, six times (last by TEN)	-
Fumbles Lost	1, four times (last at TEN)	0 vs. GB, vs. BAL	1 by SD, BAL	0, four times (last at TEN)
Total Turnovers	3, three times (last vs. OAK)	1 vs. GB, at TEN	3 by BAL (at JAX)	0, five times (last at TEN)
Penalties	14 at SD	5 at CHI	11 by OAK (at JAX)	3 by SD
Yards Penalized	145 vs. IND	50 at CHI	117 by OAK (at JAX)	23 by SD
Time of Possession	31:23 vs. GB	24:13 at CHI	35: 47 by CHI	28:37 by GB (at JAX)
Defensive Interceptions	2 vs. BAL	0, five times (last at TEN)	3 by BAL	0 by IND (at JAX), by TEN
Total Takeaways	3 vs. BAL	0, three times (last at TEN)	3 by BAL	1 by GB (at JAX)
Longest Drive (plays)	14 vs. GB, vs. IND	1 vs. GB, at CHI	16 by GB, by CHI	1 by GB, BAL
Longest Drive (yards)	91 at TEN	-11 vs. BAL	90 by TEN	-14, by OAK (at JAX)
Third Down Conversions	6 vs. BAL, at TEN	2 at SD, at CHI	9 by IND (at JAX), by TEN	3 by BAL (at JAX)

REGULAR SEASON INDIVIDUAL HIGHS

	JAGUARS	OPPONENTS
Yards Rushing	71 (Yeldon vs. IND)	123 (Murray, TEN)
Rushing Attempts	21 (Yeldon vs. GB)	24 (Gordon, SD)
Rushing TDs	1 by three players (last: Ivory at CHI)	2 (Murray, OAK)
Receptions	8 (Yeldon at SD)	11 (Meredith, CHI)
Yards Receiving	107 (Lee vs. OAK)	115 (Benjamin, SD)
Receiving TDs	2 (A.Robinson vs. BAL)	2 (Benjamin, SD)
Combined Yards (rush/rec)	117 (by Yeldon vs. IND)	128 (Murray, TEN)
All-Purpose Yards	117 (by Yeldon vs. IND)	128 (Murray, TEN)
Yards Passing	337 (Bortles at TEN)	302 (Hoyer, CHI)
Pass Attempts	54 (Bortles at TEN)	50 (Hoyer, CHI)
Pass Completions	33 (Bortles at TEN)	30 (Hoyer, CHI)
TD Passes	2 (Bortles at SD)	4 (Rivers, SD)
Interceptions Thrown	3 (Bortles vs. BAL)	2 (Flacco, BAL)
Longest Run	42 (Ivory vs. OAK)	29 (Washington, OAK)
Longest Pass Completion	51 (Bortles to Benn at CHI)	64 (TD) (Luck to Dorsett, IND)
Longest Kickoff Return	34 (Lee vs. OAK)	39 (Bray, IND)
Longest Punt Return	42 (Greene Sr vs. BAL)	16 (Richard, OAK)
Longest INT Return	30 (Gipson vs. BAL)	40 (Nelson, OAK)
Longest Punt	78 (Nortman vs. IND)	60 (King, OAK)
Longest Field Goal	50 (Myers vs. GB)	54 (Tucker, BAL)
Touchdowns Scored	2 (A.Robinson vs. BAL)	2 (Benjamin, SD, Murray, OAK)
Points Scored	12 (A.Robinson vs. BAL, Myers vs. IND)	15 (Janikowski, OAK)

SCORING BY QUARTERS

	JAGUARS					OPPONENTS					Total
	1	2	3	4	OT	1	2	3	4	OT	
9/11 vs. G.B	7=	10#	3	3	0	7=	14##	3	3	0	27
9/18 at S.D	0	0	0	14##	0	7=	14##	14##	3	0	38
9/25 vs. BAL	0	7#	7#	3	0	7=	6	3	3	0	19
10/2 vs. IND	7#	10=	6	7#	0	3	3	0	21=##	0	27
10/16 at CHI	0	0	0	17=#	0	0	10=	3	3	0	16
10/23 vs. OAK	0	6	3	7#	0	3	17*#	3	10*	0	33
10/27 at TEN	0	0	8#	14##	0	3	24#**	6#	3	0	36
11/6 at K.C.											
11/13 vs. HOU											
11/20 at DET											
11/27 at BUF											
12/4 vs. DEN											
12/11 vs. MIN											
12/18 at HOU											
12/24 vs. TEN											
1/1 at IND											

*=TD rushing // #=TD Passing // @=TD on INT return // %=TD on punt return // ^=TD on fumble return // &=TD on blocked FG // !=TD on kickoff return // ~=TD on blocked punt return

PLAYS OF 30+ YARDS

	95	96	97	98	99	00	01	02	03	04	05	06	07	08	09	10	11	12	13	14	15	16	Total
Jimmy Smith	2	8	9	12	8	9	4	3	6	9	5												75
Fred Taylor				8	5	4		4	4	6	1	5	5	1									43
Maurice Jones-Drew												6	4	1	6	3	6	1	3				30
Keenan McCardell		5	7	3	2	5	4																26
Mercedes Lewis												1		1	4	1	1		3	2	1	1	15
Allen Hurns																			5	5	4		14
Allen Robinson																					13	1	14
Ernest Wilford									3	5	3	2		1									14
Reggie Williams										2	6	3	2										13
Cecil Shorts III																9	1	3					13
Matt Jones										4	4	2	2										12
James Stewart	1	1	4	1	3																		10
Willie Jackson	3	5	1																				9
Justin Blackmon																6	2						8
Kyle Brady				1	3		2			1													7
Mike Sims-Walker														1	4	2							7
Margise Lee																			5		1		6
Pete Mitchell	1	1	1	1				1															5
Dennis Northcutt												2	3										5
Mike Thomas																3	2						5
Denard Robinson																			3	1			4
Andre Rison		4																					4
Jason Hill																3	1	0	0				4
Reggie Barlow				1	2																		3
Damon Jones				1	1		1																3
Mike Brown																		3					3
Montell Owens														1			2						3
Clay Harbor																		1	2				3
T.J. Yeldon																					3		3
Jordan Todman																		2	1				3
Arrelious Benn																						2	2
Julius Thomas																					2		2
Rich Griffith	2																						2
Curtis Marsh	2																						2
Mark Brunell		1					1																2
Tavian Banks				1	1																		2
Alvis Whitted				1		1																	2
Anthony Johnson						2																	2
R. Jay Soward						2																	2
Patrick Johnson								2															2
Bobby Shaw								2															2
David Garrard								1							1								2
Matthew Hatchette									2														2
Troy Edwards									1	1													2
LaBrandon Toefield									1		1												2
George Wrihster									1					1									2
John Broussard													2										2
Jerry Porter															2								2
Torry Holt																2							2
Zach Miller																1	1						2
Ace Sanders																			2				2
Chris Ivory																						1	1
Bryan Walters																						1	1
Blake Bortles																				1			1
Randy Jordan	1																						1
Natrone Means		1																					1
Stacey Mack							1																1
Kevin Lockett									1														1
Jermaine Lewis										1													1
Marc Edwards										1													1
David Allen										1													1
Todd Yoder											1												1
Brian Jones												1											1
Alvin Pearman												1											1
Greg Estandia													1										1
Jarett Dillard																1							1
Nate Hughes																1							1
Rashad Jennings																	1						1
Laurent Robinson																		1					1
Jordan Shipley																		1					1
Danny Noble																				1			1
Total	12	26	22	29	23	26	11	16	18	20	21	25	22	14	21	14	10	20	18	26	27	418	

PLAYS OF 30+ YARDS - LAST 10 SEASONS

2016

1. 37.....Blake Bortles to Mercedes Lewis
2. 30.....Blake Bortles to Allen Hurns
3. 38.....Blake Bortles to Allen Hurns
4. 35.....Blake Bortles to Allen Robinson
5. 42t.....Blake Bortles to Allen Hurns
6. 51t.....Blake Bortles to Arrelious Benn
7. 42.....Chris Ivory (run)
8. 39.....Blake Bortles to Arrelious Benn
9. 38.....Blake Bortles to Marqise Lee
10. 31.....Blake Bortles to Allen Hurns

2015

1. 36.....Blake Bortles to Allen Robinson
2. 52t.....Blake Bortles to Allen Robinson
3. 46.....Blake Bortles to Allen Robinson
4. 37.....Blake Bortles to Allen Robinson
5. 59t.....Blake Bortles to Allen Hurns
6. 48.....Blake Bortles to Allen Robinson
7. 36.....T.J. Yeldon (run)
8. 59.....Blake Bortles to Allen Hurns
9. 31.....Blake Bortles to Allen Hurns
10. 45.....T.J. Yeldon (run)
11. 44.....Blake Bortles to Allen Robinson
12. 33.....Blake Bortles to Allen Robinson
13. 30t.....Blake Bortles to Allen Hurns
14. 31.....Blake Bortles to Bryan Walters
15. 38.....Blake Bortles to Allen Robinson
16. 34.....Blake Bortles to Julius Thomas
17. 31.....Blake Bortles to Allen Robinson
18. 44.....Blake Bortles to Allen Robinson
19. 67.....Blake Bortles to T.J. Yeldon
20. 30.....Blake Bortles to Julius Thomas
21. 80t.....Blake Bortles to Allen Hurns
22. 31.....Denard Robinson (run)
23. 30.....Blake Bortles to Marqise Lee
24. 37.....Blake Bortles to Allen Robinson
25. 90t.....Blake Bortles to Allen Robinson
26. 36.....Blake Bortles to Allen Robinson
27. 45.....Blake Bortles to Mercedes Lewis

2014

1. 34t..... Chad Henne to Allen Hurns
2. 46..... Chad Henne to Allen Hurns
3. 63t..... Chad Henne to Mercedes Lewis
4. 54..... Chad Henne to Allen Robinson
5. 63t..... Blake Bortles to Allen Hurns
6. 44..... Blake Bortles to Allen Hurns
7. 30..... Blake Bortles to Clay Harbor
8. 59..... Blake Bortles to Clay Harbor
9. 31t..... Blake Bortles to Allen Robinson
10. 41..... Denard Robinson (run)
11. 32..... Blake Bortles (run)
12. 48t..... Blake Bortles to Allen Robinson
13. 39..... Denard Robinson (run)
14. 40t..... Blake Bortles to Allen Hurns
15. 32t..... Denard Robinson (run)
16. 53..... Blake Bortles to Cecil Shorts III
17. 32..... Blake Bortles to Cecil Shorts III
18. 31..... Blake Bortles to Allen Robinson
19. 37..... Blake Bortles to Marqise Lee
20. 30..... Blake Bortles to Marqise Lee
21. 31..... Blake Bortles to Marqise Lee
22. 35..... Blake Bortles to Mercedes Lewis
23. 30..... Blake Bortles to Cecil Shorts III
24. 33..... Blake Bortles to Marqise Lee
25. 34..... Blake Bortles to Marqise Lee
26. 62t..... Jordan Todman (run)

2013

1. 30..... Chad Henne to Ace Sanders
2. 59..... Chad Henne to Cecil Shorts III
3. 31..... Blaine Gabbert to Clay Harbor
4. 67..... Blaine Gabbert to J. Blackmon
5. 39..... Chad Henne to J. Blackmon
6. 43..... Chad Henne to Mike Brown
7. 32..... Chad Henne to Mike Brown
8. 31..... Chad Henne to Mike Brown
9. 30..... Maurice Jones-Drew (run)
10. 62..... Chad Henne to Danny Noble
11. 51..... Chad Henne to Ace Sanders
12. 44..... Maurice Jones-Drew (run)
13. 48..... Maurice Jones-Drew (run)
14. 41..... Chad Henne to M. Lewis
15. 33..... Jordan Todman (run)
16. 30..... Chad Henne to Jordan Todman
17. 30..... Chad Henne to M. Lewis
18. 36..... Chad Henne to M. Lewis

2012

1. 39t..... Blaine Gabbert to Cecil Shorts III
2. 32..... Blaine Gabbert to Laurent Robinson
3. 59t..... Maurice Jones-Drew run
4. 80t..... Blaine Gabbert to Cecil Shorts III
5. 34..... Blaine Gabbert to Cecil Shorts III
6. 42t..... Blaine Gabbert to Cecil Shorts III
7. 36..... Blaine Gabbert to Justin Blackmon
8. 35..... Blaine Gabbert to Cecil Shorts III
9. 52..... Blaine Gabbert to Cecil Shorts III
10. 63..... Chad Henne to Justin Blackmon
11. 67t..... Chad Henne to Cecil Shorts III
12. 39..... Chad Henne to Justin Blackmon
13. 81t..... Chad Henne to Justin Blackmon
14. 59t..... Chad Henne to Cecil Shorts III
15. 32t..... Montell Owens run
16. 38..... Chad Henne to Justin Blackmon
17. 30..... Chad Henne to Cecil Shorts III
18. 36..... Chad Henne to Jordan Shipley
19. 53..... Chad Henne to Montell Owens

- 9-11-16 vs. Green Bay
- 9-11-16 vs. Green Bay
- 9-11-16 vs. Green Bay
- 9-18-16 at San Diego
- 10-2-16 vs. Indianapolis
- 10-16-16 at Chicago
- 10-23-16 vs. Oakland
- 10-23-16 vs. Oakland
- 10-23-16 vs. Oakland
- 10-27-16 at Tennessee

- 9-20-15 vs. Miami
- 9-20-15 vs. Miami
- 9-20-15 vs. Miami
- 9-27-15 at New England
- 9-27-15 at New England
- 10-4-15 at Indianapolis
- 10-4-15 at Indianapolis
- 10-11-15 at Tampa Bay
- 10-25-15 vs. Buffalo
- 11-8-15 at New York Jets
- 11-8-15 at New York Jets
- 11-8-15 at New York Jets
- 11-8-15 at New York Jets
- 11-19-15 vs. Tennessee
- 11-19-15 vs. Tennessee
- 11-29-15 vs. San Diego
- 12-6-15 at Tennessee
- 12-6-15 at Tennessee
- 12-6-15 at Tennessee
- 12-13-15 vs. Indianapolis
- 12-13-15 vs. Indianapolis
- 12-13-15 vs. Indianapolis
- 12-20-15 vs. Atlanta
- 12-27-15 at New Orleans
- 12-27-15 at New Orleans
- 1-3-16 at Houston
- 1-3-16 at Houston

- 9-7-14 at Philadelphia
- 9-7-14 at Philadelphia
- 9-14-14 at Washington
- 9-14-14 at Washington
- 9-21-14 vs. Indianapolis
- 9-28-14 at San Diego
- 9-28-14 at San Diego
- 10-12-14 at Tennessee
- 10-19-14 vs. Cleveland
- 10-26-14 vs. Miami
- 10-26-14 vs. Miami
- 10-26-14 vs. Miami
- 11-2-14 at Cincinnati
- 11-2-14 at Cincinnati
- 11-9-14 vs. Dallas
- 11-9-14 vs. Dallas
- 11-9-14 vs. Dallas
- 11-9-14 vs. Dallas
- 11-23-14 at Indianapolis
- 11-30-14 vs. New York Giants
- 12-7-14 vs. Houston
- 12-7-14 vs. Houston
- 12-14-14 at Baltimore
- 12-18-14 vs. Tennessee
- 12-18-14 vs. Tennessee
- 12-18-14 vs. Tennessee

- 9-15-13 at Oakland
- 9-22-13 at Seattle
- 9-29-13 vs. Indianapolis
- 10-6-13 at St. Louis
- 10-6-13 at St. Louis
- 10-20-13 vs. San Diego
- 10-20-13 vs. San Diego
- 10-20-13 vs. San Diego
- 10-27-13 vs. San Francisco (London)
- 11-17-13 vs. Arizona
- 11-24-13 at Houston
- 11-24-13 at Houston
- 12-5-13 vs. Houston
- 12-5-13 vs. Houston
- 12-15-13 vs. Buffalo
- 12-15-13 vs. Buffalo
- 12-22-13 vs. Tennessee
- 12-29-13 at Indianapolis

- 9-9-12 at Minnesota
- 9-16-12 vs. Houston
- 9-23-12 at Indianapolis
- 9-23-12 at Indianapolis
- 10-7-12 vs. Chicago
- 10-21-12 at Oakland
- 10-28-12 at Green Bay
- 10-28-12 at Green Bay
- 11-8-12 vs. Indianapolis
- 11-18-12 at Houston
- 11-18-12 at Houston
- 11-18-12 at Houston
- 11-18-12 at Houston
- 11-25-12 vs. Tennessee
- 12-9-12 vs. New York Jets
- 12-16-12 at Miami
- 12-16-12 at Miami
- 12-23-12 vs. New England
- 12-23-12 vs. New England

20. 30t..... Chad Henne to Justin Blackmon

2011

1. 39..... Maurice Jones-Drew run
2. 36t..... Blaine Gabbert to Mike Thomas
3. 47..... Blaine Gabbert to Mike Thomas
4. 41..... Maurice Jones-Drew run
5. 74t..... Blaine Gabbert to Jason Hill
6. 31..... Blaine Gabbert to Maurice Jones-Drew
7. 48t..... Blaine Gabbert to Maurice Jones-Drew
8. 62..... Blaine Gabbert to Mercedes Lewis
9. 43..... Maurice Jones-Drew run
10. 56..... Maurice Jones-Drew run

2010

1. 33..... Mike Thomas run
2. 42t..... David Garrard to Mercedes Lewis
3. 39..... David Garrard to Mike Sims-Walker
4. 52t..... David Garrard to Zach Miller
5. 50t..... David Garrard to Mike Thomas
6. 75..... David Garrard to Maurice Jones-Drew
7. 37..... Maurice Jones-Drew run
8. 48t..... David Garrard to Jason Hill
9. 74t..... Rashad Jennings run
10. 30t..... Maurice Jones-Drew run
11. 39..... David Garrard to Mike Thomas
12. 31..... David Garrard to Mike Sims-Walker
13. 37..... David Garrard to Jason Hill
14. 44..... Trent Edwards to Jason Hill

2009

1. 36..... Maurice Jones-Drew run
2. 34..... David Garrard to Mike Sims-Walker
3. 30..... David Garrard run
4. 61t..... Maurice Jones-Drew run
5. 33t..... David Garrard to Mercedes Lewis
6. 41..... David Garrard to Torry Holt
7. 35..... David Garrard to Mike Sims-Walker
8. 80t..... Maurice Jones-Drew run
9. 79t..... Maurice Jones-Drew run
10. 33..... David Garrard to Jarett Dillard
11. 61t..... David Garrard to Mike Sims-Walker
12. 45..... David Garrard to Mike Sims-Walker
13. 33t..... Maurice Jones-Drew run
14. 33..... David Garrard to Mercedes Lewis
15. 35..... David Garrard to Mercedes Lewis
16. 30..... David Garrard to Ernest Wilford
17. 47..... David Garrard to Mercedes Lewis
18. 35t..... David Garrard to Nate Hughes
19. 62..... David Garrard to Zach Miller
20. 63..... David Garrard to Torry Holt
21. 30..... Maurice Jones-Drew run

2008

1. 33..... David Garrard to Matt Jones
2. 34..... Fred Taylor run
3. 41t..... Montell Owens run
4. 32..... David Garrard to Mike Walker
5. 46t..... Maurice Jones-Drew run
6. 30t..... David Garrard to Mercedes Lewis
7. 32..... David Garrard to Reggie Williams
8. 35..... David Garrard to Matt Jones
9. 31..... David Garrard to Jerry Porter
10. 30..... David Garrard to Reggie Williams
11. 33..... David Garrard to Jerry Porter
12. 41..... David Garrard to Dennis Northcutt
13. 35..... David Garrard to Dennis Northcutt
14. 30t..... David Garrard to Dennis Northcutt

2007

1. 47t..... David Garrard to John Broussard
2. 33..... David Garrard to Ernest Wilford
3. 52t..... Maurice Jones-Drew run
4. 40..... David Garrard to Dennis Northcutt
5. 76..... Fred Taylor run
6. 57t..... Maurice Jones-Drew run
7. 30..... Quinn Gray to Greg Estandia
8. 80t..... Quinn Gray to Reggie Williams
9. 56..... Quinn Gray to John Broussard
10. 30..... Maurice Jones-Drew run
11. 36t..... David Garrard to Reggie Williams
12. 36..... David Garrard to George Wriehster
13. 50t..... Fred Taylor run
14. 59t..... David Garrard to Reggie Williams
15. 35..... David Garrard to Ernest Wilford
16. 80t..... Fred Taylor run
17. 38..... Fred Taylor run
18. 55t..... David Garrard to Dennis Northcutt
19. 62t..... Fred Taylor run
20. 43..... David Garrard to Maurice Jones-Drew
21. 37t..... David Garrard to Matt Jones
22. 48..... Quinn Gray to Matt Jones
23. 43t..... David Garrard to Maurice Jones-Drew
24. 32..... David Garrard run
25. 34..... David Garrard to Mercedes Lewis

- 12-30-12 at Tennessee

- 9-25-11 at Carolina
- 9-25-11 at Carolina
- 10-2-11 vs. New Orleans
- 10-2-11 vs. New Orleans
- 10-9-11 vs. Cincinnati
- 11-27-11 vs. Houston
- 12-5-11 vs. San Diego
- 12-11-11 vs. Tampa Bay
- 12-15-11 at Atlanta
- 1-1-12 vs. Indianapolis

- 10-10-10 at Buffalo
- 10-31-10 at Dallas
- 10-31-10 at Dallas
- 11-14-10 vs. Houston
- 11-14-10 vs. Houston
- 11-21-10 vs. Cleveland
- 12-5-10 at Tennessee
- 12-12-10 vs. Oakland
- 12-12-10 vs. Oakland
- 12-12-10 vs. Oakland
- 12-18-10 at Indianapolis
- 12-26-10 vs. Washington
- 12-26-10 vs. Washington
- 1-2-11 at Houston

- 9-20-09 vs. Arizona
- 9-20-09 vs. Arizona
- 9-28-09 at Houston
- 9-28-09 at Houston
- 10-4-09 vs. Tennessee
- 10-18-09 vs. St. Louis
- 10-18-09 vs. St. Louis
- 11-1-09 at Tennessee
- 11-1-09 at Tennessee
- 11-8-09 vs. Kansas City
- 11-8-09 vs. Kansas City
- 11-8-09 vs. Kansas City
- 11-15-09 at New York Jets
- 11-15-09 at New York Jets
- 11-22-09 vs. Buffalo
- 11-29-09 at San Francisco
- 12-6-09 vs. Houston
- 12-6-09 vs. Houston
- 12-13-09 vs. Houston
- 1-3-10 at Cleveland

- 9-7-08 at Tennessee
- 9-21-08 at Indianapolis
- 9-28-08 vs. Houston
- 10-5-08 vs. Pittsburgh
- 10-12-08 at Denver
- 10-12-08 at Denver
- 10-26-08 vs. Cleveland
- 10-26-08 vs. Cleveland
- 11-2-08 at Cincinnati
- 11-23-08 vs. Minnesota
- 12-1-08 at Houston
- 12-14-08 vs. Green Bay
- 12-14-08 vs. Green Bay
- 12-14-08 vs. Green Bay

- 9-9-07 vs. Tennessee
- 9-16-07 vs. Atlanta
- 10-7-07 at Kansas City
- 10-7-07 at Kansas City
- 10-14-07 vs. Houston
- 10-14-07 vs. Houston
- 10-28-07 at Tampa Bay
- 11-4-07 at New Orleans
- 11-4-07 at New Orleans
- 11-11-07 at Tennessee
- 11-18-07 vs. San Diego
- 11-18-07 vs. San Diego
- 11-25-07 vs. Buffalo
- 11-25-07 vs. Buffalo
- 12-2-07 at Indianapolis
- 12-9-07 vs. Carolina
- 12-16-07 at Pittsburgh
- 12-16-07 at Pittsburgh
- 12-23-07 vs. Oakland
- 12-23-07 vs. Oakland
- 12-30-07 at Houston
- 1-5-08 at Pittsburgh
- 1-5-08 at Pittsburgh
- 1-12-08 at New England

Bold indicates Playoffs

RECORD WHEN...

	95	96	97	98	99	00	01	02	03	04	05	06	07	08	09	10	11	12	13	14	15	16	Total	Post
	W-L	W-L	W-L	W-L	W-L	W-L	W-L	W-L	W-L	W-L	W-L	W-L	W-L	W-L	W-L	W-L	W-L	W-L	W-L	W-L	W-L	W-L	W-L	W-L
Play at home	2-6	7-1	7-1	7-1	7-1	4-4	3-5	3-5	5-3	4-4	6-2	6-2	6-2	2-6	5-3	5-3	4-4	1-7	1-7	3-5	4-4	1-3	93-79	2-1
Play on the road	2-6	2-6	4-4	4-4	7-1	3-5	3-5	3-5	0-8	5-3	6-2	2-6	5-3	3-5	2-6	3-5	1-7	1-7	3-5	0-8	1-7	1-2	61-108	3-5
Play on grass field	3-8	8-3	10-2	9-2	10-2	5-8	5-9	6-8	5-7	7-6	11-2	8-6	11-3	3-10	5-7	6-6	4-8	1-12	4-9	3-10	4-7	2-5	130-140	4-4
Play on artificial field	1-4	1-4	1-3	2-3	4-0	2-1	1-1	0-2	0-4	2-1	1-2	0-2	0-2	2-1	2-2	2-2	1-3	1-2	0-3	0-3	1-4		25-49	1-2
Play in a dome	1-1	1-2		0-1	1-0	0-1	1-0	0-1	0-2	1-1	0-2	0-1	0-2	2-1	1-1	1-1	1-2	0-1	1-2	0-2			11-24	
Score first	4-1	7-2	8-2	8-2	9-1	5-6	4-2	4-4	3-3	6-0	8-1	5-2	9-1	3-2	5-2	4-0	4-3	1-5	3-4	0-5	3-2	1-0	104-50	2-2
Opponent scores first	0-11	2-5	3-3	3-3	5-1	2-3	2-8	2-6	2-8	3-7	4-3	3-6	2-4	2-9	2-7	4-8	1-8	1-9	1-8	3-8	2-9	1-5	50-139	3-4
Score on first poss.	4-3	6-1	6-2	3-2	5-0	3-1	2-2	3-0	0-2	3-0	6-0	5-1	6-2	3-2	7-2	5-1	1-1	1-3	3-0	0-3	2-1		74-30	3-2
Score 20+ points	3-4	8-3	10-3	11-1	11-0	5-3	3-4	6-3	4-2	5-1	11-1	6-4	9-3	5-2	6-1	7-3	1-1	2-4	3-2	3-1	4-5	1-2	124-53	5-2
Score less than 20 pts.	1-8	1-4	1-2	0-4	3-2	2-6	3-6	0-7	1-9	4-6	1-3	2-4	2-2	0-9	1-8	1-5	4-10	0-10	1-10	0-11	1-5	1-3	30-134	0-4
Allow 20+ points	1-9	3-4	5-5	5-3	4-2	1-7	0-8	2-9	2-9	2-5	4-3	0-7	2-4	2-10	4-7	5-8	0-8	0-13	3-11	1-11	2-9	1-3	49-155	3-6
Allow less than 20 pts.	3-3	6-3	6-0	6-2	10-0	6-2	6-2	4-1	3-2	7-2	8-1	8-1	9-1	3-1	3-2	3-0	5-3	2-1	1-1	2-2	1-1	1-1	103-32	2-0
Game decided by <7 pts.	3-5	7-5	4-4	5-2	4-1	2-5	3-6	3-8	4-6	8-3	8-2	2-7	4-2	4-6	5-3	2-2	3-5	2-3	2-1	1-2	4-5	1-2	82-84	3-0
Game decided by <3 pts.	2-2	4-2	2-0	1-2	3-1	1-3	0-3	2-5	1-2	5-2	3-1	0-3	1-2	2-1	1-1		1-1		1-0	1-1	1-0	1-1	33-33	3-0
Lead after 1st quarter	4-2	6-0	7-2	8-2	6-1	4-2	4-1	4-3	2-0	4-0	8-0	4-2	8-2	3-3	3-1	3-1	4-0	1-3	3-4	0-6	2-1	1-0	89-36	2-0
Trail after 1st quarter	0-8	3-3	2-2	2-3	3-1	2-5	0-6	2-6	1-9	2-6	3-2	3-3	1-2	3-3	4-5	2-7	1-8	1-6	0-7	2-5	2-9	0-4	40-116	3-4
Lead at halftime	4-1	4-0	10-1	7-1	9-1	6-3	4-2	6-2	3-2	5-0	6-0	6-2	10-1	2-2	5-0	4-1	4-1	1-3	4-1	1-3	2-1	1-0	105-28	4-1
Trail at halftime	0-9	4-6	0-4	3-3	3-1	0-5	1-6	0-6	1-8	4-6	6-3	0-5	1-4	2-9	2-9	1-7	0-7	1-7	0-10	2-10	2-10	1-4	34-141	0-4
Tied at halftime	0-2	1-1	1-0	1-1	2-0	1-1	1-2	0-2	1-1	0-1	0-1	2-1		1-0		3-0	1-3	0-3	0-1		1-0		16-20	1-1
Lead after 3rd quarter	2-1	6-1	10-1	9-1	11-1	7-3	5-3	6-1	3-2	7-1	9-2	7-0	9-0	3-2	4-1	6-1	5-1	1-1	3-1	2-2	2-2	1-0	118-28	4-0
Trail after 3rd quarter	2-11	3-5	1-4	2-3	2-1	0-5	1-6	0-7	1-7	2-6	2-2	0-8	2-5	1-9	2-8	1-6	0-8	1-11	1-11	1-11	2-8	1-5	26-146	0-6
Goes into overtime		1-1	0-1			1-0				1-0	2-0	0-1		1-0	1-0	0-1		0-3			0-1		7-8	
Have + turnover ratio	3-3	5-1	7-2	7-2	9-0	6-2	3-3	5-3	2-2	7-0	8-2	6-1	9-1	4-2	5-2	6-0	4-3	2-3	4-2	1-4	2-2	1-0	105-41	4-0
Have - turnover ratio	0-7	0-5	1-3	1-3	2-2	1-7	2-5	0-3	1-6	0-2	1-2	1-5	1-3	0-6	2-4	2-8	0-5	0-6	0-8	0-8	1-9	1-4	17-112	0-5
Turnover ratio is even	1-2	4-1	3-0	3-0	3-0		1-2	1-4	2-3	2-5	3-0	1-2	2-1	1-3	0-2		1-3	0-5	0-2	2-1	2-0	0-1	33-37	1-1
Have 30:00+ T.O.P	2-5	6-5	8-1	4-1	11-1	6-5	4-1	4-3	5-5	5-5	9-2	8-3	8-2	4-6	7-1	5-6	5-4	0-6	2-2	1-4	2-2	0-1	107-71	4-1
Have < 30:00 T.O.P	2-7	3-2	3-4	7-4	3-1	1-4	2-9	2-7	0-6	3-2	3-2	0-5	3-3	1-5	0-8	3-2	0-7	2-8	2-10	2-9	3-9	2-4	48-120	1-5
Have 30:00 T.O.P										1-0													1-0	
Have 100-yard rusher		1-1	1-0	7-1	5-0	5-4	2-1	2-3	2-1	3-2	5-1	3-3	6-1	2-0	2-2	6-2	3-3	1-0	1-1	1-1	1-1		59-28	4-1
Have 300 net passing yds.		2-2	4-0	1-0	3-0	0-2		1-0	1-0	0-2		0-1	0-1	0-1	2-0	1-0		0-2	0-1		1-5	0-3	16-20	
Have a 100-yd. receiver	0-2	4-3	6-2	2-1	4-2	5-5	3-3	0-2	2-1	2-2	3-3	1-1	0-2	1-5	2-1	2-1	0-1	1-5	0-2	0-4	3-7	0-1	41-56	1-1
Have two 100-yd. receivers		1-1	0-1	1-1	3-0	0-1	0-1								1-0						0-2		6-7	
In August		1-0																					1-0	
In September	0-4	2-3	2-1	4-0	2-1	2-2	2-1	2-1	0-4	3-0	2-1	2-1	2-1	2-2	1-2	1-2	1-2	1-3	0-4	0-4	1-2	0-3	33-44	
In October	3-2	1-3	2-2	1-2	4-0	1-4	0-3	1-3	1-2	2-3	2-2	2-2	3-1	1-2	2-1	3-2	1-4	0-3	0-4	1-3	1-3	2-2	34-53	
In November	0-3	2-1	4-1	4-1	4-0	2-1	1-3	2-2	2-3	1-2	4-0	2-2	3-1	1-3	3-2	2-1	1-2	1-3	3-1	1-3	2-2		45-37	
In December	1-3	4-0	2-1	2-2	3-1	2-2	3-2	1-4	2-2	2-2	3-1	2-3	3-2	1-4	1-3	2-2	1-3	0-5	1-3	1-3	1-3		38-51	1-1
In January					1-0		0-1			1-0	1-0				0-1	0-1	1-0				0-1		4-4	4-5

	95	96	97	98	99	00	01	02	03	04	05	06	07	08	09	10	11	12	13	14	15	16	Total	Post
	W-L	W-L	W-L	W-L	W-L	W-L	W-L	W-L	W-L	W-L	W-L	W-L	W-L	W-L	W-L	W-L	W-L	W-L	W-L	W-L	W-L	W-L	W-L	W-L
On Saturday				0-1	0-1					1-0						0-1					1-3		3-2	
On Sunday night	0-1	1-0	0-1	1-0	1-1		0-1	1-0	0-1	1-0			0-1								5-6		1-3	
On Monday night			1-0	2-0	2-0	0-2	0-1					2-0	0-1	0-1		0-1	1-1						8-7	
On Thursday night				1-0		0-1								0-1	0-1		0-1	0-1	1-0	1-0	1-0	0-1	4-6	
Kickoff is 9:30 a.m.																			0-1	0-1	1-0	1-0	2-2	
Kickoff is 1:00/12:30	3-8	7-3	6-3	7-3	8-1	3-5	6-4	4-6	3-11	7-5	9-4	3-7	9-4	3-5	7-5	7-4	4-9	2-10	3-10	2-12	2-10	1-3	105-131	3-2
Kickoff is 4:00/:05/:15/:25	1-3	1-4	4-2	2-1	2-1	3-1	0-4	2-3	1-0	2-1	2-0	3-1	2-0	2-3	0-3	1-3		0-3	0-2	0-1	1-1	0-1	29-38	1-2
Kickoff is 8:00/:20/:25/:35	0-1	1-0		2-1	2-0	1-1	0-1	0-1	1-0	0-1	1-0	2-0	0-1	0-3	0-1	0-1	1-2	0-1	1-0	1-0	1-0	0-1	14-16	1-2
Kickoff is 9:00			1-0		2-0	0-2	0-1																3-3	

*All Times Eastern

	02	03	04	05	06	07	08	09	10	11	12	13	14	15	16	Total
	W-L	W-L	W-L	W-L	W-L	W-L	W-L	W-L	W-L	W-L	W-L	W-L	W-L	W-L	W-L	W-L
vs. AFC South Teams	1-5	2-4	2-4	4-2	2-4	2-4	2-4	3-3	3-3	3-3	2-4	3-3	1-5	2-4	1-1	33-53
vs. AFC North Teams	1-3	0-1	0-1	4-0	1-0	1-0	0-4	0-1	1-0	1-3	0-1	1-0	1-3	1-0	0-1	12-18
vs. AFC East Teams	1-0	0-4	1-0	1-0	2-2	1-0	0-1	2-2	1-0	0-1	0-4	0-1	0-1	2-2		11-18
vs. AFC West Teams	1-0	1-0	3-1	0-1	0-1	4-0	1-0	1-0	2-2	0-1	0-1	0-4	0-1	0-1	0-2	13-15
vs. NFC South Teams			2-2			3-1				1-3				0-4		6-10
vs. NFC North Teams				3-1			2-2				0-4				1-1	6-8
vs. NFC East Teams	2-2				3-1				1-3				1-3			7-9
vs. NFC West Teams					3-1			1-3				0-4				4-8

2016 DRIVE CHART

Week 1 – Sept. 11 vs. Green Bay Packers

JAX Start	Plys	Yds	End	Deep	Result	GB Start	Plys	Yds	End	Deep	Result
1. J18	5	13	J31	J31	Interception	1. J29	6	29	EZ	J 6*#	Touchdown
2. J25	6	14	J39	J49	Punt	2. GB 3	3	3	GB 6	GB 6	Punt
3. GB48	3	48	EZ	GB 5*	Touchdown	3. GB25	3	6	GB31	GB31	Punt
4. J21	3	9	J30	J30	Punt	4. GB 3	3	4	GB 7	GB 7	Punt
5. J47	12	45	GB 8	GB 8*	Field goal	5. GB25	9	75	EZ	J 6*	Touchdown
6. J25	7	75	EZ	GB22	Touchdown	6. GB25	5	75	EZ	J29	Touchdown
7. J25	1	-1	J25	J25	End of half	7. GB25	13	68	J 7	J 7*#	Field goal
8. J25	10	54	GB21	GB21	Field goal	8. GB25	16	73	J 2	J 2*#	Field goal
9. J31	14	37	GB32	GB25	Field goal	9. GB18	3	1	GB19	GB26	Punt
10. J37	10	48	GB14	GB14	Failed 4 th down	10. GB15	1	-1	GB15	GB15	End of game

Week 2 – Sept. 18 at San Diego Chargers

JAX Start	Plys	Yds	End	Deep	Result	SD Start	Plys	Yds	End	Deep	Result
1. J19	3	5	J24	J24	Punt	1. SD25	8	75	EZ	J 3*#	Touchdown
2. J14	3	6	J20	J20	Interception	2. SD33	5	13	SD46	SD48	Punt
3. J25	6	39	SD36	SD35	Missed field goal	3. J34	7	34	EZ	J 6*#	Touchdown
4. J25	3	-7	J22	J25	Fumble	4. SD44	5	56	EZ	J 2*#	Touchdown
5. J 6	5	55	SD39	SD39	Interception	5. J18	6	12	J 5	J 1*#	Fumble
6. J 8	5	44	SD44	SD38	End of half	6. SD31	3	-2	SD29	SD31	Punt
7. J24	3	1	J25	J27	Punt	7. SD45	3	55	EZ	J44	Touchdown
8. J25	4	12	J37	J42	Punt	8. SD19	4	14	SD33	SD39	Punt
9. J28	4	24	SD48	SD48	Punt	9. SD 7	7	93	EZ	J45	Touchdown
10. J25	12	75	EZ	SD 4*#	Touchdown	10. J43	11	36	J 7	J 7*#	Field goal
11. J25	7	58	SD17	SD17*	Failed 4 th down	11. SD17	3	3	SD20	SD25	Punt
12. J40	9	60	EZ	SD15*	Touchdown	12. J43	2	-1	J44	J43	End of game

Week 3 – Sept. 25 vs. Baltimore Ravens

JAX Start	Plys	Yds	End	Deep	Result	BAL Start	Plys	Yds	End	Deep	Result
1. J10	3	3	J13	J13	Punt	1. B48	3	-14	B34	B49	Punt
2. J30	6	15	J45	J47	Punt	2. B 6	3	8	B14	B14	Punt
3. J30	3	2	J32	J32	Punt	3. B25	8	75	EZ	J 7*#	Touchdown
4. J22	4	22	J44	J44	Interception	4. B29	10	46	J25	J25	Field goal
5. J26	5	19	J45	J48	Punt	5. B 8	4	17	B25	B25	Punt
6. B37	8	37	EZ	B 3*#	Touchdown	6. B25	8	51	J24	J24	Field goal
7. J22	11	78	EZ	B11*	Touchdown	7. B25	9	56	J19	J19*	Field goal
8. J25	7	31	B44	B44	Punt	8. B25	3	-3	B22	B25	Punt
9. J19	4	7	J26	J29	Punt	9. B20	5	14	B34	B34	Punt
10. B39	4	8	B31	B31	Field goal	10. B25	4	16	B41	B41	Interception
11. B31	3	0	B31	B31	Interception	11. B29	2	1	B30	B30	Interception
12. B29	4	-5	B34	B25	Blocked field goal	12. B43	8	22	J35	J35	Field goal
13. J25	3	-11	J14	J31	Interception	13. J39	1	-1	J39	J39	End of game

Underlined = last drive of first half; * = Inside the 20; # = Goal-to-go; @ = Overtime possession

2016 DRIVE CHART

Week 6 – Oct. 16 at Chicago Bears

JAX Start	Plys	Yds	End	Deep	Result	CHI Start	Plys	Yds	End	Deep	Result
1. J10	12	84	C 6	C 1*#	Interception	1. C25	6	33	J42	J42	Punt
2. J25	3	6	J31	J31	Punt	2. C24	11	58	J18	J18*	Field goal
3. J25	6	8	J33	J41	Punt	3. C14	16	86	EZ	J 1*#	Touchdown
4. J 9	1	-1	J 9	J 9	End of half	4. C22	8	32	J46	J46	Punt
5. J22	3	1	J23	J23	Punt	5. C 9	4	23	C32	C32	Punt
6. J21	3	7	J28	J28	Punt	6. C28	3	8	C36	C36	Punt
7. J15	3	6	J21	J21	Punt	7. C20	11	74	J 6	J 5*#	Field goal
8. J25	5	75	EZ	C 1*#	Touchdown	8. C25	4	16	C41	C41	Punt
9. J16	2	5	J21	J21	Fumble	9. J28	6	14	J14	J 9*	Field goal
10. J25	11	63	C12	C12*	Field goal	10. C25	3	3	C28	C33	Punt
11. J22	4	78	EZ	J49	Touchdown	11. C25	8	27	J48	J44	Failed 4 th down
12. J48	3	2	C49	C49	End of game						

Week 7 – Oct. 23 vs. Oakland Raiders

JAX Start	Plys	Yds	End	Deep	Result	OAK Start	Plys	Yds	End	Deep	Result
1. J22	3	2	J24	J24	Punt	1. O25	3	4	O29	O31	Punt
2. J33	9	49	O18	O18*	Interception	2. O30	9	63	J 7	J 7*	Field goal
3. J25	5	70	O 5	O 5*#	Field goal	3. O20	7	27	O47	O47	Punt
4. J25	9	56	O19	O 9*	Field goal	4. J17	4	3	J14	J14*	Field goal
5. J27	1	-1	J27	J27	End of half	5. O25	11	75	EZ	J 2*#	Touchdown
6. J35	7	39	O26	O26	Field goal	6. O25	8	75	EZ	J 2*#	Touchdown
7. J 7	3	2	J 9	J 9	Punt	7. O25	5	14	O39	O41	Punt
8. J 6	3	-1	J 5	J12	Punt	8. O41	3	-14	O27	O42	Punt
9. J25	3	-5	J20	J28	Punt	9. J37	5	12	J25	J25	Field goal
10. J13	5	27	J40	J40	Punt	10. O28	7	38	J34	J34	Field goal
11. J17	11	83	EZ	O 9*#	Touchdown	11. O32	3	1	O33	O39	Punt
12. J25	4	25	50	50	Interception	12. J48	8	48	EZ	J 9*#	Touchdown
						13. J27	2	-2	J28	J27	End of game

Week 8 – Oct. 27 at Tennessee Titans

JAX Start	Plys	Yds	End	Deep	Result	TEN Start	Plys	Yds	End	Deep	Result
1. J14	5	7	J21	J26	Punt	1. T25	5	17	T42	T48	Punt
2. J24	3	7	J31	J33	Punt	2. T32	10	54	J14	J14*	Field goal
3. J25	3	4	J29	J29	Punt	3. T34	4	66	EZ	J36	Touchdown
4. J25	3	6	J31	J31	Punt	4. T31	8	69	EZ	J 6*	Touchdown
5. J25	8	31	T44	T35	Punt	5. T38	4	62	EZ	J14*	Touchdown
6. J25	11	75	EZ	T10*#	Touchdown	6. T 6	12	90	J 4	J 4*#	Field goal
7. J25	4	15	J40	T44	Punt	7. T25	7	75	EZ	J 4*#	Touchdown
8. J28	11	56	T16	T16	Failed 4 th down	8. T20	4	2	T22	T25	Punt
9. J42	7	58	EZ	T 5*#	Touchdown	9. J35	9	20	J15	J 6*#	Field goal
10. J 9	12	91	EZ	T 7*#	Touchdown	10. T16	3	8	T24	T24	Punt
						11. J47	3	5	J42	J42	Punt

Underlined = last drive of first half; * = Inside the 20; # = Goal-to-go; @ = Overtime possession



PLAYER BIOS

REGULAR SEASON WEEK 9 AT KANSAS CITY

PLAYER BIOS

10

BRANDON ALLEN

QUARTERBACK

6-2 217 LBS.


ARKANSAS

BORN SEPTEMBER 5, 1992

FAYETTEVILLE, ARKANSAS

ACQ: 6TH ROUND OF 2016 DRAFT (201ST)

EXP: ROOKIE



TRANSACTIONS

- Originally drafted by Jacksonville in the sixth round (201st overall) of the 2016 NFL Draft on choice obtained from Pittsburgh for PK Josh Scobee

PRO (Games played/started - 0/0)

- Inactive for the team's first seven regular season games in 2016

2016 (w/ JAX - 0/0)

- 9/11 vs. G.B.: Inactive
- 9/18 at S.D.: Inactive
- 9/25 vs. BAL: Inactive
- 10/2 vs. IND: Inactive
- 10/16 at CHI: Inactive
- 10/23 vs. OAK: Inactive
- 10/27 at TEN: Inactive

COLLEGE (at Arkansas, 2013-15)

- Totaled 7,463 passing yards, which ranks third in program history
- Made 38 career starts at QB, including his final 34 games - the longest streak for an Arkansas QB since joining the SEC in 1992
- Finished second in program history in pass completions (583), second in attempts (1,016) and third in completion percentage (57.4)
- His 64 career passing TDs is a school record
- Graduated in 2014 with a degree in recreation and sport management
- Named to the Razorback Honor Roll for the fall of 2011 and 2012 and the SEC Fall Academic Honor Roll in 2012, 2013 and 2014

PERSONAL

- Attended Fayetteville (Ark.) High School
- Joined the Razorbacks football program rated as the fifth-best pro-style quarterback in the nation, according to Rivals.com and the No. 3 prospect in the state by HawgSports.com
- Honored with the Landers Award, given annually to the top prep football player in the state of Arkansas
- Led Fayetteville High School to the Arkansas Class 7A state title game in 2010, finishing the season with a 10-4 record
- Threw for 3,408 yards and 38 TDs as a senior, going the entire regular season without throwing an INT
- Son of Bobby, the Razorbacks' director of high school and NFL relations, and Marcela Allen
- Younger brother, Austin, is a junior quarterback at Arkansas
- Twitter handle is @BrandonAllen_10

REGULAR SEASON CAREER STATISTICS

PASSING

YEAR	TEAM	P/S	COMP	ATT	PCT	YDS	AVG	TD	INT	SK	RTG
2016	JAX	0/0	0	0	0.00	0	0.0	0	0	0	0
NFL totals: 1 yr.		0/0	0	0	0.0	0	0.0	0	0	0	0

RUSHING

YEAR	TEAM	W-L	ATT	YDS	AVG	TD
2016	JAX	0-0	0	0	0.0	0
NFL totals: 1 yr.		0-0	0	0	0.0	0

2016 GAME-BY-GAME STATISTICS

PASSING

DATE	OPP	P/S	COMP	ATT	PCT	YDS	AVG	TD	INT	SK	RTG
09/11	vs. G.B.					ina					
09/18	at S.D.					ina					
09/25	vs. BAL					ina					
10/02	vs. IND					ina					
BYE WEEK											
10/16	at CHI					ina					
10/23	vs. OAK					ina					
10/27	at TEN					ina					
11/06	at K.C.										
11/13	vs. HOU										
11/20	at DET										
11/27	at BUF										
12/04	vs. DEN										
12/11	vs. MIN										
12/18	at HOU										
12/24	vs. TEN										
01/01	at IND										
2016 totals:											

RUSHING

DATE	OPP	W/L	ATT	YDS	AVG	TD
09/11	vs. G.B.			ina		
09/18	at S.D.			ina		
09/25	vs. BAL			ina		
10/02	vs. IND			ina		
BYE WEEK						
10/16	at CHI			ina		
10/23	vs. OAK			ina		
10/27	at TEN			ina		
11/06	at K.C.					
11/13	vs. HOU					
11/20	at DET					
11/27	at BUF					
12/04	vs. DEN					
12/11	vs. MIN					
12/18	at HOU					
12/24	vs. TEN					
01/01	at IND					
2016 totals:						

PLAYER BIOS

93

TYSON ALUALU

DEFENSIVE END

6-3 310 LBS.


CALIFORNIA

BORN MAY 12, 1987

HONOLULU, HAWAII

ACQ: 1ST ROUND OF 2010 DRAFT (10TH)

EXP: 7TH YEAR



TRANSACTIONS

- Originally drafted by Jacksonville in the first round (10th overall) of the 2010 draft

PRO (Games played/started - 101/80)

- Played in 96 consecutive games to start career, tied for the third-longest streak for consecutive games played in franchise history
- Former first-round pick started 64 consecutive games (48 at DT, 16 at DE) to begin his career, tied for the sixth-longest streak for consecutive starts in franchise history
- Career totals include 352 tackles (202 solo), 16.0 sacks, 27 tackles for loss, eight passes defended and two fumble recoveries
- Has 74 career QB pressures, posting 20 in 2010, 22 in 2011, 13 in 2012, eight in 2013, five in 2014 and eight in 2015
- Was the only defensive player to start all 16 games for the Jaguars from 2010-13
- Became first player drafted by the Jaguars from the University of California and was highest drafted player in school history since **Andre Carter** (seventh overall pick by San Francisco in 2001)

2016 (w/ JAX - 5/3)

- 9/11 vs. G.B.:** Inactive
- 9/18 at S.D.:** Inactive
- 9/25 vs. BAL:** Started at DE and made two tackles (one solo)
- 10/2 vs. IND:** Started at DE and made two tackles (one solo), including his first sack since 12/6/15 at TEN
- 10/16 at CHI:** Made two solo tackles at DE ... Saw action at FB on RB **Chris Ivory's** fourth-quarter rushing TD
- 10/23 vs. OAK:** Played in his 100th game, making two solo tackles
- 10/27 at TEN:** Started at DE and made three tackles (two solo), including one tackle for loss

2015 (w/ JAX - 16/13)

Played in all 16 games (13 starts) for the sixth consecutive season, totaling 26 tackles (18 solo), six tackles for loss, two sacks and two passes defended

- 9/20 vs. MIA:** Made one tackle (one solo) and recorded one QB hurry ... Also made his first career reception for three yards to pick up a first down
- 10/11 at T.B.:** Started at DT in his 85th consecutive game played ... Recorded four tackles (four solo), including his 20th career tackle for loss
- 11/15 at BAL:** Recorded two tackles (one solo), including his second career fumble recovery
- 12/6 at TEN:** Posted two tackles (two solo), two tackles for loss and 1.0 sack ... Added one reception for 16 yards
- 12/27 at N.O.:** Started at DT, playing in his 95th consecutive game, and made two tackles (two solo), including one tackle for loss ... Blocked a fourth-quarter field goal attempt by K **Kai Forbath**

2014 (w/ JAX - 16/0)

Played all 16 games as part of DL rotation and totaled 30 tackles (13 solo), two sacks, two tackles for loss and five QB hits

- 9/14 at WAS:** Tied for second on the team with a season-high seven tackles (three solo)
- 10/26 vs. MIA:** Had three tackles (two solo) and one QB hit
- 11/2 at CIN:** Totaled four assisted tackles
- 11/30 vs. NYG:** Registered first sack of the season, taking down QB **Eli Manning** for a one-yard loss in the fourth quarter ... Finished with two QB pressures
- 12/14 at BAL:** Had four tackles in reserve role
- 12/28 at HOU:** Registered a sack of QB **Case Keenum** in the second quarter, his second of the season

2013 (w/ JAX - 16/16)

Started all 16 games for the fourth consecutive season ... One of only three defensive players (DE **Jason Babin**, DT **Sen'Derrick Marks**) and five players overall to start all 16 games ... Made transition from DT to DE in offseason ... Finished with 44 tackles (34 solo), 1.5 sacks, eight QB pressures, three tackles for loss and one pass defended

- 9/8 vs. KC:** Made first career start at DE
- 9/15 at OAK:** Produced four tackles (two solo) and split a sack with DE **Brandon Deaderick**
- 9/29 vs. IND:** Sacked QB **Andrew Luck** for a 10-yard loss in the second quarter ... Added two QB hits
- 10/20 vs. SD:** Had a season-high six solo tackles on
- 12/5 vs. HOU:** Tallied three solo tackles and tied for the team-lead with two QB hits

- 12/15 vs. BUF:** Matched his season-high with six tackles (four solo), one tackle for loss and one QB hit

2012 (w/ JAX - 16/16)

Started all 16 games for the third consecutive season ... Produced a career-high 82 tackles (36 solo) and led team with 3.5 sacks ... Added three tackles for loss and 13 QB pressures

- 9/9 at MIN:** Recorded five tackles in the season-opener and logged his seventh career sack in the third quarter on QB **Christian Ponder**
- 10/21 at OAK:** Had four tackles (two solo) with one QB pressure and one fumble recovery
- 11/8 vs. IND:** Tallied seven tackles (four solo) with two QB pressures. Sacked QB **Andrew Luck** in the first quarter, his eighth career sack and second of the season
- 12/2 at BUF:** Made 10 tackles (three solo)
- 12/16 at MIA:** Split a sack with DE **Jason Babin** of QB **Ryan Tannehill**
- 12/23 vs. NE:** Started at DT and made four tackles (two solo) with one sack and one QB pressure ... Sacked QB **Tom Brady** in the fourth quarter

2011 (w/ JAX - 16/16)

Started all 16 games at DT for the second consecutive season ... Compiled 81 tackles (43 solo) along with 2.5 sacks, four tackles for loss, one fumble recovery and two passes defended ... Ranked second on the club with 22 QB pressures ... One of eight players to start all 16 games (one of only five defensive players)

- 9/25 at CAR:** Established a career-high 11 tackles along, with two tackles for loss and one pass defended
- 10/6 at PIT:** Sacked QB **Ben Roethlisberger** for a three-yard loss in the fourth quarter and totaled six tackles
- 10/30 at HOU:** Tied his career-high with 11 tackles and added two QB pressures
- 11/13 at IND:** Recovered a fumble by QB **Dan Orlovsky** in the fourth quarter which led to a Jaguars TD which sealed the victory
- 11/20 at CLE:** Split a sack with LB **Russell Allen** on QB **Colt McCoy** in the fourth quarter
- 12/11 vs. TB:** Produced three solo tackles, one sack and one QB pressure

2010 (w/ JAX - 16/16)

Started all 16 games as a rookie at DT, joining 2009 third-round pick **Terrance Knighton** as the only two DL in franchise history to accomplish the feat ... Ranked tied for second on team with 3.5 sacks and third with seven tackles for loss ... Totaled 77 tackles (50 solo), three passes defended and 20 QB pressures

- 9/12 vs. DEN:** Only rookie to start on opening day for the Jaguars and finished with seven tackles, one QB hit and first career sack ... Sacked QB **Kyle Orton** for a six-yard loss in the second quarter
- 9/26 vs. PHI:** Recorded eight tackles and split a sack with Knighton in the third quarter
- 10/31 at DAL:** Compiled six tackles, one sack, one tackle for loss and two QB hits
- 11/21 vs. CLE:** Registered a sack for the second time in three games

COLLEGE (at California, 2006-09)

- Four-year letterman, playing in 52 games with 40 starts
- Never missed a game and started 39 consecutive games to complete his career
- Career totals include 195 tackles, 26 tackles for loss, 16 sacks, seven passes defended, four forced fumbles and four fumble recoveries
- Three-time winner of the Brick Muller Award as team's most valuable DL

PERSONAL

- Married (Desire) with sons, Tyree, Tydes and Tyten; and daughter, Dereon
- Attended St. Louis High School in Honolulu; School also produced current NFL players C **Dominic Raiola** (Detroit) and former NFL players FB **Chris Fuamatu-Ma'afala** and C **Olin Kreutz** among others
- Ranked as No. 2 player in state in 2005 by Rivals.com
- Parents are Ta'avao and Levaa'i Alualu
- Has seven sisters: Taimane-Ruta, Tanya, Tasia, Tatiana, Timena, Trinity and Trust, and one brother, Tupu
- Fourth member of his family to play college football; His uncle, Tupu Alualu played at Hawaii, cousin Ben Alualu played at Arizona and cousin, Tyrone lualu, played at Laney College
- Lives by the motto "God first, and everything else will fall into place"
- Full name: Tyson Asi Alualu.
- Last name pronounced AH-lu AH-lu




REGULAR SEASON CAREER STATISTICS

YEAR	TEAM	GP/GS	TKL	SOLO	ASST	ST	SACKS	FF	FR	PD	TFL
2010	JAX	16/16	77	50	27	0	3.5	0	0	3	7
2011	JAX	16/16	81	43	38	0	2.5	0	1	2	4
2012	JAX	16/16	82	36	46	0	3.5	0	0	0	3
2013	JAX	16/16	44	34	10	0	1.5	0	0	1	3
2014	JAX	16/0	30	13	17	0	2.0	0	0	0	2
2015	JAX	16/13	26	18	8	0	2.0	0	1	2	6
2016	JAX	5/3	11	8	3	0	1.0	0	0	0	2
NFL totals:		7 yrs.101/80	352	202	150	0	16.0	0	2	8	27


PLAYER BIOS



CAREER HIGHS			
	GAME	SEASON	
Tackles:	11 (two times, last: 10/30/11 at HOU)	82 (2012)	
Sacks:	1.0 (14 times, last: 10/2/16 vs. IND)	3.5 (2010 & 2012)	
Tackles for loss:	2.0 (four times, last: 12/6/15 at TEN)	7 (2010)	
Passes defended:	2 (12/26/10 vs. WAS)	3 (2010)	
Fumble recoveries:	1 (two times, last: 11/15/15 at BAL)	1 (2011 & 2015)	




2016 GAME-BY-GAME STATISTICS										
DATE	OPP	TKL	SOLO	ASST	ST	SACKS	FF	FR	PD	TFL
09/11	vs. Green Bay					ina				
09/18	at San Diego					ina				
09/25	vs. Baltimore	2	1	1	0	0.0	0	0	0	0
10/02	vs. Indianapolis	2	1	1	0	1.0	0	0	0	1
	BYE WEEK									
10/16	at Chicago	2	2	0	0	0.0	0	0	0	0
10/23	vs. Oakland	2	2	0	0	0.0	0	0	0	0
10/27	at Tennessee	3	2	1	0	0.0	0	0	0	1
11/06	at Kansas City									
11/13	vs. Houston									
11/20	at Detroit									
11/27	at Buffalo									
12/04	vs. Denver									
12/11	vs. Minnesota									
12/18	at Houston									
12/24	vs. Tennessee									
01/01	at Indianapolis									
2016 totals:		11	8	3	0	1.0	0	0	0	2




2015 GAME-BY-GAME STATISTICS										
DATE	OPP	TKL	SOLO	ASST	ST	SACKS	FF	FR	PD	TFL
09/13	vs. Carolina	2	2	0	0	0.0	0	0	0	0
09/20	vs. Miami	1	1	0	0	0.0	0	0	0	0
09/27	at New England	1	0	1	0	0.0	0	0	0	0
10/04	at Indianapolis	2	1	1	0	0.0	0	0	0	0
10/11	at Tampa Bay	4	4	0	0	0.0	0	0	0	1
10/18	vs. Houston	1	1	0	0	0.0	0	0	0	0
10/25	vs. Buffalo	1	1	0	0	1.0	0	0	0	1
	BYE WEEK									
11/08	at N.Y. Jets	3	0	3	0	0.0	0	0	0	0
11/15	at Baltimore	2	1	1	0	0.0	0	1	0	0
11/19	vs. Tennessee	1	1	0	0	0.0	0	0	0	1
11/29	vs. San Diego	0	0	0	0	0.0	0	0	0	0
12/06	at Tennessee	2	2	0	0	1.0	0	0	0	2
12/13	vs. Indianapolis	1	1	0	0	0.0	0	0	1	0
12/20	vs. Atlanta	0	0	0	0	0.0	0	0	1	0
12/27	at New Orleans	2	2	0	0	0.0	0	0	0	1
01/03	at Houston	3	1	2	0	0.0	0	0	0	0
2015 totals:		26	18	8	0	2.0	0	1	2	6


Additional statistics: 2 receptions for 19 yards; one blocked field goal




2014 GAME-BY-GAME STATISTICS										
DATE	OPP	TKL	SOLO	ASST	ST	SACKS	FF	FR	PD	TFL
09/07	at Philadelphia	1	1	0	0	0.0	0	0	0	0
09/14	at Washington	7	3	4	0	0.0	0	0	0	0
09/21	vs. Indianapolis	1	1	0	0	0.0	0	0	0	0
09/28	at San Diego	0	0	0	0	0.0	0	0	0	0
10/05	vs. Pittsburgh	2	0	2	0	0.0	0	0	0	0
10/12	at Tennessee	0	0	0	0	0.0	0	0	0	0
10/19	vs. Cleveland	0	0	0	0	0.0	0	0	0	0
10/26	vs. Miami	3	2	1	0	0.0	0	0	0	0
11/02	at Cincinnati	4	0	4	0	0.0	0	0	0	0
11/09	vs. Dallas	1	1	0	0	0.0	0	0	0	0
	BYE WEEK									
11/23	at Indianapolis	1	1	0	0	0.0	0	0	0	0
11/30	vs. N.Y. Giants	1	1	0	0	1.0	0	0	0	1
12/07	vs. Houston	0	0	0	0	0.0	0	0	0	0
12/14	at Baltimore	4	1	3	0	0.0	0	0	0	0
12/18	vs. Tennessee	1	0	1	0	0.0	0	0	0	0
12/28	at Houston	4	2	2	0	1.0	0	0	0	1
2014 totals:		30	13	17	0	2.0	0	0	0	2




2013 GAME-BY-GAME STATISTICS											
DATE	OPP	TKL	SOLO	ASST	ST	SACKS	FF	FR	PD	TFL	
09/08	vs. Kansas City	0	0	0	0	0.0	0	0	0	0	0
09/15	at Oakland	4	2	2	0	0.5	0	0	0	0	0
09/22	at Seattle	5	2	3	0	1.0	0	0	0	0	1
09/29	vs. Indianapolis	1	1	0	0	0.0	0	0	0	0	0
10/06	at St. Louis	3	3	0	0	0.0	0	0	0	0	0
10/13	at Denver	1	1	0	0	0.0	0	0	0	0	0
10/20	vs. San Diego	6	6	0	0	1.0	0	0	0	0	0
10/27	vs. San Francisco	3	3	0	0	0.0	0	0	1	0	0
	BYE WEEK										
11/10	at Tennessee	3	2	1	0	0.0	0	0	0	0	0
11/17	vs. Arizona	2	2	0	0	0.0	0	0	0	0	0
11/24	at Houston	3	3	0	0	0.0	0	0	0	0	0
12/01	at Cleveland	1	1	0	0	0.0	0	0	0	0	1
12/05	vs. Houston	3	3	0	0	0.0	0	0	0	0	0
12/15	vs. Buffalo	6	4	2	0	0.0	0	0	0	0	1
12/22	vs. Tennessee	1	1	0	0	0.0	0	0	0	0	0
12/29	at Indianapolis	2	0	2	0	0.0	0	0	0	0	0
2013 totals:		44	34	10	0	1.5	0	0	1	3	



2012 GAME-BY-GAME STATISTICS											
DATE	OPP	TKL	SOLO	ASST	ST	SACKS	FF	FR	PD	TFL	
09/09	at Minnesota	4	2	2	0	1.0	0	0	0	0	0
09/16	vs. Houston	9	2	7	0	0.0	0	0	0	0	0
09/23	at Indianapolis	4	3	1	0	0.0	0	0	0	0	2
09/30	vs. Cincinnati	5	2	3	0	0.0	0	0	0	0	0
10/07	vs. Chicago	4	4	0	0	0.0	0	0	0	0	0
	BYE WEEK										
10/21	at Oakland	4	2	2	0	0.0	0	0	0	0	0
10/28	at Green Bay	7	4	3	0	0.0	0	0	0	0	1
11/04	vs. Detroit	2	1	1	0	0.0	0	0	0	0	0
11/08	vs. Indianapolis	7	4	3	0	1.0	0	0	0	0	0
11/18	at Houston	7	3	4	0	0.0	0	0	0	0	0
11/25	vs. Tennessee	4	1	3	0	0.0	0	0	0	0	0
12/02	at Buffalo	10	3	7	0	0.0	0	0	0	0	0
12/09	vs. N.Y. Jets	7	3	4	0	0.0	0	0	0	0	0
12/16	at Miami	2	0	2	0	0.5	0	0	0	0	0
12/23	vs. New England	4	2	2	0	1.0	0	0	0	0	0
12/30	at Tennessee	2	0	3	0	0.0	0	0	0	0	1
2012 totals:		82	36	46	0	3.5	0	0	0	3	



2011 GAME-BY-GAME STATISTICS											
DATE	OPP	TKL	SOLO	ASST	ST	SACKS	FF	FR	PD	TFL	
09/11	vs. Tennessee	2	2	0	0	0.0	0	0	1	0	0
09/18	at N.Y. Jets	4	3	1	0	0.0	0	0	0	0	0
09/25	at Carolina	11	5	6	0	0.0	0	0	1	2	0
10/02	vs. New Orleans	3	1	2	0	0.0	0	0	0	0	0
10/09	vs. Cincinnati	9	4	5	0	0.0	0	0	0	0	0
10/16	at Pittsburgh	6	4	2	0	1.0	0	0	0	0	0
10/24	vs. Baltimore	1	1	0	0	0.0	0	0	0	0	0
10/30	at Houston	11	4	7	0	0.0	0	1	0	0	0
	BYE WEEK										
11/13	at Indianapolis	4	3	1	0	0.0	0	1	0	0	0
11/20	at Cleveland	4	3	1	0	0.5	0	0	0	0	0
11/27	vs. Houston	4	3	1	0	0.0	0	0	0	0	0
12/05	vs. San Diego	4	2	2	0	0.0	0	0	0	0	1
12/11	vs. Tampa Bay	3	3	0	0	1.0	0	0	0	0	0
12/15	at Atlanta	6	3	3	0	1.0	0	0	0	0	1
12/24	at Tennessee	1	0	1	0	0.0	0	0	0	0	0
01/01	vs. Indianapolis	8	2	6	0	0.0	0	0	0	0	1
2011 totals:		81	43	38	0	2.5	0	1	2	4	



2010 GAME-BY-GAME STATISTICS											
DATE	OPP	TKL	SOLO	ASST	ST	SACKS	FF	FR	PD	TFL	
09/12	vs. Denver	7	4	3	0	1.0	0	0	0	0	1
09/19	at San Diego	4	1	3	0	0.0	0	0	0	0	0
09/26	vs. Philadelphia	8	6	2	0	0.5	0	0	0	0	1
10/03	vs. Indianapolis	1	0	1	0	0.0	0	0	0	0	0
10/10	at Buffalo	7	6	0	0	0.0	0	0	0	0	2
10/18	vs. Tennessee	6	3	3	0	0.0	0	0	0	0	0
10/24	at Kansas City	6	4	2	0	0.0	0	0	0	0	0
10/31	at Dallas	6	4	2	0	1.0	0	0	0	0	1
	BYE WEEK										
11/14	vs. Houston	3	2	1	0	0.0	0	0	0	0	0
11/21	vs. Cleveland	4	0	4	0	1.0	0	0	1	1	1
11/28	at N.Y. Giants	5	0	5	0	0.0	0	0	0	0	1
12/05	at Tennessee	4	2	0	0	0.0	0	0	0	0	0
12/12	vs. Oakland	6	3	3	0	0.0	0	0	0	0	0
12/19	at Indianapolis	3	2	0	0	0.0	0	0	0	0	0
12/26	vs. Washington	4	2	2	0	0.0	0	0	2	1	1
01/02	at Houston	3	2	1	0	0.0	0	0	0	0	0
2010 totals:		77	50	27	0	3.5	0	0	3	7	

PLAYER BIOS

21 PRINCE AMUKAMARA

CORNERBACK
6-0 207 LBS.
NEBRASKA
BORN JUNE 6, 1989
LEOMINSTER, MASSACHUSETTS
ACQ: UFA (N.Y. GIANTS) 2016
EXP: 6TH YEAR



TRANSACTIONS

• Originally drafted by the N.Y. Giants in the first round (19th overall) of the 2011 NFL Draft ... Signed as an unrestricted free agent by Jacksonville on 3/11/15

PRO (Games played/started - 60/48, 4/0)

• Sixth-year CB has played in 60 regular season games with 48 starts, including four postseason contests
• Career totals include 281 tackles (245 solo), seven interceptions, 45 passes defensed, three forced fumbles and one fumble recovery
• In the postseason, has tallied three tackles (two solo)

2016 (w/ JAX - 5/3)

- **9/11 vs. G.B.:** Started at RCB in the team's season opener and tallied two solo tackles and one pass defensed
- **9/18 at S.D.:** Inactive (hamstring)
- **9/25 vs. BAL:** Inactive (hamstring)
- **10/2 vs. IND:** Saw 53 snaps at CB and made three solo tackles, including one tackle for loss
- **10/16 at CHI:** Started at LCB and made four solo tackles, and one pass defensed
- **10/23 vs. OAK:** Started at LCB and made a season-high seven solo tackles
- **10/27 at TEN:** Saw action at CB and made four solo tackles

2015 (w/ NYG - 11/10)

Played in 11 games with 10 starts and totaled 63 tackles (55 solo), nine passes defensed, one interception, one forced fumble and one fumble recovery ... Missed five games due to a pectoral injury

- **9/13 at DAL:** Started at RCB and recorded eight tackles
- **9/24 vs. WAS:** Started at RCB and recorded eight tackles, three passes defensed and snagged an interception
- **10/4 at BUF:** Started at RCB and registered six tackles (five solo), one pass defensed, one forced fumble and one fumble recovery

2014 (w/ NYG - 8/8)

Started each of the season's first eight games at RCB ... Suffered a torn right bicep on 11/3 vs. Indianapolis and was put on injured reserve after successful surgery ... Finished the season with 46 tackles (37 solo), a career-high three interceptions and 11 passes defensed

- **9/8 at DET:** Had eight tackles (four solo) and two passes defensed
- **9/14 vs. ARI:** Had a season-high nine tackles (eight solo) and a pass defensed
- **9/21 vs. HOU:** Contributed five tackles (four solo) and an interception
- **9/25 at WAS:** Had three solo tackles and in interception return for 11 yards
- **10/19 at DAL:** Recorded seven tackles and an interception

2013 (w/ NYG - 16/16)

Started every game at RCB for the first time in his career ... Finished fourth on the team with 83 tackles (72 solo) and was second with 14 passes defensed ... Also had an interception and two forced fumbles

- **9/15 vs. DEN:** Credited with a season-high eight solo tackles
- **12/29 vs. WAS:** Contributed five tackles (four solo) and two passes defensed

2012 (w/ NYG - 13/11)

Played in 13 games with 11 starts at RCB ... Finished the season with 59 tackles (44 solo), an interception and six passes defensed

- **9/30 at CAR:** Made his first career start and had a tackle and pass defensed
- **10/14 at S.F.:** Led team with six tackles and three passes defensed and tallied an interception off of QB **Alex Smith** on the first play of the second quarter
- **11/11 at CIN:** Posted a team- and career-high 10 tackles (seven solo)

2011 (w/ NYG - 7/0, 4/0)

Played in the final seven regular season games and all four postseason contests ... His season was cut in half because of a fractured foot suffered in first training camp practice on 8/6 ... Was inactive for the season's first nine games ... Finished with 14 tackles (12 solo), one interception, three passes defensed and a fumble recovery ... In the postseason, had three tackles (two solo)

- **11/20 vs. PHI:** Made NFL debut ... On his second play, intercepted QB **Vince Young** and finished with five solo tackles
- **2/5 vs. N.E.:** Credited with one solo tackle in Super Bowl XLVI

COLLEGE (at Nebraska, 2007-10)

• Played in 49 games with 31 starts, starting 16 games at RCB and 15 at LCB
• Career totals include 161 tackles (100 solo), five interceptions, 26 passes defensed,

four sacks, six tackles for loss, three forced fumbles and one fumble recovery
• As a senior, was a unanimous All-America selection and All-Big 12 Conference first-team choice
• Named Big 12 Defensive Player of the Year, joining **Ndamukong Suh** and **Grant Wistrom** as the only Cornhuskers to win the award
• The defensive captain started all 14 games at LCB and ranked sixth on the team with 59 tackles (36 solo), including one sack

PERSONAL

• Starred at Apollo High School (Glendale, Ariz.) and named the state's player of the year by the Arizona Republic and All-Arizona Informant Offensive Player of the Year as a senior
• Two-way starter at running back, rushing for nearly 50 touchdowns and 3,389 yards over his final two seasons, adding 664 receiving yards and 125 tackles
• Helped the Apollo basketball team win three straight Class 4A state titles
• A member of the track and field squad, where he won the Class 4A state titles in both the 100-meter and 200-meter dashes as a senior
• Married (Pilar) with a daughter Princess Paisley and a son, Princeton
• Family comes from royal bloodlines in Nigeria, as his great grandfather was the king of the Awo-Omamma in Iwo State of Nigeria, while Romanus Amukamara was chief
• Has five sisters whose names are Princess, Precious, Promise, Peace and Passionate
• Twitter handle is @PrinceAmukamara



REGULAR SEASON CAREER STATISTICS

YEAR	TEAM	GP/GS	TKL	SOLO	ASST	SACKS	FF	FR	PD	INT
2011	NYG	7/0	14	12	2	0.0	0	1	3	1
2012	NYG	13/11	59	45	14	0.0	0	0	6	1
2013	NYG	16/16	83	72	11	0.0	2	0	14	1
2014	NYG	8/8	46	37	9	0.0	0	0	11	3
2015	NYG	11/10	63	55	8	0.0	1	1	9	1
2016	JAX	5/3	20	20	0	0.0	0	1	2	0
NFL totals:		6 yrs. 60/48	281	245	36	0.0	3	2	45	7



POSTSEASON CAREER STATISTICS

YEAR	TEAM	GP/GS	TKL	SOLO	ASST	SACKS	FF	FR	PD	INT
2011	NYG	4/0	3	2	1	0.0	0	0	0	0
NFL totals:		5 yrs. 4/0	3	2	1	0.0	0	0	0	0



CAREER HIGHS

	GAME	SEASON
Tackles:	10 (11/11/12 at CIN)	83 (2013)
Interceptions:	1 (seven times, last: 9/25/15 at WAS)	3 (2014)
Forced fumbles:	1 (three times, last: 10/4/15 at BUF)	2 (2013)
Fumble recoveries:	1 (two times, last: 10/4/15 at BUF)	1 (2011 & 2015)
Passes defensed:	3 (two times, last: 9/24/15 vs. WAS)	14 (2013)



2016 GAME-BY-GAME STATISTICS

DATE	OPP	TKL	SOLO	ASST	ST	SACKS	FF	FR	PD	INT
09/11	vs. Green Bay	2	2	0	0	0.0	0	0	1	0
09/18	at San Diego				ina					
09/25	vs. Baltimore				ina					
10/02	vs. Indianapolis	3	3	0	0	0.0	0	0	0	0
	BYE WEEK									
10/16	at Chicago	4	4	0	0	0.0	0	0	1	0
10/23	vs. Oakland	7	7	0	0	0.0	0	0	0	0
10/27	at Tennessee	4	4	0	0	0.0	0	0	0	0
11/06	at Kansas City									
11/13	vs. Houston									
11/20	at Detroit									
11/27	at Buffalo									
12/04	vs. Denver									
12/11	vs. Minnesota									
12/18	at Houston									
12/24	vs. Tennessee									
01/01	at Indianapolis									
2016 totals:		20	20	0	0	0.0	0	0	2	0

PLAYER BIOS

2015 GAME-BY-GAME STATISTICS									
DATE	OPP	TKL	SOLO	ASST	SACKS	FF	FR	PD	INT
09/13	at Dallas	8	6	2	0.0	0	0	0	0
09/20	vs. Atlanta	4	4	0	0.0	0	0	1	0
09/24	vs. Washington	8	6	2	0.0	0	0	3	1
10/04	at Buffalo	6	5	1	0.0	1	1	2	0
10/11	vs. San Francisco	6	5	1	0.0	0	0	1	0
10/29	at Philadelphia				ina				
10/25	vs. Dallas				ina				
11/01	at New Orleans				ina				
11/08	at Tampa Bay				ina				
11/15	vs. New England				ina				
BYE WEEK									
11/29	at Washington	4	3	1	0.0	0	0	0	0
12/06	vs. N.Y. Jets	5	4	1	0.0	0	0	0	0
12/14	at Miami	5	5	0	0.0	0	0	0	0
12/20	vs. Carolina	7	7	0	0.0	0	0	2	0
12/27	at Minnesota	6	6	0	0.0	0	0	1	0
01/03	vs. Philadelphia	4	4	0	0.0	0	0	0	0
2015 totals:		63	55	8	0.0	1	1	10	1

2012 GAME-BY-GAME STATISTICS									
DATE	OPP	TKL	SOLO	ASST	SACKS	FF	FR	PD	INT
09/05	vs. Dallas				ina				
09/16	vs. Tampa Bay				ina				
09/20	at Carolina	1	1	0	0.0	0	0	1	0
09/30	at Philadelphia	5	3	2	0.0	0	0	1	0
10/07	vs. Cleveland	2	1	1	0.0	0	0	0	0
10/14	at San Francisco	6	5	1	0.0	0	0	3	1
10/21	vs. Washington	6	5	1	0.0	0	0	1	0
10/28	at Dallas	8	6	2	0.0	0	0	0	0
11/04	vs. Pittsburgh	3	2	1	0.0	0	0	0	0
11/11	at Cincinnati	10	7	3	0.0	0	0	0	0
BYE WEEK									
11/25	vs. Green Bay	3	3	0	0.0	0	0	0	0
12/03	at Washington	7	5	2	0.0	0	0	0	0
12/09	vs. New Orleans	2	2	0	0.0	0	0	0	0
12/16	at Atlanta				ina				
12/23	at Baltimore	0	0	0	0.0	0	0	0	0
12/30	vs. Philadelphia	4	4	0	0.0	0	0	0	0
2012 totals:		57	44	13	0.0	0	0	6	1

2014 GAME-BY-GAME STATISTICS									
DATE	OPP	TKL	SOLO	ASST	SACKS	FF	FR	PD	INT
09/08	at Detroit	8	4	4	0.0	0	0	2	0
09/14	vs. Arizona	9	8	1	0.0	0	0	1	0
09/21	vs. Houston	5	4	1	0.0	0	0	2	1
09/25	at Washington	3	3	0	0.0	0	0	2	1
10/05	vs. Atlanta	4	3	1	0.0	0	0	2	0
10/12	at Philadelphia	6	5	1	0.0	0	0	0	0
10/19	at Dallas	7	7	0	0.0	0	0	2	1
BYE WEEK									
11/03	vs. Indianapolis	3	3	0	0.0	0	0	0	0
11/09	at Seattle				IR				
11/16	vs. San Francisco				IR				
11/23	vs. Dallas				IR				
11/30	at Jacksonville				IR				
12/07	at Tennessee				IR				
12/14	vs. Washington				IR				
12/21	at St. Louis				IR				
12/28	vs. Philadelphia				IR				
2014 totals:		45	37	8	0.0	0	0	11	3

2011 GAME-BY-GAME STATISTICS									
DATE	OPP	TKL	SOLO	ASST	SACKS	FF	FR	PD	INT
09/11	at Washington				ina				
09/19	vs. St. Louis				ina				
09/25	at Philadelphia				ina				
10/02	at Arizona				ina				
10/09	vs. Seattle				ina				
10/16	vs. Buffalo				ina				
BYE WEEK									
10/30	vs. Miami				ina				
11/06	at New England				ina				
11/13	at San Francisco				ina				
11/20	vs. Philadelphia	5	5	0	0.0	0	0	1	1
11/28	at New Orleans	1	1	0	0.0	0	1	0	0
12/04	vs. Green Bay	2	0	2	0.0	0	0	0	0
12/11	at Dallas	4	4	0	0.0	0	0	0	0
12/18	vs. Washington	2	2	0	0.0	0	0	1	0
12/24	at N.Y. Jets	0	0	0	0.0	0	0	0	0
01/01	vs. Dallas	0	0	0	0.0	0	0	0	0
2011 totals:		14	12	2	0.0	0	1	2	1


2013 GAME-BY-GAME STATISTICS									
DATE	OPP	TKL	SOLO	ASST	SACKS	FF	FR	PD	INT
09/08	at Dallas	5	3	2	0.0	0	0	1	0
09/15	vs. Denver	8	8	0	0.0	1	0	1	0
09/22	at Carolina	6	5	1	0.0	0	0	1	0
09/29	at Kansas City	3	2	1	0.0	0	0	2	1
10/06	vs. Philadelphia	2	2	0	0.0	0	0	0	0
10/10	at Chicago	7	6	1	0.0	0	0	0	0
10/21	vs. Minnesota	6	5	1	0.0	0	0	0	0
10/27	at Philadelphia	7	5	2	0.0	1	0	0	0
BYE WEEK									
11/10	vs. Oakland	3	3	0	0.0	0	0	0	0
11/17	vs. Green Bay	7	6	1	0.0	0	0	0	0
11/24	vs. Dallas	5	5	0	0.0	0	0	1	0
12/01	at Washington	5	5	0	0.0	0	0	2	0
12/08	at San Diego	7	5	2	0.0	0	0	0	0
12/15	vs. Seattle	3	3	0	0.0	0	0	2	0
12/22	at Detroit	4	4	0	0.0	0	0	1	0
12/29	vs. Washington	5	4	1	0.0	0	0	2	0
2013 totals:		83	70	13	0.0	2	0	13	1

01/08	vs. Atlanta	2	1	1	0.0	0	0	0	0
01/15	at Green Bay	0	0	0	0.0	0	0	0	0
01/22	at San Francisco	0	0	0	0.0	0	0	0	0
02/05	at New England	1	1	0	0.0	0	0	0	0
Postseason totals:		3	2	1	0.0	0	0	0	0

PLAYER BIOS

94

RICHARD ASH



DEFENSIVE TACKLE

6-3 314 LBS.

WESTERN MICHIGAN

BORN AUGUST 4, 1992

PAHOKEE, FLORIDA

ACQ: FREE AGENT 2015

EXP: 1ST YEAR

TRANSACTIONS

Signed by Jacksonville as an undrafted free agent on 5/11/15 ... Waived on 9/5/15 ... Signed by Jacksonville to the practice squad on 9/6/15 ... Promoted to the active roster on 1/1/16 ... Waived on 9/2/16 ... Signed to practice squad on 9/4/16 ... Signed to active roster on 10/25/16

PRO (Games played/started - 2/0)

- Signed to active roster after spending the first seven weeks of the season on the team's practice squad in 2016
- As a rookie, spent 15 weeks on the practice squad and played in the team's regular season finale after signing as an undrafted free agent

2016 (w/ JAX - 1/0)

Spent the first seven weeks of the season on the practice squad

- **10/27 at TEN:** Made his season debut at DT and had four tackles (one solo)

2015 (w/ JAX - 1/0)

Spent his rookie season on Jacksonville's practice squad before promotion to the active roster prior to the team's regular season finale at Houston

- **1/3 at HOU:** Saw action at DT, playing 17 snaps

COLLEGE (at Michigan, 2011-13; at Western Michigan, 2014)

- Fifth-year senior appeared in all 13 games with 12 starts in 2014
- Registered 42 total tackles and finished third on the team in tackles for loss with 7.5
- Transferred from Michigan following the 2013 season
- At Michigan, career totals include three tackles (one solo)
- Graduated from Michigan in 2014
 - **10/1/11 vs. Minnesota:** Made his collegiate debut at NT and appeared in three games during Michigan's Sugar Bowl championship season
 - **11/30/11 vs. Ohio State:** Made his first career tackle

PERSONAL

- Three-year varsity letterman at Pahokee (Fla.) High School and registered 45 tackles, 13 tackles for loss, 4.0 sacks and recovered two fumbles as a senior
- Recorded 84 tackles, seven TFLs, 5.0 sacks, one INT, five forced fumbles and two fumble recoveries during his junior year

REGULAR SEASON CAREER STATISTICS

YEAR	TEAM	GP/GS	TKL	SOLO	ASST	ST	SACKS	FF	FR	PD	TFL
2015	JAX	1/0	0	0	0	0	0.0	0	0	0	0
2016	JAX	1/0	4	1	3	0	0.0	0	0	0	0
NFL totals: 2 yrs.		2/0	4	1	3	0	0.0	0	0	0	0

2016 GAME-BY-GAME STATISTICS

DATE	OPP	TKL	SOLO	ASST	ST	SACKS	FF	FR	PD	TFL	
09/11	vs. Green Bay					ps					
09/18	at San Diego					ps					
09/25	vs. Baltimore					ps					
10/02	vs. Indianapolis					ps					
BYE WEEK											
10/16	at Chicago					ps					
10/23	vs. Oakland					ps					
10/27	at Tennessee	4	1	3	0	0.0	0	0	0	0	
11/06	at Kansas City										
11/13	vs. Houston										
11/20	at Detroit										
11/27	at Buffalo										
12/04	vs. Denver										
12/11	vs. Minnesota										
12/18	at Houston										
12/24	vs. Tennessee										
01/01	at Indianapolis										
2016 totals:		4	1	3	0	0.0	0	0	0	0	

2015 GAME-BY-GAME STATISTICS

DATE	OPP	TKL	SOLO	ASST	ST	SACKS	FF	FR	PD	TFL	
09/13	vs. Carolina					ps					
09/20	vs. Miami					ps					
09/27	at New England					ps					
10/04	at Indianapolis					ps					
10/11	at Tampa Bay					ps					
10/18	vs. Houston					ps					
10/25	vs. Buffalo					ps					
BYE WEEK											
11/08	at N.Y. Jets					ps					
11/15	at Baltimore					ps					
11/19	vs. Tennessee					ps					
11/29	vs. San Diego					ps					
12/06	at Tennessee					ps					
12/13	vs. Indianapolis					ps					
12/20	vs. Atlanta					ps					
12/27	at New Orleans					ps					
01/03	at Houston	0	0	0	0	0.0	0	0	0	0	
2015 totals:		0	0	0	0	0.0	0	0	0	0	

PLAYER BIOS

68

KELVIN BEACHUM

OFFENSIVE LINEMAN

6-3 303 LBS.

SOUTHERN METHODIST

BORN JUNE 8, 1989

MEXIA, TEXAS

ACQ: UFA (PITTSBURGH) 2016

EXP: FIFTH YEAR



- Started all 52 games in four seasons
- As a senior, was named to Conference USA All-Academic team and selected to the Lombardi Award and Outland Award watch lists
- Named first-team Conference USA after his junior season
- Redshirted his first season in 2007

PERSONAL

- Attended Mexia (Texas) High School where he was named first-team All-District 19-3A as a senior and second-team All-District as a junior
- Allowed only one sack in 2006
- Averaged a double-double in basketball
- Son of Kelvin, Sr. and Culetta Beachum
- Full name: Kelvin Lee Beachum Jr.
- Twitter handle is @KelvinBeachumJr

TRANSACTIONS

Originally drafted by Pittsburgh in the seventh round (248th overall) of the 2012 NFL Draft ... Signed by Jacksonville as an unrestricted free agent on 3/16/16

PRO (Games played/started - 51/46, 1/1)

- In four NFL seasons, has appeared in 51 games with 46 starts at LT, RT and TE

2016 (w/ JAX - 6/6)

- **9/11 vs. G.B.:** Made his Jaguars debut, starting at LT
- **9/18 at S.D.:** Started at LT before exiting the game in the third quarter with a concussion
- **9/25 vs. BAL:** Inactive (concussion)
- **10/2 vs. IND:** Returned from injury to start at LT, helping the team rush for a season-high 136 yards
- **10/16 at CHI:** Started at LT
- **10/23 vs. OAK:** Started at LT in his 50th career game played
- **10/27 at TEN:** Started at LT

2015 (w/ PIT - 6/6)

Placed on the team's injured reserve due to a left knee injury on Oct. 19

- **9/10 at N.E.:** Started third straight season-opening game on the offensive line ... Was part of an offensive line that helped the Steelers have a 300-yard passer, 100-yard rusher and 100-yard receiver
- **9/20 vs. S.F.:** Was part of an offensive line that did not allow a sack and blocked for an offense that gained 453 net yards

2014 (w/ PIT - 16/16, 1/1)

Started at LT in all 16 games during the regular season ... Started at LT in postseason debut vs. Baltimore in the AFC Wild Card Game

- **9/7 vs. CLE:** Started on the offensive line that helped pave the way for RB **Le'Veon Bell** to eclipse the 100-yard rushing mark
- **9/21 at CAR:** Was part of an offensive line that allowed only one sack ... Helped block for 264 rushing yards, including two 100-yard performances from Bell and LB **LaGarrette Blount**
- **10/26 vs. IND:** Was part of an offensive line that allowed zero sacks in 49 pass attempts and allowed QB **Ben Roethlisberger** to throw for team records in completions (40), passing yards (522) and passing touchdowns (6)
- **11/02 vs. BAL:** Was part of an offensive line that helped block for Roethlisberger to throw six touchdowns and to total an NFL record 12 touchdown passes in back-to-back games
- **11/17 at TEN:** Was part of an offensive line that helped pave the way for Bell to record the fourth-highest single-game rushing total in team history (204 yards)
- **12/07 at CIN:** Was part of an offensive line that allowed zero sacks in 39 pass attempts
- **12/28 vs. CIN:** Was part of offensive line that allowed zero sacks in 38 pass attempts

2013 (w/ PIT - 15/12)

Played in 15 games, making 12 starts (11 at LT and one at TE)

- **9/8 vs. TEN:** Saw action at C in placed of injured C **Maurkice Pouncey**
- **10/13 at NYJ:** Made his first career start at LT and was part of an offensive line that helped control the football for 35:49
- **11/03 at N.E.:** Was part of an offensive line that helped the Steelers amass a season-high 479 net yards
- **11/17 vs. DET:** Was part of an offensive line that helped produce four scoring drives of 60+ yards
- **11/24 at CLE:** Member of an offensive line that did not allow a sack
- **11/28 at BAL:** Was part of an offensive line that produced touchdown drives on three of the final four possessions
- **12/22 at G.B.:** Was part of an offensive line that helped block for a Steelers' rushing attack to gain a season-high 151 yards
- **12/28 vs. CLE:** Was part of an offensive line that allowed one sack or less for the third straight game

2012 (w/ PIT - 7/5)

Appeared in seven games, and started the final five contests at RT as a rookie

- **9/23 at OAK:** Saw action on special teams and on the offensive line for the first time in his career, filling in at RT for injured RT **Marcus Gilbert** and **Mike Adams**
- **12/2 at BAL:** Made his first career start at RT for the injured Adams

COLLEGE (at Southern Methodist, 2007-11)

PLAYER BIOS

12 ARRELIOUS BENN

WIDE RECEIVER

6-2 220 LBS.

ILLINOIS

BORN SEPTEMBER 8, 1988

WASHINGTON, D.C.

ACQ: FREE AGENT 2015

EXP: 6TH YEAR



TRANSACTIONS

Originally drafted by Tampa Bay in the second round (39th overall) of the 2010 draft ... Traded to Philadelphia on 3/15/13 ... Waived on 5/16/14 ... Signed by Philadelphia as a free agent on 5/19/14 ... Waived on 9/6/14 ... Signed by Jacksonville as a free agent on 1/5/15 ... Placed on injured reserve on 8/24/15 ... Released on 9/3/16 ... Signed on 9/4/16.

PRO (Games played/started - 44/24)

- Fifth-year WR has played in 44 games with 24 starts in Tampa Bay and Jacksonville
- Also spent time with Philadelphia from 2013-14
- Career totals include 63 receptions for 962 yards (15.3 avg.) and six TDs
- Added 13 kickoff returns for 23.5 avg. and 15 rushes for 44 yards
- Has 14 career receptions of 25-plus yards and four of 50-plus yards

2016 (w/ JAX - 7/0)

- **9/11 vs. G.B.:** Made his Jaguars debut and made one special teams tackle
- **9/18 at S.D.:** Had one reception for nine yards and played on special teams
- **9/25 vs. BAL:** Played 21 snaps on special teams
- **10/2 vs. IND:** Posted one reception for one yard ... Played 20 snaps on special teams and made one special teams tackle
- **10/16 at CHI:** Posted the game-winning 51-yard touchdown reception with 2:58 remaining in the fourth quarter
- **10/23 vs. OAK:** Had one reception for for 39 yards, his second consecutive game with a reception of 25+ yards
- **10/27 at TEN:** Saw action at WR and on special teams

2015 (w/ JAX - IR)

Spent training camp and preseason with Jacksonville and was placed on injured reserve on Sept. 6

2014 (w/ PHI - IR)

Spent preseason with Philadelphia and was placed on injured reserve on Aug. 29 and received an injury settlement on Sept. 6

2013 (w/ PHI - IR)

Missed the entire season with an ACL injury suffered in training camp

2012 (w/ T.B. - 8/1)

Played in eight games with one start in his final season with Tampa Bay ... Totaled four receptions for 26 yards, three rushes for 16 yards and 13 kickoff returns for 23.5-yard average ... Missed the final half of the season after being placed on injured reserve with shoulder and knee injuries

2011 (w/ T.B. - 14/14)

Started all 14 games played and produced a career-high 30 receptions for 441 yards and three TDs

- **10/16 vs. N.O.:** Registered a season-high 83 yards on three receptions including a 65-yard TD catch
- **11/20 at G.B.:** Recorded a season-high two catches of 25-plus yards and finished with 75 yards on five receptions

2010 (w/ T.B. - 15/9)

• Played in 15 games with nine starts as a rookie

• Registered 25 receptions for 395 yards and two TDs along with 35 yards on six carries

- **9/12 vs. CLE:** Made NFL debut
- **11/7 vs. ATL:** Scored his first career TD (13 yards)
- **12/12 at WAS:** Had a career-high 122 yards on four receptions and his only career 100-yard receiving game including a career-long 64-yard catch

COLLEGE (at Illinois, 2007-09)

- Three-year letterman at Illinois
- Declared for the draft following his junior season
- Ranked fourth in school history with 3,613 all-purpose yards
- Finished his career with 159 receptions for 2,221 yards and seven TDs
- Saw action as a true freshman and earned Big Ten Freshman of the Year honors

PERSONAL

- Attended Dunbar High School in Washington, D.C.
- Named USA Today first-team All-American and was also a Parade All-American
- Five-star player by Rivals.com and ranked as the No. 2 WR in the country by Rivals.com
- Son of Denise Benn

REGULAR SEASON CAREER STATISTICS

YEAR	TEAM	GP/GS	RECs	YDS	AVG.	LG	TD
2010	T.B.	15/9	25	395	15.8	64	2
2011	T.B.	14/14	30	441	14.7	65t	3
2012	T.B.	8/1	4	26	6.5	9	0
2016	JAX	7/0	4	100	25.0	51t	1
NFL totals: 6 yrs.		44/24	63	962	15.3	65t	6

Additional statistics: 15 rushes for 44 yards (2.9 avg.)

CAREER HIGHS

	GAME	SEASON
Receptions:	5 (11/20/11 at G.B.)	30 (2011)
Receiving yards:	122 (12/12/10 at WAS)	441 (2011)
Receiving touchdowns:	1 (six times, last: 10/16/16 at CHI)	3 (2011)

2016 GAME-BY-GAME STATISTICS

DATE	OPP	RECs	YDS	AVG.	LG	TD
09/11	vs. Green Bay	0	0	0.0	0	0
09/18	at San Diego	1	9	9.0	9	0
09/25	vs. Baltimore	0	0	0.0	0	0
10/02	vs. Indianapolis	1	1	1.0	1	0
BYE WEEK						
10/16	at Chicago	1	51	51.0	51t	1
10/23	vs. Oakland	1	39	39.0	39	0
10/27	at Tennessee	0	0	0.0	0	0
11/06	at Kansas City					
11/13	vs. Houston					
11/20	at Detroit					
11/27	at Buffalo					
12/04	vs. Denver					
12/11	vs. Minnesota					
12/18	at Houston					
12/24	vs. Tennessee					
01/01	at Indianapolis					
2016 totals:		4	100	25.0	51t	1

Additional statistics: Two special teams tackles

2012 GAME-BY-GAME STATISTICS

DATE	GAME	RECs	YDS	AVG.	LG	TD
09/09	vs. Carolina			ina		
09/16	at N.Y. Giants	0	0	0.0	0	0
09/23	at Dallas	1	8	8.0	8	0
09/30	vs. Washington	3	18	6.0	9	0
BYE WEEK						
10/14	vs. Kansas City	0	0	0.0	0	0
10/21	vs. New Orleans	0	0	0.0	0	0
10/25	at Minnesota	0	0	0.0	0	0
11/04	at Oakland	0	0	0.0	0	0
11/11	vs. San Diego			ina		
11/18	at Carolina	0	0	0.0	0	0
11/25	vs. Atlanta			IR		
12/02	at Denver			IR		
12/09	vs. Philadelphia			IR		
12/16	at New Orleans			IR		
12/23	vs. St. Louis			IR		
12/30	at Atlanta			IR		
2012 totals:		4	26	6.5	9	0

Additional statistics: three rushes for 16 yards (5.3 avg.); three kick returns for 16 yards (5.3 avg.)

PLAYER BIOS



2011 GAME-BY-GAME STATISTICS

DATE	GAME	RECS	YDS	AVG.	LG	TD
09/11	vs. Detroit	4	27	6.8	10	0
09/18	at Minnesota	1	25	25.0	25T	1
09/25	vs. Atlanta	3	19	6.3	13	0
10/03	vs. Indianapolis	1	43	43.0	43	0
10/09	at San Francisco	3	46	15.3	33	0
10/16	vs. New Orleans	3	83	27.7	65T	1
10/23	vs. Chicago	0	0	0.0	0	0
	BYE WEEK					
11/06	at New Orleans	2	22	11.0	16	0
11/13	vs. Houston	2	47	23.5	33	0
11/20	at Green Bay	5	75	15.0	37	0
11/27	at Tennessee	1	-3	-3.0	-3	0
12/04	vs. Carolina	3	46	15.3	38	0
12/11	at Jacksonville	1	7	7.0	7	0
12/17	vs. Dallas			ina		
12/24	at Carolina	1	4	4.0	4T	1
12/30	at Atlanta			IR		
2011 totals:		30	441	14.7	65	3

Additional statistics: six rushes for -7 yards (-1.2 avg.)



2010 GAME-BY-GAME STATISTICS

DATE	GAME	RECS	YDS	AVG.	LG	TD
09/12	vs. Cleveland	0	0	0.0	0	0
09/19	at Carolina	0	0	0.0	0	0
09/26	vs. Pittsburgh	3	33	11.0	13	0
	BYE WEEK					
10/10	at Cincinnati	2	25	12.5	18	0
10/17	vs. New Orleans	1	9	9.0	9	0
10/24	vs. St. Louis	1	9	9.0	9	0
10/31	at Arizona	1	53	53.0	53	0
11/07	at Atlanta	1	14	14.0	14T	1
11/14	vs. Carolina	2	29	14.5	21	1
11/21	at San Francisco	2	14	7.0	7	0
11/28	at Baltimore	3	9	3.0	9	0
12/05	vs. Atlanta	1	28	28.0	28	0
12/12	at Washington	4	122	30.5	64	0
12/19	vs. Detroit	3	34	11.3	13	0
12/26	vs. Seattle	1	16	16.0	16	0
2010 totals:		25	395	15.8	64	2

Additional statistics: six rushes for 25 yards (5.8 avg.)

PLAYER BIOS

5 BLAKE BORTLES

QUARTERBACK

6-5 245 LBS.


CENTRAL FLORIDA

BORN APRIL 28, 1992

OVIDO, FLORIDA

ACQ: 1ST ROUND OF 2014 DRAFT (3RD)

EXP: 3RD YEAR



TRANSACTIONS

Originally drafted by Jacksonville in the first round (3rd overall) of the 2014 draft

PRO (Games played/started - 37/36)

- Third-year QB started the final 13 games as a rookie and every game of the 2015 season after being selected with the third overall pick in 2014
- Ranks third in career passing yards (9,240), pass attempts (1,371), pass completions (809), passing touchdowns (58) and third in completion percentage (59.0) in franchise history
- The first player in franchise history to have multiple games with four-plus passing TDs (three games)

2016 (w/ JAX - 7/7)

- **9/11 vs. G.B.:** Completed 24-of-39 passes (61.5 comp. pct.) for 320 yards, one TD and one INT for a 85.4 passer rating ... His 187 first-half passing yards were most for his career ... His 320 yards are the most by a Jaguars QB on kickoff weekend in franchise history
- **9/18 at S.D.:** Completed 31-of-50 passes (62.0 comp. pct.) for 329 yards, two TDs and two INTs for a 77.8 passer rating
- **9/25 vs. BAL:** Completed 24-of-38 passes (63.2 comp. pct.) for 194 yards, two TDs and three INTs for a 60.6 passer rating ... Eclipsed 50 career passing TDs in his 33rd career game, becoming the fastest Jaguars QB to 50 career passing TDs, surpassing the previous mark set by **Mark Brunell** (41 games)
- **10/2 vs. IND:** Completed 19-of-33 passes (57.6 comp. pct.) for 207 yards and two TDs ... Posted a season-best 96.4 passer rating ... Rushed seven times for 36 yards and his third career rushing TD
- **10/16 at CHI:** Completed 20 of 33 passes (60.6 comp. pct.) for 271 yards, one TD and one INT for an 84.3 passer rating ... Trailing 16-10 with 3:18 remaining in the fourth quarter, Bortles engineered a four-play, 78-yard drive that culminated in a 51-yard TD pass to WR **Arrelious Benn** with 2:58 remaining ... The victory marked Bortles' fifth come-from-behind fourth-quarter victory
- **10/23 vs. OAK:** Accounted for 279 yards of offense, completing 23 of 42 passes (53.5 comp. pct.) for 246 yards, one TD and two INTs for a 58.9 passer rating, as well as rushing for 33 yards on five carries
- **10/27 at TEN:** Completed 33-for-54 passes (61.1 comp. pct.) for 337 yards and three TDs for a 97.5 passer rating

2015 (w/ JAX - 16/16)

Completed 355 of 606 passes (58.6 comp. pct.) for 4,428, 35 TDs and 18 INTs for an 88.2 passer rating ... Set single-season franchise records for yards, completions, attempts and touchdowns ... Threw a TD in 15 straight games from 9/13/15 to 12/27/15, the longest streak in franchise history ... Threw for the NFL's second-most passing TDs (35) in 2015, behind only New England's **Tom Brady** ... Joins **Dan Marino** (1984) as the only first- or second-year QBs in NFL history to throw for 4,400-plus yards and 35-plus TDs in a single season ... Became the youngest QB in NFL history to throw for 4,000-plus yards and 35-plus TDs and rush for 300-plus yards in a season. ... The only other players in NFL history to achieve the feat are **Daunte Culpepper** (2004) and **Steve Young** (1998) ... Finished the season with 72 completions of 20-plus yards, the most in the NFL and the most in a season in Jaguars history (the previous record for completions of 20-plus yards by a Jaguars QB was 44, set by **Mark Brunell** in 1997 and 2001 and **David Garrard** in 2004) ... Threw for 300-plus yards on six occasions in 2015, tied for the most 300-yard passing games by a Jaguars QB in a single season ... Youngest QB in NFL history to throw for at least 25 TDs and rush for at least one TD in a single season

- **9/13 vs. CAR:** Became the second QB in franchise history to start on opening day before turning 24 years old ... Completed 22-of-40 for 183 yards and 1 TD, while also rushing four times for 26 yards (6.5 rush avg.) ... Surpassed 3,000 career passing yards on a 6-yard TD completion to **Rashad Greene** in the second quarter ... His 22 completions are tied for the seventh-most in a season opener in franchise history
- **9/20 vs. MIA:** Completed 18-of-33 for 273 yards and two TDs ... Captained his second career fourth-quarter game-winning drive, marching the Jaguars 66 yards on nine plays to set up K **Jason Myers'** game-winning 28-yard FG with :40 left
- **10/4 at IND:** Completed 28-of-50 passes (56.0 comp. pct.) for 298 yards and one TD for an 80.2 passer rating ... The 50 pass attempts by Bortles were the most of his career and the fifth-most in franchise history ... Joins **Byron Leftwich** (54), **Mark Brunell** (52, 50) and **Chad Henne** (51, 51) as the only players in Jaguars history to register 50-plus pass attempts in a single game
- **10/11 at T.B.:** Completed 23-of-33 passes (69.7 comp. pct.) for 303 yards, four TDs and one INT ... First time in Bortles' 19-game career that he threw

three or more touchdowns ... Bortles joins **Mark Brunell** (11/29/98), **David Garrard** (10/31/10), **Quinn Gray** (12/30/07) and **Chad Henne** (11/18/12) as the only Jaguars quarterbacks to throw for four touchdowns in a single game

- **10/18 vs. HOU:** Completed 30-of-53 passes for 331 yards, three TDs and three INTs ... His 53 pass attempts were the second-most in franchise history and most since **Byron Leftwich** recorded 54 on 10/10/04 at San Diego ... Has thrown for 300+ yards in back-to-back games for the first time in his career
- **10/25 vs. BUF:** Completed 13-of-29 passes for 182 yards, 2 TDs and one INT ... Threw a 31-yard game-winning touchdown pass to WR **Allen Hurns** with 2:25 remaining in the fourth quarter
- **11/8 at NYJ:** Completed 24 of 40 passes for a career-high 381 yards, two TDs and two INTs ... 381 passing yards were fourth-most in franchise history ... Joins **Mark Brunell** as the only QBs in franchise history to throw for 375-plus yards in a single game ... Has thrown for two-plus touchdowns in four consecutive games, tying the franchise record for most consecutive games with two-plus passing TDs (**Chad Henne** in 2013 and **David Garrard** in 2007)
- **11/19 vs. TEN:** Completed 21 of 30 passes for 242 yards, one TD and one INT for a 91.2 passer rating ... His fourth-quarter TD pass to **Julius Thomas** was his 20th of the season, placing him with **David Garrard** (23 in 2010) and **Mark Brunell** (20 in 1998 and 2000) as the only QBs in Jaguars history to throw for 20-plus TD passes in a season
- **11/29 vs. S.D.:** Completed 30-of-49 passes for 329 yards, two TDs and one INT ... The fourth game with at least 300 passing yards and two passing TDs in 2015, the most such games ever in Jaguars single-season history
- **12/6 at TEN:** Completed 24-of-36 passes for 322 yards and a career-high five TDs ... Became the youngest player in NFL history to throw for 320-plus yards, five-plus TDs and zero INTs in a single game ... His five TDs is the most by a Jaguars QB in a single game ... Joins **Dan Marino** (22, 1984) and **Matthew Stafford** (23, 2011) as the only QBs age 23-or-younger in NFL history to throw for 27 or more TDs through the first 12 games of the season ... Tallied a career-high 134.5 passer rating
- **12/13 vs. IND:** Completed 16 of 30 passes (58.3 completion pct.) for 250 yards and three TDs for a 114.6 passer rating ... Joins **Dan Marino** (36, 1984) and **Kurt Warner** (34, 1999) as the only first- or second-year QBs to throw for 30-plus passing TDs through 13 games in a season ... Bortles (23) and **Marino** (22) are the only players age 23-or-younger to throw for 30-plus TDs through 13 games in a season ... Bortles' fourth career game with a passer rating of 100-plus and his fourth career game with three-plus passing TDs ... Has become the first player in Jaguars history to throw for three-plus TDs and zero INTs in back-to-back games
- **12/27 at N.O.:** Completed 27-of-35 passes (77.1 comp. percentage) for 368 yards, four TDs and two INTs for a passer rating of 124.5, his third highest of the season ... Bortles' 77.1 comp. percentage was the second-highest in his NFL career ... In the second half, completed 18-of-21 passes (85.7 comp. percentage) for 288 yards, three TDs and zero INTs for a perfect 158.3 passer rating

2014 (w/ JAX - 14/13)

Set franchise single-season records for a rookie with 2,908 passing yards and 280 completions while throwing for 11 TDs ... Led all NFL QBs with a 7.48 average per rush, rushing 56 times for 419 yards ... Marked the highest single-season rushing average by a QB in team history and his 419 rushing yards were second-most in team history (480, **Mark Brunell**, 1995) ... Finished with 37 completions of 20-plus yards ... Became 16th QB in Jaguars history to start a game and was one of seven rookie QBs to make their NFL debut in 2014 ... Took over as the team's starting QB in Week 4 and started the final 13 games ... Was 280 of 475 passing for 2,908 yards with 11 TDs/17 INTs and 69.5 rating ... Had 21 completions of 25-plus yards ... Rushed for 419 yards on 56 carries (7.48 avg.), the highest average by a NFL QB and second-most rushing yards by a Jaguars QB in a season

- **9/7 at PHI:** Dressed but did not play in season-opener
- **9/14 at WAS:** Dressed but did not play
- **9/21 vs. IND:** Made his NFL debut after he was inserted into the lineup to start the second half and finished 14 of 24 passing for 223 yards with two TDs/two INTs for an 82.5 passer rating ... Had four completions of 20-plus yards including a 63-yard TD pass to **Allen Hurns** ... Also had 30 rushing yards including 20-yard rush ... Engineered the offense to 289 yards in the second half after the club managed only 55 yards in the first half
- **9/28 at SD:** Made first career start and totaled 29 of 37 passing for 254 yards with one TD and two INTs for an 81.7 passer rating ... Completed 78.4 percent of his passes, the highest in NFL history for a rookie quarterback in his first career start with a minimum 30 attempts ... Hooked up with TE **Nic Jacobs** for a two-yard score in the second quarter ... Had five carries for 24 yards ... His 29 completions set single-game franchise record by a rookie and his completions, attempts and yards were most by a Jaguars rookie QB in first career start
- **10/5 vs. PIT:** Started at QB for first time at home and was 22 of 36 passing for 191 yards with two INTs for a 52.0 rating
- **10/12 at TEN:** Threw for 336 yards and one TD on 32 of 46 passing (69.6 pct.), tying **Byron Leftwich** (10/5/03 vs. San Diego) for most passing yards by a rookie in team history ... His 46 attempts and 32 completions were the most in franchise history by a rookie ... Had a 59-yard completion to TE **Clay Harbor** and hooked up with Harbor for a 20-yard TD pass in the fourth quarter ... Marked first AFC South start ... Led team in rushing with five carries for 38 yards
- **10/19 vs. CLE:** Was 17 of 31 passing for 159 yards with one TD and 3 INTs ... Had 31-yard TD pass to WR **Allen Robinson** in the second quarter ... Added five carries for 37 yards with a long of 18 yards. Had four completions of 20-plus yards
- **10/26 vs. MIA:** Threw for 221 yards and one TD on 18 of 34 passing ... Had two INTs, both returned for scores ... Hooked up with **Allen Robinson** for a 48-yard TD

PLAYER BIOS

in the fourth quarter

- **11/2 at CIN:** Posted a career-best 96.4 rating on 22 of 33 passing (66.7 pct.) with two TDs and one INT ... Had TD passes to **Allen Hurns** of 40 and 18 yards
- **11/9 vs. DAL:** Completed 22 of 37 passes for 290 yards with one INT for a 73.0 rating ... Had four completions of 20-plus yards including a 53-yard pass to WR **Cecil Shorts**
- **11/23 at IND:** Threw for 146 yards on 15 of 27 passing
- **11/30 vs. NYG:** Completed 21 of 35 passes for 194 yards with one TD for an 84.7 rating ... Had first career fourth-quarter comeback win, leading team on a 11-play, 70-yard drive that culminated with a **Josh Scobee** FG ... Had a 30-yard TD pass to **Marqise Lee** in the third quarter and finished with four completions of 20-plus yards ... Added a career-high 68 rushing yards on five carries including a 29-yard rush ... Became only the third starting rookie quarterback to lead his team to a comeback win of 21 or more points since at least 1970
- **12/7 vs. HOU:** Was 20 of 39 passing for 205 yards with one TD for a 64.6 rating ... Had a four-yard TD pass to **Allen Hurns** in the first quarter, his first career TD pass in the first quarter ... Had three completions of 20-plus yards
- **12/14 at BAL:** Had three completions of 20-plus yards and finished 21 of 37 passing for 210 yards with one INT for a 61.8 rating
- **12/18 vs. TEN:** Earned first career division win, throwing for 115 yards and one TD ... Had a 34-yard completion to **Marqise Lee** in the third quarter ... Had five carries for 50 yards with runs of 19, 15 and 13 yards
- **12/28 at HOU:** Threw for 117 yards in season-finale on 14 of 33 passing and led team with 61 yards on three carries (20.3 avg.) ... Had a 34-yard rush in the fourth quarter, his longest rush of his career ... Set single-season franchise-record for passing yards by a rookie with 2,908

COLLEGE (at Central Florida, 2011-13)

- Played in 37 games with 30 starts
- Declared for the NFL Draft following his junior season
- Compiled a 22-5 record as a starter
- Career totals included 585 of 891 passing for 7,598 yards with 56 TDs/19 INT
- Ranked fourth in school history for passing yards and TDs
- As a junior, finished 259 of 382 passing (67.8 pct.) for 3,581 yards with 25 TDs/9 INTs and led team to a 12-1 mark and a Fiesta Bowl win
- Named MVP of the Fiesta Bowl with a win over Baylor, throwing for 301 yards and three TDs
- Majored in Interpersonal/Organizational Communication and minored in Sports and Fitness

PERSONAL

- Attended Oviedo High School where he finished his career by setting Seminole County records with 5,576 yards and 53 TDs
- Captured MVP award at the Central Florida All-Star game following senior year
- Also lettered in baseball
- His brother, Colby, plays baseball at Mississippi
- Son of Suzy and Rob Bortles
- Twitter handle is @BBortles5

REGULAR SEASON CAREER STATISTICS

PASSING

YEAR	TEAM	P/S	COMP	ATT	PCT	YDS	AVG	TD	INT	SK	RTG
2014	JAX	14/13	280	475	58.9	2,908	6.1	11	17	55	69.5
2015	JAX	16/16	355#	606#	58.6	4,428#	7.3	35#	18	51	88.2
2016	JAX	7/7	174	290	60.0	1,904	6.6	12	9	17	80.3
NFL totals: 3 yrs.		37/36	809	1,371	59.0	9,240	6.7	58	44	123	80.1

single-season franchise record

RUSHING

YEAR	TEAM	W-L*	ATT	YDS	AVG	TD
2014	JAX	3-10	56	419	7.5	0
2015	JAX	5-11	52	310	6.0	2
2016	JAX	2-5	27	145	5.4	1
NFL totals: 3 yrs.		10-26	135	874	6.5	3

* games started

CAREER HIGHS

	GAME	SEASON
Passing completions:	33 (10/27/16 at TEN)	355 (2015)
Passing attempts:	54 (10/27/16 at TEN)	606 (2015)
Passing percentage:	78.4 (9/28/14 at S.D.)	58.9 (2015)
Passing yards:	381 (11/8/15 at NYJ)	4,428 (2015)
Passing touchdowns:	5 (12/6/15 at TEN)	35 (2015)
Passer rating:	134.5 (12/6/15 at TEN)	88.2 (2015)
Rushing attempts:	6 (three times, last: 12/20/15 vs. ATL)	56 (2014)
Rushing yards:	44 (12/20/15 vs. ATL)	419 (2014)
Rushing touchdowns:	1 (three times, last: 10/2/16 vs. IND)	2 (2015)

2016 GAME-BY-GAME STATISTICS

PASSING

DATE	OPP	P/S	COMP	ATT	PCT	YDS	AVG	TD	INT	SK	RTG
09/11	vs. G.B.	1/1	24	39	61.5	320	8.2	1	1	3	85.4
09/18	at S.D.	1/1	31	50	62.0	329	6.6	2	2	2	77.8
09/25	vs. BAL	1/1	24	38	63.2	194	5.1	2	3	4	60.6
10/02	vs. IND	1/1	19	33	57.6	207	6.3	2	0	3	96.4
BYE WEEK											
10/16	at CHI	1/1	20	33	60.6	271	8.2	1	1	2	84.3
10/23	vs. OAK	1/1	23	43	53.5	246	5.7	1	2	1	58.9
10/27	at TEN	1/1	33	54	61.1	337	6.2	3	0	2	97.5
11/06	at K.C.										
11/13	vs. HOU										
11/20	at DET										
11/27	at BUF										
12/04	vs. DEN										
12/11	vs. MIN										
12/18	at HOU										
12/24	vs. TEN										
01/01	at IND										
2016 totals:		7/7	174	290	60.0	1,904	6.6	12	9	17	80.3

RUSHING

DATE	OPP	W/L	ATT	YDS	AVG	TD
09/11	vs. G.B.	0-1	2	2	1.0	0
09/18	at S.D.	0-1	3	34	11.3	0
09/25	vs. BAL	0-1	3	17	5.7	0
10/02	vs. IND	1-0	7	36	5.1	1
BYE WEEK						
10/16	at CHI	1-0	3	1	0.3	0
10/23	vs. OAK	0-1	5	33	6.6	0
10/27	at TEN	0-1	4	22	5.5	0
11/06	at K.C.					
11/13	vs. HOU					
11/20	at DET					
11/27	at BUF					
12/04	vs. DEN					
12/11	vs. MIN					
12/18	at HOU					
12/24	vs. TEN					
01/01	at IND					
2016 totals:		2-5	27	145	5.4	1

PLAYER BIOS

2015 GAME-BY-GAME STATISTICS

PASSING

DATE	OPP	P/S	COMP	ATT	PCT	YDS	AVG	TD	INT	SK	RTG
09/13	vs. CAR	1/1	22	40	55.0	183	4.6	1	2	5	54.5
09/20	vs. MIA	1/1	18	33	54.5	273	8.3	2	0	0	102.2
09/27	at N.E.	1/1	17	33	51.5	242	7.3	2	1	2	83.1
10/04	at IND	1/1	28	50	56.0	298	6.0	1	0	1	80.2
10/11	at T.B.	1/1	23	33	69.7	303	9.2	4	1	6	125.4
10/18	vs. HOU	1/1	30	53	56.6	331	6.2	3	3	3	70.6
10/25	vs. BUF	1/1	13	29	44.8	182	6.3	2	1	2	74.2
BYE WEEK											
11/08	at NYJ	1/1	24	40	60.0	381	9.5	2	2	6	87.6
11/15	at BAL	1/1	22	45	48.9	188	4.2	2	1	3	65.8
11/19	vs. TEN	1/1	21	30	70.0	242	8.1	1	1	4	91.2
11/29	vs. S.D.	1/1	30	49	61.2	329	6.7	2	1	2	86.2
12/06	at TEN	1/1	24	36	66.7	322	8.9	5*	0	2	134.5
12/13	vs. IND	1/1	16	30	53.3	250	8.3	3	0	3	114.6
12/20	vs. ATL	1/1	23	38	60.5	297	7.8	1	1	2	82.9
12/27	at N.O.	1/1	27	35	77.1	368	10.5	4	2	2	124.5
01/03	at HOU	1/1	17	32	53.1	239	7.5	0	2	8	51.4
2015 totals:	16/16	355#	606#	58.6	4,428#	7.3	35#	18	51	88.2	

* single-game franchise record
single-season franchise record

RUSHING

DATE	OPP	W/L	ATT	YDS	AVG	TD
09/13	vs. CAR	L	4	26	6.5	0
09/20	vs. MIA	W	2	27	13.5	0
09/27	at N.E.	L	3	7	2.3	0
10/04	at IND	L	4	31	7.8	0
10/11	at T.B.	L	1	21	21.0	0
10/18	vs. HOU	L	4	37	9.3	0
10/25	vs. BUF	W	5	-3	-0.6	0
BYE WEEK						
11/08	at NYJ	L	4	32	8.0	0
11/15	at BAL	W	2	25	12.5	0
11/19	vs. TEN	W	2	9	4.5	0
11/29	vs. S.D.	L	6	33	5.5	0
12/06	at TEN	L	2	-1	-0.5	0
12/13	vs. IND	W	4	17	4.3	1
12/20	vs. ATL	L	6	44	7.3	1
12/27	at N.O.	L	3	5	1.7	0
01/03	at HOU	L	0	0	0.0	0
2015 totals:	5-11	52	310	6.0	2	

2014 GAME-BY-GAME STATISTICS

PASSING

DATE	OPP	P/S	COMP	ATT	PCT	YDS	AVG	TD	INT	SK	RTG
09/07	at PHI	0/0				DNP					
09/14	at WAS	0/0				DNP					
09/21	vs. IND	1/0	14	24	58.3	223	9.3	2	2	1	82.5
09/28	at S.D.	1/1	29	37	78.4	254	6.9	1	2	3	81.8
10/05	vs. PIT	1/1	22	36	61.1	191	5.3	0	2	1	52.0
10/12	at TEN	1/1	32	46	69.6	336	7.3	1	1	6	88.6
10/19	vs. CLE	1/1	17	31	54.8	159	5.1	1	3	2	40.3
10/26	vs. MIA	1/1	18	34	52.9	221	6.5	1	2	4	58.6
11/02	at CIN	1/1	22	33	66.8	247	7.5	2	1	1	96.4
11/09	vs. DAL	1/1	22	37	59.5	290	7.8	0	1	4	73.0
BYE WEEK											
11/23	at IND	1/1	15	27	55.6	146	5.4	0	1	4	55.5
11/30	vs. NYG	1/1	21	35	60.0	194	5.5	1	0	7	84.7
12/07	vs. HOU	1/1	20	39	51.3	205	5.3	1	1	4	64.6
12/14	at BAL	1/1	21	37	56.8	210	5.7	0	1	8	61.8
12/18	vs. TEN	1/1	13	26	50.0	115	4.4	1	0	4	75.0
12/28	at HOU	1/1	14	33	42.4	117	3.5	0	0	5	52.2
2015 totals:	14/13	280	475	58.9	2,908	6.1	11	17	55	69.5	

RUSHING


DATE	OPP	W/L*	ATT	YDS	AVG	TD
09/07	at PHI			DNP		
09/14	at WAS			DNP		
09/21	vs. IND		2	30	15.0	0
09/28	at S.D.	L	5	24	4.8	0
10/05	vs. PIT	L	4	14	3.5	0
10/12	at TEN	L	5	38	7.6	0
10/19	vs. CLE	W	5	37	7.4	0
10/26	vs. MIA	L	6	48	8.0	0
11/02	at CIN	L	4	10	2.5	0
11/09	vs. DAL	L	3	3	1.0	0
BYE WEEK						
11/23	at IND	L	5	24	4.8	0
11/30	vs. NYG	W	5	68	13.6	0
12/07	vs. HOU	L	3	10	3.3	0
12/14	at BAL	L	1	2	2.0	0
12/18	vs. TEN	W	5	50	10.0	0
12/28	at HOU	L	3	61	20.3	0
2015 totals:	3-10*	56	419	7.5	2	

* games started

PLAYER BIOS

59

ARTHUR BROWN



LINEBACKER

6-4 240 LBS.

KANSAS STATE

BORN JUNE 17, 1990

WICHITA, KANSAS

ACQ: WAIVERS (BALTIMORE) 2016

EXP: 4TH YEAR

TRANSACTIONS

Originally selected by Baltimore in the second round (56th overall) of the 2013 NFL Draft ... Waived on 9/3/16 ... Claimed off waivers by Jacksonville on 9/4/16

PRO (Games played/started - 41/0)

• Fourth-year LB has played in 41 games in Baltimore and Jacksonville and tallied 12 tackles (eight solo), 0.5 sacks and forced one fumble

2016 (w/ JAX - 7/0)

- **9/11 vs. G.B.:** Saw action on special teams
- **9/18 at S.D.:** Saw action on special teams and one snap at LB
- **9/25 vs. BAL:** Saw action on special teams and played five snaps at LB
- **10/2 vs. IND:** Saw action on special teams
- **10/16 at CHI:** Saw action on special teams
- **10/23 vs. OAK:** Posted one special teams tackle
- **10/27 at TEN:** Saw action on special teams

2015 (w/ BAL - 16/0)

Saw action in all 16 games, tallying two special teams tackles

2014 (w/ BAL - 4/0)

Played in four games, competing on special teams in each contest before being placed on injured reserve on 1/2/15

2013 (w/ BAL 14/0)

Finished with 12 tackles (eight solo), a half-sack and one forced fumble

- **12/8 vs. MIN:** Recorded two tackles and his first career forced fumble
- **11/10 vs. CIN:** Produced a career-high four tackles

COLLEGE (at Kansas State, 2010-12; at Miami Fla., 2008-09)

- Led team with 100 tackles (65 solo), adding four passes defended, two interceptions and one fumble recovery to earn all Big 12 and multiple first-team All-American accolades as a senior in 2012
- Selected as the conference's defensive player of the year by league coaches en route to an 11-2 overall record and Big 12 Championship title in 2012
- Recorded a team-leading 101 tackles, two sacks, one interception and two passes defended en route to earning first-team All-Big 12 honors and conference defensive newcomer of the year
- Transferred to Kansas State after two seasons at Miami (Fla.)

PERSONAL

- Brother, Bryce, who was a running back at Kansas State, played for Seattle in 2015 after being selected by Philadelphia in the seventh round of the 2012 NFL Draft
- Attended Wichita State (Kan.) High School, where he posted 151 tackles and 10 sacks as a senior

REGULAR SEASON CAREER STATISTICS

YEAR	TEAM	GP/GS	TKL	SOLO	ASST	ST	SACKS	FF	FR	PD	TFL
2013	BAL	14/0	12	8	4	3	0.5	1	0	0	0
2014	BAL	4/0	0	0	0	0	0.0	0	0	0	0
2015	BAL	16/0	0	0	0	2	0.0	0	0	0	0
2016	JAX	7/0	0	0	0	0	0.0	0	0	0	0
NFL totals: 4 yrs.		41/0	12	8	4	5	0.5	1	0	0	0

2016 GAME-BY-GAME STATISTICS

DATE	OPP	TKL	SOLO	ASST	ST	SACKS	FF	FR	PD	TFL
09/11	vs. Green Bay	0	0	0	0	0.0	0	0	0	0
09/18	at San Diego	0	0	0	0	0.0	0	0	0	0
09/25	vs. Baltimore	0	0	0	0	0.0	0	0	0	0
10/02	vs. Indianapolis	0	0	0	0	0.0	0	0	0	0
BYE WEEK										
10/16	at Chicago	0	0	0	0	0.0	0	0	0	0
10/23	vs. Oakland	0	0	0	1	0.0	0	0	0	0
10/27	at Tennessee	0	0	0	0	0.0	0	0	0	0
11/06	at Kansas City									
11/13	vs. Houston									
11/20	at Detroit									
11/27	at Buffalo									
12/04	vs. Denver									
12/11	vs. Minnesota									
12/18	at Houston									
12/24	vs. Tennessee									
01/01	at Indianapolis									
2016 totals:		0	0	0	1	0.0	0	0	0	0

PLAYER BIOS

60

A.J. CANN

GUARD

6-3 315 LBS.

SOUTH CAROLINA

BORN OCTOBER 3, 1991

BAMBERG, SOUTH CAROLINA

ACQ: 3RD ROUND OF 2015 DRAFT (67TH)

EXP: 2ND YEAR



TRANSACTIONS

Originally drafted by Jacksonville in third round (67th overall) in 2015 draft

PRO (Games played/started - 22/20)

- Second-year G has started 20 of 22 games played, emerging as a starter in Week 4 of the 2015 season
- Highest drafted player from the University of South Carolina by the Jaguars

2016 (w/ JAX - 7/7)

- **9/11 at G.B.:** Started the team's season opener at RG
- **9/18 at S.D.:** Started at RG
- **9/25 vs. BAL:** Started at RG
- **10/2 vs. IND:** Started at RG and helped the team rush for a season-high 136 yards
- **10/16 at CHI:** Started at RG
- **10/23 vs. OAK:** Started at RG
- **10/27 at TEN:** Started at RG

2015 (w/ JAX - 15/13)

Rookie offensive lineman started 13 games at RG

- **10/4 at IND:** Made his first career start at RG, helping fellow rookie RB T.J. Yeldon rush for 100+ yards
- **10/25 vs. BUF:** Started at RG, helping RB T.J. Yeldon rush for a season-high 115 yards
- **12/13 vs. IND:** Started at RG, helping the Jaguars rush for a season-high 154 yards

COLLEGE (at South Carolina, 2010-15)

- Four-year starter, starting in 51 games, the second-most in school history (T.J. Johnson, 53)
- Three-time member of the SEC Fall Academic Honor Roll
- In 2014, named first-team All-America by Sporting News, ESPN.com and CBSsportsline.com, was a second-team All-American by Walter Camp, Associated Press and Sports Illustrated, and a third-team selection by College Sports Madness
- Earned first team All-SEC honors by the coaches and ESPN.com and was a second-team pick by the AP
- In 2013, voted a permanent team captain as a junior
- Majored in African American studies

PERSONAL

- Played on both sides of the ball for Head Coach Kevin Crosby at Bamberg-Ehrhardt (S.C.) High School
- Graded out at 96 percent with 60 knockdown blocks as an offensive tackle
- Did not give up a sack
- A.J. Cann's given name is Aaron
- Twitter handle is @AJCann50

PLAYER BIOS

22

AARON COLVIN



CORNERBACK

6-0 194 LBS.

OKLAHOMA

BORN OCTOBER 2, 1991

TULSA, OKLAHOMA

ACQ: 4TH ROUND OF 2014 DRAFT (114TH)

EXP: 3RD YEAR

TRANSACTIONS

Originally drafted by Jacksonville in the fourth round (114th overall) of the 2014 draft

PRO (Games played/started - 25/17)

- Third-year CB has seen action in 25 games with 17 starts
- Career totals include 108 tackles (90 solo), nine passes defended, 4.0 sacks, one forced fumble and one fumble recovery
- Began rookie season on reserve/physically unable to perform list after suffering an ACL injury while playing for the Jaguars coaching staff on the South squad at the Senior Bowl in 2014

2016 (w/ JAX - 3/1)

Missed the first four games of the season on the Reserve/Suspended by the Commissioner list

- **10/16 at CHI:** Made his season debut, posting five solo tackles, including one tackle for loss
- **10/23 vs. OAK:** Tallied three solo tackles at CB
- **10/27 at TEN:** Started at LCB and made two tackles (one solo)

2015 (w/ JAX - 16/15)

Started in 15 of 16 games at RCB, totaling 73 tackles (60 solo), seven passes defended, six tackles for loss and 4.0 sacks ... His 4.0 sacks are the most by an NFL DB since **Roman Harper's** 7.5 sacks in 2011 and the most by a Jaguars DB since **Aaron Beasley's** 5.0 sacks in 2000 (Colvin's 4.0 sacks are the second-most by a Jaguars DB in franchise history)

- **9/20 vs. MIA:** Made six tackles (five solo)
- **10/4 at IND:** Started at RCB, recording six tackles (five solo), including two tackles for loss, and his first career sack
- **10/11 at T.B.:** Started at RCB, tallying five tackles (five solo) and one sack
- **10/25 vs. BUF:** Made six tackles (six solo), including a sack-fumble that DE **Chris Clemons** returned for a TD ... Recorded the game-clinching PBU with 57 seconds remaining in the game to force a turnover on downs
- **11/8 at NYJ:** Made a season-high eight tackles (four solo), including one tackle for loss
- **11/19 vs. TEN:** Started at RCB, making seven tackles (seven solo), three passes defended and one sack
- **12/27 at N.O.:** Started at RCB and made a season-high nine tackles (five solo)

2014 (w/ JAX - 6/1)

Saw action in six games as a rookie and totaled 25 tackles (21 solo), two passes defended, two QB hits and one fumble recovery ... Placed on the reserve/physically unable to perform list on Aug. 26 and was activated to 53-man roster on Nov. 11

- **11/23 at IND:** Made NFL debut and saw action at CB and on special teams ... Finished with one solo tackle
- **11/30 vs. NYG:** Saw extensive action at CB ... Scored a TD on a 41-yard fumble return in the fourth quarter, his first career score ... It marked the fifth-longest fumble recovery for a touchdown in team history and longest since 2007 (77 yards, Daryl Smith, Oct. 14 vs. Houston)
- **12/7 vs. HOU:** Registered five tackles (four solo) and added one special teams tackle
- **12/18 vs. TEN:** Posted a career-high seven solo tackles and one pass defended

COLLEGE (at Oklahoma, 2010-13)

- Four-year letterman
- Appeared in 50 games with 36 starts
- Career totals include 234 tackles (170 solo), 15 tackles for a loss, 3.5 sacks, five INTs, one forced fumble, three fumble recoveries and 23 passes defended
- Started 35 of his last 36 games
- Named a semifinalist for the Thorpe Award as a senior, given to the top defensive back in college football
- Was All-Big 12 first-team selection by coaches, AP and the San Antonio Express-News
- Majored in communications

PERSONAL

- Attended Owasso (Okla.) High School
- Named a first-team All-State selection by Tulsa World and The Oklahoman as a senior in 2009
- Selected as the district 6A-4 defensive player of the year in 2009
- Last name is pronounced COLE-vin
- Son of Bryant and Lisa Colvin
- Twitter handle is @AColvin_22

REGULAR SEASON CAREER STATISTICS

YEAR	TEAM	GP/GS	TKL	SOLO	ASST	SACKS	FF	FR	PD	INT
2014	JAX	6/1	25	21	4	0.0	0	1	2	0
2015	JAX	16/15	73	60	13	4.0	1	0	7	0
2016	JAX	3/1	10	9	1	0.0	0	0	0	0
NFL totals: 3 yrs.		25/17	108	90	18	4.0	1	1	9	0

CAREER HIGHS

	GAME	SEASON
Tackles:	8 (11/8/15 at NYJ)	73 (2015)
Sacks:	1.0 (four times, last: 11/19/15 vs. TEN)	4.0 (2016)
Passes defended:	3 (11/19/15 vs. TEN)	7 (2015)
Forced fumbles:	1 (10/25/15 vs. BUF)	1 (2015)
Fumble recoveries:	1 (11/30/14 vs. NYG)	1 (2014)

2016 GAME-BY-GAME STATISTICS

DATE	OPP	TKL	SOLO	ASST	SACKS	FF	FR	PD	INT	
09/11	vs. Green Bay				--					
09/18	at San Diego				--					
09/25	vs. Baltimore				--					
10/02	vs. Indianapolis				--					
BYE WEEK										
10/16	at Chicago	5	5	0	0.0	0	0	0	0	
10/23	vs. Oakland	3	3	0	0.0	0	0	0	0	
10/27	at Tennessee	2	1	1	0.0	0	0	0	0	
11/06	Kansas City									
11/13	vs. Houston									
11/20	at Detroit									
11/27	at Buffalo									
12/04	vs. Denver									
12/11	vs. Minnesota									
12/18	at Houston									
12/24	vs. Tennessee									
01/01	at Indianapolis									
2016 totals:		10	9	0	0.0	0	0	0	0	

2015 GAME-BY-GAME STATISTICS

DATE	OPP	TKL	SOLO	ASST	SACKS	FF	FR	PD	INT	
09/13	vs. Carolina	2	1	1	0.0	0	0	0	0	
09/20	vs. Miami	6	5	1	0.0	0	0	0	0	
09/27	at New England	2	2	0	0.0	0	0	0	0	
10/04	at Indianapolis	6	5	1	1.0	0	0	0	0	
10/11	at Tampa Bay	6	5	1	1.0	0	0	0	0	
10/18	vs. Houston	4	4	0	0.0	0	0	0	0	
10/25	vs. Buffalo	6	6	0	1.0	1	0	1	0	
BYE WEEK										
11/08	at N.Y. Jets	8	4	4	0.0	0	0	0	0	
11/15	at Baltimore	4	3	1	0.0	0	0	0	0	
11/19	vs. Tennessee	7	7	0	1.0	0	0	3	0	
11/29	vs. San Diego	3	3	0	0.0	0	0	1	0	
12/06	at Tennessee	0	0	0	0.0	0	0	1	0	
12/13	vs. Indianapolis	2	2	0	0.0	0	0	0	0	
12/20	vs. Atlanta	3	3	0	0.0	0	0	0	0	
12/27	at New Orleans	9	5	4	0.0	0	0	0	0	
01/03	at Houston	5	4	1	0.0	0	0	1	0	
2015 totals:		73	60	13	4.0	1	0	7	0	

2014 GAME-BY-GAME STATISTICS

DATE	OPP	TKL	SOLO	ASST	SACKS	FF	FR	PD	INT	
09/07	at Philadelphia				PUP					
09/14	at Washington				PUP					
09/21	vs. Indianapolis				PUP					
09/28	at San Diego				PUP					
10/05	vs. Pittsburgh				PUP					
10/12	at Tennessee				PUP					
10/19	vs. Cleveland				PUP					
10/26	vs. Miami				PUP					
11/02	at Cincinnati				PUP					
11/09	vs. Dallas				PUP					
BYE WEEK										
11/23	at Indianapolis	1	1	0	0.0	0	0	0	0	
11/30	vs. N.Y. Giants	4	3	1	0.0	0	1	1	0	
12/07	vs. Houston	5	4	1	0.0	0	0	0	0	
12/14	at Baltimore	4	3	1	0.0	0	0	0	0	
12/18	vs. Tennessee	7	7	0	0.0	0	0	1	0	
12/28	at Houston	4	3	1	0.0	0	0	0	0	
2014 totals:		25	21	4	0.0	0	1	2	0	

PLAYER BIOS

37 JOHNATHAN CYPRIEN

SAFETY

6-0 223 LBS.

FLORIDA INTERNATIONAL

BORN JULY 29, 1990

NORTH MIAMI BEACH, FLORIDA

ACQ: 2ND ROUND OF 2013 DRAFT (33RD)

EXP: 4TH YEAR



- **11/24 at HOU:** Finished with six tackles (four solo) and a season-high two passes defended
- **12/1 at CLE:** Made first career INT, picking off **Brandon Weeden** in the second quarter ... Added nine tackles, one pass defended and one special teams tackle
- **12/5 vs. HOU:** Posted his second double-digit tackle game of the season, finishing with 10 tackles (seven solo) ... Added one special teams tackle
- **12/29 at IND:** Led team with three passes defended and added six solo tackles

COLLEGE (at Florida International, 2009-12)

- Four-year letterman
- Appeared in 50 career games, starting the final 45
- Career totals include a school-record 365 tackles, 22 passes defended, 13.5 tackles for a loss, seven INTs (one returned for a TD), a school-record six forced fumbles, two fumble recoveries and one sack
- His 213 solo tackles ranked fifth overall (second among DBs) among active NCAA FBS players
- First-team All-Sun Belt Conference selection
- Majored in physical therapy

TRANSACTIONS

Originally drafted by Jacksonville in the second round (33rd overall) of the 2013 draft.

PRO (Games played/started - 51/51)

- 2013 second-round pick has started 51 games in his first four seasons
- Career totals include 376 tackles (282 solo), three forced fumbles, two fumble recoveries, two INTs, three QB pressures, 12 passes defended and one sack
- Added six special teams tackles
- Third-highest drafted safety in team history behind **Reggie Nelson** (1st round, 21st overall, 2007) and **Donovin Darius** (1st round, 25th overall, 1998)

2016 (w/ JAX - 7/7)

- **9/11 vs. G.B.:** Started the team's season opener at SS and led the team with nine solo tackles
- **9/18 at S.D.:** Started at SS and made seven tackles (five solo) ... Recovered a fumble caused by rookie DE **Yannick Ngakoue's** strip-sack in the second quarter
- **9/25 vs. BAL:** Started at SS and made 10 tackles (nine solo), his 10th double-digit tackle game of his career
- **10/2 vs. IND:** Started at SS and made five tackles (four solo)
- **10/16 at CHI:** Started at SS and made six tackles (four solo) and one pass defended
- **10/23 vs. OAK:** Started at SS and made a season-high 11 solo tackles
- **10/27 at TEN:** Started at SS and tallied 12 tackles (four solo)

2015 (w/ JAX - 14/14)

- Started 14 games at SS and finished with 107 tackles (77 solo), two passes defended, one interception, one tackle for loss, one forced fumble and one fumble recovery
- **9/13 vs. CAR:** Made four stops (three solo) in season debut
 - **10/4 at IND:** Returned from injury and made his second start of the season, tallying a team-high 14 tackles (11 solo) and his first career fumble recovery
 - **10/25 vs. BUF:** Made seven tackles (seven solo) and recorded a forced fumble that was recovered by S Josh Evans at the Jacksonville 4-yard line
 - **11/8 at NYJ:** Made 13 tackles (seven solo), including two tackles for loss and one pass defended
 - **12/6 at TEN:** Started at SS and made 11 tackles (seven solo)
 - **12/13 vs. IND:** Started at SS and made six tackles (two solo) ... Added one pass defended and one INT, which he returned 48 yards to the Indianapolis 1-yard line
 - **12/27 at N.O.:** Tied for the team lead with nine tackles (seven solo) in his 43rd start at SS
 - **1/3 at HOU:** Started at SS and finished with a team-high 14 tackles (six solo)

2014 (w/ JAX - 15/15)

- Led team in 2014 with a career-high 111 tackles, the third-most among NFL DBs ... Started 15 games at SS and registered a team-high 111 tackles (77 solo) along with four passes defended, five tackles for loss and three special teams tackles ... His 111 tackles ranked as third-most among NFL defensive backs
- **9/21 vs. IND:** Returned to action and tallied seven tackles (three solo)
 - **10/5 vs. PIT:** Tallied 10 tackles (eight solo) and added one special teams tackle
 - **10/12 at TEN:** Registered a career-high 14 tackles (11 solo) along with one tackle for loss and one pass defended. Added one special teams tackle
 - **10/26 vs. MIA:** Led team with nine solo tackle
 - **11/9 vs. DAL:** Tied for team-lead with five tackles
 - **11/23 at IND:** Made eight tackles (four solo) with one for a loss
 - **12/14 at BAL:** Had a team-high nine tackles (four solo) and added one pass defended
 - **12/28 at HOU:** Produced 11 tackles (seven solo) and two tackles for loss

2013 (w/ JAX - 15/15)

- Started 15 games at SS as a rookie ... Ranked second on the team with 98 tackles (82 solo) along with two forced fumbles, one INT, one sack, six passes defended, three QB hits and one tackle for loss
- **9/8 vs. KC:** Made NFL debut with start at SS and produced three solo tackles and one QB hit
 - **9/15 at OAK:** Led secondary with a career-high eight tackles and forced a fumble of RB **Darren McFadden** in the fourth quarter that was recovered by S **Dwight Lowery**
 - **9/22 at SEA:** Stripped QB **Russell Wilson** in the second quarter, forcing a fumble that was recovered by DT **Brandon Deaderick** ... Marked first career sack and second consecutive game with a forced fumble
 - **10/6 at STL:** Led team with a career-high 12 tackles, all solo
 - **11/17 vs. ARI:** Posted a team-high eight tackles (all solo)

PERSONAL

- Attended North Miami Beach (Fla.) High School
- Team captain as a senior
- Played both SS and WR
- Honor Roll student
- Son of Roselaure and Kennel Cyprien
- One of five children



REGULAR SEASON CAREER STATISTICS

YEAR	TEAM	GP/GS	TKL	SOLO	ASST	SACKS	FF	FR	PD	INT
2013	JAX	15/15	98	82	16	1.0	2	0	6	1
2014	JAX	15/15	111*	77	34	0.0	0	0	3	0
2015	JAX	14/14	107	77	30	0.0	1	1	2	1
2016	JAX	7/7	60	46	14	0.0	0	1	1	0
NFL totals: 4 yrs.		51/51	376	282	94	1.0	3	2	12	2

* led team



CAREER HIGHS

	GAME	SEASON
Tackles:	14 (two times, last: 10/4/15)	111 (2014)
Sacks:	1.0 (9/22/13 at SEA)	1.0 (2013)
Interceptions:	1 (two times, last: 12/13/15 vs. IND)	1 (2013 & 2015)
Passes defended:	3 (12/29/13 at IND)	6 (2013)
Forced fumbles:	1 (three times, last: 10/25/15 vs. BUF)	2 (2013)
Fumble recoveries:	1 (two times, last: 9/18/16 at S.D.)	1 (2015 & 2016)



2016 GAME-BY-GAME STATISTICS

DATE	OPP	TKL	SOLO	ASST	ST	SACKS	FF	FR	PD	TFL
09/11	vs. Green Bay	9	9	0	0	0.0	0	0	0	0
09/18	at San Diego	7	5	2	0	0.0	0	1	0	0
09/25	vs. Baltimore	10	9	1	0	0.0	0	0	0	0
10/02	vs. Indianapolis	5	4	1	0	0.0	0	0	0	0
BYE WEEK										
10/16	at Chicago	6	4	2	0	0.0	0	0	1	0
10/23	vs. Oakland	11	11	0	0	0.0	0	0	0	0
10/27	at Tennessee	12	4	8	0	0.0	0	0	0	0
11/06	at Kansas City									
11/13	vs. Houston									
11/20	at Detroit									
11/27	at Buffalo									
12/04	vs. Denver									
12/11	vs. Minnesota									
12/18	at Houston									
12/24	vs. Tennessee									
01/01	at Indianapolis									
2016 totals:		60	46	14	0	0.0	0	1	1	0

PLAYER BIOS



2015 GAME-BY-GAME STATISTICS

DATE	OPP	TKL	SOLO	ASST	SACKS	FF	FR	PD	INT
09/13	vs. Carolina	4	3	1	0.0	0	0	0	0
09/20	vs. Miami				ina				
09/27	at New England				ina				
10/04	at Indianapolis	14	11	3	0.0	0	1	0	0
10/11	at Tampa Bay	5	4	1	0.0	0	0	0	0
10/18	vs. Houston	4	4	0	0.0	0	0	0	0
10/25	vs. Buffalo	7	7	0	0.0	1	0	0	0
	BYE WEEK								
11/08	at N.Y. Jets	13	7	6	0.0	0	0	1	0
11/15	at Baltimore	7	5	2	0.0	0	0	0	0
11/19	vs. Tennessee	7	7	0	0.0	0	0	0	0
11/29	vs. San Diego	3	3	0	0.0	0	0	0	0
12/06	at Tennessee	11	7	4	0.0	0	0	0	0
12/13	vs. Indianapolis	6	2	4	0.0	0	0	1	1
12/20	vs. Atlanta	5	5	0	0.0	0	0	0	0
12/27	at New Orleans	9	7	2	0.0	0	0	0	0
01/03	at Houston	14	6	8	0.0	0	0	0	0
2015 totals:		107	77	30	0.0	1	1	2	1



2014 GAME-BY-GAME STATISTICS

DATE	OPP	TKL	SOLO	ASST	SACKS	FF	FR	PD	INT
09/07	at Philadelphia	0	0	0	0.0	0	0	0	0
09/14	at Washington				ina				
09/21	vs. Indianapolis	7	3	4	0.0	0	0	0	0
09/28	at San Diego	6	4	2	0.0	0	0	0	0
10/05	vs. Pittsburgh	10	8	2	0.0	0	0	0	0
10/12	at Tennessee	14	11	3	0.0	0	0	1	0
10/19	vs. Cleveland	4	4	0	0.0	0	0	0	0
10/26	vs. Miami	9	9	0	0.0	0	0	0	0
11/02	at Cincinnati	9	4	5	0.0	0	0	0	0
11/09	vs. Dallas	5	5	0	0.0	0	0	0	0
	BYE WEEK								
11/23	at Indianapolis	8	4	4	0.0	0	0	0	0
11/30	vs. N.Y. Giants	7	6	1	0.0	0	0	0	0
12/07	vs. Houston	8	5	3	0.0	0	0	0	0
12/14	at Baltimore	9	4	5	0.0	0	0	0	0
12/18	vs. Tennessee	4	3	1	0.0	0	0	0	0
12/28	at Houston	11	7	4	0.0	0	0	0	0
2014 totals:		111	77	34	0.0	0	0	3	0



2013 GAME-BY-GAME STATISTICS

DATE	OPP	TKL	SOLO	ASST	SACKS	FF	FR	PD	INT
09/08	vs. Kansas City	3	3	0	0.0	0	0	0	0
09/15	at Oakland	8	7	1	0.0	1	0	0	0
09/22	at Seattle	7	3	4	1.0	1	0	0	0
09/29	vs. Indianapolis	5	4	1	0.0	0	0	0	0
10/06	at St. Louis	12	12	0	0.0	0	0	0	0
10/13	at Denver	5	5	0	0.0	0	0	0	0
10/20	vs. San Diego	5	4	1	0.0	0	0	0	0
10/27	vs. San Francisco	2	2	0	0.0	0	0	0	0
	BYE WEEK								
11/10	at Tennessee	3	2	1	0.0	0	0	0	0
11/17	vs. Arizona	8	8	0	0.0	0	0	0	0
11/24	at Houston	6	4	2	0.0	0	0	2	0
12/01	at Cleveland	9	8	1	0.0	0	0	1	1
12/05	vs. Houston	10	7	3	0.0	0	0	0	0
12/15	vs. Buffalo				ina				
12/22	vs. Tennessee	9	7	2	0.0	0	0	0	0
12/29	at Indianapolis	6	6	0	0.0	0	0	3	0
2013 totals:		98	82	16	1.0	2	0	6	1

PLAYER BIOS

61

SHELDON DAY



DEFENSIVE TACKLE

6-1 293 LBS.

NOTRE DAME

BORN JULY 1, 1994

INDIANAPOLIS, INDIANA

ACQ: 4TH ROUND OF 2016 DRAFT (103RD)

EXP: ROOKIE

TRANSACTIONS

- Originally drafted by Jacksonville in the fourth round (103rd overall) of the 2016 NFL Draft

PRO (Games played/started - 7/0)

Rookie DT who made his rookie debut in the team's season opener

2016 (w/ JAX - 7/0)

- 9/11 vs. G.B.:** Made his Jaguars debut and played seven snaps at DT and one on special teams
- 9/18 at S.D.:** Saw action at DT and on special teams
- 9/25 vs. BAL:** Saw action at DT, making his first career tackle, and on special teams
- 10/2 vs. IND:** Played 17 snaps at DT and had one tackle for loss
- 10/16 at CHI:** Saw action at DT and on special teams
- 10/23 vs. OAK:** Saw action at DT and on special teams
- 10/27 at TEN:** Saw action at DT and recorded one tackle for loss

COLLEGE (at Notre Dame, 2012-15)

As a senior, named season-long captain at the end of camp ... Registered 45 tackles (33 solo), 15.5 tackles for loss, 4.0 sacks, four passes defended and two forced fumbles ... His 15.5 tackles for loss were the most by a Notre Dame player since **Derek Landri** in 2006 ... Recorded at least one tackle for loss in 11 of the team's 13 games ... As a junior, registered 40 tackles (24 solo), 7.5 tackles for loss, one sack, nine quarterback hurries, two passes defended and two fumble recoveries ... Played in all 13 games as a true freshman

PERSONAL

- Son of David Day and Carol Boyd
- Attended Warren Central (Indianapolis) High School
- Second-team selection on SI.com High School All-America team
- Ranked the sixth-best defensive tackle in the country and the 50th-best player in his class by Scout.com
- Runner-up for 2011 Indiana Mr. Football award as chosen by the Indiana Football Coaches Association
- Made 55 tackles, 12 for loss, nine sacks, 12 quarterback pressures and two fumble recoveries as a senior

REGULAR SEASON CAREER STATISTICS

YEAR	TEAM	GP/GS	TKL	SOLO	ASST	ST	SACKS	FF	FR	PD	TFL
2016	JAX	7/0	2	2	0	0	0	0	0	0	1
NFL totals: 1 yr.		7/0	2	2	0	0	0	0	0	0	1

2016 GAME-BY-GAME STATISTICS

DATE	OPP	TKL	SOLO	ASST	ST	SACKS	FF	FR	PD	TFL
09/11	vs. Green Bay	0	0	0	0	0.0	0	0	0	0
09/18	at San Diego	0	0	0	0	0.0	0	0	0	0
09/25	vs. Baltimore	1	1	0	0	0.0	0	0	0	0
10/02	vs. Indianapolis	1	1	0	0	0.0	0	0	0	1
BYE WEEK										
10/16	at Chicago	0	0	0	0	0.0	0	0	0	0
10/23	vs. Oakland	0	0	0	0	0.0	0	0	0	0
10/27	at Tennessee	1	1	0	0	0.0	0	0	0	1
11/06	at Kansas City									
11/13	vs. Houston									
11/20	at Detroit									
11/27	at Buffalo									
12/04	vs. Denver									
12/11	vs. Minnesota									
12/18	at Houston									
12/24	vs. Tennessee									
01/01	at Indianapolis									
2016 totals:		3	3	0	0	0.0	0	0	0	2

PLAYER BIOS

56 DANTE FOWLER JR.

DEFENSIVE END
6-3 266 LBS.
FLORIDA
BORN AUGUST 3, 1994
ST. PETERSBURG, FLORIDA
ACQ: 1ST ROUND OF 2015 DRAFT (3RD)
EXP: 2ND YEAR



TRANSACTIONS

Originally drafted by Jacksonville in the first round (third overall) of the 2015 draft ...
Placed on injured reserve on 8/29/15

PRO (Games played/started - 7/1)

- First defensive player selected in the 2015 NFL Draft
- Second-highest defensive player drafted in Jaguars history (LB **Kevin Hardy** was selected 2nd overall in 1996)
- Joined RB **Fred Taylor** (9th, 1998), S **Reggie Nelson** (21st, 2007) and DE **Derrick Harvey** (8th, 2008) as the only players in franchise history to be drafted out of the University of Florida in the first round
- Joins Harvey as the only DEs selected in the first round in franchise history
- Ninth player selected by the Jaguars from the University of Florida, the most of any college/university in franchise history
- Became third Florida DE in last three years to be drafted in first round

2016 (w/ JAX - 7/1)

Made his NFL debut in the team's season opener

- **9/11 vs. G.B.:** Started at LEO and made three tackles (two solo) and one tackle for loss
- **9/18 at S.D.:** Recorded a career-high six tackles (five solo), including 2.0 sacks
- **9/25 vs. BAL:** Saw action at LEO and made one solo tackle and recorded his first career pass defended
- **10/2 vs. IND:** Saw action at LEO and made two solo tackles ... Posted two QB hurries, one of which resulted in **Yannick Ngakoue's** first-quarter INT after he tipped QB **Andrew Luck's** attempt
- **10/16 at CHI:** Saw action at LEO and made one solo tackle
- **10/23 vs. OAK:** Tallied two solo tackles at LEO
- **10/27 at TEN:** Saw action at LEO and totaled two tackles

2015 (w/ JAX - IR)

• Suffered a torn ACL on May 18, 2015 in Jaguars rookie mini-camp and was placed on IR on August 29, 2015

COLLEGE (at Florida, 2012-14)

- Declared for the NFL Draft following his junior season
- Played in 37 games with 25 starts
- Career totals included 140 tackles (73 solo), 34 tackles for loss, 14.5 sacks, five forced fumbles, two fumble recoveries and two passes defended
- Started the final 24 games of his career
- Served as a team captain his junior season and two games as a sophomore

PERSONAL

- Attended Lakewood Senior (St. Petersburg, Fla.) High School, where he played for Head Coach Cory Moore
- A five-star prospect ranked as the No. 3 weakside defensive side and No. 28 recruit overall by Rivals.com
- Ranked in the Rivals100 national list (No. 28), as well as the ESPN 150 national list (No. 71)
- Named an Honorable Mention All-American by Sports Illustrated
- Also competed as a shot putter, recording a top-throw of 14.32 meters
- Son of Lanora and Dante Fowler Sr.
- Has one son, Dante Fowler III, who is three years old
- Has two younger brothers, Donterio and Cam'Ron
- Twitter handle is @DanteFowler

REGULAR SEASON CAREER STATISTICS

YEAR	TEAM	GP/GS	TKL	SOLO	ASST	ST	SACKS	FF	FR	PD	TFL
2015	JAX					IR					
2016	JAX	7/1	15	13	2	0	2.0	0	0	2	3
NFL totals: 2 yrs.		7/1	15	13	2	0	2.0	0	0	2	3

2016 GAME-BY-GAME STATISTICS

DATE	OPP	TKL	SOLO	ASST	ST	SACKS	FF	FR	PD	TFL
09/11	vs. Green Bay	3	2	1	0	0.0	0	0	0	1
09/18	at San Diego	6	5	1	0	2.0	0	0	0	2
09/25	vs. Baltimore	1	1	0	0	0.0	0	0	1	0
10/02	vs. Indianapolis	2	2	0	0	0.0	0	0	1	0
BYE WEEK										
10/16	at Chicago	1	1	0	0	0.0	0	0	0	0
10/23	vs. Oakland	2	2	0	0	0.0	0	0	0	0
10/27	at Tennessee	2	0	2	0	0.0	0	0	0	0
11/06	at Kansas City									
11/13	vs. Houston									
11/20	at Detroit									
11/27	at Buffalo									
12/04	vs. Denver									
12/11	vs. Minnesota									
12/18	at Houston									
12/24	vs. Tennessee									
01/01	at Indianapolis									
2016 totals:		17	13	4	0	2.0	0	0	1	3

PLAYER BIOS

39

TASHAUN GIPSON

DEFENSIVE BACK

5-11 205 LBS.

WYOMING

BORN AUGUST 7, 1990

DALLAS, TEXAS

ACQ: UFA (CLEVELAND) 2016

EXP: 5TH YEAR



- **12/9 vs. K.C.:** Recorded his first career interception

COLLEGE (at Wyoming, 2008-11)

- Four-year starter at the University of Wyoming and started all 50 career games
- Notched nine career interceptions, which ranked tied for fourth in school history
- As a senior, recorded 95 tackles and three interceptions
- Played 38 games at Wyoming in the same defensive backfield as his brother, Marcell, one of the primary reasons he chose to attend the school
- Graduated with a degree in communications after finishing his course work during the offseason in 2015

PERSONAL

- First name is pronounced tuh-SHAWN
- Has a son, Tashaun Jr., and daughter, Nala
- His father and all three brothers played Division I football, including his brother, Marcell, who was originally signed by the Minnesota Vikings as an undrafted free agent in 2011 ... His father played football at Arizona State
- One of six children
- Attended Kimball High School in Dallas, Texas
- Received all-state honorable mention laurels ... Named the 4A District 14 Dallas City League MVP and earned first-team all-district honors both as a cornerback and as a returner during his senior season
- Also lettered in basketball and track
- Aspires to start an Alzheimer's awareness charity, as the disease has affected his family .. Works to help youth and provide them gifts during the holiday season
- Twitter handle is @Gipson_duos24

TRANSACTIONS

Originally signed by Cleveland as an undrafted free agent on 5/9/12 ... Signed by Jacksonville as an unrestricted free agent on 3/10/16

PRO (Games played/started - 57/49)

- Earned first career Pro Bowl selection in 2014 after finishing second in NFL with six interceptions
- One of eight players to register 15 or more INTs since 2012, joining CB **Richard Sherman**, DB **Glover Quin**, CB **Patrick Peterson**, S **Reggie Nelson**, CB **Aqib Talib**, CB **Earl Thomas** and CB **Trumaine Johnson**

2016 (w/ JAX - 7/7)

Made his Jaguars debut during the team's season opener

- **9/11 vs. G.B.:** Started at FS and made three solo tackles
- **9/18 at S.D.:** Started at FS and made three solo tackles
- **9/25 vs. BAL:** Registered his first INT with the Jaguars during the fourth quarter ... Also recorded three solo tackles
- **10/2 vs. IND:** Started at FS and made one solo tackle
- **10/16 at CHI:** Started at FS and made three solo tackles
- **10/23 vs. OAK:** Started at FS and made two solo tackles
- **10/27 at TEN:** Started at FS and made three tackles (two solo)

2015 (w/ CLE - 13/13, 0/0)

Started 13 games, marking the third consecutive season in which he made 10-plus starts for the Browns ... Finished with 60 tackles (42 solo), two interceptions and two passes defended ... Tackle total was his highest since registering 105 stops in 2013 ... Has recorded an interception in all four NFL seasons, including two-plus interceptions in three straight years

- **9/13 at NYJ:** Totaled five tackles (three solo) and his first interception of the season, which came against Jets QB **Ryan Fitzpatrick** in the second quarter
- **9/20 vs. TEN:** Had eight tackles (five solo), his second-highest total in 2015
- **11/1 vs. ARI:** Produced one solo (tackle) and intercepted Cardinals QB **Carson Palmer** in the third quarter
- **12/20 at SEA:** Tallied a season-high nine tackles (five solo)

2014 (w/ CLE - 11/11, 0/0)

Selected to first Pro Bowl ... Started all 11 games at free safety and added 52 tackles, eight passes defended, six interceptions, one forced fumble and one interception-return TD ... Finished second in the NFL with career-high six interceptions, despite missing final five games ... Interception total led the team and were the most by a Browns player since 2010 ... Became the first player to lead the Browns in interceptions in consecutive years since **Earl Little** from 2002-03 ... Helped Cleveland finish first in the NFL in opponent passer rating (74.1) and passes defended (99)

- **9/14 vs. N.O.:** During 26-24 victory, registered eight tackles and one interception, returning it for a career-long 62-yard TD
- **10/19 at JAX:** Earned second career multiple-interception game, picking off Jaguars QB **Blake Bortles** twice
- **10/26 vs. OAK:** After Raiders shifted out of initial FG formation picked off Raiders QB **Matt Schaub** and returned it 35 yards
- **11/2 vs. T.B.:** Picked off Buccaneers QB **Mike Glennon** in end zone to thwart Tampa Bay scoring threat
- **11/6 at CIN:** In 24-3 primetime win, recorded three tackles, one pass defended and one forced fumble ... Member of Browns defense that limited Bengals to 79 net passing yards, second fewest by an NFL team in 2014
- **11/23 at ATL:** Sustained knee injury in fourth quarter and was placed on injured reserve on 12/20

2013 (w/ CLE - 16/15, 0/0)

Started 15 of 16 games at free safety ... Totaled 105 tackles, five interceptions, his first career interception-return TD and 14 passes defended

- **9/8 vs. MIA:** Intercepted Dolphins QB **Ryan Tannehill** and returned it 29 yards
- **10/13 vs. DET:** Intercepted Lions QB **Matthew Stafford** in end zone, returning it 35 yards ... Added eight tackles
- **10/20 at G.B.:** Amassed a career-high 11 tackles and added one pass defended
- **12/15 vs. CHI:** Registered first multiple-interception game (two) and first interception-return TD ... In second quarter, grabbed his second interception of the game, returning it 44 yards

2012 (w/ CLE - 10/3, 0/0)

Appeared in 10 contests, with three starts ... Registered 29 tackles, one interception and one pass defended ... Also accounted for four stops on special teams

REGULAR SEASON CAREER STATISTICS

YEAR	TEAM	GP/GS	TKL	SOLO	ASST	INT	SACKS	FF	FR	PD
2012	CLE	10/3	29	23	6	1	0.0	0	0	1
2013	CLE	16/15	105	82	23	5	0.0	0	0	14
2014	CLE	11/11	52	28	24	6	0.0	1	0	8
2015	CLE	13/13	60	42	18	2	0.0	0	0	2
2016	JAX	7/7	18	17	1	1	0.0	0	0	1
NFL totals: 4 yrs.		57/49	264	192	72	15	0.0	1	0	26

CAREER HIGHS

	GAME	SEASON
Tackles:	11 (10/20/13 at G.B.)	95 (2013)
Interceptions:	2 (twice, last: 10/19/14 at JAX)	6 (2014)
Forced fumbles:	1 (11/6/14 at CIN)	1 (2014)
Passes defended:	4 (9/29/13 vs. CIN)	11 (2013)

2016 GAME-BY-GAME STATISTICS

DATE	OPP.	TKL	SOLO	ASST	INT	SACKS	FF	FR	PD	
09/11	vs. Green Bay	3	3	0	0	0.0	0	0	0	
09/18	at San Diego	3	3	0	0	0.0	0	0	0	
09/25	vs. Baltimore	3	3	0	1	0.0	0	0	1	
10/02	vs. Indianapolis	1	1	0	0	0.0	0	0	0	
BYE WEEK										
10/16	at Chicago	3	3	0	0	0.0	0	0	0	
10/23	vs. Oakland	2	2	0	0	0.0	0	0	0	
10/27	at Tennessee	3	2	1	0	0.0	0	0	0	
11/06	at Kansas City									
11/13	vs. Houston									
11/20	at Detroit									
11/27	at Buffalo									
12/04	vs. Denver									
12/11	vs. Minnesota									
12/18	at Houston									
12/24	vs. Tennessee									
01/01	at Indianapolis									
2016 totals:		18	17	1	1	0.0	0	0	1	

PLAYER BIOS



2015 GAME-BY-GAME STATISTICS

DATE	OPP.	TKL	SOLO	ASST	INT	SACKS	FF	FR	PD
09/13	at N.Y. Jets	5	2	3	1	0.0	0	0	1
09/20	vs. Tennessee	8	5	3	0	0.0	0	0	0
09/27	vs. Oakland	6	3	3	0	0.0	0	0	0
10/04	at San Diego	4	3	1	0	0.0	0	0	0
10/11	at Baltimore					ina			
10/18	vs. Denver					ina			
10/25	at St. Louis					ina			
11/01	vs. Arizona	1	1	0	1	0.0	0	0	1
11/05	at Cincinnati	4	3	1	0	0.0	0	0	0
11/15	at Pittsburgh	4	3	1	0	0.0	0	0	0
	BYE WEEK								
11/30	vs. Baltimore	6	6	0	0	0.0	0	0	0
12/06	vs. Cincinnati	6	4	2	0	0.0	0	0	0
12/13	vs. San Francisco	1	1	0	0	0.0	0	0	0
12/20	at Seattle	9	5	4	0	0.0	0	0	0
12/27	at Kansas City	3	3	0	0	0.0	0	0	0
01/03	vs. Pittsburgh	3	3	0	0	0.0	0	0	0
2015 totals:		60	42	18	2	0.0	0	2	2



2012 GAME-BY-GAME STATISTICS

DATE	OPP.	TKL	SOLO	ASST	INT	SACKS	FF	FR	PD
09/09	vs. Philadelphia	0	0	0	0	0.0	0	0	0
09/16	at Cincinnati	0	0	0	0	0.0	0	0	0
09/23	vs. Buffalo	4	3	1	0	0.0	0	0	0
09/27	at Baltimore	2	1	1	0	0.0	0	0	0
10/07	at N.Y. Giants					ina			
10/14	vs. Cincinnati					ina			
10/21	at Indianapolis					ina			
10/28	vs. San Diego					ina			
11/04	vs. Baltimore					ina			
	BYE WEEK								
11/18	at Dallas	2	1	1	0	0.0	0	0	0
11/25	vs. Pittsburgh	2	2	0	0	0.0	0	0	0
12/02	at Oakland	8	7	1	0	0.0	0	0	0
12/09	vs. Kansas City	2	1	1	1	0.0	0	0	1
12/16	vs. Washington	3	3	0	0	0.0	0	0	0
12/23	at Denver					ina			
12/30	at Pittsburgh	6	5	1	0	0.0	0	0	0
2012 totals:		29	23	6	1	0.0	0	0	1



2014 GAME-BY-GAME STATISTICS

DATE	OPP.	TKL	SOLO	ASST	INT	SACKS	FF	FR	PD
09/07	at Pittsburgh	2	2	0	0	0.0	0	0	0
09/14	vs. New Orleans	8	3	5	1	0.0	0	0	1
09/21	vs. Baltimore	5	3	2	1	0.0	0	0	1
	BYE WEEK								
10/05	at Tennessee	4	3	1	0	0.0	0	0	1
10/12	vs. Pittsburgh	9	4	5	0	0.0	0	0	0
10/19	at Jacksonville	4	3	1	2	0.0	0	0	2
10/26	vs. Oakland	2	2	0	1	0.0	0	0	1
11/02	vs. Tampa Bay	5	3	2	1	0.0	0	0	1
11/06	at Cincinnati	3	1	2	0	0.0	0	0	1
11/16	vs. Houston	7	2	5	0	0.0	0	0	0
11/23	at Atlanta	3	2	1	0	0.0	0	0	0
11/30	at Buffalo					ina			
12/07	vs. Indianapolis					ina			
12/14	vs. Cincinnati					ina			
12/21	at Carolina					IR			
12/28	at Baltimore					IR			
2014 totals:		52	28	25	6	0.0	1	0	8



2013 GAME-BY-GAME STATISTICS

DATE	OPP.	TKL	SOLO	ASST	INT	SACKS	FF	FR	PD
09/08	vs. Miami	5	3	2	1	0.0	0	0	1
09/15	at Baltimore	8	6	2	0	0.0	0	0	0
09/22	at Minnesota	6	4	2	0	0.0	0	0	2
09/29	vs. Cincinnati	7	5	2	0	0.0	0	0	4
10/03	vs. Buffalo	6	6	0	0	0.0	0	0	1
10/13	vs. Detroit	8	7	1	1	0.0	0	0	1
10/20	at Green Bay	11	8	3	0	0.0	0	0	1
10/27	at Kansas City	10	9	1	0	0.0	0	0	0
11/03	vs. Baltimore	1	1	0	0	0.0	0	0	1
11/17	at Cincinnati	5	5	0	0	0.0	0	0	0
11/24	vs. Pittsburgh	4	3	1	0	0.0	0	0	0
12/01	vs. Jacksonville	6	4	2	0	0.0	0	0	0
12/08	at New England	7	4	3	0	0.0	0	0	0
12/15	vs. Chicago	8	8	0	2	0.0	0	0	2
12/22	at N.Y. Jets	7	6	1	0	0.0	0	0	0
12/29	at Pittsburgh	6	3	3	1	0.0	0	0	1
2013 totals:		105	82	23	5	0.0	0	0	14

PLAYER BIOS

30

COREY GRANT



RUNNING BACK
5-11 205 LBS.

AUBURN
BORN DECEMBER 19, 1991
OPELIKA, ALABAMA
ACQ: FREE AGENT 2015
EXP: 2ND YEAR

TRANSACTIONS

Originally signed by Jacksonville as an undrafted rookie free agent on 5/8/15 ... Placed on injured reserve on 10/20/15

PRO (Games played/started - 10/0)

• Second-year RB and kick returner has played in ten games

2016 (w/ JAX - 4/0)

- **9/11 vs. G.B.:** Posted two kick returns for 51 yards (25.5 avg.), including a long of 32
- **9/18 at S.D.:** Posted his first career touchdown, a 15-yard reception in the fourth quarter ... Returned three kicks for 67 yards (22.3 avg.)
- **9/25 vs. BAL:** Returned three kicks for 58 yards (19.3 avg.)
- **10/2 vs. IND:** Posted four kick returns for 80 yards (20.0 avg.), including a long of 28
- **10/16 at CHI:** Inactive (toe)
- **10/23 vs. OAK:** Inactive (toe)
- **10/27 at TEN:** Inactive (toe)

2015 (w/ JAX - 6/0)

Undrafted RB who had six carries for two yards and two receptions for 13 yards during his rookie campaign ... Returned eight kicks for 220 yards (27.5 avg.) ... Season cut short due to a hip injury that placed him on IR

- **9/13 vs. CAR:** Recorded one kickoff return for 40 yards in NFL debut ... Also had one reception for five yards
- **9/20 vs. MIA:** Had two kickoff returns for 46 yards (23.0 avg.)
- **9/27 at N.E.:** Rushed twice for six yards (3.0 avg.) and returned two kicks for 41 yards (20.5 avg.), with a long of 24
- **10/11 at T.B.:** Returned three kicks for 93 yards (31.0 avg.), and long of 42

COLLEGE (at Alabama, 2010; at Auburn, 2011-14)

- Finished his career with 1,040 rushing yards, becoming the 41st 1,000-yard career rusher in school history
- Scored 11 career TDs
- Ranks seventh in school history with a 24.48-yard kick return avg.
- After transferring to Auburn, sat out the 2011 season to satisfy NCAA rules
- Redshirted as a freshman at Alabama before deciding to transfer to Auburn
- Majored in physical activity and health education with a minor in sports coaching

PERSONAL

- Attended Opelika High School in Opelika, Ala. where he played for Head Coach Brian Blackmon
- Rated a four-star prospect by Rivals.com and Scout.com
- Also starred on the school's track team and was a two-time Alabama 6A State 100-meter champion and winner of the 2009 200-meter championship
- Son of Deborah and Ike Grant
- Twitter handle is @CoreyGranttt

REGULAR SEASON CAREER STATISTICS

YEAR	TEAM	GP/GS	RUSHING					RECEIVING				
			NO	YDS	AVG	LG	TD	NO	YDS	AVG	LG	TD
2015	JAX	6/0	6	2	0.3	11	0	2	13	6.5	8	0
2016	JAX	4/0	0	0	0.0	0	0	1	15	15.0	15t	1
Career totals: 2 yrs.		10/0	6	2	0.3	11	0	3	28	9.3	15t	1

YEAR	TEAM	NO.	YDS	AVG.	LG	TD
2015	JAX	8	220	27.5	42	0
2016	JAX	12	256	21.3	32	0
Career totals: 2 yrs.		20	476	23.8	42	0

CAREER HIGHS

	GAME	SEASON
Rushes:	2 (two times, last: 10/11/15 at T.B.)	6 (2015)
Rushing yards:	6 (9/27/15 at N.E.)	2 (2015)
Longest rush:	11 (10/11/15 at T.B.)	11 (2015)
Receptions:	1 (three times, last: 9/18/16 at S.D.)	2 (2015)
Receiving yards:	15 (9/18/16 at S.D.)	15 (2016)
Receiving TDs:	1 (9/18/16 at S.D.)	1 (2016)
Longest reception:	15 (9/18/16 at S.D.)	15 (2016)
Kickoff returns:	3 (10/11/15 at T.B.)	8 (2015)
Kickoff return yds.:	93 (10/11/15 at T.B.)	220 (2015)
Longest kick return:	42 (10/11/15 at T.B.)	42 (2015)

2016 GAME-BY-GAME STATISTICS

DATE	GAME	RUSHING					RECEIVING				
		NO	YDS	AVG	LG	TD	NO	YDS	AVG	LG	TD
09/11	vs. Green Bay	0	0	0.0	0	0	0	0	0.0	0	0
09/18	at San Diego	0	0	0.0	0	0	1	15	15.0	15t	1
09/25	vs. Baltimore	0	0	0.0	0	0	0	0	0.0	0	0
10/02	vs. Indianapolis	0	0	0.0	0	0	0	0	0.0	0	0
BYE WEEK											
10/16	at Chicago										
10/23	vs. Oakland										
10/27	at Tennessee										
11/06	at Kansas City										
11/13	vs. Houston										
11/20	at Detroit										
11/27	at Buffalo										
12/04	vs. Denver										
12/11	vs. Minnesota										
12/18	at Houston										
12/24	vs. Tennessee										
01/01	at Indianapolis										
2016 totals:		0	0	0.0	0	0	1	15	15.0	15t	1

DATE	GAME	NO.	YDS	AVG.	LG	TD
09/11	vs. Green Bay	2	51	25.5	32	0
09/18	at San Diego	3	67	22.3	24	0
09/25	vs. Baltimore	3	58	19.3	25	0
10/02	vs. Indianapolis	4	80	20.0	28	0
BYE WEEK						
10/16	at Chicago					
10/23	vs. Oakland					
10/27	at Tennessee					
11/06	at Kansas City					
11/13	vs. Houston					
11/20	at Detroit					
11/27	at Buffalo					
12/04	vs. Denver					
12/11	vs. Minnesota					
12/18	at Houston					
12/24	vs. Tennessee					
01/01	at Indianapolis					
2016 totals:		12	256	21.3	32	0

PLAYER BIOS



2015 GAME-BY-GAME STATISTICS

DATE	GAME	RUSHING					RECEIVING				
		NO	YDS	AVG	LG	TD	NO	YDS	AVG	LG	TD
09/13	vs. Carolina	0	0	0.0	0	0	1	5	5.0	5	0
09/20	vs. Miami	1	1	1.0	1	0	0	0	0.0	0	0
09/27	at New England	2	6	3.0	4	0	1	8	8.0	8	0
10/04	at Indianapolis	0	0	0.0	0	0	0	0	0.0	0	0
10/11	at Tampa Bay	2	-6	-3.0	11	0	0	0	0.0	0	0
10/18	vs. Houston	1	1	1.0	1	0	0	0	0.0	0	0
10/25	vs. Buffalo					IR					
	BYE WEEK										
11/08	at N.Y. Jets					IR					
11/15	at Baltimore					IR					
11/19	vs. Tennessee					IR					
11/29	vs. San Diego					IR					
12/06	at Tennessee					IR					
12/13	vs. Indianapolis					IR					
12/20	vs. Atlanta					IR					
12/27	at New Orleans					IR					
01/03	at Houston					IR					
2015 totals:		6	2	0.3	11	0	2	13	6.5	8	0

DATE	GAME	NO.	KICK RETURNS			
			YDS	AVG.	LG	TD
09/13	vs. Carolina	1	40	40.0	40	0
09/20	vs. Miami	2	46	23.0	24	0
09/27	at New England	2	41	20.5	24	0
10/04	at Indianapolis	0	0	0.0	0	0
10/11	at Tampa Bay	3	93	31.0	42	0
10/18	vs. Houston	0	0	0.0	0	0
10/25	vs. Buffalo					IR
	BYE WEEK					
11/08	at N.Y. Jets					IR
11/15	at Baltimore					IR
11/19	vs. Tennessee					IR
11/29	vs. San Diego					IR
12/06	at Tennessee					IR
12/13	vs. Indianapolis					IR
12/20	vs. Atlanta					IR
12/27	at New Orleans					IR
01/03	at Houston					IR
2015 totals:		8	220	27.5	42	0

PLAYER BIOS

13 RASHAD GREENE SR.

WIDE RECEIVER
5-11 185 LBS.
FLORIDA STATE
BORN SEPTEMBER 23, 1992
ALBANY, GEORGIA
ACQ: 5TH ROUND OF 2015 DRAFT (139TH)
EXP: 2ND YEAR



TRANSACTIONS

Originally drafted by Jacksonville in the fifth round (139th overall) of the 2015 draft ... Placed on reserve/injured-designated to return ... Activated to 53-man roster on 11/18/15

PRO (Games played/started - 14/0)

- Career totals include 24 receptions for 125 yards (5.2 rec. avg.) and two touchdowns
- Added 33 punt returns for 407 yards for a franchise-best 12.3 punt return avg.

2016 (w/ JAX - 5/0)

- **9/11 vs. G.B.:** Had one catch for nine yards and one punt return for 14 yards
- **9/18 at S.D.:** Recorded one reception for seven yards and two punt returns for nine yards
- **9/25 vs. BAL:** Returned five punts for 51 yards (10.2 avg.), with a season-long 42-yard return
- **10/2 vs. IND:** Had one reception for eight yards and two punt returns for 12 yards
- **10/16 at CHI:** Inactive (achilles)
- **10/23 vs. OAK:** Had two receptions for eight yards and five punt returns for 20 yards
- **10/27 at TEN:** Inactive

2015 (w/ JAX - 9/0)

Appeared in nine games during rookie season and recorded 19 receptions for 93 yards (4.9 avg.) and two TDs ... Registered 18 punt returns for 301 yards (16.7 avg.) and one TD ... His 16.7 average set a single season punt return average record (min. 15 attempts)

- **9/13 vs. CAR:** Made his NFL debut and had a team-high seven receptions for 28 yards (4.0 avg.) and recorded first NFL TD on a six-yard reception in the second quarter
- **11/19 vs. TEN:** Returned from IR-designated return list and had one reception for two yards (2.0 rec. avg.) ... Returned two punts for 76 yards (38.0 avg.), including a 63-yard return (sixth-longest in franchise history) in the fourth quarter to set up the team's game-winning touchdown
- **12/6 at TEN:** Had two receptions for 15 yards (7.5 rec. avg.) and his second career TD ... Posted one punt return for 14 yards
- **12/13 vs. IND:** Recorded one reception for 18 yards ... Returned two punts, including a 73-yard runback for a touchdown in the third quarter, the fourth-longest punt return in franchise history and the first punt returned for a TD since 2010 (**Mike Thomas**, 12/18/10 at Indianapolis)

COLLEGE (at Florida State, 2011-14)

- Four-year letterman who made 43 career starts
- Two-time first-team All-ACC Selection as a junior and senior
- Holds school record for career receptions (270), career receiving yards (3,830) and consecutive games with a reception (43)
- His 3,830 career receiving yards are the most in ACC history
- Recorded 29 career receiving TDs

PERSONAL

- Attended national powerhouse St. Thomas Aquinas (Fort Lauderdale, Fla.) High School where he played for head coach George Smith
- Ranked as a four-star WR and the No. 10 WR by Scout.com, No. 20 by 247Sports and No. 29 by Rivals.com
- Totaled 43 receptions for 943 yards (21.9 yards per catch) with 13 TDs as a senior
- Caught six passes for 148 yards and two TDs in the 2010 Class 5A State title game -- including a title-clinching 74-yard pass in the fourth quarter as St. Thomas Aquinas defeated Tampa Plant 29-7 and finished with a No. 3 national ranking
- Also starred as a standout on the team's track & field team
- Twitter handle is @RG80_

REGULAR SEASON CAREER STATISTICS

RECEIVING

YEAR	TEAM	GP/GS	RECS	YDS	AVG.	LG	TD
2015	JAX	9/0	19	93	4.9	18	2
2016	JAX	5/0	5	32	6.4	9	0
NFL totals: 2 yrs.		14/0	24	125	5.2	18	2

PUNT RETURNS

YEAR	TEAM	GP/GS	NO	FC	YDS	AVG.	LG	TD
2015	JAX	9/0	18	8	301	16.7	73t	1
2016	JAX	5/0	15	2	106	7.1	42	0
NFL totals: 2 yrs.		14/0	33	10	407	12.3	73t	1

CAREER HIGHS

	GAME	SEASON
Receptions:	7 (9/13/15 vs. CAR)	19 (2015)
Receiving yards:	28 (9/13/15 vs. CAR)	93 (2015)
Receiving touchdowns:	1 (two times, last: 12/6/15 at TEN)	2 (2015)
Longest reception:	18 (12/13/15 vs. IND)	18 (2015)
Punt returns:	5 (9/25/16 vs. BAL)	18 (2015)
Punt return yards:	76 (11/19/15 vs. TEN)	301 (2015)
Punt return touchdowns:	1 (12/13/15 vs. IND)	1 (2015)
Longest punt return:	73t (12/13/15 vs. IND)	73t (2015)

2016 GAME-BY-GAME STATISTICS

RECEIVING

DATE	OPP	RECS	YDS	AVG.	LG	TD
09/11	vs. Green Bay	1	9	9.0	9	0
09/18	at San Diego	1	7	7.0	7	0
09/25	vs. Baltimore	0	0	0.0	0	0
10/02	vs. Indianapolis	1	8	8.0	8	0
BYE WEEK						
10/16	at Chicago			ina		
10/23	vs. Oakland	2	8	4.0	5	0
10/27	at Tennessee			ina		
11/06	at Kansas City					
11/13	vs. Houston					
11/20	at Detroit					
11/27	at Buffalo					
12/04	vs. Denver					
12/11	vs. Minnesota					
12/18	at Houston					
12/24	vs. Tennessee					
01/01	at Indianapolis					
2016 totals:		5	32	6.4	9	0

PUNT RETURN

DATE	OPP	NO.	YDS	AVG.	LG	TD
09/11	vs. Green Bay	1	14	14.0	14	0
09/18	at San Diego	2	9	4.5	8	0
09/25	vs. Baltimore	5	51	10.2	42	0
10/02	vs. Indianapolis	2	12	6.0	12	0
BYE WEEK						
10/16	at Chicago			ina		
10/23	vs. Oakland	5	20	4.0	8	0
10/27	at Tennessee			ina		
11/06	at Kansas City					
11/13	vs. Houston					
11/20	at Detroit					
11/27	at Buffalo					
12/04	vs. Denver					
12/11	vs. Minnesota					
12/18	at Houston					
12/24	vs. Tennessee					
01/01	at Indianapolis					
2016 totals:		15	106	7.1	42	0

PLAYER BIOS



2015 GAME-BY-GAME STATISTICS

RECEIVING

DATE	OPP	RECs	YDS	AVG.	LG	TD
09/13	vs. Carolina	7	28	4.0	6	1
09/20	vs. Miami	2	7	3.5	7	0
09/27	at New England			--		
10/04	at Indianapolis			--		
10/11	at Tampa Bay			--		
10/18	vs. Houston			--		
10/25	vs. Buffalo			--		
	BYE WEEK					
11/08	at N.Y. Jets			--		
11/15	at Baltimore			--		
11/19	vs. Tennessee	1	2	2.0	2	0
11/29	vs. San Diego	3	17	5.7	8	0
12/06	at Tennessee	2	15	7.5	13	1
12/13	vs. Indianapolis	1	18	18.0	18	0
12/20	vs. Atlanta	1	-1	-1.0	-1	0
12/27	at New Orleans	1	2	2.0	2	0
01/03	at Houston	1	5	5.0	5	0
2015 totals:		19	93	4.9	18	2

PUNT RETURN

DATE	OPP	NO.	YDS	AVG.	LG	TD
09/13	vs. Carolina	1	9	9.0	9	0
09/20	vs. Miami	2	30	15.0	24	0
09/27	at New England			--		
10/04	at Indianapolis			--		
10/11	at Tampa Bay			--		
10/18	vs. Houston			--		
10/25	vs. Buffalo			--		
	BYE WEEK					
11/08	at N.Y. Jets			--		
11/15	at Baltimore			--		
11/19	vs. Tennessee	2	76	38.0	63	0
11/29	vs. San Diego	3	28	9.3	15	0
12/06	at Tennessee	1	14	14.0	14	0
12/13	vs. Indianapolis	2	73	36.5	73t	1
12/20	vs. Atlanta	2	17	8.5	17	0
12/27	at New Orleans	1	4	4.0	4	0
01/03	at Houston	4	50	12.5	20	0
2015 totals:		18	301	16.7	73t	1

PLAYER BIOS

79

BRYCE HARRIS

OFFENSIVE LINEMAN

6-6 300 LBS.


FRESNO STATE

BORN JANUARY 16, 1989

BAKERSFIELD, CALIF.

ACQ: FREE AGENT 2016

EXP: 4TH YEAR



TRANSACTIONS

Originally signed with Atlanta as an undrafted rookie on 4/30/12 ... Waived by Atlanta on 8/31/12 ... Signed to the practice squad by Atlanta on 9/2/12 ... Released from practice squad on 9/10/12 ... Signed as a free agent by New Orleans on 9/10/12 ... Waived by New Orleans on 9/5/15 ... Claimed off waivers by Atlanta on 9/6/15 ... Released by Atlanta on 9/2/16 ... Signed as a free agent by Jacksonville on 10/5/16

PRO (Games played/started - 35/4)

- Fourth-year OL spent time with Atlanta and New Orleans before signing with Jacksonville
- Has appeared in 35 career games with four starts

2016 (w/ JAX - 0/0)

- 10/16 at CHI: Inactive
- 10/23 vs. OAK: Inactive
- 10/27 at TEN: Inactive

2015 (w/ ATL - 1/0)

Appeared in one game

2014 (w/ NO - 16/2)

Appeared in all 16 games (2 starts)

- Contributed to an offense that ranked first in the NFL in net yards per game, first downs and third down efficiency

2013 (w/ NO - 16/1)

Appeared in all 16 games, starting one at RT while also serving as an extra blocker in multiple tight end packages.

2013 (w/ NO - 2/1)

Appeared in two games with New Orleans after being signed from Atlanta's practice squad

COLLEGE (at Fresno State, 2007-11)

- Started in 39 consecutive games at Fresno State after converting to offensive line man from defensive tackle during his redshirt freshman campaign
- Selected to the All-Western Athletic Conference first-team by conference coaches as a senior and was named to the second team as a junior
- Opened holes for RB Ryan Mathews as redshirt sophomore as Fresno ranked in the top 20 nationally in total offense and scoring


PERSONAL

- Attended Tulare Union (Tulare, Calif.) High School, where he was a team captain and a member of the East Yosemite League champions
- Twitter handle is @Bryce_harris79

PLAYER BIOS

7

CHAD HENNE



QUARTERBACK

6-3 220 LBS.

MICHIGAN

BORN JULY 2, 1985

WYOMISSING, PENNSYLVANIA

ACQ: UNRESTRICTED FREE AGENT (MIAMI) 2012

EXP: 9TH YEAR

TRANSACTIONS

Originally drafted by Miami in the second round (57th overall) of the 2008 draft ... Signed by Jacksonville as an unrestricted free agent on 3/15/12

PRO (Games played/started - 64/53)

- Ninth-year QB has played in 64 games with 53 starts
- Career totals include 1,159 of 1,954 passing for 12,931 yards with 58 TDs/63 INTs and a 75.5 rating
- Joined the Jaguars in 2012 as an unrestricted free agent and has played in 28 games with 22 starts
- Spent first four seasons in Miami after being selected in the second round of 2008 draft

2016 (w/ JAX - 0/0)

- **9/11 vs. G.B.:** Dressed but did not play
- **9/18 at S.D.:** Dressed but did not play
- **9/25 vs. BAL:** Dressed but did not play
- **10/2 vs. IND:** Dressed but did not play
- **10/16 at CHI:** Dressed but did not play
- **10/23 vs. OAK:** Dressed but did not play
- **10/27 at TEN:** Dressed but did not play

2015 (w/ JAX - 0/0)

Dressed in all 16 games but did not play

2014 (w/ JAX - 3/3)

Started the first three games and was 42 of 78 passing for 492 yards with three TDs and one INT for an 80.7 rating ... Added four rushes for 25 yards ... Dressed but did not play in final 13 games

- **9/7 at PHI:** Opened the season as starting QB and completed 24 of 43 passes for 266 yards with two TDs for an 89.9 passer rating ... Hooked up rookie WR **Allen Hurns** for TDs of 34 and 21 yards in the first quarter
- **9/14 at WAS:** Started at QB and was 14 of 28 passing for 193 yards with one TD and one INT for a 69.5 rating ... Had two completions of 50-plus yards, a 63-yard TD pass to TE **Mercedes Lewis** and a 54-yard completion to WR **Allen Robinson**
- **9/21 vs. IND:** Started at QB and was 4 of 7 passing for 33 yards before he was replaced in the second half by QB **Blake Bortles**

2013 (w/ JAX - 15/15)

Started 13 of 15 games played, tied for the second-most starts of his career ... Was 305 of 503 passing for 3,241 yards with 13 TDs and 14 INTs for a 76.5 passer rating ... Established career-highs for attempts and completions and had second-most yards ... Started the last 11 games

- **9/8 vs. KC:** Inserted into the game during middle of club's final drive as QB **Blaine Gabbert** suffered a hand injury. Completed 3 of 6 passes for 36 yards with a 24-yard completion to WR **Cecil Shorts III**
- **9/15 at OAK:** Started at QB for injured QB **Blaine Gabbert** and threw for 241 yards on 25 of 38 passing with one TD for a 92.1 passer rating
- **9/22 at SEA:** Started at QB and completed 18 of 38 passes for 235 yards with two TDs for a 45.4 rating
- **10/6 at STL:** Entered the game with 5:14 remaining in the third quarter after QB **Blaine Gabbert** suffered a hamstring injury ... Finished 7 of 13 passing for 89 yards with one TD for a 101.1 passer rating
- **10/13 at DEN:** Started at QB and was 27 of 42 passing for 303 yards with two INTs for a 65.9 rating
- **10/20 vs. SD:** Registered his second straight 300-yard passing game, completing 23 of 36 passes for 318 yards with one INT for an 80.6 rating
- **10/27 vs. SF:** Started at QB and threw for 228 yards and one TD for an 84.3 passer rating
- **11/10 at TEN:** Started at QB and was 14 of 23 passing for 180 yards with two INTs for a 49.2 rating ... Won second start as a Jaguar
- **11/17 vs. ARI:** Led club to TDs on back-to-back drives to open the game ... Hooked up with TE **Danny Noble** for a 62-yard TD on the opening drive. Finished 27 of 42 passing for 255 yards with one TD/two INTs and a 69.0 rating
- **11/24 at HOU:** Was 23 of 32 passing for 239 yards with a season-high 93.1 rating
- **12/1 at CLE:** Completed 22 of 40 passes for 195 yards with 2 TDs/1 INT for a 74.5 rating ... Directed his fourth career game-winning drive, hooking up with WR **Cecil Shorts III** for a 20-yard TD with 40 seconds remaining in the game
- **12/5 vs. HOU:** Threw for 117 yards and two TDs, his 11th career multi-TD game
- **12/15 vs. BUF:** Threw for 237 yards and two TDs on 21 of 36 passing
- **12/22 vs. TEN:** Registered his fourth straight game with two TD passes, hooking

up with TE **Mercedes Lewis** and WR **Mike Brown** for scores

- **12/29 at IND:** Started in season-finale and registered a season-high 331 yards on 30 of 51 passing with one TD and one INT

2012 (w/ JAX - 10/6)

Appeared in 10 games with six starts ... Completed 166 of 308 passes for 2,084 yards with 11 TDs and 11 INTs for a 72.2 rating ... Became 15th different starting QB in franchise history

- **9/16 vs. HOU:** Made Jaguars debut in fourth quarter when QB **Blaine Gabbert** departed with an injury and went 2-for-2 passing with 23 yards
- **10/21 at OAK:** Entered game in second quarter when QB **Blaine Gabbert** suffered a left shoulder injury and completed nine of 20 passes for 71 yards
- **11/8 vs. IND:** Was inserted into the game in the fourth quarter and completed 10 of 16 passes for 121 yards with a TD and INT
- **11/18 at HOU:** Entered game in first quarter on club's second offensive possession after QB **Blaine Gabbert** left with a right forearm/elbow injury ... Completed 16 of 33 passes for 354 yards and a career-best four TDs ... Became first QB since Hall of Famer **Steve Young** in 1987 to come off bench and throw for four TDs and no INTs
- **11/25 vs. TEN:** Made first start of the season and threw for 261 yards on 17 of 26 passing with two TDs and one INT
- **12/23 vs. NE:** Threw for 348 yards on 29 of 51 passing with one TD and three INT.
- **12/30 at TEN:** Made sixth consecutive start and completed 25 of 41 passes for 298 yards with two TD and three INT

2011 (w/ MIA - 4/4)

Started the first four games before suffering a season-ending left shoulder injury ... Was placed on injured reserve on Oct. 6 ... Completed 64 of 112 passes (57.1 pct.) for 868 yards with four TDs and four INTs for a 79.0 rating ... Added 15 rushes for 112 yards and one TD

- **9/12 vs. NE:** Opened the season as starter and was 30 of 49 for a career-high 416 yards with two TDs and one INT for a 93.6 rating ... Marked highest single-game passing yardage total by any Dolphin QB other than **Dan Marino**
- **9/25 at CLE:** Was 19 of 29 passing for 255 yards with one TD and one INT
- **10/2 at SD:** Left the game with a left shoulder injury in the first quarter

2010 (w/ MIA - 15/14)

Started 14 of 15 games and was 6-8 as starter... Was 301 of 490 passing (61.4 pct.) for 3,301 yards with 15 TDs and 19 INTs for a 75.4 rating

- **9/26 vs. NYJ:** Threw for two TDs and one INT on 26 of 44 passing for a then career-high 363 yards
- **10/4 vs. NE:** Was 28 of 38 passing for 305 yards with two TDs and three INTs.
- **10/17 at GB:** Threw for two TDs including a 22-yard pass to TE **Anthony Fasano** that broke a 13-13 tie to give the Dolphins a lead in the fourth quarter leading to overtime win
- **11/14 vs. TEN:** Saw action in relief of **Chad Pennington** in the first quarter ... Suffered an injury to his right knee in the third quarter and did not return
- **11/28 at OAK:** Returned to lineup and threw for 307 yards on 17 of 30 passing with two TDs and one INT. Connected with **Marlon Moore** on a 57-yard TD pass
- **12/19 vs. BUF:** Completed 73.3 percent of passes (33 of 45) for 276 yards with one TD and one INT
- **12/26 vs. DET:** Passed **David Woodley** to move into fourth place among the Dolphins career passing yardage leaders ... Completed 29 of 44 passes for 278 yards with one TD and two INTs

2009 (w/ MIA - 14/13)

Played in 14 games with 13 starts and posted 7-6 record as starter... Completed 274 of 451 passes (60.7 pct.) for 2,878 yards with 12 TDs and 14 INTs for a passer rating of 75.2

- **9/27 at SD:** Saw first action of season in relief of QB **Chad Pennington** and totaled 10 of 19 passing for 92 yards with one INT
- **10/14 vs. BUF:** Made first career start and completed 14 of 22 passes for 115 yards and one TD for a 92.0 rating, hooking up with WR **Brian Hartline** in third quarter for first career TD pass
- **10/12 vs. NYJ:** Led Dolphins to a 31-27 comeback win on Monday Night Football with first career fourth-quarter comeback ... Connected on 20 of 26 passes for 241 yards and two TDs for a career-high 130.4 passer rating ... Led club to 21 points in fourth quarter and finished the quarter 9 of 12 passing for 121 yards with two TDs
- **11/15 vs. TB:** Posted second fourth quarter comeback win as he was 17 of 31 for 175 yards with one TD, leading team to a game-winning FG
- **11/19 vs. NE:** Finished 29 of 52 passing for 335 yards with two TDs and one INT in a comeback win
- **12/13 at JAX:** Completed 21 of 29 passes for 220 yards with one INT and scored first career rushing TD ... Set franchise record for consecutive completions in a single game with 17 straight
- **12/27 vs. HOU:** Set season and career marks with 35 completions and 55 attempts for 322 yards with one TD for second consecutive 300-yard passing game
- **1/3 vs. PIT:** Closed out season with 140 yards on 16 of 20 passing for a career-best 80.0 completion percentage with one TD and one INT

2008 (w/ MIA - 3/0)

Appeared in three games as a rookie

- **9/14 at ARI:** Made NFL debut in the fourth quarter and was 7 of 12 passing for 67 yards, all on an 18-play drive covering 89 yards

PLAYER BIOS

COLLEGE (at Michigan, 2004-07)

- Four-year starter who compiled a 33-14 record as starter
- Career totals: 828 of 1,387 (59.7 pct.) for 9,715 yards with 87 TDs, 37 INTs
- Tossed at least one TD pass in 42 of his 47 career games and threw for at least 200 yards in 26 starts
- Finished with school records for career completions, attempts, passing yards and TD passes
- Ranked second to Purdue's **Drew Brees** in Big Ten Conference history for career TD passes
- Became first true freshman QB in Big Ten history to lead his team to a conference title
- Earned degree in general studies

PERSONAL

- Married (Brittany)
- Attended Wilson High School in West Lawn, Pa.
- Set Pennsylvania District III all-time passing and TD records with 7,071 yards and 74 TDs
- Also competed in track and field and was a two-year starter on basketball team
- Father, Sheldon, worked two full-time jobs as both a welder and a high school and junior high school football coach
- Full name: Chad Steven Henne

REGULAR SEASON CAREER STATISTICS

PASSING												
YEAR	TEAM	P/S	COMP	ATT	PCT	YDS	AVG	TD	INT	SK	RTG	
2008	MIA	3/0	7	12	58.3	67	5.6	0	0	0	74.0	
2009	MIA	14/13	274	451	60.8	2,878	6.4	12	14	26	75.2	
2010	MIA	15/14	301	490	61.4	3,301	6.7	15	19	30	75.4	
2011	MIA	4/4	64	112	57.1	868	7.8	4	4	11	79.0	
2012	JAX	10/6	166	308	53.9	2,084	6.8	11	11	28	72.2	
2013	JAX	15/13	305	503	60.6	3,241	6.4	13	14	38	76.5	
2014	JAX	3/3	42	78	53.8	492	6.3	3	1	16	80.7	
2015	JAX	0/0	0	0	0.0	0	0.0	0	0	0	0.0	
2016	JAX	0/0	0	0	0.0	0	0.0	0	0	0	0.0	
NFL totals:		9 yrs.	64/53	1,159	1,954	59.3	12,931	6.6	58	63	149	75.5

CAREER HIGHS

	GAME	SEASON
Passing completions:	35 (12/27/09 vs. HOU)	305 (2013)
Passing attempts:	55 (12/27/09 vs. HOU)	503 (2013)
Passing percentage:	80.0 (01/03/10 vs. PIT)	61.4 (2010)
Passing yards:	416 (9/12/11 vs. N.E.)	3,301 (2010)
Passing touchdowns:	4 (11/18/12 at HOU)	15 (2010)
Passer rating:	130.4 (10/12/09 vs. NYJ)	80.7 (2014)
Rushing attempts:	7 (9/12/11 vs. N.E.)	27 (2013)
Rushing yards:	59 (9/12/11 vs. N.E.)	112 (2012)
Rushing touchdowns:	1 (three times, last: 12/2/12 vs. BUF)	1 (2012)

2016 GAME-BY-GAME STATISTICS

DATE	OPP	P/S	COMP	ATT	PCT	YDS	AVG	TD	INT	SK	RTG
09/11	vs. G.B.					DNP					
09/18	at S.D.					DNP					
09/25	vs. BAL					DNP					
10/02	vs. IND					DNP					
BYE WEEK											
10/16	at CHI					DNP					
10/23	vs. OAK					DNP					
10/27	at TEN					DNP					
11/06	at K.C.										
11/13	vs. HOU										
11/20	at DET										
11/27	at BUF										
12/04	vs. DEN										
12/11	vs. MIN										
12/18	at HOU										
12/24	vs. TEN										
01/01	at IND										

2016 totals:

2015 GAME-BY-GAME STATISTICS

DATE	OPP	P/S	COMP	ATT	PCT	YDS	AVG	TD	INT	SK	RTG
09/13	vs. CAR					DNP					
09/20	vs. MIA					DNP					
09/27	at N.E.					DNP					
10/04	at IND					DNP					
10/11	at T.B.					DNP					
10/18	vs. HOU					DNP					
10/25	vs. BUF					DNP					
BYE WEEK											
11/08	at NYJ					DNP					
11/15	at BAL					DNP					
11/19	vs. TEN					DNP					
11/29	vs. S.D.					DNP					
12/06	at TEN					DNP					
12/13	vs. IND					DNP					
12/20	vs. ATL					DNP					
12/27	at N.O.					DNP					
01/03	at HOU					DNP					

2015 totals: 0/0 0 0 0 0.0 0 0.0 0 0 0 0

2014 GAME-BY-GAME STATISTICS

DATE	OPP	P/S	COMP	ATT	PCT	YDS	AVG	TD	INT	SK	RTG
09/07	at PHI	1/1	24	43	55.8	266	6.2	2	0	3	89.9
09/14	at WAS	1/1	14	28	50.0	193	6.9	1	1	10	69.5
09/21	vs. IND	1/1	4	7	57.1	33	4.7	0	0	3	69.3
09/28	at S.D.	0/0				DNP					
10/05	vs. PIT	0/0				DNP					
10/12	at TEN	0/0				DNP					
10/19	VS. CLE	0/0				DNP					
10/26	vs. MIA	0/0				DNP					
11/02	at CIN	0/0				DNP					
11/09	vs. DAL	0/0				DNP					
BYE WEEK											
11/23	at IND	0/0				DNP					
11/30	vs. NYG	0/0				DNP					
12/07	vs. HOU	0/0				DNP					
12/14	at BAL	0/0				DNP					
12/18	vs. TEN	0/0				DNP					
12/28	at HOU	0/0				DNP					

2014 totals: 3/3 42 78 53.8 492 6.3 3 1 16 80.7

2013 GAME-BY-GAME STATISTICS

DATE	OPP	P/S	COMP	ATT	PCT	YDS	AVG	TD	INT	SK	RTG
09/08	vs. K.C.	1/0	3	6	50.0	36	6.0	0	0	0	68.8
09/15	at OAK	1/1	25	38	65.8	241	6.3	1	0	5	92.1
09/22	at SEA	1/1	18	38	47.4	235	6.2	0	2	3	45.4
09/29	vs. IND	0/0	0	0	0.0	0	0.0	0	0	0	0.0
10/06	at STL	1/0	7	13	53.8	89	6.8	1	0	0	101.1
10/13	at DEN	1/1	27	42	64.3	303	7.2	0	2	2	65.9
10/20	vs. S.D.	1/1	23	36	63.9	318	8.8	0	1	6	80.6
10/27	vs. S.F.	1/1	29	45	64.4	228	5.1	1	0	0	84.3
BYE WEEK											
11/10	at TEN	1/1	14	23	60.9	180	7.8	0	2	3	49.2
11/17	vs. ARI	1/1	27	42	64.3	255	6.1	1	2	2	69.0
11/24	at HOU	1/1	23	32	71.9	239	7.5	0	0	4	93.1
12/01	at CLE	1/1	22	40	55.0	195	4.9	2	1	2	74.5
12/05	vs. HOU	1/1	12	27	44.4	117	4.3	2	0	1	81.9
12/15	vs. BUF	1/1	21	36	58.3	237	6.6	2	2	5	73.5
12/22	vs. TEN	1/1	24	34	70.6	237	7.0	2	1	2	97.3
12/29	at IND	1/1	30	51	58.8	331	6.5	1	1	3	76.5

2013 totals: 15/13 305 503 60.6 3,241 6.4 13 14 38 76.5

PLAYER BIOS



2012 GAME-BY-GAME STATISTICS

DATE	OPP	P/S	COMP	ATT	PCT	YDS	AVG	TD	INT	SK	RTG
09/09	at MIN					ina					
09/16	vs. HOU	1/0	2	2	100.0	23	11.5	0	0	0	114.6
09/23	at IND					ina					
09/30	vs. CIN					ina					
10/07	vs. CHI					ina					
BYE WEEK											
10/21	at OAK	1/0	9	20	45.0	71	3.6	0	0	3	54.4
10/28	at G.B.					ina					
11/04	vs. DET					ina					
11/08	vs. IND	1/0	10	16	62.5	121	7.6	1	1	1	80.5
11/18	at HOU	1/0	16	33	48.5	354	10.7	4	0	1	126.8
11/25	vs. TEN	1/1	17	26	65.4	261	10.0	2	1	7	108.0
12/02	at BUF	1/1	19	42	45.2	202	4.8	1	1	3	41.3
12/09	vs. NYJ	1/1	21	43	48.8	185	4.3	0	2	3	41.3
12/16	at MIA	1/1	18	34	52.9	221	6.5	0	0	2	73.3
12/23	vs. N.E.	1/1	29	51	56.9	348	6.8	1	3	1	59.9
12/30	at TEN	1/1	25	41	61.0	298	7.3	2	3	7	69.0
2012 totals:		10/6	166	308	53.9	2,084	6.8	11	11	28	72.2



2009 GAME-BY-GAME STATISTICS

DATE	OPP	P/S	COMP	ATT	PCT	YDS	AVG	TD	INT	SK	RTG
09/13	at ATL					ina					
09/21	vs. IND					ina					
09/27	at S.D.	1/0	10	19	52.6	92	4.8	0	1	1	44.2
10/04	vs. BUF	1/1	14	22	63.6	115	5.2	1	0	6	92.0
10/12	vs. NYJ	1/1	12	21	57.1	241	9.3	2	0	0	130.4
BYE WEEK											
10/25	vs. N.O.	1/1	18	36	50.0	211	5.9	0	2	2	45.0
11/01	at NYJ	1/1	12	21	57.1	112	5.3	1	0	5	87.8
11/08	at N.E.	1/1	19	34	55.9	219	6.4	0	0	2	75.5
11/15	vs. T.B.	1/1	17	31	54.8	175	5.6	1	1	0	68.6
11/19	at CAR	1/1	17	29	58.6	172	5.9	1	0	0	87.1
11/29	at BUF	1/1	17	31	54.8	175	5.6	1	3	1	42.5
12/06	vs. N.E.	1/1	29	52	55.8	335	6.4	2	1	1	80.2
12/13	at JAX	1/1	21	29	72.4	220	7.6	0	1	2	79.7
12/20	at TEN	1/1	29	46	63.0	349	7.6	1	3	1	66.3
12/27	vs. HOU	1/1	35	55	63.6	322	5.9	1	1	3	78.0
01/03	vs. PIT	1/1	16	20	80.0	140	7.0	1	1	2	91.7
2009 totals:		14/13	274	451	60.8	2,878	6.4	12	14	26	75.2



2011 GAME-BY-GAME STATISTICS

DATE	OPP	P/S	COMP	ATT	PCT	YDS	AVG	TD	INT	SK	RTG
09/12	vs. N.E.	1/1	30	49	61.2	416	8.5	2	1	4	93.6
09/18	vs. HOU	1/1	12	30	40.0	170	5.7	1	1	2	56.2
09/25	at CLE	1/1	19	29	65.5	255	8.8	1	1	5	90.4
10/02	at S.D.	1/1	3	4	75.0	27	6.8	0	1	0	53.1
BYE WEEK											
10/17	at NYJ					IR					
10/23	vs. DEN					IR					
10/30	at NYG					IR					
11/06	at K.C.					IR					
11/13	vs. WAS					IR					
11/20	vs. BUF					IR					
11/24	at DAL					IR					
12/04	vs. OAK					IR					
12/11	vs. PHI					IR					
12/18	at BUF					IR					
12/24	at N.E.					IR					
01/01	vs. NYJ					IR					
2011 totals:		4/4	64	112	57.1	868	7.8	4	4	11	79.0



2010 GAME-BY-GAME STATISTICS

DATE	OPP	P/S	COMP	ATT	PCT	YDS	AVG	TD	INT	SK	RTG
09/12	at BUF	1/1	21	34	61.8	182	5.4	0	0	3	75.9
09/19	at MIN	1/1	9	15	60.0	114	7.6	1	0	2	106.0
09/26	vs. NYJ	1/1	26	44	59.1	363	8.3	2	1	2	91.4
10/04	vs. N.E.	1/1	28	38	73.7	305	8.0	2	3	2	81.6
BYE WEEK											
10/17	at G.B.	1/1	23	39	59.0	231	5.9	2	1	0	82.3
10/24	vs. PIT	1/1	23	36	63.9	257	7.1	1	1	1	82.8
10/31	at CIN	1/1	24	37	64.9	217	5.9	0	1	0	69.3
11/07	at BAL	1/1	22	34	64.7	231	6.8	0	3	2	47.5
11/14	vs. TEN	1/0	19	28	67.9	240	8.6	1	1	1	91.4
11/18	vs. CHI	0/0				ina					
11/28	at OAK	1/1	17	30	56.7	307	10.2	2	1	3	100.3
12/05	vs. CLE	1/1	16	32	50.0	174	5.4	1	3	1	37.8
12/12	at NYJ	1/1	5	18	27.8	55	3.1	1	0	5	58.3
12/19	vs. BUF	1/1	33	45	73.3	276	6.1	1	1	3	86.9
12/26	vs. DET	1/1	29	44	65.9	278	6.3	1	2	2	72.0
01/02	at N.E.	1/1	6	16	37.5	71	4.4	0	1	3	25.6
2010 totals:		15/14	64	112	57.1	868	7.8	4	4	11	79.0

PLAYER BIOS

31

DAVON HOUSE

CORNERBACK
6-0 196 LBS.
NEW MEXICO STATE
BORN JULY 10, 1989
PALMDALE, CALIFORNIA
ACQ: UNRESTRICTED FREE AGENT (GREEN BAY) 2015
EXP: 6TH YEAR



TRANSACTIONS

Originally drafted by Green Bay in the fourth round (131st overall) of the 2011 draft ... Signed by Jacksonville as an unrestricted free agent on 3/11/15

PRO (Games played/started - 64/33, 3/0)

- Sixth-year CB has played in 64 career games with 33 starts
- Spent first four NFL seasons with Green Bay after being selected in the fourth round of the 2011 draft
- Career totals include 148 tackles (121 solo), six INTs, two forced fumbles, one fumble recovery and 60 passes defended
- Has played in three postseason games

2016 (w/ JAX - 7/4)

- **9/11 vs. G.B.:** Started at LCB in the team's season opener and recorded two solo tackles
- **9/18 at S.D.:** Started at LCB and made five tackles (three solo)
- **9/25 vs. BAL:** Started at LCB and made five solo tackles
- **10/2 vs. IND:** Started at LCB and played 30 snaps at the position
- **10/16 at CHI:** Saw three snaps at CB and contributed on special teams
- **10/23 vs. OAK:** Saw snaps at CB and on special teams, making two solo tackles
- **10/27 at TEN:** Played three snaps at CB and saw action on special teams

2015 (w/ JAX - 16/15)

Played in all 16 games with 15 starts ... Set the Jaguars single-season record with 23 passes defended, which were third-most in the NFL

- **9/27 at N.E.:** Started at LCB, making four solo tackles and one pass defended
- **10/4 at IND:** Made three tackles (three solo) and recorded two passes defended
- **10/11 at T.B.:** Made three tackles and recorded three passes defended
- **10/18 vs. HOU:** Started at LCB, making five tackles (five solo) and three passes defended ... Fourth NFL player in the last 15 seasons and first Jaguars player to register three or more passes defended in back-to-back games
- **11/15 at BAL:** Started at CB, making eight tackles (three solo), recording two INTs and four passes defended, all career highs... He became first Jaguars player since Dareh Cox (10/31/10) to register INTs in a single game
- **11/19 vs. TEN:** Registered three tackles (three solo), one pass defended, and a forced fumble and recovery in the fourth quarter
- **12/6 at TEN:** Started at LCB and made five tackles (four solo) ... Recorded his third interception of the season, becoming the first Jaguars player with three-plus INTs in a single-season since **Derek Cox** (four) and **Paul Posluszny** (three) in 2014
- **1/3 at HOU:** Started at LCB and made seven tackles (six solo) ... Added two passes defended and one INT

2014 (w/ G.B. - 13/4, 2/0)

Played in 13 games with four starts ... Missed the final three games with a shoulder injury ... Recorded 24 tackles (17 solo), one INT, one forced fumble and 11 passes defended ... Added four special teams tackles ... Part of secondary that helped Green Bay rank seventh in NFL in opponent passer rating (82.0) ... Played in both postseason games and totaled three special teams tackles

- **9/14 vs. NYJ:** Played 30 snaps on defense and registered three tackles (two solo) and two passes defended
- **9/21 at DET:** Intercepted QB **Matthew Stafford** in the second quarter
- **9/28 at CHI:** Had three solo tackles and a season-high two special teams tackles... Started at nickel CB and posted first career forced fumble when he punched the ball loose from WR **Alshon Jeffery** on an end-around in the third quarter
- **10/26 at N.O.:** Started at RCB for the second week and totaled five tackles and a team-high two passes defended

2013 (w/ G.B. - 16/5, 1/0)

Played in 16 games for the first time in his career, making five starts ... Totaled 32 tackles (26 solo), one sack, one INT and 13 passes defended ... Led team with 12 special teams tackles

- **9/15 vs. WAS:** Earned a special teams game ball, totaling two tackles ... Also saw action for 26 plays on defense and took down QB **Robert Griffin III** for a six-yard loss, his second career sack
- **10/20 vs. CLE:** Saw action for 56 plays and finished with four tackles (three solo), three passes defended and his first career INT ... Picked off QB **Brandon Weeden** on a fourth-down play in the first quarter
- **1/5 vs. S.F.:** Saw action for 61 plays in NFC Wild Card game and tallied four solo tackles and three passes defended

2012 (w/ G.B. - 9/5)

Saw action in nine games with five starts ... Injured his shoulder in the first preseason game and missed the first six weeks of the regular season ... Season totals include 18 tackles (17 solo), 13 passes defended and one sack

- **10/21 at STL:** Made season debut and served as the team's dime CB and led club with three passes defended
- **10/28 vs. JAX:** Started first career game and finished with two solo tackles and two passes defended ... Blocked a second quarter P **Bryan Anger** punt that was recovered by the Packers in the end zone for a TD ... Marked first Packers' first blocked punt since Sept. 29, 2003
- **11/18 at DET:** Did not miss a snap (72 plays) and totaled two tackles, his first career sack and two passes defended ... Dropped QB **Matthew Stafford** for a three-yard loss in the fourth quarter

2011 (w/ G.B. - 2/0)

Played in two games as a rookie, mainly on special teams where he had one tackle ...

- Was listed as gameday inactive 12 times, and dressed but did not play for two others
- **10/23 at MIN:** Made NFL debut

COLLEGE (at New Mexico State, 2007-10)

- Four-year starter who played under Jaguars Defensive Backs Coach **DeWayne Walker** from 2009-10
- Played in 50 games with 43 starts and earned first-team All-Western Athletic Conference honors in each of his final two seasons
- Finished career ranked first in school history with 319 INT return yards and tied for sixth with 11 INTs
- Returned three INTs for TDs during his career, highlighted by a 100-yard return for a score vs. Idaho as a true freshman in 2007
- Earned a degree in family consumer science

PERSONAL

- Attended Palmdale (Calif.) High School and earned All-Golden League honors and All-CIF recognition as a senior
- Participated in the Next Level All-Star Game and was named the game's Most Valuable Player
- Didn't play football until his junior season of high school
- Also was an All-Golden League selection in baseball and track and field
- Older brother, Tyreece, was a sixth-round draft choice of the Oakland Athletics in 2008
- Sister, Vanessa, played softball at San Jose State
- Married (Leatrice)
- Full name is Davon Thomas House
- Twitter handle is @DavonHouse



REGULAR SEASON CAREER STATISTICS

YEAR	TEAM	GP/GS	TKL	SOLO	ASST	SACKS	FF	FR	PD	INT
2011	G.B.	2/0	0	0	0	0.0	0	0	0	0
2012	G.B.	9/5	18	17	1	1.0	0	0	13	0
2013	G.B.	16/5	32	26	6	1.0	0	0	13	1
2014	G.B.	13/4	24	17	7	0.0	1	0	11	1
2015	JAX	16/15	60	49	11	0.0	1	1	23	4
2016	JAX	7/4	14	12	2	0.0	0	0	0	0
NFL totals:		6 yrs. 64/33	148	121	27	2.0	2	1	60	6



POSTSEASON CAREER STATISTICS

YEAR	TEAM	GP/GS	TKL	SOLO	ASST	SACKS	FF	FR	PD	INT
2013	G.B.	1/0	4	4	0	0.0	0	0	2	0
2014	G.B.	2/0	0	0	0	0.0	0	0	0	0
NFL totals:		5 yrs. 3/0	4	4	0	0.0	0	0	2	0




CAREER HIGHS

	GAME	SEASON
Tackles:	8 (11/15/15 at BAL)	60 (2015)
Sacks:	1.0 (two times, last: 9/15/13 vs. WAS)	1.0 (2012 & 2013)
Forced fumbles:	1 (two times, last: 11/29/15 vs. S.D.)	1 (2014 & 2015)
Fumble recoveries:	1 (11/29/15 vs. S.D.)	1 (2015)
Passes defended:	4 (11/19/15 vs. TEN)	23 (2015)
Interceptions:	2 (11/19/15 vs. TEN)	4 (2015)

PLAYER BIOS

88

ALLEN HURNS



WIDE RECEIVER

6-3 205 LBS.

MIAMI (FLA.)

BORN NOVEMBER 12, 1991

MIAMI, FLORIDA

ACQ: ROOKIE FREE AGENT 2014

EXP: 3RD YEAR

TRANSACTIONS

Originally signed with Jacksonville as an undrafted rookie on 5/12/14

PRO (Games played/started - 38/30)

- Third-year WR has 146 career receptions for 2,151 yards (14.7 avg.) and 18 TDs
- Has a franchise-best 14.7 yards per reception avg.
- Has caught a pass in 38 consecutive games played, the longest streak by a Jaguars player since TE **Marcedes Lewis** (32 games) from 9/12/10 - 9/9/12 and the longest streak for a Jaguars WR since WR **Jimmy Smith** (76 games) from 9/9/01 - 1/1/06
- Holds the Jaguars record of seven consecutive games with a receiving touchdown (9/27/15-11/15/15)

2016 (w/ JAX - 7/7)

- **9/11 vs. G.B.:** Had four receptions for a team-leading 75 yards (18.8 rec. avg.), including a game-long 38-yard catch in the third quarter
- **9/18 at S.D.:** Posted five receptions for 64 yards (12.8 rec. avg.)
- **9/25 vs. BAL:** Recorded four receptions for 40 yards
- **10/2 vs. IND:** Posted two receptions for 47 yards, including a 42-yard TD in the fourth quarter
- **10/16 at CHI:** Caught five passes for 74 yards (14.8 rec. avg.)
- **10/23 vs. OAK:** Caught four passes for 45 yards (11.3 avg.)
- **10/27 at TEN:** Led the team with seven receptions for 98 yards (14.0 rec. avg.) and one TD

2015 (w/ JAX - 15/15)

Finished his second NFL season setting career highs in receptions (64), receiving yards (1,030) and receiving TDs (10) ... Youngest undrafted player since the 1970 NFL merger to record 1,000-plus receiving yards and 10-plus receiving TDs in a single season ... Since 2005, one of only five undrafted NFL players to have recorded 1,000-plus receiving yards and 10-plus receiving TDs in a single season ... Became the fourth Jaguars player to post 1,000 receiving yards in a single season (**Jimmy Smith**, nine times; **Kennan McCardell**, four times; **Allen Robinson**, one time) ... Joins WR **Allen Robinson** (1,400) as the first Jaguars duo to each record 1,000-plus receiving yards in the same season since WR **Keenan McCardell** (1,110) and WR **Jimmy Smith** (1,373) in 2001 ... The first undrafted player age 24 or younger to post 1,000 receiving yards in a single season since DEN's **Steve Watson** (1,244) in 1981

- **9/27 at N.E.:** Had two receptions for 70 yards (35.0 avg.), including a 59-yard TD
- **10/4 at IND:** Recorded a career-high 11 receptions for his third career 100-yard game (116 yds.) and one TD
- **10/11 at T.B.:** Caught five passes for 116 yards (23.2 avg.) and one TD ... Became the third player in franchise history to register back-to-back games with at least 100 receiving yards and a TD ... Joins **Jimmy Smith** as the only players in franchise history to register back-to-back games with at least 100 receiving yards and a TD in two consecutive road games
- **10/25 vs. BUF:** Had two catches for 53 yards (26.5 rec. avg.), including the game-winning 31-yard TD reception with 2:16 remaining
- **11/8 at NYJ:** Had five receptions for 122 yards (24.4 rec. avg.) and one TD ... Along with teammate **Allen Robinson** (121 yards), marked the first time in Jaguars history that two players posted 120-plus receiving yards in a single game
- **11/15 at BAL:** Had five receptions for a team-high 62 yards (12.4 rec. avg.) and one TD
- **12/13 vs. IND:** Had three receptions for a team-high 105 yards and a career-long 80-yard TD reception in the third quarter, the third-longest reception in franchise history
- **12/27 at N.O.:** Surpassed 1,000 yards for the first time in his NFL career after registering eight receptions for 107 yards and a career-high-tying two TDs

2014 (w/ JAX - 16/8)

Started eight of 16 games as a rookie and produced a team-high six TDs, the most in franchise history by a rookie ... Registered 51 receptions for 677 yards, the second-most catches and yards by a Jaguars rookie ... Ranked fourth in NFL history among undrafted rookies in receptions, fifth in receiving yards and fourth in receiving TDs ... Ranked second on the club with 51 catches for 677 yards and a team-high six TDs which set a Jaguars rookie record ... Joined **Allen Robinson** (48-548) to become the first rookie duo in NFL history to register 48 or more receptions in a season

- **9/7 at PHI:** Started at WR in NFL debut and registered four catches for 110 yards and two TDs ... Became first player in NFL history to record two receiving TDs in the first quarter in his NFL debut, hooking up with **Chad Henne** from 34 and 21 yards ... Joined former Detroit WR **Charles Rogers** (Sept. 17, 2003 vs. Arizona) as only players in NFL history to score a TD on each of their first two receptions ... His 110 receiving yards were the most in franchise history by a WR in

his first NFL game and fourth-most by a rookie in a game ... His 27.5-yard average per catch ranks fifth-highest in team history ... Finished the first quarter with three catches for 101 yards ... First undrafted rookie in team history to start in season-opener

- **9/28 at SD:** Finished with five catches for 68 yards (13.6 avg.), including a 44-yard reception in the second quarter that set up a Jaguars TD ... Marked his fourth reception of 30-plus yards
- **11/2 at CIN:** Recorded a career-high seven catches for 112 yards and matched his career-high with two TDs ... Had TD receptions of 40 and 18 yards ... Tied for the most receiving TDs by a Jaguars rookie with five through nine games
- **12/7 vs. HOU:** Totaled 36 yards on five receptions including a four-yard TD pass from QB **Blake Bortles** in the first quarter ... Has the most touchdown receptions in team history by a rookie wide receiver

COLLEGE (at Miami, 2010-13)

- Concluded career ranked seventh in school history with 121 receptions and 1,891 yards
- Played in all 13 games as a senior, making 11 starts
- Named the 2013 Jack Harding Team Most Valuable Player, given annually to the school's top performer
- Set single-season school record for receiving yards (1,162), breaking mark previously held by WR **Leonard Hankerson**
- Set career-high in receptions (nine) and yards (173) in a 41-31 victory at Pittsburgh
- Became fourth Hurricane with 1,000-yard receiving season, joining **Eddie Brown** (1984), **Andre Johnson** (2002) and **Leonard Hankerson** (2010)

PERSONAL

- Attended Carol City (Miami, Fla.) High School where was ranked as a three-star recruit by Rivals.com
- As a senior, caught six passes for 110 yards before getting injured for the year
- Full name is Allen Bernard Hurns
- Twitter handle is @A1Hurns

REGULAR SEASON CAREER STATISTICS

YEAR	TEAM	GP/GS	RECs	YDS	AVG.	LG	TD
2014	JAX	16/8	51	677	13.3	63t	6
2015	JAX	15/15	64	1,031	16.1	80t	10
2016	JAX	7/7	31	443	14.3	42t	2
NFL totals: 2 yrs.		38/30	146	2,151	14.7	80t	18

CAREER HIGHS

	GAME	SEASON
Receptions:	11 (10/4/15 at IND)	64 (2015)
Receiving yards:	122 (11/8/15 at NYJ)	1,031 (2015)
Longest reception:	80t (12/13/15 vs. IND)	80t (2015)
Receiving touchdowns:	2 (three times, last: 12/27/15 at N.O.)	10 (2015)

2016 GAME-BY-GAME STATISTICS

DATE	OPP	RECs	YDS	AVG.	LG	TD
09/11	vs. Green Bay	4	75	18.8	38	0
09/18	at San Diego	5	64	12.8	24	0
09/25	vs. Baltimore	4	40	10.0	17	0
10/02	vs. Indianapolis	2	47	23.5	42t	1
BYE WEEK						
10/16	at Chicago	5	74	14.8	29	0
10/23	vs. Oakland	4	45	11.3	22	0
10/27	at Tennessee	7	98	14.0	31	1
11/06	at Kansas City					
11/13	vs. Houston					
11/20	at Detroit					
11/27	at Buffalo					
12/04	vs. Denver					
12/11	vs. Minnesota					
12/18	at Houston					
12/24	vs. Tennessee					
01/01	at Indianapolis					
2016 totals:		31	443	14.3	42t	2

PLAYER BIOS



2015 GAME-BY-GAME STATISTICS

DATE	GAME	RECs	YDS	AVG.	LG	TD
09/13	vs. Carolina	5	60	12.0	24	0
09/20	vs. Miami	4	68	17.0	24	0
09/27	at New England	2	70	35.0	59t	1
10/04	at Indianapolis	11	116	10.5	26	1
10/11	at Tampa Bay	5	116	23.2	59	1
10/18	vs. Houston	2	30	15.0	19	1
10/25	vs. Buffalo	2	53	26.5	31t	1
	BYE WEEK					
11/08	at N.Y. Jets	5	122	24.4	30t	1
11/15	at Baltimore	5	62	12.4	21	1
11/19	vs. Tennessee	3	19	6.3	7	0
11/29	vs. San Diego	4	42	10.5	29	0
12/06	at Tennessee			ina		
12/13	vs. Indianapolis	3	105	35.0	80t	1
12/20	vs. Atlanta	2	44	22.0	22	0
12/27	at New Orleans	8	107	13.4	24	2
01/03	at Houston	3	17	5.7	6	0
2015 totals:		64	1,031	16.1	80t	10



2014 GAME-BY-GAME STATISTICS

DATE	GAME	RECs	YDS	AVG.	LG	TD
09/07	at Philadelphia	4	110	27.5	46	2
09/14	at Washington	2	13	6.5	10	0
09/21	vs. Indianapolis	1	63	63.0	63t	1
09/28	at San Diego	5	68	13.6	44	0
10/05	vs. Pittsburgh	4	26	6.5	9	0
10/12	at Tennessee	2	18	9.0	10	0
10/19	vs. Cleveland	1	7	7.0	7	0
10/26	vs. Miami	3	49	16.3	20	0
11/02	at Cincinnati	7	112	16.0	40t	2
11/09	vs. Dallas	1	9	9.0	9	0
	BYE WEEK					
11/23	at Indianapolis	1	13	13.0	13	0
11/30	vs. N.Y. Giants	4	42	10.5	14	0
12/07	vs. Houston	5	36	7.2	16	1
12/14	at Baltimore	6	70	11.7	27	0
12/18	vs. Tennessee	3	26	8.7	15	0
12/28	at Houston	2	15	7.5	10	0
2014 totals:		51	677	13.3	63t	6

PLAYER BIOS

33

CHRIS IVORY



RUNNING BACK

6-0 222 LBS.

TIFFIN UNIVERSITY

BORN MARCH 22, 1988

LONGVIEW, TEXAS

ACQ: UFA (N.Y. JETS) 2016

EXP: 7TH YEAR

TRANSACTIONS

Originally signed by New Orleans as an undrafted rookie free agent on 5/3/10 ... Acquired by the N.Y. Jets in exchange for a fourth-round 2013 draft choice on 4/26/13 ... Signed by Jacksonville as an undrafted free agent on 3/10/15

PRO (Games played/started - 75/37, 2/0)

• Seventh-year RB has spent time with New Orleans, N.Y. Jets and Jacksonville
• Career totals include 923 carries for 4,160 yards (4.5 rush avg.) and 25 touchdowns
• Has 59 receptions for 403 yards (6.8 rec. avg.) and two touchdowns

2016 (w/ JAX - 5/0)

- **9/11 vs. G.B.:** Inactive
- **9/18 at S.D.:** Inactive
- **9/25 vs. BAL:** Made his Jaguars debut, rushing 12 times for 14 yards
- **10/2 vs. IND:** Rushed eight times for 29 yards (3.6 avg.)
- **10/16 at CHI:** Rushed 11 times for 32 yards (2.9 avg.) and his first TD as a Jaguar
- **10/23 vs. OAK:** Rushed five times for 48 yards (9.6 avg.) including a team- and season-long rush of 42 yards and caught two passes for three yards
- **10/27 at TEN:** Rushed four times for six yards and had one reception for six yards

2015 (w/ NYJ - 15/14)

Started 14 of 15 games played and set career highs in carries (247), rushing yards (1,070), rushing touchdowns (seven), 100-yard rushing performances in a season (three), receptions (39) and receiving yards (217)

- **9/13 vs. CLE:** Recorded 20 carries for 91 yards (4.6 rush avg.) and two touchdowns, his fourth career multi-touchdown performance
- **10/4 at MIA:** Rushed for a career-high 166 yards and one TD for the seventh 100-yard game of his career
- **10/18 vs. WAS:** Established a career high in scrimmage yards (196) after registering 146 yards on 20 carries and 50 yards on three receptions ... Recorded back-to-back 100-yard rushing performances for the first time in his career
- **10/25 at N.E.:** Recorded the second receiving touchdown of his career, a nine-yard pass from QB **Ryan Fitzpatrick** in the third quarter
- **11/8 vs. JAX:** Registered the fifth multi-touchdown game for his career, rushing for a pair of one-yard touchdowns

2014 (w/ NYJ - 16/10)

Registered a team-high 821 rushing yards on 198 carries (4.1 rush avg) and six touchdowns ... Added 18 receptions for 123 yards (6.8 rec. avg.)

- **9/7 vs. OAK:** Gained 102 yards on 10 carries (10.2 rush avg.), including a career-long 71-yard touchdown in the fourth quarter
- **12/1 vs. MIA:** Ran for 62 yards on 16 carries (3.9 rush avg.) and helped team run for 277 yards, the eighth-highest output in Jets history
- **12/28 at MIA:** Registered the first receiving touchdown of his career on an eight-yard pass

2013 (w/ NYJ - 15/6)

Rushed for 833 yards on 182 rushes (4.6 rush avg.) and three touchdowns, and caught two passes for 10 yards (5.0 rec. avg.)

- **10/20 vs. N.E.:** Voted FedEx Ground NFL Player of the Week after rushing 34 times for 104 yards
- **11/3 vs. N.O.:** Finished with 139 rushing yards on 18 carries (7.7 rush avg.)
- **12/22 vs. CLE:** Finished with 20 carries for 109 yards (5.5 rush avg.)

2012 (w/ N.O. - 6/2)

Played in six games with two starts, rushing for 217 yards on 40 attempts (5.4 rush avg.) and two touchdowns ... Added two receptions for 15 yards (7.5 rec. avg.)

- **11/5 vs. PHI:** Gained 48 rushing yards on 10 carries (4.8 rush avg.) and added a 22-yard touchdown run
- **11/11 vs. ATL:** Carried seven times for 72 yards (10.3 rush avg.) and scored on a 56-yard run

2011 (w/ N.O. - 6/2, 2/0)

Spent the first seven weeks of the season on the Physically Unable to Perform list recovering from foot and sports hernia surgeries ... Played in six games and had 79 rushes for 374 yards (4.7 rush avg.) and one touchdown ... Played in both postseason games and rushed 22 times for 70 yards (3.2 rush avg.)

- **1/1 vs. CAR:** Ran 19 times for 127 yards and one touchdown

2010 (w/ N.O. - 12/3)

Appeared in 12 games with three starts and led the team in rushing, carrying 137

times for 716 yards (5.2 rush avg.) with five touchdowns ... Ranked fourth in the NFL in yards per carry and second among rookies in rushing yardage ... Named an All-Rookie by The Sporting News and Pro Football Weekly/Pro Football Writers of America

- **10/17 at T.B.:** Rushed 15 times for 158 yards (10.5 rush avg.)
- **11/25 at DAL:** Registered two touchdowns as he rushed seven times for 38 yards
- **12/5 at CIN:** Carried 15 times for 117 yards (7.8 rush avg.) with two touchdowns

COLLEGE (at Washington State, 2006-08; at Tiffin University, 2009-10)

- As a senior, carried 39 times for 223 yards in five games before suffering season-ending knee injury
- Appeared in 22 games over three seasons at Washington State, rushing for 534 yards on 91 attempts (5.9 rush avg.) and four touchdowns

Personal

- Earned three letters in football for head coach John King and two in track and field at Longview (Texas) H.S.
- Led football team to district title all three seasons
- Named best fullback by 5ATexasFootball.com and was a unanimous first-team All-District 12 5A selection
- Parents are Kenny and Judy Gilliland
- Twitter handle is @ivory33

REGULAR SEASON CAREER STATISTICS

YEAR	TEAM	GP/GS	RUSHING					RECEIVING				
			NO	YDS	AVG	LG	TD	NO	YDS	AVG	LG	TD
2010	N.O.	12/3	137	716	5.2	55t	5	1	17	17.0	17	0
2011	N.O.	6/2	79	374	4.7	35t	1	0	0	0.0	0	0
2012	N.O.	6/2	40	217	5.4	56t	2	2	15	7.5	13	0
2013	NYJ	15/6	182	833	4.6	69	3	2	10	5.0	12	0
2014	NYJ	16/10	198	821	4.1	71t	6	18	123	6.8	23	1
2015	NYJ	15/14	247	1070	4.3	58	7	30	217	7.2	36	1
2016	JAX	5/0	40	129	3.2	42	1	6	21	3.5	9	0
NFL totals: 7 yrs. 75/37			923	4,160	4.5	71t	25	59	403	6.8	36	2

POSTSEASON CAREER STATISTICS

YEAR	TEAM	GP/GS	RUSHING					RECEIVING				
			NO	YDS	AVG	LG	TD	NO	YDS	AVG	LG	TD
2011	N.O.	2/0	22	70	3.2	19	0	0	0	0.0	0	0
NFL totals: 7 yrs.			2/0	22	70	3.2	19	0	0	0	0.0	0

CAREER HIGHS

	GAME	SEASON
Rushing attempts:	34 (10/20/13 vs. N.E.)	247 (2015)
Rushing yards:	166 (10/4/15 at Miami)	1,070 (2015)
Longest rush:	71 (9/7/14 vs. Oakland)	71 (2014)
Rushing touchdowns:	2 (three times, last: 10/26/14 vs. Buffalo)	7 (2015)
Receptions:	5 (12/6/15 at N.Y. Giants)	30 (2015)
Receiving yards:	52 (9/22/14 vs. Chicago)	217 (2015)
Receiving touchdowns:	1 (two times, last: 10/25/15 at New England)	14 (2015)

2016 GAME-BY-GAME STATISTICS

DATE	GAME	RUSHING					RECEIVING				
		NO	YDS	AVG	LG	TD	NO	YDS	AVG	LG	TD
09/11	vs. Green Bay										
09/18	at San Diego										
09/25	vs. Baltimore	12	14	1.2	4	0	1	9	9.0	9	0
10/02	vs. Indianapolis	8	29	3.6	13	0	0	0	0.0	0	0
	BYE WEEK										
10/16	at Chicago	11	32	2.9	9	1	2	3	1.5	2	0
10/23	vs. Oakland	5	48	9.6	42	0	2	3	1.5	3	0
10/27	at Tennessee	4	6	1.5	4	0	1	6	6.0	6	0
11/06	at Kansas City										
11/13	vs. Houston										
11/20	at Detroit										
11/27	at Buffalo										
12/04	vs. Denver										
12/11	vs. Minnesota										
12/18	at Houston										
12/24	vs. Tennessee										
01/01	at Indianapolis										
2016 totals:		40	129	3.2	42	1	6	21	3.5	9	0

PLAYER BIOS

2015 GAME-BY-GAME STATISTICS

DATE	GAME	RUSHING					RECEIVING				
		NO	YDS	AVG	LG	TD	NO	YDS	AVG	LG	TD
09/13	vs. Cleveland	20	91	4.6	19	2	1	9	9.0	9	0
09/21	at Indianapolis	14	57	4.1	19	0	2	3	1.5	2	0
09/27	vs. Philadelphia						DNP				
10/04	at Miami	29	166	5.7	24	1	0	0	0.0	0	0
	BYE WEEK										
10/18	vs. Washington	20	146	7.3	54	1	3	50	16.7	24	0
10/25	at New England	17	41	2.4	7	0	3	24	8.0	9	1
11/01	at Oakland	15	17	1.1	7	0	3	24	8.0	9	0
11/08	vs. Jacksonville	23	26	1.1	9	2	3	22	7.3	16	0
11/12	vs. Buffalo	18	99	5.5	21	0	2	36	18.0	36	0
11/22	at Houston	8	36	4.5	23	0	1	9	9.0	9	0
11/29	vs. Miami	21	87	4.1	31	1	2	15	7.5	9	0
12/06	at N.Y. Giants	10	47	4.7	20	0	5	22	4.4	11	0
12/13	vs. Tennessee	22	101	4.6	32	0	1	6	6.0	6	0
12/19	at Dallas	13	37	2.8	8	0	1	5	5.0	5	0
12/27	vs. New England	11	38	3.5	17	0	4	4	1.0	6	0
01/03	at Buffalo	6	81	13.5	58	0	0	0	0.0	0	0
2015 totals:		247	1070	4.3	58	7	30	217	7.2	36	1

2014 GAME-BY-GAME STATISTICS

DATE	GAME	RUSHING					RECEIVING				
		NO	YDS	AVG	LG	TD	NO	YDS	AVG	LG	TD
09/07	vs. Oakland	10	102	10.2	71t	1	0	0	0.0	0	0
09/14	at Green Bay	13	44	3.4	9	1	1	3	3.0	3	0
09/22	vs. Chicago	10	44	4.4	17	0	4	52	13.0	23	0
09/28	vs. Detroit	17	84	4.9	17	0	2	16	8.0	8	0
10/05	at San Diego	9	44	4.9	17	0	2	16	8.0	8	0
10/12	vs. Denver	8	7	0.9	5	0	0	0	0.0	0	0
10/16	at New England	21	107	5.1	16	1	4	18	4.5	7	0
10/26	vs. Buffalo	13	43	3.3	9	2	0	0	0.0	0	0
11/02	at Kansas City	8	22	2.8	6	0	0	0	0.0	0	0
11/09	vs. Pittsburgh	14	51	3.6	12	0	0	0	0.0	0	0
	BYE WEEK										
11/24	at Buffalo	7	31	4.4	17	0	3	7	2.3	6	0
12/01	vs. Miami	16	62	3.9	11	0	0	0	0.0	0	0
12/07	at Minnesota	16	73	4.6	15	0	1	4	4.0	4	0
12/14	at Tennessee	12	25	2.1	12	1	1	1	1.0	1	0
12/21	vs. New England	11	53	4.8	16	0	0	0	0.0	0	0
12/28	at Miami	13	29	2.2	9	0	1	8	8.0	8t	1
2014 totals:		198	821	4.1	71t	6	18	123	6.8	23	1

2013 GAME-BY-GAME STATISTICS

DATE	GAME	RUSHING					RECEIVING				
		NO	YDS	AVG	LG	TD	NO	YDS	AVG	LG	TD
09/08	vs. Tampa Bay	10	15	1.5	7	0	0	0	0.0	0	0
09/12	at New England	12	52	4.3	11	0	0	0	0.0	0	0
09/22	vs. Buffalo	4	5	1.3	5	0	0	0	0.0	0	0
09/29	at Tennessee						ina				
10/07	at Atlanta	4	27	6.8	19	0	0	0	0.0	0	0
10/13	vs. Pittsburgh	4	16	4.0	9	0	0	0	0.0	0	0
10/20	vs. New England	34	104	3.1	17	0	1	-2	-2.0	-2	0
10/27	at Cincinnati	6	11	1.8	5	0	0	0	0.0	0	0
11/03	vs. New Orleans	18	139	7.7	52	1	0	0	0.0	0	0
	BYE WEEK										
11/17	at Buffalo	15	98	6.5	69	1	0	0	0.0	0	0
11/24	at Baltimore	9	35	3.9	17	0	0	0	0.0	0	0
12/01	vs. Miami	12	61	5.1	32	0	1	12	12.0	12	0
12/08	vs. Oakland	18	76	4.2	15t	1	0	0	0.0	0	0
12/15	at Carolina	11	66	5.5	28	0	0	0	0.0	0	0
12/22	vs. Cleveland	20	109	5.5	28	0	0	0	0.0	0	0
12/29	at Miami	5	19	3.8	5	0	0	0	0.0	0	0
2013 totals:		182	833	4.6	69	3	2	10	5.0	12	0

2012 GAME-BY-GAME STATISTICS

DATE	GAME	RUSHING					RECEIVING				
		NO	YDS	AVG	LG	TD	NO	YDS	AVG	LG	TD
09/09	vs. Washington						ina				
09/16	at Carolina						ina				
09/23	vs. Kansas City						ina				
09/30	at Green Bay						ina				
10/07	vs. San Diego						DNP				
	BYE WEEK										
10/21	at Tampa Bay						ina				
10/28	at Denver						DNP				
11/05	vs. Philadelphia	10	48	4.8	22t	1	1	2	2.0	2	0
11/11	vs. Atlanta	7	72	10.3	56t	1	1	13	13.0	13	0
11/18	at Oakland	8	37	4.6	25	0	0	0	0.0	0	0
11/25	vs. San Francisco	8	34	4.3	7	0	0	0	0.0	0	0
11/29	at Atlanta	3	4	1.3	6	0	0	0	0.0	0	0
12/09	at N.Y. Giants						ina				
12/16	vs. Tampa Bay						ina				
12/23	at Dallas						ina				
12/30	vs. Carolina	4	22	5.5	11	0	0	0	0.0	0	0
2012 totals:		40	217	5.4	56t	2	2	15	7.5	13	0

2011 GAME-BY-GAME STATISTICS

DATE	GAME	RUSHING					RECEIVING				
		NO	YDS	AVG	LG	TD	NO	YDS	AVG	LG	TD
09/08	at G.B.						PUP				
09/18	vs. Chicago						PUP				
09/25	vs. Houston						PUP				
10/02	at Jacksonville						PUP				
10/09	at Carolina						PUP				
10/16	at Tampa Bay						PUP				
10/23	vs. Indianapolis						PUP				
10/30	at St. Louis	6	18	3.0	6	0	0	0	0.0	0	0
11/06	vs. Tampa Bay	15	67	4.5	12	0	0	0	0.0	0	0
11/13	at Atlanta						ina				
	BYE WEEK										
11/28	vs. N.Y. Giants						ina				
12/04	vs. Detroit						ina				
12/11	vs. Tennessee	13	53	4.1	25	0	0	0	0.0	0	0
12/18	vs. Minnesota	18	74	4.1	12	0	0	0	0.0	0	0
12/26	vs. Atlanta	8	35	4.4	11	0	0	0	0.0	0	0
01/01	vs. Carolina	19	127	6.7	35t	1	0	0	0.0	0	0
2011 totals:		79	374	4.7	35t	1	0	0	0.0	0	0

01/07	vs. Detroit	13	47	3.6	19	0	0	0	0.0	0	0
01/14	at San Francisco	9	23	2.6	7	0	0	0	0.0	0	0
Postseason totals:		22	70	3.2	19	0	0	0	0.0	0	0

2010 GAME-BY-GAME STATISTICS

DATE	GAME	RUSHING					RECEIVING				
		NO	YDS	AVG	LG	TD	NO	YDS	AVG	LG	TD
09/09	vs. Minnesota						ina				
09/20	at San Francisco						ina				
09/26	vs. Atlanta	7	13	1.9	9	0	0	0	0.0	0	0
10/03	vs. Carolina	12	67	5.6	14	0	0	0	0.0	0	0
10/10	at Arizona	10	39	3.9	14	0	0	0	0.0	0	0
10/17	at Tampa Bay	15	158	10.5	33	0	1	17	17.0	17	0
10/24	vs. Cleveland	15	48	3.2	8	0	0	0	0.0	0	0
10/31	vs. Pittsburgh	7	7	1.0	6	0	0	0	0.0	0	0
11/07	at Carolina	12	50	4.2	11	0	0	0	0.0	0	0
	BYE WEEK										
11/21	vs. Seattle	23	99	4.3	24	1	0	0	0.0	0	0
11/25	at Dallas	7	38	5.4	17	2	0	0	0.0	0	0
12/05	at Cincinnati	15	117	7.8	55t	2	0	0	0.0	0	0
12/12	vs. St. Louis	7	47	6.7	18	0	0	0	0.0	0	0
12/19	at Baltimore						ina				
12/27	at Atlanta						ina				
01/02	vs. Tampa Bay	7	33	4.7	11	0	0	0	0.0	0	0
2010 totals:		137	716	5.2	55t	5	1	17	17.0	17	0

PLAYER BIOS

44

MYLES JACK

LINEBACKER

6-1 245 LBS.

UCLA

BORN SEPTEMBER 3, 1995

SCOTTSDALE, ARIZONA

ACQ: 2ND ROUND OF 2016 DRAFT (36TH)

EXP: ROOKIE



TRANSACTIONS

• Originally drafted by Jacksonville in the second round (36th overall) of the 2016 draft on choice obtained from Baltimore for Jaguars' second (38th overall)- and fifth (146th overall)-round choices

PRO (Games played/started - 7/4)

Made his NFL and Jaguars debut in the team's season opener in 2016

2016 (w/ JAX - 7/4)

- **9/11 vs. G.B.:** Played in 12 snaps on special teams in NFL and team debut
- **9/18 at S.D.:** Saw action at LB, making two solo tackles, and on special teams
- **9/25 vs. BAL:** Saw action on special teams
- **10/2 vs. IND:** Earned his first career start at OTTO and made four tackles (three solo) and one pass defended
- **10/16 at CHI:** Started at OTTO and made one solo tackle
- **10/23 vs. OAK:** Started at OTTO and recorded one solo tackle and saw time on special teams
- **10/27 at TEN:** Started at OTTO and saw action on special teams

COLLEGE (at UCLA, 2013-15)

As a junior, started in all three games he played before injuring his knee in practice ... Registered 15 tackles ... Starter in all 13 games at LB and named second-team all-conference ... Finished second on the team with 88 tackles, 8.0 for loss, and seven passes defended ... As a freshman, saw action in all 13 games with 12 starts, 11 at LB and one at RB ... Finalist for the Paul Hornung Award as the nation's most versatile player ... Named first-team All-America by Athlon Sports as an all-purpose player and honorable mention All-America by SI.com ... First-team Freshman All-America selection by Sporting News ... Named both offensive and defensive freshman of the year in the Pac-12 by coaches ... Earned second-team All-Pac-12 honors ... His 75 tackles ranked fifth on the team and as the second-most ever by a true freshman ... Led team with 11 passes defended ... Scored seven rushing touchdowns on the season (second on the school's freshman list behind DeShaun Foster in 1998) ... Earned a spot on the Athletic Director's Academic Honor Roll in 2013 Fall and 2014 Winter quarters

PERSONAL

- A four-star recruit from Bellevue (Wash.) High School, according to both scout.com and rivals.com
- Ranked as the nation's No. 4 OLB and No. 1 in the west
- Also played running back in high school for an offense that averaged more than 46 points per game his senior season
- Selected to play in the U.S. Army All-American game, where he posted five tackles
- Earned letters in track (three) and basketball (one)
- Son of H. David Jack and La Sonjia (Fisher) Jack
- Has one brother, Jahlen
- Twitter handle is @MylesJack

REGULAR SEASON CAREER STATISTICS

YEAR	TEAM	GP/GS	TKL	SOLO	ASST	SACKS	FF	FR	PD	TFL
2016	JAX	7/4	8	7	1	0.0	0	0	1	0
NFL totals: 1 yr.		7/4	8	7	1	0.0	0	0	1	0

2016 GAME-BY-GAME STATISTICS

DATE	OPP	TKL	SOLO	ASST	ST	SACKS	FF	FR	PD	TFL
09/11	vs. Green Bay	0	0	0	0	0.0	0	0	0	0
09/18	at San Diego	2	2	0	0	0.0	0	0	0	0
09/25	vs. Baltimore	0	0	0	0	0.0	0	0	0	0
10/02	vs. Indianapolis	4	3	1	0	0.0	0	0	1	0
BYE WEEK										
10/16	at Chicago	1	1	0	0	0.0	0	0	0	0
10/23	vs. Oakland	1	1	0	0	0.0	0	0	0	0
10/27	at Tennessee	0	0	0	0	0.0	0	0	0	0
11/06	at Kansas City									
11/13	vs. Houston									
11/20	at Detroit									
11/27	at Buffalo									
12/04	vs. Denver									
12/11	vs. Minnesota									
12/18	at Houston									
12/24	vs. Tennessee									
01/01	at Indianapolis									
2016 totals:		8	7	1	0	0.0	0	0	1	0

PLAYER BIOS

90

MALIK JACKSON

DEFENSIVE LINEMAN

6-5 293 LBS.


TENNESSEE

BORN JANUARY 11, 1990

VAN NUYS, CALIFORNIA

ACQ: UFA (DENVER) 2016

EXP: 5TH YEAR



- Saw action in 21 games as a reserve defensive lineman at USC and recorded 22 tackles (15 solo), 5.5 sacks and two forced fumbles

PERSONAL

- Made 103 tackles and 14.5 sacks at Birmingham High School in Van Nuys, Calif.
- Helped lead Birmingham to the 2006 Los Angeles City title with 10.5 sacks as a junior
- Twin brother, Marquis, was all-conference DE for Texas Southern University from 2010-11
- Twitter handle is @TheMalikJackson

REGULAR SEASON CAREER STATISTICS

YEAR	TEAM	GP/GS	TKL	SOLO	ASST	SACKS	FF	FR	PD
2012	DEN	14/0	5	3	2	0.0	0	0	0
2013	DEN	16/5	42	30	12	6.0	1	0	4
2014	DEN	16/3	42	33	9	3.0	1	0	4
2015	DEN	16/16	45	34	11	5.0	0	2	7
2016	JAX	7/7	12	11	1	1.0	0	0	1
NFL totals: 5 yrs.		69/31	146	111	35	15.0	2	2	16

POSTSEASON CAREER STATISTICS

YEAR	TEAM	GP/GS	TKL	SOLO	ASST	SACKS	FF	FR	PD
2012	DEN	1/0	0	0	0	0.0	0	0	0
2013	DEN	3/3	8	7	1	1.0	0	0	2
2014	DEN	1/1	4	1	3	0.0	0	0	0
2015	DEN	3/3	9	8	1	0.0	0	1	0
NFL totals: 4 yrs.		8/7	21	16	5	1.0	0	1	2

CAREER HIGHS

	GAME	SEASON
Tackles:	7 (10/13/13 vs. Jacksonville)	45 (2015)
Sacks:	2.0 (10/13/13 vs. Jacksonville)	6.0 (2013)
Forced fumbles:	1 (twice, last: 11/9/14 at Oakland)	1 (2013 & 2014)
Fumble recoveries:	1 (twice, last: 11/22/15 at Chicago)	2 (2015)
Passes defended:	2 (six times, last: 12/13/15 vs. Oakland)	7 (2015)

2016 GAME-BY-GAME STATISTICS

DATE	OPP	TKL	SOLO	ASST	SACKS	FF	FR	PD	TFL
09/11	vs. Green Bay	0	0	0	0.0	0	0	0	0
09/18	at San Diego	2	1	1	0.0	0	0	0	0
09/25	vs. Baltimore	2	2	0	1.0	0	0	0	1
10/02	vs. Indianapolis	5	5	0	0.0	0	0	1	1
BYE WEEK									
10/16	at Chicago	3	3	0	0.0	0	0	0	1
10/23	vs. Oakland	0	0	0	0.0	0	0	0	0
10/27	at Tennessee	0	0	0	0.0	0	0	0	0
11/06	at Kansas City								
11/13	vs. Houston								
11/20	at Detroit								
11/27	at Buffalo								
12/04	vs. Denver								
12/11	vs. Minnesota								
12/18	at Houston								
12/24	vs. Tennessee								
01/01	at Indianapolis								
2016 totals:		12	11	1	1.0	0	0	1	3

TRANSACTIONS

Originally selected by Denver in the fifth round (137th overall) of the 2012 NFL Draft ... Signed by Jacksonville as an unrestricted free agent on 3/10/16

PRO (Games played/started - 69/31, 8/7)

- Fifth-year defensive lineman joined the Jaguars after spending four years in Denver
- Has played in 69 regular season games (31 starts) and eight playoff contests (seven starts) during his first four years with the Broncos
- Regular season career totals include 146 tackles (111 solo), 16 passes defended, 15.0 sacks, two forced fumbles and two fumble recoveries
- Has recorded 21 tackles (16 solo), two passes defended, two forced fumbles, one sack and one fumble recovery in eight playoff games

2016 (w/ JAX - 7/7)

- **9/11 vs. G.B.:** Started at DT in his Jaguars debut
- **9/18 at S.D.:** Started at DT and made two tackles (one solo)
- **9/25 vs. BAL:** Registered his first sack of the season and first sack as a Jaguar
- **10/2 vs. IND:** Posted a season-high five solo tackles, including one tackle for loss, and one pass defended
- **10/16 at CHI:** Started at DT and made three tackles, including one tackle for loss
- **10/23 vs. OAK:** Started at DT and recorded one quarterback hit
- **10/27 at TEN:** Started at DT

2015 (w/ DEN - 16/16, 3/3)

Started all 16 games for the first time in his career, finishing with a career-high 45 tackles (34 solo), 5.0 sacks and a career-best seven passes defended ... Started all three of Denver's postseason contests and tallied nine tackles (eight solo) and a fumble recovery for a TD in Super Bowl 50

- **9/17 vs. K.C.:** Finished with three tackles, one sack and one pass defended that led to CB Chris Harris Jr.'s interception at the Broncos' 10-yard line
- **9/27 at DET:** Posted three tackles, one fumble recovery and 0.5 sacks
- **10/11 at OAK:** Registered six tackles (five solo) and one sack
- **10/18 at CLE:** Posted four tackles (three solo), two tackles for loss and one sack
- **12/20 at PIT:** Tallied five tackles (four solo) and 1.5 sacks
- **2/7 vs. CAR (Super Bowl 50):** Recorded five tackles (five solo) and recovered a fumble in the end zone, marking the seventh fumble recovery for a touchdown in Super Bowl history

2014 (w/ DEN - 16/3, 1/1)

Played all 16 games for the second consecutive season and totaled 42 tackles (33 solo), four passes defended, three sacks and one forced fumble ... Was part of a rushing defense that allowed just 79.8 rushing yards per game, the lowest single-season figure in team history and the NFL's second-best mark in 2014

- **9/7 vs. IND:** Posted two tackles (one solo) and 0.5 sacks in season opener
- **10/5 vs. ARI:** Had two tackles (one solo) and 0.5 sacks
- **12/7 vs. BUF:** Tallied a season-high six tackles (six solo) and one sack
- **1/11 vs. IND:** Posted four tackles (one solo) in AFC Divisional Playoff Game

2013 (w/ DEN - 16/5, 3/3)

Played all 16 regular season games (five starts) and led Denver's defensive line with 42 tackles ... Ranked second on the team with six sacks and led the team with 11 tackles for loss ... Added four passes defended and one forced fumble ... Started in all three postseason games for the Broncos and made eight tackles (seven solo), one sack and two passes defended

- **9/23 vs. OAK:** Recorded his first career sack, splitting it with LB Wesley Woodyard
- **10/13 vs. JAX:** Posted a season-high seven tackles (five solo), two sacks and one pass defended
- **12/1 at K.C.:** Made his first NFL start ... Forced his first career fumble while adding two solo tackles
- **1/12 vs. S.D.:** Made his first postseason start and registered three tackles and one sack in team's AFC Divisional Playoff Game

2012 (w/ DEN - 14/0, 1/0)

Played 14 games as a rookie and totaled five tackles (three solo)

COLLEGE (at Southern California, 2008-09; at Tennessee, 2010-11)

- Played 46 games (24 starts) at Southern California and Tennessee and made 136 tackles (67 solo), 13 sacks, four forced fumbles and one fumble recovery
- Earned first-team All-SEC as a senior and second-team all-conference as a junior
- As a senior, led the Volunteers in tackles for loss (11) and sacks (2.5)

PLAYER BIOS



2015 GAME-BY-GAME STATISTICS

DATE	OPP.	TKL	SOLO	ASST	SACKS	FF	FR	PD
09/13	vs. Baltimore	3	0	3	0.0	0	0	0
09/17	at Kansas City	3	0	3	1.0	0	0	0
09/27	at Detroit	2	1	1	0.5	0	1	0
10/04	vs. Minnesota	2	1	1	0.0	0	0	0
10/11	at Oakland	6	5	1	1.0	0	0	0
10/18	at Cleveland	4	3	1	1.0	0	0	0
11/01	vs. Green Bay	2	1	1	0.0	0	0	1
11/08	at Indianapolis	5	3	2	0.0	0	0	2
11/15	vs. Kansas City	3	3	0	0.0	0	0	0
11/22	at Chicago	0	0	0	0.0	0	1	0
11/29	vs. New England	1	0	1	0.0	0	0	0
12/06	at San Diego	2	2	0	0.0	0	0	2
12/13	vs. Oakland	2	2	0	0.0	0	0	2
12/20	at Pittsburgh	5	3	2	1.5	0	0	0
12/28	vs. Cincinnati	3	2	1	0.0	0	0	0
01/03	vs. San Diego	2	2	0	0.0	0	0	0
2015 totals:		45	34	11	5.0	0	2	7
01/17	vs. Pittsburgh	2	1	1	0.0	0	0	0
01/24	vs. New England	2	2	0	0.0	0	0	0
02/07	vs. Carolina	5	5	0	0.0	0	1	0
Postseason totals:		9	8	1	0.0	0	1	0



2014 GAME-BY-GAME STATISTICS

DATE	OPP.	TKL	SOLO	ASST	SACKS	FF	FR	PD
09/07	vs. Indianapolis	2	1	1	0.5	0	0	0
09/14	vs. Kansas City	1	1	0	0.0	0	0	0
09/21	at Seattle	5	0	5	0.0	0	0	0
	BYE WEEK							
10/05	vs. Arizona	2	1	1	0.5	0	0	0
10/12	at N.Y. Jets	4	3	1	0.0	0	0	0
10/19	vs. San Francisco	1	1	0	1.0	0	0	0
10/23	vs. San Diego	1	1	0	1.0	0	0	0
11/02	at New England	2	1	1	0.0	0	0	0
11/09	at Oakland	1	1	0	0.0	1	0	0
11/16	at St. Louis	5	5	0	0.0	0	0	0
11/23	vs. Miami	3	3	0	0.0	0	0	0
11/30	at Kansas City	0	0	0	0.0	0	0	0
12/07	vs. Buffalo	6	6	0	1.0	0	0	0
12/14	at San Diego	2	2	0	0.0	0	0	2
12/22	at Cincinnati	5	5	0	0.0	0	0	0
12/28	vs. Oakland	2	2	0	0.0	0	0	2
2014 Totals:		42	33	9	3.0	1	0	4
01/11	vs. Indianapolis	4	1	3	0.0	0	0	0
Postseason totals:		4	1	3	0.0	0	0	0



2013 GAME-BY-GAME STATISTICS

DATE	OPP.	TKL	SOLO	ASST	SACKS	FF	FR	PD
09/05	vs. Baltimore	1	0	1	0.0	0	0	0
09/15	at N.Y. Giants	2	2	0	0.0	0	0	0
09/23	vs. Oakland	1	0	1	0.5	0	0	0
09/29	vs. Philadelphia	0	0	0	0.0	0	0	0
10/06	at Dallas	2	1	1	1.0	0	0	0
10/13	vs. Jacksonville	7	5	2	2.0	0	0	1
10/20	at Indianapolis	3	1	2	0.0	0	0	1
10/27	vs. Washington	1	1	0	0.0	0	0	0
11/10	at San Diego	3	1	2	0.5	0	0	2
11/17	vs. Kansas City	3	1	2	0.0	0	0	2
11/24	at New England	1	1	0	0.0	0	0	0
12/01	at Kansas City	2	2	0	0.0	1	0	0
12/08	vs. Tennessee	4	4	0	1.0	0	0	0
12/12	vs. San Diego	3	3	0	0.0	0	0	0
12/22	at Houston	5	4	1	0.0	0	0	0
12/29	at Oakland	4	4	0	1.0	0	0	0
2013 Totals:		42	30	12	6.0	1	0	4
01/12	vs. San Diego	3	3	0	1.0	0	0	0
01/19	vs. New England	0	0	0	0.0	0	0	1
02/02	vs. Seattle	5	4	1	0.0	0	0	1
Postseason totals:		8	7	1	1.0	0	0	2



2012 GAME-BY-GAME STATISTICS

DATE	OPP.	TKL	SOLO	ASST	SACKS	FF	FR	PD
09/09	vs. Pittsburgh				ina			
09/17	at Atlanta	0	0	0	0.0	0	0	0
09/23	vs. Houston	1	1	0	0.0	0	0	0
09/30	vs. Oakland	0	0	0	0.0	0	0	0
10/07	at New England	1	1	0	0.0	0	0	0
10/15	at San Diego				DNP			
	BYE WEEK							
10/28	vs. San Diego	0	0	0	0.0	0	0	0
11/04	at Cincinnati	0	0	0	0.0	0	0	0
11/11	at Carolina	1	1	0	0.0	0	0	0
11/18	vs. San Diego	0	0	0	0.0	0	0	0
11/25	at Kansas City	0	0	0	0.0	0	0	0
12/02	vs. Tampa Bay	0	0	0	0.0	0	0	0
12/06	at Oakland	0	0	0	0.0	0	0	0
12/16	at Baltimore	0	0	0	0.0	0	0	0
12/23	vs. Cleveland	1	0	1	0.0	0	0	0
12/30	vs. Kansas City	1	1	0	0.0	0	0	0
2012 Totals:		42	30	12	6.0	1	0	4
01/12	vs. Baltimore	1	0	1	0.0	0	0	0
Postseason totals:		1	0	1	0.0	0	0	0

PLAYER BIOS

29

JOSH JOHNSON



CORNERBACK

5-10 200 LBS.

PURDUE

BORN SEPTEMBER 10, 1990

DADE CITY, FLORIDA

ACQ: FREE AGENT 2016

EXP: 1ST YEAR

TRANSACTIONS

Originally signed with San Diego as an undrafted free agent on 4/27/13 ... Waived on 8/31/13 ... Signed by Jacksonville on 2/12/16

PRO (Games Played/Started – 3/0)

- Spent training camp with the San Diego Chargers in 2013 after being signed as an undrafted free agent
- Played for the CFL's BC Lions from 2014-15, playing in 24 games and recording 100 tackles, 5.0 sacks, three INTs, three passes defended and two fumble recoveries

2016 (w/ JAX - 3/0)

- 9/11 vs. G.B.:** Inactive
- 9/18 at S.D.:** Made his Jaguars debut and saw action on special teams
- 9/25 vs. BAL:** Saw action on special teams and two snaps at CB
- 10/2 vs. IND:** Played a season-high 48 snaps at CB and tallied five tackles (three solo), including his first career 0.5 sack ... With 1:42 remaining in the fourth quarter, broke up QB **Andrew Luck**'s attempt to TE **Dwayne Allen** on fourth-and-one to force a turnover on downs
- 10/16 at CHI:** Inactive
- 10/23 vs. OAK:** Inactive
- 10/27 at TEN:** Inactive

COLLEGE (at Purdue, 2009-12)

- Played in 49 games over his four-year career, totaling 182 tackles and six interceptions
- Recorded 31 passes defended, including a team-high 16 during his senior season.

PERSONAL

- Given name is Joshua Lutrail Johnson
- Organizational leadership and supervision major
- Nickname is "Jay Jay"
- Twitter handle is @jjohnson28FLA

REGULAR SEASON CAREER STATISTICS

YEAR	TEAM	GP/GS	TKL	SOLO	ASST	SACKS	FF	FR	PD	INT
2016	JAX	3/0	5	3	2	0.5	0	0	1	0
NFL totals: 1 yr.		3/0	5	3	2	0.5	0	0	1	0

2016 GAME-BY-GAME STATISTICS

DATE	OPP	TKL	SOLO	ASST	SACKS	FF	FR	PD	INT
09/11	vs. Green Bay				ina				
09/18	at San Diego	0	0	0	0.0	0	0	0	0
09/25	vs. Baltimore	0	0	0	0.0	0	0	0	0
10/02	vs. Indianapolis	5	3	2	0.5	0	0	1	0
	BYE WEEK								
10/16	at Chicago				ina				
10/23	vs. Oakland				ina				
10/27	at Tennessee				ina				
11/06	at Kansas City								
11/13	vs. Houston								
11/20	at Detroit								
11/27	at Buffalo								
12/04	vs. Denver								
12/11	vs. Minnesota								
12/18	at Houston								
12/24	vs. Tennessee								
01/01	at Indianapolis								
2016 totals:		5	3	2	0.5	0	0	1	0

PLAYER BIOS

95

ABRY JONES



DEFENSIVE TACKLE

6-4 320 LBS.

GEORGIA

BORN SEPTEMBER 8, 1991

WARNER ROBINS, GEORGIA

ACQ: ROOKIE FREE AGENT 2013

EXP: 4TH YEAR

TRANSACTIONS

Originally signed by Jacksonville as an undrafted rookie on 4/27/13 ... Placed on injured reserve on 1/1/16

PRO (Games played/started - 46/3)

- Earned roster spot as an undrafted rookie in 2013 and has played in 46 games
- Career totals include 75 tackles (46 solo), 5.5 sacks, two forced fumbles, one fumble recovery, three passes defended and five QB pressures
- Played in all 16 games in 2014

2016 (w/ JAX - 7/1)

- **9/11 vs. G.B.:** Played five snaps at DT and 17 on special teams
- **9/18 at S.D.:** Saw action at DT and made one tackle
- **9/25 vs. BAL:** Saw action at DT and on special teams
- **10/2 vs. IND:** Saw action at DT and made two tackles (one solo)
- **10/16 at CHI:** Saw action at DT, making two solo tackles, including one tackle for loss
- **10/23 vs. OAK:** Totaled three solo tackles, including one tackle for a loss
- **10/27 at TEN:** Started at DT and had three tackles (two solo)

2015 (w/ JAX - 15/0)

Played in 15 games before being placed on the team's injured reserve list for the final regular season game ... Totaled 16 tackles (seven solo), 2.0 sacks, one forced fumble and one fumble recovery

- **10/4 at IND:** Saw action at DT and special teams, and recorded his first career fumble recovery
- **10/11 at T.B.:** Made five tackles (three solo), including two tackles for loss and recorded one pass defended
- **10/25 vs. BUF:** Made one tackle (one solo), including one sack
- **11/15 at BAL:** Made four tackles (one solo), including a sack-fumble that was recovered by DT **Tyson Alualu**

2014 (w/ JAX - 16/2)

Played in all 16 games for the first time in his career and registered a career-best 39 tackles (23 solo), three sacks, four tackles for loss, three quarterback hits and one forced fumble

- **10/5 vs. PIT:** Registered a career-high two sacks including a sack/forced fumble of QB **Ben Roethlisberger** early in the fourth quarter ... Also sacked Roethlisberger in the second quarter ... Added one QB pressure and one tackle for loss
- **10/19 vs. CLE:** Made three solo tackles, one QB hit and one tackle for loss ...
- **12/7 vs. HOU:** Saw action at DT and matched his season-high with four tackles (three solo)
- **12/18 vs. TEN:** Made first career start and totaled a career-high five tackles (three solo) along with one sack ... Sacked QB **Charlie Whitehurst** for a three-yard loss on the opening possession
- **12/28 at HOU:** Started for the second consecutive game and totaled three tackles (one solo)

2013 (w/ JAX - 8/0)

Played in eight games as a rookie after earning a roster spot as an undrafted free agent ... Totaled nine tackles, 0.5 sacks and one QB hit

- **10/6 at STL:** Made NFL debut on and saw action on defense
- **10/20 vs. SD:** Made first career tackle
- **12/22 vs. TEN:** Saw extensive action in DL rotation and posted a career-high four tackles (three solo), one QB hit and split a sack with LB **Paul Posluszny** in the first quarter
- **12/29 at IND:** Totaled two solo tackles in season-finale

COLLEGE (at Georgia, 2009-12)

- Three-year letterman and appeared in 46 games, making 26 starts at DE and DT
- Career totals include 107 tackles (52 solo), 35 QB pressures, 13.5 tackles for a loss, 5.0 sacks and two forced fumbles
- Received the David Jacobs Award as a player who, by example, portray courage, spirit, character and determination
- Majored in communication studies

PERSONAL

- Attended Northside (Ga.) High School
- USA Today All-USA second-team selection
- Twitter handle is @JUSTAB3

REGULAR SEASON CAREER STATISTICS

YEAR	TEAM	GP/GS	TKL	SOLO	ASST	SACKS	FF	FR	PD	TFL
2013	JAX	8/0	9	8	1	0.5	0	0	0	0
2014	JAX	16/2	39	23	16	3.0	1	0	1	3
2015	JAX	15/0	16	7	9	2.0	1	1	2	3
2016	JAX	7/1	11	8	3	0.0	0	0	0	2
NFL totals: 3 yrs.		46/3	75	46	29	5.5	2	1	3	8

CAREER HIGHS

	GAME	SEASON
Tackles:	5 (two times, last: 10/11/15 vs. T.B.)	39 (2014)
Sacks:	2.0 (10/5/14 vs. PIT)	3.0 (2014)
Forced fumbles:	1 (twice, last: 11/15/15 at BAL)	1 (2014 & 2015)
Fumble recoveries:	1 (10/4/15 at IND)	1 (2014)
Passes defended:	1 (three times, last: 10/11/15 at T.B.)	2 (2015)

2016 GAME-BY-GAME STATISTICS

DATE	OPP	TKL	SOLO	ASST	ST	SACKS	FF	FR	PD	TFL
09/11	vs. Green Bay	0	0	0	0	0.0	0	0	0	0
09/18	at San Diego	1	0	1	0	0.0	0	0	0	0
09/25	vs. Baltimore	0	0	0	0	0.0	0	0	0	0
10/02	vs. Indianapolis	2	1	1	0	0.0	0	0	0	0
BYE WEEK										
10/16	at Chicago	2	2	0	0	0.0	0	0	0	1
10/23	vs. Oakland	3	3	0	0	0.0	0	0	0	1
10/27	at Tennessee	3	2	1	0	0.0	0	0	0	0
11/06	at Kansas City									
11/13	vs. Houston									
11/20	at Detroit									
11/27	at Buffalo									
12/04	vs. Denver									
12/11	vs. Minnesota									
12/18	at Houston									
12/24	vs. Tennessee									
01/01	at Indianapolis									
2016 totals:		11	8	3	0	0.0	0	0	0	2

2015 GAME-BY-GAME STATISTICS

DATE	GAME	TKL	SOLO	ASST	ST	SACKS	FF	FR	PD	TFL
09/13	vs. Carolina	0	0	0	0	0.0	0	0	0	0
09/20	vs. Miami	0	0	0	0	0.0	0	0	0	0
09/27	at New England	1	0	1	0	0.0	0	0	1	0
10/04	at Indianapolis	0	0	0	0	0.0	0	1	0	0
10/11	at Tampa Bay	5	3	2	0	0.0	0	0	1	2
10/18	vs. Houston	0	0	0	0	0.0	0	0	0	0
10/25	vs. Buffalo	1	1	0	0	1.0	0	0	0	1
11/1	BYE WEEK									
11/08	at N.Y. Jets	3	0	3	0	0.0	0	0	0	0
11/15	at Baltimore	4	1	3	0	1.0	1	0	0	0
11/19	vs. Tennessee	1	1	0	0	0.0	0	0	0	0
11/29	vs. San Diego	0	0	0	0	0.0	0	0	0	0
12/06	at Tennessee	0	0	0	0	0.0	0	0	0	0
12/13	vs. Indianapolis	0	0	0	0	0.0	0	0	0	0
12/20	vs. Atlanta	1	1	0	0	0.0	0	0	0	0
12/27	at New Orleans	0	0	0	0	0.0	0	0	0	0
01/03	at Houston					IR				
2015 totals:		16	7	9	0	2.0	1	1	2	3

2014 GAME-BY-GAME STATISTICS

DATE	GAME	TKL	SOLO	ASST	ST	SACKS	FF	FR	PD	TFL
09/07	at Philadelphia	0	0	0	0	0.0	0	0	0	0
09/14	at Washington	3	2	1	0	0.0	0	0	0	1
09/21	vs. Indianapolis	1	1	0	0	0.0	0	0	0	0
09/28	at San Diego	0	0	0	0	0.0	0	0	0	0
10/05	vs. Pittsburgh	4	4	0	0	2.0	1	0	0	0
10/12	at Tennessee	2	2	0	0	0.0	0	0	0	0
10/19	vs. Cleveland	3	3	0	0	0.0	0	0	0	1
10/26	vs. Miami	1	0	1	0	0.0	0	0	1	0
11/02	at Cincinnati	3	1	2	0	0.0	0	0	0	0
11/09	vs. Dallas	1	1	0	0	0.0	0	0	0	0
BYE WEEK										
11/23	at Indianapolis	3	1	2	0	0.0	0	0	0	0
11/30	vs. N.Y. Giants	3	1	2	0	0.0	0	0	0	0
12/07	vs. Houston	4	3	1	0	0.0	0	0	0	0
12/14	at Baltimore	3	0	3	0	0.0	0	0	0	0
12/18	vs. Tennessee	5	3	2	0	1.0	0	0	0	1
12/28	at Houston	3	1	2	0	0.0	0	0	0	0
2014 totals:		39	23	16	0	3.0	1	0	1	3

PLAYER BIOS




2013 GAME-BY-GAME STATISTICS

DATE	GAME	TKL	SOLO	ASST	ST	SACKS	FF	FR	PD	TFL
09/08	vs. Kansas City					ina				
09/15	at Oakland					ina				
09/22	at Seattle					ina				
09/29	vs. Indianapolis					ina				
10/06	at St. Louis	0	0	0	0	0.0	0	0	0	0
10/13	at Denver	0	0	0	0	0.0	0	0	0	0
10/20	vs. San Diego	1	1	0	0	0.0	0	0	0	0
10/27	vs. San Francisco					ina				
	BYE WEEK									
11/10	at Tennessee					ina				
11/17	vs. Arizona					ina				
11/24	at Houston					ina				
12/01	at Cleveland	0	0	0	0	0.0	0	0	0	0
12/05	vs. Houston	1	1	0	0	0.0	0	0	0	0
12/15	vs. Buffalo	1	1	0	0	0.0	0	0	0	0
12/22	vs. Tennessee	4	3	1	0	0.5	0	0	0	0
12/29	at Indianapolis	2	2	0	0	0.0	0	0	0	0
2013 totals:		9	8	1	0	0.5	0	0	0	0

PLAYER BIOS

83

BEN KOYACK



TIGHT END

6-5 255 LBS.

NOTRE DAME

BORN APRIL 9, 1993

OIL CITY, PENNSYLVANIA

ACQ: 7TH ROUND OF 2015 DRAFT (229TH)

EXP: 1ST YEAR

TRANSACTIONS

Originally drafted by Jacksonville in the seventh round (229th overall) of the 2015 draft ... Signed by Jacksonville to the practices squad on 9/6/15

PRO (Games played/started - 5/0)

• Spent his rookie season in 2015 on the practice squad before starting the 2016 season on the active roster

2016 (w/ JAX - 5/0)

- **9/11 vs. G.B.:** Played eight snaps on special teams and lined up at TE six times
- **9/18 at S.D.:** Saw action at TE and on special teams, and made one special teams tackle
- **9/25 vs. BAL:** Inactive (knee)
- **10/2 vs. IND:** Inactive (knee)
- **10/16 at CHI:** Saw action on special teams and one snap at TE
- **10/23 vs. OAK:** Saw action at TE and special teams ... Provided key block to spring Chris Ivory's 42-yard run
- **10/27 at TEN:** Posted his first career receptions (five) for 41 yards (8.2 rec. avg.)

COLLEGE (at Notre Dame, 2011-14)

- Participated in the 2015 Senior Bowl
- Named to the Mackey Award Watch List, given annually to the most outstanding Tight End in FBS college football
- As a senior, started at tight end in all 13 games and totaled 30 receptions for 317 yards and two TDs

PERSONAL

- Played for coach Matt LaVerde at Oil City (Pa.) High School
- Received first-team Pennsylvania all-state honors from Pennsylvania Sportswriters and Associated Press in 2010
- Rated best tight end in country and 25th-best prospect overall by Scout.com
- Recorded 62 receptions for 1,031 yards and 11 TDs as a senior ... Averaged 16.6 yards per catch
- Besides tight end, played quarterback, wide receiver, defensive end and linebacker
- Hails from family of musicians and is proficient playing trombone, piano and euphonium
- Son of David and Karen
- Twitter handle is @koymonster

REGULAR SEASON CAREER STATISTICS

YEAR	TEAM	GP/GS	NO	YDS	AVG	LG	TD
2015	JAX				ps		
2016	JAX	5/0	5	41	8.2	14	0
NFL totals: 1 yr.		5/0	5	41	8.2	14	0

2016 GAME-BY-GAME STATISTICS

DATE	OPP	RECS	YDS	AVG.	LG	TD
09/11	vs. Green Bay	0	0	0.0	0	0
09/18	at San Diego	0	0	0.0	0	0
09/25	vs. Baltimore			ina		
10/02	vs. Indianapolis			ina		
BYE WEEK						
10/16	at Chicago	0	0	0.0	0	0
10/23	vs. Oakland	0	0	0.0	0	0
10/27	at Tennessee	5	41	8.2	14	0
11/06	at Kansas City					
11/13	vs. Houston					
11/20	at Detroit					
11/27	at Buffalo					
12/04	vs. Denver					
12/11	vs. Minnesota					
12/18	at Houston					
12/24	vs. Tennessee					
01/01	at Indianapolis					
2016 totals:		5	41	8.2	14	0

Additional statistics: one special teams tackle

PLAYER BIOS

11

MARQISE LEE

WIDE RECEIVER

6-0 200 LBS.

SOUTHERN CALIFORNIA

BORN NOVEMBER 25, 1991

INGLEWOOD, CALIFORNIA

ACQ: 2ND ROUND OF 2014 DRAFT (39TH)

EXP: 3RD YEAR



TRANSACTIONS

Originally drafted by Jacksonville in the second round (39th overall) of the 2014 draft

PRO (Games played/started - 30/9)

- Third-year WR has 82 receptions for 971 yards (11.8 rec. avg.) and two TDs
- Was first of two receivers selected by the Jaguars in the second round of 2014 draft
- Became 24th WR selected by the Jaguars in franchise history, the fifth-highest in team history
- Marked the seventh USC player drafted by the Jaguars in team history, the second-most among any colleges (Florida, 9)

2016 (w/ JAX - 7/0)

- **9/11 vs. G.B.:** Made two catches for 22 yards
- **9/18 at S.D.:** Had five receptions for a career-high-tying 75 yards (15.0 rec. avg.)
- **9/25 vs. BAL:** Recorded five receptions for 44 yards (8.8 rec. avg.)
- **10/2 vs. IND:** Had four catches for 28 yards (7.0 rec. avg.)
- **10/16 at CHI:** Posted a team-high six receptions for 61 yards (10.2 rec. avg.)
- **10/23 vs. OAK:** Posted a team-high seven receptions for 107 yards with a long reception of 38 yards, all of which were career highs and the first game with 100+ yards ... Returned 4 kickoffs for 93 yards with a long return of 34 yards
- **10/27 at TEN:** Had one reception for 21 yards

2015 (w/ JAX - 10/1)

- Played in 10 games during his second season with one start, totaling 15 receptions for 191 yards (12.7 rec. avg.) for one TD ... Added five rushes for 38 yards (7.6 rush avg.)
- **9/20 vs. MIA:** Had two receptions for 27 yards (13.5 avg.) in season debut ... Also rushed once for 12 yards
 - **12/6 at TEN:** Had one reception for 17 yards in his first start of the season at WR ... Also recorded one rush for four yards
 - **12/20 vs. ATL:** Had two receptions for 46 yards (23.0 avg.), including a season-long 30-yard reception in the fourth quarter
 - **12/27 at N.O.:** Recorded three receptions for 26 yards (8.7 rec. avg.) and one TD ... Rushed once for nine yards (9.0 rush avg.)

2014 (w/ JAX - 13/8)

- Appeared in 13 games as a rookie with eight starts and registered 37 receptions for 422 yards and one TD ... Missed three consecutive games with a hamstring injury
- **9/7 at PHI:** Started at WR in NFL debut and tied for the team lead with six catches for 62 yards with a long of 18 ... Joined WR **Allen Hurns** as first two rookie WRs to start in season-opener in franchise history
 - **9/14 at WAS:** Started at WR and had two receptions for 11 yards ... Missed next three games with a hamstring injury
 - **10/12 at TEN:** Returned to action after missing three games and finished with two receptions for 26 yards with a long of 16 yards .
 - **11/23 at IND:** Led the team with 52 yards on three receptions (17.3 avg.) with a career-long 37-yard catch in the fourth quarter
 - **11/30 vs. NYG:** Started at WR and led team with six catches for 75 yards ... Scored on a 30-yard TD pass from QB **Blake Bortles** in the third quarter, his first career score
 - **12/7 vs. HOU:** Started at WR and posted five receptions for 67 yards with a long of 31 yards, his third straight game with a 30-plus yard reception
 - **12/18 vs. TEN:** Started at WR and led team with four catches for 65 yards including a 34-yard grab in the third quarter ... Marked fourth straight game with four or more receptions

COLLEGE (at Southern California, 2011-13)

- Three-year starter who declared for the NFL Draft following his junior season
- Career totals included 248 receptions for 3,655 yards (14.7 avg.) with 29 TDs
- Owns 24 school records and set five Pac-12 Conference marks
- Won the Biletnikoff Award as a sophomore as the nation's top receiver
- Ranked first in school history in receiving yards, second in receptions and fourth in receiving TDs
- Was a long jumper and sprinter on USC's track team
- Became the school's first Biletnikoff Award winner as a sophomore as well as unanimous All-American and All-Pac 12 Conference first-team choice
- Majored in sociology

PERSONAL

- Attended Serra High School in Gardena, Calif.
- Lettered in football, basketball and track
- Earned Parade All-American as a senior as well as Super Prep All-American, Under Armour All-American, ESPN 150, Rivals 100 and Prep Star Dream Team

- Finished with 57 receptions for 1,409 yards (24.7 avg.) with 24 TDs in final season along with 45 tackles and three INTs
- Was a sprinter and jumper on the track team, boasting a national prep No. 3 best 24-8 long jump, plus career bests of 44-7 in the triple jump, 6-4 in the high jump, 10.74 in the 100 meters and 22.11 in the 200 meters
- Named the 2010-11 Cal-Hi Sports Boys State Athlete of the Year and Cal-Hi Sports Boys Division IV Athlete of the Year
- Twitter handle is @TeamLee1

REGULAR SEASON CAREER STATISTICS							
YEAR	TEAM	GP/GS	NO	YDS	AVG	LG	TD
2014	JAX	13/8	37	422	11.4	37	1
2015	JAX	10/1	15	191	12.7	30	0
2016	JAX	7/0	30	358	11.9	38	0
NFL totals: 3 yrs.		30/9	82	971	11.8	38	1

CAREER HIGHS		
	GAME	SEASON
Receptions:	7 (10/23/16 vs. OAK)	37 (2014)
Receiving yards:	107 (10/23/16 vs. OAK)	422 (2014)
Longest reception:	38 (10/23/16 vs. OAK)	37 (2014)
Receiving touchdowns:	1 (two times, last: 12/27/15 at N.O.)	1 (2014 & 2015)

2016 GAME-BY-GAME STATISTICS							
DATE	OPP	RECS	YDS	AVG.	LG	TD	
09/11	vs. Green Bay	2	22	11.0	12	0	
09/18	at San Diego	5	75	15.0	22	0	
09/25	vs. Baltimore	5	44	8.8	20	0	
10/02	vs. Indianapolis	4	28	7.0	13	0	
BYE WEEK							
10/16	at Chicago	6	61	10.2	14	0	
10/23	vs. Oakland	7	107	15.3	38	0	
10/27	at Tennessee	1	21	21.0	21	0	
11/06	at Kansas City						
11/13	vs. Houston						
11/20	at Detroit						
11/27	at Buffalo						
12/04	vs. Denver						
12/11	vs. Minnesota						
12/18	at Houston						
12/24	vs. Tennessee						
01/01	at Indianapolis						
2016 totals:		30	358	11.9	38	0	

2015 GAME-BY-GAME STATISTICS							
DATE	GAME	RECS	YDS	AVG.	LG	TD	
09/13	vs. Carolina			ina			
09/20	vs. Miami	2	27	13.5	18	0	
09/27	at New England	1	13	13.0	13	0	
10/04	at Indianapolis			ina			
10/11	at Tampa Bay			ina			
10/18	vs. Houston			ina			
10/25	vs. Buffalo			ina			
BYE WEEK							
11/01	at N.Y. Jets			ina			
11/08	at Baltimore	1	8	8.0	8	0	
11/15	vs. Tennessee	0	0	0.0	0	0	
11/19	vs. Tennessee	0	0	0.0	0	0	
11/29	vs. San Diego	1	3	3.0	3	0	
12/06	at Tennessee	1	17	17.0	17	0	
12/13	vs. Indianapolis	1	21	21.0	21	0	
12/20	vs. Atlanta	2	46	23.0	30	0	
12/27	at New Orleans	3	26	8.7	18	1	
01/03	at Houston	3	30	10.0	14	0	
2015 totals:		15	191	12.7	30	1	

Additional statistics: Five rushes for 38 yards (7.6 avg.)

PLAYER BIOS



2014 GAME-BY-GAME STATISTICS

DATE	GAME	RECs	YDS	AVG.	LG	TD
09/07	at Philadelphia	6	62	10.3	18	0
09/14	at Washington	2	11	5.5	8	0
09/21	vs. Indianapolis			ina		
09/28	at San Diego			ina		
10/05	vs. Pittsburgh			ina		
10/12	at Tennessee	2	26	13.0	16	0
10/19	vs. Cleveland	1	20	20.0	20	0
10/26	vs. Miami	1	9	9.0	9	0
11/02	at Cincinnati	0	0	0.0	0	0
11/09	vs. Dallas	1	13	13.0	13	0
	BYE WEEK					
11/23	at Indianapolis	3	52	17.3	37	0
11/30	vs. N.Y. Giants	6	75	12.5	30	1
12/07	vs. Houston	5	67	13.4	31	0
12/14	at Baltimore	4	14	3.5	13	0
12/18	vs. Tennessee	4	65	16.3	34	0
12/28	at Houston	2	8	4.0	4	0
2014 totals:		37	422	11.4	37	1

Additional statistics: Three rushes for nine yards (3.0 avg.)

PLAYER BIOS

89 MARCEDES LEWIS



TIGHT END
6-6 275 LBS.


UCLA

BORN MAY 19, 1984

LONG BEACH, CALIFORNIA

ACQ: 1ST ROUND OF 2006 DRAFT (28TH)

EXP: 11TH YEAR



TRANSACTIONS

Originally drafted by Jacksonville in the first round (28th overall) of the 2006 draft

PRO (Games played/started - 151/137)

- Eleventh-year pro has started 137 of 151 games
- Career totals include 344 receptions for 4,146 yards (12.1 rec. avg.) with 28 TDs
- Became Jaguars first Pro Bowl tight end after he earned honors in 2010
- One of three Jaguars to record 4,000+ career receiving yards, joining **Jimmy Smith** (12,287) and **Kennan Cardell** (6,393)
- Former 2006 first-round pick ranks third in Jaguars history in career receiving yards and receiving TDs and fourth in receptions
- Owns team record for receptions, career TDs, receiving yards and receptions of 25-plus yards by a TE

2016 (w/ JAX - 7/7)

Began his 11th season with the Jaguars, the second-longest career with the team in franchise history

- **9/11 vs. G.B.:** Made two catches for 48 yards, including a 37-yard screen pass
- **9/18 at S.D.:** Posted two receptions for 17 yards, including a 4-yard TD reception
- **9/25 vs. BAL:** Had three receptions for 20 yards (6.7 rec. avg.)
- **10/2 vs. IND:** Exited the game with a hip injury after a 12-yard reception in the second quarter
- **10/16 at CHI:** Started at TE
- **10/23 vs. OAK:** Played in 150th career game, starting at TE, and recorded one reception for 11 yards
- **10/27 at TEN:** Had four receptions for 23 yards (5.8 rec. avg.)

2015 (w/ JAX - 16/16)

Started and played in all 16 games in his 10th season and totaled 16 receptions for 226 yards (14.1 rec. avg.)

- **10/4 at IND:** Had five receptions for 40 yards (8.0 rec. avg.)
- **11/29 vs. S.D.:** Made one reception for 24 yards (24.0 rec. avg.)
- **12/6 at TEN:** Started at TE, playing in his 140th career game and tallied one reception for seven yards (7.0 rec. avg.)
- **1/3 at HOU:** Had one reception for a season-long 45 yards

2014 (w/ JAX - 8/8)

Played and started in eight games ... Suffered a high ankle sprain in Week 2 and was placed on injured reserve/designated to return on Sept. 16 ... Finished with 18 catches for 206 yards and two TDs

- **9/7 at PHI:** Started at TE in season-opener and tied for the team-lead with six receptions for 35 yards
- **9/14 at WAS:** Registered a career-long 63-yard TD reception from QB **Chad Henne** in the second quarter ... Finished with two catches for 71 yards ... Left the game in the third quarter with a high ankle sprain ... Was placed on injured reserve/designated to return on Sept. 16
- **12/7 vs. HOU:** Hauled in a 35-yard reception in the fourth quarter and led team with 69 yards on three receptions
- **12/14 at BAL:** Had 22 yards on two receptions with a long of 17 yards
- **12/18 vs. TEN:** Made a four-yard TD reception in the second quarter

2013 (w/ JAX - 11/11)

Played in 11 games with 11 starts and produced 25 catches for 359 yards and four TDs ... Missed five of the first six games with a calf injury suffered in the preseason ... Had a TD reception in four straight games which tied a franchise record ... Was inactive for first three games and made season debut on **9/29 vs. IND** but strained his calf on the third play from scrimmage and did not return

- **11/17 vs. ARI:** Started his 100th career game at TE and totaled 23 yards on three catches
- **12/1 at CLE:** Finished with three catches for 26 yards including an 8-yard TD reception from RB **Maurice Jones-Drew** in the second quarter
- **12/5 vs. HOU:** Scored on a one-yard pass from QB **Chad Henne** on the opening drive of the game ... Added a season-long 41-yard reception in the first quarter
- **12/15 vs. BUF:** Led team with 54 yards on four catches with one TD ... Hooked up with Henne for a 13-yard TD in the fourth quarter, his third straight game with a TD reception
- **12/22 vs. TEN:** Tied a franchise-record with a receiving TD in four straight games, hooking up with Henne for a four-yard score in the first quarter ... Finished with four catches for 50 yards with a long of 30 yards
- **12/29 at IND:** Finished season with 70 yards on three catches including a 36-yard reception in the fourth quarter

2012 (w/ JAX - 16/15)

Played in all 16 games for the fourth time in his career ... Ranked third on the club with 52 receptions for 540 yards and four TDs, the second-highest receiving totals of his career

- **9/9 at MIN:** Opened season with five receptions for 52 yards and a TD ... Scored on a one-yard pass from QB **Blaine Gabbert** in the second quarter
- **9/30 vs. CIN:** Had three catches for 32 yards and scored on a two-yard pass from Gabbert in the second quarter
- **10/28 at GB:** Played in his 100th career game and recorded two receptions for 21 yards
- **11/18 at HOU:** Had a 13-yard TD pass from QB **Chad Henne** in the first quarter and a one-yard TD grab in the third quarter ... Finished with 40 yards on three receptions ... Marked his third career game with multiple TD receptions
- **12/2 at BUF:** Had a season-high 68 yards on four receptions
- **12/30 at TEN:** Concluded season with a career-high 103 yards on seven receptions ... Joined **Kyle Brady** and **Pete Mitchell** as only TEs in franchise history to eclipse 100 receiving yards and it marked the fourth time overall

2011 (w/ JAX - 15/15)

Started 15 games at TE ... Team captain ... Led team with 460 receiving yards on 39 receptions (11.8 avg.) ... One of five tight ends (**Jason Witten**, Dallas; **Owen Daniels**, Houston; **Jimmy Graham**, New Orleans; **Dustin Keller**, New York Jets) to lead team in receiving yards

- **9/11 vs. TEN:** Had two receptions for 28 yards in season-opener and left game early with a calf injury
- **11/20 at CLE:** Established career-high with seven receptions for 64 yards ... Became sixth player in team history with 200 career receptions and only second TE to accomplish the feat (**Kyle Brady**, 241)
- **12/11 vs. TB:** Registered a career-high 77 receiving yards on two receptions ... Had a then-career-long 62-yard reception in the second quarter from QB **Blaine Gabbert**

2010 (w/ JAX - 16/16)

Earned first Pro Bowl honors after career-best 58 receptions for 700 yards and 10 TDs ... The 10 TDs tied a single-season franchise record ... Was voted backup for Pro Bowl but became starter after **Antonio Gates** withdrew ... Receptions and yards were second-best ever by a Jaguars TE ... Finished second on team and ninth among NFL TEs in receptions, and his 12.1-yard average and 10 TDs were tops among TEs ... Started all 16 games for second time in career and was only Jaguar to make multiple receptions in every game ... Ranked second on club with 88 passes thrown his way and 37 receptions resulting in first downs ... Named to Peter King's CNN.com NFL All-Pro Team ... Blocked for a rushing attack that ranked third in the NFL (149.7)

- **9/12 vs. DEN:** Scored on both catches, from 21 and 10 yards to lead win
- **9/19 at SD:** Had season-high 70 receiving yards
- **10/3 vs. IND:** Caught 15-yard TD pass on
- **10/10 at BUF:** Followed with 2 TDs on, breaking team single-season record for TEs with fifth TD
- **10/31 at DAL:** Turned in third multiple-TD game of season including season-long 42-yarder ... Nine-yard TD catch was 14th of career, breaking team TE record held by **Kyle Brady** (13)
- **11/21 vs. CLE:** Made five receptions for 66 yards and eighth TD of season
- **1/2 at HOU:** Scored 10th TD in finale to tie team single season record for TD receptions held by Reggie Williams

2009 (w/ JAX - 15/15)

Started 15 games at TE and produced then career-high 518 yards on 32 receptions for two touchdowns ... Led team with 16.2 average per reception, the highest average per reception among NFL tight ends ... Sustained a head injury in week 16 and was inactive for the season-finale

- **9/20 vs. ARI:** Posted three receptions for 62 yards with a 25-yard TD reception
- **10/4 vs. TEN:** Had four receptions for then career-high 76 yards and became only third TE (**Pete Mitchell**, **Kyle Brady**) to surpass 100 career receptions ... Recorded a 33-yard TD pass from QB **David Garrard**
- **11/15 at NYJ:** Registered 58 yards on two receptions including a 33-yard reception on the game-winning drive in the fourth quarter
- **12/6 vs. HOU:** Hooked up with Garrard for a career-long 47-yard reception in the first quarter

2008 (w/ JAX - 16/15)

Played in all 16 games for the second consecutive season and made 15 starts ... Finished with 41 receptions for 489 yards and two TDs ... Became first Jaguars TE since **Kyle Brady** (43, 2002) to have 40-plus receptions in a season and had the most receiving yards by a tight end since 2000 (Brady, 729) ... Had four-plus receptions in five games and finished with a reception of 19-plus yards in eight of the last 12 games ... Selected to USA Today All-Joe Team, which goes to players and coaches who have overachieved and are often overlooked

- **10/5 vs. PIT:** Scored first TD of the season on a 24-yard pass from David Garrard
- **10/12 at DEN:** Registered second straight game with a TD with 30-yard reception for the game-winning score

2007 (w/ JAX - 16/16, 2/2)

Started a career-high 16 games and both playoff games ... Finished with 37 receptions for 391 yards and two TDs ... Only player to start all 16 games ... Helped pave the way for the Jaguars to rank second in the NFL with 2,391 rushing yards (149.4 avg.), the second-most in team history

PLAYER BIOS

- **9/23 at DEN:** Led team with three receptions for 44 yards
- **11/18 vs. SD:** Scored first TD of the season on pass from David Garrard
- **12/2 at IND:** Had five receptions including a two-yard TD pass
- **1/5 at PIT:** Started at TE in AFC Wild Card game and totaled two receptions for 16 yards in first career postseason game
- **1/12 at NE:** Led team with 74 receiving yards on four receptions in AFC Divisional game

2006 (w/ JAX - 15/3)

Played in 15 games with three starts ... Totaled 13 receptions for 126 yards and one TD ... Missed final three preseason games after suffering ankle injury in preseason opener

- **10/8 vs. NYJ:** Made first career start
- **11/26 at BUF:** Scored first career TD on one-yard pass from QB David Garrard

COLLEGE (at UCLA, 2002-05)

- Winner of 2005 Mackey Award, given to nation's top TE
- Started 32 of 49 games in four seasons
- Set school record for TEs with career totals of 126 receptions for 1,571 yards and 21 TDs
- Unanimous All-America and All-Pac 10 selection as a senior, finishing with 59 receptions for 741 yards and 10 TDs
- Majored in history

PERSONAL

- Attended Poly (Long Beach, Calif.) High
- Played QB as a freshman before moving to TE for final three seasons
- Named Parade All-America, Super Prep Elite 50 and Super Prep All-America as senior
- Had 44 receptions for 710 yards and seven sacks at DE as a senior
- Established the Mercedes Lewis Foundation in 2009 to support youth by awarding scholarships to those that wouldn't be able to participate in sports without financial assistance ... The ultimate goal is to send a child from Long Beach to college on a full scholarship on an annual basis
- Twitter handle is @MercedesLewis89
- Full name: Mercedes Alexis Lewis

REGULAR SEASON CAREER STATISTICS

YEAR	TEAM	GP/GS	NO	YDS	AVG	LG	TD
2006	JAX	15/3	13	126	9.7	31	1
2007	JAX	16/16	37	391	10.6	25	2
2008	JAX	16/15	41	489	11.9	30t	2
2009	JAX	15/15	32	518	16.2	47	2
2010	JAX	16/16	58	700	12.1	42t	10*
2011	JAX	15/15	39	460*	11.8	62	0
2012	JAX	16/15	52	540	10.4	26	4
2013	JAX	11/11	25	359	14.4	41	4
2014	JAX	8/8	18	206	11.4	63t	2
2015	JAX	16/16	16	226	14.1	45	0
2016	JAX	7/7	13	131	10.1	37	1
NFL totals:	11 yrs.	151/137	344	4,146	12.1	63t	28

* team leader

POSTSEASON CAREER STATISTICS

YEAR	TEAM	GP/GS	NO	YDS	AVG	LG	TD
2007	JAX	2/2	6	90	15.0	34	0
NFL totals:	11 yrs.	2/2	6	90	15.0	34	0

CAREER HIGHS

	GAME	SEASON
Receptions:	7 (two times, last: 12/30/12 at TEN)	58 (2010)
Receiving yards:	103 (12/30/12 at TEN)	700 (2010)
Longest reception:	63 (9/14/14 at WAS)	63 (2014)
Receiving touchdowns:	2 (four times, last: 11/18/12 at HOU)	10 (2010)

2016 GAME-BY-GAME STATISTICS

DATE	OPP	RECs	YDS	AVG.	LG	TD
09/11	vs. Green Bay	2	48	24.0	37	0
09/18	at San Diego	2	17	8.5	13	1
09/25	vs. Baltimore	3	20	6.7	7	0
10/02	vs. Indianapolis	1	12	12.0	12	0
	BYE WEEK					
10/16	at Chicago	0	0	0.0	0	0
10/23	vs. Oakland	1	11	11.0	11	0
10/27	at Tennessee	4	23	5.8	9	0
11/06	at Kansas City					
11/13	vs. Houston					
11/20	at Detroit					
11/27	at Buffalo					
12/04	vs. Denver					
12/11	vs. Minnesota					
12/18	at Houston					
12/24	vs. Tennessee					
01/01	at Indianapolis					
2016 totals:		13	131	10.1	37	1

2015 GAME-BY-GAME STATISTICS

DATE	GAME	RECs	YDS	AVG.	LG	TD
09/13	vs. Carolina	0	0	0.0	0	0
09/20	vs. Miami	0	0	0.0	0	0
09/27	at New England	0	0	0.0	0	0
10/04	at Indianapolis	5	40	8.0	13	0
10/11	at Tampa Bay	0	0	0.0	0	0
10/18	vs. Houston	1	8	8.0	8	0
10/25	vs. Buffalo	2	13	6.5	9	0
11/01	BYE WEEK					
11/08	at N.Y. Jets	1	27	27.0	27	0
11/15	at Baltimore	1	9	9.0	9	0
11/19	vs. Tennessee	0	0	0.0	0	0
11/29	vs. San Diego	1	24	24.0	24	0
12/06	at Tennessee	1	7	7.0	7	0
12/13	vs. Indianapolis	1	14	14.0	14	0
12/20	vs. Atlanta	1	26	26.0	26	0
12/27	at New Orleans	1	13	13.0	13	0
01/03	at Houston	1	45	45.0	45	0
2015 totals:		16	226	14.1	45	0

2014 GAME-BY-GAME STATISTICS

DATE	GAME	RECs	YDS	AVG.	LG	TD
09/07	at Philadelphia	6	35	5.8	11	0
09/14	at Washington	2	71	35.5	63t	1
09/21	vs. Indianapolis			IR		
09/28	at San Diego			IR		
10/05	vs. Pittsburgh			IR		
10/12	at Tennessee			IR		
10/19	vs. Cleveland			IR		
10/26	vs. Miami			IR		
11/02	at Cincinnati			IR		
11/09	vs. Dallas			IR		
	BYE WEEK					
11/23	at Indianapolis	1	-5	-5.0	-5	0
11/30	vs. N.Y. Giants	2	8	4.0	5	0
12/07	vs. Houston	3	69	23.0	35	0
12/14	at Baltimore	2	22	11.0	17	0
12/28	vs. Tennessee	2	6	3.0	4t	1
12/28	at Houston	0	0	0.0	0	0
2014 totals:		18	206	11.4	63t	2

2013 GAME-BY-GAME STATISTICS

DATE	GAME	RECs	YDS	AVG.	LG	TD
09/08	vs. Kansas City			ina		
09/15	at Oakland			ina		
09/22	at Seattle			ina		
09/29	vs. Indianapolis	0	0	0.0	0	0
10/06	at St. Louis			ina		
10/13	at Denver			ina		
10/20	vs. San Diego	1	31	31.0	31	0
10/27	vs. San Francisco	1	6	6.0	6	0
	BYE WEEK					
11/10	at Tennessee	3	39	13.0	27	0
11/17	vs. Arizona	3	23	7.7	9	0
11/24	at Houston	1	18	18.0	18	0
12/01	at Cleveland	3	26	8.7	14	1
12/05	vs. Houston	2	42	21.0	41	1
12/15	vs. Buffalo	4	54	13.5	25	1
12/22	vs. Tennessee	4	50	12.5	30	1
12/29	at Indianapolis	3	70	23.3	36	0
2013 totals:		25	359	14.4	41	4

2012 GAME-BY-GAME STATISTICS

DATE	GAME	RECs	YDS	AVG.	LG	TD
09/09	at Minnesota	5	52	10.4	18	1
09/16	vs. Houston	0	0	0.0	0	0
09/23	at Indianapolis	1	8	8.0	8	0
09/30	vs. Cincinnati	3	32	10.7	23	1
10/07	vs. Chicago	5	24	4.8	14	0
	BYE WEEK					
10/21	at Oakland	2	20	6.7	9	0
10/28	at Green Bay	2	21	10.5	16	0
11/04	vs. Detroit	4	41	10.3	20	0
11/08	vs. Indianapolis	3	36	12.0	17	0
11/18	at Houston	3	40	13.3	26	2
11/25	vs. Tennessee	4	56	14.0	23	0
12/02	at Buffalo	4	68	17.0	24	0
12/09	vs. N.Y. Jets	1	4	4.0	4	0
12/16	at Miami	3	8	2.7	9	0
12/23	vs. New England	4	27	6.8	9	0
12/30	at Tennessee	7	103	14.7	25	0
2012 totals:		52	540	10.4	26	4

PLAYER BIOS

2011 GAME-BY-GAME STATISTICS

DATE	GAME	RECs	YDS	AVG.	LG	TD
09/11	vs. Tennessee	2	28	14.0	20	0
09/18	at N.Y. Jets			ina		
09/25	at Carolina	2	15	7.5	9	0
10/02	vs. New Orleans	3	35	12.7	18	0
10/09	vs. Cincinnati	1	6	6.0	6	0
10/16	at Pittsburgh	2	29	14.5	21	0
10/24	vs. Baltimore	1	13	13.0	13	0
10/30	at Houston	4	45	11.3	21	0
	BYE WEEK					
11/13	at Indianapolis	1	-4	-4.0	-4	0
11/20	at Cleveland	7	64	9.1	18	0
11/27	vs. Houston	4	47	11.8	25	0
12/05	vs. San Diego	3	27	9.0	12	0
12/11	vs. Tampa Bay	2	77	38.5	62	0
12/15	at Atlanta	3	30	10.0	22	0
12/24	at Tennessee	1	12	12.0	12	0
01/01	vs. Indianapolis	3	33	11.0	16	0
2011 totals:		39	460	11.8	62	0

2008 GAME-BY-GAME STATISTICS

DATE	GAME	RECs	YDS	AVG.	LG	TD
09/07	at Tennessee	3	29	9.7	15	0
09/14	vs. Buffalo	1	13	13.0	13	0
09/21	at Indianapolis	2	21	10.5	12	0
09/28	vs. Houston	0	0	0.0	0	0
10/05	vs. Pittsburgh	1	24	24.0	24t	1
10/12	at Denver	3	64	21.3	30t	1
	BYE WEEK					
10/26	vs. Cleveland	3	34	11.3	14	0
11/02	at Cincinnati	4	38	9.5	21	0
11/09	at Detroit	4	64	16.0	29	0
11/16	vs. Tennessee	1	19	19.0	19	0
11/23	vs. Minnesota	4	41	10.3	21	0
12/01	at Houston	2	37	18.5	20	0
12/07	at Chicago	4	43	10.8	27	0
12/14	vs. Green Bay	2	7	3.5	5	0
12/28	vs. Indianapolis	6	55	9.2	14	0
12/28	at Baltimore	1	0	0.0	0	0
2008 totals:		41	489	11.9	30	2

2010 GAME-BY-GAME STATISTICS

DATE	GAME	RECs	YDS	AVG.	LG	TD
09/12	vs. Denver	2	31	15.5	21t	2
09/19	at San Diego	5	70	14.0	26	0
09/26	vs. Philadelphia	3	15	5.0	7	0
10/03	vs. Indianapolis	2	22	11.0	15t	1
10/10	at Buffalo	4	54	13.5	27t	2
10/18	vs. Tennessee	4	39	9.8	15	0
10/24	at Kansas City	3	44	14.7	26	0
10/31	at Dallas	2	51	25.5	42t	2
	BYE WEEK					
11/14	vs. Houston	5	53	10.6	18	0
11/21	vs. Cleveland	5	66	13.2	17	1
11/28	at N.Y. Giants	3	36	12.0	16	0
12/05	at Tennessee	3	36	12.0	20	0
12/12	vs. Oakland	4	57	14.3	20	1
12/19	at Indianapolis	6	63	10.5	25	0
12/26	vs. Washington	3	37	12.3	26	0
01/02	at Houston	4	26	6.5	11	1
2010 totals:		58	700	12.1	42	10

2007 GAME-BY-GAME STATISTICS

DATE	GAME	RECs	YDS	AVG.	LG	TD
09/09	vs. Tennessee	4	35	8.8	15	0
09/16	vs. Atlanta	2	39	19.5	25	0
09/23	at Denver	3	44	14.7	18	0
	BYE WEEK					
10/07	at Kansas City	3	13	4.3	6	0
10/14	vs. Houston	2	30	15.0	16	0
10/22	vs. Indianapolis	2	13	6.5	8	0
10/28	at Tampa Bay	0	0	0.0	0	0
11/04	at New Orleans	4	46	11.5	21	0
11/11	at Tennessee	1	8	8.0	8	0
11/18	vs. San Diego	1	1	1.0	1t	1
11/25	vs. Buffalo	5	57	11.4	24	0
12/02	at Indianapolis	5	42	8.4	13	1
12/09	vs. Carolina	3	25	8.3	13	0
12/16	at Pittsburgh	2	38	19.0	20	0
12/23	vs. Oakland	0	0	0.0	0	0
12/30	at Houston	0	0	0.0	0	0
2007 totals:		37	391	10.6	25	2

2009 GAME-BY-GAME STATISTICS

DATE	GAME	RECs	YDS	AVG.	LG	TD
09/13	at Indianapolis	3	23	7.7	19	0
09/20	vs. Arizona	3	62	20.7	25t	1
09/27	at Houston	1	18	18.0	18	0
10/04	vs. Tennessee	4	76	19.0	33t	1
10/11	at Seattle	3	13	4.3	7	0
10/18	vs. St. Louis	1	5	5.0	5	0
	BYE WEEK					
11/01	at Tennessee	1	20	20.0	20	0
11/08	vs. Kansas City	1	3	3.0	3	0
11/15	at N.Y. Jets	2	58	29.0	33	0
11/22	vs. Buffalo	3	70	23.3	35	0
11/29	at San Francisco	3	40	13.3	22	0
12/06	vs. Houston	1	47	47.0	47	0
12/13	vs. Miami	2	30	15.0	16	0
12/17	vs. Indianapolis	4	53	13.3	25	0
12/27	at New England	0	0	0.0	0	0
01/03	at Cleveland			ina		
2009 totals:		32	518	16.2	47	2

2006 GAME-BY-GAME STATISTICS

DATE	GAME	RECs	YDS	AVG.	LG	TD
09/10	vs. Dallas			ina		
09/18	vs. Pittsburgh	0	0	0.0	0	0
09/24	at Indianapolis	0	0	0.0	0	0
10/01	at Washington	2	40	20.0	31	0
10/08	vs. N.Y. Jets	0	0	0.0	0	0
	BYE WEEK					
10/22	at Houston	0	0	0.0	0	0
10/29	at Philadelphia	0	0	0.0	0	0
11/05	vs. Tennessee	2	11	5.5	6	0
11/12	vs. Houston	1	6	6.0	6	0
11/20	vs. N.Y. Giants	1	9	9.0	9	0
11/26	at Buffalo	1	1	1.0	1t	1
12/03	at Miami	0	0	0.0	0	0
12/10	vs. Indianapolis	1	19	19.0	19	0
12/17	at Tennessee	3	27	9.0	14	0
12/24	vs. New England	0	0	0.0	0	0
12/31	at Kansas City	2	13	9.7	31	1
2006 totals:		13	126	9.7	31	1

PLAYER BIOS

65 BRANDON LINDER

CENTER/GUARD

6-6 320 LBS.

MIAMI (FLA.)

BORN JANUARY 25, 1992

SOUTHWEST RANCHES, FLORIDA

ACQ: 3RD ROUND OF 2014 DRAFT (93RD)

EXP: 3RD YEAR



TRANSACTIONS

Originally drafted in the third round (93rd overall) of the 2014 draft ... Placed on injured reserve on 10/5/15

PRO (Games played/started - 24/24)

- Third-year pro has started in all 24 games he has played
- Switched from RG to C prior to the 2016 season
- Was a third-round pick of the Jaguars in 2014
- First player from the University of Miami ever drafted by the Jaguars
- Became 24th offensive lineman drafted by the Jaguars in franchise history

2016 (w/ JAX - 6/6)

- **9/11 vs. G.B.:** Made his first career start at C in team's season opener
- **9/18 at S.D.:** Started at C
- **9/25 vs. BAL:** Inactive (knee)
- **10/2 vs. IND:** Started at C, helping the team rush for a season-high 136 yards
- **10/16 at CHI:** Started at C
- **10/23 vs. OAK:** Started at C
- **10/27 at TEN:** Started at C

2015 (w/ JAX - 3/3)

Placed on season-ending IR because of surgery to repair a labral tear in his left shoulder after injury suffered in Week 3

- **9/13 vs. CAR:** Started at RG to kick off his second season with the Jaguars
- **9/20 vs. MIA:** Helped the Jaguars rush for 123 yards and did not allow a sack

2014 (w/ JAX - 15/15)

Started 15 games at RG as a rookie ...Part of OL that helped club finish sixth in the NFL in average per rush (4.5)

- **9/7 at PHI:** Started at RG in his NFL debut, one of three Jaguars rookies to start on opening day (WR **Marqise Lee**, WR **Allen Hurns**)
- **10/19 vs. CLE:** Helped pave the way for an offense that rushed for a season-high 185 yards on 35 carries and 176 yards on **10/26 vs. MIA**, the first time since 2010 the club eclipsed 150-plus rushing yards in back-to-back games
- **12/28 at HOU:** Started at RG and was part of OL that helped team produce 121 yards on 14 carries (8.6 avg.)

COLLEGE (at Miami (Fla.), 2010-13)

- Four-year starter and started 42 games (37 at RG, 2 at LT, 3 at C)
- Finished career with 35 TD-resulting blocks and 275 key blocks/knockdowns
- As a senior, named team's Most Valuable Player after leading team with 90 percent grade for blocking consistency, 11 TD-resulting blocks and 84 knockdowns
- Majored in health education

PERSONAL

- Attended St. Thomas Aquinas High School in Ft. Lauderdale, Fla.
- Named U.S. Army All-American and was rated the third-best center in the country by Rivals.com
- Helped team compile a 28-1 record during his final two seasons and captured the Class 5A state title as a junior
- Twitter handle is @BrandonLinder65

PLAYER BIOS

99 SEN'DERRICK MARKS

DEFENSIVE TACKLE

6-2 316 LBS.

AUBURN

BORN FEBRUARY 23, 1987

MOBILE, ALABAMA

ACQ: UNRESTRICTED FREE AGENT (TENNESSEE) 2013

EXP: 8TH YEAR



TRANSACTIONS

Originally drafted by Tennessee in the second round (62nd overall) of the 2009 draft ... Signed by Jacksonville as an unrestricted free agent on 4/2/13 ... Placed on injured reserve on 11/18/15

PRO (Games played/started - 94/60)

- Eighth-year DT has played in 94 games with 60 starts
- Career totals include 271 tackles (158 solo), 16.5 sacks, 36 tackles for loss, 51 QB pressures, six forced fumbles, 20 passes defended, four fumble recoveries and one INT
- Joined Jaguars in 2013 as an unrestricted free agent and produced career-best totals in back-to-back seasons including a team-high 8.5 sacks in 2014
- Has 13.5 sacks, 29 QB hits, 25 tackles for loss, two forced fumbles, four fumble recoveries and 14 passes defended in four seasons with the Jaguars
- His 13.5 sacks with Jaguars are fifth-most in franchise history by a DT

2016 (w/ JAX - 7/0)

- **9/11 vs. G.B.:** Recorded one solo tackle in team's season opener
- **9/18 at S.D.:** Saw action at DT
- **9/25 vs. BAL:** Saw action at DT and made one solo tackle, including one TFL
- **10/2 vs. IND:** Made two solo tackles, including 1.0 sack and three QB hits
- **10/16 at CHI:** Saw action at DT and made two solo tackles
- **10/23 vs. OAK:** Saw action at DT
- **10/27 at TEN:** Saw action at DT and tallied three tackles (one solo)

2015 (w/ JAX - 4/2)

Played in four games with two starts after being inactive for the first five games while recovering from ACL surgery ... Suffered elbow injury in Week 10 at Baltimore and was placed on season-ending injured reserve

- **10/18 vs. HOU:** Made his 2015 debut, making one tackle
- **10/25 vs. BUF:** Made one tackle (one solo), including one tackle for loss and two passes defended
- **11/8 at NYJ:** Made his first start of 2015, making one tackle and recording one pass defended
- **11/15 at BAL:** Started at DT and made two tackles

2014 (w/ JAX - 16/16)

Started all 16 games at DT and produced career-best numbers with 8.5 sacks, 16 QB hits, 15 tackles for loss and three passes defended ... Finished with 44 tackles (34 solo) and one fumble recovery ... Suffered a torn ACL in the season finale ... His 8.5 sacks were the second-most in franchise history by a DT and were the third-most among NFL DTs in 2014

- **9/7 at PHI:** Tallied five tackles (four solo) in the season-opener along with two tackles for loss, one sack and one QB hit ... Sacked QB **Nick Foles** for a six-yard loss in the second quarter
- **9/14 at WAS:** Totaled six tackles (four solo) including two for loss
- **9/21 at IND:** Split a sack and had two QB pressures, his second sack in the first three games
- **10/12 at TEN:** Had four solo tackles, one tackle for loss and one pass defended
- **10/26 vs. MIA:** Registered 10th career sack, taking down QB **Ryan Tannehill** for a seven-yard loss in the first quarter ... Added one tackle for loss and one QB hit
- **11/2 at CIN:** Recorded a sack in back-to-back games for the first time in his career, taking down QB **Andy Dalton** for a one-yard loss in the second quarter ... Added three tackles, one tackle for loss and one QB hit
- **11/9 vs. DAL:** Tallied a sack for the third consecutive game while adding two tackles, one tackle for loss and one QB hit ... Took down QB **Tony Romo** for a six-yard loss in the fourth quarter
- **11/23 at IND:** Recovered an Andrew Luck fumble in the first quarter
- **11/30 vs. NYG:** Produced a career-high two sacks along with two tackles for loss and one forced fumble ... Sealed the win with a sack of QB **Eli Manning** late in the fourth quarter and the ball was recovered by DE **Chris Clemons**
- **12/7 vs. HOU:** Was involved on a half-sack of QB **Ryan Fitzpatrick** on the Texans' first offensive possession .
- **12/18 vs. TEN:** Sealed the victory with a sack of QB **Charlie Whitehurst** on fourth down with no time remaining ... Added three solo tackles
- **12/28 at HOU:** Started at DT and made two solo tackles ... Suffered a torn ACL in the second quarter and did not return

2013 (w/ JAX - 16/16)

Started all 16 games for the first time in his career and registered then career-highs in sacks (4.0), forced fumbles (2), fumble recoveries (3), passes defended (8) and tackles for loss (6) ... Led all DL with 931 snaps played ... One of only three defensive players

(**Jason Babin**, **Tyson Alualu**) and five players overall to start all 16 games

- **9/8 vs. KC:** Made Jaguars debut with start at DT, finishing with three solo tackles and one QB hit
- **9/22 at SEA:** Finished with two tackles and tied for team-lead with two QB hits
- **10/6 at STL:** Registered first sack of the season as he sacked and forced a fumble of QB **Sam Bradford** ... Added one tackle for loss and two passes defended
- **10/13 at DEN:** Registered first career fumble recovery in the second quarter and added one tackle for loss
- **10/20 vs. S.D.:** Recorded second sack of the season, taking down QB **Philip Rivers** for a nine-yard loss in the first quarter ... Finished with three solo tackles, one tackle for loss, one QB hit and one pass defended
- **11/10 at TEN:** Faced his former team for the first time and had one solo tackle and one pass defended ... Forced a safety on OL **Chance Warmack** for holding in the end zone
- **12/1 at CLE:** Totaled three solo tackles, one sack, one forced fumble, one fumble recovery and one pass defended ... Sacked QB **Brandon Weeden** in the second quarter and forced a fumble that was recovered by the Browns ... Late in the first half, he recovered a fumble forced by DL **Jason Babin** and returned it 15 yards ... Set single-season career-high with three sacks and two forced fumbles
- **12/15 vs. BUF:** Tallied one sack, one tackle for loss, one fumble recovery and one QB hit ... Sacked QB **E.J. Manuel** in the second quarter and recovered a Manuel fumble forced by S **Winston Guy** in the third quarter

2012 (w/ TEN - 14/14)

Started 14 games at DT ... Totaled 63 tackles (31 solo), 1.5 sacks, three tackles for loss, five QB pressures and one forced fumble ... Was inactive the first two games with an injury

- **11/11 at MIA:** Notched first sack of the season against QB **Ryan Tannehill** for an eight-yard loss and added three QB pressure
- **12/30 vs. JAX:** Had a season-high seven tackles and split a sack with DL **Kameron Wimbley** of QB **Chad Henne** in season-finale

2011 (w/ TEN - 16/9)

Appeared in a career-high 16 games and made nine starts at DT ... Registered 44 tackles (18 solo), 0.5 sacks, three tackles for loss, one forced fumble, seven QB pressures and one pass defended

- **9/11 at JAX:** Opened season with two tackles including one for loss
- **11/13 at CAR:** Combined with DL **William Hayes** to drop QB **Cam Newton** for a seven-yard sack in the fourth quarter
- **12/4 at BUF:** Tallied three tackles, a forced fumble, a pass defended and a QB pressure ... Forced a TE **Scott Chandler** fumble that was recovered by the Titans early in the third quarter
- **12/24 vs. JAX:** Matched his season-high with five tackles along with a tackle for loss
- **1/1 at HOU:** Finished season with four tackles and tied for team-lead with three QB pressures

2010 (w/ TEN - 12/3)

Played in 12 games with three starts ... Collected 50 tackles (27 solo), six QB pressures, five tackles for loss, one INT and one forced fumble

- **9/19 vs. PIT:** Posted a then career-high seven tackles
- **9/26 at NYG:** Intercepted a pass deflected by CB **Cortland Finnegan** in the first quarter
- **10/24 vs. PHI:** Made first career start at DT and had a pass defended
- **1/2 at IND:** Started at DT in season-finale and totaled six tackles, a forced fumble and one QB pressure

2009 (w/ TEN - 9/0)

Appeared in nine games as a rookie and finished with 23 tackles, 1.0 sack, five QB pressures, one tackle for loss and one pass defended ... Led or tied for the team lead in QB pressures in two games

- **10/4 at JAX:** Made NFL debut
- **11/15 vs. BUF:** Finished with season-high six tackles
- **12/13 vs. STL:** Collected four tackles including one for loss
- **1/3 at SEA:** Registered first career sack on against QB **Matt Hasselbeck**

COLLEGE (at Auburn, 2005-08)

Started 37 of 40 games and declared for NFL draft following his junior season

- Finished career with 114 tackles, 7.5 sacks, 30 tackles for loss and 10 QB pressures
- Saw action in three games as a true freshman before he was redshirted
- Majored in rehabilitation services.

PERSONAL

- Attended Vigor High School in Prichard, Ala. and totaled 81 tackles and 17.0 sacks as a senior
- Also lettered three times in basketball, averaging 15 points a game and 21 rebounds
- Oldest of eight children ... His siblings' names are Antranetta, Shamira, Ciera, DeAndre, Alexia, Kenneth Davis Jr. and Lakendra Davis
- Married (Rayan)
- Full name: Sen'Derrick Dewayne Marks
- Twitter handle is @senmarks

PLAYER BIOS

REGULAR SEASON CAREER STATISTICS

YEAR	TEAM	GP/GS	TKL	SOLO	ASST	SACKS	FF	FR	INT	PD
2009	TEN	9/0	23	9	14	1.0	0	0	0	1
2010	TEN	12/3	50	27	23	0.0	1	0	1	3
2011	TEN	16/9	44	18	26	0.5	1	0	0	1
2012	TEN	14/14	63	31	32	1.5	1	0	0	3
2013	JAX	16/16	33	28	5	4.0	2	3	0	8
2014	JAX	16/16	44	35	9	8.5	1	1	0	1
2015	JAX	4/2	5	3	2	0.0	0	0	0	3
2016	JAX	7/0	9	7	2	1.0	0	0	0	0
NFL totals:	8 yrs.	94/60	271	158	113	16.5	6	4	1	20

CAREER HIGHS

	GAME	SEASON
Tackles:	7 (three times, last: 12/30/12 vs. JAX)	63 (2012)
Sacks:	2.0 (11/30/14 vs. NYG)	8.5 (2014)
Forced fumbles:	1 (seven times, last: 11/30/14 vs. NYG)	2 (2013)
Fumble recoveries:	1 (four times, last: 11/23/14 at IND)	3 (2013)
Interceptions:	1 (9/26/10 at NYG)	1 (2010)
Passes defended:	2 (three times, last: 11/24/13 at HOU)	8 (2013)

2016 GAME-BY-GAME STATISTICS

DATE	OPP	TKL	SOLO	ASST	ST	SACKS	FF	FR	PD	TFL
09/11	vs. Green Bay	1	1	0	0	0.0	0	0	0	0
09/18	at San Diego	0	0	0	0	0.0	0	0	0	0
09/25	vs. Baltimore	1	1	0	0	0.0	0	0	0	1
10/02	vs. Indianapolis	2	2	0	0	1.0	0	0	0	0
	BYE WEEK									
10/16	at Chicago	2	2	0	0	0.0	0	0	0	0
10/23	vs. Oakland	0	0	0	0	0.0	0	0	0	0
10/27	at Tennessee	3	1	2	0	0.0	0	0	0	0
11/06	at Kansas City									
11/13	vs. Houston									
11/20	at Detroit									
11/27	at Buffalo									
12/04	vs. Denver									
12/11	vs. Minnesota									
12/18	at Houston									
12/24	vs. Tennessee									
01/01	at Indianapolis									
2016 totals:		9	7	2	0	1.0	0	0	0	1

2015 GAME-BY-GAME STATISTICS

DATE	GAME	TKL	SOLO	ASST	ST	SACKS	FF	FR	PD	TFL
09/13	vs. Carolina					ina				
09/20	vs. Miami					ina				
09/27	at New England					ina				
10/04	at Indianapolis					ina				
10/11	at Tampa Bay					ina				
10/18	vs. Houston	1	1	0	0	0.0	0	0	0	0
10/25	vs. Buffalo	1	1	0	0	0.0	0	0	2	1
	BYE WEEK									
11/08	at N.Y. Jets	1	1	0	0	0.0	0	0	1	0
11/15	at Baltimore	2	0	2	0	0.0	0	0	0	0
11/19	vs. Tennessee					IR				
11/29	vs. San Diego					IR				
12/06	at Tennessee					IR				
12/13	vs. Indianapolis					IR				
12/20	vs. Atlanta					IR				
12/27	at New Orleans					IR				
01/03	at Houston					IR				
2015 totals:		5	3	2	0	0.0	0	0	3	1

2014 GAME-BY-GAME STATISTICS

DATE	GAME	TKL	SOLO	ASST	ST	SACKS	FF	FR	PD	TFL
09/07	at Philadelphia	5	4	1	0	1.0	0	0	0	2
09/14	at Washington	6	4	2	0	0.0	0	0	0	2
09/21	vs. Indianapolis	2	2	0	0	0.5	0	0	0	0
09/28	at San Diego	2	1	1	0	0.5	0	0	0	0
10/05	vs. Pittsburgh	3	3	0	0	0.0	0	0	0	1
10/12	at Tennessee	4	4	0	0	0.0	0	0	1	1
10/19	vs. Cleveland	1	1	0	0	0.0	0	0	0	1
10/26	vs. Miami	1	1	0	0	1.0	0	0	0	1
11/02	at Cincinnati	3	2	1	0	0.0	0	1	0	0
11/09	vs. Dallas	2	2	0	0	1.0	0	0	0	1
	BYE WEEK									
11/23	at Indianapolis	3	2	1	0	0.0	0	1	0	0
11/30	vs. N.Y. Giants	3	3	0	0	2.0	1	0	0	2
12/07	vs. Houston	3	1	2	0	0.5	0	0	0	1
12/14	at Baltimore	1	0	1	0	0.0	0	0	0	0
12/18	vs. Tennessee	3	3	0	0	1.0	0	0	0	1
12/28	at Houston	2	2	0	0	0.0	0	0	0	1
2014 totals:		44	35	9	0	8.5	1	1	1	15

2013 GAME-BY-GAME STATISTICS

DATE	GAME	TKL	SOLO	ASST	ST	SACKS	FF	FR	PD	TFL
09/08	vs. Kansas City	3	3	0	0	0.0	0	0	0	0
09/15	at Oakland	2	2	0	0	0.0	0	0	0	1
09/22	at Seattle	2	1	1	0	0.0	0	0	0	0
09/29	vs. Indianapolis	1	1	0	0	0.0	0	0	0	0
10/06	at St. Louis	4	4	0	0	1.0	1	0	2	1
10/13	at Denver	1	10	0	0	0.0	0	1	1	1
10/20	vs. San Diego	3	3	0	0	1.0	0	0	1	1
10/27	vs. San Francisco	1	1	0	0	0.0	0	0	0	0
	BYE WEEK									
11/10	at Tennessee	1	1	0	0	0.0	0	0	1	0
11/17	vs. Arizona	1	1	0	0	0.0	0	0	1	1
11/24	at Houston	1	1	0	0	0.0	0	0	2	0
12/01	at Cleveland	3	3	0	0	1.0	1	1	1	0
12/05	vs. Houston	1	1	0	0	0.0	0	0	0	0
12/15	vs. Buffalo	3	3	0	0	1.0	0	1	0	1
12/22	vs. Tennessee	1	1	0	0	0.0	0	0	0	0
12/29	at Indianapolis	5	1	4	0	0.0	0	0	0	0
2013 totals:		33	28	5	0	4.0	2	3	8	6

2012 GAME-BY-GAME STATISTICS

DATE	GAME	TKL	SOLO	ASST	ST	SACKS	FF	FR	PD	TFL
09/09	vs. New England					ina				
09/16	at San Diego					ina				
09/23	vs. Detroit	5	3	2	0	0.0	0	0	0	0
09/30	at Houston	3	1	2	0	0.0	0	0	0	0
10/07	at Minnesota	2	1	1	0	0.0	0	0	0	1
10/11	vs. Pittsburgh	6	4	2	0	0.0	0	0	1	0
10/21	at Buffalo	2	0	2	0	0.0	0	0	0	0
10/28	vs. Indianapolis	3	2	1	0	0.0	0	0	0	0
11/04	vs. Chicago	6	3	3	0	0.0	0	0	0	1
11/11	at Miami	4	1	3	0	1.0	0	0	0	0
	BYE WEEK									
11/25	at Jacksonville	5	3	2	0	0.0	0	0	1	0
12/02	vs. Houston	6	4	2	0	0.0	0	0	0	1
12/09	at Indianapolis	6	4	2	0	0.0	0	0	0	0
12/17	vs. N.Y. Jets	4	0	4	0	0.0	1	0	1	0
12/23	at Green Bay	4	2	2	0	0.0	0	0	0	0
12/30	vs. Jacksonville	7	3	4	0	0.5	0	0	0	0
2012 totals:		63	31	32	0	1.5	1	0	3	3

2011 GAME-BY-GAME STATISTICS

DATE	GAME	TKL	SOLO	ASST	ST	SACKS	FF	FR	PD	TFL
09/11	at Jacksonville	2	1	1	0	0.0	0	0	0	1
09/18	vs. Baltimore	2	1	1	0	0.0	0	0	0	0
09/25	vs. Denver	3	2	1	0	0.0	0	0	0	0
10/02	at Cleveland	1	0	1	0	0.0	0	0	0	0
10/09	at Pittsburgh	3	1	2	0	0.0	0	0	0	0
	BYE WEEK									
10/23	vs. Houston	2	1	1	0	0.0	0	0	0	1
10/30	vs. Indianapolis	1	0	1	0	0.0	0	0	0	0
11/06	vs. Cincinnati	2	1	1	0	0.0	0	0	0	0
11/13	at Carolina	1	0	1	0	0.5	0	0	0	0
11/20	at Atlanta	5	1	4	0	0.0	0	0	0	0
11/27	vs. Tampa Bay	4	2	2	0	0.0	0	0	0	0
12/04	at Buffalo	3	1	2	0	0.0	1	0	1	0
12/11	vs. New Orleans	1	1	0	0	0.0	0	0	0	0
12/18	at Indianapolis	5	2	3	0	0.0	0	0	0	0
12/24	vs. Jacksonville	5	3	2	0	0.0	0	0	0	1
01/01	at Houston	4	1	3	0	0.0	0	0	0	0
2011 totals:		44	18	26	0	0.5	1	0	1	3

PLAYER BIOS



2010 GAME-BY-GAME STATISTICS

DATE	GAME	TKL	SOLO	ASST	ST	SACKS	FF	FR	PD	TFL
09/12	vs. Oakland	5	2	3	0	0.0	0	0	0	0
09/19	vs. Pittsburgh	7	4	3	0	0.0	0	0	0	0
09/26	at N.Y. Giants	4	3	1	0	0.0	0	0	1	0
10/03	vs. Denver	3	2	1	0	0.0	0	0	0	1
10/10	at Dallas					ina				
10/18	at Jacksonville	3	1	2	0	0.0	0	0	0	0
10/24	vs. Philadelphia	0	0	0	0	0.0	0	0	1	0
10/31	at San Diego	6	1	5	0	0.0	0	0	0	0
	BYE WEEK									
11/14	at Miami	1	1	0	0	0.0	0	0	0	0
11/21	vs. Washington	4	3	1	0	0.0	0	0	0	1
11/28	at Houston	4	3	1	0	0.0	0	0	0	1
12/05	vs. Jacksonville					ina				
12/09	vs. Indianapolis					ina				
12/19	vs. Houston					ina				
12/26	at Kansas City	7	4	3	0	0.0	0	0	1	2
01/02	at Indianapolis	4	1	3	0	0.0	1	0	0	0
2010 totals:		50	27	23	0	0.0	1	0	3	5

Additional statistics: one interception on 9/26 at N.Y. Giants



2009 GAME-BY-GAME STATISTICS

DATE	GAME	TKL	SOLO	ASST	ST	SACKS	FF	FR	PD	TFL
09/10	at Pittsburgh					ina				
09/20	vs. Houston					ina				
09/27	at N.Y. Jets					ina				
10/04	at Jacksonville	1	0	1	0	0.0	0	0	0	0
10/11	vs. Indianapolis	0	0	0	0	0.0	0	0	0	0
10/18	at New England					ina				
	BYE WEEK									
11/01	vs. Jacksonville	0	0	0	0	0.0	0	0	0	0
11/08	at San Francisco					ina				
11/15	vs. Buffalo	6	3	3	0	0.0	0	0	1	0
11/23	at Houston	4	2	2	0	0.0	0	0	0	0
11/29	vs. Arizona					ina				
12/06	at Indianapolis					ina				
12/13	vs. St. Louis	4	1	3	0	0.0	0	0	0	1
12/20	vs. Miami	1	0	1	0	0.0	0	0	0	0
12/25	vs. San Diego	4	2	2	0	0.0	0	0	0	0
01/03	at Seattle	3	1	2	0	1.0	0	0	0	0
2009 totals:		23	9	14	0	1.0	0	0	1	1

PLAYER BIOS

2

JASON MYERS

KICKER

5-10 195 LBS.


MARIST

BORN MAY 12, 1991

CHULA VISTA, CALIFORNIA

ACQ: FREE AGENT 2015

EXP: 2ND YEAR



TRANSACTIONS

Originally signed by Jacksonville as a free agent on 3/3/15

PRO (Games played/started - 23/0)

- Spent time with Arizona and San Jose of the Arena Football League in 2014
- Assumed the team's kicking duties prior to the 2015 season
- Has made 29 of his last 31 FGs (93.5 percent) dating back to 10/11/15 at T.B.

2016 (w/ JAX - 7/0)

- 9/11 vs. G.B.:** Converted on FGs of 26, 39 and 50 yards and made both PATs for 11 total points
- 9/18 at S.D.:** Went 2-for-2 on PATs and missed a 54-yard FG attempt
- 9/25 vs. BAL:** Converted on a 49-yard FG and made two PATs
- 10/2 vs. IND:** Made FGs from 22, 46 and 49 yards and went 3-for-3 on PATs
- 10/16 at CHI:** Converted a 30-yard FG in the fourth quarter and went 2-for-2 on PATs
- 10/23 vs. OAK:** Converted on FGs of 23, 37, and 44 yards and made one his lone PAT for a total of 10 points
- 10/27 at TEN:** Converted two PAT attempts

2015 (w/ JAX - 16/0)

His 26 made FGs are the fourth-most in a season in franchise history and his 110 points scored (26 FGs, 32 PATs) are the fifth-most in a season in club history ... His 86.7 FG percentage is the highest career FG percentage in Jaguars history (min. 30 attempts) and the highest by a Jaguars first-year player

- 9/13 vs. CAR:** Converted his first NFL kick from 22 yards
- 9/20 vs. MIA:** Went three-for-three on field goal attempts, including a season-long 58-yarder as time expired in the first half and a 28-yard game-winner with 40 seconds remaining in the fourth quarter ... His 58-yard FG was also second-longest in franchise history
- 9/27 at N.E.:** Made a 40-yard FG and went 2-for-2 on PATs
- 10/4 at IND:** Went 2-for-4 on FGs and 1-for-1 on PATs
- 10/11 at T.B.:** Connected on a 31-yard attempt and went 4-for-4 on PATs
- 10/18 vs. HOU:** Went 2-for-3 on PAT attempts
- 10/25 vs. BUF:** Went 4-for-5 on PAT attempts
- 11/8 at NYJ:** Converted on field goal attempts from 45, 39 and 35 yards, and went 2-for-2 on PATs
- 11/15 at BAL:** Converted on 3-of-4 FGs, including the game-winning 53-yarder with no time left on the clock
- 11/19 vs. TEN:** Went 4-for-4 on FGs, converting on attempts from 20, 31, 32 and 36 yards
- 11/29 vs. S.D.:** Went 4-for-4 on FGs, converting on attempts from 22, 27, 28 and 55 yards
- 12/6 at TEN:** Went 3-for-5 on extra point attempts
- 12/13 vs. IND:** Converted on his only FG attempt from 46 yards and went 6-for-7 on extra points
- 12/20 vs. ATL:** Converted on two extra points and a 42-yard field goal
- 12/27 at N.O.:** Converted his only extra point attempt
- 1/3 at HOU:** Converted on field goal attempts from 43 and 34 yards

COLLEGE (at Marist, 2009-12)

- Four-year letterman who also served as team's punter as a senior
- As a senior, made 5 of 10 FGs in final season with a long of 40 yards and averaged 39.0 yards on 56 punts with 16 downed inside the 20

PERSONAL

- Attended Mater Dei Catholic (Calif.) High School
- Four-year letterman in football and soccer and also played baseball
- Named Mesa Kicker of the Year as a senior
- Named South Bay Kicker of the Year as a junior
- Played on the state championship soccer team as a senior and was named San Diego Division IV CIF Player of the Year
- Son of Donny and Mary Myers
- Fiancee: Katie Glomb
- Twitter handle is @JayMy_31

REGULAR SEASON CAREER STATISTICS

YEAR	TEAM	GP	PAT	ATT	FG	FGA	PCT	LG	PTS
2015	JAX	16	32	39	26	30	86.9	58	110
2016	JAX	7	14	14	11	13	84.6	50	47
NFL totals: 2 yrs.		23	46	53	37	43	86.0	58	157

CAREER HIGHS

	GAME	SEASON
PATs made:	6 (12/13/15 vs. IND)	32 (2015)
PAT attempts:	7 (12/13/15 vs. IND)	39 (2015)
Field goals made:	4 (two times, last: 11/29/15 vs. S.D.)	26 (2015)
Field goal attempts:	4 (four times, last: 11/29/15 vs. S.D.)	30 (2015)
Longest field goal:	58 (9/20/15 vs. MIA)	58 (2015)
Points:	13 (two times, last: 11/29/15)	110 (2015)

2016 GAME-BY-GAME STATISTICS

DATE	OPP	GP	PAT	ATT	FG	FGA	PCT	LG	PTS
09/11	vs. Green Bay	1	2	2	3	3	100.0	50	11
09/18	at San Diego	1	2	2	0	1	0.0	-	2
09/25	vs. Baltimore	1	2	2	1	2	50.0	49	5
10/02	vs. Indianapolis	1	3	3	3	3	100.0	49	12
BYE WEEK									
10/16	at Chicago	1	2	2	1	1	100.0	30	5
10/23	vs. Oakland	1	1	1	3	3	100.0	44	10
10/27	at Tennessee	1	2	2	0	0	0.0	-	2
11/06	at Kansas City								
11/13	vs. Houston								
11/20	at Detroit								
11/27	at Buffalo								
12/04	vs. Denver								
12/11	vs. Minnesota								
12/18	at Houston								
12/24	vs. Tennessee								
01/01	at Indianapolis								
2016 totals:		7	14	14	11	13	84.6	50	47

2015 GAME-BY-GAME STATISTICS

DATE	OPP	GP	PAT	ATT	FG	FGA	PCT	LG	PTS
09/13	vs. Carolina	1	0	1	1	2	50.0	22	3
09/20	vs. Miami	1	2	2	3	3	100.0	58	11
09/27	at New England	1	2	2	1	1	100.0	40	5
10/04	at Indianapolis	1	1	1	2	4	50.0	32	7
10/11	at Tampa Bay	1	4	4	1	1	100.0	31	7
10/18	vs. Houston	1	2	3	0	0	0.0	0	2
10/25	vs. Buffalo	1	4	5	0	0	0.0	0	4
BYE WEEK									
11/08	at N.Y. Jets	1	2	2	3	3	100.0	45	11
11/15	at Baltimore	1	1	1	3	4	75.0	53	10
11/19	vs. Tennessee	1	1	1	4	4	100.0	36	13
11/29	vs. San Diego	1	1	2	4	4	100.0	51	13
12/06	at Tennessee	1	3	5	0	0	0.0	0	3
12/13	vs. Indianapolis	1	6	7	1	1	100.0	46	9
12/20	vs. Atlanta	1	2	2	1	1	100.0	42	5
12/27	at New Orleans	1	1	1	0	0	0.0	0	1
01/03	at Houston	1	0	0	2	2	100.0	43	6
2015 totals:		16	32	39	26	30	86.9	58	110

PLAYER BIOS

91

YANNICK NGAKOUE



DEFENSIVE END

6-2 252 LBS.

MARYLAND

BORN MARCH 31, 1995

BOWIE, MARYLAND

ACQ: 3RD ROUND OF 2016 DRAFT (69TH)

EXP: ROOKIE

TRANSACTIONS

Originally drafted by Jacksonville in the third round (69th overall) of the 2016 NFL Draft

PRO (Games played/started - 7/6)

Made his NFL debut in team's season opener in 2016

2016 (w/ JAX - 7/6)

Tied with ATL's Keanu Neal for most forced fumbles (three) and S.D.'s **Joey Bosa** for most sacks (4.0) among rookies ... Tied-second for most forced fumbles (three) among all NFL players

- **9/11 vs. G.B.:** Made two tackles (one solo) in NFL and Jaguars debut
- **9/18 at S.D.:** Made his first career start at LEO and made three tackles (two solo), including his first career sack-fumble in the second quarter
- **9/25 vs. BAL:** Registered his second consecutive game with a sack-fumble ... One of three players to register a sack and a forced fumble in consecutive games this season, joining BUF's **Lorenzo Alexander** and WAS' **Trent Murphy**
- **10/2 vs. IND:** Registered four tackles, including 1.0 sack, as well as his first career interception and third career forced fumble ... Only NFL player this season to register a sack, forced fumble and an interception in the same game
- **10/16 at CHI:** Started at LEO and made 1.0 sack, becoming the first rookie in team history to register a sack in four consecutive games ... Fourth player in Jaguars history to register a sack in four consecutive games (**Tony Brackens**, **Rob Meier** and **Gary Walker**)
- **10/23 vs. OAK:** Started at LEO and totaled two solo tackles
- **10/27 at TEN:** Started at LEO and recorded a QB hit

COLLEGE (at Maryland, 2013-15)

- As a senior, selected First Team All-Big Ten by coaches and media
- Set Maryland's single-season sack record (13.5), breaking a record set by Mark Duda (1982) and Bruce Palmer (1978)
- Ranked second nationally in sacks per game
- Appeared in all 13 games as a true freshman

PERSONAL

- Son of Marlene Chantelly
- Honor roll student
- Worked as a volunteer with the homeless and helped mentor children
- Majored in African American studies
- Attended Friendship Collegiate Academy (Washington, D.C.)
- Named a first team Parade All-America and the 2012 D.C. Gatorade Player of the Year
- Rated a four-star recruit by Rivals, No. 11 OLB
- Helped lead the school to the DCSAA title as a senior

REGULAR SEASON CAREER STATISTICS

YEAR	TEAM	GP/GS	TKL	SOLO	ASST	SACKS	FF	FR	PD	TFL
2016	JAX	7/6	13	11	2	4.0	3	0	0	0
NFL totals: 1 yr.		7/6	13	11	2	4.0	3	0	0	0

2016 GAME-BY-GAME STATISTICS

DATE	OPP	TKL	SOLO	ASST	ST	SACKS	FF	FR	PD	TFL
09/11	vs. Green Bay	2	1	1	0	0.0	0	0	0	0
09/18	at San Diego	3	2	1	0	1.0	1	0	0	0
09/25	vs. Baltimore	1	1	0	0	1.0	1	0	0	0
10/02	vs. Indianapolis	4	4	0	0	1.0	1	0	0	0
BYE WEEK										
10/16	at Chicago	1	1	0	0	1.0	0	0	0	0
10/23	vs. Oakland	2	2	0	0	0.0	0	0	0	0
10/27	at Tennessee	0	0	0	0	0.0	0	0	0	0
11/06	at Kansas City									
11/13	vs. Houston									
11/20	at Detroit									
11/27	at Buffalo									
12/04	vs. Denver									
12/11	vs. Minnesota									
12/18	at Houston									
12/24	vs. Tennessee									
01/01	at Indianapolis									
2016 totals:		13	11	2	0	4.0	3	0	0	0

Additional statistics: One interception on 10/2 vs. IND, seven-yard return

PLAYER BIOS

3

BRAD NORTMAN

PUNTER

6-2 215 LBS.

WISCONSIN

BORN SEPTEMBER 12, 1989

BROOKFIELD, WISCONSIN

ACQ: UFA (CAROLINA) 2016

EXP: FIFTH YEAR



- **11/11 vs. DEN:** Produced a season-high 50.1-yard gross average on a career-high nine punts
- **12/23 vs. OAK:** Generated a season-high 48.3-yard net average

COLLEGE (at Wisconsin, 2008-11)

- Played in 52 games, taking over the Badgers' punting duties as a freshman
- Generated gross average of 42.1 yards and net average of 36.7 yards with 69 punts inside the 20, 19 touchbacks, four blocks and long of 76 yards on 199 punts, the fourth most in school history
- Gross average ranks as the third highest in UW history
- Thirty five punts traveled more than 50 yards and 53 resulted in fair catches
- Majored in accounting

PERSONAL

- Attended Central High School in Brookfield, Wis.
- Ranked as the No. 4 punter in the nation by Rivals.com and No. 8 by Scout.com
- Parents are William and Jane Nortman
- Married to wife, Lexi
- Twitter handle is @BradNortmanisms

TRANSACTIONS

Originally selected by Carolina in the sixth round (207th overall) of the 2012 NFL Draft ... Signed as an unrestricted free agent by Jacksonville on 3/10/15

PRO (Games played/started - 71/0, 6/0)

- Fifth-year punter has played in 71 games with 321 punts for 14,633 yards (45.6 avg.)
- Has landed 101 punts inside the 20 and owns a 39.1 career net average
- Played in six postseason games, including Super Bowl 50

2016 (w/ JAX - 7/0)

- **9/11 vs. G.B.:** Made Jaguars debut and punted twice for 125 yards (62.5 net avg.) and downed both inside the 5-yard line ... His 67-yard punt is the seventh-longest in franchise history
- **9/18 at S.D.:** Punted four times for 179 yards (44.8 avg.), including downing two punts inside the 20
- **9/25 vs. BAL:** Punted six times for 249 yards (41.5 avg.), including two punts downed inside the 20
- **10/2 vs. IND:** Punted five times for 269 yards (53.8 avg.), including a career-long 78-yard punt in the fourth quarter, the second-longest punt in Jaguars franchise history (Bryan Barker, 83) and longest in the NFL this season ... Had one punt downed inside the 20
- **10/16 at CHI:** Punted five times for 275 yards (55.0 avg.), including a 52.2 net avg. ... Downed two punts inside the 20, including his 100th career punt inside the 20
- **10/23 vs. OAK:** Punted five times for 239 yards (47.8 avg.) including a long punt of 56 yards
- **10/27 at TEN:** Punted six times for 275 yards (45.8 avg.) and downed one punt inside the 20

2015 (w/ CAR - 16/0, 3/0)

- Played in all 16 games, including three playoff contests ... Season totals include 70 punts for 3,175 yards (45.4 avg.), including a 39.8 net average ... Downed 20 punts inside the 20
- **9/20 vs. HOU:** Punted five times for 377 yards for a season-best 53.9 average
 - **11/15 at TEN:** Punted four times for a season-high 47.3 net average
 - **02/07 vs. DEN:** Punted seven times for 315 yards (45.0 avg.) in Super Bowl 50

2014 (w/ CAR - 16/0, 2/0)

- Played in all 16 games, including two postseason games ... Generated a gross average of 44.9 yards and net average of 36.5 yards with a career-high 26 punts inside the 20, five touchbacks, two blocks and a long of 72 yards on 72 punts ... Served as holder on extra points and field goals
- **10/19 at G.B.:** Compiled a season-high 53.9-yard gross average, the second highest of his career, on a season-high seven punts
 - **11/16 vs. ATL:** Equaled second-longest punt in team history and matched career long with a 72-yard boot ... Produced a season-high 48.3-yard net average
 - **1/3 vs. ARI:** Tied team record for the most punts inside the 20 in a postseason game with three

2013 (w/ CAR - 16/0, 1/0)

- Played in all 16 games, including one playoff contest ... Set Carolina records with a gross average of 47.8 yards, which ranked second in the NFC and fourth in the NFL, and net average of 41.6 yards, which ranked fourth in the NFC and fifth in the NFL ... Punted 70 times with a career-high 25 inside the 20, five touchbacks and a career long of 72 yards
- **11/24 at MIA:** Established a Carolina single-game record with a 56.7-yard gross average on seven punts ... Uncorked a career-long 72-yard punt, matching the second-longest punt in team history
 - **12/22 vs. N.O.:** Generated a season-high net average of 47.0 yards on a season-high eight punts with two inside the 20 ... Pinned the Saints at their 2-yard line and 3-yard line
 - Named NFC Special Teams Player of the Month for December, compiling a 48.1 gross average and 44.0-yard net average with eight inside the 20 and had at least one punt longer than 50 yards in all five games

2012 (w/ CAR - 16/0)

- Recorded a gross average of 43.0 yards and net average of 36.5 yards with 20 punts inside the 20, seven touchbacks, one block of 63 yards on 76 punts
- **10/7 vs. SEA:** Booted a career-long 63-yard punt
 - **11/4 at WAS:** Landed a season-high three punts inside the 20

REGULAR SEASON CAREER STATISTICS

YEAR	TEAM	GP	PUNTS	YARDS	GROSS AVG.	FC	NET AVG.	IN 20	LG	BLK
2012	CAR	16	76	3,267	43.0	20	36.5	20	63	1
2013	CAR	16	70	3,344	47.8	13	41.6	25	72	0
2014	CAR	16	72	3,236	44.9	20	36.5	26	72	2
2015	CAR	16	70	3,175	45.4	19	39.8	20	65	0
2016	JAX	7	33	1,611	48.8	5	43.9	10	78	0
NFL totals: 5 yrs.		71	321	14,633	45.6	77	39.1	101	78	3

CAREER HIGHS

	GAME	SEASON
Punts:	9 (11/11/12 vs. DEN)	76 (2012)
Yards:	451 (11/11/12 vs. DEN)	3,344 (2013)
Gross average:	62.5 (9/11/16 vs. G.B.)	47.8 (2013)
Net average:	62.5 (9/11/16 vs. G.B.)	41.5 (2013)
Inside the 20:	3 (nine times, last: 10/25/15 vs. PHI)	26 (2014)
Long:	78 (10/2/16 vs. IND)	72 (2013 & 2014)

2016 GAME-BY-GAME STATISTICS

DATE	OPP	PUNTS	YARDS	GROSS AVG.	FC	NET AVG.	IN 20	LG	BLK	
09/11	vs. Green Bay	2	125	62.5	0	62.5	2	67	0	
09/18	at San Diego	4	179	44.8	0	39.5	2	56	0	
09/25	vs. Baltimore	6	249	41.5	2	38.2	2	49	0	
10/02	vs. Indianapolis	5	269	53.8	1	46.2	1	78	0	
BYE WEEK										
10/16	at Chicago	5	275	55.0	1	52.2	2	60	0	
10/23	vs. Oakland	5	239	47.8	0	39.6	0	56	0	
10/27	at Tennessee	6	275	45.8	1	41.0	1	60	0	
11/06	at Kansas City									
11/13	vs. Houston									
11/20	at Detroit									
11/27	at Buffalo									
12/04	vs. Denver									
12/11	vs. Minnesota									
12/18	at Houston									
12/24	vs. Tennessee									
01/01	at Indianapolis									
2016 totals:		33	1,611	48.8	5	43.9	10	78	0	

PLAYER BIOS

2015 GAME-BY-GAME STATISTICS

DATE	OPP	PUNTS	YARDS	GROSS		NET		IN 20	LG	BLK
				AVG.	FC	AVG.	FC			
09/13	at Jacksonville	4	179	44.8	2	37.5	2	56	0	
09/20	vs. Houston	7	377	29.9	0	42.7	0	65	0	
09/27	vs. New Orleans	4	173	43.3	1	22.8	1	55	0	
10/04	at Tampa Bay	4	154	38.5	1	29.8	2	56	0	
BYE WEEK										
10/18	at Seattle	5	243	48.6	1	43.0	1	59	0	
10/25	vs. Philadelphia	4	157	39.3	2	38.8	3	45	0	
11/02	vs. Indianapolis	7	293	41.9	2	39.6	1	61	0	
11/08	vs. Green Bay	6	289	48.2	1	45.2	0	60	0	
11/15	at Tennessee	4	189	47.3	2	47.3	2	63	0	
11/22	vs. Washington	4	207	51.8	1	46.0	1	56	0	
11/26	at Dallas	2	80	40.0	1	36.0	1	58	0	
12/06	at New Orleans	3	114	38.0	1	35.7	1	45	0	
12/13	vs. Atlanta	4	196	49.0	0	46.5	0	65	0	
12/20	at N.Y. Giants	7	318	45.4	3	40.9	1	59	0	
12/27	at Atlanta	3	130	43.3	1	36.7	2	63	0	
01/03	vs. Tampa Bay	2	76	38.0	1	38.0	2	51	0	
2015 totals:		70	3,175	45.4	19	39.8	20	65	0	
01/17	vs. Seattle	5	188	37.6	3	36.0	2	46	0	
01/24	vs. Arizona	3	119	39.7	1	39.0	0	44	0	
02/07	at Denver	7	315	45.0	4	33.4	1	61	0	
Postseason totals:		15	622	41.5	8	35.4	3	61	0	

2014 GAME-BY-GAME STATISTICS

DATE	OPP	PUNTS	YARDS	GROSS		NET		IN 20	LG	BLK
				AVG.	FC	AVG.	FC			
09/07	at Tampa Bay	6	282	47.0	1	37.7	2	54	0	
09/14	vs. Detroit	6	269	44.8	2	36.2	1	57	0	
09/21	vs. Pittsburgh	4	210	52.5	0	43.3	2	65	0	
09/28	at Baltimore	4	194	48.5	2	39.0	0	58	0	
10/05	vs. Chicago	5	241	48.2	1	38.2	2	62	0	
10/12	at Cincinnati	1	38	38.0	0	38.0	0	38	0	
10/29	at Green Bay	7	377	42.7	0	42.7	2	67	0	
10/26	vs. Seattle	2	78	39.0	1	39.0	1	47	0	
10/30	vs. New Orleans	6	253	41.8	4	41.8	3	58	0	
11/10	at Philadelphia	7	333	35.4	2	35.4	1	59	0	
11/16	vs. Atlanta	6	214	35.7	2	35.7	3	42	0	
BYE WEEK										
11/30	at Minnesota	4	146	16.8	0	16.8	1	43	2	
12/07	at New Orleans	4	158	22.5	0	22.5	2	49	0	
12/14	vs. Tampa Bay	3	99	33.0	3	33.0	3	37	0	
12/21	vs. Cleveland	4	199	43.8	2	43.8	1	60	0	
12/28	at Atlanta	3	145	48.3	0	48.8	2	72	0	
2014 totals:		72	3,236	44.9	20	37.5	26	72	2	
01/03	vs. Arizona	4	149	37.3	2	32.3	3	49	0	
01/10	at Seattle	4	157	39.3	3	37.0	1	48	0	
Postseason totals:		8	306	38.2	5	34.6	4	49	0	

2013 GAME-BY-GAME STATISTICS

DATE	OPP	PUNTS	YARDS	GROSS		NET		IN 20	LG	BLK
				AVG.	FC	AVG.	FC			
09/08	vs. Seattle	5	239	47.8	0	38.2	2	57	0	
09/15	at Buffalo	5	257	51.4	2	43.6	3	62	0	
09/22	vs. N.Y. Giants	2	97	48.5	0	38.5	0	49	0	
BYE WEEK										
10/06	at Arizona	4	195	48.8	0	38.8	1	63	0	
10/13	at Minnesota	3	99	33.0	2	33.0	3	34	0	
10/20	vs. St. Louis	3	154	51.3	0	42.7	1	56	0	
10/24	at Tampa Bay	4	216	43.2	1	42.0	3	59	0	
11/03	vs. Atlanta	3	128	42.7	1	37.3	2	57	0	
11/10	at San Francisco	7	320	45.7	0	37.9	2	65	0	
11/18	vs. New England	2	87	43.5	1	37.0	0	50	0	
11/24	at Miami	7	397	56.7	0	46.6	0	72	0	
12/01	vs. Tampa Bay	3	138	46.0	2	46.0	1	55	0	
12/08	at New Orleans	5	227	45.4	1	42.0	1	57	0	
12/15	vs. N.Y. Jets	2	92	46.0	0	46.0	1	52	0	
12/22	vs. New Orleans	8	406	50.8	1	47.0	2	60	0	
12/29	at Atlanta	6	292	48.7	2	39.7	3	64	0	
2013 totals:		70	3,344	47.8	13	41.6	25	72	0	
01/12	vs. San Francisco	2	84	42.0	2	42.0	1	51	0	
Postseason totals:		2	84	42.0	2	42.0	1	51	0	

2012 GAME-BY-GAME STATISTICS

DATE	OPP	PUNTS	YARDS	GROSS		NET		IN 20	LG	BLK
				AVG.	FC	AVG.	FC			
09/09	at Tampa Bay	5	199	39.8	3	33.2	2	47	1	
09/16	vs. New Orleans	5	229	45.8	1	35.8	2	58	0	
09/20	vs. N.Y. Giants	3	125	41.7	1	33.0	1	44	0	
09/30	at Atlanta	6	271	45.2	3	42.3	2	49	0	
10/07	vs. Seattle	7	318	45.4	0	39.9	2	63	0	
BYE WEEK										
10/21	vs. Dallas	6	248	41.3	2	38.5	2	55	0	
10/28	at Chicago	3	77	25.7	0	22.0	0	36	0	
11/04	at Washington	5	161	32.2	0	33.0	3	49	0	
11/11	vs. Denver	9	451	50.1	1	36.2	1	59	0	
11/18	vs. Tampa Bay	6	274	45.7	1	39.8	1	55	0	
11/26	at Philadelphia	5	188	37.6	3	31.2	0	44	0	
12/02	at Kansas City	4	184	46.0	2	39.5	1	51	0	
12/09	vs. Atlanta	2	88	44.0	1	34.0	1	58	0	
12/16	at San Diego	4	158	39.5	2	28.8	1	44	0	
12/23	vs. Oakland	4	195	48.8	0	48.3	1	55	0	
12/30	at New Orleans	2	101	50.5	0	41.0	0	54	0	
2012 totals:		76	3,267	43.0	7	37.0	20	63	1	

PLAYER BIOS

75

JARED ODRICK

DEFENSIVE LINEMAN

6-5 305 LBS.

PENN STATE

BORN DECEMBER 31, 1987

LEBANON COUNTY, PENNSYLVANIA

ACQ: UNRESTRICTED FREE AGENT (MIAMI) 2015

EXP: 7TH YEAR



- Posted 1.0 sack in three consecutive games on **11/6 at K.C.**, on **11/13 vs. WAS** and on **11/20 vs. BUF**
- **1/1/12 vs. NYJ**: Finished the season with two solo tackles, including 1.0 sack on in the season finale

2010 (w/ MIA - 1/1)

- **9/12 at BUF**: Made his NFL debut in the season-opener on and started at RDE ... Finished with one solo tackle before suffering a leg injury ... Placed on injured reserve on Oct. 22

COLLEGE (at Penn State, 2006-09)

- Four-year letterman (2006-2009) and three-year starter at Penn State
- Career totals included 104 tackles (47 solo), 14.5 sacks and 25.5 tackles for loss
- As a senior in 2009, started all 13 games and was named a first-team All-America selection, first-team All-Big Ten selection and the coaches' Big Ten Defensive Player of the Year, becoming the first defensive lineman to win the honor since 1993
- Fourth player in school history to win Big Ten Defensive Player of the Year
- Majored in sociology

TRANSACTIONS

Originally drafted by Miami in the first round (28th overall) of the 2010 draft ... Signed by Jacksonville as an unrestricted free agent on 3/11/15

PRO (Games played/started - 85/61)

- Seventh-year DL has appeared in 85 games with 61 starts
- Career totals include 166 tackles (131 solo), 40 tackles for loss, 23.0 sacks, 13 passes defended, four forced fumbles, one fumble recovery and one INT
- Spent first five seasons (2010-14) with Miami

2016 (w/ JAX - 4/4)

- **9/11 vs. G.B.**: Made five tackles (three solo) and one sack in team's season opener
- **9/18 at S.D.**: Started at DE
- **9/25 vs. BAL**: Inactive (elbow)
- **10/2 vs. IND**: Inactive (elbow)
- **10/16 at CHI**: Returned to the starting lineup at DE and made three tackles (two solo)
- **10/23 vs. OAK**: Started at DE
- **10/27 at TEN**: Inactive (quad)

2015 (w/ JAX - 16/16)

Started and played in all 16 games and led the team with 5.5 sacks ... Totaled 29 tackles (23 solo), including 10 tackles for loss, three passes defended and one forced fumble

- **9/13 vs. CAR**: Made three tackles (three solo) in Jaguars debut
- **9/20 vs. MIA**: Made two solo tackles, one sack, one pass defended and one forced fumble
- **9/27 at N.E.**: Made two solo tackles, including a tackle for loss
- **10/11 at T.B.**: Recorded three tackles (one solo) and two QB hurries .
- **11/8 at NYJ**: Made two tackles (one solo), including one sack
- **11/19 vs. TEN**: Made a season-high four solo tackles, including two tackles for loss and one sack
- **11/29 vs. S.D.**: Had one solo tackle, including a tackle for loss and sack in his 75th consecutive game played
- **12/13 vs. IND**: Started at DE and made two tackles (two solo), including one tackle for loss
- **12/20 vs. ATL**: Recorded three solo tackles, including two tackles for loss, one sack, and one pass defended that resulted in a LB **Paul Posluszny** interception in the third quarter
- **1/3 at HOU**: Played in his 80th consecutive game and totaled four tackles (two solo) ... Credited with 0.5 sacks

2014 (w/ MIA - 16/16)

Started all 16 games for the first time in his career ... Played in all 16 games for the fourth consecutive season ... Totaled 29 tackles (23 solo), one sack, three tackles for loss, one forced fumble and one fumble recovery ... Part of Miami defense that ranked 12th in the NFL

- **9/21 vs. K.C.** Registered his only sack of the season and forced one fumble

2013 (w/ MIA - 16/5)

Played in all 16 games (five starts) ... Posted a career-high 42 tackles (33 solo), 4.5 sacks, nine tackles for loss and two passes defended

- **10/6 vs. BAL**: Posted a season-high six tackles (five solo)
- **10/27 at N.E.**: Registered a career-high 2.0 sacks, the only multi-sack game of his career
- **11/24 vs. CAR**: Started at RDE and made two solo tackles

2012 (w/ MIA - 16/12)

Appeared in all 16 games (12 starts) for the second consecutive season ... Season totals include 35 tackles (26 solo), 5.0 sacks, a career-high 12 tackles for loss and two passes defended ... Started the first nine games of the season at LDE

- Registered at least a half-sack in three consecutive games on **9/23 vs. NYJ** (0.5), **9/30 at ARI** (1.0) and **10/7 at CIN** (0.5)
- Posted a sack in back-to-back games on **12/9 at S.F.** and on **12/16 vs. JAX**

2011 (w/ MIA - 16/7)

Appeared in all 16 games (seven starts) for the first time in his career ... Posted a career-high 6.0 sacks ... Season totals include 22 tackles (20 solo), five tackles for loss, two passes defended and one forced fumble

- **9/12 vs. N.E.**: Intercepted the only pass of his career in the season-opener
- **10/2 at S.D.**: Posted 1.0 sack

PERSONAL

- Attended Lebanon (Pa.) High School where he was a Parade and U.S. Army All-America selection as a senior
- First-team All-State and Big 33 selection
- Totaled 70 tackles, 5.0 sacks and 10 tackles for loss as a senior in 2005
- Registered 80 tackles, 8.0 sacks and 18 tackles for loss as a junior in 2004, in addition to playing on the offensive line
- Also lettered in basketball and track and field
- Full name is Jared Taylor Odrick
- Twitter handle is @JaredOdrick

REGULAR SEASON CAREER STATISTICS

YEAR	TEAM	GP/GS	TKL	SOLO	ASST	SACKS	FF	FR	PD	TFL	INT
2010	MIA	1/1	1	1	0	0.0	0	0	0	1	0
2011	MIA	16/7	22	20	2	6.0	1	0	2	5	1
2012	MIA	16/12	35	26	9	5.0	0	0	2	12	0
2013	MIA	16/5	42	33	9	4.5	1	0	2	9	0
2014	MIA	16/16	29	23	6	1.0	1	1	5	3	0
2015	JAX	16/16	29	23	6	5.5	1	0	3	10	0
2016	JAX	4/4	8	5	3	1.0	0	0	0	0	0
NFL totals: 7 yrs.		85/61	166	131	35	23.0	4	1	14	40	1

CAREER HIGHS

	GAME	SEASON
Tackles:	6 (10/6/13 vs. BAL)	42 (2013)
Sacks:	2.0 (10/27/13 at N.E.)	6.0 (2011)
Forced fumbles:	1 (four times; last: 9/20/15 vs. MIA)	1 (2011, 2013-15)
Fumble recoveries:	1 (11/2/14 vs. S.D.)	1 (2014)
Passes defended:	2 (10/12/14 vs. G.B.)	5 (2014)
Tackles for loss:	4 (9/30/13 at N.O.)	12 (2012)
Interceptions:	1 (9/12/11 vs. N.E.)	1 (2011)

2016 GAME-BY-GAME STATISTICS

DATE	OPP	TKL	SOLO	ASST	ST	SACKS	FF	FR	PD	TFL	
09/11	vs. Green Bay	5	3	2	0	1.0	0	0	0	0	
09/18	at San Diego	0	0	0	0	0.0	0	0	0	0	
09/25	vs. Baltimore					ina					
10/02	vs. Indianapolis					ina					
BYE WEEK											
10/16	at Chicago	3	2	1	0	0.0	0	0	0	0	
10/23	vs. Oakland	0	0	0	0	0.0	0	0	0	0	
10/27	at Tennessee					ina					
11/06	at Kansas City										
11/13	vs. Houston										
11/20	at Detroit										
11/27	at Buffalo										
12/04	vs. Denver										
12/11	vs. Minnesota										
12/18	at Houston										
12/24	vs. Tennessee										
01/01	at Indianapolis										
2016 totals:		8	5	3	0	1.0	0	0	0	0	

PLAYER BIOS

2015 GAME-BY-GAME STATISTICS

DATE	OPP	TKL	SOLO	ASST	SACKS	FF	FR	PD	TFL	INT
09/13	vs. Carolina	3	3	0	0.0	0	0	0	0	0
09/20	vs. Miami	2	2	0	1.0	1	0	1	0	0
09/27	at New England	2	2	0	0.0	0	0	0	1	0
10/04	at Indianapolis	1	0	1	0.0	0	0	0	0	0
10/11	at Tampa Bay	3	1	2	0.0	0	0	0	0	0
10/18	vs. Houston	0	0	0	0.0	0	0	1	0	0
10/25	vs. Buffalo	0	0	0	0.0	0	0	0	0	0
BYE WEEK										
11/08	at N.Y. Jets	2	1	1	1.0	0	0	0	1	0
11/15	at Baltimore	1	1	0	0.0	0	0	0	1	0
11/19	vs. Tennessee	4	4	0	1.0	0	0	0	2	0
11/29	vs. San Diego	1	1	0	1.0	0	0	0	1	0
12/06	at Tennessee	1	1	0	0.0	0	0	0	1	0
12/13	vs. Indianapolis	2	2	0	0.0	0	0	0	1	0
12/20	vs. Atlanta	3	3	0	1.0	0	0	1	2	0
12/27	at New Orleans	0	0	0	0.0	0	0	0	0	0
01/03	at Houston	4	2	2	0.5	0	0	0	0	0
2015 totals:		29	23	6	5.5	1	0	3	10	0

2012 GAME-BY-GAME STATISTICS

DATE	OPP	TKL	SOLO	ASST	SACKS	FF	FR	PD	TFL	INT
09/09	at Houston	2	0	2	0.0	0	0	0	0	0
09/16	vs. Oakland	1	0	1	0.0	0	0	0	0	0
09/23	vs. N.Y. Jets	2	1	1	0.5	0	0	0	0	0
09/30	at Arizona	3	3	0	1.0	0	0	0	1	0
10/07	at Cincinnati	2	0	2	0.0	0	0	0	0	0
10/13	vs. St. Louis	2	0	2	0.0	0	0	1	1	0
BYE WEEK										
10/28	at N.Y. Jets	2	0	2	0.0	0	0	0	0	0
11/04	at Indianapolis	4	3	1	0.0	0	0	0	1	0
11/11	vs. Tennessee	1	1	0	0.0	0	0	0	1	0
11/15	at Buffalo	3	1	2	0.0	0	0	0	1	0
11/25	vs. Seattle	4	4	0	1.0	0	0	0	2	0
12/02	vs. New England	1	1	0	0.0	0	0	0	0	0
12/09	at San Francisco	4	3	1	1.0	0	0	0	1	0
12/16	vs. Jacksonville	2	2	0	1.0	0	0	0	1	0
12/23	vs. Buffalo	1	1	0	0.0	0	0	0	0	0
12/30	at Miami	1	1	0	0.0	0	0	0	1	0
2012 totals:		35	26	9	5.0	0	0	2	12	0

2014 GAME-BY-GAME STATISTICS

DATE	OPP	TKL	SOLO	ASST	SACKS	FF	FR	PD	TFL	INT
09/07	vs. New England	3	3	0	0.0	0	0	0	0	0
09/14	at Miami	3	1	2	0.0	0	0	0	0	0
09/21	vs. Kansas City	1	1	0	1.0	1	0	0	0	0
09/28	at Oakland	1	1	0	0.0	0	0	1	0	0
BYE WEEK										
10/12	vs. Green Bay	1	1	0	0.0	0	0	2	0	0
10/19	at Chicago	0	0	0	0.0	0	0	0	0	0
10/26	at Jacksonville	2	1	1	0.0	0	0	0	0	0
11/02	vs. San Diego	0	0	0	0.0	0	1	0	0	0
11/09	at Detroit	1	1	0	0.0	0	0	0	0	0
11/13	vs. Buffalo	1	1	0	0.0	0	0	1	1	0
11/23	at Denver	1	1	0	0.0	0	0	0	0	0
12/01	at N.Y. Jets	3	2	1	0.0	0	0	0	0	0
12/07	vs. Baltimore	4	3	1	0.0	0	0	0	0	0
12/14	at New England	1	0	1	0.0	0	0	1	0	0
12/21	vs. Minnesota	3	3	0	0.0	0	0	0	0	0
12/28	vs. N.Y. Jets	4	4	0	0.0	0	0	0	2	0
2014 totals:		29	23	6	1.0	1	1	5	3	0

2011 GAME-BY-GAME STATISTICS

DATE	OPP	TKL	SOLO	ASST	SACKS	FF	FR	PD	TFL	INT
09/12	vs. New England	2	2	0	0.0	0	0	1	0	1
09/18	vs. Houston	3	2	1	0.0	0	0	0	0	0
09/25	at Cleveland	0	0	0	0.0	0	0	0	0	0
10/02	at San Diego	2	2	0	0.0	1	0	0	1	0
BYE WEEK										
10/17	at N.Y. Jets	0	0	0	0.0	0	0	0	0	0
10/23	vs. Denver	3	3	0	1.0	0	0	0	1	0
10/30	at N.Y. Giants	0	0	0	0.0	0	0	0	0	0
11/06	at Kansas City	1	1	0	1.0	0	0	0	0	0
11/13	vs. Washington	1	1	0	1.0	0	0	0	1	0
11/20	vs. Buffalo	3	2	1	1.0	0	0	0	1	0
11/24	at Dallas	0	0	0	0.0	0	0	0	0	0
12/04	vs. Oakland	0	0	0	0.0	0	0	0	0	0
12/11	vs. Philadelphia	2	2	0	0.0	0	0	1	0	0
12/18	at Buffalo	2	2	0	1.0	0	0	0	1	0
12/24	at Miami	1	1	0	0.0	0	0	0	0	0
01/01	vs. N.Y. Jets	2	2	0	1.0	0	0	0	0	0
2011 totals:		22	20	2	6.0	1	0	2	5	1

2013 GAME-BY-GAME STATISTICS

DATE	OPP	TKL	SOLO	ASST	SACKS	FF	FR	PD	TFL	INT
09/08	at Cleveland	1	1	0	0.0	0	0	0	0	0
09/15	at Indianapolis	2	1	1	0.0	0	0	0	0	0
09/22	vs. Atlanta	2	2	0	0.0	0	0	0	0	0
09/30	at New Orleans	5	4	1	1.0	0	0	0	4	0
10/06	vs. Baltimore	6	5	1	0.0	0	0	1	0	0
BYE WEEK										
10/20	vs. Buffalo	2	2	0	0.0	0	0	0	1	0
10/27	at New England	4	2	2	2.0	0	0	0	2	0
10/31	vs. Cincinnati	1	0	1	0.5	0	0	0	0	0
11/11	at Tampa Bay	4	4	0	0.0	0	0	0	0	0
11/17	vs. San Diego	2	2	0	1.0	0	0	1	1	0
11/24	vs. Carolina	2	2	0	0.0	0	0	0	1	0
12/01	at N.Y. Jets	1	0	1	0.0	0	0	0	0	0
12/08	at Pittsburgh	2	1	1	0.0	0	0	0	0	0
12/15	vs. New England	1	0	1	0.0	0	0	0	0	0
12/22	at Miami	5	4	1	0.0	1	0	0	0	0
12/29	vs. N.Y. Jets	2	0	2	0.0	0	0	0	0	0
2013 totals:		42	33	9	4.5	1	0	2	9	0


2010 GAME-BY-GAME STATISTICS

DATE	OPP	TKL	SOLO	ASST	SACKS	FF	FR	PD	TFL	INT
09/12	at Buffalo	1	1	0	0.0	0	0	0	0	0
09/19	at Minnesota	ina								
09/26	vs. N.Y. Jets	ina								
10/04	vs. New England	ina								
BYE WEEK										
10/17	at Green Bay	ina								
10/24	vs. Pittsburgh	ina								
10/31	at Cincinnati	ina								
11/07	at Baltimore	ina								
11/14	vs. Tennessee	ina								
11/18	vs. Chicago	ina								
11/28	at Oakland	IR								
12/05	vs. Cleveland	IR								
12/12	at N.Y. Jets	IR								
12/19	vs. Buffalo	IR								
12/26	vs. Detroit	IR								
01/02	at New England	IR								
2010 totals:		1	1	0	0.0	0	0	0	0	0

PLAYER BIOS

77 PATRICK OMAMEH

OFFENSIVE LINEMAN
6-4 305 LBS.
MICHIGAN
BORN DECEMBER 29, 1989
COLUMBUS, OHIO
ACQ: FREE AGENT 2016
EXP: 4TH YEAR



TRANSACTIONS

Originally signed with San Francisco as an undrafted rookie on 5/7/13 ... Signed by Tampa Bay from San Francisco's practice squad on 10/11/13 ... Waived by Tampa Bay on 9/4/15 ... Claimed off waivers by Chicago on 9/6/15 ... Signed with Jacksonville as a free agent on 6/2/16

PRO (Games played/started - 37/29)

- 4th-year OG has spent time with Tampa Bay, Chicago and Jacksonville
- Has played in 37 career games with 29 starts
- Began career as an undrafted free agent with San Francisco in 2013

2016 (w/ JAX - 7/4)

- **9/11 vs. G.B.:** Played five snaps on special teams in Jaguars debut
- **9/18 at S.D.:** Saw action at LT after **Kelvin Beachum** exited the game in the third quarter
- **9/25 vs. BAL:** Saw action on special teams
- **10/2 vs. IND:** Started as an extra offensive lineman and then played 58 snaps at LG after **Luke Joeckel's** knee injury
- **10/16 at CHI:** Started at LG
- **10/23 vs. OAK:** Started at LG
- **10/27 at TEN:** Started at LG

2015 (w/ CHI - 14/9)

Appeared in 14 games (9 starts) at RG

2014 (w/ T.B. - 16/16)

Started all 16 games at RG

- **9/7 vs. WAS:** Made NFL debut and his first career start
- **9/14 vs. STL:** Started at right guard helping pave the way for Bobby Rainey's 144-yard rushing day
- **12/28 vs. NO:** Helped pave the way for 183 rushing yards by the Buccaneers, the most the team had recorded since 2013 (11/17/13 vs. Atlanta)

2013 (w/ T.B. - 0/0)

Inactive all 16 games

COLLEGE (at Michigan 2008-12)

- Started 41-of-45 games at Michigan (2008-12), including every game his final three seasons
- Earned first-team All-Big Ten honors as a senior
- Named to the 2012 Allstate AFCA Good Works Team

PERSONAL

- Attended St. Francis De Sales High School (Columbus, Ohio)
- Earned first-team all-state honors as a senior
- Born Patrick Omameh on December 29, 1989 in Columbus, Ohio

PLAYER BIOS

78

JERMEY PARNELL

OFFENSIVE TACKLE

6-6 315 LBS.

MISSISSIPPI

BORN JULY 20, 1986

BLYTHEVILLE, ARKANSAS

ACQ: UNRESTRICTED FREE AGENT (DALLAS) 2015

EXP: 6TH YEAR



TRANSACTIONS

Originally signed by New Orleans as an undrafted rookie on 5/4/09 ... Waived on 9/4/09 ... Signed by New Orleans to the practice squad on 9/6/09 ... Waived on 9/4/10 ... Claimed off waivers by Miami on 9/5/10 ... Waived on 9/25/10 ... Signed by New Orleans to the practice squad on 9/28/10 ... Signed by Dallas to the 53-man roster on 10/24/10 ... Signed by Jacksonville as an unrestricted free agent on 3/11/15

PRO (Games played/started - 76/29)

- Sixth-year OT spent time with New Orleans, Miami and Dallas before signing with Jacksonville on 3/11/15
- Has played in 76 career games with 29 starts
- Spent last five seasons with the Cowboys
- Blocked for NFL's leading rusher RB **DeMarco Murray** in 2014 and did not allow a sack at RT
- Began career as an undrafted free agent with New Orleans in 2009

2016 (w/ JAX - 7/7)

- **9/11 vs. G.B.:** Started at RT in his 70th career game
- **9/18 at S.D.:** Started at RT
- **9/25 vs. BAL:** Started at RT
- **10/2 vs. IND:** Started at RT and played in all 72 offensive snaps, helping the team rush for a season-high 136 yards
- **10/16 at CHI:** Started at RT
- **10/23 vs. OAK:** Started at RT
- **10/27 at TEN:** Started at RT

2015 (w/ JAX - 15/15)

Played in 15 games with a career-high 15 starts at RT

- **9/13 vs. CAR:** Made his Jaguars debut at RT in team's season opener
- **9/20 vs. MIA:** Started at RT, helped the Jaguars rush for 123 yards and did not allow a sack
- **10/4 at IND:** Started at RT, helping RB **T.J. Yeldon** rush for 100+ yards
- **10/25 vs. BUF:** Started at RT, helping RB T.J. Yeldon rush for a season-high 115 yards
- **12/13 vs. IND:** Started at RT, helping the Jaguars rush for a season-high 154 yards

2014 (w/ DAL - 16/5)

Appeared in all 16 games with a career-high five starts at RT ... Also saw time on special teams and as extra OL in jumbo packages ... Had only one penalty for five yards ... Did not allow a sack ... Part of OL that ranked ninth in the NFL with 30 sacks allowed ... Blocked for Pro Bowl QB **Tony Romo** who led NFL in passer rating (113.2), completion percentage (69.9) and yards-per-attempt (8.52) ... Part of OL that blocked for NFL rushing leader RB **DeMarco Murray** who set franchise record with 1,845 rushing yards and NFL-high 2,261 yard from scrimmage ... Cowboys finished season ranked second in rushing yards per game (147.1)

- **10/19 vs. NYG:** Made first start of the season in place of OL **Doug Free** and blocked for DeMarco Murray's seventh consecutive 100-yard game, the first player in NFL history with seven straight 100-yard games to open a season
- **1/4 vs. DET:** Made postseason debut with a start at RT

2013 (w/ DAL - 16/1)

Played in all 16 games for the second consecutive season and made one start ... Saw most of his action in jumbo packages and on special teams

2012 (w/ DAL - 16/1)

Saw action in all 16 games for the first time in his career ... Rotated series at RT with Doug Free for the last two months of the season

- **11/22 vs. WAS:** Made first career start

2011 (w/ DAL - 6/0)

Saw action in six games, mainly on special teams

2010 (w/ MIA - 0/0; w/ DAL - 0/0)

Spent the preseason with New Orleans before he was waived on final cuts ... Was claimed off waivers by Miami on Sept. 5 and waived on Sept. 25 ... Signed by New Orleans to practice squad on Sept. 28 before he was signed to Dallas' 53-man roster on Oct. 14 ... Was inactive for all 12 games with the Cowboys

2009 (w/ NO - ps)

Spent the entire regular season on New Orleans' practice squad after signing as a rookie free agent

COLLEGE (at Mississippi, 2006-09)

- Played only one season of collegiate football
- Saw action as a senior for the first time since eighth grade and played in five games as a defensive lineman
- Was a four-year letterman for the Rebels basketball team
- Played in 30 games with seven starts as a senior, averaging 3.7 points and 3.3 rebounds while ranking second on the team with 22 blocked shots
- Majored in art

PERSONAL

- Attended Gosnell High School in Arkansas
- Two-time first-team all-state selection in basketball
- Averaged 21 points, 13 rebounds, five assists and four blocks a game as a senior
- Played summer basketball in China in 2005 and 2006, and also played AAU for the Arkansas Wings

PLAYER BIOS

51

PAUL POSLUSZNY



LINEBACKER

6-2 240 LBS.


PENN STATE

BORN OCTOBER 10, 1984

ALTIQUIPPA, PENNSYLVANIA

ACQ: UNRESTRICTED FREE AGENT (BUFFALO) 2011

EXP: 10TH YEAR



muscle in the second half

- **10/21:** Placed on injured reserve

2013 (w/ JAX - 15/15)

Replaced injured LB **NaVarro Bowman** on the Pro Bowl roster ... Started 15 games at LB and led the Jaguars for the third consecutive season with 161 tackles (121 solo) and tied for team lead with two INTs ... The 161 tackles ranked second in the NFL ... Added a career-high 3.0 sacks and 10 passes defended along with six tackles for loss, two forced fumbles, one fumble recovery and seven QB pressures ... Played 1,038 snaps, the second-most on the team

- **9/15 at OAK:** Posted nine tackles, one sack, one QB hit and one pass defended ... Sacked QB **Terrelle Pryor** in the fourth quarter
- **9/22 at SEA:** Registered a game-high 12 tackles (five solo) along with an INT, one tackle for loss and one pass defended ... Intercepted QB **Russell Wilson** in the third quarter to set up a Jaguars TD
- **10/13 at DEN:** Intercepted QB **Peyton Manning** with 36 seconds remaining in the first half and returned it 59 yards for his first career TD ... Marked the fourth-longest return in team history and longest by a LB
- **10/20 vs. S.D.:** Totaled a season-high 14 tackles (13 solo)
- **10/27 vs. S.F.:** Made a team-high 12 tackles (10 solo)
- **11/10 at TEN:** Forced a fumble of RB **Chris Johnson** on the first play from scrimmage and recovered it to set up a Jaguars TD
- **11/17 vs. ARI:** Inactive (concussion), marking first missed game as a Jaguar
- **11/24 at HOU:** Returned to the lineup and posted a game-high 14 tackles (11 solo) along with two tackles for loss, one QB hit and one pass defended
- **12/1 at CLE:** Paced team with 11 tackles (seven solo), two tackles for loss, a half sack,

one QB hit and one pass defended. Split a sack with DE **Jason Babin** in the third quarter

- **12/5 vs. HOU:** Posted double-digit tackles for the third straight game, finishing with a team-high 13 stops (10 solo) along with one tackle for loss and one QB hit
- **12/15 vs. BUF:** Led team with 13 tackles (nine solo) including a sack of QB **E.J. Manuel** in the first quarter ... Set single-season career-high for sacks (2.5)
- **12/22 vs. TEN:** Tallied a game-high 13 tackles (10 solo), his fifth straight game with double-digit tackles ... Split a sack of QB **Ryan Fitzpatrick** with DT **Abry Jones** in the first quarter

2012 (w/ JAX - 16/16)

Started all 16 games for the second consecutive season and third time overall ... Led team with a single-season franchise record 231 tackles, surpassing the previous mark of 230 set by LB **Hardy Nickerson** in 2001 ... Matched his career-high two sacks and three INTs ... Added two forced fumbles and four passes defended ... Had double-digit tackles in 15 of 16 games

- **9/9 at MIN:** Registered 16 tackles (10 solo) with one tackle for loss
- **9/16 vs. HOU:** Logged 17 tackles (10 solo) with one tackle for loss
- **9/23 at IND:** Intercepted a QB **Andrew Luck** pass in the third quarter and returned it 13 yards before a lateral to S **Dawan Landry** added nine yards
- **11/4 vs. DET:** Led team with 17 tackles (12 solo)
- **11/18 at HOU:** Forced an RB **Arian Foster** fumble in the third quarter, intercepted QB **Matt Schaub** in the fourth quarter and finished with a team-high 18 tackles
- **11/25 vs. TEN:** Caused a RB **Chris Johnson** fumble in the fourth quarter
- **12/2 at BUF:** Intercepted QB **Ryan Fitzpatrick** in the second quarter and made a team-high 13 tackles (five solo) with two QB pressures
- **12/9 vs. NYJ:** Totaled a team-high 17 tackles (10 solo)
- **12/16 at MIA:** Registered a career-high 21 tackles (15 solo), tied for the fifth-most in franchise history
- **12/23 vs. N.E.:** Had 11 tackles (eight solo) with two QB pressures
- **12/30 at TEN:** Totaled 13 tackles (nine solo) with a career-high two sacks, two tackles for loss and one pass defended

2011 (w/ JAX - 16/16)

Started all 16 games at MLB in his first season with the Jaguars ... Led club with 192 tackles (132 solo) and ranked second with nine tackles for loss ... The 192 tackles ranked as second-most in franchise history and marked his fourth straight season with 100-plus tackles ... Tied for the team-lead with two INTs ... Added seven QB pressures, one forced fumble, two passes defended and two sacks ... Played major role on defense that ranked sixth in the NFL (313.0-yard average), the highest ranking for the club since 2006 (2nd) ... Recorded double-digit tackles in 11 of 16 games

- **9/11 vs. TEN:** Did not miss a snap and had four tackles and one pass defended in his Jaguars debut
- **9/18 at NYJ:** Led team with 14 tackles
- **10/2 vs. N.O.:** Posted a team-high 16 tackles (13 solo) along with one sack, one tackle for loss and one pass defended
- **10/9 vs. CIN:** Tallied a team-high 15 tackles while not missing a snap
- **10/16 at PIT:** Returned to home state and registered a career-high 19 tackles and one tackle for loss
- **10/30 at HOU:** Paced team with 15 tackles (eight solo), one tackle for loss and one QB pressure
- **11/13 at IND:** Intercepted QB **Curtis Painter** in the fourth quarter and split a sack with DL **John Chick** of Painter in the second quarter ... Totaled 11 tackles (eight solo) and one tackle for loss
- **11/20 at CLE:** Split a sack with DL **Matt Roth** in the third quarter and led team with 13 tackles (six solo)
- **11/27 vs. HOU:** Forced a fumble by RB **Arian Foster** in the first quarter that was scooped up by CB **Ashton Youboty** and returned 38 yards for a TD

TRANSACTIONS

Originally drafted by Buffalo in the second round (34th overall) of the 2007 draft ... Signed by Jacksonville as an unrestricted free agent on 7/29/11

PRO (Games played/started - 120/120)

- Tenth-year LB has started 120 career games and is in his sixth season with the Jaguars
- Career totals include 1,266 tackles (903 solo), 15 INTs, 14.5 sacks, eight forced fumbles, three fumble recoveries and 37 passes defended
- In Week 7 vs. Oakland, surpassed **Mike Peterson** and moved into third on the team's career tackles list with 840 career tackles with Jacksonville ... Needs 19 tackles to surpass **Donovin Darius** and move into second on the Jaguars all-time tackles list
- One of three active players in the NFL who have registered at least 12 sacks and 12 interceptions, joining CIN's **Karlos Dansby** and K.C.'s **Derrick Johnson**
- Voted to Pro Bowl in 2013
- Owns two of the four highest tackle totals in Jaguars history as he compiled 192 tackles in 2011, the fourth-most for a season

2016 (w/ JAX - 7/7)

- **9/11 vs. G.B.:** Made five tackles (four solo) at MLB in the team's season opener
- **9/18 at S.D.:** Started at MLB and tallied a team-high 11 tackles (six solo)
- **9/25 vs. BAL:** Posted a team-high 12 tackles (10 solo) and his 15th career INT
- **10/2 vs. IND:** Started at MLB and recorded seven tackles (five solo) and a tackle for a loss ... Posted his second career multi-sack game (1.5 sacks)
- **10/16 at CHI:** Led the team with 11 tackles (10 solo), including one tackle for loss
- **10/23 vs. OAK:** Finished second on the team with eight tackles (seven solo), including one tackle for loss
- **10/27 at TEN:** Finished third on the team with 10 tackles (six solo)

2015 (w/ JAX - 14/14)

Started and played in 14 games, missing two games because of ankle and hand injuries ... Led the team with 133 tackles (103 solo), the seventh time in the last eight seasons that he's tallied 100+ tackles ... Tied for the team lead (LB **Telvin Smith**) with 13 tackles for loss, the most by a Jaguars LB since LB **Kevin Hardy's** 13 tackles for loss in 1999 ... Tied a career-high with three INTs

- **9/13 vs. CAR:** In his 100th game and start, made nine tackles (eight solo) and recorded a 19-yard interception return in the second quarter
- **9/20 vs. MIA:** Made seven solo tackles and registered one QB hurry
- **9/27 at N.E.:** Made a game-high 18 tackles (14 solo)
- **10/18 vs. HOU:** Made 10 tackles (nine solo), including two tackles for loss
- **10/25 vs. BUF:** Made seven tackles (six solo), including one tackle for loss ... Added his 13th career interception
- **11/8 at NYJ:** Made seven tackles (three solo), including one tackle for loss
- **11/15 at BAL:** Was second on the team with 10 tackles (six solo) and recorded one pass defended
- **11/29 vs. S.D.:** Led the team with 11 tackles (11 solo), including a season-high three tackles for loss
- **12/6 at TEN:** Led the team with 13 tackles (10 solo), including two tackles for loss ... Exited the game in the fourth quarter with a hand injury
- **12/20 vs. ATL:** Tallied a team-high 10 tackles (nine solo), including two tackles for loss, one interception and one pass defended
- **12/27 at N.O.:** Posted nine tackles (seven solo), and 1.0 sack and one pass defended
- **1/3 at HOU:** Started at MLB and made 10 tackles (four solo)

2014 (w/ JAX - 7/7)

Started the first seven games at MLB before suffering a season-ending torn pectoral muscle on Oct. 19 vs. Cleveland ... Ranked fifth on the club with 69 tackles (47 solo), two sacks, one pass defended, two tackles for loss, three QB hits and one fumble recovery

- **9/7 at PHI:** Started at MLB in season-opener and paced team with 12 tackles (11 solo) ... Left the game in the third quarter with a knee injury but returned to the game
- **9/14 at WAS:** Ranked second on the team with seven tackles (four solo)
- **9/21 at IND:** Led team with 11 tackles (seven solo)
- **9/28 at S.D.:** Registered a game-high 11 tackles (9 solo)
- **10/5 vs. PIT:** Totaled a team-high 12 tackles (nine solo) along with one sack, one tackle for loss, one QB hit and a pass defended
- **10/19 vs. CLE:** Registered a game-high 12 tackles (five solo) along with one sack, one tackle for loss, one QB hit and one fumble recovery ... Suffered a torn pectoral

PLAYER BIOS

- **12/11 vs. T.B.:** Intercepted QB **Josh Freeman** in the third quarter and paced team with 12 tackles
- **1/1 vs. IND:** Compiled six tackles before leaving game with a shoulder injury

2010 (w/ BUF - 14/14)

Started 13 games at MLB ... Led team with career-high 140 tackles (95 solo) along with a career-high two sacks, five QB pressures and three passes defended ... Had eight double-digit tackle games

- **9/12 vs. MIA:** Opened season with eight tackles, one tackle for loss and second career sack
- **10/10 vs. JAX:** Led team with 13 tackles
- **10/31 at K.C.:** Registered a career-high 18 tackles along with one QB hit and one pass defended
- **12/5 at MIN:** Paced team with 15 tackles including two tackles for loss and a sack

2009 (w/ BUF - 12/12)

Started 12 games at MLB ... Voted team captain ... Totaled 115 tackles (92 solo), one sack, three INTs, four passes defended and three forced fumbles ... Tied for second among NFL LBs with three INTs and was first Bills LB with three INTs in a season since 2006

- **10/18 at NYJ:** Returned from injury and recorded nine tackles, one tackle for loss, one QB hit and an INT ... Intercepted QB **Mark Sanchez** in overtime which led to the game-winning FG
- **11/1 vs. HOU:** Forced a fumble and accumulated nine tackles
- **12/3 vs. NYJ:** Recorded first career sack which included a forced fumble
- **12/20 vs. N.E.:** Tied for a team-high with nine tackles on and had an INT in the first quarter ... Became first Bills LB to post INTs in consecutive games since LB **Bryce Paup** in 1995

2008 (w/ BUF - 16/16)

Started all 16 games ... Led team with 129 tackles (90 solo) ... Added four QB pressures, one INT, seven passes defended, one forced fumble and one fumble recovery

- **9/7 vs. SEA:** Opened season with seven tackles
- **9/14 vs. OAK:** Recovered first career fumble
- **9/28 at STL:** Led the team in tackles with 12
- **10/26 at MIA:** Recorded first career forced fumble
- **12/14 at NYJ:** Registered first career INT

2007 (w/ BUF - 3/3)

Started three games as a rookie before suffering a season-ending forearm injury in week three ... Became first Bills rookie MLB to start the season-opener since **Shane Conlan** in 1987

- **9/9 vs. DEN:** Started first career game and tied for team lead with 11 tackles
- **9/16 at PIT:** Led team in tackles with 12
- **9/23 at N.E.:** Totaled three tackles before leaving game with an arm injury

COLLEGE (at Penn State, 2003-06)

- Finished career with a school-record 372 tackles
- Started 37 of 44 games
- First player ever to record 100-plus tackles three times in a college career
- Two-time winner of the Bednarik Award for best defensive player in the nation, joining Pat Fitzgerald of Northwestern as the only players to win the award twice
- Won Dick Butkus Award for nation's top LB as a junior
- Selected as first-team All-America by the Associated Press, Walter Camp, and the NFL Draft Report
- Graduated in three and a half years with a degree in finance

PERSONAL

- Married (Elizabeth Johnson) with one daughter, London Noelle
- Attended Hopewell High (Pa.) where he lettered in football, basketball and baseball
- Led team to WPIAL and Pennsylvania Class AAA championships as a senior
- Served as team captain
- Totaled 88 tackles and six sacks at LB and set school records with 1,575 rushing yards and 15 TDs as RB
- Named Pittsburgh Post-Gazette, Pittsburgh Tribune-Review and Pittsburgh Athletic Association Player of the Year as senior
- Graduated 17th in his class of 220 with a 3.8 GPA
- Went on a 10-day trip to Iraq to visit military troops in January 2008
- Brother, Stan, played baseball at West Virginia
- Younger brother, David, played football at Notre Dame
- Interned at UBS Financial Services in Pittsburgh during 2010 offseason
- Full name: Paul Michael Posluszny, pronounced puz-LUZ-nee.

REGULAR SEASON CAREER STATISTICS

YEAR	TEAM	GP/GS	TKL	SOLO	ASST	ST	SACKS	FF	FR	PD
2007	BUF	3/3	26	20	6	1	0.0	0	0	0
2008	BUF	16/16	129	90	39	0	0.0	1	1	7
2009	BUF	12/12	110	87	23	0	1.0	3	0	4
2010	BUF	14/14	151	103	48	0	2.0	0	0	3
2011	JAX	16/16	192*	132*	*60	0	2.0	1	0	2
2012	JAX	16/16	231*	152*	79	0	2.0	2	0	4
2013	JAX	15/15	161*	121*	40	0	3.0	1	1	9
2014	JAX	7/7	69	47	22	0	2.0	0	1	1
2015	JAX	14/14	133*	103*	30	0	1.0	0	0	6
2016	JAX	7/7	64	48	16	0	1.5	0	0	1
NFL totals: 10 yrs.		120/120	1,266	903	363	1	14.5	8	3	37

* team leader

INTERCEPTIONS

YEAR	TEAM	NO	YDS	AVG	LG	TD
2007	BUF	0	0	0.0	0	0
2008	BUF	1	9	9.0	9	0
2009	BUF	3	20	6.7	17	0
2010	BUF	0	0	0.0	0	0
2011	JAX	2	2	1.0	2	0
2012	JAX	3	20	6.7	13	0
2013	JAX	2	69	34.5	59t	1
2014	JAX	0	0	0.0	0	0
2015	JAX	3	25	8.3	19	0
2016	JAX	1	0	0.0	0	0
NFL totals: 10 yrs		15	145	11.6	59t	1

CAREER HIGHS

	GAME	SEASON
Tackles:	21 (12/16/12 vs. MIA)	231 (2012)
Sacks:	2.0 (12/30/12 at TEN)	3.0 (2013)
Forced fumbles:	1 (eight times, last: 11/10/13 at TEN)	3 (2009)
Fumble recoveries:	1 (three times, last: 10/19/14 vs. CLE)	1 (2008, 2013-14)
Passes defended:	3 (10/6/13 at STL)	9 (2013)
Interceptions:	1 (15 times, last: 9/25/16 vs. BAL)	3 (2009, 12, 15)

2016 GAME-BY-GAME STATISTICS

DATE	OPP	TKL	SOLO	ASST	TFL	SACKS	ST	FF	FR	INT	PD
09/11	vs. Green Bay	5	4	1	0	0.0	0	0	0	0	0
09/18	at San Diego	11	6	5	0	0.0	0	0	0	0	0
09/25	vs. Baltimore	12	10	2	0	0.0	0	0	0	1	1
10/02	vs. Indianapolis	7	5	2	1	1.5	0	0	0	0	0
	BYE WEEK										
10/16	at Chicago	11	10	1	1	0.0	0	0	0	0	0
10/23	vs. Oakland	8	7	1	1	0.0	0	0	0	0	0
10/27	at Tennessee	10	6	4	0	0.0	0	0	0	0	0
11/06	at Kansas City										
11/13	vs. Houston										
11/20	at Detroit										
11/27	at Buffalo										
12/04	vs. Denver										
12/11	vs. Minnesota										
12/18	at Houston										
12/24	vs. Tennessee										
01/01	at Indianapolis										
2016 totals:		64	48	16	3	1.5	0	0	0	1	1

2015 GAME-BY-GAME STATISTICS

DATE	OPP	TKL	SOLO	ASST	TFL	SACKS	ST	FF	FR	INT	PD
09/13	vs. Carolina	9	8	1	0	0.0	0	0	0	1	2
09/20	vs. Miami	7	7	0	0	0.0	0	0	0	0	0
09/27	at New England	18	14	4	0	0.0	0	0	0	0	0
10/04	at Indianapolis	5	4	1	1	0.0	0	0	0	0	0
10/11	at Tampa Bay					ina					
10/18	vs. Houston	10	9	1	2	0.0	0	0	0	0	0
10/25	vs. Buffalo	7	6	1	1	0.0	0	0	0	1	1
	BYE WEEK										
11/08	at N.Y. Jets	7	3	4	1	0.0	0	0	0	0	0
11/15	at Baltimore	10	6	4	0	0.0	0	0	0	0	1
11/19	vs. Tennessee	7	7	0	0	0.0	0	0	0	0	0
11/29	vs. San Diego	11	11	0	3	0.0	0	0	0	0	0
12/06	at Tennessee	13	10	3	2	0.0	0	0	0	0	0
12/13	vs. Indianapolis					ina					
12/20	vs. Atlanta	10	9	1	2	0.0	0	0	0	1	1
12/27	at New Orleans	9	5	4	1	1.0	0	0	0	0	1
01/03	at Houston	10	4	6	0	0.0	0	0	0	0	0
2015 totals:		133	103	30	13	1.0	0	0	0	3	6

PLAYER BIOS

2014 GAME-BY-GAME STATISTICS

DATE	OPP	TKL	SOLO	ASST	TFL	SACKS	ST	FF	FR	INT	PD
09/07	at Philadelphia	12	11	1	0	0.0	0	0	0	0	0
09/14	at Washington	7	4	3	0	0.0	0	0	0	0	0
09/21	vs. Indianapolis	11	7	4	0	0.0	0	0	0	0	0
09/28	at San Diego	11	9	2	0	0.0	0	0	0	0	0
10/05	vs. Pittsburgh	12	9	3	1	1.0	0	0	0	0	1
10/12	at Tennessee	4	2	2	0	0.0	0	0	0	0	0
10/19	vs. Cleveland	12	5	7	1	1.0	0	0	1	0	0
10/26	vs. Miami					IR					
11/02	at Cincinnati					IR					
11/09	vs. Dallas					IR					
	BYE WEEK										
11/23	at Indianapolis					IR					
11/30	vs. N.Y. Giants					IR					
12/07	vs. Houston					IR					
12/14	at Baltimore					IR					
12/18	vs. Tennessee					IR					
12/28	at Houston					IR					
2014 totals:		69	47	22	2	2.0	0	0	1	0	1

2013 GAME-BY-GAME STATISTICS

DATE	OPP	TKL	SOLO	ASST	TFL	SACKS	ST	FF	FR	INT	PD
09/08	vs. Kansas City	10	10	0	0	0.0	0	0	0	0	0
09/15	at Oakland	9	4	5	0	1.0	0	0	0	0	1
09/22	at Seattle	12	5	7	1	0.0	0	0	0	1	1
09/29	vs. Indianapolis	9	8	1	0	0.0	0	0	0	0	1
10/06	at St. Louis	7	6	1	0	0.0	0	0	0	0	3
10/13	at Denver	7	7	0	0	0.0	0	0	0	1	1
10/20	vs. San Diego	14	13	1	0	0.0	0	0	0	0	0
10/27	vs. San Francisco	12	10	2	0	0.0	0	0	0	0	0
	BYE WEEK										
11/10	at Tennessee	8	5	3	0	0.0	0	1	1	0	0
11/17	vs. Arizona					ina					
11/24	at Houston	14	11	3	2	0.0	0	0	0	0	1
12/01	at Cleveland	11	7	4	2	0.5	0	0	0	0	1
12/05	vs. Houston	13	10	3	1	0.0	0	0	0	0	0
12/15	vs. Buffalo	13	9	4	0	1.0	0	0	0	0	0
12/22	vs. Tennessee	13	10	3	0	0.5	0	0	0	0	0
12/29	at Indianapolis	9	6	3	0	0.0	0	0	0	0	0
2013 totals:		161	121	40	6	3.0	0	1	1	2	9

2012 GAME-BY-GAME STATISTICS

DATE	OPP	TKL	SOLO	ASST	TFL	SACKS	ST	FF	FR	INT	PD
09/09	at Minnesota	16	10	5	1	0.0	0	0	0	0	1
09/16	vs. Houston	17	10	7	1	0.0	0	0	0	0	0
09/23	at Indianapolis	11	10	1	0	0.0	0	0	0	1	1
09/30	vs. Cincinnati	15	13	2	0	0.0	0	0	0	0	0
10/07	vs. Chicago	14	8	6	0	0.0	0	0	0	0	0
	BYE WEEK										
10/21	at Oakland	12	8	4	1	0.0	0	0	0	0	1
10/28	at Green Bay	8	2	6	0	0.0	0	0	0	0	0
11/04	vs. Detroit	17	12	5	0	0.0	0	0	0	0	0
11/08	vs. Indianapolis	15	8	7	0	0.0	0	0	0	0	0
11/18	at Houston	18	15	3	0	0.0	0	1	0	1	0
11/25	vs. Tennessee	13	9	4	1	0.0	0	1	0	0	0
12/02	at Buffalo	13	5	8	2	0.0	0	0	0	1	0
12/09	vs. N.Y. Jets	17	10	7	0	0.0	0	0	0	0	0
12/16	at Miami	21	15	6	0	0.0	0	0	0	0	0
12/23	vs. New England	11	8	3	0	0.0	0	0	0	0	0
12/30	at Tennessee	13	9	4	2	2.0	0	0	0	0	1
2012 totals:		231	152	79	8	2.0	0	2	0	3	4

2011 GAME-BY-GAME STATISTICS

DATE	OPP	TKL	SOLO	ASST	TFL	SACKS	ST	FF	FR	INT	PD
09/11	vs. Tennessee	4	3	1	0	0.0	0	0	0	0	1
09/18	at N.Y. Jets	14	11	3	0	0.0	0	0	0	0	0
09/25	at Carolina	12	8	4	1	0.0	0	0	0	0	0
10/02	vs. New Orleans	16	13	3	1	1.0	0	0	0	0	1
10/09	vs. Cincinnati	15	10	5	0	0.0	0	0	0	0	0
10/16	at Pittsburgh	19	16	3	1	0.0	0	0	0	0	0
10/24	vs. Baltimore	5	5	0	1	0.0	0	0	0	0	0
10/30	at Houston	15	8	7	1	0.0	0	0	0	0	0
	BYE WEEK										
11/13	at Indianapolis	11	8	3	1	0.5	0	0	0	1	0
11/20	at Cleveland	13	6	7	1	0.5	0	0	0	0	0
11/27	vs. Houston	14	8	6	2	0.0	0	1	0	0	0
12/05	vs. San Diego	14	11	3	0	0.0	0	0	0	0	0
12/11	vs. Tampa Bay	12	9	3	0	0.0	0	0	0	1	0
12/15	at Atlanta	15	8	7	0	0.0	0	0	0	0	0
12/24	at Tennessee	7	5	2	0	0.0	0	0	0	0	0
01/01	vs. Indianapolis	6	3	3	0	0.0	0	0	0	0	0
2011 totals:		192	132	60	9	2.0	0	1	0	2	2

2010 GAME-BY-GAME STATISTICS

DATE	OPP	TKL	SOLO	ASST	TFL	SACKS	ST	FF	FR	INT	PD
09/12	vs. Miami	8	6	2	1	1.0	0	0	0	0	0
09/19	at Green Bay					ina					
09/26	at New England					ina					
10/03	vs. N.Y. Jets	12	8	4	0	0.0	0	0	0	0	0
10/10	vs. Jacksonville	13	8	5	0	0.0	0	0	0	0	0
	BYE WEEK										
10/24	at Baltimore	5	4	1	0	0.0	0	0	0	0	1
10/31	at Kansas City	17	11	6	0	0.0	0	0	0	0	1
11/07	vs. Chicago	10	6	4	0	0.0	0	0	0	0	0
11/14	vs. Detroit	13	11	2	1	0.0	0	0	0	0	0
11/21	at Cincinnati	10	6	4	1	0.0	0	0	0	0	1
11/28	vs. Pittsburgh	8	6	2	0	0.0	0	0	0	0	0
12/05	at Minnesota	15	11	4	2	1.0	0	0	0	0	0
12/12	vs. Cleveland	9	6	3	0	0.0	0	0	0	0	0
12/19	at Miami	6	5	1	0	0.0	0	0	0	0	0
12/26	vs. New England	13	7	6	0	0.0	0	0	0	0	0
01/02	at N.Y. Jets	12	8	4	1	0.0	0	0	0	0	0
2010 totals:		151	103	48	6	2.0	0	0	0	0	3

2009 GAME-BY-GAME STATISTICS

DATE	OPP	TKL	SOLO	ASST	TFL	SACKS	ST	FF	FR	INT	PD
09/14	at New England	6	6	0	0	0.0	0	0	0	0	0
09/20	vs. Tampa Bay					ina					
09/27	vs. New Orleans					ina					
10/04	at Miami					ina					
10/11	vs. Cleveland					ina					
10/18	at N.Y. Jets	9	6	3	1	0.0	0	0	0	1	1
10/25	at Carolina	11	9	2	0	0.0	0	0	0	0	0
11/01	vs. Houston	9	5	4	0	0.0	0	1	0	0	0
	BYE WEEK										
11/15	at Tennessee	12	10	2	1	0.0	0	0	0	0	0
11/22	at Jacksonville	12	11	1	0	0.0	0	1	0	0	0
11/29	vs. Miami	10	6	4	0	0.0	0	0	0	0	1
12/03	vs. N.Y. Jets	5	5	0	0	1.0	0	1	0	0	0
12/13	at Kansas City	9	8	1	1	0.0	0	0	0	1	1
12/20	vs. New England	9	7	2	1	0.0	0	0	0	1	1
12/27	at Atlanta	7	6	1	0	0.0	0	0	0	0	0
01/03	vs. Indianapolis	11	8	3	0	0.0	0	0	0	0	0
2009 totals:		129	90	39	4	1.0	0	3	0	3	4

2008 GAME-BY-GAME STATISTICS

DATE	OPP	TKL	SOLO	ASST	TFL	SACKS	ST	FF	FR	INT	PD
09/07	vs. Seattle	7	5	2	0	0.0	0	0	0	0	2
09/14	at Jacksonville	9	6	3	0	0.0	0	0	0	0	0
09/21	vs. Oakland	7	7	0	0	0.0	0	0	1	0	1
09/28	at St. Louis	12	9	3	1	0.0	0	0	0	0	1
10/05	at Arizona	11	7	4	0	0.0	0	0	0	0	0
	BYE WEEK										
10/19	vs. San Diego	7	7	0	0	0.0	0	0	0	0	0
10/26	at Miami	8	7	1	1	0.0	0	1	0	0	0
11/02	vs. N.Y. Jets	13	9	4	1	0.0	0	0	0	0	0
11/09	at New England	10	5	5	0	0.0	0	0	0	0	0
11/17	vs. Cleveland	2	1	1	0	0.0	0	0	0	0	0
11/23	at Kansas City	8	5	3	0	0.0	0	0	0	0	0
11/30	vs. San Francisco	4	3	1	0	0.0	0	0	0	0	0
12/07	vs. Miami	8	5	3	0	0.0	0	0	0	0	0
12/14	at N.Y. Jets	7	4	3	0	0.0	0	0	0	1	2
12/21	at Denver	8	4	4	0	0.0	0	0	0	0	1
12/28	vs. New England	8	6	3	0	0.0	0	0	0	0	0
2008 totals:		129	90	39	3	0.0	0	1	1	1	7

PLAYER BIOS



2007 GAME-BY-GAME STATISTICS

DATE	OPP	TKL	SOLO	ASST	TFL	SACKS	ST	FF	FR	INT	PD
09/09	vs. Denver	11	9	2	0	0.0	0	0	0	0	0
09/16	at Pittsburgh	12	8	4	0	0.0	0	0	0	0	0
09/23	at New England	3	3	0	0	0.0	0	0	0	0	0
09/30	vs. N.Y. Jets					IR					
10/08	vs. Dallas					IR					
	BYE WEEK										
10/21	vs. Baltimore					IR					
10/28	at N.Y. Jets					IR					
11/04	vs. Cincinnati					IR					
11/11	at Miami					IR					
11/18	vs. New England					IR					
11/25	at Jacksonville					IR					
12/02	at Washington					IR					
12/09	vs. Miami					IR					
12/16	at Cleveland					IR					
12/23	vs. N.Y. Giants					IR					
12/30	at Philadelphia					IR					
2007 totals:		26	20	6	0	0.0	0	0	0	0	0

PLAYER BIOS

52 HAYES PULLARD III

LINEBACKER

6-0 236 LBS.

SOUTHERN CALIFORNIA

BORN APRIL 18, 1992

LOS ANGELES, CALIFORNIA

ACQ: PRACTICE SQUAD (CLEVELAND) 2015

EXP: 2ND YEAR



TRANSACTIONS

Originally drafted by Cleveland in the seventh round (219th overall) of the 2015 Draft ... Waived on 9/5/15 ... Signed by Cleveland to the practice squad on 9/6/15 ... Signed from practice squad to Jacksonville's active roster on 10/28/15

PRO (Games played/started - 15/2)

• Second-year LB spent the first part of his rookie season on Cleveland's practiced squad before signing with Jacksonville and playing in eight games with two starts

2016 (w/ JAX - 7/0)

- **9/11 vs. G.B.:** Saw action on special teams in team's season opener
- **9/18 at S.D.:** Saw action at LB, making two stops (one solo), and on special teams
- **9/25 vs. BAL:** Saw action on special teams
- **10/2 vs. IND:** Saw action on special teams
- **10/16 at CHI:** Saw action on special teams and posted one special teams tackle
- **10/23 vs. OAK:** Saw action on special teams and on defense
- **10/27 at TEN:** Played three snaps at LB and assisted on one special teams tackle

2015 (w/ CLE - ps; w/ JAX - 8/2)

Spent the first seven weeks of the 2015 season on Cleveland's practice squad ... Played eight games with two starts at WLB and totaled 19 tackles (13 solo), including one tackle for loss ... Added five special teams tackles

- **11/15 at BAL:** Made his Jaguars debut on special teams
- **11/29 vs. S.D.:** Saw action on special teams, recording the Jaguars' first blocked punt since 9/8/13 and a special teams tackle
- **12/20 vs. ATL:** Saw action at LB, making two tackles (two solo), and made one special teams tackle
- **12/27 at N.O.:** Recorded his first career start in place of injured LB Telvin Smith ... Tied for the team lead with nine tackles (seven solo), including one tackle for loss
- **1/3 at HOU:** Started at WLB and made eight tackles (four solo)

COLLEGE (at Southern California, 2010-14)

- Started all but one of his 52 career games played at USC
- Totaled 377 career tackles, 17 passes defensed, six sacks, three forced fumbles and three interceptions
- Earned All-Pac-12 honors all four years
- Team captain as a junior
- Led the team in total tackles for three seasons, becoming the first player to do so since 1979
- As a senior in 2014, was a semifinalist for the Butkus Award, given to the top linebacker in the nation
- Recipient of USC's Trojan Commitment Award
- Graduated from USC with a degree in policy, planning and development

PERSONAL

- Attended Crenshaw High School in Los Angeles
- Totaled 66 tackles, two sacks, one interception, one pass defensed, one forced fumble and one fumble recovery
- Carried 63 times for 507 yards and nine TDs at running back
- Also played basketball and ran track
- Given name is Hayes Joseph Pullard III
- Native of Los Angeles
- Father, Hayes Jr., played for the Los Angeles Lakers
- Uncle, Robert, competed as a pole vaulter in the 1976 Olympics

REGULAR SEASON CAREER STATISTICS

YEAR	TEAM	GP/PS	TKL	SOLO	ASST	TFL	SACKS	ST	FF	FR	INT	PD
2015	JAX	8/2	19	13	6	1	0.0	5	0	0	0	0
2016	JAX	7/0	2	1	2	0	0.0	3	0	0	0	0
Career totals:		15/2	21	14	8	1	0.0	8	0	0	0	0

Additional statistics: One blocked punt (11/29/15 vs. S.D.)

2016 GAME-BY-GAME STATISTICS

DATE	OPP	TKL	SOLO	ASST	TFL	SACKS	ST	FF	FR	INT	PD	
09/11	vs. Green Bay	0	0	0	0	0.0	0	0	0	0	0	
09/18	at San Diego	2	1	1	0	0.0	0	0	0	0	0	
09/25	vs. Baltimore	0	0	0	0	0.0	0	0	0	0	0	
10/02	vs. Indianapolis	0	0	0	0	0.0	1	0	0	0	0	
BYE WEEK												
10/16	at Chicago	0	0	0	0	0.0	1	0	0	0	0	
10/23	vs. Oakland	0	0	0	0	0.0	0	0	0	0	0	
10/27	at Tennessee	0	0	0	0	0.0	1	0	0	0	0	
11/06	at Kansas City											
11/13	vs. Houston											
11/20	at Detroit											
11/27	at Buffalo											
12/04	vs. Denver											
12/11	vs. Minnesota											
12/18	at Houston											
12/24	vs. Tennessee											
01/01	at Indianapolis											
2016 totals:		2	1	1	0	0.0	3	0	0	0	0	

Additional statistics: Three special teams tackles in 2016

2015 GAME-BY-GAME STATISTICS

DATE	OPP	TKL	SOLO	ASST	TFL	SACKS	ST	FF	FR	INT	PD	
BYE WEEK												
11/08	at N.Y. Jets						ina					
11/15	at Baltimore	0	0	0	0	0.0	0	0	0	0	0	
11/19	vs. Tennessee	0	0	0	0	0.0	2	0	0	0	0	
11/29	vs. San Diego	0	0	0	0	0.0	1	0	0	0	0	
12/06	at Tennessee	0	0	0	0	0.0	0	0	0	0	0	
12/13	vs. Indianapolis	0	0	0	0	0.0	1	0	0	0	0	
12/20	vs. Atlanta	2	2	0	0	0.0	1	0	0	0	0	
12/27	at New Orleans	9	7	2	1	0.0	0	0	0	0	0	
01/03	at Houston	8	4	4	0	0.0	0	0	0	0	0	
2015 totals:		19	13	6	1	0.0	5	0	0	0	0	

Additional statistics: One blocked punt (11/29/15 vs. S.D.)

PLAYER BIOS

20

JALEN RAMSEY



CORNERBACK

6-2 209 LBS.

FLORIDA STATE

BORN OCTOBER 24, 1994

SMYRNA, TENNESSEE

ACQ: 1ST ROUND OF 2016 DRAFT (5TH)

EXP: ROOKIE

TRANSACTIONS

- Originally drafted by Jacksonville in the first round (fifth overall) of the 2016 draft

PRO (Games played/started - 7/7)

Made NFL and Jaguars debut in Week 1 of the 2016 season

2016 (w/ JAX - 7/7)

- 9/11 vs. G.B.:** Started at CB and made three tackles (two solo) in NFL debut
- 9/18 at S.D.:** Started at CB and made six solo tackles and one tackle for loss
- 9/25 vs. BAL:** Started at RCB and made five tackles (four solo)
- 10/2 vs. IND:** Started at RCB and registered four solo tackles
- 10/16 at CHI:** Started at RCB and posted two solo tackles and the game-clinching pass defended on fourth down with 1:03 remaining in the fourth quarter ... Limited Bears WR **Alshon Jeffrey** to one catch for three yards on six targets in the second half
- 10/23 vs. OAK:** Started at RCB and registered two solo tackles
- 10/27 at TEN:** Started at RCB and recorded eight tackles (four solo)

COLLEGE (at Florida State, 2013-15)

- Started all 41 games in three years at Florida State
- Finished career with 180 tackles (119 solo), 15.5 tackles for loss, 5.0 sacks, three forced fumbles, two fumble recoveries, 23 passes defended and three INTs
- Decided to forgo his final year of eligibility in 2016 and declare for the NFL Draft
- Became Florida State's 36th consensus All-American
- All-ACC First Team, AFCA First Team All-America, Walter Camp First Team All-America, ESPN.com First Team All-America as a senior
- Started all 14 games for the Seminoles' third-ranked defense (281.4) and the nation's top pass defense (156.6) as a CB and FS in 2013

PERSONAL

- Attended Brentwood Academy (Tenn.), where he was rated a five-star prospect by both Rivals.com and Scout.com and a four-star according to ESPN and 247Sports
- U.S. Army All-America selection
- Twitter handle is @jalenramsey

REGULAR SEASON CAREER STATISTICS

YEAR	TEAM	GP/PS	TKL	SOLO	ASST	TFL	SACKS	ST	FF	FR	INT	PD
2016	JAX	7/7	30	24	6	1	0.0	0	0	0	0	1
Career totals:		7/7	30	24	6	1	0.0	0	0	0	0	1

2016 GAME-BY-GAME STATISTICS


DATE	OPP	TKL	SOLO	ASST	TFL	SACKS	ST	FF	FR	INT	PD
09/11	vs. Green Bay	3	2	1	0	0.0	0	0	0	0	0
09/18	at San Diego	6	6	0	1	0.0	0	0	0	0	0
09/25	vs. Baltimore	5	4	1	0	0.0	0	0	0	0	0
10/02	vs. Indianapolis	4	4	0	0	0.0	0	0	0	0	0
BYE WEEK											
10/16	at Chicago	2	2	0	0	0.0	0	0	0	0	1
10/23	vs. Oakland	2	2	0	0	0.0	0	0	0	0	0
10/27	at Tennessee	8	4	4	0	0.0	0	0	0	0	0
11/06	at Kansas City										
11/13	vs. Houston										
11/20	at Detroit										
11/27	at Buffalo										
12/04	vs. Denver										
12/11	vs. Minnesota										
12/18	at Houston										
12/24	vs. Tennessee										
01/01	at Indianapolis										
2016 totals:		30	24	6	1	0.0	0	0	0	0	1

PLAYER BIOS

64

CHRIS REED

OFFENSIVE LINEMAN
6-5 300 LBS.
MINNESOTA STATE-MANKATO
BORN JULY 22, 1992
OMAHA, NEBRASKA
ACQ: FREE AGENT 2015
EXP: 1ST YEAR



TRANSACTIONS

Originally signed by Jacksonville as a rookie free agent on 5/8/15 ... Signed to practice squad on 9/6/15

PRO (Games played/started - 4/1)

Spent his rookie season on the practice squad

2016 (w/ JAX - 4/1)

- **9/11 vs. G.B.:** Inactive for the team's season opener
- **9/18 at S.D.:** Inactive
- **9/25 vs. BAL:** Earned his first career start at LG
- **10/2 vs. IND:** Inactive
- **10/16 at CHI:** Played two snaps at G and saw action on special teams
- **10/23 vs. OAK:** Made his second consecutive appearance
- **10/27 at TEN:** Saw action on special teams

2015 (w/ JAX - ps)

Spent season on the team's practice squad

COLLEGE (at Minnesota State, 2010-14)

- Four-year letterman appeared in 48 games in his career
- Started in all 15 games as a senior in 2014
- Helped school rush for 3,625 yards and pass for 3,079 yards, compiling 82 total TDs
- Selected as D2Football.com first-team All-America, first-team NSIC South Division All-Conference and second-team Don Hansen All-Super Region Three
- Also participated on the school's indoor and outdoor track teams and qualified for the 2011 NCAA Division II National Championships in shot put
- Eleven-time NCAA Division II Track & Field All-American
- Two-time NCAA Division II champion in outdoor shot put (2013 and 2014)
- Holds Minnesota State record in indoor shot put (65'010.5") & outdoor shot put (65'-7")
- Holds Minnesota State record in indoor weight throw (67'-7.5") and outdoor hammer throw (215'-11")

PERSONAL

- Three-year starter at Omaha Central (Neb.) High School
- Also attended Spirit Lake (Iowa) High School for one year
- Honorable mention All-State selection
- Stand-out athlete in track and field and won the State Title twice for Nebraska
- Named the state's Field Athlete of the Year in 2009
- Son of Chuck Reed and Anne McCormick
- Majored in psychology with a minor in coaching

PLAYER BIOS

15 ALLEN ROBINSON



WIDE RECEIVER

6-3 215 LBS.

PENN STATE

BORN AUGUST 24, 1993

SOUTHFIELD, MICHIGAN

ACQ: 2ND ROUND OF 2014 DRAFT (61ST)

EXP: 3RD YEAR



TRANSACTIONS

Originally drafted by Jacksonville in the second round (61st overall) of the 2014 draft

PRO (Games played/started - 33/31)

- Third-year WR has played in 33 games with 31 starts
- His 14.5 career yards per reception avg. ranks second in franchise history
- Has caught 17 TDs since 2015, the most in the NFL during that span
- Has registered multiple TD receptions in four games, tied for the second-most in franchise history (**Jimmy Smith**, seven)

2016 (w/ JAX - 7/7)

- **9/11 vs. G.B.:** Made six catches for 72 yards in team's season opener
- **9/18 at S.D.:** Had three catches for 54 yards (18.0 avg.)
- **9/25 vs. BAL:** Posted seven receptions for 57 yards (8.1 rec. avg.) and two TDs
- **10/2 vs. IND:** Recorded five receptions for 55 yards (11.0 rec. avg.) and one TD
- **10/16 at CHI:** Had three catches for 49 yards (16.3) avg.
- **10/23 vs. OAK:** Caught two passes for nine yards
- **10/27 at TEN:** Finished second on the team with six receptions for 70 yards

2015 (w/ JAX - 16/16)

- Participated in 2016 Pro Bowl on January 31, 2016
- Named Jaguars 2015 Ed Block Courage Award winner, voted on by teammates for serving as role model of inspiration, sportsmanship and courage, after rebounding from season-ending injury in 2014
- Led the team with 80 receptions, 1,400 receiving yards and 14 receiving TDs
- Set the Jaguars' single season receiving TD record (14) and became their first 1,000-yard receiver since 2005 (WR **Jimmy Smith**)
- Joined TE **Marcedes Lewis** (10 in 2010) and WR **Reggie Williams** (10 in 2007) as the only players in franchise history to produce 10-plus receiving TDs in a single season
- Became the third Jaguars player to post 1,000 receiving yards in a single season (**Jimmy Smith**, nine times; **Kennan Cardell**, four times)
- Joins N.E.'s **Rob Gronkowski** (1,327-17) in 2011 and MIN's **Randy Moss** (1,313-17) in 1998 as the only three players age 22 or younger to have registered at least 1,200 receiving yards and 14 TDs in a single season
- Led the league with 31 receptions of 20-plus yards
- Joins teammate **Allen Hurns** as the first Jaguars duo to each record 1,000-plus receiving yards in the same season since **Keenan Cardell** (1,110) and **Jimmy Smith** (1,373) in 2011
- Joins **Demaryius Thomas** (2013), **Calvin Johnson** (2007), **Randy Moss** (2000, 2003, 2007), **Muhsin Muhammad** (2004), **Marvin Harrison** (2000-01), **Terrell Owens** (2001), **Antonio Freeman** (1998), **Herman Moore** (1995) and **Jerry Rice** (1986, 1989, 1993, 1995) as the only players in NFL history to have posted at least 80 receptions, 1,400 receiving yards and 14 receiving TDs in a single season
- **9/20 vs. MIA:** Had a team-high six receptions for a career-high 155 yards (25.7 avg.) and two TDs, the most receiving yards by a Jaguars player since WR **Justin Blackmon** had 190 yards on 10/13/13 at Denver ... Became the Jaguars' third player to ever total 150-plus receiving yards and multiple receiving TDs in a single game, joining **Jimmy Smith** (9/10/00) and **Keenan Cardell** (12/7/97)
- **10/11 at T.B.:** Caught seven passes for 72 yards (10.3 rec. avg.) and two TDs
- **10/18 vs. HOU:** Had six receptions for 86 yards (14.3 rec. avg.) and one TD
- **10/25 vs. BUF:** Had six receptions for 98 yards (16.3 rec. avg.) and one TD
- **11/8 at NYJ:** Had six receptions for 121 yards (20.2 rec. avg.)
- **11/15 at BAL:** Had five receptions for 51 yards (10.2 rec. avg.) and one TD
- **11/19 vs. TEN:** Had five receptions for 113 yards (22.6 rec. avg.)
- **11/29 vs. S.D.:** Had five receptions for 56 yards (11.2 rec. avg.) and one TD
- **12/6 at TEN:** Registered single-game career highs in receptions (10) and receiving TDs (three) and totaling the second-most single-game receiving yards (153) of his NFL career ... Became the second player in franchise history to record three receiving TDs in a single game (also **Jimmy Smith** on 10/10/00 at Baltimore)
- **12/13 vs. IND:** Had one reception, a four-yard TD in the third quarter
- **12/20 vs. ATL:** Recorded three receptions for 57 yards (19.0 rec. avg.) for one TD
- **12/27 at N.O.:** Caught six passes for 151 yards (25.1 rec. avg.) and one TD, a 90-yard score from QB **Blake Bortles** ... The 90-yard reception was the longest play from scrimmage in Jaguars history and the longest pass play in the NFL this season
- **1/3 at HOU:** Caught five receptions for 108 yards

2014 (w/ JAX - 10/8)

- Played in 10 games with eight starts, missing the final six games with a foot injury
- Finished with 48 receptions for 548 yards and two TDs, tied for the fourth-most receptions by a Jaguars rookie

- Was ranked tied for first among rookies in receptions at time of his injury and fourth in receiving yards

- **9/7 at PHI:** Made NFL debut and had one reception
- **9/14 at WAS:** Led the team with 75 yards on four receptions including a 54-yard grab in the fourth quarter
- **9/21 at IND:** Made first career start and led the team with seven receptions for 79 yards (11.3 avg.) including a 21-yard reception
- **10/5 vs. PIT:** Started at WR and produced a team-high five catches for 51 yards (10.2 avg.) with a long of 17
- **10/12 at TEN:** Had 68 yards on eight receptions, his fourth straight game with at least five catches
- **10/19 vs. CLE:** Started at WR and led the team with 60 yards on four receptions including a 31-yard touchdown catch in the second quarter for his first career score ... Snapped a streak of four straight games with five or more receptions
- **10/26 vs. MIA:** Started at WR and scored a touchdown in his second consecutive game, hooking up with QB **Blake Bortles** for a 48-yard score in the fourth quarter ... Led team with five catches for career-high 82 yards
- **11/9 vs. DAL:** Started at WR and was targeted a team-high 10 times, finishing with five catches for 60 yards (12.0 avg.) with a long of 31 yards
- **11/17:** Was placed on injured reserve with a foot injury ... Had surgery on Nov. 22

COLLEGE (at Penn State, 2011-13)

- Played in 35 games with 24 starts at Penn State
- Finished career with 177 receptions for 2,474 yards (14.0 avg.) with 17 TDs
- Ranked second in school history for career receptions, topped by only Deon Butler (179, 2005-08), third in receiving yards and fourth in TDs
- Two-time Big Ten Conference Receiver of the Year and earned first-team All-Big Ten honors in back-to-back seasons
- Was just the third WR in school history to earn first-team All-American honors
- Led Big Ten in receptions and receiving yards in each of his last two seasons

PERSONAL

- Attended Orchard Lake St. Mary's Preparatory School (Mich.)
- Led team to Michigan Division III state championship game as a senior
- Had 44 receptions for 720 yards and 10 TDs as a senior
- Returned two punts for TDs and intercepted two passes
- Captain of the basketball team
- Son of Tracie and Allen Robinson
- Full name: Allen Bernard Robinson II
- Twitter handle: @Thee_AR15

REGULAR SEASON CAREER STATISTICS							
YEAR	TEAM	GP/GS	RECs	YDS	AVG.	LG	TD
2014	JAX	10/8	48	548	11.4	54	2
2015	JAX	16/16	80	1,400	17.5	90t	14*
2016	JAX	7/7	32	366	11.4	35	3
NFL totals: 3 yrs.		33/31	160	2,314	14.5	90t	19

* single-season franchise record and tied for NFL lead

CAREER HIGHS		
	GAME	SEASON
Receptions:	10 (12/6/15 at TEN)	80 (2015)
Receiving yards:	155 (9/20/15 vs. MIA)	1,400 (2015)
Long:	90t (12/27/15 at N.O.)	90t (2015)
Receiving touchdowns:	3 (12/6/15 at TEN)	14 (2015)

2016 GAME-BY-GAME STATISTICS							
DATE	OPP	RECs	YDS	AVG.	LG	TD	
09/11	vs. Green Bay	6	72	12.0	22	0	
09/18	at San Diego	3	54	18.0	35	0	
09/25	vs. Baltimore	7	57	8.1	14	2	
10/02	vs. Indianapolis	5	55	11.0	17	1	
BYE WEEK							
10/16	at Chicago	3	49	16.3	18	0	
10/23	vs. Oakland	2	9	4.5	5	0	
10/27	at Tennessee	6	70	11.7	21	0	
11/06	at Kansas City						
11/13	vs. Houston						
11/20	at Detroit						
11/27	at Buffalo						
12/04	vs. Denver						
12/11	vs. Minnesota						
12/18	at Houston						
12/24	vs. Tennessee						
01/01	at Indianapolis						
2016 totals:		32	366	11.4	35	3	

PLAYER BIOS



2015 GAME-BY-GAME STATISTICS

DATE	OPP	RECs	YDS	AVG.	LG	TD
09/13	vs. Carolina	1	27	27.0	27	0
09/20	vs. Miami	6	155	25.8	52	2
09/27	at New England	4	68	17.0	37	0
10/04	at Indianapolis	4	80	20.0	48	0
10/11	at Tampa Bay	7	72	10.3	21	2
10/18	vs. Houston	6	86	14.3	25	1
10/25	vs. Buffalo	6	98	16.3	23	1
	BYE WEEK					
11/08	at N.Y. Jets	6	121	20.2	44	0
11/15	at Baltimore	5	51	10.2	16	1
11/19	vs. Tennessee	5	113	22.6	38	0
11/29	vs. San Diego	5	56	11.2	25	1
12/06	at Tennessee	10	153	15.3	44	3
12/13	vs. Indianapolis	1	4	4.0	4t	1
12/20	vs. Atlanta	3	57	19.0	25	1
12/27	at New Orleans	6	151	25.2	90t	1
01/03	at Houston	5	108	21.6	36	0
2015 totals:		80	1,400	17.5	90t	14*

* single-season franchise record and tied for NFL lead



2014 GAME-BY-GAME STATISTICS

DATE	OPP	RECs	YDS	AVG.	LG	TD
09/07	at Philadelphia	1	0	0.0	0	0
09/14	at Washington	4	75	18.8	54	0
09/21	vs. Indianapolis	7	79	11.3	21	0
09/28	at San Diego	5	38	7.6	14	0
10/05	vs. Pittsburgh	5	51	10.2	17	0
10/12	at Tennessee	8	68	8.5	15	0
10/19	vs. Cleveland	4	60	15.0	31t	1
10/26	vs. Miami	5	82	16.4	48t	1
11/02	at Cincinnati	4	35	8.8	13	0
11/09	vs. Dallas	5	60	12.0	31	0
	BYE WEEK					
11/23	at Indianapolis			IR		
11/30	vs. N.Y. Giants			IR		
12/07	vs. Houston			IR		
12/14	at Baltimore			IR		
12/18	vs. Tennessee			IR		
12/28	at Houston			IR		
2014 totals:		48	548	11.4	54	2

PLAYER BIOS

16 DENARD ROBINSON

RUNNING BACK
6-0 215 LBS.
MICHIGAN
BORN SEPTEMBER 22, 1990
DEERFIELD BEACH, FLORIDA
ACQ: 5TH ROUND OF 2013 DRAFT (135TH)
EXP: 4TH YEAR



TRANSACTIONS

Originally drafted by Jacksonville in the fifth round (135th overall) of the 2013 draft

PRO (Games played/started - 49/12)

- Fourth-year RB has played 49 games to begin his career with 12 starts, seeing action at QB, WR, RB and on special teams
- Has 226 career rushes for 928 yards (4.1 rush avg.), 45 receptions for 295 yards (6.6 rec. avg.) and six kickoff returns for 142 yards (23.67 return avg.)
- Added five special teams tackles
- Has two 100-yard rushing games in his 43-game pro career
- Made transition from collegiate quarterback to WR/RB/QB in the NFL

2016 (w/ JAX - 7/0)

- **9/11 vs. G.B.:** Rushed three times for seven yards in team's season opener
- **9/18 at S.D.:** Recorded one rush for seven yards and one reception for seven yards
- **9/25 vs. BAL:** Recovered the **Devin Hester** muffed punt with 9:01 left in the 4th quarter, which set up **K Jason Myers'** 49-yard field goal four plays later
- **10/2 vs. IND:** Saw action on special teams
- **10/16 at CHI:** Saw action on special teams
- **10/23 vs. OAK:** Saw action on special teams
- **10/27 at TEN:** Saw action on special teams

2015 (w/ JAX - 13/3)

- Played 13 games with three starts at RB and totaled 67 rushes for 266 yards (4.0 rush avg.) and 21 receptions for 164 yards (7.8 rec. avg.)
- **9/13 vs. CAR:** Rushed five times for 19 yards (3.8 avg.) and recorded two receptions for 26 yards (13.0 avg.)
 - **10/18 vs. HOU:** Rushed seven times for 19 yards (2.7 rush avg.) and had three receptions for 19 yards (6.3 rec. avg.)
 - **11/29 vs. S.D.:** Had three rushes for 23 yards (7.7 rush avg.) and one reception for nine yards (9.0 avg.)
 - **12/6 at TEN:** Rushed three times for 21 yards (7.0 rush avg.), had one reception for two yards (2.0 rec. avg.) and two kickoff returns for 54 yards (27.0 avg.)
 - **12/13 vs. IND:** Recorded a season-high 14 carries for 75 yards (5.4 rush avg.) and one TD ... Added one reception for 12 yards
 - **12/20 vs. ATL:** Earned his first start of the season, rushing 14 times for 28 yards (2.0 rush avg.) and hauled in eight receptions for 46 yards (5.8 rec. avg.)
 - **12/27 at N.O.:** Had six rushes for 20 yards (3.3 rush avg.) and five receptions for 51 yards (10.2 rec. avg.)

2014 (w/ JAX - 13/9)

- Played in 13 games with nine starts ... Missed the final three games with a foot injury ... Posted team-high 582 yards and four TDs on 135 carries and added 23 receptions for 124 yards ... Added one special teams tackle ... Had first two career 100-yard rushing games
- **9/7 at PHI:** Saw action at RB in season-opener and on special teams, finishing with eight yards on three rushes and a three-yard reception
 - **9/28 at S.D.:** Totaled nine rushes for 25 yards and added three receptions for seven yards
 - **10/12 at TEN:** Made first career start at RB and had five rushes for 22 yards (4.4 avg.) and three receptions for 14 yards (4.7 avg.) including a career-long 12 yard catch
 - **10/19 vs. CLE:** Started at RB and produced career-best totals with 22 rushes for 127 yards (5.8 avg.) and one TD ... Scored his first career TD on an eight-yard run in the fourth quarter
 - **10/26 vs. MIA:** Recorded second consecutive 100-yard rushing game, rushing for 108 yards on 18 carries (6.0 avg.) including a career-long 41-yard run in the first quarter ... Had a 10-yard reception and one special teams tackle ... Became first Jaguars player since RB **Maurice Jones-Drew** in 2011 to record back-to-back 100-yard rushing games
 - **11/2 at CIN:** Had third straight game with 90-plus rushing yards, finishing with 94 yards on 17 carries with a TD and added two receptions or 10 yards
 - **11/9 vs. DAL:** Scored a career-high two rushing TDs and finished with 60 yards on 15 carries ... Added two receptions for 10 yards ... Scored the club's first TD on a 32-yard run in the first quarter
 - **12/16:** Was placed on injured reserve

2013 (w/ JAX - 16/0)

One of only two rookies (Demetrius McCray) to play in all 16 games ... Had 20 rushes for 66 yards with a long of 24 yards ... Added four kickoff returns for 88 yards (22.0 avg.) and one special teams tackle

- **9/8 vs. K.C.:** Made NFL debut, seeing action at RB and QB. Had two carries for one yard
- **9/22 at SEA:** Saw action on offense and special teams ... Fumbled on exchange with WR **Ace Sanders** in Wildcat formation in the third quarter and it was recovered by Seattle ... Saw action as kick returner and returned two kicks for 54 yards with a long of 27
- **12/15 vs. BUF:** Produced a season-high 28 yards on two carries ... Had a 24-yard run in the third quarter but fumbled at the one-yard line and the play resulted in a touchback

COLLEGE (at Michigan, 2009-12)

- Four-year letterman and appeared in 49 games, making 37 starts – 35 at QB and two at RB
- Holds the NCAA record for career rushing yards by a QB (4,495)
- Became the first player in NCAA history to pass for 2,500 yards and rush for 1,500 yards in a single season
- Set the NCAA-record for single-season rushing yards by a QB (1,702)
- Fourth player in NCAA history to gain 2,000 yards passing and 1,000 yards rushing in a season twice in his career (2010, 2011) – Brad Smith (Missouri), Joe Webb (UAB) and Colin Kaepernick (Nevada)
- Eighth player in NCAA history to rush for 40 TDs and pass for 40 TDs
- Named All-Big Ten honorable mention as a senior, completing 89 of 166 passes for 1,319 yards, nine TDs and eight INTs
- Named U-M's Bo Schembechler Team MVP as a junior
- Majored in general studies.

PERSONAL

- Attended Deerfield Beach (Fla.) High School
- Completed 262 of 576 attempts for 4,784 yards and 44 TDs as a three-year starting QB and rushed 217 times for 1,132 yards and 13 TDs
- As a senior, completed 100 of 231 passes for 1,872 yards and 18 TDs and rushed 93 times for 538 yards and eight TDs
- Contributed 19 total TDs during his junior season
- Named Prep Star All-America and named to the publication's Top 250
- Member of the 2008 FHSAA track state champion on the 4x100-meter relay team
- Nicknamed "Shoelace"
- Twitter handle is @DenardX



REGULAR SEASON CAREER STATISTICS

RUSHING

YEAR	TEAM	GP/GS	NO	YDS	AVG	LG	TD
2013	JAX	16/0	20	66	3.3	24	0
2014	JAX	13/9	135	582	4.3	41	4
2015	JAX	13/3	67	266	4.0	31	1
2016	JAX	7/0	4	14	3.5	7	0
NFL totals: 4 yrs.		49/12	226	928	4.1	41	0

RECEIVING

YEAR	TEAM	GP/GS	RECS	YDS	AVG	LG	TD
2013	JAX	16/0	0	0	0	0	0
2014	JAX	13/9	23	124	5.4	19	0
2015	JAX	13/3	21	165	7.8	16	0
2016	JAX	7/0	1	7	7.0	7	0
NFL totals: 4 yrs.		49/12	45	295	6.6	19	0

Additional statistics: Kickoff returns: 2-54, LG 31 in 2015; 4-88, LG 27 in 2013
Passing: 0 for 1 in 2013, 0 for 1 in 2014
Special teams tackles: 1 in 2013; 4 in 2015, 1 in 2016



CAREER HIGHS

	GAME	SEASON
Rushes:	22 (10/19/14 vs. CLE)	135 (2014)
Rushing yards:	127 (10/19/14 vs. CLE)	582 (2014)
Longest rush:	41 (10/26/14 vs. MIA)	41 (2014)
Rushing touchdowns:	2 (11/9/14 vs. DAL)	4 (2014)
Receptions:	8 (12/20/15 vs. ATL)	23 (2014)
Receiving yards:	51 (12/27/15 at N.O.)	165 (2015)
Longest reception:	19 (11/23/14 at IND)	19 (2014)

PLAYER BIOS

2016 GAME-BY-GAME STATISTICS

DATE	OPP	RUSHING					RECEIVING				
		NO	YDS	AVG	LG	TD	NO	YDS	AVG	LG	TD
09/11	vs. Green Bay	3	7	2.3	3	0	0	0	0.0	0	0
09/18	at San Diego	1	7	7.0	7	0	1	7	7.0	7	0
09/25	vs. Baltimore	0	0	0.0	0	0	0	0	0.0	0	0
10/02	vs. Indianapolis	0	0	0.0	0	0	0	0	0.0	0	0
BYE WEEK											
10/16	at Chicago	0	0	0.0	0	0	0	0	0.0	0	0
10/23	vs. Oakland	0	0	0.0	0	0	0	0	0.0	0	0
10/27	at Tennessee	0	0	0.0	0	0	0	0	0.0	0	0
11/06	at Kansas City										
11/13	vs. Houston										
11/20	at Detroit										
11/27	at Buffalo										
12/04	vs. Denver										
12/11	vs. Minnesota										
12/18	at Houston										
12/24	vs. Tennessee										
01/01	at Indianapolis										
2016 totals:		4	14	3.5	7	0	1	7	7.0	7	0

2015 GAME-BY-GAME STATISTICS

DATE	OPP	RUSHING					RECEIVING				
		NO	YDS	AVG	LG	TD	NO	YDS	AVG	LG	TD
09/13	vs. Carolina	5	19	3.8	6	0	2	26	13.0	15	0
09/20	vs. Miami	1	9	9.0	9	0	0	0	0.0	0	0
09/27	at New England										
10/04	at Indianapolis										
10/11	at Tampa Bay										
10/18	vs. Houston	7	19	2.7	4	0	3	19	6.3	9	0
10/25	vs. Buffalo	0	0	0.0	0	0	0	0	0.0	0	0
BYE WEEK											
11/08	at N.Y. Jets	1	2	2.0	2	0	0	0	0.0	0	0
11/15	at Baltimore	1	1	1.0	1	0	0	0	0.0	0	0
11/19	vs. Tennessee	7	27	3.9	10	0	0	0	0.0	0	0
11/29	vs. San Diego	3	23	7.7	19	0	1	9	9.0	9	0
12/06	at Tennessee	3	21	7.0	13	0	1	2	2.0	2	0
12/13	vs. Indianapolis	14	75	5.4	31	1	1	12	12.0	12	0
12/20	vs. Atlanta	14	28	2.0	9	0	8	46	5.8	13	0
12/27	at New Orleans	6	20	3.3	7	0	5	51	10.2	16	0
01/03	at Houston	5	9	1.8	9	0	0	0	0.0	0	0
2015 totals:		67	266	4.0	31	1	21	164	7.8	16	0

2014 GAME-BY-GAME STATISTICS

DATE	OPP	RUSHING					RECEIVING				
		NO	YDS	AVG	LG	TD	NO	YDS	AVG	LG	TD
09/07	at Philadelphia	3	8	2.7	6	0	1	3	3.0	3	0
09/14	at Washington	0	0	0.0	0	0	2	14	7.0	8	0
09/21	vs. Indianapolis	8	33	4.1	10	0	0	0	0.0	0	0
09/28	at San Diego	9	25	2.8	10	0	3	7	2.3	0	0
10/05	vs. Pittsburgh	3	6	2.0	6	0	2	-1	-0.5	1	0
10/12	at Tennessee	5	22	4.4	6	0	3	14	4.7	12	0
10/19	vs. Cleveland	22	127	5.8	20	1	0	0	0.0	0	0
10/26	vs. Miami	18	108	6.0	41	0	1	10	10.0	10	0
11/02	at Cincinnati	17	94	5.5	39	1	2	10	5.0	12	0
11/09	vs. Dallas	15	60	4.0	32	2	2	10	5.0	9	0
BYE WEEK											
11/23	at Indianapolis	14	25	1.8	9	0	4	47	11.8	19	0
11/30	vs. N.Y. Giants	11	44	4.0	17	0	3	10	3.3	7	0
12/07	vs. Houston	10	30	3.0	16	0	0	0	0.0	0	0
12/14	at Baltimore										
12/18	vs. Tennessee										
12/28	at Houston										
2014 totals:		135	582	4.3	41	4	23	124	5.4	19	0

2013 GAME-BY-GAME STATISTICS

DATE	OPP	RUSHING					RECEIVING				
		NO	YDS	AVG	LG	TD	NO	YDS	AVG	LG	TD
09/08	vs. Kansas City	2	1	0.5	1	0	0	0	0.0	0	0
09/15	at Oakland	1	0	0.0	0	0	0	0	0.0	0	0
09/22	at Seattle	2	-2	-2.0	-2	0	0	0	0.0	0	0
09/29	vs. Indianapolis	0	0	0.0	0	0	0	0	0.0	0	0
10/06	at St. Louis	0	0	0.0	0	0	0	0	0.0	0	0
10/13	at Denver	1	2	2.0	2	0	0	0	0.0	0	0
10/20	vs. San Diego	1	9	9.0	9	0	0	0	0.0	0	0
10/27	vs. San Francisco	4	15	3.8	7	0	0	0	0.0	0	0
BYE WEEK											
11/10	at Tennessee	4	3	0.8	2	0	0	0	0.0	0	0
11/17	vs. Arizona	0	0	0.0	0	0	0	0	0.0	0	0
11/24	at Houston	0	0	0.0	0	0	0	0	0.0	0	0
12/01	at Cleveland	0	0	0.0	0	0	0	0	0.0	0	0
12/05	vs. Houston	2	-1	-0.5	2	0	0	0	0.0	0	0
12/15	vs. Buffalo	2	28	14.0	24	0	0	0	0.0	0	0
12/22	vs. Tennessee	1	11	11.0	11	0	0	0	0.0	0	0
12/29	at Indianapolis	0	0	0.0	0	0	0	0	0.0	0	0
2013 totals:		20	66	3.3	24	0	0	0	0.0	0	0

PLAYER BIOS

69

TYLER SHATLEY

GUARD

6-3 305 LBS.

CLEMSON

BORN MAY 5, 1991

ICARD, NORTH CAROLINA

ACQ: ROOKIE FREE AGENT 2014

EXP: 3RD YEAR



TRANSACTIONS:

Originally signed by Jacksonville as an undrafted rookie on 5/12/14

PRO (Games played/started - 21/1)

- Has played in 21 games in three seasons with the team, primarily on special teams
- Was one of three undrafted rookies to make opening day roster in 2014

2016 (w/ JAX - 7/1)

- **9/11 vs. G.B.:** Played 11 snaps on special teams in team's season opener
- **9/18 at S.D.:** Saw action on special teams
- **9/25 vs. BAL:** Started at center and played in all 66 offensive snaps
- **10/2 vs. IND:** Played three snaps at guard and saw time on special teams
- **10/16 at CHI:** Saw action on special teams
- **10/23 vs. OAK:** Saw action on special team
- **10/27 at TEN:** Saw action on special teams

2015 (w/ JAX - 13/0)

- Saw action in 13 games, primarily on special teams

2014 (w/ JAX - 1/0)

- Earned spot on opening day roster after joining club as a rookie free agent
- Was inactive for 15 games
 - **11/9 vs. DAL:** Made NFL debut and played RG for the entire second half

COLLEGE (at Clemson, 2009-13)

- Began his career as a fullback, before moving to the defensive line in 2010 and the offensive line in the spring of 2012
- Played in 51 games with 27 starts
- Started 25 games on offense over his final two seasons and registered 60 knock-downs on 1,776 snaps
- As a senior in 2013, was a team captain and earned third-team All-ACC honors
- As a junior in 2013, named a Strength & Conditioning All-American by the NSCA
- Graduated with a degree in civil engineering

PERSONAL

- Attended East Burke (Icard, N.C.) High School where he was the No. 3 rated FB in the nation by Tom Lemming
- Did not play on the offensive line in HS
- As a FB, had 2,000 rushing yards and 31 TDs in his junior and senior seasons
- Also served as the team's punter and averaged 40.7 yards per punt
- Full name is Christian Tyler Shatley
- Twitter handle is @tyler_shatley

PLAYER BIOS

55

DAN SKUTA



LINEBACKER

6-2 265 LBS.

GRAND VALLEY STATE

BORN APRIL 21, 1986

FLINT, MICHIGAN

ACQ: UNRESTRICTED FREE AGENT (SAN FRANCISCO) 2015

EXP: 8TH YEAR

TRANSACTIONS

Originally signed by Cincinnati as an undrafted rookie on 4/30/09 ... Waived on 9/5/09 ... Signed by Cincinnati to the practice squad on 9/6/09 ... Promoted to Cincinnati's 53-man roster on 10/8/09 ... Signed by San Francisco as an unrestricted free agent on 3/14/13 ... Signed by Jacksonville as an unrestricted free agent on 3/11/15

PRO (Games played/started - 105/33)

- Eighth-year OLB has spent time with Cincinnati and San Francisco before signing as an unrestricted free agent with Jacksonville on March 11, 2015
- Versatile athlete has appeared in games at OLB, MLB, DE and FB
- Has played in 105 games with 33 career starts
- Career totals include 140 tackles (99 solo), 7.0 sacks, five passes defended, nine QB hits, 11 tackles for loss, five forced fumbles and one fumble recovery
- Has seen action in six postseason games, totaling four tackles, including 2.0 sacks

2016 (w/ JAX - 6/2)

- **9/11 vs. G.B.:** Recorded one solo tackle at LB and played on special teams
- **9/18 at S.D.:** Started at OTTO and saw action at special teams
- **9/25 vs. BAL:** Started at OTTO and recorded one solo tackle while also seeing action on special teams
- **10/2 vs. IND:** Inactive (hip)
- **10/16 at CHI:** Saw action at OTTO and on special teams
- **10/23 vs. OAK:** Saw action at OTTO and on special teams
- **10/27 at TEN:** Saw action at OTTO and registered three tackles (two solo)

2015 (w/ JAX - 13/8)

- Played in 13 games with eight starts at OTTO in his first season with the Jaguars
- Made 37 tackles (31 solo), including three tackles for loss, 1.5 sacks, one pass defended and one forced fumble
- **9/13 vs. CAR:** Made six solo tackles, including 1.0 sack in Jaguars debut
- **10/4 at IND:** Made four tackles (three solo) and one forced fumble
- **10/18 vs. HOU:** Made two tackles (one solo), including a half-sack ... Added two special teams tackles
- **10/25 vs. BUF:** Made six solo tackles
- **12/27 at N.O.:** Started at OTTO and made four tackles (three solo)

2014 (w/ S.F. - 14/11)

- Started a career-high 11 of 14 games and had the best statistical season of his career
- Posted career-highs in tackles (27), sacks (5.0), QB hits (five), tackles for loss (five) and forced fumbles (three)
- **9/7 at DAL:** Started the season opener and totaled two tackles and one forced fumble
- **10/13 at STL:** Registered a career-high 2.0 sacks and forced one fumble
- **12/7 at OAK:** Started at LB and made a season-high five tackles (four solo), including 1.0 sack
- **12/14 at SEA:** Registered two tackles, including a sack in a second straight game
- **12/20 vs. S.D.:** Started at LB and posted a sack in a third straight game
- **12/28 vs. ARI:** Registered three tackles (one solo) in the season finale

2013 (w/ S.F. - 16/8)

- Played in all 16 games for the fourth consecutive season and made eight starts in his first season with San Francisco after signing as an unrestricted free agent
- Season totals included 22 tackles (15 solo), two passes defended, three QB hits, three tackles for loss and one fumble recovery
- **10/6 vs. HOU:** Posted three solo tackles, including one tackle for loss
- **10/27 at JAX:** Registered a career-high six solo tackles, including one tackle for loss and recovered a fumble and returned it 47 yards for a TD
- **11/10 vs. CAR:** Started at LB and made four tackles (two solo) and two passes defended
- **1/12 at CAR:** Posted his first career postseason sack in the Divisional Playoff Round
- **1/19 at SEA:** Registered a sack in his second straight postseason game in the NFC Championship game

2012 (w/ CIN - 16/0)

- Saw action in all 16 games for the third consecutive season
- Season totals included 10 tackles (five solo), one pass defended and 11 special teams tackles
- **12/30 vs. BAL:** Posted a season-high four tackles (one solo) in the season finale

2011 (w/ CIN - 16/3)

- Played in all 16 games for the second straight season and made three starts at MLB
- Season totals included 20 tackles (nine solo), 0.5 sacks, one forced fumble and 11 special teams tackles
- **9/25 vs. S.F.:** Posted four tackles (one solo) and made a half-sack, the first of his career
- **10/16 vs. IND:** Made his first start of the season at MLB and posted a season-high five tackles (two solo)

2010 (w/ CIN - 16/1)

- Saw action in all 16 games for the first time in his career and added one start
- Posted a career-high 15 special teams tackles
- **12/5 vs. N.O.:** Started the first game of his career at FB and matched his season-high of three special teams tackles

2009 (w/ CIN - 8/0)

- Played in eight games as a rookie after originally signing as an undrafted free agent
- **10/11 at BAL:** Made his NFL debut on after being promoted to the active roster from the team's practice squad on Oct. 8
- **1/9 vs. NYJ:** Made his postseason debut in the Wild Card Playoff Round and posted one special teams tackle

COLLEGE (at Grand Valley State, 2005-08)

- First-team All-America honors in NCAA Division II as a senior at Grand Valley State (Allendale, Mich.), and helped lead his teams to four-year record of 51-2, with two national titles
- Played DL and LB during his four seasons (2005-08)
- Posted 33.5 career sacks, the third-most in NCAA Division II history
- Team won by 24 or more points in 25 of his 53 career games
- Started his college career 40-0, going 13-0, 15-0 and 12-0 before losing in the 2007 NCAA Division II playoffs.

PERSONAL

- Attended Carman-Ainsworth (Mich.) High School where he was a two-way senior and tallied 116 tackles and rushed for 1,092 yards and 20 TDs
- Also lettered in baseball
- Twitter handle is @DSkuta51

REGULAR SEASON CAREER STATISTICS

YEAR	TEAM	GP/GS	TKL	SOLO	ASST	TFL	SACKS	FF	FR	INT	PD
2009	CIN	8/0	0	0	0	0	0.0	0	0	0	0
2010	CIN	16/1	2	0	2	0	0.0	0	0	0	0
2011	CIN	16/3	34	21	13	0	0.5	1	0	0	0
2012	CIN	16/0	12	6	6	0	0.0	0	0	0	1
2013	S.F.	16/8	22	15	7	3	0.0	0	1	0	2
2014	S.F.	14/11	27	21	6	5	5.0	3	0	0	1
2015	JAX	13/8	37	31	6	3	1.5	1	0	0	1
2016	JAX	6/2	6	5	1	0	0.0	0	0	0	0
NFL totals: 8 yrs.		105/33	140	99	41	11	7.0	5	1	0	5

Additional statistics: Special teams tackles: 73 over career; three in 2015, seven in 2014, seven in 2013, 17 in 2012, 13 in 2011, 16 in 2010 and 10 in 2009.

POSTSEASON CAREER STATISTICS

YEAR	TEAM	GP/GS	TKL	SOLO	ASST	SACKS	FF	FR	INT	PD
2009	CIN	1/0	0	0	0	0.0	0	0	0	0
2011	CIN	1/0	1	1	0	0.0	0	0	0	0
2012	CIN	1/0	1	1	0	0.0	0	0	0	0
2013	S.F.	3/0	2	2	0	2.0	0	0	0	0
NFL totals: 7 yrs.		6/0	4	4	0	2.0	0	0	0	0

Additional statistics: Special teams tackles: 3 over career; two in 2013, one in 2009.

CAREER HIGHS

	GAME	SEASON
Tackles:	9 (11/6/11 at TEN)	37 (2015)
Sacks:	2.0 (10/13/14 at STL)	5.0 (2014)
Forced fumbles:	1 (three times; last: 12/20/14 vs. S.D.)	3 (2014)
Fumble recoveries:	1 (10/27/13 at JAX)	1 (2013)
Passes defended:	2 (11/10/13 vs. CAR)	2 (2013)

PLAYER BIOS



2016 GAME-BY-GAME STATISTICS

DATE	OPP	TKL	SOLO	ASST	TFL	SACKS	ST	FF	FR	INT	PD
09/11	vs. Green Bay	1	1	0	0	0.0	0	0	0	0	0
09/18	at San Diego	0	0	0	0	0.0	0	0	0	0	0
09/25	vs. Baltimore	1	1	0	0	0.0	0	0	0	0	0
10/02	vs. Indianapolis					ina					
BYE WEEK											
10/16	at Chicago	0	0	0	0	0.0	0	0	0	0	0
10/23	vs. Oakland	1	1	0	0	0.0	0	0	0	0	0
10/27	at Tennessee	3	2	1	0	0.0	0	0	0	0	0
11/06	at Kansas City										
11/13	vs. Houston										
11/20	at Detroit										
11/27	at Buffalo										
12/04	vs. Denver										
12/11	vs. Minnesota										
12/18	at Houston										
12/24	vs. Tennessee										
01/01	at Indianapolis										
2016 totals:		6	5	1	0	0.0	0	0	0	0	0



2015 GAME-BY-GAME STATISTICS

DATE	OPP	TKL	SOLO	ASST	TFL	SACKS	ST	FF	FR	INT	PD
09/13	vs. Carolina	6	6	0	1	1.0	1	0	0	0	0
09/20	vs. Miami	2	2	0	1	0.0	0	0	0	0	1
09/27	at New England	2	2	0	0	0.0	0	0	0	0	0
10/04	at Indianapolis	4	3	1	0	0.0	0	1	0	0	0
10/11	at Tampa Bay	3	3	0	1	0.0	0	0	0	0	0
10/18	vs. Houston	2	1	1	0	0.5	2	0	0	0	0
10/25	vs. Buffalo	6	6	0	0	0.0	0	0	0	0	0
BYE WEEK											
11/08	at N.Y. Jets	1	1	0	0	0.0	0	0	0	0	0
11/15	at Baltimore					ina					
11/19	vs. Tennessee	1	1	0	0	0.0	0	0	0	0	0
11/29	vs. San Diego					ina					
12/06	at Tennessee					ina					
12/13	vs. Indianapolis	1	1	0	0	0.0	0	0	0	0	0
12/20	vs. Atlanta	1	1	0	0	0.0	0	0	0	0	0
12/27	at New Orleans	4	3	1	0	0.0	0	0	0	0	0
01/03	at Houston	4	1	3	0	0.0	0	0	0	0	0
2015 totals:		37	31	6	3	1.5	3	1	0	0	1



2014 GAME-BY-GAME STATISTICS

DATE	OPP	TKL	SOLO	ASST	TFL	SACKS	FF	FR	INT	PD	
09/07	at Dallas	4	2	2	0	0.0	1	0	0	0	
09/14	vs. Chicago	3	1	2	0	0.0	0	0	0	0	
09/21	at Arizona	2	2	0	0	0.0	0	0	0	1	
09/28	vs. Philadelphia	2	1	1	0	0.0	0	0	0	0	
10/05	vs. Kansas City	4	2	2	0	0.0	0	0	0	0	
10/13	at St. Louis	4	3	1	2	2.0	1	0	0	0	
10/19	at Denver	2	0	2	0	0.0	0	0	0	0	
BYE WEEK											
11/02	vs. St. Louis	1	0	1	0	0.0	0	0	0	0	
11/09	at New Orleans					ina					
11/16	at N.Y. Giants					ina					
11/23	vs. Washington	0	0	0	0	0.0	0	0	0	0	
11/27	vs. Seattle	0	0	0	0	0.0	0	0	0	0	
12/07	at Oakland	7	4	3	1	1.0	0	0	0	0	
12/14	at Seattle	0	0	0	1	1.0	0	0	0	0	
12/20	vs. San Diego	3	2	1	1	1.0	1	0	0	0	
12/28	vs. Arizona	3	2	1	0	0.0	0	0	0	0	
2014 totals:		35	19	16	5	5.0	3	0	0	1	

Additional statistics: seven special teams tackles



2013 GAME-BY-GAME STATISTICS

DATE	OPP	TKL	SOLO	ASST	TFL	SACKS	FF	FR	INT	PD	
09/08	vs. Green Bay	0	0	0	0	0.0	0	0	0	0	
09/15	at Seattle	1	0	1	0	0.0	0	0	0	0	
09/22	vs. Indianapolis	0	0	0	0	0.0	0	0	0	0	
09/26	at St. Louis	2	2	0	0	0.0	0	0	0	0	
10/06	vs. Houston	4	3	1	0	0.0	0	0	0	0	
10/13	vs. Arizona	1	0	1	0	0.0	0	0	0	0	
10/20	at Tennessee	1	0	1	0	0.0	0	0	0	0	
10/27	at Jacksonville	8	6	2	0	0.0	0	1	0	0	
BYE WEEK											
11/10	vs. Carolina	3	2	1	0	0.0	0	0	0	2	
11/17	at New Orleans	5	2	3	0	0.0	0	0	0	0	
11/25	at Washington	2	1	1	0	0.0	0	0	0	0	
12/01	vs. St. Louis	2	0	2	0	0.0	0	0	0	0	
12/08	vs. Seattle	1	1	0	0	0.0	0	0	0	0	
12/15	at Tampa Bay	0	0	0	0	0.0	0	0	0	0	
12/23	vs. Atlanta	2	0	2	0	0.0	0	0	0	0	
12/29	at Arizona	2	1	1	0	0.0	0	0	0	0	
2013 totals:		34	18	16	0	0.0	0	1	0	2	

01/05	at Green Bay	0	0	0	0	0.0	0	0	0	0
01/12	at Carolina	2	2	0	1	1.0	0	0	0	0
01/19	at Seattle	3	1	2	1	1.0	0	0	0	0
Postseason totals:		5	3	2	2	2.0	0	0	0	0



2012 GAME-BY-GAME STATISTICS

DATE	OPP	TKL	SOLO	ASST	TFL	SACKS	FF	FR	INT	PD	
09/10	at Baltimore	2	1	1	0	0.0	0	0	0	0	
09/16	vs. Cleveland	0	0	0	0	0.0	0	0	0	0	
09/23	at Washington	0	0	0	0	0.0	0	0	0	0	
09/30	at Jacksonville	0	0	0	0	0.0	0	0	0	0	
10/07	vs. Miami	1	0	1	0	0.0	0	0	0	0	
10/14	at Cleveland	2	1	1	0	0.0	0	0	0	0	
10/21	vs. Pittsburgh	1	1	0	0	0.0	0	0	0	0	
BYE WEEK											
11/04	vs. Denver	0	0	0	0	0.0	0	0	0	0	
11/11	vs. N.Y. Giants	1	1	0	0	0.0	0	0	0	0	
11/18	at Kansas City	0	0	0	0	0.0	0	0	0	0	
11/25	vs. Oakland	0	0	0	0	0.0	0	0	0	0	
12/02	at San Diego	0	0	0	0	0.0	0	0	0	0	
12/09	vs. Dallas	1	1	0	0	0.0	0	0	0	0	
12/13	at Philadelphia	0	0	0	0	0.0	0	0	0	0	
12/23	at Pittsburgh	0	0	0	0	0.0	0	0	0	0	
12/30	vs. Baltimore	0	0	0	0	0.0	0	0	0	1	
2012 totals:		12	6	6	0	0.0	0	0	0	1	

01/05	at Houston	2	2	0	0	0.0	0	0	0	0
Postseason totals:		2	2	0	0	0.0	0	0	0	0



2011 GAME-BY-GAME STATISTICS

DATE	OPP	TKL	SOLO	ASST	TFL	SACKS	FF	FR	INT	PD	
09/10	at Baltimore	2	1	1	0	0.0	0	0	0	0	
09/16	vs. Cleveland	0	0	0	0	0.0	0	0	0	0	
09/23	at Washington	0	0	0	0	0.0	0	0	0	0	
09/30	at Jacksonville	0	0	0	0	0.0	0	0	0	0	
10/07	vs. Miami	1	0	1	0	0.0	0	0	0	0	
10/14	at Cleveland	2	1	1	0	0.0	0	0	0	0	
10/21	vs. Pittsburgh	1	1	0	0	0.0	0	0	0	0	
BYE WEEK											
11/04	vs. Denver	0	0	0	0	0.0	0	0	0	0	
11/11	vs. N.Y. Giants	1	1	0	0	0.0	0	0	0	0	
11/18	at Kansas City	0	0	0	0	0.0	0	0	0	0	
11/25	vs. Oakland	0	0	0	0	0.0	0	0	0	0	
12/02	at San Diego	0	0	0	0	0.0	0	0	0	0	
12/09	vs. Dallas	1	1	0	0	0.0	0	0	0	0	
12/13	at Philadelphia	0	0	0	0	0.0	0	0	0	0	
12/23	at Pittsburgh	0	0	0	0	0.0	0	0	0	0	
12/30	vs. Baltimore	0	0	0	0	0.0	0	0	0	1	
2011 totals:		12	6	6	0	0.0	0	0	0	1	

01/05	at Houston	2	2	0	0	0.0	0	0	0	0
Postseason totals:		2	2	0	0	0.0	0	0	0	0

PLAYER BIOS



2010 GAME-BY-GAME STATISTICS

DATE	OPP	TKL	SOLO	ASST	TFL	SACKS	FF	FR	INT	PD
09/12	at New England	0	0	0	0	0.0	0	0	0	0
09/19	vs. Baltimore	0	0	0	0	0.0	0	0	0	0
09/26	at Carolina	0	0	0	0	0.0	0	0	0	0
10/03	at Cleveland	0	0	0	0	0.0	0	0	0	0
10/10	vs. Tampa Bay	0	0	0	0	0.0	0	0	0	0
BYE WEEK										
10/24	at Atlanta	0	0	0	0	0.0	0	0	0	0
10/31	vs. Miami	0	0	0	0	0.0	0	0	0	0
11/08	vs. Pittsburgh	0	0	0	0	0.0	0	0	0	0
11/14	at Indianapolis	0	0	0	0	0.0	0	0	0	0
11/21	vs. Buffalo	0	0	0	0	0.0	0	0	0	0
11/25	at N.Y. Jets	0	0	0	0	0.0	0	0	0	0
12/05	vs. New Orleans	0	0	0	0	0.0	0	0	0	0
12/12	at Pittsburgh	0	0	0	0	0.0	0	0	0	0
12/19	vs. Cleveland	0	0	0	0	0.0	0	0	0	0
12/26	vs. San Diego	2	0	2	0	0.0	0	0	0	0
01/02	at Baltimore	0	0	0	0	0.0	0	0	0	0
2010 totals:		2	0	2	0	0.0	0	0	0	0



2009 GAME-BY-GAME STATISTICS

DATE	OPP	TKL	SOLO	ASST	TFL	SACKS	FF	FR	INT	PD
09/13	vs. Denver					ps				
09/20	at Green Bay					ps				
09/27	vs. Pittsburgh					ps				
10/04	at Cleveland					ps				
10/11	at Baltimore	0	0	0	0	0.0	0	0	0	0
10/18	vs. Houston	0	0	0	0	0.0	0	0	0	0
10/25	vs. Chicago	0	0	0	0	0.0	0	0	0	0
BYE WEEK										
11/08	vs. Baltimore	0	0	0	0	0.0	0	0	0	0
11/15	at Pittsburgh	0	0	0	0	0.0	0	0	0	0
11/22	at Oakland	0	0	0	0	0.0	0	0	0	0
11/29	vs. Cleveland	0	0	0	0	0.0	0	0	0	0
12/06	vs. Detroit	0	0	0	0	0.0	0	0	0	0
12/13	at Minnesota	0	0	0	0	0.0	0	0	0	0
12/20	at San Diego	0	0	0	0	0.0	0	0	0	0
12/27	vs. Kansas City	0	0	0	0	0.0	0	0	0	0
01/03	at N.Y. Jets	0	0	0	0	0.0	0	0	0	0
2009 totals:		0	0	0	0	0.0	0	0	0	0

PLAYER BIOS

98

CHRIS SMITH

DEFENSIVE END

6-1 270 LBS.


ARKANSAS

BORN FEBRUARY 11, 1992

MOUNT ULLA, NORTH CAROLINA

ACQ: 5TH ROUND OF 2014 DRAFT (159TH)

EXP: 3RD YEAR



TRANSACTIONS

Originally drafted by Jacksonville in the fifth round (159th overall) of the 2014 draft

PRO (Games played/started - 15/0)

- Second-year DE was a fifth-round draft pick in 2014
- Has played in 15 games and totaled 19 tackles (15 solo), 4.5 sacks, three tackles for loss, four QB hits, one forced fumble and one pass defended

2016 (w/ JAX - 2/0)

- **9/11 vs. G.B.:** Inactive
- **9/18 at S.D.:** Inactive
- **9/25 vs. BAL:** Inactive
- **10/2 vs. IND:** Recorded two solo tackles, 1.0 sack and a tackle for a loss in 14 defensive snaps played
- **10/16 at CHI:** Inactive
- **10/23 vs. OAK:** Inactive
- **10/27 at TEN:** Recorded two solo tackles

2015 (w/ JAX - 6/0)

Saw action in six games at DT and totaled 10 tackles (eight solo), including one tackle for loss, one pass defended and 0.5 sack

- **9/13 vs. CAR:** Made a career-high four solo tackles, including one tackle for loss and one pass defended
- **9/20 vs. MIA:** Made two tackles (one solo)
- **9/27 at N.E.:** Recorded 0.5 sacks on Patriots QB Tom Brady

2014 (w/ JAX - 7/0)

Appeared in seven games as a rookie ... Finished with three sacks along with five tackles ... Made opening day roster but was waived on Sept. 13 and signed to practice squad on Sept. 15 ... Promoted to 53-man roster on Oct. 20

- **10/26 vs. MIA:** Made NFL debut and saw action on special teams
- **11/2 at CIN:** Split a sack with DE Ryan Davis on the Bengals first possession, the first sack of his career
- **11/23 at IND:** Sacked QB Andrew Luck in the first quarter and forced a fumble that was recovered by DT Sen'Derrick Marks
- **12/7 vs. HOU:** Split a sack with Marks on the Texans' first possession and had two QB hits
- **12/18 vs. TEN:** Totaled two solo tackles and one sack of QB Charlie Whitehurst

COLLEGE (at Arkansas, 2010-13)

- Four-year letterman
- Appeared in 43 games with 27 starts, 15 at strong-side DE and 12 on the weak-side
- Started final 24 games of his career
- Career totals include 122 tackles (64 solo), 21.5 sacks, 30.5 tackles for loss and 20 QB pressures
- One of five players in school history with 20-plus sacks
- Was enrolled in Fulbright College of Arts and Sciences

PERSONAL

- Son of Sherry and William Smith
- Attended West Rowan (Mount Ulla, N.C.) High School, where he played for head coach Scott Young
- Led team to back-to-back state championships including 30 straight victories
- Over his junior and senior season, compiled more than 200 tackles and 48 sacks
- Twitter handle is @98ChrisSmith

REGULAR SEASON CAREER STATISTICS

YEAR	TEAM	GP/GS	TKL	SOLO	ASST	TFL	SACKS	ST	FF	FR	INT	PD
2014	JAX	7/0	5	3	2	1	3.0	0	1	0	0	0
2015	JAX	6/0	10	8	2	1	0.5	0	0	0	0	1
2016	JAX	2/0	4	4	0	1	1.0	0	0	0	0	0
NFL totals: 3 yrs.		15/0	19	15	4	3	4.5	0	1	0	0	1

CAREER HIGHS

	GAME	SEASON
Tackles:	4 (9/13/15 vs. CAR)	10 (2015)
Sacks:	1.0 (three; last: 10/2/16 vs. IND)	3.0 (2014)
Forced fumbles:	1 (11/23/14 vs. IND)	1 (2014)
Passes defended:	1 (9/13/15 vs. CAR)	1 (2015)

2016 GAME-BY-GAME STATISTICS

DATE	OPP	TKL	SOLO	ASST	TFL	SACKS	ST	FF	FR	INT	PD
09/11	vs. Green Bay					ina					
09/18	at San Diego					ina					
09/25	vs. Baltimore					ina					
10/02	vs. Indianapolis	2	2	0	1	1.0	0	0	0	0	0
BYE WEEK											
10/16	at Chicago					ina					
10/23	vs. Oakland					ina					
10/27	at Tennessee	2	2	0	0	0.0	0	0	0	0	0
11/06	at Kansas City										
11/13	vs. Houston										
11/20	at Detroit										
11/27	at Buffalo										
12/04	vs. Denver										
12/11	vs. Minnesota										
12/18	at Houston										
12/24	vs. Tennessee										
01/01	at Indianapolis										
2016 totals:		4	4	0	1	1.0	0	0	0	0	0

2015 GAME-BY-GAME STATISTICS

DATE	OPP	TKL	SOLO	ASST	TFL	SACKS	ST	FF	FR	INT	PD
09/13	vs. Carolina	4	4	0	1	0.0	0	0	0	0	1
09/20	vs. Miami	2	1	1	0	0.0	0	0	0	0	0
09/27	at New England	1	0	1	0	0.5	0	0	0	0	0
10/04	at Indianapolis					ina					
10/11	at Tampa Bay					ina					
10/18	vs. Houston					ina					
10/25	vs. Buffalo					ina					
BYE WEEK											
11/08	at N.Y. Jets					ina					
11/15	at Baltimore					ina					
11/19	vs. Tennessee					ina					
11/29	vs. San Diego	1	1	0	0	0.0	0	0	0	0	0
12/06	at Tennessee					ina					
12/13	vs. Indianapolis	2	2	0	0	0.0	0	0	0	0	0
12/20	vs. Atlanta	0	0	0	0	0.0	0	0	0	0	0
12/27	at New Orleans					ina					
01/03	at Houston					ina					
2015 totals:		10	8	2	1	0.5	0	0	0	0	1

2014 GAME-BY-GAME STATISTICS

DATE	OPP	TKL	SOLO	ASST	TFL	SACKS	ST	FF	FR	INT	PD
09/07	at Philadelphia					ina					
09/14	at Washington					--					
09/21	vs. Indianapolis					ps					
09/28	at San Diego					ps					
10/05	vs. Pittsburgh					ps					
10/12	at Tennessee					ps					
10/19	vs. Cleveland					ps					
10/26	vs. Miami	0	0	0	0	0.0	0	0	0	0	0
11/02	at Cincinnati	1	0	1	0	0.5	0	0	0	0	0
11/09	vs. Dallas	0	0	0	0	0.0	0	0	0	0	0
BYE WEEK											
11/23	at Indianapolis	1	1	0	0	1.0	0	1	0	0	0
11/30	vs. N.Y. Giants					ina					
12/07	vs. Houston	1	0	1	0	0.5	0	0	0	0	0
12/14	at Baltimore	0	0	0	0	0.0	0	0	0	0	0
12/18	vs. Tennessee	2	2	0	1	1.0	0	0	0	0	0
01/03	at Houston					ina					
2014 totals:		5	3	2	1	3.0	0	1	0	0	0

PLAYER BIOS

50

TELVIN SMITH



LINEBACKER

6-3 223 LBS.

FLORIDA STATE

BORN APRIL 11, 1991

VALDOSTA, GEORGIA

ACQ: 5TH ROUND OF 2014 DRAFT (144TH)

EXP: 3RD YEAR

TRANSACTIONS

Originally drafted by Jacksonville in the fifth round (144th overall) of the 2014 draft

PRO (Games played/started - 37/31)

- Third-year LB who has played in 37 games with 31 starts
- Totals include 32 tackles for loss, 14 passes defended, three forced fumbles, two fumble recoveries and two INTs
- His streak of 27 straight games with five-plus tackles is the second-longest active streak in the NFL

2016 (w/ JAX - 7/7)

- **9/11 vs. G.B.:** Made his 25th career start at WLB and tallied eight tackles (six solo), including two tackles for loss
- **9/18 at S.D.:** Started at WLB and made nine tackles (seven solo), including two tackles for loss
- **9/25 vs. BAL:** Started at WLB and had seven tackles (six solo), including one tackle for a loss and two passes defended
- **10/2 vs. IND:** Recorded a team-high eight solo tackles and also had a tackle for a loss
- **10/16 at CHI:** Posted eight solo tackles, including one tackle for loss
- **10/23 vs. OAK:** Registered five tackles (four solo), including a season-high three tackles for loss
- **10/27 at TEN:** Recorded a team-high 15 tackles (10 solo) starting at WLB

2015 (w/ JAX - 14/14)

Played and started in 14 games at WLB in his second season with the Jaguars ... Finished second on the team with 128 tackles, the most in the NFL by a player in his first or second season ... Added seven passes defended, the second-most on the team

- **9/13 vs. CAR:** Recorded nine tackles (seven solo) and three tackles for loss
- **9/20 vs. MIA:** Led the team with nine tackles (six solo) and recorded one pass defended
- **9/27 at N.E.:** Recorded 11 tackles (seven solo) in team's road opener
- **10/4 at IND:** Made eight tackles (six solo) and 0.5 sacks
- **10/11 at T.B.:** Recorded 14 tackles (13 solo) and one tackle for loss
- **10/25 vs. BUF:** Made a team-high nine tackles (eight solo), including two tackles for loss and three passes defended ... Recorded his first career TD, intercepting QB **E.J. Manuel** and returning it 26 yards for the second-quarter score
- **11/8 at NYJ:** Made seven tackles (five solo), including two passes defended, one forced fumble and a tackle for loss
- **11/15 at BAL:** Led the team with 12 tackles (five solo)
- **12/6 at TEN:** Registered nine tackles (seven solo), two sacks, including one sack-fumble ... First Jaguars LB with multiple sacks in a single game since **Paul Posluszny** registered 2.0 sacks in Week 17 of the 2012 season and is just the sixth linebacker in franchise history to accomplish the feat, joining Posluszny, **Mike Peterson**, **Akin Ayodele**, **Kevin Hardy** (two games with multiple sacks) and **Brant Boyer** (two games with multiple sacks)
- **12/13 vs. IND:** Started at WLB and made nine tackles (eight solo), including one tackle for loss ... Added one pass defended

2014 (w/ JAX - 16/10)

Appeared in all 16 games and made 10 starts at LB ... Ranked second on team with 99 tackles (68 solo) and nine tackles for loss ... Had a team-high two fumble recoveries along with four passes defended, one QB hit and one forced fumble ... Ranked third among all NFL rookies in tackles

- **9/7 at PHI:** Made NFL debut and posted three solo tackles with one stop for loss
- **9/14 at WAS:** Produced four tackles (two solo) including his first career sack: QB **Kirk Cousins** for an 11-yard loss in the fourth quarter
- **10/19 vs. CLE:** Named AFC Defensive Player of the Week after producing a sack/forced fumble, interception and two passes defended ... Registered a sack/forced fumble of QB **Brian Hoyer** in the third quarter and the ball was recovered by **Paul Posluszny** ... With 5:21 remaining in the game, Smith picked off Hoyer and returned it 15 yards to set up a Jaguars TD
- **11/23 at IND:** Started at LB and paced the team with 12 tackles (nine solo) along with two fumble recoveries and two tackles for loss ... Recovered an **Andrew Luck** fumble in the first quarter and a **Dan Herron** fumble in the second quarter
- **11/30 vs. NYG:** Started at LB and had double-digit tackles for the second straight game, finishing with 10 stops (eight solo)
- **12/18 vs. TEN:** Compiled a then career-high 15 tackles (10 solo) including one for loss
- **12/28 at HOU:** Registered a career-high 16 tackles (11 solo) in the season-finale

COLLEGE (at Florida State, 2010-13)

- Appeared in 54 games with 15 starts
- Totaled 214 tackles (139 solo) with seven sacks, 29 tackles for loss and six QB pressures
- Added four fumble recoveries and two forced fumbles
- Had 10 passes defended and four INTs, three returned for TDs
- Started all 14 games as a senior and tallied a team-high 90 tackles (61 solo), three INTs, 9.5 tackles for loss, two sacks, two fumble recoveries and four passes defended
- Recorded three INTs and tied the school single-season record with three returned for TDs
- First-team All-ACC selection by the league's coaches, ESPN.com and The Sporting News
- Majored in sports administration

PERSONAL

- Attended Lowndes High School in Georgia
- Received four-star ranking from Rivals.com and a three-star rating from Scout.com
- Super Prep All-State selection
- Registered 109 tackles (84 solo) as a senior with a pair of INTs
- Recorded 97 tackles, 16 tackles for loss and two INTs as a junior, leading team to Class 5A championship
- Played in the Georgia Athletic Coaches Association North/South All-Star Classic
- Twitter handle is @TelvinSmith_22

REGULAR SEASON CAREER STATISTICS

YEAR	TEAM	GP/GS	TKL	SOLO	ASST	TFL	SACKS	ST	FF	FR	PD	INT
2014	JAX	16/10	99	68	31	9	2.0	4	1	2	4	1
2015	JAX	14/14	128	99	29	13	2.5	0	2	0	7	1
2016	JAX	7/7	60	49	11	10	0.0	0	0	0	3	0
NFL totals: 3 yrs.		37/31	287	216	71	32	4.5	4	3	2	14	2

CAREER HIGHS

	GAME	SEASON
Tackles:	16 (12/28/14 at HOU)	128 (2015)
Tackles for loss:	3 (9/13/15 vs. CAR)	13 (2015)
Sacks:	2.0 (12/6/15 at TEN)	2.5 (2015)
Forced fumbles:	1 (three times; last: 12/6/15 at TEN)	2 (2015)
Fumble recoveries:	2 (11/23/14 at IND)	2 (2014)
Passes defended:	3 (10/25/15 vs. BUF)	7 (2015)
Interceptions:	1 (two times; last: 10/25/15 vs. BUF)	1 (2014 & 2015)

2016 GAME-BY-GAME STATISTICS

DATE	GAME	TKL	SOLO	ASST	TFL	SACKS	ST	FF	FR	PD	INT
09/11	vs. Green Bay	8	6	2	2	0.0	0	0	0	0	0
09/18	at San Diego	9	7	2	2	0.0	0	0	0	0	0
09/25	vs. Baltimore	7	6	1	1	0.0	0	0	0	2	0
10/02	vs. Indianapolis	8	8	0	1	0.0	0	0	0	0	0
BYE WEEK											
10/16	at Chicago	8	8	0	1	0.0	0	0	0	0	0
10/23	vs. Oakland	5	4	1	3	0.0	0	0	0	1	0
10/27	at Tennessee	15	10	5	0	0.0	0	0	0	0	0
11/06	at Kansas City										
11/13	vs. Houston										
11/20	at Detroit										
11/27	at Buffalo										
12/04	vs. Denver										
12/11	vs. Minnesota										
12/18	at Houston										
12/24	vs. Tennessee										
01/01	at Indianapolis										
2016 totals:		60	49	11	10	0.0	0	0	0	3	0

PLAYER BIOS



2015 GAME-BY-GAME STATISTICS

DATE	GAME	TKL	SOLO	ASST	TFL	SACKS	ST	FF	FR	PD	INT
09/13	vs. Carolina	9	7	2	3	0.0	0	0	0	0	0
09/20	vs. Miami	9	6	3	0	0.0	0	0	0	1	1
09/27	at New England	11	7	4	0	0.0	0	0	0	0	0
10/04	at Indianapolis	9	5	4	1	0.5	0	0	0	0	0
10/11	at Tampa Bay	14	13	1	1	0.0	0	0	0	0	0
10/18	vs. Houston	7	7	0	1	0.0	0	0	0	0	0
10/25	vs. Buffalo	9	8	1	2	0.0	0	0	0	3	1
	BYE WEEK										
11/08	at N.Y. Jets	8	6	2	1	0.0	0	1	0	2	0
11/15	at Baltimore	12	5	7	0	0.0	0	0	0	0	0
11/19	vs. Tennessee	9	8	1	1	0.0	0	0	0	0	0
11/29	vs. San Diego	7	6	1	0	0.0	0	0	0	0	0
12/06	at Tennessee	9	7	2	1	2.0	0	1	0	0	0
12/13	vs. Indianapolis	9	8	1	1	0.0	0	0	0	1	0
12/20	vs. Atlanta	6	6	0	1	0.0	0	0	0	0	0
12/27	at New Orleans					ina					
01/03	at Houston					ina					
2015 totals:		128	99	29	13	2.5	0	2	0	7	1




2014 GAME-BY-GAME STATISTICS

DATE	GAME	TKL	SOLO	ASST	TFL	SACKS	ST	FF	FR	PD	INT
09/07	at Philadelphia	3	3	0	1	0.0	0	0	0	0	0
09/14	at Washington	4	2	2	1	1.0	0	0	0	0	0
09/21	vs. Indianapolis	3	2	1	0	0.0	0	0	0	0	0
09/28	at San Diego	1	1	0	0	0.0	0	0	0	0	0
10/05	vs. Pittsburgh	4	2	2	0	0.0	0	0	0	0	0
10/12	at Tennessee	2	2	0	0	0.0	0	0	0	0	0
10/19	vs. Cleveland	4	3	1	1	1.0	0	1	0	2	1
10/26	vs. Miami	5	2	3	0	0.0	0	0	0	1	0
11/02	at Cincinnati	7	5	2	0	0.0	0	0	0	0	0
11/09	vs. Dallas	3	3	0	1	0.0	0	0	0	0	0
	BYE WEEK										
11/23	at Indianapolis	12	9	3	2	0.0	0	0	2	0	0
11/30	vs. N.Y. Giants	10	9	2	0	0.0	0	0	0	0	0
12/07	vs. Houston	5	4	1	2	0.0	0	0	0	1	0
12/14	at Baltimore	5	1	4	0	0.0	0	0	0	0	0
12/18	vs. Tennessee	15	10	5	1	0.0	0	0	0	0	0
12/28	at Houston	16	11	5	0	0.0	0	0	0	0	0
2014 totals:		99	68	31	9	2.0	0	1	2	4	1

PLAYER BIOS

87

NEAL STERLING



TIGHT END

6-4 235 LBS.

MONMOUTH

BORN JANUARY 14, 1992

BELMAR, NEW JERSEY

ACQ: 7TH ROUND OF 2015 DRAFT (220TH)

EXP: 2ND YEAR

TRANSACTIONS

Originally drafted by Jacksonville in the fifth round (144th overall) of the 2014 draft ... Waived on 9/5/15 ... Signed to the practice squad on 9/6/15 ... Promoted to the active roster on 10/20/15

PRO (Games played/started - 13/0)

- First player selected from Monmouth in Jaguars draft history
- Second player from Monmouth selected in the NFL Draft
- Switched from WR to TE prior to the 2016 season

2016 (w/ JAX - 4/0)

- **9/11 vs. G.B.:** Played 18 snaps on special teams
- **9/18 at S.D.:** Lined up at WR and saw action on special teams
- **9/25 vs. BAL.:** Contributed on special teams and lined up at WR
- **10/2 vs. IND:** Recorded his first career reception, a 10-yard pass from QB **Blake Bortles**
- **10/16 at CHI:** Inactive (foot)
- **10/23 vs. OAK:** Inactive for the second straight week
- **10/27 at TEN:** Inactive

2015 (w/ JAX - 9/0)

- Spent the first six weeks of his rookie season on the practice squad before promotion to the active roster
- Played in nine games on special teams

COLLEGE (at Monmouth, 2010-14)

- Career totals include 212 receptions, 2,615 yards and 22 touchdowns in 43 career games
- Finished his career as the most decorated Monmouth wide receiver since Miles Austin, finishing in the top three in every Monmouth receiving record
- Became the school's all-time leader in receptions in Monmouth's second-to-last game of his senior season against top-ranked Coastal Carolina
- Majored in health studies and physical education

PERSONAL

- Played wide receiver and safety under coach Pete Cahill at Manasquan (N.J.) High School
- Helped lead the Warriors to a 9-3 record and a National-Division Championship
- Earned First Team All-Shore Conference, All-Monmouth County and All-Division honors at WR in 2009
- Member of National Honor Society
- Son of Michael and Tina Sterling

REGULAR SEASON CAREER STATISTICS

YEAR	TEAM	GP/GS	RECs	YDS	AVG.	LG	TD
2015	JAX	9/0	0	0	0.0	0	0
2016	JAX	4/0	0	0	0.0	0	0
2016 totals: 2 yrs.		13/0	0	0	0.0	0	0

2016 GAME-BY-GAME STATISTICS

DATE	OPP	RECs	YDS	AVG.	LG	TD
09/11	vs. Green Bay	0	0	0.0	0	0
09/18	at San Diego	0	0	0.0	0	0
09/25	vs. Baltimore	0	0	0.0	0	0
10/02	vs. Indianapolis	1	10	10.0	10	0
BYE WEEK						
10/16	at Chicago		ina			
10/23	vs. Oakland		ina			
10/27	at Tennessee		ina			
11/06	at Kansas City					
11/13	vs. Houston					
11/20	at Detroit					
11/27	at Buffalo					
12/04	vs. Denver					
12/11	vs. Minnesota					
12/18	at Houston					
12/24	vs. Tennessee					
01/01	at Indianapolis					
2016 totals:		1	10	10.0	10	0

PLAYER BIOS

80 JULIUS THOMAS



TIGHT END

6-5 260 LBS.


PORTLAND STATE

BORN JUNE 27, 1988

STOCKTON, CALIFORNIA

ACQ: UNRESTRICTED FREE AGENT (DENVER) 2015

EXP: 6TH YEAR



TRANSACTIONS

Originally drafted by Denver in the fourth round (129th overall) of the 2011 draft ... Signed by Jacksonville as an unrestricted free agent on 3/11/15

PRO (Games played/started - 54/41, 4/3)

- Sixth-year TE has appeared in 54 career games with 41 starts
- Spent first four seasons with Denver after being selected in the fourth round of 2011 draft
- Two-time Pro Bowl selection (2013, 2014)
- Has 32 receiving TDs since the 2013 season, the most by an NFL TE during that span
- Became the first TE in NFL history to register 12-plus TDs in consecutive seasons (2013-14)
- Has posted 100+ receiving yards in four games, multiple TDs in six games and five-plus catches in 14 games

2016 (w/ JAX - 6/6)

- **9/11 vs. G.B.:** Made five catches for 64 yards, including a 22-yard TD
- **9/18 at S.D.:** Had four catches for 71 yards (17.8 rec. avg.)
- **9/25 vs. BAL:** Started at TE and recorded two receptions for 13 yards
- **10/2 vs. IND:** Inactive (elbow)
- **10/16 at CHI:** Posted two receptions for 28 yards
- **10/23 vs. OAK:** Caught three passes for 20 yards (6.7 rec. avg.), including a nine-yard TD pass, his second TD of the season
- **10/27 at TEN:** Started at TE and recorded three receptions for 28 yards including a 10-yard TD pass from QB **Blake Bortles**

2015 (w/ JAX - 12/10)

Missed the first four games of the season due to a thumb injury ... Played in 12 games with 10 starts and caught 46 passes for 455 yards (9.9 rec. avg.) and five TDs ... Caught a TD in four consecutive games between 11/19 and 12/13, the longest streak by a Jaguars TE since **Mercedes Lewis** from 12/1/13 - 12/22/13

- **10/11 at T.B.:** Made his Jaguars debut, recording two catches for 20 yards (10.0 avg.)
- **10/18 vs. HOU:** Made his first start as a Jaguar, making seven receptions for 78 yards (11.1 rec. avg.) and his first TD as a Jaguar
- **11/19 vs. TEN:** Had five receptions for 28 yards (5.6 rec. avg.) and a game-winning 5-yard TD reception in the fourth quarter
- **11/29 vs. S.D.:** Had a career-high-tying nine receptions for a season-high 116 yards (12.9 rec. avg.) and one TD
- **12/6 at TEN:** Posted two receptions for 15 yards (7.5 rec. avg.) and one TD

2014 (w/ DEN - 13/10, 1/0)

Missed three games with an ankle injury ... Season totals included 43 receptions for 489 yards (11.4 rec. avg.) and team-high 12 TDs ... Earned his second consecutive Pro Bowl selection

- **10/5 vs. ARI:** Caught Denver QB Peyton Manning's historic 500th TD pass in the first quarter
- **10/12 at NYJ:** Caught two TDs, increasing his season total to nine receiving TDs through five games, tied for the most in NFL history (most-ever by an NFL TE)
- **11/9 at OAK:** Made his 100th career reception and caught his final two TDs
- **1/11/15 vs. IND:** Registered six receptions for 53 yards (8.8 rec. avg.) in the Broncos' 24-13 loss on in the AFC Divisional Playoff round

2013 (w/ DEN - 14/14, 3/3)

Started 14 games and finished with 65 catches for 788 yards (12.1 rec. avg.) and a career-high 12 TDs ... Earned his first Pro Bowl selection ... Had at least one TD in 10 of 16 games

- **9/5 vs. BAL:** Opened the season with five receptions for 110 yards and two TDs, posting his first career 100-yard receiving game
- **10/6 at DAL:** Set career highs in receptions (nine) and receiving yards (122) and added two receiving TDs
- **11/10 at S.D.:** Caught a 74-yard TD pass
- **12/22 at HOU:** Caught Peyton Manning's record-breaking 51st TD pass on a 25-yard completion, finishing with six receptions for 78 yards (13.0 rec. avg.)
- **1/12/14 vs. S.D.:** Led the team with 76 receiving yards on six receptions (12.7 rec. avg.) in his postseason debut in the AFC Divisional Playoff game
- **1/19 vs. N.E.:** Led team with eight receptions for 85 yards (10.6 rec. avg.) in the AFC Championship game

2012 (w/ DEN - 4/0)

Appeared in the first four games of the season before being declared a game day

inactive for the remainder of the season with an ankle injury

2011 (w/ DEN - 5/1)

Saw action in five games with one start as a rookie

- **9/18 vs. CIN:** Made first career reception for five yards

COLLEGE (at Portland State, 2007-10)

- Played one season of collegiate football during his senior season
- Named first-team All-Big Sky Conference after starting 10 of 11 games and posting 29 receptions for 453 yards (15.6 rec. avg.) and two TDs as a senior
- Participated in the East-West Shrine Game following his senior season and caught a five-yard TD and two-point conversion for the West team
- Four-year letterman for Portland State's basketball team
- Led basketball team to its first two appearances in the NCAA tournament (2008, 2009) in school history
- Finished as the program's all-time leader in games played (121), career wins (78) and field goal pct. (.663)
- Graduated with a degree in business administration

PERSONAL

- Attended Tokay (Lodi, Calif.) High School
- Was a standout power forward and center on the school's basketball team
- Led team to a 25-9 overall record and a San Joaquin Section title during his senior year when he was named co-player of the Year by The Record (San Joaquin)
- Twitter handle is @Julius_Thomas



REGULAR SEASON CAREER STATISTICS

YEAR	TEAM	GP/GS	NO	YDS	AVG	LG	TD
2011	DEN	5/1	1	5	5.0	5	0
2012	DEN	4/0	0	0	0.0	0	0
2013	DEN	14/14	65	788	12.1	74t	12
2014	DEN	13/10	43	489	11.4	35t	12
2015	JAX	12/10	46	455	9.9	34	5
2016	JAX	6/6	19	224	11.8	24	3
NFL totals:	6 yrs.	54/41	174	1,961	11.3	74t	32



POSTSEASON CAREER STATISTICS

YEAR	TEAM	GP/GS	NO	YDS	AVG	LG	TD
2013	DEN	3/3	18	188	10.4	37	0
2014	DEN	1/0	6	53	8.8	32	0
NFL totals:	6 yrs.	4/3	24	241	10.0	37	0



CAREER HIGHS

	GAME	SEASON
Receptions:	9 (twice, last: 11/29/15 vs. S.D.)	65 (2013)
Receiving yards:	122 (10/6/13 at DAL)	788 (2013)
Longest reception:	74 (11/10/13 at S.D.)	74 (2013)
Touchdowns:	3 (9/7/14 vs. IND)	12 (2013 & 2014)



2016 GAME-BY-GAME STATISTICS

DATE	OPP	RECS	YDS	AVG.	LG	TD
09/11	vs. Green Bay	5	64	12.8	22t	1
09/18	at San Diego	4	71	17.8	24	0
09/25	vs. Baltimore	2	13	6.5	8	0
10/02	vs. Indianapolis			ina		
	BYE WEEK					
10/16	at Chicago	2	28	14.0	15	0
10/23	vs. Oakland	3	20	6.7	9t	1
10/27	at Tennessee	3	28	9.3	10t	1
11/06	at Kansas City					
11/13	vs. Houston					
11/20	at Detroit					
11/27	at Buffalo					
12/04	vs. Denver					
12/11	vs. Minnesota					
12/18	at Houston					
12/24	vs. Tennessee					
01/01	at Indianapolis					
2016 totals:		19	224	11.8	24	3

PLAYER BIOS

2015 GAME-BY-GAME STATISTICS

DATE	GAME	RECs	YDS	AVG.	LG	TD
09/13	vs. Carolina			ina		
09/20	vs. Miami			ina		
09/27	at New England			ina		
10/04	at Indianapolis			ina		
10/11	at Tampa Bay	2	20	10.0	15	0
10/18	vs. Houston	7	78	11.1	29t	1
10/25	vs. Buffalo	1	4	4.0	4	0
	BYE WEEK					
11/08	at N.Y. Jets	3	14	4.7	7	0
11/15	at Baltimore	2	23	11.5	12	0
11/19	vs. Tennessee	5	28	5.6	12	1
11/29	vs. San Diego	9	116	12.9	34	1
12/06	at Tennessee	2	15	7.5	9t	1
12/13	vs. Indianapolis	5	54	10.8	30	1
12/20	vs. Atlanta	6	79	13.2	22	0
12/27	at New Orleans	2	12	6.0	8	0
01/03	at Houston	2	12	6.0	6	0
2015 totals:		46	455	9.9	34	5

2014 GAME-BY-GAME STATISTICS

DATE	GAME	RECs	YDS	AVG.	LG	TD
09/07	vs. Indianapolis	7	104	14.9	35t	3
09/14	vs. Kansas City	4	39	9.8	16	1
09/21	at Seattle	3	17	5.7	9	1
	BYE WEEK					
10/05	vs. Arizona	6	66	11.0	25	2
10/12	at N.Y. Jets	4	51	12.8	22t	2
10/19	vs. San Francisco	4	27	6.8	10	0
10/23	vs. San Diego	2	23	11.5	17	0
11/02	at New England	2	33	16.5	18t	1
11/09	at Oakland	6	63	10.5	32t	2
11/16	at St. Louis	2	3	1.5	2	0
11/23	vs. Miami			ina		
11/30	at Kansas City			ina		
12/07	vs. Buffalo			DNP		
12/14	at San Diego	1	30	30.0	30	0
12/22	at Cincinnati	2	33	16.5	26	0
12/28	vs. Oakland	0	0	0.0	0	0
2014 totals:		43	489	11.4	35t	12
01/11	vs. Indianapolis	6	53	8.8	32	0
Postseason totals:		6	52	8.8	32	0

2013 GAME-BY-GAME STATISTICS

DATE	GAME	RECs	YDS	AVG.	LG	TD
09/05	vs. Baltimore	5	110	22.0	44	2
09/15	at N.Y. Giants	6	47	7.8	19	1
09/23	vs. Oakland	3	37	12.3	14	1
09/29	vs. Philadelphia	4	43	10.8	13	0
10/06	at Dallas	9	122	13.6	29	2
10/13	vs. Jacksonville	4	22	5.5	11	1
10/20	at Indianapolis	5	41	8.2	13	1
10/27	vs. Washington	3	29	9.7	19	0
	BYE WEEK					
11/10	at San Diego	3	96	32.0	74t	1
11/17	vs. Kansas City	3	43	14.3	20	1
11/24	at New England			ina		
12/01	at Kansas City			ina		
12/08	vs. Tennessee	5	35	7.0	12	1
12/12	vs. San Diego	4	49	12.3	22	0
12/22	at Houston	6	78	13.0	25t	1
12/29	at Oakland	5	36	7.2	10	0
2013 totals:		65	788	12.1	74t	12
01/12	vs. San Diego	6	76	12.7	12	0
01/19	vs. New England	8	85	10.6	37	0
02/02	vs. Seattle	4	27	6.8	11	0
Postseason totals:		18	188	10.4	37	0

2012 GAME-BY-GAME STATISTICS

DATE	GAME	RECs	YDS	AVG.	LG	TD
09/09	vs. Pittsburgh	0	0	0.0	0	0
09/17	at Atlanta	0	0	0.0	0	0
09/23	vs. Houston	0	0	0.0	0	0
09/30	vs. Oakland	0	0	0.0	0	0
10/07	at New England			ina		
10/15	at San Diego			ina		
	BYE WEEK					
10/28	vs. New Orleans			ina		
11/04	at Cincinnati			ina		
11/11	at Carolina			ina		
11/18	vs. San Diego			ina		
11/25	at Kansas City			ina		
12/02	vs. Tampa Bay			ina		
12/06	at Oakland			ina		
12/16	at Baltimore			ina		
12/23	vs. Cleveland			ina		
12/30	vs. Kansas City			ina		
2012 totals:		0	0	0.0	0	0
01/12	vs. Baltimore			ina		
Postseason totals:		0	0	0.0	0	0

2011 GAME-BY-GAME STATISTICS

DATE	GAME	RECs	YDS	AVG.	LG	TD
09/12	vs. Oakland	0	0	0.0	0	0
09/18	vs. Cincinnati	1	5	5.0	5	0
09/25	at Tennessee			ina		
10/02	at Green Bay			ina		
10/09	vs. San Diego			ina		
	BYE WEEK					
10/23	at Miami			ina		
10/30	vs. Detroit	0	0	0.0	0	0
11/06	at Oakland	0	0	0.0	0	0
11/13	at Kansas City	0	0	0.0	0	0
11/17	vs. N.Y. Jets			ina		
11/27	at San Diego			ina		
12/04	at Minnesota			ina		
12/11	vs. Chicago			ina		
12/18	vs. New England			ina		
12/24	at Buffalo			ina		
01/01	vs. Kansas City			ina		
2011 totals:		1	5	5.0	5	0

PLAYER BIOS

25 PEYTON THOMPSON

FREE SAFETY

5-10 185 LBS.

SAN JOSE STATE

BORN SEPTEMBER 26, 1990

ABILENE, TEXAS

ACQ: FREE AGENT 2014

EXP: 2ND YEAR



TRANSACTIONS

Originally signed by Atlanta as an undrafted rookie on 4/30/12 ... Waived on 8/31/12 ... Signed by Atlanta to the practice squad on 9/1/12 ... Signed by Atlanta to the 90-man roster on 1/21/13 ... Waived on 8/30/13 ... Signed by Washington to the practice squad on 11/26/13 ... Signed by Washington to the 90-man roster on 13/31/13 ... Waived on 8/9/14 ... Signed by Chicago on 8/18/14 ... Waived on 8/24/14 ... Signed by Jacksonville to the practice squad on 9/1/14 ... Signed to Jacksonville's active roster on 10/25/14 ... Waived on 11/11/14 ... Signed by Jacksonville to the practice squad on 11/12/14 ... Waived on 9/5/15 ... Signed by Jacksonville to the practice squad on 9/6/15 ... Signed to Jacksonville's active roster on 9/19/15

PRO (Games played/started - 24/0)

- Second-year CB has spent time with Atlanta, Washington, Chicago and Jacksonville
- Entered NFL as an undrafted rookie with the Falcons in 2012

2016 (w/ JAX - 7/0)

- **9/11 vs. G.B.:** Played 18 snaps on special teams in the team's season opener
- **9/18 at S.D.:** Saw action on special teams
- **9/25 vs. BAL:** Saw action on special teams
- **10/2 vs. IND:** Made one stop on special teams
- **10/16 at CHI:** Saw action on special teams
- **10/23 vs. OAK:** Saw action on special teams and assisted on one ST tackle
- **10/27 at TEN:** Saw action on special teams

2015 (w/ JAX - 15/0)

Played in 15 games after promotion from the practice squad after Week 1 ... Totaled eight tackles (six solo), one pass defended and 0.5 sacks

- **9/20 vs. MIA:** Made two solo tackles and recorded one pass defended in season debut
- **9/27 at N.E.:** Made two solo tackles at CB and FS and saw action on special teams
- **1/3 at HOU:** Saw action at CB and on special teams ... Tallied one tackle and 0.5 sacks

2014 (w/ JAX - 2/0)

Saw action in two games

- **11/2 at CIN:** Made his NFL debut

2013 (w/ WAS - ps)

Spent the offseason with the Atlanta Falcons before being released on Aug. 30 ... Signed to the Redskins' practice squad in Week 13

2012 (w/ ATL - ps)

Spent the season on the Atlanta's practice squad

COLLEGE (at San Jose State, 2008-11)

- Credited with 186 tackles (125 solo), 10.5 tackles for loss, seven interceptions, one sack, two forced fumbles, two fumble recoveries and 22 passes defended in his four seasons at San Jose State
- As a senior in 2011, played in all 13 games with 11 starts
- Shared the team lead with 10 pass break-ups and finished second on the team with two interceptions that year
- Also added 82 total tackles, which ranked third for the Spartans
- Graduated with a degree in sociology
- Twitter handle is @tattedNspatted

PERSONAL

- Attended Granite Bay (Calif.) High School, where he was a two-time Sacramento Bee honorable mention All-Metro
- Lettered in football and track
- Averaged 6.4 yards per carry, caught 21 passes for 292 yards and averaged 25.7 yards per kickoff return in 2007
- Set a school record in the 400-yard dash (48.2 seconds)
- Native of Abilene, Texas

REGULAR SEASON CAREER STATISTICS

YEAR	TEAM	GP/GS	TKL	SOLO	ASST	SACKS	FF	FR	PD	INT
2014	JAX	2/0	0	0	0	0.0	0	0	0	0
2015	JAX	15/0	8	6	2	0.5	0	0	1	0
2016	JAX	7/0	0	0	0	0.0	0	0	0	0
Career totals: 3 yrs.24/0			8	6	2	0.5	0	0	1	0

Additional statistics: five special teams tackles in 2015; two in 2016

CAREER HIGHS

	GAME	SEASON
Tackles:	2 (two times, last: 9/27/15 at N.E.)	8 (2015)
Sacks:	0.5 (1/3/15 at HOU)	0.5 (2015)
Passes defended:	1 (9/20/15 vs. MIA)	1 (2015)

2016 GAME-BY-GAME STATISTICS

DATE	GAME	TKL	SOLO	ASST	SACKS	FF	FR	PD	INT	
09/11	vs. Green Bay	0	0	0	0.0	0	0	0	0	
09/18	at San Diego	0	0	0	0.0	0	0	0	0	
09/25	vs. Baltimore	0	0	0	0.0	0	0	0	0	
10/02	vs. Indianapolis	0	0	0	0.0	0	0	0	0	
BYE WEEK										
10/16	at Chicago	0	0	0	0.0	0	0	0	0	
10/23	vs. Oakland	0	0	0	0.0	0	0	0	0	
10/27	at Tennessee	0	0	0	0.0	0	0	0	0	
11/06	at Kansas City									
11/13	vs. Houston									
11/20	at Detroit									
11/27	at Buffalo									
12/04	vs. Denver									
12/11	vs. Minnesota									
12/18	at Houston									
12/24	vs. Tennessee									
01/01	at Indianapolis									
2016 totals:		0	0	0	0.0	0	0	0	0	

Additional statistics: two special teams tackles in 2016

2015 GAME-BY-GAME STATISTICS

DATE	GAME	TKL	SOLO	ASST	SACKS	FF	FR	PD	INT
09/13	vs. Carolina				ps				
09/20	vs. Miami	2	2	0	0.0	0	0	1	0
09/27	at New England	2	2	0	0.0	0	0	0	0
10/04	at Indianapolis	1	0	1	0.0	0	0	0	0
10/11	at Tampa Bay	0	0	0	0.0	0	0	0	0
10/18	vs. Houston	0	0	0	0.0	0	0	0	0
10/25	vs. Buffalo	0	0	0	0.0	0	0	0	0
11/01	BYE WEEK								
11/08	at N.Y. Jets	1	1	0	0.0	0	0	0	0
11/15	at Baltimore	0	0	0	0.0	0	0	0	0
11/19	vs. Tennessee	0	0	0	0.0	0	0	0	0
11/29	vs. San Diego	0	0	0	0.0	0	0	0	0
12/06	at Tennessee	0	0	0	0.0	0	0	0	0
12/13	vs. Indianapolis	0	0	0	0.0	0	0	0	0
12/20	vs. Atlanta	1	1	0	0.0	0	0	0	0
12/27	at New Orleans	0	0	0	0.0	0	0	0	0
01/03	at Houston	1	0	1	0.5	0	0	0	0
2015 totals:		8	6	2	0.5	0	0	1	0

Additional statistics: five special teams tackles in 2015

PLAYER BIOS

46

CARSON TINKER

LONG SNAPPER

6-0 250 LBS.


ALABAMA

BORN NOVEMBER 15, 1989

MURFREESBORO, TENNESSEE

ACQ: ROOKIE FREE AGENT 2013

EXP: 4TH YEAR



TRANSACTIONS

Originally signed by Jacksonville as an undrafted rookie on 4/27/13

PRO (Games played/started - 55/0)

- Fourth-year LS has played in all 55 games to begin his career
- Was originally signed as an undrafted rookie in 2013 and earned the job in the preseason
- Has 13 career special teams tackles

2016 (w/ JAX - 7/0)

Voted special teams captain by teammates

- **9/11 vs. G.B.:** Served as the long snapper in the team's season opener
- **9/18 at S.D.:** Served as the team's long snapper
- **9/25 vs. BAL:** Served as the team's long snapper
- **10/2 vs. IND:** Served as the team's long snapper
- **10/16 at CHI:** Served as the team's long snapper
- **10/23 vs. OAK:** Served as the team's long snapper
- **10/27 at TEN:** Served as the team's long snapper

2015 (w/ JAX - 16/0)

Served as the team's long snapper in all 16 games and finished second on the team with six special teams tackles

- **9/20 vs. MIA:** Served as the long snapper for P **Bryan Anger's** seven punts and K **Jason Myers'** three made field goals, including a 28-yard game-winner with 40 seconds remaining in the fourth quarter
- **11/8 at NYJ:** Served as the team's long snapper on two PATs, three FGs and five punts, and made one special teams tackle
- **11/15 at BAL:** Served as the team's long snapper on three made field goals from Myers, including the 53-yard game-winner with no time left on the clock
- **12/13 vs. TEN:** Served as the team's long snapper on seven extra points, five punts and one field goal ... Added a special teams tackle

2014 (w/ JAX - 16/0)

Played in all 16 games for the second consecutive season ... Totaled five special teams tackles

- **9/7 at PHI:** Led team with two special teams tackles in the season-opener
- **11/2 at CIN:** Had one special teams tackle
- **11/30 vs. NYG:** Totaled one special teams tackle
- **12/28 at HOU:** Had one special teams tackle

2013 (w/ JAX - 16/0)

Played in all 16 games as a rookie ... Won the LS job in the preseason ... Had two special teams tackles

- **9/8 vs. KC:** Made NFL debut and served as long snapper on franchise-record 11 punts
- **9/29 vs. IND:** Saw action as long snapper on special teams and made first career tackle
- **11/17 vs. ARI:** Had one special teams tackle
- **12/1 at CLE:** Had one special teams tackle on punt return in the first quarter

COLLEGE (at Alabama, 2008-12)

- Two-year letterman
- Appeared in 38 games at LS
- Started all 13 games as a senior and successfully completed 133 of 135 snapping attempts
- As a junior, handled both field goal/extra point duties and punt duties and successfully completed all 130 snapping opportunities (91 FG/PAT and 39 punts)
- As a sophomore, started all 13 games and was 121 of 123 on snapping opportunities (58 PAT, 40 punts and 24 FG)
- As a freshman, saw action in a 45-0 win over Chattanooga on homecoming
- Redshirted in 2008
- Majored in pre-business

PERSONAL

- Attended Riverdale (Tenn.) High School
- Led team to an 11-1 record as a senior
- Went 11-2 as a junior
- Twitter handle is @carsontink

PLAYER BIOS

81

BRYAN WALTERS

WIDE RECEIVER

6-0 195 LBS.

CORNELL

BORN NOVEMBER 4, 1987

BOTHELL, WASHINGTON

ACQ: FREE AGENT 2015

EXP: 5TH YEAR



TRANSACTIONS

Originally signed by San Diego as an undrafted rookie on 4/26/10 ... Waived on 8/5/10 ... Signed by San Diego to the practice squad on 12/1/10 ... Signed by San Diego to the 90-man roster on 1/12/11 ... Waived on 10/31/11 ... Signed by San Diego to the practice squad on 11/2/11 ... Promoted to the active roster on 11/5/11 ... Waived on 11/19/11 ... Signed by San Diego to the practice squad on 11/22/11 ... Promoted to the active roster on 11/26/11 ... Waived on 3/13/12 ... Signed by Minnesota on 4/2/12 ... Waived on 8/25/12 ... Signed by Seattle to the practice squad on 12/20/12 ... Signed by Seattle to the 90-man roster on 1/15/13 ... Waived on 8/31/13 ... Signed by Seattle to the practice squad on 9/2/13 ... Released from the practice squad on 9/21/13 ... Signed by Seattle to the practice squad on 9/23/13 ... Promoted to the active roster on 10/12/13 ... Waived on 11/9/13 ... Signed by Seattle to the practice squad on 11/12/13 ... Promoted to the active roster on 12/19/13 ... Waived on 8/30/14 ... Signed by Seattle to the active roster on 9/1/14 ... Waived on 11/1/14 ... Signed by Seattle to the active roster on 11/4/14 ... Signed by Jacksonville on 3/13/15 ... Waived on 9/19/15 ... Signed by Jacksonville on 9/22/15 ... Released on 9/24/16 ... Signed by Jacksonville on 9/26/16

PRO (Games played/started - 35/1, 4/0)

- WR and return specialist has spent time with San Diego, Minnesota and Seattle before signing with the Jaguars on March 13, 2015
- Has appeared in 35 games with one start and has caught 43 passes for 466 yards (10.8 rec. avg.) and has returned 45 punts for 282 yards (6.3 PR avg.)
- Has appeared in four postseason games, including Super Bowl XLIV, where he returned two punts for six yards

2016 (w/ JAX - 3/0)

- **9/11 vs. G.B.:** Inactive
- **9/18 at S.D.:** Inactive
- **9/25 vs. BAL:** Not on roster
- **10/2 vs. IND:** Saw three snaps at WR and contributed on special teams
- **10/16 at CHI:** Saw two snaps at WR and saw action on special teams
- **10/23 vs. OAK:** Inactive
- **10/27 at TEN:** Recorded two receptions for 14 yards and one touchdown

2015 (w/ JAX - 11/0)

Played in 11 games and set career highs with 32 receptions for 368 yards and one TD ... Caught 32 of 42 targets to lead the team in receptions per target (76.2 percent), which ranks fourth among NFL WRs

- **10/4 at IND:** Made two catches for 27 yards (13.5 rec. avg.) and returned three punts for 17 yards (5.7 avg.)
- **10/18 vs. HOU:** Recorded a career-high eight receptions for a career-best 87 yards (10.9 rec. avg.)
- **11/8 at NYJ:** Had five catches for 54 yards (10.8 avg.) and his first career TD
- **11/15 at BAL:** Had three receptions for 430 yards (11.3 rec. avg.) and had two punt returns for two yards (1.0 avg.)
- **11/19 vs. TEN:** Had two receptions for 35 yards (17.5 rec. avg.) with a career-long 31-yard reception

2014 (w/ SEA - 13/0)

Saw action in a career-high 13 games ... Season totals include six receptions for 57 yards (9.5 rec. avg.) and one rush for -2 yards ... Appeared in all three postseason games

2013 (w/ SEA - 4/1)

- Saw action in four games and made one start
- **12/29 vs. STL:** Made his first career start

2012 (w/ SEA - ps)

Spent the final two weeks of the 2012 season on Seattle's practice squad

2011 (w/ S.D. - 4/0)

- Appeared in four games
- **9/11 vs. MIA:** Made his NFL debut and caught two passes for 21 yards and returned five punts for 38 yards (7.6 PR avg.)

2010 (w/ S.D. - ps)

Spent the final five weeks of the 2010 season on San Diego's practice squad

COLLEGE (at Cornell, 2007-10)

- Became the first player in school history to sign an NFL contract since Kevin Boothe

(2006)

- Finished second in the Ivy League with 76.4 receiving yards per game and fifth in the conference with 5.0 receptions per game
- Caught six receiving TDs as a senior
- Second-team All-Ivy selection as a WR and return specialist
- Led the conference and finished fifth in the NCAA with 171.6 all-purpose yards per game, the second-highest in school history

PERSONAL

- Attended Juanita (Wash.) High School where he was a three-time all-league selection at WR and DB
- Team captain as a senior
- Set the school record for all-purpose yards, total offense in a season and completions and INTs in a game
- Named the team's Offensive MVP as a junior and the school's Most Valuable Player as a senior
- National Football Foundation Scholar-Athlete
- As a senior, completed 74 of 153 passes for 1,190 yards and 12 TDs, rushed for 596 yards and eight TDs
- Three-time all-league selection in baseball and two-year captain and all-league selection in basketball
- Son of Rob and Carol Walters
- Twitter handle is @BWalt19

REGULAR SEASON CAREER STATISTICS

YEAR	TEAM	GP/GS	RECEIVING				
			RECS	YDS	AVG.	LG	TD
2011	S.D.	4/0	3	27	9.0	13	0
2013	SEA	4/1	0	0	0.0	0	0
2014	SEA	13/0	6	57	9.5	17	0
2015	JAX	11/0	32	368	11.5	31	1
2016	JAX	3/0	2	14	7.0	7t	1
NFL totals: 5 yrs.		35/1	43	466	10.8	31	2

YEAR	TEAM	GP/GS	PUNT RETURNS					
			NO	FC	YDS	AVG.	LG	TD
2011	S.D.	4/0	8	3	45	5.6	13	0
2013	SEA	4/1	0	0	0	0.0	0	0
2014	SEA	13/0	27	23	207	7.7	21	0
2015	JAX	11/0	8	7	30	3.8	14	0
2016	JAX	3/0	2	2	0	0.0	0	0
NFL totals: 5 yrs.		35/1	45	35	282	6.3	21	0

Additional statistics:

Rushing: one attempt for -2 yards in 2014

Passing: 0-for-1 in 2015

Kick return: four returns for 80 yards (20.0 avg.) in 2015; two returns for 43 yards (21.5 avg.) in 2014

POSTSEASON CAREER STATISTICS

YEAR	TEAM	GP/GS	RECEIVING				
			RECS	YDS	AVG.	LG	TD
2013	SEA	1/0	0	0	0.0	0	0
2014	SEA	3/0	0	0	0.0	0	0
NFL totals: 4 yrs.		4/0	0	0	0.0	0	0

YEAR	TEAM	GP/GS	PUNT RETURNS					
			NO	FC	YDS	AVG.	LG	TD
2013	SEA	1/0	0	0	0	0.0	0	0
2014	SEA	3/0	6	4	36	6.0	14	0
NFL totals: 4 yrs.		4/0	6	4	36	6.6	21	0

CAREER HIGHS

	GAME	SEASON
Receptions:	8 (10/18/15 vs. HOU)	32 (2015)
Receiving yards:	87 (10/18/15 vs. HOU)	368 (2015)
Longest reception:	31 (11/19/15 vs. TEN)	31 (2015)
Receiving touchdowns:	1 (twice; last: 10/27/16 at TEN)	1 (2015)
Punt returns:	5 (two times, last: 10/6/14 at WAS)	27 (2014)
Punt return yards:	54 (10/6/14 at WAS)	207 (2014)
Longest punt return:	21 (two times, last: 11/23/14 vs. ARI)	21 (2014)

PLAYER BIOS

2016 GAME-BY-GAME STATISTICS

DATE	GAME	RECEIVING		AVG.	LG	TD
		RECs	YDS			
09/11	vs. Green Bay		ina			
09/18	at San Diego		ina			
09/25	vs. Baltimore		--			
10/02	vs. Indianapolis	0	0	0.0	0	0
	BYE WEEK					
10/16	at Chicago	0	0	0.0	0	0
10/23	vs. Oakland		ina			
10/27	at Tennessee	2	14	7.0	7t	1
11/06	at Kansas City					
11/13	vs. Houston					
11/20	at Detroit					
11/27	at Buffalo					
12/04	vs. Denver					
12/11	vs. Minnesota					
12/18	at Houston					
12/24	vs. Tennessee					
01/01	at Indianapolis					
2016 totals:		2	14	7.0	7t	1

DATE	GAME	PUNT RETURNS		AVG.	LG	TD
		NO.	YDS			
09/11	vs. Green Bay		ina			
09/18	at San Diego		ina			
09/25	vs. Baltimore		--			
10/02	vs. Indianapolis	0	0	0.0	0	0
	BYE WEEK					
10/16	at Chicago	1	0	0.0	0	0
10/23	vs. Oakland		ina			
10/27	at Tennessee					
11/06	at Kansas City					
11/13	vs. Houston					
11/20	at Detroit					
11/27	at Buffalo					
12/04	vs. Denver					
12/11	vs. Minnesota					
12/18	at Houston					
12/24	vs. Tennessee					
01/01	at Indianapolis					
2016 totals:		1	0	0.0	0	0

2015 GAME-BY-GAME STATISTICS

DATE	GAME	RECEIVING		AVG.	LG	TD
		RECs	YDS			
09/13	vs. Carolina	2	17	8.5	13	0
09/20	vs. Miami			--		
09/27	at New England	2	28	14.0	23	0
10/04	at Indianapolis	2	27	13.5	14	0
10/11	at Tampa Bay	4	64	16.0	24	0
10/18	vs. Houston	8	87	11.8	29	0
10/25	vs. Buffalo	1	5	5.0	5	0
	BYE WEEK					
11/08	at N.Y. Jets	5	54	10.8	20t	1
11/15	at Baltimore	3	29	9.7	17	0
11/19	vs. Tennessee	2	35	17.5	31	0
11/29	vs. San Diego	1	4	4.0	4	0
12/06	at Tennessee	2	18	9.0	12	0
12/13	vs. Indianapolis			ina		
12/20	vs. Atlanta			ina		
12/27	at New Orleans			ina		
01/03	at Houston			ina		
2015 totals:		32	368	11.5	31	1

DATE	GAME	PUNT RETURNS		AVG.	LG	TD
		NO.	YDS			
09/13	vs. Carolina	0	0	0.0	0	0
09/20	vs. Miami			--		
09/27	at New England	0	0	0.0	0	0
10/04	at Indianapolis	3	17	5.7	14	0
10/11	at Tampa Bay	1	0	0.0	0	0
10/18	vs. Houston	1	7	7.0	7	0
10/25	vs. Buffalo	0	0	0.0	0	0
	BYE WEEK					
11/08	at N.Y. Jets	0	0	0.0	0	0
11/15	at Baltimore	2	2	1.0	2	0
11/19	vs. Tennessee	0	0	0.0	0	0
11/29	vs. San Diego	0	0	0.0	0	0
12/06	at Tennessee	1	4	4.0	4	0
12/13	vs. Indianapolis			ina		
12/20	vs. Atlanta			ina		
12/27	at New Orleans			ina		
01/03	at Houston			ina		
2015 totals:		8	30	3.8	14	0

PLAYER BIOS



2014 GAME-BY-GAME STATISTICS

DATE	GAME	RECEIVING				
		RECS	YDS	AVG.	LG	TD
09/04	vs. Green Bay	0	0	0.0	0	0
09/14	at San Diego	2	17	8.5	17	0
09/21	vs. Denver	2	22	11.0	11	0
	BYE WEEK					
10/06	at Washington	0	0	0.0	0	0
10/12	vs. Dallas	1	5	5.0	5	0
10/19	at St. Louis	0	0	0.0	0	0
10/26	at Carolina			ina		
11/02	vs. Oakland			--		
11/09	vs. N.Y. Giants	0	0	0.0	0	0
11/16	at Kansas City	0	0	0.0	0	0
11/23	vs. Arizona	0	0	0.0	0	0
11/27	at San Francisco	0	0	0.0	0	0
12/07	at Philadelphia			ina		
12/14	vs. San Francisco	0	0	0.0	0	0
12/21	at Arizona	1	13	13.0	13	0
12/28	vs. St. Louis	0	0	0.0	0	0
2014 totals:		32	368	11.5	31	1
01/10	vs. Carolina	0	0	0.0	0	0
01/18	vs. Green Bay	0	0	0.0	0	0
02/01	vs. New England	0	0	0.0	0	0
Postseason totals:		0	0	0.0	0	0

DATE	GAME	PUNT RETURNS				
		NO.	YDS	AVG.	LG	TD
09/04	vs. Green Bay	0	0	0.0	0	0
09/14	at San Diego	0	0	0.0	0	0
09/21	vs. Denver	5	36	7.2	11	0
	BYE WEEK					
10/06	at Washington	5	54	10.8	21	0
10/12	vs. Dallas	0	0	0.0	0	0
10/19	at St. Louis	2	19	9.5	10	0
10/26	at Carolina			ina		
11/02	vs. Oakland			--		
11/09	vs. N.Y. Giants	2	1	0.5	2	0
11/16	at Kansas City	1	10	10.0	10	0
11/23	vs. Arizona	2	32	16.0	21	0
11/27	at San Francisco	4	29	7.3	13	0
12/07	at Philadelphia			ina		
12/14	vs. San Francisco	3	19	6.3	19	0
12/21	at Arizona	1	0	0.0	0	0
12/28	vs. St. Louis	2	7	3.5	4	0
2014 totals:		27	207	7.7	21	0
01/10	vs. Carolina	1	9	9.0	9	0
01/18	vs. Green Bay	3	21	7.0	14	0
02/01	vs. New England	2	6	3.0	6	0
Postseason totals:		6	36	6.0	14	0

PLAYER BIOS

47

JARROD WILSON



SAFETY

6-2 210 LBS.

MICHIGAN

BORN FEBRUARY 9, 1994

AKRON, OHIO

ACQ: FREE AGENT 2016

EXP: ROOKIE

TRANSACTIONS

Originally signed by Jacksonville as a rookie free agent on May 1, 2016

PRO (Games played/started - 7/0)

Made his NFL debut in Week 1 of the 2016 season

2016 (w/ JAX - 7/0)

- **9/11 vs. G.B.:** Made his NFL and Jaguars debut and played 12 snaps on special teams
- **9/18 at S.D.:** Played four snaps at SS and four snaps on special teams
- **9/25 vs. BAL:** Saw action on special teams
- **10/2 vs. IND:** Played one snap at safety and contributed on special teams
- **10/16 at CHI:** Saw one snap at SS and contributed on special teams
- **10/23 vs. OAK:** Saw action on special teams and on defense and led the team with four ST tackles (three solo)
- **10/27 at TEN:** Saw action on special teams and assisted on one special teams tackle

COLLEGE (at Michigan, 2012-15)

- Four-year letterman
- Appeared in 48 games with 31 starts
- Career totals include 169 tackles, 4 tackles for loss, one forced fumble, one fumble recovery, four INTs and seven passes defensed
- Named a 2015 All-Big Ten honorable mention
- As a senior in 2015, started all 13 games at safety
- As a junior in 2014, started 10 games at safety and totaled 50 tackles and one forced fumble
- Majored in general studies in the College of Literature, Science and the Arts

PERSONAL

- Attended Akron (Ohio) Buchtel High School where he played for former Michigan RB Ricky Powers
- Registered 71 tackles and three INTs, including one pick-six, as a senior in 2011 en route to first-team All-State honors
- Also lettered in basketball
- His uncle, Dave Young, played at Purdue and for the Baltimore Colts

REGULAR SEASON CAREER STATISTICS

YEAR	TEAM	GP/GS	TKL	SOLO	ASST	SACKS	FF	FR	PD	INT
2016	JAX	7/0	0	0	0	0.0	0	0	0	0
Career totals: 1 yr.		7/0	0	0	0	0.0	0	0	0	0

2016 GAME-BY-GAME STATISTICS


DATE	GAME	TKL	SOLO	ASST	SACKS	FF	FR	PD	INT	
09/11	vs. Green Bay	0	0	0	0.0	0	0	0	0	
09/18	at San Diego	0	0	0	0.0	0	0	0	0	
09/25	vs. Baltimore	0	0	0	0.0	0	0	0	0	
10/02	vs. Indianapolis	0	0	0	0.0	0	0	0	0	
BYE WEEK										
10/16	at Chicago	0	0	0	0.0	0	0	0	0	
10/23	vs. Oakland	0	0	0	0.0	0	0	0	0	
10/27	at Tennessee	0	0	0	0.0	0	0	0	0	
11/06	at Kansas City									
11/13	vs. Houston									
11/20	at Detroit									
11/27	at Buffalo									
12/04	vs. Denver									
12/11	vs. Minnesota									
12/18	at Houston									
12/24	vs. Tennessee									
01/01	at Indianapolis									
2016 totals:		0	0	0	0.0	0	0	0	0	0

Additional statistics: five special teams tackles in 2016

PLAYER BIOS

24

T.J. YELDON



RUNNING BACK

6-1 225 LBS.

ALABAMA

BORN OCTOBER 2, 1993

DAHPNE, ALABAMA

ACQ: 2ND ROUND OF 2015 DRAFT (36TH)

EXP: 2ND YEAR

TRANSACTIONS

Originally drafted by Jacksonville in the second round (36th overall) of the 2015 Draft

PRO (Games played/started - 19/19)

Second-year RB totaled 245 carries for 960 yards and three TDs, and 60 receptions for 421 yards and one TD

2016 (w/ JAX - 7/7)

- **9/11 vs. G.B.:** Started at RB and rushed 21 times for 39 yards and one TD
- **9/18 at S.D.:** Rushed seven times for 28 yards (4.0 avg.)
- **9/25 vs. BAL:** Rushed six times for 17 yards and also had 2 receptions for 11 yards
- **10/2 vs. IND:** Rushed 14 times for 71 yards (5.1 avg.) and recorded four receptions for 46 yards
- **10/16 at CHI:** Rushed six times for 21 yards and posted one reception for five yards
- **10/23 vs. OAK:** Rushed six times for 24 yards and caught one pass for four yards ... Matched his longest rush of the season with a 15-yard run
- **10/27 at TEN:** Rushed for 20 yards on three carries and also had four receptions for 36 yards

2015 (w/ JAX - 12/12)

Played and started in 12 games during his rookie season ... Totaled 182 rushes for 740 yards (4.1 rush avg.) and two TDs and 36 receptions for 279 yards (7.8 rec. avg.) and one TD ... His 740 rushing yards are the most by a Jaguars rookie in a single season since **Maurice Jones-Drew** (941 yards) in 2006 ... Ranked fourth among NFL rookies with 1,019 scrimmage yards (740 rushing, 279 receiving)

- **9/13 vs. CAR:** Rushed 12 times for 51 yards (4.3 avg.) and had three receptions for 16 yards (5.3 avg.) in NFL debut
- **9/20 vs. MIA:** Rushed 25 times for 70 yards (2.8 avg.) and had three receptions for 13 yards (4.3 avg.)
- **10/4 at IND:** Recorded his first 100-yard rushing game of his career, tallying 22 rushes for 105 yards (4.8 avg.), including a career-long 36-yard scamper in OT ... Also had two catches for four yards (2.0 rec. avg.) ... Became first Jaguars rookie RB to rush for 100 yards since Jones-Drew recorded 131 yards on 12/24/06 versus New England
- **10/11 at T.B.:** Rushed 11 times for 32 yards (2.9 rush avg.) and had five receptions for 31 yards (6.2 rec. avg.), including his first career NFL touchdown
- **10/25 vs. BUF:** Rushed 20 times for a season- and career-high 115 yards and his first career TD
- **11/8 at NYJ:** Rushed 14 times for 64 yards (4.6 rush avg.), including a career-long 45-yard carry in the fourth quarter
- **12/6 at TEN:** Rushed 15 times for 57 yards (3.8 rush avg.) and one TD, and had four receptions for a career-high 79 receiving yards, including a career-long reception of 67 yards

COLLEGE (at Alabama, 2012-14)

- Appeared in 39 games with 21 starts and finished fourth in school history with 3,322 career rushing yards and third with 37 career rushing TDs
- Only player in school history to rush for 1,000-plus yards in his first two seasons
- Fifth player in program history to rush for 1,000-plus yards in multiple seasons, joining **Johnny Musso** (1970-71), **Bobby Humphrey** (1986-87), **Shaun Alexander** (1998-99) and **Kenneth Darby** (2004-05)
- Finished 243 yards behind Alexander's school record of 3,565 yards (1996-99)
- Only player in school history to be named the Dixie Howell Memorial Most Valuable Player of the A-Day Game three times

PERSONAL

- Attended Daphne (Ala.) High School where he played for coach Glenn Vickery
- Named Mr. Football for the state of Alabama by the Alabama Sports Writers Association
- First-team All-State selection by the ASWA
- Second-team USA Today High School All-America selection
- Five-star recruit according to Rivals.com and 247sports.com
- Totaled 6,155 scrimmage yards in four years with 73 TDs
- Won the 2010 Alabama 6A State Championship
- Twitter handle is @T_Yeldon

REGULAR SEASON CAREER STATISTICS

YEAR	TEAM	GP/GS	RUSHING					RECEIVING				
			NO	YDS	AVG	LG	TD	NO	YDS	AVG	LG	TD
2015	JAX	12/12	182	740	4.1	45	2	36	279	7.8	67	1
2016	JAX	7/7	63	220	3.5	15	1	24	142	5.9	16	0
NFL totals: 2 yrs. 19/19			245	960	3.9	45	3	60	421	7.0	67	1

CAREER HIGHS

	GAME	SEASON
Rushing attempts:	25 (9/20/15 vs. MIA)	182 (2015)
Rushing yards:	115 (10/25/15 vs. BUF)	740 (2015)
Longest rush:	45 (11/8/15 at NYJ)	45 (2015)
Rushing touchdowns:	1 (three times, last: 9/11/16 vs. G.B.)	2 (2014)
Receptions:	8 (9/18/16 at S.D.)	36 (2015)
Receiving yards:	79 (12/6/15 at TEN)	279 (2015)
Longest reception:	67 (12/6/15 at TEN)	67 (2015)
Receiving touchdowns:	1 (10/11/15 at T.B.)	1 (2015)

2016 GAME-BY-GAME STATISTICS

DATE	GAME	RUSHING					RECEIVING				
		NO	YDS	AVG	LG	TD	NO	YDS	AVG	LG	TD
09/11	vs. Green Bay	21	39	1.9	7	1	4	30	7.5	11	0
09/18	at San Diego	7	28	4.0	15	0	8	10	1.3	8	0
09/25	vs. Baltimore	6	17	2.8	9	0	2	11	5.5	6	0
10/02	vs. Indianapolis	14	71	5.1	15	0	4	46	11.5	16	0
BYE WEEK											
10/16	at Chicago	6	21	3.5	13	0	1	5	5.0	5	0
10/23	vs. Oakland	6	24	4.0	15	0	1	4	4.0	4	0
10/27	at Tennessee	3	20	6.7	12	0	4	36	9.0	12	0
11/06	at Kansas City										
11/13	vs. Houston										
11/20	at Detroit										
11/27	at Buffalo										
12/04	vs. Denver										
12/11	vs. Minnesota										
12/18	at Houston										
12/24	vs. Tennessee										
01/01	at Indianapolis										
2016 totals:		63	220	3.5	15	1	24	142	5.9	16	0

2015 GAME-BY-GAME STATISTICS

DATE	GAME	RUSHING					RECEIVING				
		NO	YDS	AVG	LG	TD	NO	YDS	AVG	LG	TD
09/13	vs. Carolina	12	51	4.3	14	0	3	16	5.3	7	0
09/20	vs. Miami	25	70	2.8	12	0	3	13	4.3	11	0
09/27	at New England	11	33	3.0	8	0	2	9	4.5	9	0
10/04	at Indianapolis	22	105	4.8	36	0	2	4	2.0	5	0
10/11	at Tampa Bay	11	32	2.9	10	0	5	31	6.2	13	1
10/18	vs. Houston										
10/25	vs. Buffalo	20	115	5.8	28	1	1	9	9.0	9	0
BYE WEEK											
11/08	at N.Y. Jets	14	64	4.6	45	0	3	37	12.3	21	0
11/15	at Baltimore	18	61	3.4	16	0	5	6	1.2	7	0
11/19	vs. Tennessee	14	54	3.9	15	0	3	28	9.3	13	0
11/29	vs. San Diego	9	36	4.0	21	0	4	46	11.5	20	0
12/06	at Tennessee	15	57	3.8	9	1	4	79	19.8	67	0
12/13	vs. Indianapolis	11	62	5.6	14	0	1	1	1.0	1	0
12/20	vs. Atlanta										
12/27	at New Orleans										
01/03	at Houston										
2015 totals:		182	740	4.1	45	2	36	279	7.8	67	1



GAME SUMMARIES

REGULAR SEASON WEEK 9 AT KANSAS CITY

GAME SUMMARIES

WEEK 1 vs. GREEN BAY

Sept. 11, 2016 at EverBank Field

	1	2	3	4	OT	Final
GREEN BAY PACKERS (1-0)	7	14	3	3	-	27
JACKSONVILLE JAGUARS (0-1)	7	10	3	3	-	23

The Jaguars were stopped on 4th-and-1 at the Green Bay 14 with 14 seconds remaining to cap a 27-23 opening day loss in a close game that saw four lead changes. Following a stirring pregame commemoration of 9/11, the Jaguars had the first possession, but Green Bay scored first when the Packers' **Joe Thomas** intercepted **Blake Bortles** on the fifth play to set up the Green Bay offense at the Jacksonville 29-yard line. After a 4th down conversion at the 20, **Aaron Rodgers** scored the first touchdown on a six-yard run. The Jaguars got their first touchdown on their second drive with a five-yard **T.J. Yeldon** scoring run which was set up by a 37-yard **Mercedes Lewis** reception. The Jaguars claimed their first lead after the Packers' third straight 3-and-out, marching 45 yards in 12 plays to set up **Jason Myers**' 26-yard field goal in a second quarter that saw both teams combine for 24 points. Green Bay answered with a Rodgers-to-**Jordy Nelson** scoring pass to reclaim the lead at 14-10 before the Jaguars answered with a 75-yard drive resulting in a 22-yard Bortles-to-**Julius Thomas** touchdown pass for a 17-14 lead. Green Bay's second consecutive 75-yard touchdown drive made it 21-17 Packers with 13 second left in the first half when Rodgers, despite a heavy rush, threw 29 yards to **Davante Adams** at the goal line. Both teams managed only two field goals in the second half, including a 50-yarder by Myers. The Jaguars began their final drive at their own 37 with 3:17 remaining and no times out left before a fourth-down swing pass from Bortles to **Allen Hurns** came up short at the Green Bay 14. Bortles threw for 320 yards while Rodgers was held to 199, but the Jacksonville offense averaged just 1.8 yards on 26 runs. Hurns had receptions of 30 and 38 yards on two Jacksonville scoring drives, while **Allen Robinson** led the team with six receptions for 72 yards.

Team	Q	Time Scoring Play	Drive
G.B.	1	A. Rodgers 6 yd run (M. Crosby kick)	6-29 (5:47)
Jax.	1	T. Yeldon 5 yd. run (J. Myers kick)	3-48 (1:24)
Jax.	2	J. Myers 26 yd. Field Goal	12-45(5:52)
G.B.	2	J. Nelson 6 yd. pass from A. Rodgers (M. Crosby kick)	9-75 (4:43)
Jax.	2	J. Thomas 22 yd. pass from B. Bortles (J. Myers kick)	7-75 (1:56)
G.B.	2	D. Adams 29 yd. pass from A. Rodgers (M. Crosby kick)	5-75 (0:56)
G.B.	3	M. Crosby Field Goal	13-68 (4:48)
Jax.	3	J. Myers 39 yd. Field Goal	10-54 (3:57)
G.B.	4	M. Crosby 20 yd. Field Goal	16-73 (9:14)
Jax.	4	J. Myers 50 yd. Field Goal	14-37 (6:49)

Team Statistics

	Packers	Jaguars
First Downs (Run-Pass-Pen)	18 (6-10-2)	20 (4-14-2)
Total Yards-Plays-Avg.	294-60-4.9	348-68-5.1
Rushing Yards-Attempts-Avg.	95-25-3.8	48-26-1.8
Net Yards Passing (Sacked-Yds)	199 (1-0)	300 (3-20)
Att-Comp-Int	34-20-0	39-24-1
Third Down Conversions (%)	7-14 (50%)	4-15 (27%)
Fourth Down Conversions (%)	1-1 (100%)	3-4 (75%)
Punts-Avg.	4-46.0	2-62.5
Fumbles-Lost	1-0	1-0
Penalties-Yards	5-24	9-79
Time of Possession	28:37	31:23

Individual Statistics

Packers Rushing: E. Lacy 14-61, A. Rodgers 4-16, R. Cobb 3-11, J. Starks 4-7
Jaguars Rushing: T. Yeldon 21-39, D. Robinson 3-7, B. Bortles 2-2

Packers Passing: A. Rodgers 20-34-199 (2 TDs)
Jaguars Passing: B. Bortles 24-39-320 (TD, INT)

Packers Receiving: R. Cobb 6-57, J. Nelson 6-32, D. Adams 3-50, R. Rodgers 1-22, E. Lacy 1-17, J. Abbrederis 1-8, J. Cook 1-7, J. Starks 1-6
Jaguars Receiving: A. Robinson 6-72, J. Thomas 5-64, A. Hurns 4-75, T. Yeldon 4-30, M. Lewis 2-48, M. Lee 2-22, R. Greene 1-9

Sacks: Packers 3.0 (M. Burnnett 1.0, N. Perry 1.0, C. Matthews 1.0)
Sacks: Jaguars 1.0 (J. Odrick 1.0)

Interceptions: Packers 1 (J. Thomas)
Interceptions: Jaguars None

Paid Attendance: 63,179 **Time:** 3:10 **Temperature:** 90 degrees

WEEK 2 AT SAN DIEGO

Sept. 18, 2016 at Qualcomm Stadium

	1	2	3	4	OT	Final
JACKSONVILLE JAGUARS (0-2)	0	0	0	14	-	14
SAN DIEGO CHARGERS (1-1)	7	14	14	3	-	38

The Chargers bolted to an early and commanding lead and never looked back in posting a lopsided 38-14 win in their home opener. Scoring touchdowns on three of their first four possessions, the Chargers led 21-0 midway through the second quarter on a **Melvin Gordon** 3-yard run and Philip Rivers touchdown passes of six and two yards to **Travis Benjamin** and **Antonio Gates**. **Tyrell Williams'** 44-yard touchdown catch-and run and a Benjamin 45-yard catch made it 35-0 at the end of the third quarter, by which time the Jaguars had four punts, three turnovers and a missed 54-yard field goal try. In the fourth quarter the Jaguars put together two scoring drives, marching 75 yards in 12 plays with **Mercedes Lewis** catching a four-yard touchdown pass from **Blake Bortles**, and Bortles throwing 15 yards to Corey Grant on the team's final possession. On the day San Diego had five red zone and goal-to-go situations and came away with three touchdowns, a field goal and a lost fumble. Bortles tied his career high with 50 pass attempts, completing 31 for 329 yards with two touchdowns and two interceptions, and was the Jaguars' leading rusher with 34 yards on the ground, while Rivers threw for four touchdowns. **Dante Fowler Jr.** turned in the first two sacks of his career while rookie **Yannick Ngakoue** also got his first, but the Jaguars could not overcome 13 penalties and three turnovers.

Team	Q	Time Scoring Play	Drive
S.D.	1	M. Gordon 3 yd. run (J. Lambo kick)	8-75 (4:46)
S.D.	2	T. Benjamin 6 yd. pass from P. Rivers (J. Lambo kick)	7-34 (3:34)
S.D.	2	A. Gates 2 yd. pass from P. Rivers (J. Lambo kick)	5-56 (2:11)
S.D.	3	Ty. Williams 44 yd. pass from P. Rivers (J. Lambo kick)	7-93 (4:18)
S.D.	3	T. Benjamin 45 yd. pass from P. Rivers (J. Lambo kick)	7-93 (4:18)
JAX	4	M. Lewis 4 yd. pass from B. Bortles (J. Myers kick)	12-75 (4:54)
S.D.	4	J. Lambo 25 yd. field goal	11-36 (5:54)
JAX	4	C. Grant 15 yd. pass from B. Bortles (J. Myers kick)	9-60 (2:30)

Team Statistics

	Jaguars	Chargers
First Downs (Run-Pass-Pen)	20 (6-13-1)	25 (10-10-5)
Total Yards-Plays-Avg.	388-63-6.2	357-63-5.7
Rushing Yards-Attempts-Avg.	69-11-6.3	150-35-4.3
Net Yards Passing (Sacked-Yds)	329 (2-10)	220 (3-13)
Att-Comp-Int	50-31-2	25-17-0
Third Down Conversions (%)	2-11 (18%)	7-13 (54%)
Fourth Down Conversions (%)	1-2 (50%)	0-0 (0%)
Punts-Avg.	4-44.8	4-43.3
Fumbles-Lost	1-1	1-1
Penalties-Yards	14-93	3-23
Time of Possession	25:08	34:52

Individual Statistics

Chargers Rushing: M. Gordon 24-102, D. Woodhead 3-27, K. Farrow 4-13, P. Rivers 1-10, K. Clemens 2--1, T. Benjamin 1--1
Jaguars Rushing: B. Bortles 3-34, T. Yeldon 7-28

Chargers Passing: P. Rivers 17-24-220 (4 TDs), K. Clemens 0-1-0
Jaguars Passing: B. Bortles 31-50-329 (2 TDs, 2 INTs)

Chargers Receiving: T. Benjamin 6-115, Ty. Williams 3-61, M. Gordon 3-18, A. Gates 3-15, D. Inman 1-7, D. Woodhead 1-4
Jaguars Receiving: T. Yeldon 8-10, M. Lee 5-75, A. Hurns 5-64, J. Thomas 4-71, A. Robinson 3-54, M. Lewis 2-17, C. Grant 1-15, A. Benn 1-9, R. Greene 1-7, D. Robinson 1-7

Sacks: Chargers 2.0 (M. Ingram 2.0)
Sacks: Jaguars 3.0 (D. Fowler 2.0), (Ngakoue 1.0)

Interceptions: Chargers 2 (C. Hayward 2)
Interceptions: Jaguars None

Paid Attendance: 52,165 **Time:** 3:14 **Temperature:** 82 degrees

GAME SUMMARIES

WEEK 3 vs. BALTIMORE

Sept. 25, 2016 at EverBank Field

	1	2	3	4	OT	Final
BALTIMORE RAVENS (3-0)	7	6	3	3	-	19
JACKSONVILLE JAGUARS (0-3)	0	7	7	3	-	17

The Jaguars took a 17-16 lead, their first of the day, with 7:27 left in the fourth quarter but a game-winning 53-yard field goal by **Justin Tucker** with 1:02 remaining gave Baltimore a 19-17 victory. Tucker converted all four of his field goal tries—from 43, 42, 37 and 53 yards—and **Joe Flacco** scored the Ravens' only touchdown on a 7-yard run to open the scoring. **Blake Bortles** threw two touchdown passes to **Allen Robinson**, the first a three-yarder with 1:55 left in the second quarter to narrow the Baltimore lead to 10-7. The Ravens closed out the first half with Tucker's 42-yard field goal on an untimed down after his miss from 57 yards was nullified by a 15-yard defensive penalty, an ironic twist from the bizarre ending of the teams' meeting the previous year. The third quarter began with Tucker's 37-yarder to make it 16-7 but the Jaguars battled back, marching 78 yards in 11 plays to set up the second Bortles-to-Robinson touchdown, an 11-yard pass that was initially ruled incomplete before being reversed by instant replay. In the final quarter the Jaguars had three takeaways but were 0-for-6 on third down and gave up four sacks. The game twisted and turned, beginning with a **Devon Hester** muffed punt return which was recovered by **Denard Robinson** to set up **Jason Myers**' 49-yard field goal, giving the Jaguars a 17-16 lead with 7:27 left. On the next series Flacco was intercepted by **Tashaun Gipson**, then three plays later Bortles was picked off by **Tavon Young**, followed two plays later by another Flacco interception by **Paul Posluszny**. After blocking Myers' 52-yard field goal attempt with 2:59 remaining, the Ravens converted a 4th-and-2 to set up Tucker's game-winner. The Jaguars' final possession ended with Bortles' third interception of the day.

Team	Q	Scoring Play	Drive / Time
BAL	1	J. Flacco 7 yd. run (J. Tucker kick)	8-75, 4:03
BAL	2	J. Tucker 43 yd. Field Goal	10-46, 5:47
JAX	2	A. Robinson 3 yd. pass from B. Bortles (J. Myers kick)	8-37, 3:50
BAL	2	J. Tucker 37 yd. Field Goal	9-56, 4:39
JAX	3	A. Robinson 11 yd. pass from B. Bortles (J. Myers kick)	11-78, 5:22
JAX	4	J. Myers 49 yd. Field Goal	4-8, 1:34
BAL	4	J. Tucker 53 yd. Field Goal	8-22, 1:57

Team Statistics

	Ravens	Jaguars
First Downs (Run-Pass-Pen)	18 (3-11-4)	14 (1-12-1)
Total Yards-Plays-Avg.	283-64-4.4	216-63-3.4
Rushing Yards-Attempts-Avg.	84-22-3.8	48-21-2.3
Net Yards Passing (Sacked-Yds)	199 (2-15)	168 (4-26)
Att-Comp-Int	40-29-2	38-24-3
Third Down Conversions (%)	3-13 (23%)	6-16 (38%)
Fourth Down Conversions (%)	1-1 (100%)	0-0 (0%)
Punts-Avg.	5-48.6	6-41.5
Fumbles-Lost	2-1	0-0
Penalties-Yards	8-58	7-75
Time of Possession	31:06	28:54

Individual Statistics

Ravens Rushing: T. West 10-45, J. Forsett 7-20, J. Flacco 3-12
Jaguars Rushing: T. Yeldon 6-17, B. Bortles 3-17, C. Ivory 12-14

Ravens Passing: J. Flacco 29-40-214 (2 INTs)
Jaguars Passing: B. Bortles 24-38-194 (2 TDs, 3 INTs)

Ravens Receiving: S. Smith 8-87, D. Pitta 6-42, J. Forsett 6-12, M. Wallace 3-34, B. Periman 2-22
Jaguars Receiving: A. Robinson 7-57, M. Lee 5-44, A. Hurns 4-40, M. Lewis 3-20, J. Thomas 2-123, T. Yeldon 2-11

Sacks: Ravens 4.0 (T. Suggs 2.0, L. Guy 1.0, T. Jernigan 1.0)
Sacks: Jaguars 2.0 (M. Jackson 1.0, Y. Ngakoue 1.0)

Interceptions: Ravens 3 (Z. Orr, T. Young, C. Mosley)
Interceptions: Jaguars 2 (T. Gipson, P. Posluszny)

Paid Attendance: 60,127 **Time:** 3:07 **Temperature:** 88 degrees

WEEK 4 vs. INDIANAPOLIS

Oct. 2, 2016 at Wembley Stadium

	1	2	3	4	OT	Final
INDIANAPOLIS COLTS (1-3)	3	3	0	21	-	27
JACKSONVILLE JAGUARS (1-3)	7	10	6	7	-	30

Playing in London's Wembley Stadium for the fourth time, the Jaguars built an early lead which they extended to 17 points before holding off a late Colts rally to win, 30-27. Both teams opened with a three-and-out before rookie **Yannick Ngakoue** intercepted an **Andrew Luck** pass at the Colts 33. The Jaguars capitalized on the game's only turnover, marching 24 yards in five plays to a three-yard touchdown pass from **Blake Bortles** to **Allen Robinson**. Indianapolis responded with field goals on its next two drives with **Adam Vinatieri** good from 53 and 49 yards to make it 7-6 early in the second quarter. The Jaguars' ensuing possession covered 75 yards in 10 plays with Bortles running in from one yard out to extend the lead to 14-6, and on their next series **Jason Myers** kicked a 22-yard field goal on the final play of the quarter for a 17-6 halftime lead. The second half was a continuation of the first as Jacksonville scored on its next two possessions as well, with Myers' 46 and 49-yarders giving the Jaguars a 17-point lead at 23-6 at the end of the third quarter. Indianapolis would not go away, however, scoring touchdowns on three consecutive fourth-quarter possessions. **Frank Gore** scored on a 1-yard run and Luck threw a two-yard touchdown pass to **T.Y. Hilton** to make it a three-point game at 23-20 with 7:06 remaining. Bortles then hit **Allen Hurns** with a short pass that Hurns turned into a 42-yard touchdown to make it 30-20, but the Colts responded with their own long touchdown as Luck hit **Phillip Dorsett** in stride on a 64-yard bomb to close within three at 30-27 with 3:03 left. After the Colts forced a punt the Jaguars defense stood up and stopped Indianapolis on 4th-and-1 at the 49-yard line. The Jaguars had to punt one more time, giving the ball back to the Colts at their own 18-yard line with 26 seconds remaining in the game. On 4th-and-11 Luck completed a short pass and the Colts desperately tried to advance the ball with laterals before being forced backwards to end the game. The Jaguars defense pressured Luck throughout, finishing with six sacks including 1.5 by **Paul Posluszny** and one each by Ngakoue, **Tyson Alualu**, **Sen'Derrick Marks** and **Chris Smith**.

Team	Q	Scoring Play	Drive / Time
JAX	1	A. Robinson 3 yd. pass from B. Bortles (J. Myers kick)	5-24, 2:10
IND	1	A. Vinatieri 53 yd. Field Goal	12-29, 6:33
IND	2	A. Vinatieri 49 yd. Field Goal	11-44, 6:10
JAX	2	B. Bortles 1 yd. run (J. Myers kick)	10-75, 4:44
JAX	2	J. Myers 22 yd. Field Goal	8-75, 1:06
JAX	3	J. Myers 46 yd. Field Goal	9-43, 3:10
JAX	3	J. Myers 49 yd. Field Goal	14-58, 6:48
IND	4	F. Gore 1 yd. run (A. Vinatieri kick)	9-75, 3:03
IND	4	T. Hilton 2 yd. pass from A. Luck (A. Vinatieri kick)	12-78, 5:31
JAX	4	A. Hurns 42 yd. pass from B. Bortles (J. Myers kick)	4-75, 2:03
IND	4	P. Dorsett 64 yd. pass from A. Luck (A. Vinatieri kick)	6-75, 2:00

Team Statistics

	Colts	Jaguars
First Downs (Run-Pass-Pen)	23 (7-11-5)	23 (7-11-5)
Total Yards-Plays-Avg.	284-73-3.9	331-65-5.1
Rushing Yards-Attempts-Avg.	94-25-3.8	136-29-4.7
Net Yards Passing (Sacked-Yds)	190 (6-44)	195 (3-12)
Att-Comp-Int	42-27-1	33-19-0
Third Down Conversions (%)	9-17 (53%)	3-11 (27%)
Fourth Down Conversions (%)	0-2 (0%)	1-1 (100%)
Punts-Avg.	3-49.7	5-53.8
Fumbles-Lost	1-0	1-0
Penalties-Yards	7-78	11-145
Time of Possession	32:39	27:21

Individual Statistics

Colts Rushing: F. Gore 16-68, A. Luck 4-23, P. Dorsett 1-3, R. Turbin 1-2
Jaguars Rushing: T. Yeldon 14-71, B. Bortles 7-36, C. Ivory 8-29

Colts Passing: A. Luck 27-42-234 (2 TDs, 1 INTs)
Jaguars Passing: B. Bortles 19-33-207 (2 TDs)

Colts Receiving: T. Hilton 7-42, J. Ferguson 7-33, F. Gore 5-27, C. Rogers 2-39, D. Allen 2-20, R. Turbin 2-3, P. Dorsett 1-64, J. Doyle 1-6
Jaguars Receiving: A. Robinson 5-55, T. Yeldon 4-46, M. Lee 4-28, A. Hurns 2-47, M. Lewis 1-21, N. Sterling 1-10, R. Greene 1-8, A. Been 1-1

Sacks: Chargers 3.0 (E. Walden 1.0, A. Ayers 1.0, H. Ridgeway 0.5, Z. Kerr 0.5)
Sacks: Jaguars 6.0 (Posluszny 1.5, Ngakoue 1.0, Marks 1.0, C. Smith 1.0, Alualu 1.0, Johnson 0.5)

Interceptions: Chargers None
Interceptions: Jaguars 1 (Y. Ngakoue)

Paid Attendance: 83,764 **Time:** 3:15 **Temperature:** 59 degrees

GAME SUMMARIES

WEEK 6 AT CHICAGO

Oct. 16, 2016 at Soldier Field

	1	2	3	4	OT	Final
JACKSONVILLE JAGUARS (2-3)	0	0	0	17	-	17
CHICAGO BEARS (1-5)	0	10	3	3	-	16

Trailing 13-0 after three quarters, the Jaguars scored 17 fourth-quarter points to post the team's largest come-from-behind win in two years, tying its sixth-best comeback in history, with a 17-16 victory in Chicago. Jacksonville appeared ready to strike first on its initial possession, marching 89 yards in 11 plays to the Chicago one-yard line before **Blake Bortles'** third-down pass to **Allen Robinson** was intercepted in the end zone by **Tracy Porter** and returned to the 24. As it turned out, **Connor Barth's** 36- and 24-yard field goals and a 16-yard touchdown pass from **Brian Hoyer** to **Cameron Meredith** were the only points scored, all by Chicago, in the first three quarters. After being forced to punt five times, Jacksonville began its comeback on the 2nd play of the fourth quarter with a **Chris Ivory** 1-yard plunge. The next possession ended after two plays when **Blake Bortles** fumbled, setting up the Bears at the Jacksonville 28-yard line. The defense held Chicago to a 32-yard field goal and the Jaguars offense responded on its ensuing possession with a **Jason Myers** 30-yard field goal capping an 11-play, 63-yard drive to cut the Chicago lead to 16-10 with 4:59 remaining. After forcing another Bears punt, the Jaguars got their game-winning drive. On the first two plays Bortles completed passes of 13 yards to **Julius Thomas** and 14 yards to **Marqise Lee** to get to the 49-yard line. Following an incompleting, Bortles then hit **Arrelious Benn** with a short pass, and Benn's sliding catch-and-run covered the final 51 yards. Myers' PAT gave the Jaguars their first lead of the day, 17-16, with 2:49 left in the game. On its final possession, Chicago was stopped on downs at midfield before the Jaguars ran out the final 57 seconds to seal their second consecutive win. The Jaguars had the game's only two turnovers, but in each case the defense limited Chicago to a field goal. Chicago also had four red zone possessions but managed to score just one touchdown and three field goals.

Team	Q	Scoring Play	Drive / Time
CHI	2	C. Barth 36 yd. Field Goal	11-58, 5:30
CHI	2	J. Howard 1 yd. run (C. Barth kick)	16-86, 7:31
CHI	3	C. Barth 23 yd. Field Goal	11-74, 5:43
JAX	4	C. Ivory 1 yd. run (J. Myers kick)	5-75, 2:03
CHI	4	C. Barth 32 yd. Field Goal	6-14, 3:06
JAX	4	J. Myers 30 yd. Field Goal	11-63, 3:29
JAX	4	A. Benn 51 yd. pass from B. Bortles (J. Myers kick)	4-78, 0:29

Team Statistics

	Jaguars	Bears
First Downs (Run-Pass-Pen)	30 (3-12-5)	22 (5-16-1)
Total Yards-Plays-Avg.	317-55-5.4	389-77-5.1
Rushing Yards-Attempts-Avg.	54-20-2.7	92-27-3.4
Net Yards Passing (Sacked-Yds)	263 (2-8)	297 (1-5)
Att-Comp-Int	40-29-2	38-24-3
Third Down Conversions (%)	2-10 (20%)	7-17 (41%)
Fourth Down Conversions (%)	0-0 (0%)	0-1 (0%)
Punts-Avg.	5-55.0	6-43.5
Fumbles-Lost	2-1	1-0
Penalties-Yards	5-50	10-87
Time of Possession	24:13	35:47

Individual Statistics

Bears Rushing: K. Carey 9-50, J. Howard 15-34, J. Bellamy 1-7, P. Lasike 1-1
Jaguars Rushing: C. Ivory 11-32, T. Yeldon 6-21, B. Bortles 3-1

Bears Passing: B. Hoyer 30-49-302
Jaguars Passing: B. Bortles 20-33-271 (1 TD, 1 INT)

Bears Receiving: C. Meredith 11-113, A. Jeffrey 7-93, Z. Miller 6-36, E. Royal 4-54, J. Howard 2-6
Jaguars Receiving: M. Lee 6-61, A. Hurns 5-74, A. Robinson 3-49, J. Thomas 2-28, C. Ivory 2-3, A. Benn 1-51, T. Yeldon 1-5

Sacks: Bears 2.0 (W. Young 2.0)
Sacks: Jaguars 1.0 (Y. Ngakou 1.0)

Interceptions: Bears 1 (T. Porter)
Interceptions: Jaguars None

Paid Attendance: 61,054 **Time:** 3:02 **Temperature:** 69 degrees

WEEK 7 vs. OAKLAND

Oct. 23, 2016 at EverBank Field

	1	2	3	4	OT	Final
OAKLAND RAIDERS (5-2)	3	17	3	10	-	33
JACKSONVILLE JAGUARS (2-4)	0	6	3	7	-	16

In a game that saw seven field goals and four touchdowns, the Jaguars struggled in red zone opportunities while the Raiders took advantage of three turnovers and 13 penalties, resulting in a 33-16 Raiders win in Jacksonville. After both teams went three-and-out to start the game, Oakland scored first on a 26-yard **Sebastian Janikowski** field goal. The Jaguars then marched to the Oakland 18 but **Blake Bortles'** pass to **Marqise Lee** was intercepted in the endzone by **David Amerson**. The Raiders were forced to punt, but Greene muffed the punt and Oakland recovered at the Jacksonville 17. The defense did its job, limiting Oakland to a 32-yard field goal for a 6-0 lead at the beginning of the second quarter, at which point the Jaguars had two possessions and two turnovers. The next four possessions of the game resulted in scores, with the Jaguars getting 23- and 37-yard field goals while Oakland added two touchdowns to build their lead to 20-6 as the first half ended. **Jason Myers** kicked a 44-yard field goal to open the second half and get the Jaguars within 11 points at 20-9, but Jacksonville punted on its next four drives, including three straight three-and-outs. Back-to-back field goals by Janikowski from 44 and 52 yards extended the Oakland lead to 26-9 early in the fourth quarter. The Jaguars' best drive of the day began with 7:15 left, when they marched 83 yards in 11 plays with Bortles hitting **Julius Thomas** with a nine-yard touchdown pass, making it a 10-point game at 26-16 with 4:12 left. After a failed outside kick by the Jaguars, Oakland drove 48 yards in eight plays with **Lataivus Murray** scoring on a nine-yard run with 2:35 remaining. Oakland's **Reggie Nelson** then intercepted Bortles on the final Jaguars possession to seal the win. In the fourth quarter three players were ejected for unsportsmanlike conduct. The Jaguars dropped to 2-4 on the season a week after winning back-to-back games.

Team	Q	Scoring Play	Drive / Time
OAK	1	S. Janikowski 26 yd. Field Goal	9-63, 3:15
OAK	2	S. Janikowski 32 yd. Field Goal	4-3, 0:15
JAX	2	J. Myers 23 yd. Field Goal	5-70, 2:14
OAK	2	L. Murray 2 yd. run (S. Janikowski kick)	11-75, 7:06
JAX	2	J. Myers 37 yd. Field Goal	9-56, 3:43
OAK	2	M. Crabtree 2 yd. pass from D. Carr (S. Janikowski kick)	8-75, 1:38
JAX	3	J. Myers 44 yd. Field Goal	7-39, 2:49
OAK	3	S. Janikowski 44 yd. Field Goal	5-12, 2:17
OAK	4	S. Janikowski 52 yd. Field Goal	7-38, 3:44
JAX	4	J. Thomas 9 yd. pass from B. Bortles (J. Myers kick)	11-83, 3:03
OAK	4	L. Murray 9 yd. run (S. Janikowski kick)	8-48, 1:37

Team Statistics

	Raiders	Jaguars
First Downs (Run-Pass-Pen)	21 (8-10-3)	19 (4-11-4)
Total Yards-Plays-Avg.	344-71-4.8	344-60-5.7
Rushing Yards-Attempts-Avg.	144-34-4.2	105-16-6.6
Net Yards Passing (Sacked-Yds)	200 (0-0)	239 (1-7)
Att-Comp-Int	37-23-0	43-23-2
Third Down Conversions (%)	8-18 (44%)	4-13 (31%)
Fourth Down Conversions (%)	1-1 (100%)	0-0 (0%)
Punts-Avg.	5-54.6	5-47.8
Fumbles-Lost	1-0	2-1
Penalties-Yards	11-117	13-112
Time of Possession	33:27	26:33

Individual Statistics

Jaguars Rushing: C. Ivory 5-48, B. Bortles 5-33, T. Yeldon 6-24

Raiders Rushing: L. Murray 18-59, M. King 1-27, J. Holton 2-25, D. Washington 5-16, J. Olawale 3-12, D. Carr 4-4, J. Richard 1-1

Jaguars Passing: B. Bortles 23-43-246 (1 TD, 2 INTs)
Raiders Passing: D. Carr 23-37-200 (1 TD)

Jaguars Receiving: M. Lee 7-107, A. Hurns 4-45, J. Thomas 3-20, A. Robinson 2-9, R. Greene 2-8, C. Ivory 2-3, A. Benn 1-39, M. Lewis 1-11, T. Yeldon 1-4
Raiders Receiving: M. Crabtree 8-96, S. Roberts 4-42, A. Cooper 4-29, L. Murray 2-4, M. Rivera 1-13, D. Washington 1-6, C. Walford 1-5, A. Holmes 1-5, J. Richard 1-0

Sacks: Jaguars 0
Sacks: Raiders 1.0 (K. Mack 1.0)

Interceptions: Jaguars 0
Interceptions: Raiders 2 (D. Amerson 1, R. Nelson 1)

Paid Attendance: 62,614 **Time:** 1:02 **Temperature:** 70 degrees

GAME SUMMARIES



WEEK 8 AT TENNESSEE

Oct. 27, 2016 at Nissan Stadium

	1	2	3	4	OT	Final
JACKSONVILLE JAGUARS (2-5)	0	0	8	14	-	22
TENNESSEE TITANS (4-4)	3	24	6	3	-	36

Making their lone national appearance on a Thursday night, the Jaguars struggled from the start with all five first-half possessions ending in punts while the Titans scored on five consecutive drives to build a commanding 27-0 halftime lead on the way to a 36-22 win in Nashville. The statistical disparity at halftime was shocking, with Tennessee holding large advantages in first downs (20 to 3), total yards (354 to 60), offensive plays (41 to 22), third down conversions (6/8 to 1/6), rushing yards (135 to 5) net passing yards (219 to 55), and time of possession (19:33 to 10:27). Including their first possession of the second half, Tennessee put together six consecutive scoring drives of 54, 66, 69, 62, 90 and 75 yards resulting in four touchdowns and two field goals. The Jaguars scored three second-half touchdowns, with **Julius Thomas**, **Allen Hurns** and **Bryan Walters** catching **Blake Bortles** scoring passes. Bortles completed 33 of a team record-tying 54 pass attempts for 337 yards and three TDs, mostly in the second half, and he was also the Jaguars' leading rusher with 22 yards. **Marcus Mariota** completed 81.8 percent of his 22 passes with scoring throws to **Kendall Wright** and **Rishard Matthews**. **DeMarco Murray** rushed for 123 yards and a touchdown and **Derrick Henry** added 60 yards and a score as Tennessee turned in 214 rushing yards on 43 rushing attempts with 494 yards in total offense. The Jaguars fell to 2-5 for the second year in a row, with a 1-1 record in division games.

Team	Q	Scoring Play	Drive / Time
TEN	1	R. Succop 32 yd. Field Goal	10-54, 5:34
TEN	2	K. Wright 36 yd. pass from M. Mariota (R. Succop kick)	4-66, 1:59
TEN	2	D. Henry 6 yd. run (R. Succop kick)	8-69, 3:25
TEN	2	D. Murray 14 yd. run (R. Succop kick)	4-62, 1:43
TEN	2	R. Succop 22 yd. Field Goal	12-90, 3:13
JAX	3	J. Thomas 10 yd. pass from B. Bortles (Bortles run)	11-75, 3:55
TEN	3	R. Matthews 4 yd. pass from M. Mariota (Kick failed, wl)	7-75, 4:12
TEN	4	R. Succop 33 yd. Field Goal	9-20, 5:10
JAX	4	A. Hurns 5 yd. pass from B. Bortles (J. Myers kick)	7-58, 2:08
JAX	4	B. Walters 7 yd. pass from B. Bortles (J. Myers kick)	12-91, 2:32

Team Statistics

	Jaguars	Titans
First Downs (Run-Pass-Pen).....	27 (3-22-2).....	25 (11-12-2)
Total Yards-Plays-Avg.	370-67-5.5	494-66-7.5
Rushing Yards-Attempts-Avg.....	48-11-4.4	214-43-5.0
Net Yards Passing (Sacked-Yds)	322 (2-15).....	280 (0-0)
Att-Comp-Int	54-33-0.....	23-19-0
Third Down Conversions (%).....	6-13 (46%)	9-15 (60%)
Fourth Down Conversions (%).....	0-1 (0%)	0-0 (0%)
Punts-Avg.	6-45.8.....	4-38.8
Fumbles-Lost	2-1	1-0
Penalties-Yards.....	7-75	7-54
Time of Possession	25:35.....	34:25

Individual Statistics

Titans Rushing: D. Murray 21-123, D. Henry 16-60, M. Mariota 3-11, K. Wright 1-15, D. Walker 1-3, M. Cassel 1-2

Jaguars Rushing: B. Bortles 4-22, T. Yeldon 3-20, C. Ivory 4-6

Titans Passing: M. Mariota 18-22-270 (2 TDs)

Jaguars Passing: B. Bortles 33-54-337 (3 TDs)

Titans Receiving: K. Wright 4-84, D. Walker 4-75, R. Matthews 4-38, D. Henry 4-37, P. Supernaw 1-30, T. Sharpe 1-11, D. Murray 1-5

Jaguars Receiving: A. Hurns 7-98, A. Robinson 6-70, B. Koyack 5-41, T. Yeldon 4-36, M. Lewis 4-23, J. Thomas 3-28, B. Walters 2-14, M. Lee 1-21, C. Ivory 1-6

Sacks: Titans 2.0 (A. Williamson 1.0, D. Morgan 1.0)

Sacks: Jaguars None

Interceptions: Titans None

Interceptions: Jaguars None

Paid Attendance: 61,619

Time: 3:08

Temperature: 71 degrees

Week 8

National Football League Game Summary

NFL Copyright © 2016 by The National Football League. All rights reserved. This summary and play-by-play is for the express purpose of assisting media in their coverage of the game; any other use of this material is prohibited without the written permission of the National Football League. Updated: 11/1/2016

Date: Thursday, 10/27/2016

Jacksonville Jaguars at Tennessee Titans
at Nissan Stadium, Nashville, TN

Start Time: 7:26 PM Central

Game Day Weather

Game Weather: Clear
Played Outdoors on Turf: Grass

Temp: 71° F (21.7° C) Humidity: 78%, Wind: NNW 3 mph
Outdoor Weather: Clear,

Officials

Referee: Hussey, John (35)	Umpire: Michalek, Tony (115)	Head Linesman: Mackie, Wayne (106)
Line Judge: Marinucci, Ron (107)	Side Judge: Baynes, Allen (56)	Field Judge: Buchanan, Jimmy (86)
Back Judge: Ferguson, Keith (61)	Replay Official: Wimmer, Mike ()	

Lineups

Jacksonville Jaguars				Tennessee Titans			
Offense		Defense		Offense		Defense	
WR 15	A.Robinson	LEO 91	Y.Ngakoue	WR 18	R.Matthews	DE 90	D.Jones
TE 80	J.Thomas	DT 90	M.Jackson	TE 82	D.Walker	NT 96	A.Woods
LT 68	K.Beachum	DT 95	A.Jones	LT 77	T.Lewan	DT 99	J.Casey
LG 77	P.Omameh	DE 93	T.Alualu	LG 62	B.Schwenke	OLB 91	D.Morgan
C 65	B.Linder	WLB 50	T.Smith	C 60	B.Jones	ILB 59	W.Woodyard
RG 60	A.Cann	MLB 51	P.Posluszny	RG 64	J.Kline	ILB 54	A.Williamson
RT 78	J.Parnell	OTTO 44	M.Jack	RT 78	J.Conklin	OLB 98	B.Orakpo
TE 89	M.Lewis	LCB 22	A.Colvin	TE 80	A.Fasano	CB 23	B.McCain
WR 88	A.Hurns	FS 39	T.Gipson	QB 8	M.Mariota	SS 21	D.Searcy
QB 5	B.Bortles	SS 37	J.Cyprien	TE 89	P.Supernaw	FS 24	D.Stafford
RB 24	T.Yeldon	RCB 20	J.Ramsey	RB 29	D.Murray	CB 30	J.McCourty

Substitutions

K 2 J.Myers, P 3 B.Nortman, WR 11 M.Lee, RB 16 D.Robinson, WR 17 A.Benn, CB 21 P.Amukamara, FS 25 P.Thompson, CB 31 D.House, RB 33 C.Ivory, LS 46 C.Tinker, S 47 J.Wilson, LB 52 H.Pullard, LB 55 D.Skuta, DE 56 D.Fowler, LB 59 A.Brown, G 64 C.Reed, G 69 T.Shatley, WR 81 B.Walters, TE 83 B.Koyack, DT 92 S.Day, DT 94 R.Ash, DE 98 C.Smith, DT 99 S.Marks

Substitutions

K 4 R.Succop, P 6 B.Kern, WR 13 K.Wright, QB 16 M.Cassel, WR 19 T.Sharpe, RB 22 D.Henry, RB 26 A.Andrews, CB 28 C.Riggs, S 31 K.Byard, CB 35 C.Riley, CB 36 L.Sims, FB 45 J.Fowler, CB 47 A.Blake, LS 48 B.Brinkley, LB 50 N.Palmer, OLB 51 D.Bass, OLB 52 A.Wallace, LB 55 S.Spence, G/T 71 D.Kelly, G 79 S.Tretola, WR 81 A.Johnson, WR 87 M.Mariani, DE 95 A.Blackson, DL 97 K.Klug

Did Not Play

QB 7 C.Henne

Did Not Play

CB 20 P.Cox, S 25 R.Johnson, G 67 Q.Spain, WR 83 H.Douglas, TE 88 J.Amaro, OLB 93 K.Dodd, DL 94 Au.Johnson

Not Active

QB 10 B.Allen, WR 13 R.Greene, CB 29 J.Johnson, RB 30 C.Grant, DL 75 J.Odrick, OL 79 B.Harris, TE 87 N.Sterling

Not Active

CB 20 P.Cox, S 25 R.Johnson, G 67 Q.Spain, WR 83 H.Douglas, TE 88 J.Amaro, OLB 93 K.Dodd, DL 94 Au.Johnson

Field Goals (made () & missed)

		R.Succop	(32) (22) (33)				
		1	2	3	4	OT	Total
VISITOR:	Jacksonville Jaguars	0	0	8	14	0	22
HOME:	Tennessee Titans	3	24	6	3	0	36

Scoring Plays

Team	Qtr	Time	Play Description (Extra Point) (Drive Info)	Visitor	Home
Titans	1	3:31	R.Succop 32 yd. Field Goal (10-54, 5:34)	0	3
Titans	2	14:53	K.Wright 36 yd. pass from M.Mariota (R.Succop kick) (4-66, 1:59)	0	10
Titans	2	10:36	D.Henry 6 yd. run (R.Succop kick) (8-69, 3:25)	0	17
Titans	2	7:09	D.Murray 14 yd. run (R.Succop kick) (4-62, 1:43)	0	24
Titans	2	0:00	R.Succop 22 yd. Field Goal (12-90, 3:13)	0	27
Jaguars	3	11:05	J.Thomas 10 yd. pass from B.Bortles (B.Bortles run) (11-75, 3:55)	8	27
Titans	3	6:53	R.Matthews 4 yd. pass from M.Mariota (kick failed, wl) (7-75, 4:12)	8	33
Titans	4	12:32	R.Succop 33 yd. Field Goal (9-20, 5:10)	8	36
Jaguars	4	3:11	A.Hurns 5 yd. pass from B.Bortles (J.Myers kick) (7-58, 2:08)	15	36

Week 8

National Football League Game Summary

NFL Copyright © 2016 by The National Football League. All rights reserved. This summary and play-by-play is for the express purpose of assisting media in their coverage of the game; any other use of this material is prohibited without the written permission of the National Football League. Updated: 11/1/2016

Jaguars 4 0:01 B.Walters 7 yd. pass from B.Bortles (J.Myers kick) (12-91, 2:32) 22 36
Paid Attendance: 61,619 Time: 3:08

Jacksonville Jaguars vs Tennessee Titans
10/27/2016 at Nissan Stadium

Final Individual Statistics

Jacksonville Jaguars

Tennessee Titans

RUSHING						RUSHING					
	ATT	YDS	AVG	LG	TD		ATT	YDS	AVG	LG	TD
B.Bortles	4	22	5.5	12	0	D.Murray	21	123	5.9	22	1
T.Yeldon	3	20	6.7	12	0	D.Henry	16	60	3.8	15	1
C.Ivory	4	6	1.5	4	0	K.Wright	1	15	15.0	15	0
						M.Mariota	3	11	3.7	7	0
						D.Walker	1	3	3.0	3	0
						M.Cassel	1	2	2.0	2	0
Total	11	48	4.4	12	0	Total	43	214	5.0	22	2

PASSING									PASSING								
	ATT	CMP	YDS	SK/YD	TD	LG	IN	RT		ATT	CMP	YDS	SK/YD	TD	LG	IN	RT
B.Bortles	54	33	337	2/15	3	31	0	97.5	M.Mariota	22	18	270	0/0	2	47	0	148.1
									M.Cassel	1	1	10	0/0	0	10	0	108.3
Total	54	33	337	2/15	3	31	0	97.5	Total	23	19	280	0/0	2	47	0	146.4

PASS RECEIVING							PASS RECEIVING						
	TAR	REC	YDS	AVG	LG	TD		TAR	REC	YDS	AVG	LG	TD
A.Hurns	11	7	98	14.0	31	1	K.Wright	5	4	84	21.0	36	1
A.Robinson	15	6	70	11.7	21	0	D.Walker	5	4	75	18.8	47	0
B.Koyack	5	5	41	8.2	14	0	R.Matthews	4	4	38	9.5	16	1
T.Yeldon	4	4	36	9.0	12	0	D.Henry	5	4	37	9.3	15	0
M.Lewis	6	4	23	5.8	9	0	P.Superdaw	1	1	30	30.0	30	0
J.Thomas	6	3	28	9.3	10	1	T.Sharpe	1	1	11	11.0	11	0
B.Walters	2	2	14	7.0	7	1	D.Murray	2	1	5	5.0	5	0
M.Lee	3	1	21	21.0	21	0							
C.Ivory	1	1	6	6.0	6	0							
A.Benn	1	0	0	0.0	0	0							
Total	54	33	337	10.2	31	3	Total	23	19	280	14.7	47	2

INTERCEPTIONS						INTERCEPTIONS					
	NO	YDS	AVG	LG	TD		NO	YDS	AVG	LG	TD
Total	0	0	0	0	0	Total	0	0	0	0	0

PUNTING								PUNTING							
	NO	YDS	AVG	NET	TB	IN20	LG		NO	YDS	AVG	NET	TB	IN20	LG
B.Nortman	6	275	45.8	41.0	1	1	60	B.Kern	4	155	38.8	38.8	0	2	44
Total	6	275	45.8	41.0	1	1	60	Total	4	155	38.8	38.8	0	2	44

PUNT RETURNS							PUNT RETURNS						
	NO	YDS	AVG	FC	LG	TD		NO	YDS	AVG	FC	LG	TD
B.Walters	1	0	0.0	1	0	0	M.Mariani	1	9	9.0	1	9	0
M.Lee	1	0	0.0	0	0	0	[DOWNED]	3	0	0.0	0	0	0
[DOWNED]	1	0	0.0	0	0	0	[TOUCHBACK]	1	0	0.0	0	0	0
Total	2	0	0.0	1	0	0	Total	1	9	9.0	1	9	0

KICKOFF RETURNS							KICKOFF RETURNS						
	NO	YDS	AVG	FC	LG	TD		NO	YDS	AVG	FC	LG	TD
M.Lee	2	45	22.5	0	25	0	K.Wright	1	4	4.0	0	4	0
[TOUCHBACK]	5	0	0.0	0	0	0	[TOUCHBACK]	2	0	0.0	0	0	0
Total	2	45	22.5	0	25	0	Total	1	4	4.0	0	4	0

Jacksonville Jaguars

FUMBLES											
	FUM	LOST	OWN-REC	YDS	TD	FORCED	OPP-REC	YDS	TD	OUT-BDS	
C.Ivory	1	0	1	0	0	0	0	0	0	0	
M.Lee	1	1	0	0	0	0	0	0	0	0	
Total	2	1	1	0	0	0	0	0	0	0	

Tennessee Titans

FUMBLES											
	FUM	LOST	OWN-REC	YDS	TD	FORCED	OPP-REC	YDS	TD	OUT-BDS	
M.Mariota	1	0	0	-12	0	0	0	0	0	0	
B.Schwenke	0	0	1	0	0	0	0	0	0	0	
L.Sims	0	0	0	0	0	0	1	0	0	0	
Total	1	0	1	-12	0	0	1	0	0	0	

Jacksonville Jaguars vs Tennessee Titans
10/27/2016 at Nissan Stadium

Final Team Statistics

	Visitor Jaguars	Home Titans
TOTAL FIRST DOWNS	27	25
By Rushing	3	11
By Passing	22	12
By Penalty	2	2
THIRD DOWN EFFICIENCY	6-13-46%	9-15-60%
FOURTH DOWN EFFICIENCY	0-1-0%	0-0-0%
TOTAL NET YARDS	370	494
Total Offensive Plays (inc. times thrown passing)	67	66
Average gain per offensive play	5.5	7.5
NET YARDS RUSHING	48	214
Total Rushing Plays	11	43
Average gain per rushing play	4.4	5.0
Tackles for a loss-number and yards	2-3	4-11
NET YARDS PASSING	322	280
Times thrown - yards lost attempting to pass	2-15	0-0
Gross yards passing	337	280
PASS ATTEMPTS-COMPLETIONS-HAD INTERCEPTED	54-33-0	23-19-0
Avg gain per pass play (inc.# thrown passing)	5.8	12.2
KICKOFFS Number-In End Zone-Touchbacks	4-2-2	7-6-5
PUNTS Number and Average	6-45.8	4-38.8
Had Blocked	0	0
FGs - PATs Had Blocked	0-0	0-0
Net Punting Average	41.0	38.8
TOTAL RETURN YARDAGE (Not Including Kickoffs)	0	9
No. and Yards Punt Returns	2-0	1-9
No. and Yards Kickoff Returns	2-45	1-4
No. and Yards Interception Returns	0-0	0-0
PENALTIES Number and Yards	7-75	7-54
FUMBLES Number and Lost	2-1	1-0
TOUCHDOWNS	3	4
Rushing	0	2
Passing	3	2
EXTRA POINTS Made-Attempts	3-3	3-4
Kicking Made-Attempts	2-2	3-4
Rushing Made-Attempts	1-1	0-0
FIELD GOALS Made-Attempts	0-0	3-3
RED ZONE EFFICIENCY	3-4-75%	3-6-50%
GOAL TO GO EFFICIENCY	3-3-100%	1-3-33%
SAFETIES	0	0
FINAL SCORE	22	36
TIME OF POSSESSION	25:35	34:25

Jacksonville Jaguars vs Tennessee Titans
10/27/2016 at Nissan Stadium

Ball Possession And Drive Chart

Jacksonville Jaguars

#	Time Recd	Time Lost	Time Poss	How Ball Obtained	Drive Began	# Play	Yds Gain	Yds Pen	Net Yds	1st Down	Last Scrm	How Given Up
1	11:21	9:05	2:16	Punt	JAX 14	5	12	-5	7	1	JAX 21	Punt
2	3:31	1:52	1:39	Kickoff	JAX 24	3	7	0	7	0	JAX 31	Punt
3	14:53	14:01	0:52	Kickoff	JAX 25	3	4	0	4	0	JAX 29	Punt
4	10:36	8:52	1:44	Kickoff	JAX 25	3	6	0	6	0	JAX 31	Punt
5	7:09	3:13	3:56	Kickoff	JAX 25	8	31	0	31	2	TEN 44	Punt
6	15:00	11:05	3:55	Kickoff	JAX 25	11	75	0	75	6	* TEN 10	Touchdown
7	6:53	4:50	2:03	Kickoff	JAX 25	4	25	-10	15	1	JAX 40	Punt
8	12:32	8:02	4:30	Kickoff	JAX 28	11	66	-10	56	5	* TEN 16	Downs
9	5:19	3:11	2:08	Punt	JAX 42	7	53	5	58	5	* TEN 5	Touchdown
10	2:33	0:01	2:32	Punt	JAX 9	12	91	0	91	7	* TEN 7	Touchdown

(242) Average JAX 24

Tennessee Titans

#	Time Recd	Time Lost	Time Poss	How Ball Obtained	Drive Began	# Play	Yds Gain	Yds Pen	Net Yds	1st Down	Last Scrm	How Given Up
1	15:00	11:21	3:39	Kickoff	TEN 25	5	22	-5	17	1	TEN 42	Punt
2	9:05	3:31	5:34	Punt	TEN 32	10	44	10	54	3	* JAX 14	Field Goal
3	1:52	14:53	1:59	Punt	TEN 34	4	66	0	66	2	JAX 36	Touchdown
4	14:01	10:36	3:25	Punt	TEN 31	8	54	15	69	5	* JAX 6	Touchdown
5	8:52	7:09	1:43	Punt	TEN 38	4	62	0	62	3	* JAX 14	Touchdown
6	3:13	0:00	3:13	Punt	TEN 6	12	94	-4	90	6	* JAX 4	Field Goal
7	11:05	6:53	4:12	Kickoff	TEN 25	7	75	0	75	3	* JAX 4	Touchdown
8	4:50	2:42	2:08	Punt	TEN 20	4	17	-15	2	0	TEN 22	Punt
9	2:42	12:32	5:10	Muffed Punt	JAX 35	9	35	-15	20	2	* JAX 15	Field Goal
10	8:02	5:19	2:43	Downs	TEN 16	3	8	0	8	0	TEN 24	Punt
11	3:11	2:33	0:38	Kickoff	JAX 47	3	5	0	5	0	JAX 42	Punt
12	0:01	0:00	0:01	Kickoff		0	0	0	0	0		End of Game

(345) Average TEN 31

* inside opponent's 20

Time of Possession by Quarter		1st	2nd	3rd	4th	OT	Total
Visitor	Jacksonville Jaguars	3:55	6:32	5:58	9:10		25:35
Home	Tennessee Titans	11:05	8:28	9:02	5:50		34:25
Kickoff Drive No.-Start Average		Jaguars: 7 - JAX 25			Titans: 2 - TEN 25		

First Quarter

10/27/2016

Play By Play

TEN wins toss, elects to Receive, and JAX elects to defend the North goal.

J.Myers kicks 65 yards from JAX 35 to end zone, Touchback.

Tennessee Titans at 15:00

- 1-10-TEN 25 (15:00) D.Murray left tackle to TEN 28 for 3 yards (T.Smith).
- 2-7-TEN 28 (14:38) (No Huddle) M.Mariota pass deep left to D.Walker to TEN 46 for 18 yards (T.Smith). P1
- 1-10-TEN 46 (13:57) D.Murray right end to TEN 48 for 2 yards (T.Smith).
- 2-8-TEN 48 (13:16) M.Mariota FUMBLES (Aborted) at TEN 41, recovered by TEN-B.Schwenke at TEN 36. B.Schwenke to TEN 36 for no gain (T.Alualu).
- 3-20-TEN 36 (12:25) (Shotgun) PENALTY on TEN-M.Mariota, Delay of Game, 5 yards, enforced at TEN 36 - No Play.
- 3-25-TEN 31 (12:04) (Shotgun) M.Mariota pass short left to D.Henry to TEN 42 for 11 yards (T.Smith).
- 4-14-TEN 42 (11:29) (Punt formation) B.Kern punts 44 yards to JAX 14, Center-B.Brinkley, fair catch by B.Walters.

Jacksonville Jaguars at 11:21

- 1-10-JAX 14 (11:21) T.Yeldon left tackle to JAX 16 for 2 yards (A.Williamson).
- 2-8-JAX 16 (10:44) (Shotgun) B.Bortles pass short right to A.Hurns to JAX 25 for 9 yards (S.Spence). P1
- 1-10-JAX 25 (10:11) B.Bortles pass incomplete short left to A.Hurns [J.Casey].
- 2-10-JAX 25 (10:06) C.Ivory left tackle to JAX 26 for 1 yard (A.Williamson).
- 3-9-JAX 26 (9:22) (Shotgun) B.Bortles pass incomplete short right to A.Robinson.
- 4-9-JAX 26 (9:17) (Punt formation) PENALTY on JAX-C.Tinker, False Start, 5 yards, enforced at JAX 26 - No Play.
- 4-14-JAX 21 (9:17) (Punt formation) B.Nortman punts 56 yards to TEN 23, Center-C.Tinker. M.Mariani to TEN 32 for 9 yards (J.Wilson; H.Pullard).

Tennessee Titans at 9:05

- 1-10-TEN 32 (9:05) (Shotgun) M.Mariota pass incomplete short right to P.Superdaw. X2
PENALTY on JAX-J.Ramsey, Unnecessary Roughness, 15 yards, enforced at TEN 32 - No Play.
- 1-10-TEN 47 (8:59) PENALTY on TEN-P.Superdaw, False Start, 5 yards, enforced at TEN 47 - No Play.
- 1-15-TEN 42 (8:59) D.Murray left guard to TEN 45 for 3 yards (T.Smith; D.Fowler).
- 2-12-TEN 45 (8:20) (Shotgun) M.Mariota pass short left to D.Walker to JAX 49 for 6 yards (P.Amukamara).
- 3-6-JAX 49 (7:44) (Shotgun) M.Mariota scrambles left end pushed ob at JAX 42 for 7 yards (T.Smith). R3
- 1-10-JAX 42 (7:08) D.Murray left guard to JAX 39 for 3 yards (D.Skuta; J.Cyprien).
- 2-7-JAX 39 (6:30) D.Murray left tackle to JAX 36 for 3 yards (R.Ash; P.Posluszny).
- 3-4-JAX 36 (5:49) (Shotgun) M.Mariota pass short left to R.Matthews to JAX 20 for 16 yards (J.Ramsey). P4
- 1-10-JAX 20 (5:06) D.Murray left guard to JAX 19 for 1 yard (J.Cyprien).
- 2-9-JAX 19 (4:25) (Shotgun) M.Mariota pass incomplete short right to D.Murray.
- 3-9-JAX 19 (4:21) (Shotgun) M.Mariota pass short right to D.Murray to JAX 14 for 5 yards (J.Cyprien; J.Ramsey).
- 4-4-JAX 14 (3:35) (Field Goal formation) R.Succop 32 yard field goal is GOOD, Center-B.Brinkley, Holder-B.Kern.

JAX 0 TEN 3, 10 plays, 54 yards, 1 penalty, 5:34 drive, 11:29 elapsed

R.Succop kicks 66 yards from TEN 35 to JAX -1. M.Lee to JAX 24 for 25 yards (L.Sims; N.Palmer).

Jacksonville Jaguars at 3:31, (1st play from scrimmage 3:24)

- 1-10-JAX 24 (3:24) (Shotgun) B.Bortles pass short left to J.Thomas to JAX 33 for 9 yards (J.McCourtly).
- 2-1-JAX 33 (2:47) C.Ivory right guard to JAX 31 for -2 yards. FUMBLES, and recovers at JAX 31. C.Ivory to JAX 31 for no gain (K.Byard).
- 3-3-JAX 31 (2:06) (Shotgun) B.Bortles pass incomplete short middle to A.Robinson.
- 4-3-JAX 31 (2:02) (Punt formation) B.Nortman punts 35 yards to TEN 34, Center-C.Tinker, downed by JAX-M.Jack.

Tennessee Titans at 1:52

- 1-10-TEN 34 (1:52) D.Murray right tackle to TEN 34 for no gain (C.Smith).
- 2-10-TEN 34 (1:12) M.Mariota pass short left to R.Matthews to TEN 42 for 8 yards (A.Colvin).
- 3-2-TEN 42 (:33) (Shotgun) D.Murray left end pushed ob at JAX 36 for 22 yards (P.Posluszny). R5

END OF QUARTER

	Score	Time Poss	First Downs				Efficiencies	
			R	P	X	T	3 Down	4 Down
Jacksonville Jaguars	0	3:55	0	1	0	1	0/2	0/0
Tennessee Titans	3	11:05	2	2	1	5	3/5	0/0

Play By Play

Second Quarter

10/27/2016

Tennessee Titans continued.

1-10-JAX 36 (15:00) M.Mariota pass deep right to K.Wright for 36 yards, TOUCHDOWN.

P6

R.Succop extra point is GOOD, Center-B.Brinkley, Holder-B.Kern.

JAX 0 TEN 10, 4 plays, 66 yards, 1:59 drive, 0:07 elapsed

R.Succop kicks 65 yards from TEN 35 to end zone, Touchback.

Jacksonville Jaguars at 14:53

1-10-JAX 25 (14:53) (Shotgun) C.Ivory right tackle to JAX 29 for 4 yards (J.Casey; W.Woodyard).

2-6-JAX 29 (14:15) B.Bortles pass incomplete short middle to J.Thomas.

3-6-JAX 29 (14:12) (Shotgun) B.Bortles pass incomplete short right to A.Robinson.

4-6-JAX 29 (14:07) (Punt formation) B.Nortman punts 40 yards to TEN 31, Center-C.Tinker, fair catch by M.Mariani.

Tennessee Titans at 14:01

1-10-TEN 31 (14:01) (Shotgun) Direct snap to D.Murray. D.Murray left end to TEN 42 for 11 yards (P.Posluszny). R7

1-10-TEN 42 (13:22) D.Henry right end pushed ob at JAX 47 for 11 yards (J.Ramsey). R8

1-10-JAX 47 (13:09) D.Henry up the middle to JAX 45 for 2 yards (D.Skuta).

2-8-JAX 45 (12:34) D.Henry up the middle to JAX 45 for no gain (T.Smith).

3-8-JAX 45 (11:51) (Shotgun) M.Mariota pass short left to K.Wright to JAX 30 for 15 yards (T.Gipson). P9

PENALTY on JAX-D.Fowler, Unnecessary Roughness, 15 yards, enforced at JAX 30. X10

1-10-JAX 15 (11:24) M.Mariota pass incomplete short right to D.Henry.

2-10-JAX 15 (11:19) D.Henry right guard to JAX 6 for 9 yards (J.Ramsey).

3-1-JAX 6 (10:41) D.Henry right end for 6 yards, TOUCHDOWN. R11

R.Succop extra point is GOOD, Center-B.Brinkley, Holder-B.Kern.

JAX 0 TEN 17, 8 plays, 69 yards, 1 penalty, 3:25 drive, 4:24 elapsed

R.Succop kicks 65 yards from TEN 35 to end zone, Touchback.

Jacksonville Jaguars at 10:36

1-10-JAX 25 (10:36) B.Bortles pass short left to T.Yeldon to JAX 27 for 2 yards.

2-8-JAX 27 (9:50) (Shotgun) B.Bortles pass short left to A.Robinson to JAX 31 for 4 yards (J.McCourty; S.Spence).

3-4-JAX 31 (9:07) (Shotgun) B.Bortles pass incomplete short left to A.Robinson.

4-4-JAX 31 (9:04) (Punt formation) B.Nortman punts 46 yards to TEN 23, Center-C.Tinker, downed by JAX-A.Benn.

PENALTY on JAX-A.Benn, Interference with Opportunity to Catch, 15 yards, enforced at TEN 23.

Tennessee Titans at 8:52

1-10-TEN 38 (8:52) (Shotgun) D.Walker right end pushed ob at TEN 41 for 3 yards (T.Smith).

2-7-TEN 41 (8:19) (Shotgun) K.Wright left end pushed ob at JAX 44 for 15 yards (T.Gipson). R12

1-10-JAX 44 (7:39) M.Mariota pass short right to P.Superaw for 44 yards, TOUCHDOWN. P13
The Replay Official reviewed the runner was in bounds ruling, and the play was REVERSED.
M.Mariota pass short right to P.Superaw ran ob at JAX 14 for 30 yards (J.Ramsey).

1-10-JAX 14 (7:18) D.Murray left end for 14 yards, TOUCHDOWN. R14

R.Succop extra point is GOOD, Center-B.Brinkley, Holder-B.Kern.

JAX 0 TEN 24, 4 plays, 62 yards, 1:43 drive, 7:51 elapsed

R.Succop kicks 65 yards from TEN 35 to end zone, Touchback.

Jacksonville Jaguars at 7:09

1-10-JAX 25 (7:09) (Shotgun) B.Bortles pass incomplete deep right to A.Robinson.

2-10-JAX 25 (7:04) (Shotgun) B.Bortles pass short right to M.Lee pushed ob at JAX 46 for 21 yards (A.Blake). P2

1-10-JAX 46 (6:30) (Shotgun) B.Bortles pass incomplete short right to J.Thomas (A.Blackson).

2-10-JAX 46 (6:27) (Shotgun) B.Bortles pass short middle to J.Thomas to TEN 45 for 9 yards (W.Woodyard).

3-1-TEN 45 (5:55) (No Huddle, Shotgun) B.Bortles pass short left to A.Robinson to TEN 39 for 6 yards (J.McCourty). P3

Timeout #1 by JAX at 05:15.

1-10-TEN 39 (5:15) (Shotgun) B.Bortles right end to TEN 39 for no gain (D.Bass).

2-10-TEN 39 (4:41) (Shotgun) B.Bortles pass short middle to M.Lewis to TEN 35 for 4 yards (D.Stafford).

Timeout #1 by TEN at 04:07.

3-6-TEN 35 (4:07) (Shotgun) B.Bortles sacked at TEN 44 for -9 yards (A.Williamson).

4-15-TEN 44 (3:25) (Punt formation) B.Nortman punts 38 yards to TEN 6, Center-C.Tinker, downed by JAX-D.Robinson.

Jacksonville Jaguars vs Tennessee Titans at Nissan Stadium

Tennessee Titans at 3:13

- 1-10-TEN 6 (3:13) D.Murray left guard to TEN 9 for 3 yards (P.Posluszny; A.Jones).
- 2-7-TEN 9 (2:35) *PENALTY on TEN-T.Lewan, False Start, 4 yards, enforced at TEN 9 - No Play.*
- 2-11-TEN 5 (2:13) D.Murray right end to TEN 3 for -2 yards (J.Ramsey; J.Cyprien).

Two-Minute Warning

- 3-13-TEN 3 (1:59) D.Murray left end ran ob at TEN 22 for 19 yards (P.Amukamara). R15
- 1-10-TEN 22 (1:53) (Shotgun) M.Mariota pass short middle to D.Walker to TEN 26 for 4 yards (T.Smith).
- 2-6-TEN 26 (1:35) (No Huddle, Shotgun) M.Mariota pass short left to K.Wright to TEN 49 for 23 yards (P.Posluszny). P16
- 1-10-TEN 49 (1:15) (No Huddle, Shotgun) M.Mariota pass short right to D.Henry to 50 for 1 yard (S.Marks; T.Smith).
- 2-9-50 (:54) (No Huddle, Shotgun) M.Mariota pass short middle to D.Henry to JAX 40 for 10 yards (C.Smith). P17
- PENALTY on TEN-M.Mariota, Illegal Forward Pass, 5 yards, enforced at JAX 41.*
- The Replay Official reviewed the illegal forward pass ruling, and the play was REVERSED.
(No Huddle, Shotgun) M.Mariota pass short middle to D.Henry to JAX 40 for 10 yards (C.Smith).
Timeout #2 by TEN at 00:46. TEN took a Timeout to avoid a 10 second runoff.
- 1-10-JAX 40 (:46) (Shotgun) M.Mariota pass incomplete short right to D.Walker [Y.Ngakoue].
- 2-10-JAX 40 (:40) (Shotgun) M.Mariota pass short middle to R.Matthews to JAX 30 for 10 yards (J.Cyprien). P18
- 1-10-JAX 30 (:19) (No Huddle, Shotgun) M.Mariota pass short left to T.Sharpe pushed ob at JAX 19 for 11 yards (P.Amukamara). P19
- 1-10-JAX 19 (:15) (Shotgun) M.Mariota pass short left to D.Henry to JAX 4 for 15 yards (A.Colvin; J.Cyprien). P20
- Timeout #3 by TEN at 00:04.
- 1-4-JAX 4 (:04) **(Field Goal formation) R.Succop 22 yard field goal is GOOD, Center-B.Brinkley, Holder-B.Kern.**

JAX 0 TEN 27, 12 plays, 90 yards, 3:13 drive, 15:00 elapsed

END OF QUARTER

	Score	Time Poss	First Downs				Efficiencies	
			R	P	X	T	3 Down	4 Down
Jacksonville Jaguars	0	6:32	0	2	0	2	1/4	0/0
Tennessee Titans	27	8:28	6	8	1	15	3/3	0/0

Third Quarter

10/27/2016

Play By Play

JAX elects to Receive, and TEN elects to defend the North goal.

R.Succop kicks 65 yards from TEN 35 to end zone, Touchback.

Jacksonville Jaguars at 15:00

1-10-JAX 25	(15:00) (Shotgun) B.Bortles pass short left to T.Yeldon pushed ob at JAX 37 for 12 yards (K.Byard).	P4
<u>1-10-JAX 37</u>	(14:32) (Shotgun) B.Bortles pass incomplete short middle to A.Hurns.	
2-10-JAX 37	(14:29) (Shotgun) B.Bortles pass incomplete short left to M.Lee.	
3-10-JAX 37	(14:25) (Shotgun) B.Bortles scrambles left end pushed ob at JAX 48 for 11 yards (J.McCourty).	R5
<u>1-10-JAX 48</u>	(13:56) (Shotgun) T.Yeldon right guard to TEN 46 for 6 yards (A.Williamson).	
2-4-TEN 46	(13:26) (Shotgun) B.Bortles pass short left to A.Hurns to TEN 36 for 10 yards (J.McCourty).	P6
<u>1-10-TEN 36</u>	(12:56) (Shotgun) B.Bortles pass short middle to T.Yeldon to TEN 24 for 12 yards (B.McCain; A.Williamson).	P7
<u>1-10-TEN 24</u>	(12:24) (No Huddle, Shotgun) B.Bortles pass incomplete short right to A.Robinson.	
2-10-TEN 24	(12:20) (Shotgun) B.Bortles pass short middle to C.Ivory to TEN 18 for 6 yards (D.Stafford).	
3-4-TEN 18	(11:45) (No Huddle, Shotgun) B.Bortles pass short left to A.Hurns to TEN 10 for 8 yards (D.Stafford; J.McCourty).	P8
<u>1-10-TEN 10</u>	(11:10) (No Huddle, Shotgun) B.Bortles pass short middle to J.Thomas for 10 yards, TOUCHDOWN.	P9
	(Pass formation) TWO-POINT CONVERSION ATTEMPT. B.Bortles rushes up the middle. ATTEMPT SUCCEEDS.	

JAX 8 TEN 27, 11 plays, 75 yards, 3:55 drive, 3:55 elapsed

J.Myers kicks 65 yards from JAX 35 to end zone, Touchback.

Tennessee Titans at 11:05

1-10-TEN 25	(11:05) D.Murray left guard to TEN 28 for 3 yards (P.Posluszny; J.Cyprien).	
2-7-TEN 28	(10:23) D.Murray left end to TEN 28 for no gain (J.Cyprien).	
3-7-TEN 28	(9:42) (Shotgun) M.Mariota pass deep right to D.Walker pushed ob at JAX 25 for 47 yards (P.Posluszny).	P21
<u>1-10-JAX 25</u>	(9:05) D.Murray right end to JAX 7 for 18 yards (T.Smith; T.Gipson).	R22
<u>1-7-JAX 7</u>	(8:20) D.Murray right end to JAX 8 for -1 yards (J.Ramsey; J.Cyprien).	
2-8-JAX 8	(7:41) (Shotgun) D.Murray up the middle to JAX 4 for 4 yards (D.Fowler; T.Alualu).	
3-4-JAX 4	(6:58) (Shotgun) M.Mariota pass short left to R.Matthews for 4 yards, TOUCHDOWN.	P23
	R.Succop extra point is No Good, Wide Left, Center-B.Brinkley, Holder-B.Kern.	

JAX 8 TEN 33, 7 plays, 75 yards, 4:12 drive, 8:07 elapsed

R.Succop kicks 65 yards from TEN 35 to end zone, Touchback.

Jacksonville Jaguars at 6:53

1-10-JAX 25	(6:53) (Shotgun) B.Bortles pass short middle to A.Hurns pushed ob at TEN 44 for 31 yards (B.McCain).	P10
<u>1-10-TEN 44</u>	(6:13) (No Huddle, Shotgun) B.Bortles pass incomplete short right to J.Thomas.	
2-10-TEN 44	(6:10) (No Huddle, Shotgun) B.Bortles pass short middle to J.Thomas to TEN 31 for 13 yards (A.Williamson).	
	<i>PENALTY on JAX-A.Cann, Offensive Holding, 10 yards, enforced at TEN 44 - No Play.</i>	
2-20-JAX 46	(5:43) (Shotgun) B.Bortles pass incomplete short right to M.Lewis.	
	<i>Penalty on JAX-P.Omameh, Ineligible Downfield Pass, declined.</i>	
3-20-JAX 46	(5:37) (Shotgun) B.Bortles sacked at JAX 40 for -6 yards (D.Morgan).	
4-26-JAX 40	(4:59) (Punt formation) B.Nortman punts 60 yards to end zone, Center-C.Tinker, Touchback.	

Tennessee Titans at 4:50

1-10-TEN 20	(4:50) D.Murray right tackle to TEN 24 for 4 yards (T.Smith).	
2-6-TEN 24	(4:09) D.Murray right tackle to TEN 47 for 23 yards (T.Smith; J.Ramsey).	
	<i>PENALTY on TEN-D.Murray, Face Mask (15 Yards), 15 yards, enforced at TEN 40.</i>	
2-5-TEN 25	(3:43) D.Murray left end to TEN 22 for -3 yards (S.Marks).	
3-8-TEN 22	(2:57) (Shotgun) M.Mariota pass incomplete short right to K.Wright.	
4-8-TEN 22	(2:54) (Punt formation) B.Kern punts 44 yards to JAX 34, Center-B.Brinkley. M.Lee MUFFS catch, RECOVERED by TEN-L.Sims at JAX 35.	

Tennessee Titans at 2:42

1-10-JAX 35	(2:42) D.Henry left guard to JAX 33 for 2 yards (P.Posluszny).	
2-8-JAX 33	(1:55) D.Henry right end to JAX 18 for 15 yards (J.Cyprien).	R24
<u>1-10-JAX 18</u>	(1:12) D.Henry right tackle to JAX 12 for 6 yards (D.Skuta).	
2-4-JAX 12	(:10) D.Henry up the middle to JAX 9 for 3 yards (P.Posluszny).	

Jacksonville Jaguars vs Tennessee Titans at Nissan Stadium

END OF QUARTER

	Time	First Downs				Efficiencies		
Score	Poss	R	P	X	T	3 Down	4 Down	
Jacksonville Jaguars	8	5:58	1	6	0	7	2/3	0/0
Tennessee Titans	33	9:02	2	2	0	4	2/3	0/0

Fourth Quarter

10/27/2016

Play By Play

Tennessee Titans continued.

3-1-JAX 9	(15:00) D.Henry up the middle to JAX 7 for 2 yards (A.Jones).	R25
<u>1-7-JAX 7</u>	(14:19) D.Henry left tackle to JAX 6 for 1 yard (A.Jones).	
2-6-JAX 6	(13:41) D.Henry right tackle to JAX 4 for 2 yards (T.Alualu; T.Smith). <i>PENALTY on TEN-T.Lewan, Unnecessary Roughness, 15 yards, enforced at JAX 4.</i>	
3-19-JAX 19	(13:12) (Shotgun) M.Mariota scrambles right end pushed ob at JAX 15 for 4 yards (T.Smith).	
4-15-JAX 15	(12:37) (Field Goal formation) R.Succop 33 yard field goal is GOOD, Center-B.Brinkley, Holder-B.Kern.	

JAX 8 TEN 36, 9 plays, 20 yards, 5:10 drive, 2:28 elapsed
--

R.Succop kicks 57 yards from TEN 35 to JAX 8. M.Lee ran ob at JAX 28 for 20 yards.

Jacksonville Jaguars at 12:32, (1st play from scrimmage 12:28)

1-10-JAX 28	(12:28) (Shotgun) T.Yeldon right guard to JAX 31 for 3 yards (S.Spence; W.Woodyard). <i>PENALTY on JAX-B.Linder, Offensive Holding, 10 yards, enforced at JAX 28 - No Play.</i>	
1-20-JAX 18	(12:09) (Shotgun) B.Bortles pass incomplete short left to A.Hurns (B.McCain).	
2-20-JAX 18	(12:03) (Shotgun) B.Bortles pass incomplete short middle to A.Hurns. <i>PENALTY on TEN-W.Woodyard, Defensive Pass Interference, 5 yards, enforced at JAX 18 - No Play.</i>	X11
<u>1-10-JAX 23</u>	(11:57) (No Huddle, Shotgun) B.Bortles pass short left to M.Lewis to JAX 32 for 9 yards (B.McCain; S.Spence).	
2-1-JAX 32	(11:27) (No Huddle, Shotgun) <i>PENALTY on JAX-B.Linder, False Start, 5 yards, enforced at JAX 32 - No Play.</i>	
2-6-JAX 27	(11:08) (Shotgun) B.Bortles pass short left to A.Robinson to JAX 36 for 9 yards (J.McCourty).	P12
<u>1-10-JAX 36</u>	(10:43) (No Huddle, Shotgun) B.Bortles pass incomplete deep left to A.Robinson.	
2-10-JAX 36	(10:36) B.Bortles pass short left to A.Hurns pushed ob at JAX 49 for 13 yards (J.McCourty).	P13
<u>1-10-JAX 49</u>	(10:04) (No Huddle, Shotgun) T.Yeldon up the middle to TEN 39 for 12 yards (D.Searcy).	R14
<u>1-10-TEN 39</u>	(9:26) (No Huddle, Shotgun) B.Bortles pass short left to A.Robinson pushed ob at TEN 22 for 17 yards (K.Byard).	P15
<u>1-10-TEN 22</u>	(8:52) (No Huddle, Shotgun) B.Bortles pass incomplete short middle to M.Lewis (S.Spence).	
2-10-TEN 22	(8:48) (Shotgun) B.Bortles pass short middle to M.Lewis to TEN 16 for 6 yards (D.Bass; D.Jones).	
3-4-TEN 16	(8:10) (No Huddle, Shotgun) B.Bortles pass incomplete short left to A.Robinson (J.McCourty).	
4-4-TEN 16	(8:07) (Shotgun) B.Bortles pass incomplete short left to A.Hurns.	

Tennessee Titans at 8:02

1-10-TEN 16	(8:02) D.Henry up the middle to TEN 20 for 4 yards (R.Ash; J.Cyprien).	
2-6-TEN 20	(7:15) D.Henry up the middle to TEN 22 for 2 yards (J.Cyprien; R.Ash).	
3-4-TEN 22	(6:33) (Shotgun) M.Cassel scrambles up the middle to TEN 24 for 2 yards (S.Marks; P.Posluszny).	
4-2-TEN 24	(5:29) (Punt formation) B.Kern punts 34 yards to JAX 42, Center-B.Brinkley. B.Walters to JAX 42 for no gain (K.Byard; S.Spence).	

Jacksonville Jaguars at 5:19

1-10-JAX 42	(5:19) (Shotgun) B.Bortles pass incomplete short right to M.Lee (A.Blake). <i>PENALTY on TEN-A.Blake, Defensive Holding, 5 yards, enforced at JAX 42 - No Play.</i>	X16
<u>1-10-JAX 47</u>	(5:14) (Shotgun) C.Ivory up the middle to 50 for 3 yards (A.Blackson).	
2-7-50	(4:49) (No Huddle, Shotgun) B.Bortles scrambles up the middle to TEN 38 for 12 yards (A.Blake).	R17
<u>1-10-TEN 38</u>	(4:23) (No Huddle, Shotgun) B.Bortles pass short left to A.Robinson to TEN 25 for 13 yards (J.McCourty).	P18
<u>1-10-TEN 25</u>	(3:57) (No Huddle, Shotgun) B.Bortles pass deep left to A.Robinson pushed ob at TEN 4 for 21 yards (J.McCourty; K.Byard).	P19
<u>1-4-TEN 4</u>	(3:51) (No Huddle, Shotgun) B.Bortles pass incomplete short left to A.Robinson (J.McCourty).	
2-4-TEN 4	(3:46) (Shotgun) B.Bortles left end to TEN 5 for -1 yards (K.Byard).	
3-5-TEN 5	(3:16) (No Huddle, Shotgun) B.Bortles pass short middle to A.Hurns for 5 yards, TOUCHDOWN. J.Myers extra point is GOOD, Center-C.Tinker, Holder-B.Nortman.	P20

JAX 15 TEN 36, 7 plays, 58 yards, 1 penalty, 2:08 drive, 11:49 elapsed

(Onside Kick formation) J.Myers kicks onside 12 yards from JAX 35 to JAX 47. M.Mariani (didn't try to advance) to JAX 47 for no gain.

Tennessee Titans at 3:11, (1st play from scrimmage 3:09)

1-10-JAX 47	(3:09) D.Henry up the middle to JAX 47 for no gain (R.Ash). Timeout #1 by JAX at 03:03.	
2-10-JAX 47	(3:03) D.Henry left guard to TEN 48 for -5 yards (S.Day). Timeout #2 by JAX at 02:58.	
3-15-TEN 48	(2:58) (Shotgun) M.Cassel pass short left to K.Wright to JAX 42 for 10 yards (P.Amukamara).	

Jacksonville Jaguars vs Tennessee Titans at Nissan Stadium

Timeout #3 by JAX at 02:46.

4-5-JAX 42 (2:46) (Punt formation) B.Kern punts 33 yards to JAX 9, Center-B.Brinkley, downed by TEN.

Jacksonville Jaguars at 2:33

1-10-JAX 9 (2:33) (Shotgun) B.Bortles pass short right to B.Koyack to JAX 16 for 7 yards (D.Stafford; A.Blake).

2-3-JAX 16 (2:12) (No Huddle, Shotgun) B.Bortles pass short right to B.Koyack to JAX 25 for 9 yards (A.Blake).

P21

Two-Minute Warning

1-10-JAX 25 (2:00) (Shotgun) B.Bortles pass incomplete short middle to M.Lee.

2-10-JAX 25 (1:54) (Shotgun) B.Bortles pass short right to B.Koyack pushed ob at JAX 33 for 8 yards (A.Blake).

3-2-JAX 33 (1:48) (Shotgun) B.Bortles pass short right to B.Koyack pushed ob at JAX 36 for 3 yards (A.Blake).

P22

1-10-JAX 36 (1:39) (No Huddle, Shotgun) B.Bortles pass short middle to B.Koyack to 50 for 14 yards (A.Williamson).

P23

1-10-50 (1:16) (No Huddle, Shotgun) B.Bortles pass deep right to A.Hurns to TEN 28 for 22 yards (D.Searcy).

P24

1-10-TEN 28 (:48) (No Huddle, Shotgun) B.Bortles pass short middle to T.Yeldon to TEN 18 for 10 yards (D.Stafford; A.Williamson).

P25

1-10-TEN 18 (:22) (No Huddle, Shotgun) B.Bortles pass incomplete deep right to A.Benn (A.Blake).

2-10-TEN 18 (:16) (No Huddle, Shotgun) B.Bortles pass short left to B.Walters pushed ob at TEN 11 for 7 yards (J.McCourty).

3-3-TEN 11 (:12) (No Huddle, Shotgun) B.Bortles pass short right to M.Lewis pushed ob at TEN 7 for 4 yards (A.Blake).

P26

1-7-TEN 7 (:05) (No Huddle, Shotgun) **B.Bortles pass short middle to B.Walters for 7 yards, TOUCHDOWN.**

P27

J.Myers extra point is GOOD, Center-C.Tinker, Holder-B.Nortman.

JAX 22 TEN 36, 12 plays, 91 yards, 2:32 drive, 14:59 elapsed

J.Myers kicks 54 yards from JAX 35 to TEN 11. K.Wright to TEN 15 for 4 yards.

END OF QUARTER

	Score	Time Poss	First Downs				Efficiencies	
			R	P	X	T	3 Down	4 Down
Jacksonville Jaguars	22	9:10	2	13	2	17	3/4	0/1
Tennessee Titans	36	5:50	1	0	0	1	1/4	0/0

Miscellaneous Statistics Report

Jacksonville Jaguars vs Tennessee Titans
10/27/2016 at Nissan Stadium

Ten Longest Plays for Jacksonville Jaguars

Yards	Qtr	Play Start	Play Description
31	3	1-10-JAX 25	(6:53) (Shotgun) B.Bortles pass short middle to A.Hurns pushed ob at TEN 44 for 31 yards (B.McCain).
22	4	1-10-50	(1:16) (No Huddle, Shotgun) B.Bortles pass deep right to A.Hurns to TEN 28 for 22 yards (D.Searcy).
21	2	2-10-JAX 25	(7:04) (Shotgun) B.Bortles pass short right to M.Lee pushed ob at JAX 46 for 21 yards (A.Blake).
21	4	1-10-TEN 25	(3:57) (No Huddle, Shotgun) B.Bortles pass deep left to A.Robinson pushed ob at TEN 4 for 21 yards (J.McCourty; K.Byard).
17	4	1-10-TEN 39	(9:26) (No Huddle, Shotgun) B.Bortles pass short left to A.Robinson pushed ob at TEN 22 for 17 yards (K.Byard).
14	4	1-10-JAX 36	(1:39) (No Huddle, Shotgun) B.Bortles pass short middle to B.Koyack to 50 for 14 yards (A.Williamson).
13	4	2-10-JAX 36	(10:36) B.Bortles pass short left to A.Hurns pushed ob at JAX 49 for 13 yards (J.McCourty).
13	4	1-10-TEN 38	(4:23) (No Huddle, Shotgun) B.Bortles pass short left to A.Robinson to TEN 25 for 13 yards (J.McCourty).
12	3	1-10-JAX 25	(15:00) (Shotgun) B.Bortles pass short left to T.Yeldon pushed ob at JAX 37 for 12 yards (K.Byard).
12	3	1-10-TEN 36	(12:56) (Shotgun) B.Bortles pass short middle to T.Yeldon to TEN 24 for 12 yards (B.McCain; A.Williamson).

Ten Longest Plays for Tennessee Titans

Yards	Qtr	Play Start	Play Description
47	3	3-7-TEN 28	(9:42) (Shotgun) M.Mariota pass deep right to D.Walker pushed ob at JAX 25 for 47 yards (P.Posluszny).
36	2	1-10-JAX 36	(15:00) M.Mariota pass deep right to K.Wright for 36 yards, TOUCHDOWN.
30	2	3-8-JAX 45	(11:51) (Shotgun) M.Mariota pass short left to K.Wright to JAX 30 for 15 yards (T.Gipson).
30	2	1-10-JAX 44	(7:39) M.Mariota pass short right to P.Superdaw for 44 yards, TOUCHDOWN.
23	2	2-6-TEN 26	(1:35) (No Huddle, Shotgun) M.Mariota pass short left to K.Wright to TEN 49 for 23 yards (P.Posluszny).
22	1	3-2-TEN 42	(:33) (Shotgun) D.Murray left end pushed ob at JAX 36 for 22 yards (P.Posluszny).
19	2	3-13-TEN 3	(1:59) D.Murray left end ran ob at TEN 22 for 19 yards (P.Amukamara).
18	1	2-7-TEN 28	(14:38) (No Huddle) M.Mariota pass deep left to D.Walker to TEN 46 for 18 yards (T.Smith).
18	3	1-10-JAX 25	(9:05) D.Murray right end to JAX 7 for 18 yards (T.Smith; T.Gipson).
16	1	3-4-JAX 36	(5:49) (Shotgun) M.Mariota pass short left to R.Matthews to JAX 20 for 16 yards (J.Ramsey).

Touchdown Scoring Information

		Offense	Defense	Special Teams
VISITOR	Jacksonville Jaguars	3	0	0
HOME	Tennessee Titans	4	0	0

Player Scoring Information

Club	Player	TD	Rush TD	Rec TD	KO TD	Punt TD	Int TD	Fum TD	Misc TD	FG	XP	2Pt Rush	2Pt Rec	Sfty	Points
JAX	A.Hurns	0	0	1	0	0	0	0	0	0	0	0	0	0	6
JAX	J.Thomas	0	0	1	0	0	0	0	0	0	0	0	0	0	6
JAX	B.Walters	0	0	1	0	0	0	0	0	0	0	0	0	0	6
JAX	J.Myers	0	0	0	0	0	0	0	0	0	2	0	0	0	2
JAX	B.Bortles	0	0	0	0	0	0	0	0	0	0	1	0	0	2
TEN	R.Succop	0	0	0	0	0	0	0	0	3	3	0	0	0	12
TEN	D.Murray	0	1	0	0	0	0	0	0	0	0	0	0	0	6
TEN	D.Henry	0	1	0	0	0	0	0	0	0	0	0	0	0	6
TEN	K.Wright	0	0	1	0	0	0	0	0	0	0	0	0	0	6
TEN	R.Matthews	0	0	1	0	0	0	0	0	0	0	0	0	0	6

Possession Detail

	First Half		Second Half		Game	
	Visitor	Home	Visitor	Home	Visitor	Home
Largest Lead	0	27	0	28	0	28
Drives Leading	0	4	0	6	0	10
Time of Possession Leading	0:00	10:20	0:00	14:52	0:00	25:12
Largest Deficit	-27	0	-28	0	-28	0
Drives Trailing	4	0	5	0	9	0
Time of Possession Trailing	8:11	0:00	15:08	0:00	23:19	0:00
Times Score Tied Up		0		0		0
Lead Changes		1		0		1

Playtime Percentage

Percent of playtime per player on offense, defense and special teams

Jacksonville Jaguars					Tennessee Titans				
		Offense	Defense	Special Teams			Offense	Defense	Special Teams
J Parnell	T	72 100%		2 7%	B Schwenke	C	67 100%		7 23%
K Beachum	T	72 100%		2 7%	J Kline	G	67 100%		7 23%
P Oameh	G	72 100%		2 7%	J Conklin	T	67 100%		6 20%
A Cann	G	72 100%		2 7%	B Jones	C	64 96%		1 3%
B Bortles	QB	72 100%			T Lewan	T	63 94%		
B Linder	G	72 100%			M Mariota	QB	60 90%		
A Robinson	WR	68 94%			R Matthews	WR	59 88%		
A Hurns	WR	61 85%			D Walker	TE	42 63%		
M Lee	WR	58 81%		8 27%	A Fasano	TE	40 60%		9 30%
T Yeldon	RB	41 57%			D Murray	RB	39 58%		
M Lewis	TE	36 50%		2 7%	T Sharpe	WR	37 55%		
J Thomas	TE	34 47%			P Supernaw	TE	33 49%		16 53%
C Ivory	RB	29 40%			D Henry	RB	32 48%		
B Walters	WR	14 19%		3 10%	K Wright	WR	26 39%		2 7%
B Koyack	TE	10 14%		20 67%	J Fowler	FB	13 19%		4 13%
A Benn	WR	9 12%		21 70%	A Johnson	WR	11 16%		2 7%
J Cyprien	SS		67 100%	10 33%	D Kelly	T	7 10%		7 23%
T Gipson	FS		67 100%		M Cassel	QB	6 9%		
J Ramsey	CB		66 99%	12 40%	S Tretola	G	3 4%		
T Smith	LB		64 96%	9 30%	M Mariani	WR	1 1%		10 33%
P Posluszny	LB		64 96%	7 23%	J McCourty	CB		72 100%	2 7%
P Amukamara	CB		46 69%	3 10%	B McCain	CB		72 100%	1 3%
T Alualu	DE		45 67%	6 20%	A Blake	CB		65 90%	21 70%
A Colvin	CB		44 66%	4 13%	K Byard	FS		64 89%	23 77%
Y Ngakoué	DE		44 66%		A Williamson	LB		56 78%	2 7%
M Jackson	DT		43 64%	3 10%	D Stafford	SS		55 76%	5 17%
S Marks	DT		35 52%	7 23%	D Searcy	SS		48 67%	11 37%
A Jones	DT		32 48%	9 30%	J Casey	DT		43 60%	1 3%
D Skuta	LB		23 34%	22 73%	B Orakpo	LB		42 58%	
M Jack	LB		22 33%	20 67%	D Morgan	LB		39 54%	
D Fowler	DE		21 31%		D Jones	DE		38 53%	9 30%
C Smith	DE		20 30%	1 3%	D Bass	LB		33 46%	14 47%
R Ash	DT		19 28%		K Klug	DT		32 44%	14 47%
S Day	DT		9 13%	12 40%	W Woodyard	LB		32 44%	14 47%
H Pullard	LB		3 4%	21 70%	S Spence	LB		32 44%	8 27%
D House	CB		3 4%	8 27%	A Wallace	LB		25 35%	7 23%
A Brown	LB			26 87%	A Blackson	DE		23 32%	15 50%
P Thompson	FS			21 70%	A Woods	NT		15 21%	
J Wilson	SS			21 70%	N Palmer	LB		5 7%	21 70%
D Robinson	RB			13 43%	L Sims	CB		1 1%	18 60%
T Shatley	G			9 30%	C Riggs	CB			14 47%
C Tinker	LS			8 27%	R Succop	K			14 47%
B Nortman	P			8 27%	C Riley	CB			12 40%
J Myers	K			6 20%	B Kern	P			11 37%
C Reed	G			2 7%					

B Brinkley	LS	11	37%
A Andrews	RB	10	33%



TRANSCRIPTS

REGULAR SEASON WEEK 9 AT KANSAS CITY

The following material is the copyrighted property of Jacksonville Jaguars, LLC. The material is not being made available to, and is not to be used by, any individuals other than members of the media that have been accredited by Jacksonville Jaguars, LLC. The materials may be used for the purpose of providing limited amounts of quotable excerpts for use in connection with news reports and articles created by such members of the media. Any other use is strictly prohibited. The material is not to be shared with any third parties. The material may not be duplicated, reproduced, published or distributed without the prior written consent of Jacksonville Jaguars, LLC.



**JAGUARS HEAD COACH GUS BRADLEY
MONDAY, OCTOBER 31, 2016**

(Was there a final straw on the decision with Greg Olson?) "I don't know a final straw. I think that we are constantly evaluating. We evaluated our players. We're evaluating our scheme. We're evaluating our calls. We're in constant evaluation. Sometimes, by weeks or an extended period of time, we have a chance to reflect on it. I think that's what I tried this whole weekend to do was to look at a lot of things that were taking place. I think as the weekend went on and the day went on, things just became clear."

(Was there a disconnect about how you wanted the game to be called?) "I think there's things that you look at, just like where we were going offensively. I know you say, well, both sides can struggle at times. I think it's just a bigger picture: from here, where are we going? I just felt like the offense needed to be stimulated more in certain areas. I didn't know. Oly is a great friend, a great coach. He's proven that. Last year, did some very good things for us and was a tremendous asset. I just think with our team and where we're at right now, the direction we wanted to go, we just wanted to have a little bit of a different vision."

(On going downfield more) "I'm not going to get into all of those things. I think we just wanted a little bit of a different vision. After going through a lot of things, it became more clear to me the direction that we wanted to go. It wasn't anything between players and coaches. It wasn't anything like that. We just felt that this was the direction."

(On player reaction) "It was good. I think they were shocked. I'm sure, for me, I'm guessing everybody heard it. I think I sat in the offensive meeting and players care for their coaches. Oly had great impact on everybody in that room. I think there's a part of them, it's sad. It's tough. No different than when you cut a player that's close to the team and then he leaves. Players experience it. Coaches experience it. I think it's the world we live in. Once we got started, I think there was excitement."

(On what changed between Friday and Saturday) "I think with that time, I looked at it and said I have to go through a full evaluation, as much as I can in this period of time. To take a look at as much as I can. We started looking at things and gathering information and putting things together and it went into more of that direction. That's the best I can say. I didn't know where the direction would take me. I didn't know what would take place. I didn't want it to lead to speculation nor did I think, at that time, there would be a coaching change. I think just as I gathered information and then had conversations, I try to share things with Shad and Dave and keep them up to date. We always talked about transparency and share with them things that were concerning to me. It's still my decision. It wasn't Shad's decision or wasn't Dave's decision. It was one that I had to feel comfortable with."

(Did Greg Olson tune you out at all?) "It was nothing like that. Our relationship was very good. It's challenging. I don't know anything else to say when you have people you're close to and believe in and know they're a good coach, and a situation comes up like this, it's challenging. I also know that when I look at the team, when we make changes with players, when we make changes with coaches, always have perspective of what's best for this team and where we're at right now. I think after taking that period of time to look at it, I just felt like this is what's best for the team."

(On what Nathaniel Hackett has to do) "We had a great meeting, but I didn't involve him until after the decision. I called him and talked to him about it and said that was the direction we are going. It did. It caught him off-guard a little bit because I didn't involve any of the coaching staff in this decision. The conversations we've had, we have not talked about the season. I have not talked to him about what he thinks. I don't do that with coaches. I just called him up and talked to him about, hey, what direction would you go? How would you go about it? It was very good. I thought it was very clear which direction and I thought it really meshed with what we needed at this point."

The following material is the copyrighted property of Jacksonville Jaguars, LLC. The material is not being made available to, and is not to be used by, any individuals other than members of the media that have been accredited by Jacksonville Jaguars, LLC. The materials may be used for the purpose of providing limited amounts of quotable excerpts for use in connection with news reports and articles created by such members of the media. Any other use is strictly prohibited. The material is not to be shared with any third parties. The material may not be duplicated, reproduced, published or distributed without the prior written consent of Jacksonville Jaguars, LLC.

(On not talking to other coaches) "I talk to coaches about scheme, but I'm not going to go ahead and say, hey Nathaniel, how is Greg Olson doing? Hey Doug, how do you feel about Benton? I don't get into that practice. We always challenge what we could do and our staff challenges one another. Just like I won't go to a player to talk about another player. If I've got a problem with a player, I'll go talk to that player."

(On the importance of making a change) "I think there's some of that. I will say that. I said, okay, offensively, it feels like I'm not sure what's going to change next week. I just didn't feel like where we were going. I just couldn't grasp in my mind that the results are going to change if we continue going in this direction. I just didn't feel like personality, philosophy-wise, the change would take place."

(Would you have made this change if Nathaniel Hackett didn't have play-calling experience?) "I think this was a big part of it. I interviewed Nate. I think you always set up your staff that if someone takes on another job, you have someone to replace him so he can stay within the same system. I had a pretty good feel that Nate was capable."

(How does this make Blake Bortles better?) "There is a great relationship with Nathaniel and Blake, and I think that's important. Oly did too. Oly worked with him a lot. I think that Blake feels very comfortable. It's challenging for him too. He cared about Oll. Oly was a big part of his success, personally. Also, at the same time, he's very excited about Nathaniel. I think they spend a lot of time together. They'll see that it's going to be a good transition and on the same page. I think that part will be beneficial for Blake."

(On Blake Bortles playing well despite play calls) "I told the offense, I said, we made a change, okay, now we're good. No. It's not like that. Players have to make plays. We all have to take responsibility. This was not solely Greg Olson. We had MEs (mental errors), we didn't make plays, we dropped balls, we missed some opportunities. This was everybody involved. I think I made just the decision basically on the direction going from me."

(Did the offense become too simple?) "No, I don't think so. To me, when I look at it, we want to play hard, we want to play fast and we want to play together. I didn't see that part. I haven't seen that part offensively this year. That's my philosophy. I want to see us play at that level. It seemed at times that it was an offense that grew with every opportunity more and more frustrated. I didn't know if that could change. I didn't know if that could change."

(Was there an effort problem?) "No. Playing hard is understanding your responsibilities and executing them at a high speed."

(Is there concern that this is Blake Bortles' third offensive coordinator?) "You don't want to make a lot of changes. But I think this one, because of their relationship and our plays, without getting too much, it's going to be a different feel, but it's not going to be different verbiage, the formations. I think that that transition will be relatively smooth. Different in how we go about things."

(Do you envision any other changes on the offensive line or receivers?) "We'll always look at that, but maybe how we utilize guys will be different."

(How much freedom does Hackett have to install his own things?) "I think that was our conversation. We know we have a system in place, but then within that system, how we want to go about it, we've had great conversations about that."

(On Dante Fowler Jr.'s production this season) "It's always a learning curve for him. I want him to clean up the [penalties] aspect of the game, some of the foolish penalties and I think the consistency in play. He shows flashes where you look at him and he is very strong and very explosive. Then there are times where you scratch your head and say why is he doing that at a critical time? With some of our players though we are seeing that and that is the part we have to get corrected."

(On Fowler's maturity level) "I'll deal with the ones on the field. I think that is part of it, sometimes with a young player you get caught up with it. I'd like to say it is a youth thing, but I think we have some veteran guys that at times are making smart decisions. There is a transition sometimes with young players that when they get on the field they might not make the wisest decisions. Usually you see it clean up and I see a little bit more of a conscience with him, but not right where I want it yet."

The following material is the copyrighted property of Jacksonville Jaguars, LLC. The material is not being made available to, and is not to be used by, any individuals other than members of the media that have been accredited by Jacksonville Jaguars, LLC. The materials may be used for the purpose of providing limited amounts of quotable excerpts for use in connection with news reports and articles created by such members of the media. Any other use is strictly prohibited. The material is not to be shared with any third parties. The material may not be duplicated, reproduced, published or distributed without the prior written consent of Jacksonville Jaguars, LLC.

(On if there is a sense of entitlement in the locker room from some of the younger players) “I think if they have that then that is an issue because they’re putting themselves ahead of the team and it’s very selfish. I would like to think that they aren’t thinking that way.”

(On if he will be more involved in the offense during the week) “Yeah, I’m trying to be in both, so I have a good feel for what both sides are going through. I usually jump in and out. Today I was more in the offensive meeting.”

(On if the team is behind in its preparation due to the change at offensive coordinator) “No. No, not at all. We came in yesterday and Saturday was more a day that I looked at things. The coaches worked all day Friday. Some of them came in on Saturday, but for the most part they were out. Then yesterday was a full day.”

(On having a jump start on the Chiefs) “Yeah, you take advantage of that. We have to wait until this game comes in. We have an extra day of practice.”

(On if there was a sense of disconnect with the players on offense with Blake Bortles or Greg Olson) “For me to say that the offense wasn’t frustrated that we haven’t met expectations – yeah they were. There was some frustration. We had high expectations. I think everyone would look at that and say we weren’t meeting those expectations. Was there a disconnect on that? I think everyone agreed. In my conversation with Oly – it wasn’t a conversation – we just both talked and it came to that point where you know what, we had these expectations and it’s one thing if you feel like it was one game or a two-game thing. Some things like that can happen. It just felt like from listening in meetings and seeing the players and how they were playing, it was more of a feel and putting all the information together for me. I just wasn’t confident that it would go back into the right direction.”

(On if this is the last card he can play to turn the season around) “No. Again, I don’t look at it as a time frame. It’s right before he we have to do – it’s not that. It’s when things come up and you take a good hard look at it. That’s what I told you. I think we want to make rational decisions and decisions we feel are best for the organization and for this team. Let’s think about this. Let’s not make one out of panic. Let’s not make it out of being stressed out. Let’s not make it out of that. Is it truly best for the team in this situation? When you say, ‘Is this the last [card]?’ I don’t think that way. If there is something that comes up and we need to make a personnel change with a player or someone comes up and we can get them off the waiver wire that we think is going to benefit our team then we will look at it.”

(On where Bortles is mentally) “I think we’ll see. He’ll get a chance to meet with Nate. I’m going to visit with him. I know both, Blake and I visited over the weekend. I don’t know what the source.”

(On if he likes where Bortles is mentally) “He’s like everyone else on offense. I think offensively guys are frustrated, but don’t take that into account that they are not competing and they are not saying, ‘Let’s get this thing changed and let’s get this thing rolling.’ There are just a few things, but when I sat in that offensive meeting I didn’t feel that. I felt like, ‘Okay, you know what. It’s not just all on Greg Olson. We share the responsibility.’ But I think in that meeting room it was like, ‘You know what, this is a tough business. It is a business. By the way we play it affects peoples’ live, it affects players’ lives. Let’s take responsibility for what took place. It is unfortunate, but let’s get back to work.’ It was more of that approach.”

(On if he has found some solutions the past two days) “Clearer picture. A clearer picture. As I took a look at things and put together – again I didn’t want to involve a lot of people in it. It’s not like I went to a bunch of coaches and a bunch of players. I took a look at things and just had some long conversations with Greg and then I talked to Shad and Dave. I don’t want to say that I made the decision on Friday night and Saturday morning. I think there were some things you evaluate throughout and you just kind of get a feel for the direction you are going. You might have some feelings and then I think when you have extra time it either clears up or you were wrong and it wasn’t the truth. I think it just became clearer for me.”

(On if he found anything on tape to help improve the team) “Yeah we did. We looked at some things on tape in all three [phases of the game]. I think there are some areas too and I think that was a conversation, especially offensively with Nate.”

The following material is the copyrighted property of Jacksonville Jaguars, LLC. The material is not being made available to, and is not to be used by, any individuals other than members of the media that have been accredited by Jacksonville Jaguars, LLC. The materials may be used for the purpose of providing limited amounts of quotable excerpts for use in connection with news reports and articles created by such members of the media. Any other use is strictly prohibited. The material is not to be shared with any third parties. The material may not be duplicated, reproduced, published or distributed without the prior written consent of Jacksonville Jaguars, LLC.

(On what made Hackett the right choice as offensive coordinator) “His relationship with the quarterbacks, his knowledge of the passing game, his relationships with the receivers and the running backs since he is dealing with the quarterback so he is dealing with them. I think that the offensive line with protections. He’s in there involved with all the protection meetings. He knows all the position groups and they know him and they know his style.”

(On Hackett’s relationship with Doug Marrone being a positive thing) “I think it is good. I did talk to Doug after I made the decision. I involved him on it like I did with all the other coaches. I felt that was important to see how he would work and there was some comfort level there with him working with Nate.”

(On if Shad Khan believes in the process and the culture here) “Yeah, I do. Shad – it is a challenging time right now. He’s unbelievable. What do I say? He wants results and I do feel like the message he feels strongly, both Dave and him feel that we can get this done. Whether other people believe it I don’t know, but I know that is his belief. I know that the way we played on Thursday night was not something I am going to put at the top of life events that have taken place. It’s challenging, but I also know that when you have support like this you’re like, ‘You know what, we have to do things right for this organization and for this fan base.’ The fan base. You say, Gus what would you say to the fans? You have asked me that. I thought a lot about what I would say to the fans these last couple days and how much I appreciate them. These are tough decisions that we have to make, but it’s what is best for this organization and I do believe our fan base needs for us to get this thing going. We are going to compete to do it. We are not going to shy away from difficult decisions to do that.”

(On what he is seeing that is not happening on defense to create turnovers and/or sacks) “Consistent rush and the push up front. You’re right. I do believe those things will come. The first game we didn’t have much. Then we got on a roll. I think those come. I just want to make sure we’re being attack-style. Attack mode up front. It would be nice to get [opposing teams] one dimensional. It would be nice to get a lead and force them into passing situations so we can pin our ears back. I think that is what was impressive with our offensive line in the Thursday game though. We were in pass mode. We had to get some points. When the defense can pin their ears back and get after our quarterback, we were sitting there and we threw it 54 times in the game. You’re taking any element of surprise away for the offensive line. For the way they’re protecting, pretty good. That’s why I think it’s important that we have that. We have to get that element of surprise back to help our offensive line.”

The following material is the copyrighted property of Jacksonville Jaguars, LLC. The material is not being made available to, and is not to be used by, any individuals other than members of the media that have been accredited by Jacksonville Jaguars, LLC. The materials may be used for the purpose of providing limited amounts of quotable excerpts for use in connection with news reports and articles created by such members of the media. Any other use is strictly prohibited. The material is not to be shared with any third parties. The material may not be duplicated, reproduced, published or distributed without the prior written consent of Jacksonville Jaguars, LLC.



JAGUARS OFFENSIVE COORDINATOR NATHANIEL HACKETT

Monday, October 31, 2016

(On the last 72 hours) "It's been crazy. It's been an emotional roller coaster I think. For me, I think for all of us, nobody's happy with where we're at. I mean we're 2-5 and that sucks. It's unfortunate and I think when something like this happens, it's sad because my relationship with Coach [Greg] Olson, what he's done for me, how much he's taught me and how I feel about him, it's hard to have him go. And then it's almost hard that, for me, I'm naturally very excited, energetic guy that I'm also very excited. Oh wow, this is exciting! And then you feel guilty being excited and then you realized we have a game in seven days and the players are like, 'Oh gosh, who's this guy? What's he going to be doing?' and then I've been talking to Blake [Bortles] and so it's just up and down. It's up and down and it's just one of those things. We've addressed the fact that we're not happy with where we're at. We're 2-5. We've got work to do to get better and get back on a good track."

(On if Gus Bradley gave a road map of what he wants) "I think it was more Gus asking me kind of my vision and how I look at things, what I see when I do game planning and so forth. I think that when I kind of explained to him my process and the process I've always tried to use and stay true to it. I think he was excited about that and he saw there was—as long as there's always a vision, a pointed vision that I can give and teach to the guys because we're teachers and I think that if what I'm envisioning gives us the best chance to win, it can be given to those guys and they execute it, we'll always have a chance."

(On how he walks the line of making changes for Bortles but not too many because of the week) "It's a great question. First and foremost, I think the quarterback position's a very difficult position to play. And I think that he always has to feel his some great support, especially from a guy like me and the position we've just been kind of put in with kind of being thrown in the fire and getting it going. I think that as long as he knows that I'm there for him and I want to help make him successful through all the different things, whether it's mechanics or just understanding what we're trying to accomplish for our next opponent, I think that's the first step. Then it kind of branches off to the players, letting them understand how we want to attack. It's a whirl wind because you still want to feel horrible for a guy that, once again, I care a whole bunch about and but at the same time it comes right back to the roller coaster of saying, hey you got to get ready to win."

The following material is the copyrighted property of Jacksonville Jaguars, LLC. The material is not being made available to, and is not to be used by, any individuals other than members of the media that have been accredited by Jacksonville Jaguars, LLC. The materials may be used for the purpose of providing limited amounts of quotable excerpts for use in connection with news reports and articles created by such members of the media. Any other use is strictly prohibited. The material is not to be shared with any third parties. The material may not be duplicated, reproduced, published or distributed without the prior written consent of Jacksonville Jaguars, LLC.

(On the relationship between Greg Olson and Blake Bortles) “What I would tell you is I think Coach Olson and I were always on the same page. I really do. My job was the quarterback coach and I wanted to be the best quarterback coach for Coach Olson and whatever his vision was. I always wanted to get that to Blake. For saying that there’s really a difference, I mean I guess sometimes when you’re watching a game everybody looks at it different. Every one of you guys will watch a game and probably interpret a play different than another person. I mean that’s the beauty of the game of football. So I think there is going to be somewhat of a different vision. It’s not that there’s any philosophical difference between me and Coach Olson, it’s just I might, at that time, look at it different and call it different or at the same time, I might do some of the same things. It’s one of those things that will go back and forth.”

(On the run game) “We’re not gaining a lot of yards from a simple standpoint. It’s never just one thing. If it was, I think it’d be easy to hop right in there and say, ‘oh if we do this we’ll be good.’ It’s something that I now need to look at it from a different perspective. A lot of the time I was working with Blake on the pass game and stuff like that so I really need to throw myself into the run game and that’s something that I’ve always loved. I learned it from a very, very young age being around some of the very, very great running backs growing up as a kid that the quarterback’s best friend is the run game and I think if you can develop a run game that always can help you. But it has to be balanced, it goes both ways. I think that when you look at the whole thing it just hasn’t been successful and that’s why we have to take a good hard look and admit some things and really work on some things we can be good at.”

(On his perspective of Bortles right now) “I love Blake. Everybody keeps telling me there’s things wrong with him and I understand that because we’re not winning, but he’s also done a lot of really good things and I think that sometimes people try to focus on all the negative things with Blake. I don’t really do that. I try to look at more of the positive things and see how we can do those more to get him into a more comfort level. Like we talked about the run game a second ago, if you don’t have the run game, you put a lot more on him to try and throw the ball so many times and you’re in those situations. It’s not good for any quarterback, let alone a third-year quarterback and that’s now going to be on his third coordinator. I think when you look at that, there’s always things he’s dealing with that maybe there’s an issue across the board from offensive line, running backs, wide receivers, tight ends. There’s so many things that go into it to say Blake is just playing horrible, it’s really we’re all in on this together. I mean we’re all in it from the whole offense and I think that’s one thing I really want to make sure they all know that it’s not just Blake, it’s not just this person or this person, it’s all of us. We have to just be better on getting on the same page and helping him, which would then help everyone and everybody will be like, ‘oh he’s great.’”

(On if he has to pick Bortles up from a psychological standpoint) “I think it kind of goes for all of us. He picks me up, I pick him up. I mean I don’t like losing either. I mean I think we’ve all tried to do a really good job and we still have a job to do and we’re 2-5. It’s hard. I think as a coach you’re always coming in positive, you’re always working hard and I think that’s one thing I’ve appreciated from Blake is he’s

The following material is the copyrighted property of Jacksonville Jaguars, LLC. The material is not being made available to, and is not to be used by, any individuals other than members of the media that have been accredited by Jacksonville Jaguars, LLC. The materials may be used for the purpose of providing limited amounts of quotable excerpts for use in connection with news reports and articles created by such members of the media. Any other use is strictly prohibited. The material is not to be shared with any third parties. The material may not be duplicated, reproduced, published or distributed without the prior written consent of Jacksonville Jaguars, LLC.

helped me and I've helped him and it's a mutual thing. I think that's why we have a really good relationship."

(On Adam Dedeaux coming in to town to work with Bortles) "I mean it's really I want Blake to feel comfortable. I mean if Blake feels comfortable working with him, that's awesome. He had somebody he really leaned on last year and I knew about all that. It's crazy because when you look at the amount of time we get to be with everybody and the time we get to practice, it's not as much as everybody thinks. I remember when I first got in the league 10 years ago, it was unbelievable. We were with them all the time. It was great. But I think that now that has gone, guys have to get out there and they have to take care of some stuff themselves. I think that if Blake, if he's got somebody that he trusts and he believes in and it makes him better and it makes him more confident, I mean of course I want him to do that. I want to support that and I'll be there with him and whatever it takes. Now, if it makes him not feel comfortable well then I'm going to be like, okay we got to stop. So I think it's, once again, it's about Blake, it's about him feeling comfortable. If we can get that done, I think it's going to make him better."

(On what he has seen on tape of Bortles to build on) "Lots of stuff. If I told you though, I wouldn't want anyone else to know. There's a lot of things just from the mid-range game and stuff. I mean his completion percentage last year I think was 58 percent and there's some things he's gone up in completion percentage that's been good and there's been some things that have caused him not to get even more completions that he possibly could have. Last year he had a lot of things that you're like, 'what are you doing?' and the good thing is his eyes are in the right spot, he's feeling the pass concept, he's understanding where he's going with the ball. Sometimes, for whatever reason, it might not be executed enough from across the board, from like I said, offensive line, wide receivers, running backs, tight ends. I mean it goes across for everybody. So I think that, once again, we get everybody on the same page, we focus on some of those things that I've seen him do well and I think that'll help us."

(Is it concerning that seven games in, the offense doesn't know who they are or what they do well?) "I mean it's frustrating when we're 2-5 whether we knew who we were or we don't. So I think that's something you're always trying to find as an offensive coordinator: somebody that's trying because you want to do what the players like, you want to be able to feel comfortable in, you want to be able to call something that they're like you can call that 18 times in a row and I'm going to get after it. So I think that we're always searching for that but it's not as easy as saying it's always going to be that then this stuff will be easy. So I think that it's, like I said, I think that it's just a compilation of a lot of stuff and I think we just have to get that all in one straight line."

(On if he will make more of an effort to not abandon the running game if doesn't work early) "I have always felt, like I said, the best thing in the world for a quarterback is the run game. I have always absolutely loved running the ball. I mean even I remember my first year at the Bills, I believe we were like one of the tops in the league. I think it's one of those things if anytime you can let a young

The following material is the copyrighted property of Jacksonville Jaguars, LLC. The material is not being made available to, and is not to be used by, any individuals other than members of the media that have been accredited by Jacksonville Jaguars, LLC. The materials may be used for the purpose of providing limited amounts of quotable excerpts for use in connection with news reports and articles created by such members of the media. Any other use is strictly prohibited. The material is not to be shared with any third parties. The material may not be duplicated, reproduced, published or distributed without the prior written consent of Jacksonville Jaguars, LLC.

quarterback go, 'ahhh' and get it to Chris Ivory or T.J. Yeldon they're going to run right down the field and get a couple yards. I think that even if it doesn't work, they still have to defend it. So I think that you always are going to want to try and run the ball as much as you can and try to force that envelope, but still have things to get off of. I mean, again don't want to give too much away, but you want to have enough to have them defend everything."

(On how his history with Doug Marrone can get the protection on the same page) "It's awesome. I mean he's a guy that I have been with going on six years now. Who would've thought? He's a very good friend. I've been with him for a long time. He knows me, I know him. He knows how I work, he's been in there. He's watched me run around like a mad man. It's great to have him as somebody there that I can lean on and ask the questions that I'll have about the run game, about the pass game."

(On how big of a chance is this for him to be back calling plays) "I mean anytime you get an opportunity to call a play in the NFL, it's unbelievable. I mean this is the greatest profession in the world. To be able to just have that chance to call a play, to be out in front of the crowd, to be out there with those guys. And really it's about them. The play-calling is one of those things it's more about the vision and about loving to coach during practice and showing them and teaching them. That's what I love. I think when you get to give people your vision that's the most important thing and watching it kind of come alive on game day and I think that's what we'll be striving for. So I think it's great. What happens after this, I mean I haven't even had time to think of anything. I just really love this team, I love these guys. I'm thankful for Gus, I'm thankful for Olly. I'm thankful for everything and I just want to get to work and I want to try and figure out a good plan to get after these guys that the guys can be confident in."

(On if there is any worry there won't be success on the first drive and if there is too much importance on one drive) "I don't put importance on that at all. I mean every single thing is about who's winning at the end of the game. I mean let's face it, everyone might forget the first drive if you win the game. If you get the first drive and you don't score again, that's not good either. So I think it's about being a consistent offense. It's a roller coaster. I mean the whole game is always. You never know what's going to happen, you don't know what's going to be thrown at you. The Kansas City Chiefs' defensive coordinator is a legend and who knows what he's going to do. It's about how you react with everything. It's about how whatever happens in that first drive, whether you do good, whether you do bad, how do you react after that? What is your confidence in the next drive? What's your confidence in the guys next to you? So I think it's always, you can't just focus on one thing in this game. You can't say it's one situation, one deal, because then you're locking yourself down and the minute that gets fixed, so many other situations you might slide into another thing. So it's about the all-encompassing thing keeping everybody together throughout the whole game."

(On how concerned he is about Dedeaux changing Bortles mechanically over changing Bortles schematically in the middle of the season) "Like I said, it's about his confidence. It's about his confidence

The following material is the copyrighted property of Jacksonville Jaguars, LLC. The material is not being made available to, and is not to be used by, any individuals other than members of the media that have been accredited by Jacksonville Jaguars, LLC. The materials may be used for the purpose of providing limited amounts of quotable excerpts for use in connection with news reports and articles created by such members of the media. Any other use is strictly prohibited. The material is not to be shared with any third parties. The material may not be duplicated, reproduced, published or distributed without the prior written consent of Jacksonville Jaguars, LLC.

and getting him to be confident and he knows I support him a whole bunch. I just want him to feel comfortable out there with all the progressions, with all the reads, what I'm asking him to do in that when he drops back and throws he's confident. Whatever I got to do to help him get there, I'm going to do it and there's a lot of different philosophies on how that is during the season. Obviously during the season there's a lot of stuff going on, lot of people asking questions, lot of people watching stuff, you can't go in the dark and train and nobody see you. It's always a challenge but heck it's a challenge anytime."

The following material is the copyrighted property of Jacksonville Jaguars, LLC. The material is not being made available to, and is not to be used by, any individuals other than members of the media that have been accredited by Jacksonville Jaguars, LLC. The materials may be used for the purpose of providing limited amounts of quotable excerpts for use in connection with news reports and articles created by such members of the media. Any other use is strictly prohibited. The material is not to be shared with any third parties. The material may not be duplicated, reproduced, published or distributed without the prior written consent of Jacksonville Jaguars, LLC.



JAGUARS QUARTERBACK BLAKE BORTLES

Monday, October 31, 2016

(On how he found out about Greg Olson's dismissal) "Gus called me and I talked to him and then obviously went through and talked to Oly and then talked to Hackett. It is obviously unfortunate. I think the world of Oly as a guy and a football mind. Extremely intelligent. I learned a ton of football from him. It is unbelievably unfortunate. He taught me a lot and did a lot of good for this organization. Things happen. Things change and just because there has been a move made or a switch has happened it doesn't mean we are all of sudden going to start putting up numbers offensively and winning games. We still have to go out and find a way to execute and eliminate the stuff that has been happening the previous seven weeks."

(On if the decision shocked him at first) "Yeah a little bit. Any time there is change like that and there is a big mix up it's going to be shocking. It is different. It's a change and that's exactly what it is. It's different. It's something to adjust to and figure out, but we still have nine games to play and a lot of football."

(On if he and Olson were on the same page) "Yeah, I think so for the most part. We spent a lot of time together. He worked his tail off in putting those plans together and then installing them and trying to make sure the whole offense was on the same page. I thought both he and I spent a lot of time together and worked hard to make sure we were on the same page and thinking the same thing. We weren't able to put things together on the field."

(On what tweaks he would anticipate seeing or like to see going forward offensively) "I think Hackett has a good plan. He has a good vision. We went through it this morning and talked about some different things he wanted to do. Definitely clean up some attention to details and stay on top of that and be more specific with some stuff and try to find out who we are and what we do well."

(On having a third offensive coordinator) "I think that definitely helps out. The whole three coordinators in three years – I don't know if I can say – obviously it matters. You want to be able to stay with the guy and have continuity and all that, but I'll play as hard as I can for whoever is coaching me. I think I'm fortunate to have Nathaniel Hackett be that guy now because we have been together for a year and a half now and created a really good relationship and feel as though it's an open forum as far as communication. We can talk about anything. I think we can get a lot of things done."

(On why he has a good relationship with Hackett) "Really for a year and a half now we have spent hours and hours and hours together, every single day in his office, which is a glorified closet in the back of the

The following material is the copyrighted property of Jacksonville Jaguars, LLC. The material is not being made available to, and is not to be used by, any individuals other than members of the media that have been accredited by Jacksonville Jaguars, LLC. The materials may be used for the purpose of providing limited amounts of quotable excerpts for use in connection with news reports and articles created by such members of the media. Any other use is strictly prohibited. The material is not to be shared with any third parties. The material may not be duplicated, reproduced, published or distributed without the prior written consent of Jacksonville Jaguars, LLC.

building. The time we've spent together, the things we have been through together, the things we have talked about all the time. It's a really good relationship."

(On if there ever were mixed messages between Hackett and Olson) "No. I think all the credit to Nathaniel for that. He understood that he was the quarterback coach and Greg Olson was the coordinator. Nathaniel's job was to relay Greg's message the way he wanted it interpreted and relay to me and the quarterbacks and make sure we're on the same page. I thought Nathaniel did a great job of that."

(On if he feels personally responsible for Olson's dismissal) "Yeah, definitely. If I would have played well, better, the way I should, whatever you want to say, there would never be a coordinator switch. We would still be here with Jedd Fisch I guess. It's always on the quarterback. It's on the offense. If you play well no one would have to get fired and no one would have to get cut. That didn't happen and unfortunately someone has to take the blame for it. Nowhere near was it all Greg Olson's fault."

(On if the offensive package needs to be expanded to keep defenses guessing) "I think it will be different. It'll be a lot of fun to go through this week and go through for the first time planning with Nathaniel and seeing how he does that and trying to attack different things. I think for sure that's one thing that defenses on a weekly basis won't be able to tell what we're doing. I think as far as formations and different things we're doing out of that. I think there will definitely be a lot of stuff off of it."

(On the challenges of Hackett having to install the offense for the first time while also getting ready to prepare for Kansas City) "Obviously he's going to keep it pretty much what we have been doing the same. There will be a couple changes here and there. We had a good system and a lot of complex things that Oly had installed. We're going to use that. We're going to use a lot of it. We might minimize it down a little bit and shrink some packages. We're going to use a lot of the stuff we already have and just use some of it differently."

(On what he has seen from Kansas City's CB Marcus Peters) "Obviously a talented bunch for sure. A good defense. It's going to be a tough place to play in Kansas City. I think that will always be a factor. It's going to come down to what we talk about every week—us not shooting ourselves in the foot and finding ways to execute."

(On if the struggles on offense are on playing calling or players' performance) "It's hard to say. You could say he was calling bad plays or you could say he was calling perfectly fine plays and you just weren't executing them. That's why I don't know. We'll never know. We know what we were doing wasn't necessarily working and it wasn't that it was a bad play call or that it was all the players not executing. I think it was a combination of a lot of things not working and not coming together every single Sunday. I think it's finding ways throughout the week to do what we do well and do it a lot on Sunday."

(On what gives him confidence things are going to change) "I guess just being optimistic. I think you could sit here and say the same old speech of we're trying to get better and we're working on things and we are, but I think to sit here at 2-5 and give you that whole spiel is a bit naive. I think you have to be realistic with it and understand what we're doing isn't working and hasn't worked. You have to do

The following material is the copyrighted property of Jacksonville Jaguars, LLC. The material is not being made available to, and is not to be used by, any individuals other than members of the media that have been accredited by Jacksonville Jaguars, LLC. The materials may be used for the purpose of providing limited amounts of quotable excerpts for use in connection with news reports and articles created by such members of the media. Any other use is strictly prohibited. The material is not to be shared with any third parties. The material may not be duplicated, reproduced, published or distributed without the prior written consent of Jacksonville Jaguars, LLC.

something different and we're figuring that out and we're going to try to find something different this week."

(On if he can hit the reset button in the middle of the season) "Yeah, I think so. I look forward to that. Whether this in some way or shape or form was that, and this move and Nathaniel coming in was kind of the spark plug for the offense. That's kind of his personality, that's what he is. He is a little ball of energy. I think it'll be good. I think it'll be good to have that. We'll find out. We have nine games left, a lot of football to go. We're 1-1 in our division and I'm looking forward to the rest of it."

(On if he spent more time with Hackett one-on-one than Olson because Hackett was his position coach) "Yeah."

(On if that is how it generally works) "I don't know. Maybe some places are different. Usually the coordinator has to do a lot of game planning and stuff like that. It was usually us with Nathaniel a lot."

(On what he can do mechanically with the extra time this week) "I will definitely try to get that fixed up. I have [personal QB coach] Adam [Dedeaux] coming in this afternoon so I'll throw with him today and tomorrow and hopefully we'll try to tighten some things up and get back to the way I was throwing the ball the most efficient."

(On if he is confident the offensive coordinator change can help him) "Yeah, I think so. It's being able to be on the same page with Nathaniel. Getting his message and his vision across to the whole offense I think is good and I think it's something I'm excited for and something he's going to do a good job of as far as standing up there and installing plays and making sure everyone understands why this play is being called, who are we trying to attack and where should the ball go on each and every single play against all the looks."

(On when he decided to bring Dedeaux in to help) "We've been talking. When you get a chance to see how things are going, do a bye week, do a Thursday night week whenever. Let's find time and it's kind of like anything else when you struggle at doing what you're supposed to do all the time; I think you try to fix it as quickly as possible rather than let it get worse. I try to take care of that."

(On if this is the toughest football has ever been for him) "Football has never really been all that hard. I think you go through things like this and if you're fortunate enough to have the people that believe in you enough and give you enough time to work through it then you are unbelievably lucky, and I feel that way in this organization and on this team. I'm looking forward to working through this as fast as possible and doing it with Nathaniel and the rest of the guys in the locker room."

(On how hard is he beating himself up and who he leans on to get through it) "I have had a conversation with Gus about how do you have confidence. Do you have confidence because of success, or does confidence just stem from positive self-talk? I think finding different ways. I think you could find people that agree with both and disagree with one or the other. I think it's both. I think you have to know how to motivate yourself and get yourself rolling. Then obviously when you go out there and prove that what you're doing is successful and the right thing and it works then I think unconsciously that gives you the confidence to go do it every week."

The following material is the copyrighted property of Jacksonville Jaguars, LLC. The material is not being made available to, and is not to be used by, any individuals other than members of the media that have been accredited by Jacksonville Jaguars, LLC. The materials may be used for the purpose of providing limited amounts of quotable excerpts for use in connection with news reports and articles created by such members of the media. Any other use is strictly prohibited. The material is not to be shared with any third parties. The material may not be duplicated, reproduced, published or distributed without the prior written consent of Jacksonville Jaguars, LLC.

(On if there are certain things that Dedeaux will work with him on that his partner and also personal QB coach Tom House does not) “No, it’s the same. Tom is just old, so he can’t fly.”

(On if Dedeaux will work with him on upper body or lower body mechanics) “It’ll just be all lower body stuff and that will correlate and get everything tightened up up top.”



TEAM GAME-BY-GAME STATISTICS

REGULAR SEASON WEEK 9 AT KANSAS CITY

JACKSONVILLE JAGUARS 2016 OFFENSE GAME-BY-GAME

Wk.	Date	Opp	FIRST DOWNS			3 RD	TOT. OFFENSE			RUSHING			PASSING			PUNTS		PEN. Yards	FUM. Lost	Tot. Pts.	Tot. TD	Rn	Ps	Rt	Sfty	PAT	2PT FGs	T.O.P.											
			Tot	Run	Pass		Pen	Down	Yards	Plays	Avg.	Yards	Att.	Avg.	Net	Sacks	Gross												Att./	Cmp./	Int.	Avg.							
1	9/11	vs. G.B.	[L]	20	4	14	2	4/15	348	68	5.1	48	26	1.8	300	3-24	320	39	24	1	62.5	9-79	1-0	23	2	1	1	0	0	2/2	0/0	3/3	31:23						
2	9/18	at S.D.	[L]	20	6	13	1	2/11	388	63	6.2	69	11	6.3	319	2-10	329	50	31	2	44.8	14-93	1-1	14	2	0	2	0	0	2/2	0/0	0/1	25:08						
3	9/25	vs. BAL	[L]	14	1	12	1	6/16	216	63	3.4	48	21	2.3	168	4-26	194	38	24	3	41.5	7-75	0-0	17	2	0	2	0	0	2/2	0/0	1/2	28:54						
4	19/2	vs. IND	[W]	23	7	11	5	3/11	331	65	5.1	136	29	4.7	195	3-12	207	33	19	0	53.8	11-145	1-0	30	3	1	2	0	0	3/3	0/0	3/3	27:21						
5	10/16	at CHI	[W]	20	3	12	5	2/10	317	55	5.8	54	20	2.7	263	2-8	271	33	20	1	55	5-50	2-1	17	2	1	1	0	0	2/2	0/0	1/1	24:13						
6	10/23	vs. OAK	[L]	19	4	11	4	4/13	344	60	5.7	105	16	6.6	239	1-7	246	43	23	2	47.8	13-122	2-1	16	1	0	1	0	0	1/1	0/0	3/3	26:33						
7	10/27	at TEN	[L]	27	3	22	2	6/13	370	67	5.5	48	11	4.4	322	2-15	337	54	33	0	45.8	7-75	2-1	22	3	0	3	0	0	3/3	1/1	0/0	25:35						
9	11/6	at K.C.																																					
10	11/13	vs. HOU																																					
11	11/20	at DET																																					
12	11/27	at BUF																																					
13	12/4	vs. DEN																																					
14	12/11	vs. MIN																																					
15	12/18	at HOU																																					
16	12/24	vs. TEN																																					
17	1/1	at IND																																					
		TOTALS:		143	28	95	20	27/89	2314	441	5.2	508	134	3.8	1806	17-98	1904	290	174	9	48.8	66-629	9-4	139	15	3	12	0	0	15/15	1/1	11/13	27:01						

JACKSONVILLE JAGUARS 2016 DEFENSE GAME-BY-GAME

Wk.	Date	Opp	FIRST DOWNS			3 RD	TOT. OFFENSE			RUSHING			PASSING			PUNTS		PEN. Yards	FUM. Lost	Tot. Pts.	Tot. TD	Rn	Ps	Rt	Sfty	PAT	2PT FGs	T.O.P.											
			Tot	Run	Pass		Pen	Down	Yards	Plays	Avg.	Yards	Att.	Avg.	Net	Sacks	Gross												Att./	Cmp./	Int.	Avg.							
1	9/11	vs. G.B.	[L]	18	6	10	2	7/14	294	60	4.9	95	25	3.8	199	1-0	199	34	20	0	46	5-24	1-0	27	3	1	2	0	0	3/3	0/0	2/2	28:37						
2	9/18	at S.D.	[L]	25	10	10	5	7/13	357	63	5.7	150	35	4.3	207	3-13	220	25	17	0	43.3	3-23	1-1	38	5	1	4	0	0	5/5	0/0	1/1	34:52						
3	9/25	vs. BAL	[L]	18	3	11	4	5/13	283	64	4.4	84	22	3.8	199	2-15	214	40	29	2	48.6	8-58	2-1	19	1	1	0	0	0	1/1	0/0	4/4	31:06						
4	19/2	vs. IND	[W]	23	7	11	5	9/17	284	73	3.9	94	25	3.8	190	6-44	234	42	27	1	49.7	7-78	1-0	27	3	1	2	0	0	3/3	0/0	2/2	32:39						
5	10/16	at CHI	[W]	22	5	16	1	7/17	389	77	5.1	92	27	3.4	297	1-5	302	49	30	0	43.5	10-87	1-0	16	1	1	0	0	0	1/1	0/0	3/3	35:47						
6	10/23	vs. OAK	[L]	21	8	10	3	8/18	344	71	4.8	144	34	4.2	200	0-0	200	37	23	0	54.6	11-117	1-0	33	3	2	1	0	0	3/3	0/0	4/4	33:27						
7	10/27	at TEN	[L]	25	11	12	2	9/15	494	66	7.5	214	43	5	280	0-0	280	23	19	0	38.8	7-54	1-0	36	4	2	2	0	0	3/4	0/0	3/3	34:25						
9	11/6	at K.C.																																					
10	11/13	vs. HOU																																					
11	11/20	at DET																																					
12	11/27	at BUF																																					
13	12/4	vs. DEN																																					
14	12/11	vs. MIN																																					
15	12/18	at HOU																																					
16	12/24	vs. TEN																																					
17	1/1	at IND																																					
		TOTALS:		152	50	80	22	50/107	2445	474	5.2	873	211	4.1	1572	13-77	1649	250	165	3	42.2	51-441	7-2	196	20	9	9	0	0	19/20	0/0	19/19	32:59						

JACKSONVILLE JAGUARS 2015 OFFENSE GAME-BY-GAME

Wk.	Date	Opp	FIRST DOWNS			TOT. OFFENSE			RUSHING			PASSING			PUNTS			FUM.			Tot. TD	Rn	Ps	Rt	Sfty	PAT	2PT	FGs	T.O.P.				
			Tot	Run	Pass	Pen	3 RD	DOWN	Yards	Plays	Avg.	Yards	Att.	Avg.	Net	Sacks	Gross	Att./	Cmp./	Int.										Avg.	Yards	Lost	Pts.
1	9/13	vs. CAR	[L]	18	6	12	0	3/12	265	66	4.0	96	21	4.6	169	5	183	40	22	2	46.2	25	1	9	1	0	1	0	0	0/1	0/0	1/2	25:54
2	9/20	vs. MIA	[W]	19	4	11	4	5/14	396	66	6.0	123	33	3.7	273	0	273	33	18	0	45.3	93	0	23	2	0	2	0	0	2/2	0/0	3/3	30:08
3	9/28	at N.E.	[L]	15	2	12	1	6/12	293	55	5.3	57	20	2.9	236	2	242	33	17	1	48.8	114	0	17	2	0	2	0	0	2/2	0/0	1/1	25:20
4	10/4	at IND	[L]	21	5	15	1	7/18	431	79	5.5	142	28	5.1	289	1	298	50	28	0	38.4	92	0	13	1	0	1	0	0	1/1	0/0	2/4	36:10
5	10/11	at T.B.	[L]	21	3	15	3	2/8	325	56	5.8	55	17	3.2	270	6	303	33	23	1	55.3	12	1	31	4	0	4	0	0	4/4	0/0	1/1	25:19
6	10/18	vs. HOU	[L]	26	4	18	4	5/15	394	77	5.1	83	21	4.0	311	3	331	53	30	3	46.8	64	0	20	3	0	3	0	0	2/3	0/0	0/0	29:58
7	10/25	vs. BUF	[W]	17	6	9	2	5/14	295	63	4.7	120	32	3.8	175	2	182	29	13	1	44.8	66	0	34	5	1	2	2	0	4/5	0/0	0/0	28:38
9	11/8	at NYJ	[L]	19	3	16	0	7/16	436	65	6.7	98	19	5.2	338	6	381	40	24	2	40.6	30	2	23	2	0	2	0	0	2/2	0/0	3/3	29:16
10	11/15	at BAL	[W]	22	6	10	6	4/16	258	70	3.7	90	22	4.1	168	3	188	45	22	1	52.0	30	0	22	2	0	2	0	0	1/1	0/1	3/4	30:32
11	11/19	vs. TEN	[W]	18	3	13	2	4/13	308	58	5.3	90	23	3.9	218	4	242	31	21	1	48.0	88	1	19	1	0	1	0	0	1/1	0/0	4/4	28:25
12	11/29	vs. S.D.	[L]	20	4	15	1	5/15	420	70	6.0	102	19	5.4	318	2	329	49	30	1	41.3	35	0	25	2	0	2	0	0	1/2	0/0	4/4	28:36
13	12/6	at TEN	[L]	20	3	17	3	10/14	383	59	6.5	81	21	3.9	302	2	322	36	24	0	53.3	21	1	39	6	1	5	0	0	3/5	0/1	0/0	26:26
14	12/13	vs. IND	[W]	24	9	12	3	2/9	380	62	6.1	154	29	5.3	226	3	250	30	16	0	45.6	40	2	51	7	2	3	1	0	6/7	0/0	1/1	29:12
15	12/20	vs. ATL	[L]	21	6	14	1	0/8	357	60	6.0	72	20	3.6	285	2	297	38	23	1	42.3	62	0	17	2	1	1	0	0	2/2	0/0	1/1	25:27
16	12/27	at N.O.	[L]	21	4	17	0	6/9	412	52	7.9	65	15	4.3	347	2	368	35	27	2	50.0	55	0	27	4	0	4	0	0	1/1	1/3	0/0	22:07
17	1/3	at HOU	[L]	11	1	9	1	1/12	215	54	4.0	32	14	2.3	183	8	239	32	17	2	5-50.2	7-53	3-2	6	0	0	0	0	0	0/0	0/0	2/2	24:23
TOTALS:				313	69	215	29	72/205	5581	1012	5.5	1473	354	4.16	4108	51	4428	607	355	18	80-46.3	105-880	25-10	376	44	5	35	4	0	32/39	1/5	26/30	27:34

JACKSONVILLE JAGUARS 2015 DEFENSE GAME-BY-GAME

Wk.	Date	Opp	FIRST DOWNS			TOT. OFFENSE			RUSHING			PASSING			PUNTS			FUM.			Tot. TD	Rn	Ps	Rt	Sfty	PAT	2PT	FGs	T.O.P.				
			Tot	Run	Pass	Pen	3 RD	DOWN	Yards	Plays	Avg.	Yards	Att.	Avg.	Net	Sacks	Gross	Att./	Cmp./	Int.										Avg.	Yards	Lost	Pts.
1	9/13	vs. CAR	[L]	17	6	10	1	8/17	263	68	3.9	105	35	3.0	158	2	175	31	18	1	44.8	22	0-0	20	2	0	1	1	0	2/2	0/0	2/4	34:06
2	9/20	vs. MIA	[W]	17	0	15	2	5/15	386	62	6.2	42	16	2.6	344	2	359	44	30	0	48.2	112	1-0	20	2	0	2	0	0	2/2	0/0	2/3	29:52
3	9/28	at N.E.	[L]	35	12	19	4	11/14	471	76	6.2	125	32	3.9	346	2	358	42	33	0	0.0	30	0-0	51	6	4	2	0	0	6/6	0/0	3/3	34:40
4	10/4	at IND	[L]	22	3	14	5	7/15	326	74	4.4	60	24	2.5	266	3	282	47	30	0	47.8	45	3-2	16	1	0	1	0	0	1/1	0/0	3/3	34:14
5	10/11	at T.B.	[L]	20	8	11	1	5/11	369	61	6.0	183	40	4.6	186	2	209	19	13	0	33.7	72	0-0	38	4	2	1	1	0	3/3	1/1	3/3	34:41
6	10/18	vs. HOU	[L]	24	6	15	3	7/14	382	68	5.6	95	31	3.1	287	1	293	36	24	0	38.8	69	1-0	31	4	0	3	1	0	4/4	0/0	1/1	30:02
7	10/25	vs. BUF	[W]	26	10	13	3	3/12	375	74	5.1	115	28	4.1	260	4	298	42	24	2	49.3	87	4-2	31	3	0	2	1	0	2/2	1/1	3/3	31:22
9	11/8	at NYJ	[L]	14	2	12	0	5/15	290	64	4.5	29	28	1.0	261	2	272	34	21	0	39.0	41	1-0	28	4	2	2	0	0	4/4	0/0	0/0	30:44
10	11/15	at BAL	[W]	22	7	15	0	8/14	397	67	5.9	89	21	4.2	308	1	316	45	34	2	40.4	121	2-2	20	3	0	3	0	0	2/2	0/1	0/1	29:28
11	11/19	vs. TEN	[W]	22	4	13	5	5/13	316	65	4.9	104	26	4.0	212	4	231	35	22	0	45.2	59	1-1	13	1	1	0	0	0	1/1	0/0	2/3	31:35
12	11/29	vs. S.D.	[L]	24	4	19	1	6/14	369	71	5.2	79	26	3.0	290	2	300	43	29	0	41.2	70	0-0	31	4	0	4	0	0	4/4	0/0	1/1	31:24
13	12/6	at TEN	[L]	26	9	13	4	8/13	467	68	6.9	210	35	6.0	257	4	268	29	20	1	44.3	38	1-1	42	6	2	3	1	0	6/6	0/0	0/0	33:34
14	12/13	vs. IND	[W]	17	7	9	1	4/16	322	69	4.7	95	23	4.1	227	3	260	43	20	1	47.9	85	1-1	16	1	0	1	0	0	1/1	0/0	3/3	30:48
15	12/20	vs. ATL	[L]	22	6	13	3	7/14	328	69	4.8	83	33	2.5	245	1	246	35	22	1	39.8	43	0-0	23	2	1	1	0	0	0/0	0/0	3/3	34:33
16	12/27	at N.O.	[L]	29	9	18	2	8/13	537	72	7.5	135	35	3.9	402	1	412	36	25	0	49.5	40	0-0	38	5	2	3	0	0	5/5	0/0	1/3	37:53
17	1/3	at HOU	[L]	25	9	13	3	8/17	402	74	5.4	160	31	5.2	242	2	249	41	25	1	4-47.5	9-55	1-1	30	3	1	1	1	0	3/3	0/0	3/4	35:37
TOTALS:				362	102	222	38	105/227	6000	11-2	5.4	1709	464	3.7	4291	36	4528	602	390	9	72-43.9	114-989	16-9	448	51	15	29	7	0	48/48	2/3	30/38	32:26

JACKSONVILLE JAGUARS 2014 OFFENSE GAME-BY-GAME

Wk.	Date	Opp	FIRST DOWNS			3 RD	TOT. OFFENSE			RUSHING			PASSING			PUNTS		FUM.	Tot. Tot.			T.O.P.												
			Tot	Run	Pass		Pen	Yards	Plays	Avg.	Yards	Att.	Avg.	Net	Sacks	Gross	Att./		Cmp./	Int.	Avg.		Yards	Lost	Pts.	TD	Rn	Ps	Rt	Sfty	PAT	2PT	FGs	
1	9/7	at PHI	[L]	18	2	14	2	2/14	306	71	4.3	64	25	2.6	242	3-24	266	43	24	0	8-46.5	7-55	1-1	17	2	0	2	0	0	2/2	0/0	0/0	1/3	29:14
2	9/14	at WAS	[L]	8	2	4	2	3/13	148	48	3.1	25	10	2.5	123	10-70	193	28	14	1	8-47.9	6-44	0-0	10	1	0	1	0	0	1/1	0/0	1/1	20:59	
3	9/21	vs. IND	[L]	18	6	10	2	4/10	344	55	6.3	105	20	5.3	239	4-17	256	18	31	2	5-46.4	2-15	1-1	17	2	0	2	0	0	2/2	0/0	1/1	22:57	
4	9/28	at S.D.	[L]	21	7	12	2	9/14	319	65	4.9	85	25	3.4	234	3-19	253	37	29	2	2-56.0	3-32	1-1	14	2	1	1	0	0	2/2	0/0	0/0	30:34	
5	10/5	vs. PIT	[L]	12	4	8	0	3/12	243	68	4.7	56	15	3.7	187	1-4	191	36	22	2	5-45.0	4-34	3-0	9	0	0	0	0	0	0/0	0/0	3/3	24:43	
6	10/12	at TEN	[L]	27	8	17	2	8/15	379	75	5.1	82	23	3.6	297	6-39	336	46	32	1	6-47.7	6-35	1-1	14	2	1	1	0	0	2/2	0.0	0/0	31:07	
7	10/19	vs. CLE	[W]	20	10	8	2	5/16	336	68	4.9	185	35	5.3	151	2-8	159	31	17	3	8-43.1	3-25	0-0	24	3	2	1	0	0	3/3	0/0	1/1	31:33	
8	10/26	vs. MIA	[L]	19	6	11	2	6/15	377	68	5.5	176	30	5.9	201	4-20	221	34	18	2	4-46.8	6-37	1-1	13	1	0	1	0	0	1/1	0/0	2/3	32:23	
9	11/2	at CIN	[L]	19	4	14	1	4/12	365	60	6.1	132	25	5.3	233	2-14	247	33	22	1	7-35.7	3-35	0-0	23	3	1	2	0	0	2/2	0/1	1/1	27:16	
10	11/9	vs. DAL	[L]	20	5	11	4	4/14	333	65	5.1	71	24	3	262	4-28	290	37	22	1	6-47.2	2-14	3-2	17	2	2	0	0	1	2/2	1/1	0/0	28:28	
12	11/23	at IND	[L]	11	6	5	0	3/12	194	54	3.6	80	23	3.5	114	4-32	146	27	15	1	7-49.4	6-43	2-1	3	0	0	0	0	0	0/0	0/0	1/1	25:55	
13	11/30	vs. NYG	[W]	18	6	10	2	3/12	258	64	4	118	22	5.4	140	7-54	194	35	21	0	7-52.4	7-49	0-0	25	3	0	1	2	0	1/1	0/2	2/2	25:21	
14	12/7	vs. HOU	[L]	17	4	10	3	5/15	262	66	4	74	22	3.4	188	4-17	188	40	20	1	4-48.3	6-40	0-0	13	1	0	1	0	0	1/1	0/0	2/2	27:31	
15	12/14	at BAL	[L]	13	4	9	0	5/18	248	69	3.6	82	23	3.6	166	8-63	229	38	22	1	6-44.5	5-60	0-0	12	0	0	0	0	0	0/0	0/0	4/5	31:42	
16	12/18	vs. TEN	[W]	17	7	7	3	5/13	288	56	5.1	177	25	7.1	111	4-13	124	27	14	0	7-45.9	3-25	1-0	21	3	2	1	0	0	3/3	0/0	0/0	25:08	
17	12/28	at HOU	[L]	13	5	4	4	0/11	233	53	4.4	121	14	8.6	112	5-28	140	34	15	0	6-49.3	4-25	1-0	17	2	0	1	1	0	2/2	0/0	1/2	20:12	
TOTALS:				271	86	154	31	69/216	4,634	988	4.7	1,633	360	4.5	3,001	71/450	3,451	557	325	18	96-46.5	73-573	15-8	249	27	9	15	3	1	23/23	1/4	20/26	27-11	

JACKSONVILLE JAGUARS 2014 DEFENSE GAME-BY-GAME

Wk.	Date	Opp	FIRST DOWNS			3 RD	TOT. OFFENSE			RUSHING			PASSING			PUNTS		FUM.	Tot. Tot.			T.O.P.											
			Tot	Run	Pass		Pen	Yards	Plays	Avg.	Yards	Att.	Avg.	Net	Sacks	Gross	Att./		Cmp./	Int.	Avg.		Yards	Lost	Pts.	TD	Rn	Ps	Rt	Sfty	PAT	2PT	FGs
1	9/7	at PHI	[L]	24	7	14	3	8/19	420	82	5.1	145	32	4.5	275	5-47	322	45	27	1	6-38.3	6-50	3-2	34	4	1	2	1	0	4/4	0/0	2/2	30:46
2	9/14	at WAS	[L]	32	12	16	4	6/14	449	81	5.5	191	42	4.5	258	3-30	288	36	24	0	4-49.8	11-98	0-0	41	5	3	2	0	0	5/5	0/0	2/2	39:01
3	9/21	vs. IND	[L]	27	5	22	0	8/14	529	74	7.1	144	29	5	385	2-5	390	43	33	0	5-46.4	8-46	0-0	44	5	0	4	1	0	5/5	0/0	3/3	37:03
4	9/28	at S.D.	[L]	19	2	16	1	9/16	407	61	6.7	42	20	2.1	365	2-12	377	39	29	0	3-42.0	7-57	1-0	33	3	0	3	0	0	3/3	0/0	4/4	29:26
5	10/5	vs. PIT	[L]	20	5	15	0	8/16	372	68	5.5	111	28	4	261	4-12	273	36	26	0	5-45.4	7-50	1-1	17	2	0	1	1	0	2/2	0/0	1/1	35:17
6	10/12	at TEN	[L]	14	3	9	2	3/11	290	55	5.3	70	24	2.9	220	3-13	233	28	17	0	5-49.8	5-48	1-0	16	1	1	0	0	1/1	0/0	3/3	28:53	
7	10/19	vs. CLE	[W]	13	2	11	0	4/17	266	74	3.6	69	30	2.3	197	3-18	215	41	16	1	7-50.4	8-50	2-2	6	0	0	0	0	0/0	0/0	2/2	28:27	
8	10/26	vs. MIA	[L]	17	7	8	2	5/12	326	56	5.8	148	24	6.2	178	3-18	196	29	16	1	5-51.0	7-52	0-0	27	3	0	1	2	0	3/3	0/0	2/2	27:37
9	11/2	at CIN	[L]	23	11	12	0	6/13	423	67	6.3	191	34	5.6	232	2-1	233	31	19	2	5-50.4	6-40	1-0	33	4	2	2	0	1	4/4	0/0	1/1	32:44
10	11/9	vs. DAL	[L]	16	6	10	0	4/13	399	59	6.8	151	30	5.0	248	1-6	254	28	21	0	5-46.8	9-65	1-1	31	4	1	3	0	0	4/4	0/0	1/2	31:32
12	11/23	at IND	[L]	24	12	9	3	9/17	389	72	5.4	175	35	5.0	214	5-39	253	32	21	0	3-48.7	6-54	6-3	23	2	1	1	0	0	2/2	0/0	3/3	34:05
13	11/30	vs. NYG	[W]	22	8	14	0	7/15	329	73	4.5	116	35	3.3	213	4-34	247	34	24	0	5-51.8	6-40	3-3	24	3	2	1	0	0	3/3	0/0	1/2	34:39
14	12/7	vs. HOU	[L]	19	9	7	3	3/14	304	63	4.8	173	42	4.1	131	2-4	135	19	13	0	5-47.6	7-64	1-0	27	3	3	0	0	3/3	0/0	2/2	32:29	
15	12/14	at BAL	[L]	17	3	11	3	4/12	314	56	5.6	93	26	3.6	221	0-0	221	30	20	0	4-50.8	9-70	1-1	20	2	0	1	1	0	2-2	0/0	2/4	28:18
16	12/18	vs. TEN	[W]	19	6	13	0	7/15	357	67	5.3	95	28	3.4	262	4-25	287	35	24	0	5-40.6	7-47	0-0	13	1	0	1	0	0	1/1	0/0	2/2	34:52
17	12/28	at HOU	[L]	24	9	13	2	10/18	358	77	4.6	123	39	3.2	235	3-15	250	35	25	1	6-46.3	6-55	1-1	23	3	1	2	0	1	3/3	0/0	0/0	39:48
TOTALS:				330	107	200	23	101/236	5,932	1,085	5.5	2,033	499	4.1	3,899	45/275	4,174	541	355	6	75-47.5	115/886	22-14	412	45	15	24	6	2	45/45	0/0	31/33	32-49

JACKSONVILLE JAGUARS 2012 OFFENSE GAME-BY-GAME

Wk.	Date	Opp	FIRST DOWNS			3 RD	TOT. OFFENSE			RUSHING			PASSING			PUNTS		PEN.			FUM.			Tot.	T.O.P.						
			Tot	Run	Pass		Pen	Down	Yards	Plays	Avg.	Yards	Att.	Avg.	Net	Sacks	Gross	Att./Cmp./	Int./	Avg.	Yards	Loss	T.D.			Rn	Ps	Rt	Sfty	PAT	2PT
1	9/9	at MIN	[L]	22	7	12	3	9/18	355	75	4.7	113	34	3.3	242	2-18	260	39/23/0	4-53.5	4-25	3-1	23	2	0	2	0	0	0/1	1/1	3/3	37:49
2	9/16	vs. HOU	[L]	9	3	4	2	0/9	117	38	3.1	65	14	4.6	52	3-24	76	21/9/0	9-51.3	8-71	1-1	7	1	0	1	0	0	1/1	-	0/0	16:43
3	9/23	at IND	[W]	15	10	3	2	4/13	333	54	6.2	185	32	5.8	148	1-7	155	21/10/0	6-53.5	6-67	2-0	22	2	1	1	0	0	1/1	0/1	3/3	27:36
4	9/30	vs. CIN	[L]	17	5	11	1	2/11	212	58	3.7	69	18	3.8	143	6-43	186	34/23/1	6-49.2	3-37	1-1	10	1	0	1	0	0	1/1	-	1/1	28:41
5	10/7	vs. CHI	[L]	10	3	5	2	5/13	189	53	3.6	60	17	3.5	129	3-13	142	33/17/2	6-48.5	6-49	1-1	3	0	0	0	0	0/0	-	1/1	24:00	
7	10/21	at OAK	[L]	10	3	6	1	1/15	209	61	3.4	54	26	2.1	155	3-26	181	32/17/0	9-42.1	6-92	1-1	23	2	1	1	0	0	2/2	-	3/3	30:05
8	10/28	at GB	[L]	18	1	14	3	5/16	341	71	4.8	62	20	3.1	279	2-24	303	49/27/0	6-33.8	7-77	3-1	15	1	0	1	0	0	0/0	0/1	3/3	30:48
9	11/4	vs. DET	[L]	19	6	11	2	6/11	279	59	4.7	64	20	3.2	215	1-5	220	38/27/2	4-50.5	3-40	0-0	14	2	0	2	0	0	0/0	1/2	0/0	24:30
10	11/8	vs. IND	[L]	20	2	14	4	1/10	337	63	5.3	37	12	3.1	300	4-30	330	47/28/2	5-47.2	10-115	1-1	10	1	0	1	0	0	1/1	-	1/2	24:14
11	11/18	at HOU	[L]	17	4	12	1	4/14	458	66	6.9	86	29	3.0	372	2-6	378	35/18/0	5-48.4	6-54	1-1	37	4	0	4	0	0	4/4	-	3/3	31:19
12	11/25	vs. TEN	[W]	19	8	9	2	7/14	321	60	5.4	100	27	3.7	221	7-40	261	17/1/1	5-47.0	5-30	0-0	24	3	1	2	0	0	3/3	-	1/1	29:23
13	12/2	at BUF	[L]	21	4	10	7	1/10	236	63	3.7	50	18	2.8	186	3-6	202	42/19/1	5-41.6	8-74	3-1	18	2	1	1	0	0	1/1	1/1	1/1	24:51
14	12/9	vs. NYJ	[L]	16	5	10	1	2/16	291	70	4.2	123	24	5.1	168	3-17	185	43/21/2	8-45.4	7-54	0-0	10	1	1	0	0	0	1/1	-	1/2	29:29
15	12/16	at MIA	[L]	13	3	9	1	6/15	299	57	5.2	86	21	4.1	213	2-8	221	34/18/0	5-47.4	10-88	2-0	3	0	0	0	0	0/0	-	1/1	24:22	
16	12/23	vs. NE	[L]	22	7	13	2	4/15	436	75	5.8	93	23	4.0	343	1-5	348	51/29/3	4-56.3	5-47	0-0	16	1	0	1	0	0	1/1	-	3/4	32:35
17	12/30	at TEN	[L]	21	5	14	2	7/16	375	71	5.3	122	23	5.3	253	7-45	298	41/25/3	5-46.4	7-35	1-0	20	3	0	2	1	0	2/2	0/1	0/0	32:21
TOTALS	2-14	269	76	157	36	64/216	4,788	994	4.8	1,369	358	3.8	3,419	50-327	3,746	586/328/17	92-47.3	101-955	20-9	255	26	5	20	1	0	18/19	3/7	25/28	27:29		

JACKSONVILLE JAGUARS 2012 DEFENSE GAME-BY-GAME

Wk.	Date	Opp	FIRST DOWNS			3 RD	TOT. OFFENSE			RUSHING			PASSING			PUNTS		PEN.			FUM.			Tot.	T.O.P.						
			Tot	Run	Pass		Pen	Down	Yards	Plays	Avg.	Yards	Att.	Avg.	Net	Sacks	Gross	Att./Cmp./	Int./	Avg.	Yards	Loss	T.D.			Rn	Ps	Rt	Sfty	PAT	2PT
1	9/9	at MIN	[L]	20	6	14	0	2/10	389	58	6.7	123	29	4.2	266	2-4	270	27/20/0	5-48.5	5-47	1-1	26	2	2	0	0	2/2	-	4/4	27:45	
2	9/16	vs. HOU	[L]	28	16	11	1	8/17	411	83	5.0	216	48	4.5	195	0-0	195	35/26/0	6-49.8	10-64	1-0	27	3	3	0	0	3/3	-	2/2	43:17	
3	9/23	at IND	[W]	23	6	15	2	10/19	437	75	5.8	124	29	4.3	313	0-0	313	46/22/1	6-46.7	11-106	0-0	17	2	0	2	0	2/2	-	1/2	32:24	
4	9/30	vs. CIN	[L]	20	6	12	2	2/11	382	65	5.9	138	34	4.1	244	0-0	244	31/20/1	3-47.7	6-50	2-1	27	3	1	2	0	0	3/3	-	2/2	31:19
5	10/7	vs. CHI	[L]	26	9	16	1	10/17	501	73	6.9	214	33	6.5	287	1-5	292	39/23/1	3-40.7	12-80	0-0	41	5	1	2	2	0	5/5	-	2/2	36:00
7	10/21	at OAK	[L]	20	8	9	3	6/17	351	74	4.7	69	26	2.7	282	2-16	298	46/26/1	6-44.0	9-58	4-2	26	2	1	1	0	0	2/2	-	4/5	32:01
8	10/28	at GB	[L]	20	5	9	6	5/13	238	64	3.7	66	26	2.5	172	2-14	186	36/22/0	5-45.0	5-33	1-1	24	3	0	2	1	0	3/3	-	1/2	29:12
9	11/4	vs. DET	[L]	26	8	16	2	8/12	434	68	6.4	149	34	4.4	285	1-0	285	33/22/0	2-49.5	5-42	0-0	31	4	4	0	0	4/4	-	1/2	35:30	
10	11/8	vs. IND	[L]	24	11	10	3	3/11	359	65	5.5	138	37	3.7	221	2-6	227	26/18/1	3-45.0	6-40	1-1	27	3	2	0	1	0	3/3	-	2/2	35:46
11	11/18	at HOU	[L]	39	10	26	3	4/11	653	92	7.1	149	35	4.3	504	2-23	527	55/43/2	3-37.0	2-20	2-1	43	5	0	5	0	0	4/4	-	3/5	41:40
12	11/25	vs. TEN	[W]	20	3	15	2	6/15	360	70	5.1	110	29	3.8	250	1-11	261	40/23/2	4-50.3	6-42	1-0	19	1	0	1	0	1/1	-	4/5	30:37	
13	12/2	at BUF	[L]	20	14	5	1	5/12	344	63	5.5	232	46	5.0	112	0-0	112	17/9/1	4-44.5	9-100	1-1	34	4	2	2	0	0	4/4	-	2/2	35:09
14	12/9	vs. NYJ	[L]	17	11	4	2	4/13	270	62	4.4	166	42	4.0	104	1-7	111	19/12/0	7-46.6	1-15	2-2	17	2	2	0	0	2/2	-	1/1	30:31	
15	12/16	at MIA	[L]	26	8	13	5	6/11	389	66	5.9	180	36	5.0	209	1-11	220	29/22/0	1-63.0	5-41	1-1	24	2	0	2	0	0	1/1	1/1	3/3	35:38
16	12/23	vs. NE	[L]	23	6	15	2	4/12	349	71	4.9	103	27	3.8	246	3-21	267	41/24/2	5-47.8	4-39	0-0	23	2	0	2	0	0	2/2	-	3/3	27:25
17	12/30	at TEN	[L]	12	6	4	2	6/14	221	51	4.3	79	34	2.3	142	2-10	152	15/9/0	5-40.8	5-43	0-0	38	5	1	0	4	0	5/5	-	1/1	27:39
TOTALS	2-14	364	133	194	37	89/215	6,088	1,100	5.5	2,256	545	4.1	3,832	20-128	3,960	535/341/12	68-46.0	101-820	17-11	444	48	19	21	8	0	46/46	1/1	36/43	32:31		

JACKSONVILLE JAGUARS 2011 OFFENSE GAME-BY-GAME

Wk.	Date	Opp	FIRST DOWNS			3 RD	TOT. OFFENSE			RUSHING			PASSING			PUNTS			PEN.			FUM. Tot. Tot.											
			Tot	Run	Pass		Pen	DOWN	Yards	Plays	Avg.	Yards	Att.	Avg.	Gross	Att./	Cmp./	Int.	Avg.	Yards	Lost	Pts.	TD	Rn	Ps	Rt	Sfty	PAT	2PT	Fgs	T.O.P.		
1	9/11	vs. TEN	[W]	20	10	9	1	9/18	323	73	4.4	163	47	3.5	160	2-15	175	24/	17/	0	5-43.6	5-39	2-1	16	1	1	0	0	0	1/1	-	3/3	39:38
2	9/18	at NJV	[L]	11	5	6	0	3/12	203	54	3.8	112	27	4.1	91	2-20	111	25/	11/	4	5-40.6	4-50	0-0	3	0	0	0	0	0	0/0	-	1/1	26:37
3	9/25	at CAR	[L]	13	7	4	2	3/14	257	57	4.5	128	34	3.8	129	2-10	139	21/	12/	1	6-39	8-60	5-0	10	1	0	1	0	0	1/1	-	1/1	30:26
4	10/2	vs. NO	[L]	15	4	7	4	4/15	274	62	4.4	104	17	6.1	170	3-26	196	42/	16/	1	4-38.3	2-15	1-0	10	1	0	1	0	0	1/1	-	1/1	22:55
5	10/9	vs. CIN	[L]	12	5	7	0	6/16	296	58	5.1	96	27	3.6	200	3-21	221	28/	15/	0	7-37.7	2-15	4-2	20	2	1	1	0	0	2/2	-	2/2	27:27
6	10/16	at PITT	[L]	16	6	7	3	4/15	209	61	3.4	133	30	4.4	76	5-33	109	26/	12/	0	7-42.3	4-22	0-0	13	1	0	1	0	0	1/1	-	2/2	28:47
7	10/24	vs. BAL	[W]	13	6	5	2	2/16	205	66	3.1	132	42	3.1	73	4-20	93	20/	9/	0	7-40.9	6-90	4-1	12	0	0	0	0	0	0/0	-	4/4	36:15
8	10/30	at HOU	[L]	13	5	8	0	5/14	174	58	3.0	84	25	3.4	90	1-7	97	32/	10/	2	8-46.8	5-39	1-0	14	2	1	1	0	0	2/2	-	0/0	24:41
9	11/13	at IND	[W]	18	9	8	1	6/15	251	64	3.9	141	41	3.4	110	2-8	118	21/	14/	1	6-38.7	5-55	0-0	17	2	1	1	0	0	2/2	-	1/2	35:21
10	11/20	at CLE	[L]	23	10	9	4	7/15	303	71	4.3	108	29	3.7	195	1-15	210	41/	22/	0	5-40.6	9-81	1-0	10	1	1	0	0	0	1/1	-	1/1	30:53
11	11/27	vs. HOU	[L]	14	4	7	3	5/19	255	71	3.6	105	24	4.4	150	7-48	198	40/	20/	1	9-42.2	4-30	1-0	13	1	0	0	1	0	1/1	-	2/3	31:39
12	12/5	vs. SD	[L]	17	6	11	0	9/16	306	66	4.6	129	31	4.2	177	2-18	195	33/	19/	1	5-43.4	3-26	2-0	14	2	0	2	0	0	2/2	-	0/0	31:43
13	12/11	vs. TB	[W]	21	7	10	4	5/15	325	67	4.9	116	33	3.5	209	1-8	217	33/	19/	2	7-41.4	8-80	2-0	41	6	2	2	2	0	5/5	0/1	0/0	32:49
14	12/11	vs. TB	[L]	12	4	8	0	3/10	207	46	4.5	116	19	6.1	91	5-50	141	22/	12/	1	7-43.4	5-40	3-3	14	2	0	1	1	0	2/2	-	0/0	21:29
15	12/15	at ATL	[L]	18	6	12	0	5/18	300	71	4.2	113	28	4.0	187	1-11	198	42/	21/	1	9-45.1	6-28	0-0	17	2	2	0	0	0	2/2	-	1/1	29:01
16	12/24	at TEN	[L]	18	6	12	0	5/18	300	71	4.2	113	28	4.0	187	1-11	198	42/	21/	1	9-45.1	6-28	0-0	17	2	2	0	0	0	2/2	-	1/1	29:01
17	1/1	vs. IND	[W]	15	9	4	2	5/13	261	57	4.6	190	35	5.4	71	3-21	92	19/	11/	0	2-43.5	1-10	1-1	19	1	0	1	0	0	1/1	-	4/4	30:48
Totals	5-11	251	103	122	26	81/241	4,149	1,002	4.1	1,970	489	4.0	2,179	44-331	2,510	469/	240/	15	99-41.9	77-680	27-8	283	25	9	12	4	0	24/24	0/1	23/25	30-02		

JACKSONVILLE JAGUARS 2011 DEFENSE GAME-BY-GAME

Wk.	Date	Opp	FIRST DOWNS			3 RD	TOT. OFFENSE			RUSHING			PASSING			PUNTS			PEN.			FUM. Tot. Tot.											
			Tot	Run	Pass		Pen	DOWN	Yards	Plays	Avg.	Yards	Att.	Avg.	Gross	Att./	Cmp./	Int.	Avg.	Yards	Lost	Pts.	TD	Rn	Ps	Rt	Sfty	PAT	2PT	Fgs	T.O.P.		
1	9/11	vs. TEN	[W]	13	1	11	1	4/11	292	49	6.0	43	13	3.3	249	2-14	263	34/	21/	1	7-41.6	7-60	1-0	14	2	0	2	0	0	2/2	-	0/1	20:22
2	9/18	at NJV	[L]	15	5	8	2	3/12	283	57	5.0	101	32	3.2	182	1-0	182	24/	17/	2	5-38.8	7-60	0-0	32	3	1	2	0	1	3/3	-	3/3	33:23
3	9/25	at CAR	[L]	16	5	10	1	6/16	265	62	4.3	107	28	3.8	158	0-0	158	34/	18/	0	8-38.4	8-69	0-0	16	1	0	1	0	1	0/0	1/1	2/2	29:34
4	10/2	vs. NO	[L]	30	9	20	1	7/14	503	81	6.2	177	34	5.2	326	3-25	351	44/	31/	2	1-58.0	6-50	0-0	23	2	1	1	0	0	2/2	-	3/5	37:05
5	10/9	vs. CIN	[L]	13	2	11	0	8/19	239	66	3.6	77	31	2.5	162	2-17	179	33/	21/	1	7-47.7	4-33	1-0	30	4	1	2	1	0	3/4	-	1/1	32:33
6	10/16	at PITT	[L]	15	6	8	1	7/15	370	58	6.4	185	32	5.8	185	3-15	200	23/	12/	0	6-42.7	8-65	1-0	17	2	1	1	0	0	2/2	-	1/2	31:13
7	10/24	vs. BAL	[W]	11	1	8	2	2/12	146	53	2.8	34	12	2.8	112	3-25	137	38/	21/	1	9-52.2	10-85	2-1	7	1	0	1	0	0	1/1	-	0/1	23:45
8	10/30	at HOU	[L]	20	6	14	0	10/17	358	71	5.0	156	39	4.0	202	2-23	225	30/	16/	0	6-45.3	7-60	2-2	24	3	2	1	0	0	3/3	-	1/2	35:19
9	11/13	at IND	[W]	13	2	8	3	4/15	212	57	3.7	84	23	3.7	128	5-33	161	29/	20/	2	6-41.0	6-40	2-1	3	0	0	0	0	0	0/0	-	1/1	24:39
10	11/20	at CLE	[L]	20	6	10	4	4/10	334	54	6.2	148	28	5.3	186	2-13	199	24/	17/	1	3-36.0	9-70	0-0	14	2	1	1	0	0	2/2	-	0/1	29:07
11	11/27	vs. HOU	[L]	9	5	4	0	2/15	215	59	3.6	88	31	2.8	127	0-0	127	28/	18/	0	10-43.6	7-80	3-1	20	2	1	1	0	0	2/2	-	2/2	28:21
12	12/5	vs. SD	[L]	19	7	12	0	4/10	433	54	8.0	139	26	5.3	294	0-0	294	28/	22/	0	4-44.8	6-55	0-0	38	5	2	3	0	0	5/5	-	1/1	28:17
13	12/11	vs. TB	[W]	15	7	7	1	3/11	280	59	4.7	110	24	4.6	170	3-14	184	32/	17/	3	5-37.8	12-97	6-4	14	2	2	0	0	0	2/2	-	0/0	27:11
14	12/11	vs. TB	[L]	20	6	13	1	6/15	373	68	5.5	97	35	2.8	276	1-4	280	32/	24/	0	5-40.8	4-31	0-0	41	5	1	3	1	0	5/5	-	2/2	38:31
15	12/15	at ATL	[L]	20	3	14	3	3/12	407	66	6.2	65	25	2.6	342	1-8	350	40/	24/	2	4-43.0	0-0	1-1	23	2	1	1	0	0	2/2	-	3/3	30:59
16	12/24	at TEN	[W]	19	2	17	0	6/14	298	65	4.6	56	22	2.5	242	3-22	264	40/	27/	2	3-45.3	4-40	2-1	13	1	0	1	0	0	1/1	-	2/2	29:12
Totals	5-11	268	73	175	20	79/218	5,008	979	5.1	1,667	435	3.8	3,341	31-213	3,554	513/	326/	17	89-43.3	105-895	21-11	329	37	14	21	2	2	35/36	1/1	22/29	29-58		

JACKSONVILLE JAGUARS 2010 OFFENSE GAME-BY-GAME

Wk.	Date	Opp	FIRST DOWNS					3 RD	TOT. OFFENSE			RUSHING			PASSING			PUNTS			PEN.			FUM. Tot. Tot.									
			Tot	Run	Pass	Pen	DOWN		Yards	Plays	Avg.	Yards	Att.	Avg.	Net	Sacks	Gross	Att./	Cmp./	Int.	Avg.	Yards	Lost	Pls.	TD	Rn	Ps	Rt	Sfty	PAT	2PT	FGs	T.O.P.
1	9/12	vs. DEN	[W]	18	9	6	3	3-10	299	56	5.3	134	34	3.9	165	1-5	170	21/	16/	0	4-41.3	5-47	0-0	24	3	0	3	0	0	3/3	-	1/1	29:30
2	9/19	at SD	[L]	20	6	14	0	6-12	350	68	5.1	71	24	3.0	279	2-14	293	42/	26/	4	0-0.0	5-33	2-2	13	1	0	1	0	0	1/1	-	2/2	30:24
3	9/26	vs. PHI	[L]	16	9	6	1	5-17	191	69	2.8	139	32	4.3	52	7-53	105	30/	13/	1	8-48.0	4-67	1-0	3	0	0	0	0	0/0	-	1/1	32:53	
4	10/3	vs. IND	[W]	20	10	9	1	9-13	337	57	5.9	174	35	5.0	163	0-0	163	22/	17/	0	4-42.5	7-45	0-0	31	4	2	2	0	0	4/4	-	1/1	29:46
5	10/10	at BUF	[W]	21	10	11	0	4-11	381	62	6.1	216	40	5.4	165	2-13	178	20/	16/	1	0-0.0	5-38	3-2	36	3	0	3	0	0	3/3	-	5/5	34:21
6	10/18	vs. TEN	[L]	17	7	8	2	3-13	249	63	4.0	76	25	3.0	173	2-16	189	36/	21/	3	3-37.3	7-55	1-1	3	0	0	0	0	0/0	-	1/1	27:15	
7	10/24	at KC	[L]	19	4	12	3	3-10	300	58	5.2	84	23	3.7	216	1-6	222	34/	18/	2	3-38.3	6-43	2-1	20	2	0	2	0	0	2/2	-	2/2	26:00
8	10/31	at DAL	[W]	20	6	14	0	6-12	387	58	6.7	149	34	4.4	238	3-22	260	21/	17/	0	5-48.4	6-36	1-1	35	5	1	4	0	0	5/5	-	0/0	32:35
10	11/14	vs. HOU	[W]	29	12	15	2	4-11	491	69	7.1	165	36	4.6	326	2-16	342	31/	24/	0	3-43.7	8-62	1-0	31	4	2	2	0	0	4/4	-	1/3	35:23
11	11/21	vs. CLE	[W]	24	11	11	2	4-11	371	67	5.5	145	28	5.2	226	4-28	254	35/	20/	4	2-33.5	2-10	2-2	24	3	1	2	0	0	3/3	-	1/1	31:28
12	11/28	at NYG	[L]	26	15	9	2	10-16	328	73	4.5	207	34	6.1	121	4-41	162	35/	20/	1	3-43.3	3-20	3-1	20	2	2	0	0	2/2	-	2/2	35:27	
13	12/5	at TEN	[W]	23	16	7	0	6-15	377	73	5.2	258	53	4.9	119	1-7	126	19/	14/	0	2-43.0	4-31	1-0	17	2	2	0	0	2/2	-	1/3	39:54	
14	12/12	vs. OAK	[W]	19	10	8	1	5-12	385	58	6.6	234	34	6.9	151	2-8	159	22/	11/	1	5-41.4	6-52	0-0	38	5	2	3	0	0	5/5	-	1/1	29:55
15	12/19	at IND	[L]	20	4	14	2	5-13	356	61	5.8	67	22	3.0	289	1-5	294	38/	24/	1	4-48.0	6-55	3-1	24	3	0	2	1	0	3/3	-	1/1	30:22
16	12/26	vs. WAS	[L]	15	4	11	0	7-17	336	65	5.2	78	23	3.4	258	4-41	299	38/	22/	2	7-45.4	7-66	2-0	17	2	1	1	0	0	2/2	-	1/2	32:54
17	1/2	at HOU	[L]	23	15	6	2	1-10	322	62	5.2	198	35	5.7	124	2-16	140	25/	12/	1	4-44.3	2-15	1-1	17	2	1	1	0	0	2/2	-	1/2	30:48
Totals	8-8	330	148	161	21	81-203	5,460	1,019	5.4	2,395	512	4.7	3,065	38-291	3,356	469/	291/	21	57-43.8	83-675	23-12	353	41	14	26	1	0	41/41	-	22/28	31:43		

JACKSONVILLE JAGUARS 2010 DEFENSE GAME-BY-GAME

Wk.	Date	Opp	FIRST DOWNS					3 RD	TOT. OFFENSE			RUSHING			PASSING			PUNTS			PEN.			FUM. Tot. Tot.									
			Tot	Run	Pass	Pen	DOWN		Yards	Plays	Avg.	Yards	Att.	Avg.	Net	Sacks	Gross	Att./	Cmp./	Int.	Avg.	Yards	Lost	Pls.	TD	Rn	Ps	Rt	Sfty	PAT	2PT	FGs	T.O.P.
1	9/12	vs. DEN	[W]	21	6	14	1	3-10	363	61	6.0	89	25	3.6	274	3-21	295	33/	21/	1	4-43.0	7-70	1-1	17	2	1	1	0	0	2/2	-	1/1	30:30
2	9/19	at SD	[L]	25	7	17	1	4-8	477	60	8.0	151	30	5.0	326	1-8	334	29/	22/	2	2-17.0	4-25	1-1	38	5	2	3	0	0	5/5	-	1/1	29:36
3	9/26	vs. PHI	[L]	15	4	10	1	5-13	373	55	6.8	106	21	5.0	267	3-24	291	31/	17/	0	7-45.1	7-84	0-0	28	4	1	3	0	0	4/4	-	0/0	27:07
4	10/3	vs. IND	[W]	28	5	23	0	7-10	406	66	6.2	58	19	3.1	348	1-4	352	46/	33/	1	2-55.0	3-35	2-1	28	4	2	2	0	0	4/4	-	0/0	30:14
5	10/10	at BUF	[W]	17	5	10	2	3-11	306	54	5.7	110	21	5.2	196	3-24	220	30/	20/	0	4-48.5	5-35	2-0	26	3	0	3	0	0	2/2	0/1	2/2	25:39
6	10/18	vs. TEN	[L]	20	8	10	2	8-14	324	60	5.4	153	39	3.9	171	0-0	171	21/	14/	0	2-49.0	8-57	1-0	30	3	1	2	0	0	3/3	-	3/3	32:45
7	10/24	at KC	[L]	25	13	10	2	6-11	426	61	7.0	236	42	5.6	190	1-3	193	18/	13/	0	3-45.3	7-92	0-0	42	6	3	2	1	0	6/6	-	0/0	34:00
8	10/31	at DAL	[W]	25	5	16	4	6-13	415	73	5.7	50	22	2.3	365	2-14	379	49/	34/	4	3-44.7	3-20	1-0	17	2	1	1	0	0	2/2	-	1/1	27:25
9	11/14	vs. HOU	[W]	20	6	13	1	4-10	395	53	7.5	81	21	3.9	314	0-0	314	32/	22/	0	4-37.5	8-49	2-1	24	3	1	2	0	0	3/3	-	1/1	24:37
10	11/21	vs. CLE	[W]	15	4	10	1	7-16	283	60	4.7	88	26	3.4	195	6-46	241	28/	17/	1	5-44.0	5-45	1-0	20	2	0	1	1	0	2/2	-	2/4	28:32
11	11/28	at NYG	[L]	17	6	11	0	3-10	361	50	7.2	135	26	5.2	226	0-0	226	24/	14/	0	3-49.7	4-25	0-0	24	2	0	2	0	0	2/2	1/1	3/3	24:33
12	12/5	at TEN	[W]	11	3	18	1	2-11	220	47	4.7	57	14	4.1	163	1-6	169	32/	14/	2	2-36.0	4-30	0-0	6	0	0	0	0	0/0	-	2/2	20:06	
13	12/12	vs. OAK	[W]	21	3	16	2	6-13	476	61	7.8	153	25	6.1	323	3-21	344	33/	22/	1	5-42.0	4-25	1-1	31	4	2	2	0	0	4/4	-	1/1	30:05
14	12/19	at IND	[L]	19	7	12	0	5-13	376	64	5.9	155	24	6.5	221	1-8	229	39/	29/	0	6-39.2	6-68	0-0	34	4	1	2	1	0	4/4	-	2/2	29:38
15	12/26	vs. WAS	[L]	15	5	8	2	4-15	251	64	3.9	79	24	3.3	172	1-10	182	39/	19/	1	9-40.9	5-40	0-0	20	2	1	1	0	0	2/2	-	2/2	29:53
16	1/2	at HOU	[L]	22	12	9	1	5-11	497	59	8.4	244	37	6.6	253	0-0	253	22/	18/	0	3-38.7	5-48	0-0	34	4	3	1	0	0	4/4	-	2/2	29:12
Totals	8-8	316	98	197	21	78-189	5,949	948	6.3	1,945	416	4.7	4,004	26-189	4,193	506/	329/	13	64-42.4	85-748	12-5	419	50	19	28	3	0	48/48	1/2	23/25	28:17		

JACKSONVILLE JAGUARS 2009 OFFENSE GAME-BY-GAME

Wk.	Date	Opp	FIRST DOWNS			3 RD			TOT. OFFENSE			RUSHING			PASSING			PUNTS			PEN.			FUM. Tot. Tot.									
			Tot	Run	Pass	Pen	DOWN	Yards	Plays	Avg.	Yards	Att.	Avg.	Net	Sacks	Gross	Att./	Cmp./	Int.	Avg.	Yards	Lost	Pts.	TD	Rn	Ps	Rt	Sfty	PAT	2PT	Fgs	T.O.P.	
1	9/13	at IND	[L]	12	7	4	1	6-15	228	55	4.1	114	26	4.4	114	1-8	122	28/	14/	0	5-37.8	3-24	0-0	12	1	1	0	0	0/0	0/1	2/3	26:04	
2	9/20	vs. ARI	[L]	18	4	13	1	6-16	367	67	5.5	92	20	4.6	275	4-7	282	43/	23/	1	4-45.3	8-50	4-2	17	2	0	2	0	2/2	-	1/2	28:39	
3	9/27	at HOU	[W]	24	11	10	3	5-11	399	62	6.4	185	32	5.8	214	0-0	214	30/	18/	0	3-35.3	5-40	1-1	31	4	4	0	0	4/4	-	1/1	30:52	
4	10/4	vs. TEN	[W]	27	10	15	2	6-13	442	69	6.4	137	30	4.6	305	2-18	323	37/	27/	0	3-37.0	4-30	1-1	37	4	1	3	0	4/4	-	3/4	34:07	
5	10/11	at SEA	[L]	10	2	8	0	2-13	199	52	3.8	38	15	2.5	161	5-29	190	32/	19/	0	8-46.4	9-73	2-2	0	0	0	0	0/0	-	0/0	25:16		
6	10/18	vs. STL	[W]	33	14	15	4	11-16	492	84	5.9	166	38	4.4	326	3-9	335	43/	30/	2	4-36.3	3-15	1-1	23	3	3	0	0	2/2	0/1	1/2	42:12	
8	11/1	at TEN	[L]	12	4	8	0	4-12	330	49	6.7	217	16	13.6	113	4-26	139	29/	14/	2	7-44.1	2-27	2-0	13	2	2	0	0	1/2	-	0/0	20:17	
9	11/8	vs. KC	[W]	21	11	10	0	9-16	426	69	6.2	173	41	4.2	253	1-11	264	27/	18/	0	4-44.3	5-31	1-1	24	3	2	1	0	3/3	-	1/2	36:13	
10	11/15	at NYJ	[W]	18	6	11	1	7-13	347	60	5.8	139	32	4.3	208	2-13	221	26/	16/	0	4-36.8	5-40	2-1	24	3	2	1	0	3/3	-	1/2	31:07	
11	11/22	vs. BUF	[W]	19	7	11	1	9-15	310	66	4.7	102	34	3.0	208	2-7	215	30/	21/	1	5-44.8	6-50	3-1	18	2	1	1	0	1/1	1/1	1/1	36:24	
12	11/29	at SF	[L]	18	4	14	0	3-12	357	61	5.9	96	19	5.1	261	6-46	307	36/	25/	0	4-43.3	6-60	2-2	3	0	0	0	0	0/0	-	1/3	29:16	
13	12/6	vs. HOU	[W]	19	7	11	1	8-16	323	68	4.8	107	36	3.0	216	4-22	238	28/	15/	0	3-49.3	4-45	2-1	23	2	0	2	0	1	2/2	-	3/3	30:07
14	12/13	vs. MIA	[L]	10	5	3	2	3-14	217	54	4.0	95	25	3.8	122	3-17	139	26/	11/	0	7-43.1	2-10	1-0	10	1	1	0	0	1/1	-	1/1	24:54	
15	12/17	vs. IND	[L]	25	9	16	0	10-16	345	76	4.5	139	34	4.1	206	2-17	223	40/	23/	1	3-44.7	4-22	1-0	31	4	1	3	0	4/4	-	1/2	35:26	
16	12/27	at NE	[L]	16	7	9	0	4-11	275	52	5.3	98	25	3.9	177	2-8	185	25/	19/	2	4-38.8	1-5	1-0	7	1	1	0	0	1/1	-	0/0	27:35	
17	1/3	at CLE	[L]	18	6	12	0	9-17	328	66	5.0	131	24	5.5	197	3-5	202	39/	22/	1	4-36.3	3-20	2-0	17	2	0	2	0	2/2	-	1/2	27:02	
Totals	8-8	300	114	170	16	102-226	5,385	1,010	5.3	2,029	447	4.5	3,356	44-243	3,599	519/	315/	10	72-41.9	70-542	26-13	290	34	19	15	0	1	30/31	1/3	18/28	30:08		

JACKSONVILLE JAGUARS 2009 DEFENSE GAME-BY-GAME

Wk.	Date	Opp	FIRST DOWNS			3 RD			TOT. OFFENSE			RUSHING			PASSING			PUNTS			PEN.			FUM. Tot. Tot.									
			Tot	Run	Pass	Pen	DOWN	Yards	Plays	Avg.	Yards	Att.	Avg.	Net	Sacks	Gross	Att./	Cmp./	Int.	Avg.	Yards	Lost	Pts.	TD	Rn	Ps	Rt	Sfty	PAT	2PT	Fgs	T.O.P.	
1	9/13	at IND	[L]	21	4	15	2	8-14	365	70	5.2	71	31	2.3	294	1-7	301	38/	28/	1	2-44.0	3-17	1-1	14	2	1	1	0	2/2	-	0/1	33:56	
2	9/20	vs. ARI	[L]	22	7	15	0	2-9	383	60	6.4	118	28	4.2	265	0-0	265	32/	27/	0	3-46.3	7-58	5-2	31	4	1	2	1	0	4/4	-	1/2	31:21
3	9/27	at HOU	[W]	23	5	17	1	4-10	397	59	6.7	111	22	5.0	286	2-14	300	35/	26/	1	4-42.8	5-60	1-1	24	3	0	3	0	3/3	-	1/1	29:08	
4	10/4	vs. TEN	[W]	19	5	13	1	8-16	379	67	5.7	95	19	5.0	284	0-0	284	48/	29/	2	5-42.2	6-68	1-1	17	2	1	1	0	0/0	1/2	1/1	25:53	
5	10/11	at SEA	[L]	24	8	13	3	6-14	379	71	5.3	143	40	3.6	236	1-5	241	30/	18/	0	3-44.3	1-10	2-0	41	5	0	4	1	0	5/5	-	2/2	34:44
6	10/18	vs. STL	[W]	13	1	11	1	4-12	262	53	4.9	55	18	3.1	207	1-6	213	34/	22/	1	6-41.2	6-52	0-0	20	2	0	1	0	2/2	-	2/2	24:48	
8	11/1	at TEN	[L]	20	12	8	0	8-15	430	67	6.4	305	49	6.2	125	0-0	125	18/	15/	0	4-48.3	4-20	0-0	30	3	2	1	0	3/3	-	3/3	39:43	
9	11/8	vs. KC	[W]	14	3	10	1	4-13	301	56	5.4	60	14	4.3	241	3-21	262	39/	23/	0	7-46.6	1-10	1-0	21	2	0	2	0	1/1	1/1	2/3	23:47	
10	11/15	at NYJ	[W]	19	7	10	2	7-13	322	60	5.4	110	29	3.8	212	0-0	212	31/	16/	2	2-50.5	4-26	1-1	22	2	1	1	0	1/1	0/1	3/3	28:53	
11	11/22	vs. BUF	[W]	14	1	12	1	3-11	343	51	6.7	53	18	2.9	290	2-7	297	31/	18/	2	4-50.5	6-43	2-1	15	1	0	1	0	0/0	0/1	3/3	23:36	
12	11/29	at SF	[L]	15	5	9	1	8-16	284	61	4.7	52	20	2.6	232	0-0	232	41/	27/	0	5-50.2	1-5	0-0	20	2	0	2	0	2/2	-	2/2	30:44	
13	12/6	vs. HOU	[W]	19	7	10	2	5-15	305	61	5.0	72	22	3.3	233	2-7	240	37/	22/	3	5-45.0	6-37	1-0	18	2	1	1	0	1/1	0/1	1/1	29:53	
14	12/13	vs. MIA	[L]	22	8	14	0	8-15	354	71	5.0	146	40	3.7	208	2-12	220	29/	21/	1	5-43.8	4-27	5-2	14	2	2	0	0	2/2	-	0/1	35:06	
15	12/17	vs. IND	[L]	18	2	16	0	8-12	369	53	7.0	61	23	2.7	308	0-0	308	30/	23/	1	3-43.0	5-40	0-0	35	5	0	4	1	0	5/5	-	0/0	24:34
16	12/27	at NE	[L]	26	12	14	0	6-10	464	62	7.5	197	36	5.5	267	0-0	267	26/	23/	0	1-42.0	2-10	1-1	35	5	1	4	0	5/5	-	0/0	32:25	
17	1/3	at CLE	[L]	18	13	4	1	5-13	300	60	5.0	214	49	4.4	86	0-0	86	11/	7/	1	3-35.7	3-15	1-0	23	2	2	0	0	2/2	-	3/3	32:58	
Totals	8-8	307	100	191	16	94-209	5,637	982	5.7	1,863	458	4.1	3,774	14-79	3,853	510/	345/	15	62-44.9	64-498	22-10	380	44	12	28	4	1	38/38	2/6	24/28	29:52		

JACKSONVILLE JAGUARS 2008 OFFENSE GAME-BY-GAME

Wk.	Date	Opp	FIRST DOWNS			3 RD			TOT. OFFENSE			RUSHING			PASSING			PUNTS			FUM.			Tot.									
			Tot	Run	Pass	Pen	DOWN	Yards	Plays	Avg.	Yards	Att.	Avg.	Net	Sacks	Gross	Att./	Cmp./	Int.	Avg.	Yards	Pen.	Lost	Pts.	TD	Rn	Ps	Rt	Sfty	PAT	2PT	FGs	T.O.P.
1	9/7	at TEN	[L]	13	1	11	1	5-14	189	59	3.2	33	17	1.9	156	7-59	215	35/	23/	2	6-37.0	6-50	1-1	10	1	0	1	0	0	1/1	-	1/2	31-20
2	9/14	vs. BUF	[L]	19	9	9	1	2-11	243	57	4.3	98	27	3.6	145	2-20	165	28/	17/	1	4-50.5	5-35	1-0	16	1	1	0	0	0	1/1	-	3/3	28-46
3	9/21	at IND	[W]	25	13	11	1	8-14	403	70	5.8	236	48	4.9	167	0-0	167	22/	16/	1	1-60.0	5-44	0-0	23	2	1	0	1	0	2/2	-	3/3	41-35
4	9/28	vs. HOU	[W]	21	7	14	0	6-12	375	58	6.5	139	25	5.6	236	1-0	236	32/	23/	0	2-46.5	2-27	0-0	30	3	2	1	0	0	3/3	-	3/3	31-15
5	10/5	vs. PIT	[L]	14	2	9	3	3-13	213	54	3.9	38	19	2.0	175	3-25	200	32/	18/	0	5-46.6	8-89	1-0	21	3	1	1	1	0	3/3	-	0/0	26-37
6	10/12	at DEN	[W]	26	9	15	2	5-12	416	70	5.9	155	34	4.6	261	2-15	276	34/	25/	0	4-40.0	6-45	3-2	24	3	2	1	0	0	3/3	-	1/1	33-35
8	10/26	vs. CLE	[L]	23	6	16	1	11-20	380	74	5.1	113	29	3.9	267	3-16	283	42/	25/	0	3-46.7	6-40	1-1	17	2	0	2	0	0	2/2	-	1/2	35-05
9	11/2	at CIN	[L]	18	6	12	0	5-13	282	62	4.5	68	21	3.2	214	3-15	229	38/	23/	1	6-45.0	12-86	1-0	19	2	1	0	1	0	1/1	0/1	2/2	29-41
10	11/9	at DET	[W]	24	11	12	1	5-10	384	61	6.3	157	33	4.8	227	1-11	238	25/	18/	0	2-38.5	5-33	0-0	38	5	3	2	0	0	5/5	-	1/1	30-59
11	11/16	vs. TEN	[L]	17	6	7	4	3-15	257	66	3.9	140	32	4.4	117	4-31	135	30/	13/	1	10-40.9	9-61	1-0	14	2	2	0	0	0	2/2	-	0/0	32-27
12	11/23	vs. MIN	[L]	17	2	13	2	6-14	321	63	5.1	35	14	2.5	286	4-31	317	45/	27/	2	3-41.0	8-81	5-3	12	1	0	1	0	1	1/1	-	1/3	29-31
13	12/1	at HOU	[L]	21	6	15	0	4-11	388	64	6.1	126	26	4.8	262	3-25	287	35/	25/	1	3-40.3	8-60	2-2	17	2	1	1	0	0	2/2	-	1/2	33-03
14	12/7	at CHI	[L]	14	6	8	0	5-17	278	69	4.0	119	28	4.3	159	3-19	178	38/	19/	1	7-40.1	4-21	2-0	10	1	0	1	0	0	1/1	-	1/1	32-03
15	12/14	vs. GB	[W]	18	8	8	2	6-12	323	54	6.0	94	19	4.9	229	2-9	238	33/	21/	0	4-49.5	6-58	1-0	20	3	1	2	0	0	2/2	0/1	0/1	27-57
16	12/18	vs. IND	[L]	28	9	17	2	7-13	409	71	5.8	105	27	3.9	304	3-25	329	41/	28/	1	3-43.0	7-60	1-0	24	3	2	1	0	0	3/3	-	1/1	31-53
17	12/28	at BAL	[L]	14	6	6	2	6-12	245	53	4.6	118	27	4.4	127	1-0	127	25/	14/	2	4-46.5	7-28	3-2	7	1	0	1	0	0	1/1	-	0/0	27-58
Totals			5-11	312	107	183	22	87-213	5,106	1,005	5.1	1,774	426	4.2	3,332	42-288	3,620	537/	335/	13	67-43.3	104-813	23-11	302	35	17	15	3	1	33/33	0/2	19/25	31-22

JACKSONVILLE JAGUARS 2008 DEFENSE GAME-BY-GAME

Wk.	Date	Opp	FIRST DOWNS			3 RD			TOT. OFFENSE			RUSHING			PASSING			PUNTS			FUM.			Tot.									
			Tot	Run	Pass	Pen	DOWN	Yards	Plays	Avg.	Yards	Att.	Avg.	Net	Sacks	Gross	Att./	Cmp./	Int.	Avg.	Yards	Pen.	Lost	Pts.	TD	Rn	Ps	Rt	Sfty	PAT	2PT	FGs	T.O.P.
1	9/7	at TEN	[L]	14	7	6	1	3-13	309	57	5.4	137	32	4.3	172	1-3	175	24/	14/	2	7-42.9	5-36	1-0	17	2	1	1	0	0	2/2	-	1/1	28-40
2	9/14	vs. BUF	[L]	18	6	11	1	6-11	285	54	5.3	75	26	2.9	210	3-29	239	25/	20/	0	3-47.7	4-40	1-1	20	2	1	1	0	0	2/2	-	2/2	31-14
3	9/21	at IND	[W]	19	9	7	3	5-9	325	49	6.6	114	19	6.0	211	1-5	216	29/	15/	2	3-45.0	6-37	0-0	21	3	2	1	0	0	3/3	-	0/0	18-25
4	9/28	vs. HOU	[W]	23	4	18	1	9-13	386	63	6.1	79	23	3.4	307	0-0	307	40/	29/	0	2-43.5	2-15	2-0	27	3	0	3	0	0	3/3	-	2/2	32-20
5	10/5	vs. PIT	[L]	28	6	18	4	7-15	415	70	5.9	129	26	5.0	286	3-23	309	41/	26/	1	4-49.8	10-129	0-0	26	3	0	3	0	0	2/2	0/1	2/2	33-23
6	10/12	at DEN	[W]	19	7	10	2	6-13	323	60	5.4	131	23	5.7	192	0-0	192	37/	21/	1	4-48.0	4-52	2-2	17	2	0	2	0	0	2/2	-	1/1	26-25
8	10/26	vs. CLE	[L]	15	6	9	0	3-12	327	52	6.3	91	24	3.8	236	1-10	246	27/	14/	0	5-41.4	1-15	1-0	23	2	1	1	0	0	2/2	-	3/3	24-55
9	11/2	at CIN	[L]	20	9	8	3	6-13	312	62	5.0	159	29	5.5	153	2-9	162	31/	21/	1	7-35.4	5-39	1-1	21	3	1	2	0	0	3/3	-	0/0	30-19
10	11/9	at DET	[W]	13	5	7	1	4-13	256	52	4.9	103	27	3.8	153	7-45	198	18/	11/	1	4-45.3	6-46	1-0	14	2	1	1	0	0	2/2	-	0/1	29-01
11	11/16	vs. TEN	[L]	13	4	8	1	1-12	344	57	6.0	114	33	3.5	230	1-0	230	23/	13/	1	8-43.0	10-63	0-0	24	3	0	3	0	0	3/3	-	1/1	27-33
12	11/23	vs. MIN	[L]	15	9	5	1	4-13	226	57	4.0	122	34	3.6	104	3-16	120	20/	12/	1	3-46.3	5-49	0-0	30	3	2	0	1	0	3/3	-	3/3	30-29
13	12/1	at HOU	[L]	18	8	8	2	1-8	326	51	6.4	126	26	4.8	200	0-0	200	25/	14/	1	3-36.0	5-30	1-0	30	3	2	1	0	0	3/3	-	3/3	26-57
14	12/7	at CHI	[L]	16	5	10	1	5-15	296	61	4.9	86	26	3.3	210	1-9	219	34/	20/	1	6-44.5	1-5	3-0	23	2	0	2	0	0	2/2	-	3/3	27-57
15	12/14	vs. GB	[W]	18	4	13	1	10-16	398	63	5.4	84	28	3.0	254	3-24	278	32/	20/	1	2-43.5	3-30	1-0	16	1	0	1	0	0	1/1	-	3/3	32-03
16	12/18	vs. IND	[L]	20	1	17	2	6-10	336	52	7.6	32	18	1.8	364	0-0	364	34/	29/	0	2-41.0	6-50	0-0	31	4	0	3	1	0	4/4	-	1/2	28-07
17	12/28	at BAL	[L]	20	8	11	1	5-14	431	62	7.0	127	34	3.7	304	3-18	322	25/	18/	0	4-38.3	7-55	1-0	27	3	3	0	0	0	3/3	-	2/3	32-02
Totals			5-11	289	98	166	25	82-200	5,295	922	5.7	1,709	428	4.0	3,586	29-191	3,777	465/	297/	13	67-43.0	80-691	15-4	367	41	14	25	2	0	40/40	0/1	27/30	28-38

JACKSONVILLE JAGUARS 2007 OFFENSE GAME-BY-GAME

Wk.	Date	Opp	FIRST DOWNS			TOT. OFFENSE			RUSHING			PASSING			PUNTS			FUM.			T.O.P.											
			Tot	Run	Pen	Yards	Plays	Avg.	Net	Sacks	Gross	Att./Cmp./Int.	Yards	Lost	Pts.	TD	Rn	Ps	Rt	Sfty		PAT	2PT	FGs								
1	9/9	vs. TEN	[L]	13	5	6	2	5-12	272	50	5.4	197	75	17	4.4	197	3-7	204	30/17/0	5-42.2	4-45	1-1	10	1	0	1	0	0	1/1	-	1/1	23:05
2	9/16	vs. ATL	[W]	17	5	12	0	5-14	364	63	5.8	113	34	3.3	251	4-21	272	25/17/0	4-33.5	11-91	1-0	13	1	0	1	0	0	1/1	-	2/2	34:15	
3	9/23	at DEN	[W]	21	11	9	1	8-16	326	70	4.7	186	47	4.0	140	3-14	154	20/14/0	2-40.0	3-14	2-2	23	2	1	1	0	0	2/2	-	3/3	38:42	
5	10/7	at KC	[W]	20	7	12	1	8-15	357	66	5.4	156	35	4.5	201	4-17	218	27/20/0	4-45.0	5-30	0-0	17	2	1	1	0	0	2/2	-	1/2	36:43	
6	10/14	vs. HOU	[W]	25	9	13	3	5-10	457	61	7.5	244	26	9.4	213	1-8	221	34/22/0	0-0-0	3-28	3-3	37	5	2	2	1	0	4/5	-	1/2	29:20	
7	10/22	vs. IND	[L]	18	9	8	1	5-13	226	66	3.4	117	27	4.3	109	3-19	128	36/17/2	1-47.0	2-20	2-1	7	1	1	0	0	0	1/1	-	0/0	25:53	
8	10/28	at TB	[W]	12	6	6	0	4-16	219	62	3.5	133	44	3.0	86	2-14	100	16/7/0	8-45.5	5-45	1-0	24	3	1	1	1	0	3/3	-	1/1	32:05	
9	11/4	at NO	[L]	18	4	13	1	6-13	432	58	7.4	88	23	3.8	344	2-10	354	33/20/3	5-38.6	4-38	0-0	24	3	0	2	1	0	3/3	-	1/1	26:06	
10	11/11	at TEN	[W]	19	10	7	2	6-16	262	68	3.9	166	44	3.8	96	1-5	101	23/13/0	5-43.0	4-35	1-1	28	4	3	1	0	0	4/4	-	0/0	34:23	
11	11/18	vs. SD	[W]	18	8	9	1	5-14	311	61	5.1	122	37	3.3	189	0-0	189	24/15/0	5-40.6	5-42	0-0	24	3	1	2	0	0	3/3	-	1/1	32:57	
12	11/25	vs. BUF	[W]	21	6	14	1	9-16	416	64	6.5	124	26	4.8	292	1-4	296	37/23/0	1-51.0	1-5	1-1	36	3	2	1	0	0	3/3	-	5/5	29:15	
13	12/2	at IND	[L]	27	12	14	1	6-10	411	63	6.5	168	31	5.4	243	3-14	257	29/24/1	0-0-0	8-64	1-1	25	3	1	2	0	0	2/2	1/1	1/2	35:45	
14	12/9	vs. CAR	[W]	24	8	14	2	9-17	427	75	5.7	178	38	4.7	249	0-0	249	37/21/0	1-26.0	6-40	2-1	37	4	1	2	1	0	4/4	-	3/3	38:58	
15	12/16	at PIT	[W]	25	13	11	1	5-14	421	75	5.6	224	42	5.3	197	0-0	197	33/17/1	5-29.0	1-10	0-0	29	4	1	3	0	0	2/3	0/1	1/1	37:39	
16	12/23	vs. OAK	[W]	26	9	13	4	7-11	437	56	7.8	201	28	7.2	236	2-17	253	26/16/1	4-50.3	6-42	2-1	49	7	3	4	0	0	7/7	-	0/0	27:12	
17	12/30	at HOU	[L]	24	5	19	0	7-12	381	64	6.0	96	23	4.2	285	2-17	302	39/25/0	4-49.8	8-45	1-1	28	4	0	4	0	0	4/4	-	0/0	31:47	
Totals			11-5	328	127	180	21	100-219	5,719	1,022	5.6	2,391	522	4.6	3,328	31-167	3,495	469/288/8	54-41.6	76-594	18-13	411	50	18	28	4	0	46/48	1/2	21/24	32:08	
WC 1/5 at PIT			[W]	14	8	5	1	4-11	239	54	4.4	135	29	4.7	104	4-36	140	21/9/2	4-50.0	6-40	0-0	31	4	2	1	1	0	4/4	-	1/2	27:01	
DIV 1/12 at NE			[L]	22	4	15	3	4-10	350	56	6.3	80	22	3.6	270	1-8	278	33/22/1	1-50.0	5-42	2-1	20	2	0	2	0	0	2/2	-	2/2	27:18	

JACKSONVILLE JAGUARS 2007 DEFENSE GAME-BY-GAME

Wk.	Date	Opp	FIRST DOWNS			TOT. OFFENSE			RUSHING			PASSING			PUNTS			FUM.			T.O.P.										
			Tot	Run	Pen	Yards	Plays	Avg.	Net	Sacks	Gross	Att./Cmp./Int.	Yards	Lost	Pts.	TD	Rn	Ps	Rt	Sfty		PAT	2PT	FGs							
1	9/9	vs. TEN	[L]	22	15	5	2	6-12	350	69	5.1	282	49	5.8	68	2-10	78	18/11/1	3-30.0	4-29	3-1	13	1	1	0	0	0	1/1	-	2/2	36:55
2	9/16	vs. ATL	[W]	13	3	9	1	7-14	248	52	4.8	82	25	3.3	166	7-34	200	20/12/0	5-39.2	5-44	0-0	7	1	1	0	0	0	1/1	-	0/2	25:45
3	9/23	at DEN	[W]	11	2	9	0	4-8	265	42	6.3	47	18	2.6	218	1-4	222	23/16/1	2-63.0	6-36	2-2	14	2	1	1	0	0	2/2	-	0/0	21:18
5	10/7	at KC	[W]	14	0	14	0	4-14	271	56	4.8	10	10	1.0	261	3-18	279	43/25/1	7-46.0	3-25	1-0	7	1	0	1	0	0	1/1	-	0/1	23:17
6	10/14	vs. HOU	[W]	23	5	18	0	2-10	390	69	5.7	61	24	2.5	329	2-12	341	43/30/1	2-44.5	8-58	2-2	17	1	0	1	0	0	0/0	1/1	3/3	30:40
7	10/22	vs. IND	[L]	24	12	10	2	7-14	384	72	5.3	141	33	4.3	243	2-16	259	37/23/1	3-40.3	4-27	1-0	29	3	2	1	0	1	3/3	-	2/2	34:07
8	10/28	at TB	[W]	18	5	12	1	4-14	385	64	6.0	136	21	6.5	249	2-18	267	41/19/3	6-44.5	7-74	0-0	23	2	1	1	0	0	2/2	-	3/3	27:55
9	11/4	at NO	[L]	32	6	25	1	4-10	538	75	7.2	103	25	4.1	435	1-10	445	49/35/0	3-44.3	2-20	2-1	41	5	1	3	1	0	5/5	-	2/4	33:54
10	11/11	at TEN	[W]	17	2	14	1	4-15	292	64	4.6	62	19	3.3	230	4-27	257	41/24/2	5-44.0	9-56	2-1	13	1	0	1	0	0	1/1	-	2/2	25:37
11	11/18	vs. SD	[W]	18	6	11	1	4-12	388	60	6.5	79	20	4.0	309	0-0	309	40/22/2	4-44.8	4-31	0-0	17	2	1	1	0	0	2/2	-	1/1	27:03
12	11/25	vs. BUF	[W]	20	5	14	1	9-16	297	65	4.6	94	24	3.9	203	1-8	211	40/27/2	4-37.8	5-29	1-1	14	2	1	1	0	0	2/2	-	0/0	30:45
13	12/2	at IND	[L]	19	4	14	1	10-13	342	55	6.2	63	25	2.5	279	1-9	288	29/20/1	2-38.0	2-15	0-0	28	4	0	4	0	0	4/4	-	0/0	24:15
14	12/9	vs. CAR	[W]	10	3	6	1	2-12	149	54	2.8	50	15	3.3	99	1-6	105	38/16/1	5-48.4	5-50	1-1	6	0	0	0	0	0/0	-	2/0	21:02	
15	12/16	at PIT	[W]	13	7	6	0	5-13	217	55	3.9	111	17	6.5	106	5-40	146	33/16/0	7-40.9	4-34	2-0	22	3	0	3	0	0	2/2	1/1	0/0	22:21
16	12/23	vs. OAK	[W]	13	7	6	0	3-15	215	65	3.3	110	30	3.7	105	4-24	129	31/13/3	6-49.5	11-88	3-1	11	1	0	1	0	0	0/0	1/1	1/1	32:48
17	12/30	at HOU	[L]	19	10	8	1	5-9	290	53	5.5	170	34	5.0	120	1-8	128	18/11/1	2-36.5	3-20	0-0	42	6	3	1	2	0	6/6	-	0/0	28:13
Totals			11-5	286	92	181	13	80-201	5,021	970	5.2	1,605	390	4.1	3,416	37-244	3,660	543/319/20	66-43.5	82-636	20-10	304	35	12	20	3	1	32/32	3/3	18/23	27:52
WC 1/5 at PIT			[W]	24	5	17	2	7-14	340	74	4.6	43	26	1.7	297	6-40	337	42/29/3	4-44.3	5-50	1-1	29	4	2	2	0	0	2/2	0/2	1/1	32:59
DIV 1/12 at NE			[L]	24	11	12	1	6-10	403	58	6.9	145	29	5.0	258	1-4	262	28/26/0	1-30.0	6-74	0-0	31	4	1	3	0	0	4/4	-	1/2	32:42

JACKSONVILLE JAGUARS 2006 OFFENSE GAME-BY-GAME

Wk.	Date	Opp	FIRST DOWNS			3 RD			TOT. OFFENSE		RUSHING			PASSING			PUNTS		PEN.		FUM.		Tot.										
			Tot	Run	Pass	Pen	DOWN	Yards	Plays	Avg.	Yards	Att.	Avg.	Net	Sacks	Gross	Att./	Cmp./	Int.	Avg.	Yards	Lost	Pts.	TD	Rn	Ps	Rt	Sfty	PAT	2PT	FGs	T.O.P.	
1	9/10 vs. DAL	[W]	22	6	14	2	5-13	307	67	4.6	78	32	2.4	229	1-8	237	34/	23/	1	6-44.0	2-41	1-0	24	3	2	1	0	0	3/3	-	1/2	34:12	
2	9/18 vs. PIT	[W]	17	3	13	1	6-18	362	70	5.2	110	30	3.7	252	1-8	260	39/	26/	1	6-41.8	10-86	1-0	9	0	0	0	0	0/0	-	3/3	37:25		
3	9/24 at IND	[L]	20	12	7	1	9-16	297	69	4.3	191	40	4.8	106	1-1	107	28/	16/	2	4-46.5	4-38	0-0	14	2	1	1	0	0	2/2	-	0/2	39:24	
4	10/1 at WAS	[L]	12	2	10	0	2-13	307	54	5.7	32	16	2.2	275	4-15	290	34/	20/	1	5-49.2	4-35	1-1	30	3	0	3	0	0	3/3	-	3/3	25:17	
5	10/8 vs. NYJ	[W]	19	8	9	2	6-13	312	60	5.2	181	39	4.6	131	1-9	140	20/	9/	0	4-38.5	9-62	0-0	41	5	3	2	0	0	5/5	-	2/2	32:02	
7	10/22 at HOU	[L]	14	7	5	2	3-12	220	54	4.1	102	25	4.1	118	1-7	125	28/	14/	0	7-42.1	7-35	2-2	7	1	1	0	0	1/1	-	0/0	26:30		
8	10/29 at PHI	[W]	16	13	3	0	4-14	285	64	4.5	209	46	4.5	76	1-11	87	17/	10/	0	5-39.8	5-44	2-1	13	1	1	0	0	1/1	-	2/2	36:51		
9	11/5 vs. TEN	[W]	17	8	8	1	5-13	342	54	6.3	173	30	5.8	169	2-8	177	22/	12/	0	5-41.0	4-20	0-0	37	4	0	3	1	0	4/4	-	3/3	30:11	
10	11/12 vs. HOU	[L]	16	6	9	1	5-10	322	55	5.9	118	19	6.2	204	2-10	214	34/	15/	4	4-36.5	9-65	1-0	10	1	1	0	0	1/1	-	1/1	22:27		
11	11/20 vs. NYG	[W]	21	8	13	0	9-18	414	75	5.5	165	43	3.8	249	0-0	249	32/	19/	0	4-36.8	9-65	2-1	26	2	2	0	0	2/2	-	4/4	40:19		
12	11/26 at BUF	[L]	19	11	7	1	1-11	323	60	5.4	207	35	5.9	116	3-16	132	22/	16/	0	6-38.7	10-108	2-1	24	3	1	2	0	0	3/3	-	1/2	32:10	
13	12/3 at MIA	[W]	18	8	10	0	7-12	353	57	6.2	150	31	4.8	203	4-26	229	22/	16/	0	3-38.3	7-60	1-1	24	3	1	2	0	0	3/3	-	1/1	36:56	
14	12/10 vs. IND	[W]	23	16	4	3	2-9	447	57	7.8	375	42	8.9	72	1-7	79	14/	8/	1	1-20.0	3-31	0-0	44	5	4	0	1	0	5/5	-	3/4	31:37	
15	12/17 at TEN	[L]	23	9	13	1	10-19	396	82	4.8	193	41	4.7	203	4-30	233	37/	22/	3	2-37.5	2-25	1-1	17	2	1	1	0	0	2/2	-	1/1	44:22	
16	12/24 vs. NE	[L]	12	3	8	1	5-12	339	46	7.4	144	22	6.5	195	1-0	195	23/	17/	0	5-38.8	7-60	2-1	21	3	2	1	0	0	3/3	-	0/1	22:47	
17	12/31 at KC	[L]	24	7	14	3	6-14	397	65	6.1	113	22	5.1	284	3-22	306	40/	23/	1	6-31.8	5-35	0-0	30	4	3	1	0	0	3/3	0-1	1/1	29:22	
Totals			8-8	293	127	147	19	85-217	5,423	989	5.5	2,541	513	5.0	2,882	30-178	3,060	446/	266/	14	73-40.0	97-806	16-9	371	42	23	17	2	0	41/41	0-1	26/32	32-11

JACKSONVILLE JAGUARS 2006 DEFENSE GAME-BY-GAME

Wk.	Date	Opp	FIRST DOWNS			3 RD			TOT. OFFENSE		RUSHING			PASSING			PUNTS		PEN.		FUM.		Tot.										
			Tot	Run	Pass	Pen	DOWN	Yards	Plays	Avg.	Yards	Att.	Avg.	Net	Sacks	Gross	Att./	Cmp./	Int.	Avg.	Yards	Lost	Pts.	TD	Rn	Ps	Rt	Sfty	PAT	2PT	FGs	T.O.P.	
1	9/10 vs. DAL	[W]	14	4	9	1	6/15	323	57	5.7	88	22	4.0	235	2-11	246	33/	16/	3	5-53.2	9-93	0-0	17	2	1	1	0	0	2/2	-	1/2	25:48	
2	9/18 vs. PIT	[W]	9	0	7	2	3/13	153	48	3.2	26	14	1.9	127	2-14	141	32/	17/	2	8-44.8	3-25	1-0	0	0	0	0	0	0/0	-	0/0	22:35		
3	9/24 at IND	[L]	14	4	10	0	6/13	272	53	5.1	63	20	3.2	209	2-10	219	31/	14/	0	7-43.3	4-35	0-0	21	3	1	1	1	0	3/3	-	0/0	20:36	
4	10/1 at WAS	[L]	22	11	11	0	7/14	481	70	6.9	152	40	3.8	329	0-0	329	30/	18/	1	5-30.8	4-40	1-1	36	4	1	3	0	0	3/3	-	3/3	36:32	
5	10/8 vs. NYJ	[W]	11	6	3	2	3/14	177	58	3.1	132	34	3.9	45	6-26	71	18/	10/	3	6-40.8	6-59	1-1	0	0	0	0	0	0/0	-	0/0	27:58		
7	10/22 at HOU	[L]	21	10	10	1	5/14	349	69	5.1	131	34	3.9	218	1-6	224	34/	25/	0	5-43.4	3-17	0-0	27	3	1	2	0	0	3/3	-	2/3	33:30	
8	10/29 at PHI	[W]	14	4	9	1	4/14	227	58	3.9	85	20	4.3	142	4-19	161	34/	18/	0	7-44.0	8-50	0-0	6	0	0	0	0	0/0	-	2/2	23:09		
9	11/5 vs. TEN	[W]	14	5	8	1	5/18	262	69	3.8	108	32	3.4	154	1-9	163	36/	15/	3	7-46.7	4-20	1-0	7	1	0	1	0	0	1/1	-	0/0	29:49	
10	11/12 vs. HOU	[L]	21	9	9	3	8/19	306	80	3.8	148	42	3.5	158	3-18	176	35/	17/	0	5-34.2	6-51	1-0	13	1	1	0	0	1/1	-	2/4	37:33		
11	11/20 vs. NYG	[W]	13	3	8	2	4/13	247	56	4.4	25	14	1.8	222	1-8	230	41/	19/	2	6-40.2	5-35	1-1	10	1	0	1	0	0	1/1	-	1/1	19:41	
12	11/26 at BUF	[L]	13	3	8	2	3/10	241	51	4.7	72	23	3.1	169	0-0	169	28/	21/	1	6-44.2	4-55	3-0	27	3	2	0	1	0	3/3	-	2/2	27:50	
13	12/3 at MIA	[W]	20	7	12	1	7/14	309	65	4.8	68	19	3.6	241	4-26	267	42/	27/	2	3-41.0	1-10	0-0	10	1	0	1	0	0	1/1	-	1/2	29:04	
14	12/10 vs. IND	[W]	23	6	15	2	7/16	339	72	4.7	34	20	1.7	305	2-8	313	50/	25/	1	6-32.3	7-71	0-0	17	2	2	0	0	2/2	-	1/1	28:23		
15	12/17 at TEN	[L]	5	2	3	0	0/8	98	34	2.9	41	16	2.6	57	3-28	85	15/	8/	0	5-43.8	4-40	1-0	24	3	0	0	3	0	3/3	-	1/2	15:38	
16	12/24 vs. NE	[L]	22	10	10	2	8/16	359	70	5.1	117	30	3.9	242	1-7	249	39/	28/	0	5-35.0	7-51	0-0	24	3	2	1	0	0	3/3	-	1/2	37:13	
17	12/31 at KC	[L]	23	10	11	2	7/16	395	68	5.8	170	40	4.3	225	3-10	235	25/	16/	2	4-39.5	5-32	2-1	35	5	3	1	1	0	5/5	-	0/0	30:38	
Totals			8-8	259	94	143	22	89-227	4,538	978	4.6	1,460	420	3.5	3,078	35-200	3,278	523/	294/	20	90-41.4	80-684	12-4	274	32	14	12	6	0	31/31	0-1	17/24	27-49

JACKSONVILLE JAGUARS 2005 OFFENSE GAME-BY-GAME

Wk.	Date	Opp	FIRST DOWNS			3 RD			TOT. OFFENSE			RUSHING			PASSING			PUNTS			FUM.			Tot.	T.O.P.								
			Tot	Run	Pass	Pen	Down	Yards	Plays	Avg.	Yards	Att.	Avg.	Net	Sacks	Gross	Att./	Cmp./	Int.	Avg.	Yards	Lost	Pts.			TD	Rn	Ps	Rt	Sfty	PAT	2PT	Fgs
1	9/11	vs. SEA	[W]	18	4	13	1	4-13	362	66	5.5	119	31	3.8	243	3-15	258	32/	18/	0	4-44.0	6-31	1-0	26	2	0	2	0	0	2/2	-	4/5	34:11
2	9/18	at IND	[L]	12	4	7	1	6-15	303	59	5.1	128	24	5.3	175	6-23	198	29/	16/	0	7-45.6	7-60	6-0	3	0	0	0	0	0/0	-	1/2	31:20	
3	9/25	at NYJ	[W]	16	8	7	1	10-20	308	73	4.2	139	47	3.0	169	2-8	177	24/	16/	1	6-50.0	9-85	3-2	26	3	1	2	0	0	2/2	-	2/2	40:31
4	10/2	vs. DEN	[L]	13	1	10	2	3-9	241	47	5.1	12	11	1.1	229	2-11	240	34/	20/	2	6-41.8	15-119	3-2	7	1	0	1	0	0	1/1	-	0/0	21:55
5	10/9	vs. CIN	[W]	19	8	7	4	2-11	342	61	5.6	181	37	4.9	161	0-0	161	24/	10/	0	5-39.8	10-98	1-1	23	2	0	2	0	0	2/2	-	3/3	29:25
6	10/16	at PIT	[W]	17	6	9	2	7-19	246	73	3.4	93	35	2.7	153	3-24	177	35/	19/	1	9-46.9	10-106	1-0	21	3	1	1	1	0	2/2	-	1/1	36:09
8	10/30	at STL	[L]	16	6	10	0	6-14	427	61	7.0	221	28	7.9	206	2-7	213	31/	18/	1	3-25.7	4-25	1-0	21	3	1	2	0	0	3/3	-	0/2	31:22
9	11/6	vs. HOU	[W]	18	4	12	2	6-12	312	54	5.8	98	27	3.6	214	2-4	218	25/	19/	0	6-37.8	6-45	1-0	21	3	2	1	0	0	3/3	-	0/0	29:04
10	11/13	vs. BAL	[W]	20	8	10	2	5-14	338	66	5.1	133	35	3.8	205	1-6	211	30/	16/	0	5-40.6	5-42	0-0	30	3	1	1	1	0	3/3	-	3/3	34:29
11	11/20	at TEN	[W]	22	5	15	2	10-17	295	70	4.2	49	30	1.6	246	2-12	258	38/	22/	0	6-50.2	3-15	1-1	31	4	1	3	0	0	4/4	-	1/1	31:54
12	11/27	at AZ	[W]	19	8	9	2	8-15	295	61	4.8	162	33	4.9	133	0-0	133	28/	14/	0	4-39.0	11-81	0-0	24	3	2	0	1	0	3/3	-	1/2	31:41
13	12/4	at CLE	[W]	17	7	8	2	5-13	237	59	4.0	122	38	3.8	115	1-1	116	20/	11/	1	4-41.3	5-50	0-0	20	2	0	2	0	0	2/2	-	2/2	29:43
14	12/11	vs. IND	[L]	18	5	12	1	3-11	324	58	5.6	74	23	3.2	250	0-0	250	35/	26/	0	5-38.6	7-65	4-3	18	2	1	1	0	0	1/1	1/1	1/1	26:02
15	12/18	vs. SF	[W]	21	6	13	2	6-17	336	77	4.4	134	35	3.8	202	2-14	216	40/	21/	0	8-39.3	10-84	0-0	10	1	1	0	0	0	1/1	-	1/2	35:40
16	12/24	at HOU	[W]	30	11	14	5	5-11	448	67	6.7	172	33	5.2	276	3-16	292	31/	18/	0	2-49.0	6-50	2-0	38	5	4	1	0	0	5/5	-	1/2	32:18
17	1/1	vs. TEN	[W]	25	6	14	5	7-14	335	69	4.9	122	35	3.5	213	3-21	234	31/	19/	0	3-38.7	7-50	2-1	40	5	3	2	0	0	4/5	-	2/2	34:11
Totals	12-4	301	97	170	34	93-225	5,149	1,021	5.0	1,959	502	3.9	3,190	32-162	3,352	487/	283/	6	83-42.4	121-1006	27-11	361	42	18	21	3	0	38/39	1/1	23/30	31:33		
WC 1/7/05	at NE	[L]	15	1	14	0	1-12	292	62	4.7	87	17	5.1	205	6-42	247	39/	21/	1	5-41.8	8-40	2-1	3	0	0	0	0	0/0	-	1/2	29:34		

JACKSONVILLE JAGUARS 2005 DEFENSE GAME-BY-GAME

Wk.	Date	Opp	FIRST DOWNS			3 RD			TOT. OFFENSE			RUSHING			PASSING			PUNTS			FUM.			Tot.	T.O.P.								
			Tot	Run	Pass	Pen	Down	Yards	Plays	Avg.	Yards	Att.	Avg.	Net	Sacks	Gross	Att./	Cmp./	Int.	Avg.	Yards	Lost	Pts.			TD	Rn	Ps	Rt	Sfty	PAT	2PT	Fgs
1	9/11	vs. SEA	[W]	20	5	13	2	3-9	322	58	5.6	97	19	5.1	225	3-21	246	37/	21/	1	5-46.0	5-29	3-3	14	2	0	2	0	0	2/2	-	0/0	25:49
2	9/18	at IND	[L]	18	10	7	1	7-16	268	66	4.1	146	38	3.8	122	0-0	122	28/	13/	2	7-46.1	6-45	0-0	10	1	1	0	0	0	1/1	-	1/1	28:40
3	9/25	at NYJ	[W]	12	4	5	3	3-12	168	51	3.3	89	25	3.6	79	4-16	95	22/	11/	2	7-48.6	6-44	3-1	20	2	1	0	1	0	2/2	-	2/2	25:34
4	10/2	vs. DEN	[L]	24	9	12	3	5-15	306	73	4.2	188	44	4.3	118	3-18	136	26/	19/	0	4-48.5	5-30	0-0	20	2	0	2	0	0	2/2	-	2/4	38:05
5	10/9	vs. CIN	[W]	20	6	12	2	4-13	364	61	6.0	132	26	5.1	232	2-7	239	33/	22/	0	6-36.0	12-94	2-1	20	2	0	2	0	0	2/2	-	2/2	30:35
6	10/16	at PIT	[W]	16	3	7	6	1-12	218	60	3.6	73	30	2.4	145	2-9	154	28/	11/	3	6-31.7	7-80	2-1	17	2	0	1	1	0	2/2	-	1/2	27:27
8	10/30	at STL	[L]	15	7	7	1	4-12	386	56	6.9	200	33	6.1	186	2-14	200	21/	13/	3	5-40.8	9-59	0-0	24	3	0	2	1	0	3/3	-	1/1	28:38
9	11/6	vs. HOU	[W]	17	7	10	0	4-12	279	59	4.7	88	23	3.8	191	6-28	219	30/	22/	0	5-44.0	4-30	5-1	14	2	1	1	0	0	2/2	-	0/0	30:56
10	11/13	vs. BAL	[W]	8	2	5	1	4-14	163	54	3.0	53	17	3.1	110	4-32	142	33/	19/	3	7-44.6	9-86	0-0	3	0	0	0	0	0/0	-	1/1	25:31	
11	11/20	at TEN	[W]	16	4	11	1	5-13	254	54	4.7	63	21	3.0	191	3-17	208	30/	20/	1	8-46.6	11-73	0-0	28	4	1	2	1	0	4/4	-	0/0	28:06
12	11/27	at AZ	[W]	23	2	16	5	3-11	368	65	5.7	67	16	4.2	301	3-14	315	46/	29/	1	4-40.0	11-105	1-1	17	2	0	2	0	0	2/2	-	1/2	28:19
13	12/4	at CLE	[W]	15	4	9	2	4-12	303	57	5.3	98	32	3.1	205	5-21	226	20/	13/	0	6-37.2	7-97	1-0	14	2	0	2	0	0	2/2	-	0/1	30:17
14	12/11	vs. IND	[L]	25	3	19	3	6-14	399	74	5.4	99	34	2.9	300	3-24	324	37/	24/	0	3-46.3	5-47	0-0	26	2	0	2	0	0	2/2	-	4/4	33:58
15	12/18	vs. SF	[W]	11	4	3	4	1-13	217	51	4.3	110	25	4.4	107	2-16	123	24/	8/	1	8-41.9	8-56	1-0	9	0	0	0	0	0/0	-	3/3	24:20	
16	12/24	at HOU	[W]	18	4	13	1	7-13	370	62	6.0	107	29	3.7	263	4-32	295	29/	19/	1	2-32.0	7-40	1-0	20	2	0	2	0	0	2/2	-	2/4	27:42
17	1/1	vs. TEN	[W]	15	5	9	1	6-14	270	62	4.4	99	22	4.5	171	1-8	179	39/	21/	1	5-48.0	18-140	2-1	13	2	0	2	0	0	1/2	-	0/0	25:49
Totals	12-4	273	79	158	36	67-205	4,655	963	4.8	1,709	434	3.9	2,946	47-277	3,223	482/	285/	19	88-42.8	130-1055	21-9	269	30	4	22	4	0	29/30	-	20/27	28:27		
WC 1/7/05	at NE	[L]	17	6	10	1	7-14	307	59	5.2	118	28	4.2	189	4-12	201	27/	15/	0	5-39.2	4-32	4-0	28	4	0	3	1	0	4/4	-	0/0	30:26	

JACKSONVILLE JAGUARS 2004 OFFENSE GAME-BY-GAME

Wk.	Date	Opp	FIRST DOWNS			3 RD			TOT. OFFENSE			RUSHING			PASSING			PUNTS			PEN.			FUM. Tot.			T.O.P.							
			Tot	Run	Pass	Pen	DOWN	Yards	Plays	Avg.	Yards	Att.	Avg.	Net	Sacks	Gross	Att./	Cmp./	Int.	Avg.	Yards	Lost	Pts.	TD	Rn	Ps		Rt	Sfty	PAT	2PT	FGs		
1	9/12	at BUF	[W]	14	4	8	2	2-13	225	61	3.7	83	23	3.6	142	2-5	147	36/	18/	2	6-47.0	9-50	0-0	13	1	0	1	0	0	1-1	-	2-2	26:07	
2	9/19	vs DEN	[W]	8	2	4	2	1-10	176	40	4.4	67	22	3.0	109	2-11	120	16/	8/	0	9-44.1	10-85	1-0	7	1	0	1	0	0	1-1	-	0-0	22:52	
3	9/26	at TEN	[W]	15	7	6	2	3-11	253	51	5.0	136	29	4.7	117	2-7	124	20/	14/	0	7-39.0	9-87	3-0	15	2	1	1	0	0	1-1	1-1	0-0	28:46	
4	10/3	vs IND	[L]	23	5	16	2	8-15	408	73	5.6	97	31	3.1	311	1-7	318	41/	29/	0	1-33.0	5-28	2-1	17	1	0	1	0	0	--	-	1-1	3-4	35:33
5	10/10	at SD	[L]	28	6	19	3	7-14	429	75	5.7	80	18	4.4	349	3-8	357	54/	36/	2	3-38.7	5-33	1-1	21	3	2	1	0	0	3-3	-	0-0	30:02	
6	10/17	vs KC	[W]	19	4	14	1	6-13	378	63	6.0	101	23	4.4	277	4-21	298	36/	24/	0	5-46.0	5-46	0-0	22	3	1	2	0	0	2-2	1-1	0-1	30:00	
7	10/24	at IND	[W]	20	5	15	0	5-11	414	60	6.9	128	27	4.7	286	3-14	300	30/	23/	1	1-36.0	6-48	2-1	27	2	0	2	0	0	1-1	1-1	4-4	34:34	
8	10/31	at HOU	[L]	14	3	10	1	4-12	287	55	5.2	39	12	3.3	248	1-7	255	42/	27/	2	4-47.0	11-80	1-0	6	0	0	0	0	0	--	-	2-3	24:54	
10	11/14	vs DET	ot	[W]	22	10	11	12-22	415	89	4.7	239	50	4.8	176	3-22	198	36/	19/	0	8-39.6	10-99	0-0	23	3	1	2	0	0	2-2	-	1-1	41:44	
11	11/21	vs TEN	[L]	18	9	8	1	3-13	274	61	4.5	151	32	4.7	123	2-6	129	27/	13/	1	6-40.8	3-22	1-1	15	1	1	0	0	1	1-1	-	2-3	31:32	
12	11/28	at MIN	[L]	18	7	10	1	7-15	379	63	6.0	154	27	5.7	225	2-10	235	34/	19/	0	2-54.0	6-45	3-2	16	1	0	1	0	0	1-1	-	3-3	31:17	
13	12/5	vs PIT	[L]	20	5	11	4	6-14	359	63	5.7	100	34	2.9	259	2-9	268	27/	16/	0	3-47.7	3-25	1-0	16	1	0	1	0	0	1-1	-	3-5	34:37	
14	12/12	vs CH	[W]	22	5	13	4	4-15	332	73	4.5	90	28	3.2	242	0-0	242	45/	25/	1	8-42.6	8-75	1-0	22	2	0	2	0	1	2-2	-	2-2	35:43	
15	12/19	at GB	[W]	19	8	6	5	3-11	312	57	5.5	197	36	5.5	115	1-6	121	20/	9/	0	7-36.6	7-85	3-2	28	4	2	2	0	0	4-4	-	0-0	30:42	
16	12/26	vs HOU	[L]	6	4	2	0	1-10	126	44	2.9	95	20	4.8	31	3-23	54	21/	10/	1	7-45.3	5-45	3-2	0	0	0	0	0	0	0-0	-	0-1	21:02	
17	1/2	at OAK	[W]	13	4	8	1	8-1	242	63	3.8	93	34	2.7	149	1-0	149	28/	15/	1	7-43.6	7-87	1-1	13	1	1	0	0	0	1-1	-	2-2	30:53	
Totals	9-7	279	88	161	30	80-217	5,009	991	5.1	1,850	446	4.2	3,159	32-156	3,315	513/	305/	11	84-42.8	109-940	23-11	261	26	9	17	0	2	21-21	4-4	24-31	30-28			

JACKSONVILLE JAGUARS 2004 DEFENSE GAME-BY-GAME

Wk.	Date	Opp	FIRST DOWNS			3 RD			TOT. OFFENSE			RUSHING			PASSING			PUNTS			PEN.			FUM. Tot.			T.O.P.						
			Tot	Run	Pass	Pen	DOWN	Yards	Plays	Avg.	Yards	Att.	Avg.	Net	Sacks	Gross	Att./	Cmp./	Int.	Avg.	Yards	Lost	Pts.	TD	Rn	Ps		Rt	Sfty	PAT	2PT	FGs	
1	9/12	at BUF	[W]	16	5	10	1	7-14	242	63	3.8	95	36	2.6	147	1-6	153	26/	17/	0	5-44.6	7-78	3-2	10	1	0	1	0	0	1-1	-	1-2	33:53
2	9/19	vs DEN	[W]	20	4	13	3	6-17	356	74	4.8	106	35	3.0	250	0-0	250	39/	23/	0	7-41.4	7-57	3-1	6	0	0	0	0	0	0-0	-	2-3	37:08
3	9/26	at TEN	[W]	13	5	7	1	6-13	249	56	4.4	119	26	4.6	130	3-13	143	27/	16/	1	4-52.3	6-56	2-0	12	1	1	0	0	0	0-0	0-1	2-2	31:14
4	10/3	vs IND	[L]	23	7	14	2	3-8	337	56	6.0	117	27	4.3	220	0-0	220	29/	20/	1	3-48.0	3-26	0-0	24	3	1	2	0	0	3-3	-	1-1	24:27
5	10/10	at SD	[L]	18	8	10	0	9-15	386	62	6.2	176	35	5.0	210	1-1	211	26/	17/	0	4-41.5	4-44	0-0	34	4	2	2	0	0	4-4	-	2-2	29:58
6	10/17	vs KC	[W]	19	3	15	1	6-13	350	60	5.8	77	21	3.7	273	6-42	315	33/	23/	1	5-42.4	5-30	3-0	16	2	0	2	0	0	1-2	-	1-2	30:00
7	10/24	at IND	[W]	23	5	17	1	6-10	446	59	7.6	87	18	4.8	359	1-9	368	40/	27/	0	3-48.0	12-62	2-2	24	3	0	3	0	0	3-3	-	1-1	25:26
8	10/31	at HOU	[L]	24	6	15	3	4-13	369	67	5.5	93	32	2.9	276	0-0	276	35/	26/	0	4-38.8	8-75	2-2	20	2	0	1	1	0	2-2	-	2-2	35:06
10	11/14	vs DET	ot	[W]	10	4	3	2-14	190	54	3.5	81	19	4.3	109	2-12	121	33/	11/	1	6-44.2	8-45	0-0	17	2	0	0	2	0	2-2	-	1-2	23:44
11	11/21	vs TEN	[L]	14	4	10	0	4-13	295	60	4.9	103	27	3.8	192	3-17	209	30/	18/	2	5-43.2	4-49	1-0	18	2	1	1	0	0	1-1	1-1	1-1	28:28
12	11/28	at MIN	[L]	27	7	14	3	6-10	330	61	5.4	112	30	3.7	218	4-17	235	27/	19/	1	2-49.0	4-35	1-1	27	3	1	1	1	0	3-3	-	2-2	28:43
13	12/5	vs PIT	[L]	15	5	9	1	5-10	316	45	7.0	120	25	4.8	196	3-25	221	17/	14/	0	5-46.4	11-82	2-0	17	2	0	2	0	0	2-2	-	1-1	25:23
14	12/12	vs CH	[W]	10	0	9	1	2-12	210	52	4.0	31	14	2.2	179	5-33	212	33/	17/	1	7-48.3	13-104	2-1	3	0	0	0	0	0	0-0	-	1-2	24:17
15	12/19	at GB	[W]	26	2	21	3	6-11	444	67	6.6	94	21	4.5	350	2-17	367	44/	30/	3	3-38.0	12-101	4-2	25	3	0	2	1	0	2-2	1-1	1-2	29:18
16	12/26	vs HOU	[L]	19	11	8	0	7-15	333	67	5.0	219	44	4.9	114	4-17	131	19/	13/	2	5-44.2	6-50	2-0	21	3	1	1	1	0	3-3	-	0-1	38:58
17	1/2	at OAK	[W]	16	7	6	3	5-17	281	69	4.1	147	28	5.3	134	2-8	142	39/	15/	3	6-39.7	8-72	3-1	6	0	0	0	0	0	0-0	-	2-2	29:07
Totals	9-7	290	83	181	26	84-205	5,134	972	5.3	1,777	438	4.1	3,357	37-217	3,574	497/	306/	16	74-44.1	118-966	30-12	280	31	7	18	6	0	27-28	2-3	21-28	29-32		

JACKSONVILLE JAGUARS 2003 OFFENSE GAME-BY-GAME

Wk.	Date	Opp	FIRST DOWNS					3 RD			TOT. OFFENSE			RUSHING			PASSING			PUNTS			FUM.			Tot.					
			Tot	Run	Pass	Pen	DOWN	Yards	Plays	Avg.	Yards	Att.	Avg.	Net	Sacks	Gross	Att./	Cmp./	Int.	Avg.	Yards	Lost	Pts.	TD	Rn		Ps	Rt	Sfty	PAT	2PT
1	9/7	at CAR	[L]	17	4	11	2	4-13	331	59	5.6	2.7	256	4-16	272	27/	23/	0	8-40.9	8-82	1-1	23	3	1	2	0	0	2-2	0-1	1-2	33:23
2	9/14	vs. BUF	[L]	20	7	12	1	4-14	287	65	4.4	4.3	192	3-22	214	40/	26/	0	4-44.3	8-97	0-0	17	2	1	1	0	0	2-2	-	1-2	28:50
3	9/21	at IND	[L]	15	7	7	1	5-15	266	55	4.8	6.1	114	2-8	122	28/	16/	0	4-38.8	7-38	2-1	13	1	0	1	0	0	1-1	-	2-4	23:48
4	9/28	at HOU	[L]	15	4	9	2	2-11	342	59	5.8	3.6	263	0-0	263	37/	18/	3	4-43.5	9-48	3-2	20	2	1	1	0	0	2-2	-	2-2	24:46
5	10/5	vs. SD	[W]	21	7	14	0	6-14	436	68	6.4	3.3	313	3-23	336	28/	19/	0	4-42.0	8-89	2-1	27	3	1	2	0	0	3-3	-	2-2	33:13
6	10/12	vs. MIA	[L]	22	7	11	4	8-17	332	76	4.4	2.9	244	4-12	256	42/	24/	3	1-42.0	7-50	5-2	10	1	1	0	0	0	1-1	-	1-2	32:54
8	10/26	vs. TEN	[L]	15	3	12	0	5-10	293	52	5.6	4.9	239	2-5	244	39/	24/	2	3-47.0	5-45	1-1	17	2	0	2	0	0	2-2	-	1-1	20:46
9	11/2	at BAL	[L]	20	6	13	1	3-14	320	71	4.5	4.1	186	4-22	208	34/	22/	1	7-44.1	7-52	4-2	17	2	0	1	1	0	2-2	-	1-1	34:53
10	11/9	vs. IND	[W]	20	10	8	2	9-14	353	62	5.7	4.6	174	0-0	174	24/	12/	1	4-36.0	7-47	1-1	28	4	3	1	0	0	4-4	-	0-0	31:39
11	11/16	at TEN	[L]	16	8	8	0	2-13	271	62	4.4	4.2	145	1-6	151	31/	15/	2	6-41.3	3-15	1-0	3	0	0	0	0	0	0-0	-	1-2	30:28
12	11/23	at NYJ	[L]	20	9	9	2	4-14	330	71	4.6	4.3	172	1-0	172	33/	17/	1	4-38.3	3-37	1-1	10	1	1	0	0	0	1-1	-	1-2	32:30
13	11/30	vs. TB	[W]	21	8	11	2	4-12	359	69	5.2	3.9	224	0-0	224	34/	20/	0	3-43.3	5-48	2-1	17	2	0	2	0	0	2-2	-	1-3	31:30
14	12/7	vs. HOU	[W]	23	11	8	4	7-17	390	70	5.6	5.2	182	1-12	194	29/	18/	0	6-41.0	7-70	1-0	27	3	2	1	0	0	3-3	-	2-3	35:46
15	12/14	at NE	[L]	17	5	12	0	6-14	354	61	5.8	3.6	282	1-6	288	40/	21/	2	5-43.2	8-60	2-0	13	1	0	1	0	0	1-1	-	2-3	32:41
16	12/21	vs. NO	[W]	22	11	8	3	6-13	374	63	5.9	5.4	131	1-0	131	17/	9/	2	2-34.5	7-69	0-0	20	2	1	1	0	0	2-2	-	2-3	32:03
17	12/28	at ATL	[L]	21	11	10	0	5-13	320	61	5.2	5.6	163	1-4	167	32/	19/	0	4-38.5	9-48	1-1	14	2	1	1	0	0	2-2	-	0-1	28:38
Totals	5-11	305	118	163	24	80-216	5,358	1,024	5.2	2,073	481	4.3	3,285	28-136	3,421	515/	303/	17	69-41.3	108-895	27-14	276	31	13	17	1	0	30-30	0-1	20-33	30-09

JACKSONVILLE JAGUARS 2003 DEFENSE GAME-BY-GAME

Wk.	Date	Opp	FIRST DOWNS					3 RD			TOT. OFFENSE			RUSHING			PASSING			PUNTS			FUM.			Tot.					
			Tot	Run	Pass	Pen	DOWN	Yards	Plays	Avg.	Yards	Att.	Avg.	Net	Sacks	Gross	Att./	Cmp./	Int.	Avg.	Yards	Lost	Pts.	TD	Rn		Ps	Rt	Sfty	PAT	2PT
1	9/7	at CAR	[L]	17	7	9	1	4-14	242	61	4.0	4.7	120	5-21	141	30/	16/	2	7-40.7	9-83	4-0	24	3	0	3	0	1	1-1	0-2	1-1	26:37
2	9/14	vs. BUF	[L]	20	6	12	2	8-14	371	59	6.3	1.3	328	0-0	328	27/	20/	0	2-48.5	6-55	2-0	38	5	3	2	0	0	5-5	-	1-1	31:10
3	9/21	at IND	[L]	17	6	11	0	7-14	289	63	4.6	2.4	216	0-0	216	33/	21/	1	3-42.0	4-20	0-0	23	2	0	2	0	0	2-2	-	3-3	36:12
4	9/28	at HOU	[L]	21	7	12	2	7-16	339	75	4.5	3.0	229	1-5	234	37/	23/	2	4-34.8	4-43	4-2	24	3	2	1	0	0	3-3	-	1-2	35:14
5	10/5	vs. SD	[W]	21	4	14	3	5-11	346	58	6.0	5.3	277	4-19	296	41/	24/	0	6-40.3	10-61	3-2	21	3	0	3	0	0	3-3	-	0-0	26:47
6	10/12	vs. MIA	[L]	16	6	9	1	4-10	234	52	4.5	3.8	143	1-4	147	27/	14/	1	5-44.2	11-149	2-1	24	3	1	0	2	0	3-3	-	1-1	27:06
8	10/26	vs. TEN	[L]	23	11	11	1	8-14	320	65	4.9	3.5	187	0-0	187	27/	21/	1	3-49.7	8-49	0-0	30	3	2	1	0	0	3-3	-	3-3	39:14
9	11/2	at BAL	[L]	9	4	5	0	6-15	259	53	4.9	3.4	156	0-0	156	23/	10/	1	5-46.8	7-40	1-1	24	2	1	1	0	0	1-1	1-1	3-3	25:07
10	11/9	vs. IND	[W]	20	2	16	2	6-15	394	66	6.0	2.2	347	0-0	347	45/	28/	2	4-34.8	7-38	1-0	23	2	0	2	0	0	2-2	-	3-3	28:21
11	11/16	at TEN	[L]	13	5	8	0	7-15	246	60	4.1	3.0	150	2-16	166	26/	13/	1	4-43.5	2-12	2-2	10	1	0	1	0	0	1-1	-	1-2	29:32
12	11/23	at NYJ	[L]	17	1	15	1	4-13	282	62	4.5	2.9	221	2-15	236	39/	25/	1	6-39.0	6-45	0-0	13	1	0	1	0	0	1-1	-	2-2	27:30
13	11/30	vs. TB	[W]	16	6	9	1	2-12	221	59	3.7	4.1	144	2-12	156	38/	21/	1	5-36.6	7-80	0-0	10	1	1	0	0	0	1-1	-	1-2	28:30
14	12/7	vs. HOU	[W]	7	2	4	1	1-12	124	49	2.5	3.0	54	3-17	71	23/	11/	1	10-41.9	10-86	3-2	0	0	0	0	0	0-0	-	0-0	24:14	
15	12/14	at NE	[L]	18	6	12	0	8-16	296	68	4.4	2.6	212	2-16	228	34/	22/	0	4-40.3	4-55	1-1	27	3	2	1	0	0	3-3	-	2-2	27:19
16	12/21	vs. NO	[W]	20	0	16	4	6-13	350	64	5.5	2.4	289	1-7	296	38/	22/	0	3-36.0	4-30	2-1	19	2	0	2	0	0	1-2	-	2-2	27:57
17	12/28	at ATL	[L]	21	11	9	1	9-14	344	62	5.5	4.3	178	1-2	180	22/	12/	1	4-41.5	4-35	1-0	21	3	1	2	0	0	3-3	-	0-0	31:22
Totals	5-11	276	84	172	20	92-218	4,657	976	4.8	1,406	442	3.2	3,251	24-134	3,385	510/	303/	15	75-41.0	103-881	26-12	331	37	13	22	2	1	33-34	1-3	24-27	29:51

JACKSONVILLE JAGUARS 2002 OFFENSE GAME-BY-GAME

Wk.	Date	Opp	FIRST DOWNS			3 RD			TOT. OFFENSE			RUSHING			PASSING			PUNTS			PEN.			FUM.			Tot.				
			Tot	Run	Pass	Pen	Down	Yards	Plays	Avg.	Yards	Att.	Avg.	Net	Sacks	Gross	Att./Cmp./Int.	Avg.	Yards	Lost	Pts.	TD	Rn	Ps	Rt	Sfty	PAT	2PT	FGs	T.O.P.	
1	9/8	vs. IND	[L]	19	8	11	0	8-16	343	69	5.0	118	32	3.7	225	1-3	228	36/22/1	3-52.0	5-40	3-1	25	3	1	2	0	0	2/2	1/1	1/2	32:33
2	9/15	at KC	[W]	19	5	14	0	7-15	450	65	6.9	130	29	4.5	320	0-0	320	36/25/0	4-40.5	5-45	1-1	23	3	1	2	0	0	2/2	0/1	1/2	31:44
4	9/29	vs. NYJ	[W]	20	12	8	0	4-10	383	57	6.7	223	40	5.6	160	2-13	173	15/10/0	5-53.2	3-15	0-0	28	4	4	0	0	0	4/4	-	0/1	33:26
5	10/6	vs. PHI	[W]	16	4	10	2	2-11	267	51	5.2	70	27	2.6	197	1-0	197	23/13/0	5-44.6	4-21	0-0	28	3	1	1	1	0	2/2	1/1	2/2	25:02
6	10/13	at TEN	[L]	13	7	4	2	4-9	198	42	4.7	130	26	5.0	68	3-16	84	13/7/2	4-49.5	4-22	0-0	14	2	2	0	0	0	2/2	-	0/0	22:17
7	10/20	at BAL	[L]	22	8	14	0	6-16	397	78	5.1	173	30	5.8	224	2-7	231	46/24/3	4-38.3	5-30	1-0	10	1	1	0	0	0	1/1	-	1/2	32:01
8	10/27	vs. HOU	[L]	18	7	9	2	6-17	290	71	4.1	126	32	3.9	164	5-38	202	34/16/0	8-44.1	5-50	0-0	19	2	1	1	0	1	2/2	-	1/3	33:39
9	11/3	at NYG	[L]	16	6	9	1	5-14	329	60	5.5	126	20	6.3	203	2-27	230	38/23/0	3-36.0	8-63	1-1	17	2	0	2	0	0	2/2	-	1/1	26:56
10	11/10	vs. WAS	[W]	18	7	10	1	6-15	309	64	4.8	142	32	4.4	167	3-27	194	29/19/0	5-48.2	8-55	1-0	26	2	2	0	0	0	2/2	-	4/4	33:43
11	11/17	at HOU	[W]	16	5	11	0	4-12	321	58	5.5	122	28	4.4	199	5-25	224	25/15/1	6-43.0	7-62	1-0	24	3	1	2	0	0	3/3	-	1/2	28:52
12	11/24	at DAL	[L]	19	5	14	0	5-14	326	68	4.8	132	26	5.1	194	2-8	202	40/22/1	6-44.5	11-79	2-2	19	2	1	1	0	1	2/2	-	1/2	27:52
13	12/1	vs. PIT	[L]	13	4	7	2	3-11	226	47	4.8	102	21	4.9	124	3-22	146	23/12/0	6-41.7	0-0	0-0	23	3	1	2	0	0	2/2	0/1	1/1	21:19
14	12/8	vs. CLE	[L]	13	7	4	2	2-11	211	48	4.4	157	31	5.1	54	3-19	73	14/10/0	7-46.6	5-51	1-0	20	2	1	1	0	0	2/2	-	2/2	25:04
15	12/15	at CIN	[W]	20	6	13	1	3-12	321	61	5.3	109	30	3.6	212	3-11	223	28/19/0	5-42.0	5-54	0-0	29	4	1	3	0	0	3/3	1/1	0/0	30:01
16	12/22	vs. TEN	[L]	13	4	9	0	0-11	214	58	3.7	75	18	4.2	139	4-18	157	36/18/1	7-41.4	8-51	0-0	10	1	0	1	0	0	1/1	-	1/1	24:21
17	12/29	at IND	[L]	20	10	9	1	6-13	266	62	4.3	154	33	4.7	112	3-23	135	26/13/0	3-40.7	6-47	1-1	13	1	1	0	0	0	1/1	-	2/2	29:29
Totals	6-10	275	105	156	14	71-207	4,851	959	5.1	2,089	455	4.6	2,762	42-257	3,019	462/268/9	81-44.2	89-685	6-Dec	328	38	19	18	1	2	33/33	3/5	19/27	28:39		

JACKSONVILLE JAGUARS 2002 DEFENSE GAME-BY-GAME

Wk.	Date	Opp	FIRST DOWNS			3 RD			TOT. OFFENSE			RUSHING			PASSING			PUNTS			PEN.			FUM.			Tot.				
			Tot	Run	Pass	Pen	Down	Yards	Plays	Avg.	Yards	Att.	Avg.	Net	Sacks	Gross	Att./Cmp./Int.	Avg.	Yards	Lost	Pts.	TD	Rn	Ps	Rt	Sfty	PAT	2PT	FGs	T.O.P.	
1	9/8	vs. IND	[L]	18	5	13	0	9-14	307	60	5.1	104	28	3.7	203	1-8	211	31/19/0	3-47.3	2-14	2-2	28	4	0	3	1	0	4/4	-	0/1	27:27
2	9/15	at KC	[W]	18	7	11	0	6-13	336	61	5.5	140	28	5.0	196	1-3	199	32/16/2	4-43.5	5-48	0-0	16	1	0	1	0	0	1/1	-	3/3	28:16
4	9/29	vs. NYJ	[W]	18	2	15	1	5-13	345	63	5.5	78	22	3.5	267	2-14	281	39/21/2	3-48.3	4-25	4-2	3	0	0	0	0	0	0/0	-	1/1	26:34
5	10/6	vs. PHI	[W]	28	12	15	1	7-17	406	83	4.9	199	30	6.6	207	5-23	230	48/28/0	5-39.4	10-75	0-0	25	3	1	2	0	0	2/2	1/1	1/1	34:58
6	10/13	at TEN	[L]	25	10	14	1	10-17	370	77	4.8	152	40	3.8	218	1-8	226	36/26/0	1-30.0	5-55	2-1	23	2	1	1	0	0	2/2	-	3/4	37:43
7	10/20	at BAL	[L]	16	6	9	1	6-14	261	62	4.2	118	32	3.7	143	2-9	152	28/14/0	6-35.7	4-30	2-2	17	2	0	2	0	0	2/2	-	1/2	27:59
8	10/27	vs. HOU	[L]	12	3	7	2	3-13	242	53	4.6	81	31	2.6	161	4-23	184	18/11/0	7-37.6	9-60	2-1	21	2	1	1	0	0	1/1	1/1	2/3	26:21
9	11/3	at NYG	[L]	26	10	13	3	5-12	394	66	6.0	177	35	5.1	217	3-11	228	28/20/0	3-38.0	7-59	1-1	24	3	2	1	0	0	3/3	-	1/3	33:04
10	11/10	vs. WAS	[W]	23	3	16	4	3-12	307	69	4.4	68	16	4.3	239	2-17	256	51/27/3	5-31.4	6-49	1-0	7	1	0	1	0	0	1/1	-	0/1	26:17
11	11/17	at HOU	[W]	18	6	10	2	2-11	272	62	4.4	78	28	2.8	194	4-34	228	30/22/1	6-34.7	5-40	2-1	21	3	2	1	0	0	3/3	-	0/0	31:08
12	11/24	at DAL	[L]	21	7	12	2	2-9	405	58	7.0	118	31	3.8	287	3-14	301	24/16/2	5-38.8	10-75	2-1	21	3	1	2	0	0	3/3	-	0/1	32:08
13	12/1	vs. PIT	[L]	23	13	10	0	2-11	403	69	5.8	219	40	5.5	184	2-17	201	27/17/1	1-53.0	4-25	0-0	25	1	1	0	0	0	1/1	-	6/6	38:41
14	12/8	vs. CLE	[L]	21	8	11	2	7-15	417	71	5.9	173	33	5.2	244	3-20	264	35/21/2	5-39.8	10-68	0-0	21	3	1	2	0	0	3/3	-	0/2	34:56
15	12/15	at CIN	[W]	19	5	12	2	7-17	300	69	4.3	65	24	2.7	235	3-23	258	42/22/1	2-41.0	5-29	1-1	15	1	1	0	0	0	0/0	0/1	3/3	29:59
16	12/22	vs. TEN	[L]	20	8	11	1	4-11	298	62	4.8	175	40	4.4	123	0-0	123	22/14/0	6-39.7	4-30	0-0	28	4	2	1	1	0	4/4	-	0/1	35:39
17	12/29	at IND	[L]	18	7	9	2	5-13	272	57	4.8	126	29	4.3	146	0-0	146	28/20/0	3-36.0	6-35	1-1	20	2	1	1	0	0	2/2	-	2/2	30:31
Totals	6-10	324	112	188	24	83-212	5,335	1,042	5.1	2,071	487	4.3	3,264	36-224	3,488	519/314/14	65-38.7	96-717	20-13	315	35	14	19	2	0	32/32	2/3	23/34	31:21		

JACKSONVILLE JAGUARS 2001 OFFENSE GAME-BY-GAME

Wk.	Date	Opp	FIRST DOWNS			TOT. OFFENSE			RUSHING			PASSING			PUNTS			FUM.			Tot.												
			Tot	Run	Pass	Pen	Down	Yards	Plays	Avg.	Yards	Att.	Avg.	Net	Sacks	Gross	Att./	Cmp./	Int.	Avg.		Yards	Pen.	Lost	Pts.	TD	Rn	Ps	Rt	Sfty	PAT	2PT	Fgs
1	9/9	vs PIT	[W]	6	9	1	4/12	299	56	5.3	101	29	3.5	198	1-0	198	26/	15/	0	6-45.7	4-31	2-20	21	3	0	3	0	0	3/3	-	0/1	28:50	
2	9/23	vs TEN	[W]	4	10	2	2/12	329	60	5.5	119	30	4.0	210	3-25	235	27/	17/	0	5-48.0	3-20	4-2	13	1	1	0	0	0	1/1	-	2/3	30:13	
3	9/30	vs CLE	[L]	5	8	1	4/12	259	58	4.5	98	19	5.2	161	2-9	170	37/	19/	2	6-47.8	8-63	2-0	14	2	0	1	1	0	2/2	-	0/1	24:20	
4	10/7	at SEA	[L]	18	3	14	1	4/14	256	63	4.1	57	21	2.7	199	3-34	233	39/	21/	0	4-44.5	4-24	3-2	15	1	0	1	0	0	-	0/1	3/4	26:54
6	10/18	vs BUF	[L]	14	6	7	1	3/10	247	51	4.8	115	21	5.5	132	4-18	150	26/	16/	2	5-45.0	3-35	2-0	10	1	0	1	0	0	1/1	-	1/1	24:26
7	10/28	at BAL	[L]	19	4	12	3	3/10	365	55	6.6	81	15	5.4	284	3-22	306	37/	25/	0	3-43.3	10-70	1-1	17	2	0	2	0	0	2/2	-	1/1	26:16
8	11/4	at TEN	[L]	20	5	13	2	3/9	309	54	5.7	70	17	4.1	239	5-22	261	32/	21/	1	5-44.2	3-14	2-0	24	3	2	1	0	0	3/3	-	1/1	22:12
9	11/11	vs CIN	[W]	21	9	10	2	3/11	261	60	4.4	97	25	3.9	164	3-25	189	32/	20/	0	8-44.9	6-32	1-0	30	4	2	2	0	1	4/4	-	0/0	28:08
10	11/18	at PIT	[L]	14	1	10	3	3/11	234	52	4.5	48	16	3.0	186	5-39	225	31/	17/	0	7-46.6	7-35	4-3	7	1	0	0	1	0	1/1	-	0/1	25:09
11	11/25	vs BAL	[L]	19	4	14	1	4/12	305	61	5.0	75	19	3.9	230	4-29	259	38/	23/	0	7-40.4	9-58	1-0	21	3	2	1	0	0	3/3	-	0/1	26:26
12	12/3	vs GB	[L]	20	2	16	2	5/15	348	73	4.8	62	23	2.7	286	5-25	311	45/	26/	2	6-40.8	13-111	2-2	21	2	0	1	1	0	1/1	1/1	2/3	30:53
13	12/9	at CIN	[W]	17	2	14	1	8/16	255	65	3.9	62	25	2.5	193	8-49	242	32/	23/	1	7-39.6	7-40	1-0	14	2	0	2	0	0	2/2	-	0/1	31:06
14	12/16	at CLE	[W]	19	8	10	1	8/18	282	76	3.7	128	33	3.9	154	8-48	202	35/	20/	2	3-44.3	9-85	2-1	15	1	0	1	0	0	0/1	-	3/3	37:13
15	12/23	at MIN	[W]	23	12	11	0	9/14	423	62	6.8	214	37	5.8	209	1-8	217	24/	17/	0	1-53.0	3-34	0-0	33	3	2	1	0	0	3/3	-	4/4	34:08
16	12/30	vs KC	[L]	22	9	12	1	3/11	431	67	6.4	182	26	7.0	249	4-34	283	37/	22/	1	4-42.8	5-44	2-2	26	3	2	1	0	1	3/3	-	1/2	27:20
17	1/6	at CHI	[L]	17	5	11	1	4/11	237	56	4.2	91	16	5.7	146	4-43	189	36/	19/	3	5-35.0	3-14	0-0	13	2	0	2	0	0	1/2	-	0/1	24:47
Totals	6-10	289	85	181	23	70/198	4,840	969	5.0	1,600	372	4.3	3,240	63-430	3670	534/	321/	14	82-43.6	97-710	29-13	294	34	11	20	3	2	30/32	1/2	18/28	28:01		

JACKSONVILLE JAGUARS 2001 DEFENSE GAME-BY-GAME

Wk.	Date	Opp	FIRST DOWNS			TOT. OFFENSE			RUSHING			PASSING			PUNTS			FUM.			Tot.												
			Tot	Run	Pass	Pen	Down	Yards	Plays	Avg.	Yards	Att.	Avg.	Net	Sacks	Gross	Att./	Cmp./	Int.	Avg.		Yards	Pen.	Lost	Pts.	TD	Rn	Ps	Rt	Sfty	PAT	2PT	Fgs
1	9/9	vs PIT	[W]	5	9	1	6/16	281	68	4.1	120	28	4.3	161	3-20	181	37/	21/	2	5-35.4	4-29	5-2	3	0	0	0	0	0	0/0	-	1/1	31:10	
2	9/23	vs TEN	[W]	5	7	1	1/14	264	62	4.3	87	22	4.0	177	4-38	215	36/	21/	0	6-47.0	6-65	0-0	6	0	0	0	0	0	0/0	-	2/3	29:47	
3	9/30	vs CLE	[L]	19	6	13	0	9/16	321	73	4.4	95	36	2.6	226	3-23	249	34/	24/	1	5-38.4	5-47	2-2	23	2	1	0	1	0	2/2	-	3/3	35:40
4	10/7	at SEA	[L]	21	9	11	1	4/12	395	61	6.5	185	36	5.1	210	2-9	219	23/	15/	1	6-39.2	7-60	1-1	24	3	2	1	0	0	3/3	-	1/2	33:06
6	10/18	vs BUF	[L]	19	5	12	2	6/14	317	67	4.7	98	35	2.8	219	2-19	238	30/	23/	0	4-37.0	5-31	0-0	13	1	0	1	0	0	1/1	-	2/4	35:34
7	10/28	at BAL	[L]	23	7	15	1	6/13	305	68	4.5	114	32	3.6	191	5-31	222	31/	23/	1	5-32.4	4-34	2-0	18	2	1	1	0	0	0/0	0/2	2/2	33:44
8	11/4	at TEN	[L]	27	10	16	1	9/15	362	71	5.1	146	33	4.4	216	4-25	241	34/	27/	0	4-57.5	8-48	0-0	28	4	2	2	0	0	4/4	-	0/2	37:48
9	11/11	vs CIN	[W]	18	2	16	0	9/19	352	75	4.7	73	23	3.2	279	4-24	303	48/	28/	1	7-46.7	10-107	3-0	13	1	1	0	0	0	1/1	-	2/2	31:52
10	11/18	at PIT	[L]	20	7	13	0	6/15	402	69	5.8	145	34	4.3	257	2-9	266	33/	21/	0	8-45.9	9-65	0-0	20	2	1	1	0	0	2/2	-	2/2	34:51
11	11/25	vs BAL	[L]	24	6	17	1	8/15	361	74	4.9	115	42	2.7	246	2-13	259	30/	21/	1	5-37.4	6-39	4-1	24	3	2	1	0	0	3/3	-	1/2	33:34
12	12/3	vs GB	[L]	20	3	13	4	3/13	389	64	6.1	37	21	1.8	352	1-10	362	42/	24/	0	7-46.9	9-81	2-1	28	4	1	3	0	0	4/4	-	0/2	29:07
13	12/9	at CIN	[W]	12	3	9	0	3/13	200	58	3.4	60	27	2.2	140	1-7	147	30/	16/	1	6-35.5	7-54	0-0	10	1	1	0	0	0	1/1	-	1/1	28:54
14	12/16	at CLE	[W]	11	3	8	0	3/11	220	48	4.6	47	15	3.1	173	3-11	184	30/	21/	1	3-27.3	5-72	2-1	10	1	0	0	1	0	1/1	-	1/1	22:47
15	12/23	at MIN	[W]	16	3	11	2	4/14	214	60	3.6	28	14	2.0	186	4-32	218	42/	24/	1	6-35.0	3-33	2-1	3	0	0	0	0	0/0	-	1/1	25:52	
16	12/30	vs KC	[L]	23	5	15	3	4/11	365	68	5.4	92	31	3.0	273	2-21	294	35/	26/	2	3-40.3	5-55	4-2	30	3	1	2	0	0	3/3	-	3/3	32:40
17	1/6	at CHI	[L]	19	10	8	1	6/16	322	70	4.6	169	40	4.2	153	1-6	159	29/	19/	0	3-32.7	3-14	1-1	33	3	2	1	0	0	3/3	-	4/4	35:13
Totals	6-10	300	89	193	18	87/227	5,070	1,056	4.8	1,611	469	3.4	3,459	43-298	757	544/	354/	12	83-40.5	96-834	28-12	286	30	15	13	2	0	28/28	0/2	26/35	31:59		

JACKSONVILLE JAGUARS 2000 OFFENSE GAME-BY-GAME

Wk.	Date	Opp	FIRST DOWNS			3 RD	TOT. OFFENSE		RUSHING			PASSING			PUNTS		FUM.	Tot.														
			Tot	Run	Pass		Pen	DOWN	Yards	Plays	Avg.	Yards	Att.	Avg.	Gross	Att./			Cmp./	Int.	Avg.	Yards	Pen.									
1	9/3	at CLE	[W]	28	9	19	0	10/16	398	78	5.1	119	40	3.0	279	4-22	301	34/24	0	3-39.0	1-5	1-0	27	3	2	1	0	0	3/3	-	2/2	37:10
2	9/10	at BAL	[L]	22	3	15	4	5/14	421	75	5.6	46	21	2.2	375	4-11	386	50/28	2	3-38.0	10-60	4-2	36	3	0	3	0	0	3/3	-	5/5	31:23
3	9/17	vs CIN	[W]	15	4	9	2	4/16	241	65	3.7	84	29	2.9	157	4-19	176	32/20	1	7-42.3	7-76	0-0	13	1	0	1	0	0	1/1	-	2/3	31:29
4	9/25	at IND	[L]	18	5	12	1	5/14	286	65	4.4	97	24	4.0	189	5-40	229	36/21	2	9-43.2	4-40	1-0	14	2	0	2	0	0	2/2	-	0/0	27:38
5	10/1	vs PIT	[L]	17	1	16	0	5/15	206	68	3.0	26	16	1.6	180	7-45	225	45/23	1	4-50.0	10-75	1-1	13	1	0	1	0	0	1/1	-	2/2	24:50
6	10/8	vs BAL	[L]	22	5	16	1	8/15	348	73	4.8	95	27	3.5	253	3-7	260	43/29	3	5-38.0	6-34	8-3	10	1	1	0	0	0	1/1	-	1/2	31:48
7	10/16	at TEN	[L]	13	4	7	2	4/14	304	58	5.2	143	26	5.5	161	5-35	196	27/18	0	5-44.6	5-40	2-2	13	1	1	0	0	0	1/1	-	2/2	26:53
8	10/22	vs WAS	[L]	21	7	13	1	8/17	385	74	5.2	146	26	5.6	239	6-32	271	42/21	2	5-48.0	5-42	3-2	16	1	0	1	0	0	1/1	-	3/3	32:18
9	10/29	at DAL	[W]	18	8	9	1	7/15	392	62	6.3	161	38	4.2	231	0-0	231	24/20	0	5-43.6	8-50	0-0	23	3	0	3	0	0	2/2	-	1/2	33:36
11	11/12	vs SEA	[L]	24	8	15	1	6/12	437	64	6.8	122	26	4.7	315	5-25	340	33/24	0	4-42.5	7-55	2-1	21	3	2	1	0	0	3/3	-	0/0	30:48
12	11/19	at PIT	[W]	20	11	9	0	6/14	417	70	6.0	240	36	6.7	177	3-13	190	31/17	1	5-42.8	8-55	1-1	34	4	3	1	0	0	4/4	-	2/2	34:20
13	11/26	vs TEN	[W]	16	5	11	0	6/14	334	56	6.0	111	28	4.0	223	3-14	237	25/15	2	3-53.7	4-25	0-0	16	1	0	1	0	0	1/1	-	3/3	29:19
14	12/3	vs CLE	[W]	28	15	11	2	10/18	449	82	5.5	244	47	5.2	205	2-13	218	33/16	0	5-39.2	9-59	0-0	48	6	5	1	0	0	6/6	-	2/2	37:11
15	12/10	vs ARZ	[W]	25	14	10	1	5/12	469	66	7.1	214	45	4.8	255	0-0	255	21/15	0	1-55.0	2-15	0-0	44	5	2	3	0	0	5/5	-	3/3	34:56
16	12/17	at CIN	[L]	17	8	9	0	6/15	276	63	4.4	114	34	3.4	162	1-8	170	28/19	0	8-28.9	6-47	3-1	14	2	1	1	0	0	2/2	-	0/1	37:15
17	12/23	at NYG	[L]	14	2	12	0	5/14	327	61	5.4	70	18	3.9	257	2-5	262	41/23	1	7-42.4	3-25	1-1	25	3	1	2	0	0	2/2	1/1	1/1	25:39
Totals			7-9	318	109	193	16	100/235	5,690	1,080	5.3	2,032	481	4.2	3,658	54-289	3,947	545/333/	15	79-41.9	95-703	27-14	367	40	18	22	0	0	38/38	1/1	29/33	31:32

JACKSONVILLE JAGUARS 2000 DEFENSE GAME-BY-GAME

Wk.	Date	Opp	FIRST DOWNS			3 RD	TOT. OFFENSE		RUSHING			PASSING			PUNTS		FUM.	Tot.														
			Tot	Run	Pass		Pen	DOWN	Yards	Plays	Avg.	Yards	Att.	Avg.	Gross	Att./			Cmp./	Int.	Avg.	Yards	Pen.									
1	9/3	at CLE	[W]	9	2	7	0	3/10	249	44	5.7	96	16	6.0	153	1-7	160	27/19	0	5-50.8	3-25	1-1	7	1	0	1	0	0	1/1	-	0/0	22:50
2	9/10	at BAL	[L]	17	4	11	2	3/13	331	61	5.4	89	18	4.9	242	3-20	262	40/23	2	7-41.1	8-65	1-0	39	5	0	5	0	0	4/4	1/1	1/1	28:37
3	9/17	vs CIN	[W]	14	4	7	3	4/17	233	69	3.4	71	23	3.1	162	5-21	183	41/18	2	7-42.0	6-44	3-2	0	0	0	0	0	0/0	-	0/2	28:31	
4	9/25	at IND	[L]	21	4	16	1	5/12	533	64	8.3	93	28	3.3	440	0-0	440	36/23	0	5-47.4	11-90	1-1	43	5	1	4	0	1	5/5	-	2/2	32:22
5	10/1	vs PIT	[L]	22	13	5	4	4/11	332	62	5.4	209	44	4.8	123	2-9	132	16/10	1	3-34.0	7-55	2-2	24	3	3	0	0	0	3/3	-	1/1	35:10
6	10/8	vs BAL	[L]	10	1	9	0	3/17	194	66	2.9	56	25	2.2	138	2-16	154	39/17	0	9-41.9	5-25	1-1	15	0	0	0	0	0/0	-	5/5	28:12	
7	10/16	at TEN	[L]	18	8	10	0	6/12	409	59	6.9	175	38	4.6	234	0-0	234	21/13	0	3-49.3	10-89	1-1	27	3	1	2	0	0	3/3	-	2/3	33:07
8	10/22	vs WAS	[L]	18	9	8	1	2/9	399	54	7.4	130	30	4.3	269	0-0	269	24/16	1	6-45.0	6-59	1-1	35	5	2	3	0	0	5/5	-	0/0	27:42
9	10/29	at DAL	[W]	22	9	11	2	5/9	325	59	5.5	118	32	3.7	207	2-13	220	25/17	1	3-40.7	7-54	3-2	17	2	1	1	0	0	2/2	-	1/1	30:08
11	11/12	vs SEA	[L]	22	6	12	4	8/15	326	66	4.9	96	32	3.0	230	1-1	231	33/22	0	6-44.8	5-50	3-0	28	4	1	3	0	0	4/4	-	0/0	29:12
12	11/19	at PIT	[W]	15	7	7	1	5/12	302	56	5.4	147	24	6.1	155	5-33	188	27/13	2	4-46.0	4-30	3-3	24	3	2	1	0	0	1/1	1/2	1/2	25:40
13	11/26	vs TEN	[W]	17	6	10	1	6/14	334	57	5.9	117	31	3.8	217	2-11	228	24/13	0	5-38.2	4-40	1-0	13	1	1	0	0	0	1/1	-	2-3	30:41
14	12/3	vs CLE	[W]	2	1	0	1	0/12	53	42	1.3	62	18	3.4	-9	6-42	33	18/7	0	12-43.1	9-85	2-1	0	0	0	0	0	0/0	-	0/0	22:49	
15	12/10	vs ARZ	[W]	11	2	9	0	6/13	189	49	3.9	40	19	2.1	149	4-32	181	26/15	1	5-47.8	4-53	0-0	10	1	0	1	0	0	1/1	-	1/2	25:04
16	12/17	at CIN	[L]	15	6	7	2	5/10	263	53	5.0	106	27	3.9	157	4-14	171	22/10	1	5-36.2	6-40	3-3	17	2	1	0	1	0	2/2	-	1/1	22:45
17	12/23	at NYG	[L]	19	3	15	1	9/17	373	73	5.1	80	31	2.6	293	3-28	321	39/22	1	5-29.8	1-10	0-0	28	4	1	2	1	0	4/4	-	0/1	34:21
Totals			7-9	252	85	144	23	74/203	4,845	934	5.2	1,685	436	3.9	3,160	40-247	3,407	458/258/	12	90-42.5	96-814	26-18	327	39	14	23	2	1	36/36	2/3	17/24	28:28

JACKSONVILLE JAGUARS 1999 OFFENSE GAME-BY-GAME

Wk.	Date	Opp	FIRST DOWNS					TOT. OFFENSE					RUSHING					PASSING					PUNTS					FUM.					Tot.
			Tot	Run	Pass	Pen	DOWN	Yards	Plays	Avg.	Yards	Att.	Avg.	Net	Sacks	Gross	Att./	Cmp./	Int.	Avg.	Yards	Pen.	Lost	Pts.	TD	Rn	Ps	Rt	Sfty	PAT	2PT	FGs	
1	9/12 vs SF	[W]	18	7	11	0	2/13	344	67	5.1	97	34	2.9	247	2-18	265	31/	22/	0	5-43.4	6-57	0-0	41	4	1	1	2	0	3/3	1/1	4/4	35:02	
2	9/19 at CAR	[W]	27	12	14	1	7/16	414	80	5.2	214	46	4.7	200	2-14	214	32/	20/	0	3-47.7	5-35	1-1	22	2	2	0	0	1/1	0/1	3/4	38:09		
3	9/26 vs TEN	[L]	22	7	14	1	6/16	369	75	4.2	137	33	4.2	232	0-0	232	42/	22/	3	5-45.8	9-79	2-1	19	2	0	1	1	2/2	-	1/1	32:06		
4	10/ 3 at PIT	[W]	13	6	5	2	3/15	204	61	3.3	124	35	3.5	80	1-5	85	25/	10/	1	8-41.5	5-32	0-0	17	1	0	1	0	2	1/1	-	2/2	28:47	
5	10/11 at NYJ	[W]	16	11	5	0	7/17	322	71	4.5	125	34	3.7	197	2-18	215	35/	21/	0	7-45.9	7-67	2-1	16	1	1	0	0	1/1	-	3/3	32:33		
6	10/17 vs CLE	[W]	21	4	16	1	7/14	325	66	4.9	103	33	3.1	222	0-0	222	33/	24/	0	4-44.0	7-55	0-0	24	2	1	1	0	1/1	1/1	3/3	32:24		
8	10/31 at CIN	[W]	23	10	13	0	6/11	377	64	5.9	183	34	5.4	194	2-20	214	28/	17/	0	2-44.5	2-16	0-0	41	5	3	2	0	0	5/5	-	2/2	30:01	
9	11/ 7 at ATL	[W]	20	8	12	0	10/19	367	71	5.2	152	34	4.5	215	3-23	238	34/	19/	0	4-41.8	5-40	1-0	30	3	0	3	0	3/3	-	3/4	34:24		
10	11/14 vs BAL	[W]	9	1	6	2	6/19	132	61	2.2	47	26	1.8	85	6-33	118	29/	20/	0	9-42.6	4-30	1-0	6	0	0	0	0	0/0	-	2/3	32:51		
11	11/21 vs NO	[W]	30	9	17	4	3/7	494	62	8.0	139	27	5.1	355	3-17	372	32/	21/	1	2-26.0	4-50	0-0	41	5	2	2	1	0	5/5	-	2/2	27:52	
12	11/28 at BAL	[W]	24	3	20	1	9/18	388	75	5.2	60	25	2.4	328	3-10	338	47/	27/	2	6-43.2	8-41	1-1	30	4	1	2	1	0	2/2	2/2	0/0	32:35	
13	12/ 2 vs PIT	[W]	24	7	15	2	7/15	466	73	6.4	168	34	4.9	298	2-10	308	37/	25/	0	5-29.6	9-98	3-1	20	2	1	1	0	2/2	-	2/2	36:06		
14	12/13 vs DEN	[W]	18	9	6	3	4/13	265	60	4.4	161	32	5.0	104	3-11	115	25/	11/	0	7-41.1	3-20	4-0	27	3	3	0	0	3/3	-	2/2	27:35		
15	12/19 at CLE	[W]	20	7	13	0	6/14	442	67	6.6	181	33	5.5	261	1-6	267	33/	21/	1	3-43.0	4-57	1-1	24	3	2	1	0	0	3/3	-	1/3	31:44	
16	12/26 at TEN	[L]	16	5	8	3	1/9	237	55	4.3	65	18	3.6	172	4-24	196	33/	12/	3	6-38.5	4-29	1-0	14	2	1	0	1	0	2/2	-	0/0	21:30	
17	1/ 2 vs CIN	[W]	30	10	19	1	8/14	440	77	5.7	135	36	3.8	305	2-12	317	39/	28/	0	2-48.0	8-49	1-1	24	3	2	1	0	0	3/3	-	1/3	37:37	
Totals			14-2	331	116	194	21	92/230	5,586	1,085	5.1	2,091	514	4.1	3,495	36-221	3,716	535/	320/	11	78-41.8	90-755	18-7	396	42	20	16	6	3	37/37	4/5	31/38	31:57
Div.	1/15 vs MIA	[W]	21	10	10	1	8/16	520	68	7.6	257	46	5.6	263	2-14	277	20/	12/	1	5-39.0	7-51	1-1	62	8	3	4	1	0	8/8	-	2/3	35:23	
AFC	1/23 vs TEN	[L]	20	5	13	2	3/10	360	64	5.6	144	23	6.3	216	3-10	226	38/	19/	2	3-45.3	9-100	5-4	14	2	1	1	0	0	2/2	-	0/0	28:24	

JACKSONVILLE JAGUARS 1999 DEFENSE GAME-BY-GAME

Wk.	Date	Opp	FIRST DOWNS					TOT. OFFENSE					RUSHING					PASSING					PUNTS					FUM.					Tot.
			Tot	Run	Pass	Pen	DOWN	Yards	Plays	Avg.	Yards	Att.	Avg.	Net	Sacks	Gross	Att./	Cmp./	Int.	Avg.	Yards	Pen.	Lost	Pts.	TD	Rn	Ps	Rt	Sfty	PAT	2PT	FGs	
1	9/12 vs SF	[W]	11	3	6	2	1/14	203	59	3.4	94	20	4.7	109	4-32	141	35/	14/	3	8-46.5	2-10	3-2	3	0	0	0	0	0	0/0	-	1/1	24:58	
2	9/19 at CAR	[W]	16	5	11	0	2/9	283	48	5.9	87	18	4.8	196	4-20	216	26/	16/	1	5-45.0	5-37	0-0	20	3	0	3	0	2/2	0/1	0/0	21:51		
3	9/26 vs TEN	[L]	15	2	12	1	4/13	242	60	4.0	51	26	2.0	191	2-13	204	32/	17/	1	6-37.0	9-82	2-1	20	2	0	2	0	2/2	-	2/2	27:54		
4	10/ 3 at PIT	[W]	14	5	8	1	5/16	216	67	3.2	117	31	3.8	99	4-27	126	32/	15/	1	6-44.3	7-65	4-1	3	0	0	0	0	0/0	-	1/1	31:13		
5	10/11 at NYJ	[W]	13	6	7	0	3/16	230	66	3.5	89	24	3.7	141	4-23	164	38/	19/	2	7-45.1	2-15	1-0	6	0	0	0	0	0/0	-	2/2	27:27		
6	10/17 vs CLE	[W]	16	4	10	2	7/14	243	55	4.4	113	28	4.0	130	4-31	161	23/	18/	0	7-35.4	6-55	2-1	7	1	0	1	0	1/1	-	0/0	27:36		
8	10/31 at CIN	[W]	14	4	10	0	8/16	300	63	4.8	93	23	4.0	207	4-21	228	36/	20/	2	4-39.5	4-24	1-1	10	1	0	1	0	1/1	-	1/1	29:59		
9	11/ 7 at ATL	[W]	10	1	9	0	4/13	182	50	3.6	42	11	3.8	140	9-63	203	30/	17/	3	6-36.8	5-34	2-1	7	1	0	1	0	0	1/1	-	0/0	25:36	
10	11/14 vs BAL	[W]	13	4	8	1	2/14	242	61	4.0	88	24	3.7	154	4-22	176	33/	17/	0	9-37.9	6-29	3-1	3	0	0	0	0	0/0	-	1/1	27:09		
11	11/21 vs NO	[W]	21	8	12	1	6/12	339	58	5.8	106	29	3.7	233	2-18	251	27/	18/	1	4-43.0	8-42	2-0	23	3	3	0	0	2/2	0/1	1/2	32:08		
12	11/28 at BAL	[W]	14	3	11	0	3/12	280	59	4.7	81	22	3.7	199	3-15	214	34/	17/	1	5-37.8	6-39	4-2	23	2	0	2	0	2/2	-	3/3	27:25		
13	12/ 2 vs PIT	[W]	15	3	10	2	1/11	235	57	4.1	63	15	4.2	172	3-22	194	39/	19/	0	6-52.7	9-76	2-0	6	0	0	0	0	0/0	-	2/2	23:54		
14	12/13 vs DEN	[W]	18	4	13	1	7/14	358	61	5.9	90	27	3.3	268	1-7	275	33/	21/	2	6-41.5	9-83	4-0	24	3	1	2	0	3/3	-	1/1	32:25		
15	12/19 at CLE	[W]	19	5	12	2	7/16	269	67	4.0	72	20	3.6	197	6-44	241	41/	24/	0	8-42.5	5-40	1-1	14	2	1	1	0	2/2	-	0/0	28:16		
16	12/26 at TEN	[L]	26	9	15	2	11/18	476	76	6.3	148	37	4.0	328	0-0	328	39/	26/	0	4-40.0	4-33	0-0	41	5	0	5	0	5/5	-	2/2	38:30		
17	1/ 2 vs CIN	[W]	13	6	5	2	1/7	236	44	5.4	110	18	6.1	126	3-15	141	23/	13/	2	5-36.2	6-64	0-0	7	1	1	0	0	1/1	-	0/0	22:23		
Totals			14-2	248	72	159	17	72/215	4,334	951	4.6	1,444	373	3.9	2,890	57-373	3,263	521/	291/	19	96-41.4	93-728	31-11	217	24	6	18	0	22/22	0/2	17/18	28:03	
Div.	1/15 vs MIA	[W]	10	0	6	4	2/13	131	64	2.0	21	18	1.2	110	5-31	141	41/	16/	2	9-39.6	9-88	6-5	7	1	0	1	0	1/1	-	0/0	24:37		
AFC	1/23 vs TEN	[L]	17	8	7	2	3/10	289	58	5.0	177	34	5.2	112	1-0	112	23/	14/	1	5-39.8	5-39	5-3	33	4	2	1	1	0	4/4	-	1/1	31:36	

JACKSONVILLE JAGUARS 1998 OFFENSE GAME-BY-GAME

Wk.	Date	Opp	FIRST DOWNS				3 RD	TOT. OFFENSE			RUSHING			PASSING			PUNTS			FUM.			Tot.									
			Tot	Run	Pass	Pen		DOWN	Yards	Plays	Avg.	Yards	Att.	Avg.	Gross	Att./Cmp./	Int./Avg.	Yards	Lost	Pts.	TD	Rn		Pt	Rt	Sfty	PAT	2PT	FGs	T.O.P.		
1	9/6	at CHI	[W]	21	10	11	0	7/14	367	69	5.3	160	33	4.8	207	35/22/	2	5-43.0	3-26	4-1	24	3	1	2	0	0	3/3	-	1/1	29:50		
2	9/13	vs KC	[W]	19	9	7	3	6/12	256	58	4.5	145	38	4.0	111	126	18/11/	0	4-36.8	6-44	0-0	21	3	1	1	0	3/3	-	0/2	29:44		
3	9/20	vs BAL	[W]	21	4	16	1	4/14	519	69	7.5	154	32	4.8	365	376	34/25/	0	8-38.0	8-60	1-1	24	3	1	2	0	0	3/3	-	1/2	33:51	
4	9/27	at TEN	[W]	19	6	10	3	8/15	297	67	4.4	148	37	4.0	149	155	28/17/	2	3-51.3	10-72	1-1	27	3	1	2	0	0	3/3	-	2/2	32:54	
6	10/12	vs MIA	[W]	12	5	6	1	2/10	385	43	9	186	23	8.1	199	2-14	12/12/	1	7-44.7	8-86	1-0	28	4	2	2	0	0	4/4	-	0/1	20:54	
7	10/18	at BUF	[L]	16	7	9	0	7/16	238	65	3.7	134	34	3.9	104	119	28/16/	0	5-52.4	8-58	1-0	16	1	1	0	0	0	1/1	-	3/3	34:02	
8	10/25	at DEN	[L]	24	5	18	1	5/14	348	69	5	66	16	4.1	282	353	46/28/	0	4-39.5	9-56	2-1	24	3	0	3	0	0	3/3	-	1/2	26:13	
9	11/1	at BAL	[W]	20	8	10	2	5/10	364	56	6.5	111	32	3.5	253	258	22/15/	1	3-45.0	10-73	0-0	45	6	2	2	2	0	6/6	-	1/1	28:04	
10	11/8	vs CIN	[W]	14	9	5	0	4/13	272	55	4.9	137	32	4.2	135	146	21/9/	0	5-46.2	9-58	1-1	24	3	1	1	1	0	3/3	-	1/1	24:10	
11	11/15	vs TB	[W]	18	8	10	0	7/16	374	68	5.5	144	28	5.1	230	248	37/22/	0	6-50.3	8-58	1-0	29	3	3	0	0	2/2	0/1	3/3	31:11		
12	11/22	at PIT	[L]	17	6	10	1	9/16	301	69	4.4	97	26	3.7	204	212	42/18/	3	6-49.8	5-30	1-1	15	2	1	1	0	0	1/1	1/1	0/0	25:16	
13	11/29	at CIN	[W]	16	1	14	1	7/17	322	65	5	79	29	2.7	243	1-1	244	35/19/	0	6-45.5	7-51	0-0	34	4	0	4	0	0	4/4	-	2/2	29:25
14	12/6	vs DET	[W]	24	12	8	4	8/13	426	68	6.3	205	43	4.8	221	1-7	228	24/15/	0	2-40.5	7-45	0-0	37	4	2	2	0	0	4/4	-	3/3	35:39
15	12/13	vs TEN	[L]	15	4	9	2	4/12	241	54	4.5	69	23	3.0	172	178	29/18/	1	6-50.7	9-65	1-0	13	1	1	0	0	0	1/1	-	2/2	29:51	
16	12/20	at MIN	[L]	15	9	3	3	3/13	207	59	3.5	138	28	4.9	69	4-19	88	27/12/	2	8-43.6	7-56	3-2	10	1	0	1	0	0	1/1	-	1/1	26:28
17	12/28	vs PIT	[W]	16	8	7	1	8/15	297	55	5.4	129	33	3.9	168	3-24	192	19/10/	0	7-42.4	7-60	1-0	21	3	2	1	0	0	3/3	-	0/0	26:13
Totals	11-5	287	111	153	23	94/220	5,214	989	5.3	2,102	487	4.3	3,112	463/269/	12	85-45.0	121-898	18-8	392	47	19	24	4	0	45/45	1/2	21/26	28:59				
WC	1/3	vs NE	[W]	17	6	9	2	7/18	308	73	4.2	160	37	4.3	148	2-13	161	34/14/	0	6-44.8	25	2-0	25	2	1	1	0	0	1/1	0/1	4/4	30:00
DIV	1/10	at NYJ	[L]	14	5	8	1	4/12	251	53	4.7	95	22	4.3	156	0-0	156	31/12/	3	3-37.0	24	1-1	24	3	0	0	3/3	-	1/1	20:44		

JACKSONVILLE JAGUARS 1998 DEFENSE GAME-BY-GAME

Wk.	Date	Opp	FIRST DOWNS				3 RD	TOT. OFFENSE			RUSHING			PASSING			PUNTS			FUM.			Tot.									
			Tot	Run	Pass	Pen		DOWN	Yards	Plays	Avg.	Yards	Att.	Avg.	Sacks	Att./Cmp./	Int./Avg.	Yards	Lost	Pts.	TD	Rn		Pt	Rt	Sfty	PAT	2PT	FGs	T.O.P.		
1.	9/6	at CHI	[W]	16	9	6	1	5/13	321	61	5.3	132	34	3.9	189	0-0	189	27/16/	0	4-45.5	4-26	2-2	23	2	1	0	1	0	2/2	-	3/4	30:10
2	9/13	vs KC	[W]	23	7	14	2	3/11	364	64	5.7	111	25	4.4	253	2-10	263	37/23/	0	4-43.3	5-54	3-2	16	1	1	0	0	1/1	-	3/3	30:16	
3	9/20	vs BAL	[W]	11	3	8	0	2/15	313	61	5.1	81	25	3.2	232	2-16	248	34/17/	1	10-49.1	7-54	0-0	10	1	0	1	0	0	1/1	-	1/1	26:09
4	9/27	at TEN	[W]	15	4	9	2	5/13	219	57	3.8	40	20	2.0	179	4-29	208	33/17/	2	3-50.3	9-73	3-1	22	2	0	2	0	0	1/1	0/1	3/3	27:06
6	10/12	vs MIA	[W]	25	7	16	2	6/14	374	79	4.7	67	28	2.4	307	2-16	323	49/30/	1	6-41.7	11-89	1-1	21	3	1	2	0	0	3/3	-	0/1	39:06
7	10/18	at BUF	[L]	22	7	12	3	8/15	337	63	5.3	110	23	4.8	227	1-1	228	39/18/	0	5-39.2	6-53	1-1	17	2	1	1	0	0	2/2	-	1/1	25:58
8	10/25	at DEN	[L]	24	10	12	2	6/14	465	71	6-5	170	36	4.7	295	0-0	295	35/18/	0	3-41.7	8-54	0-0	37	4	3	1	0	0	4/4	-	3/3	33:47
9	11/1	at BAL	[W]	22	6	14	2	5/10	357	59	6.1	126	23	5.5	231	2-12	243	34/27/	1	4-32.5	9-70	5-4	19	3	0	3	0	0	1/1	0/2	0/0	31:56
10	11/8	vs CIN	[W]	19	5	12	2	4/16	318	71	4.5	118	27	4.4	200	4-35	235	40/24/	1	6-41.2	4-40	4-1	11	1	0	1	0	0	0/0	1/1	1/1	35:50
11	11/15	vs TB	[W]	13	8	5	0	4/13	343	59	5.8	157	33	4.8	186	2-8	194	24/10/	2	6-45.8	7-52	1-1	24	3	0	3	0	0	3/3	-	1/1	28:49
12	11/22	at PIT	[L]	18	5	13	0	9/18	329	70	4.7	121	34	3.6	208	0-0	208	36/25/	0	7-36.9	3-25	0-0	30	3	0	1	2	0	3/3	-	3/3	34:44
13	11/29	at CIN	[W]	20	6	12	2	5/15	355	68	5.2	131	24	5.5	224	1-10	234	43/24/	2	4-49.8	3-27	3-2	17	2	1	1	0	0	2/2	-	1/2	30:35
14	12/6	vs DET	[W]	16	3	12	1	6/15	332	60	5.5	120	22	5.5	212	5-38	250	33/14/	0	3-39.3	9-76	0-0	22	2	0	2	0	0	1/1	0/1	3/4	24:21
15	12/13	vs TEN	[L]	20	7	13	0	6/15	354	68	5.2	131	27	4.9	223	2-9	232	39/22/	1	4-48.3	9-73	1-1	16	1	0	1	0	0	1/1	-	3/3	30:09
16	12/20	at MIN	[L]	25	11	12	2	4/12	417	71	5.9	180	33	5.5	237	1-7	244	37/20/	0	5-48.6	8-108	0-0	50	6	1	4	1	0	5/5	0/1	3/3	33:32
17	12/28	vs PIT	[W]	20	10	8	2	3/13	361	75	4.8	205	36	5.7	156	2-18	174	37/17/	2	4-41.0	7-79	1-1	3	0	0	0	0	0	0/0	-	1/2	33:47
Totals	11-5	309	108	178	23	81/222	5,559	1,057	5.3	2,000	450	4.4	3,559	3,768	577/325/	13	78-43.5	109-953	25-17	338	36	9	23	4	0	30/30	1/6	30/35	31:01			
WC	1/3	vs NE	[W]	14	3	11	0	5/15	206	65	3.2	35	19	1.8	171	2-19	190	44/21/	1	8-47.3	6-50	4-2	10	1	1	0	0	1/1	-	1/1	28:00	
DIV	1/10	at NYJ	[L]	29	11	17	1	10/14	429	77	5.6	151	39	3.9	278	2-6	284	36/24/	1	2-34.5	5-38	2-2	34	4	3	1	0	0	4/4	-	2/2	39:16

JACKSONVILLE JAGUARS 1997 OFFENSE GAME-BY-GAME

Wk.	Date	Opp	FIRST DOWNS			TOT. OFFENSE			RUSHING			PASSING			PUNTS			FUM.			Tot.												
			Tot	Run	Pass	Pen	Down	Yards	Plays	Avg.	Yards	Att.	Avg.	Sacks	Gross	Att./	Cmp./	Int.	Avg.	Yards		Lost	Pts.	TD	Rn	Ps	Rt	Sfty	PAT	2PT	FGS	T.O.P.	
1	8/31	at BAL	[W]	19	6	13	0	7/14	411	63	6.5	108	31	3.5	303	3-14	317	29/	23/	0	5-45.2	11-64	1-1	28	4	2	2	0	0	4/4	-	0/1	31:59
2	9/7	vs NYG	[W]	22	7	12	3	6/17	375	75	5.0	123	39	3.2	252	1-0	252	35/	23/	0	6-51.5	9-71	1-1	40	4	4	0	0	0	4/4	-	4/4	39:39
4	9/22	vs PIT	[W]	23	5	16	2	9/17	343	72	4.8	40	26	1.5	303	3-25	328	43/	25/	0	1-38.0	4-35	0-0	30	3	1	1	1	0	3/3	-	3/5	33:55
5	9/28	at WAS	[L]	11	3	8	0	3/13	204	56	3.6	70	22	3.2	134	3-19	153	31/	16/	2	3-46.0	7-68	0-0	12	0	0	0	0	0	0/0	-	4/4	24:52
6	10/5	vs CIN	[W]	21	8	10	3	6/12	308	63	4.9	160	33	4.8	148	3-16	164	27/	14/	0	5-50.6	5-40	1-0	21	3	0	3	0	0	3/3	-	0/1	30:37
7	10/12	vs PHI	[W]	21	12	8	1	2/7	306	48	6.4	149	24	6.2	157	4-6	163	20/	15/	0	4-48.5	7-35	2-1	38	5	5	0	0	0	5/5	-	1/1	23:30
8	10/19	at DAL	[L]	15	3	11	1	5/11	271	51	5.3	42	18	2.3	229	2-13	242	31/	21/	1	5-53.8	10-98	0-0	22	3	0	3	0	0	2/2	1/1	0/0	26:36
9	10/26	at PIT ot	[L]	16	3	11	2	4/14	267	58	4.6	73	23	3.2	194	4-20	214	31/	15/	1	7-36.1	11-69	3-0	17	2	0	2	0	0	2/2	-	1/1	24:20
10	11/2	at TEN	[W]	17	7	9	1	6/16	290	65	4.5	135	31	4.4	155	3-14	169	31/	17/	1	4-51.8	6-65	1-1	30	3	1	1	1	0	3/3	-	3/3	33:24
11	11/9	vs KC	[W]	16	8	8	0	0/8	332	51	6.5	150	27	5.6	182	3-17	199	21/	9/	1	7-42.3	5-39	1-1	24	3	2	1	0	0	3/3	-	1/1	23:46
12	11/16	vs TEN	[W]	21	6	14	1	8/15	352	68	5.2	103	36	2.9	249	2-18	267	30/	22/	0	5-45.2	4-58	2-2	17	2	1	1	0	0	2/2	-	1/1	32:53
13	11/23	at CIN	[L]	20	7	12	1	3/10	415	58	7.2	135	24	5.6	280	1-6	286	33/	20/	1	1-56.0	5-41	2-2	26	2	1	1	0	0	2/2	-	4/4	24:06
14	11/30	vs BAL	[W]	23	7	14	2	7/16	404	72	5.6	91	31	2.9	313	1-4	317	40/	25/	1	2-41.5	11-122	0-0	29	2	1	1	0	0	2/2	-	5/5	35:11
15	12/7	vs NE	[L]	23	10	12	1	8/15	341	73	4.7	107	27	4	234	4-17	251	42/	25/	0	3-38.3	9-63	2-2	20	3	0	2	1	0	2/2	0/1	0/1	32:29
16	12/14	at BUF	[W]	20	5	15	0	4/13	388	65	6.0	91	31	2.9	297	2-20	317	32/	24/	1	4-38.5	3-35	0-0	20	2	2	0	0	0	2/2	-	2/2	31:33
17	12/21	at OAK	[W]	20	6	14	0	4/11	417	60	7.0	143	31	4.6	274	1-9	283	28/	19/	0	4-36.8	3-11	1-0	20	2	0	2	0	0	2/2	-	2/2	28:25
Totals	11-5	308	103	187	18	82/209	5,424	998	5.4	1,720	454	3.8	3,704	3,704	40-218	3922	504/	313/	9	66-44.9	110-914	17-11	394	43	20	20	3	0	41/41	1/2	31/36	29:40	
WC 12/27	at DEN	[L]	14	3	9	2	3/10	237	49	4.8	50	14	3.6	187	3-16	203	32/	18/	1	4-29.5	9-54	1-1	17	2	1	0	1	0	2/2	-	1/1	19:01	

JACKSONVILLE JAGUARS 1997 DEFENSE GAME-BY-GAME

Wk.	Date	Opp	FIRST DOWNS			TOT. OFFENSE			RUSHING			PASSING			PUNTS			FUM.			Tot.												
			Tot	Run	Pass	Pen	Down	Yards	Plays	Avg.	Yards	Att.	Avg.	Sacks	Gross	Att./	Cmp./	Int.	Avg.	Yards		Lost	Pts.	TD	Rn	Ps	Rt	Sfty	PAT	2PT	FGS	T.O.P.	
1	8/31	at BAL	[W]	22	5	16	1	7/13	373	61	6.1	72	17	4.2	301	3-21	322	41/	24/	3	3-43.7	3-20	0-0	27	3	0	3	0	0	3/3	-	2/2	28:01
2	9/7	vs NYG	[W]	13	3	8	2	2/12	206	53	3.9	39	16	2.4	167	2-15	182	35/	16/	1	9-45.2	9-79	2-2	13	2	1	1	0	0	1/1	0/1	0/0	20:21
4	9/22	vs PIT	[W]	19	7	10	2	5/9	306	48	6.4	153	30	5.1	153	2-2	155	16/	11/	1	2-39.0	6-82	1-1	21	3	1	2	0	0	3/3	-	0/1#	26:05
5	9/28	at WAS	[L]	20	7	13	0	11/17	336	70	4.8	113	42	2.7	223	4-21	244	24/	16/	1	2-42.5	2-15	2-2	24	3	0	3	0	0	3/3	-	1/2	35:08
6	10/5	vs CIN	[W]	17	10	6	1	5/14	348	61	5.7	148	29	5.1	200	5-32	232	27/	16/	0	5-46.4	11-80	0-0	13	2	2	0	0	0	1/2#	-	0/0	29:23
7	10/12	vs PHI	[W]	23	4	18	1	8/16	393	73	5.4	90	27	3.3	303	4-22	325	42/	27/	1	#5-32.0	8-65	2-1	21	3	0	3	0	0	3/3	-	0/1	36:30
8	10/19	at DAL	[L]	24	6	15	3	7/14	337	67	5.0	99	33	3	238	2-24	262	32/	21/	0	3-44.0	4-40	1-0	26	3	1	2	0	0	2/2	0/1	2/3	33:24
9	10/26	at PIT ot	[L]	26	8	17	1	9/17	439	82	5.4	141	37	3.8	298	3-19	317	42/	25/	1	5-42.6	5-54	3-2	23	3	1	2	0	0	2/2	-	1/1	41:27
10	11/2	at TEN	[W]	15	6	8	1	4/11	302	51	5.9	107	27	4	195	2-16	211	22/	13/	1	3-50.0	9-59	3-1	24	3	2	0	1	0	3/3	-	1/3	26:36
11	11/9	vs KC	[W]	22	9	13	0	7/18	413	85	4.9	148	29	5.1	265	6-49	314	50/	29/	2	4-46.0	6-48	5-3	10	1	0	1	0	0	0/0	0/1	1/2	27:07
12	11/16	vs TEN	[W]	17	6	9	2	3/12	320	56	5.7	136	33	4.1	184	0-0	184	23/	9/	2	6-42.0	6-37	0-0	9	1	0	1	0	0	0/0	-	1/1	36:14
13	11/23	at CIN	[L]	24	10	13	1	7/15	327	73	4.5	124	36	3.4	203	1-8	211	36/	26/	0	6-34.8	5-79	1-0	31	4	2	2	0	0	4/4	-	1/1	35:54
14	11/30	vs BAL	[W]	17	6	9	2	5/12	221	55	4.0	58	22	2.6	163	4-25	188	29/	18/	0	6-43.0	6-71	1-0	27	4	1	2	1	0	3/3	0/1	0/0	24:49
15	12/7	vs NE	[L]	16	1	14	1	4/13	282	57	4.9	55	20	2.9	227	2-7	234	35/	26/	0	4-41.5	5-31	1-0	26	2	0	2	0	0	2/2	-	4/5	27:31
16	12/14	at BUF	[W]	24	12	10	2	9/17	335	76	4.4	143	33	4.3	192	2-18	210	41/	19/	1	4-37.8	0-0	3-2	14	1	1	0	0	0	0/0	1/1	2/2	28:27
17	12/21	at OAK	[W]	19	7	11	1	9/16	300	67	4.5	108	24	4.5	192	6-52	244	37/	24/	0	6-42.0	5-40	1-1	9	1	0	1	0	0	0/0	0/1	1/1	31:35
Totals	11-5	318	107	190	21	102/226	5,238	1,035	5.1	1,734	455	3.8	3,504	3,504	48-331	3885	532/	320/	14	73-41.9	90-800	26-15	318	39	12	24	3	0	31/32	1/6	17/25	30:20	
WC 12/27	at DEN	[L]	28	18	8	2	12/16	511	76	6.7	310	49	6.3	201	3-22	223	24/	16/	0	3-33.0	9-94	3-2	42	6	5	1	0	0	6/6	-	0/0	40:59	

JACKSONVILLE JAGUARS 1996 OFFENSE GAME-BY-GAME

Wk.	Date	Opp	FIRST DOWNS			3 RD			TOT. OFFENSE			RUSHING			PASSING			PUNTS			FUM.			Tot.			T.O.P.						
			Tot	Run	Pass	Pen	Down	Yds	Plays	Avg.	Yards	Att.	Avg.	Yards	Sacks	Gross	Att./	Cmp./	Int.	Avg.	Yards	Pen.	Lost	Pts.	TD	Rn		Ps	Rt	Sfty	PAT	2PT	Fgs
1	9/ 1	vs PIT	[W]	22	7	12	3	10/16	313	71	4.4	119	36	3.3	194	4-18	212	31/ 20/	2	5-41.4	4-35	1-0	24	3	1	2	0	0	3/3	-	1/1	35:06	
2	9/ 8	vs HOU	[L]	26	7	18	1	1/6	370	61	6.1	72	21	3.4	298	2-4	302	38/ 27/	2	1-48.0	6-55	2-1	27	3	1	2	0	0	3/3	-	1/1	31:15	
3	9/15	at OAK	[L]	14	2	9	3	2/13	270	61	4.4	69	21	3.3	201	3-16	217	37/ 18/	2	7-36.6	8-58	1-0	3	0	0	0	0	0/0	-	1/1	31:41		
4	9/22	at NE ot	[L]	12	1	11	0	5/14	442	52	8.5	29	11	2.6	413	2-19	432	39/ 23/	1	5-40.6	17-148	2-1	25	3	0	3	0	0	2/2	1/1	1/2	24:58	
5	9/29	vs CAR	[W]	22	10	11	1	8/14	378	68	5.6	179	38	4.7	199	3-15	214	27/ 15/	1	6-51.7	13-118	2-1	24	3	2	1	0	0	3/3	-	1/1	34:59	
6	10/ 6	at NO	[L]	22	7	12	3	6/15	382	70	5.5	141	34	4.1	241	1-9	250	35/ 28/	0	3-41.0	10-99	3-2	13	1	0	1	0	0	1/1	-	2/3	37:19	
7	10/13	vs NYJ	[W]	10	2	7	1	5/14	289	51	5.7	72	23	3.1	217	5-31	248	23/ 14/	0	7-39.3	15-123	2-0	21	2	0	2	0	0	1/1	1/1	2/2	26:57	
8	10/20	at STL	[L]	36	10	24	2	11/14	538	87	6.2	118	33	3.5	420	2-1	421	52/ 37/	5	0-0.0	3-15	2-1	14	2	2	0	0	0	2/2	-	0/0	41:34	
9	10/27	at CIN	[L]	19	8	10	1	5/13	338	63	5.4	149	28	5.3	189	4-26	215	31/ 18/	2	7-43.6	8-48	2-0	21	3	2	1	0	0	3/3	-	0/0	28:24	
11	11/10	vs BAL	[W]	22	3	17	2	4/12	418	63	6.6	86	20	4.3	332	6-22	354	37/ 24/	1	4-49.3	8-65	1-1	30	3	2	1	0	0	1/1	1/2	3/3	26:27	
12	11/17	at PIT	[L]	20	2	14	4	3/12	239	71	3.4	78	18	4.3	161	6-54	215	47/ 28/	2	8-43.4	12-84	5-2	3	0	0	0	0	0/0	-	1/1	33:21		
13	11/24	at BAL ot	[W]	23	5	16	2	9/16	374	75	5.0	82	27	3.0	292	2-14	306	46/ 28/	2	4-50.8	13-80	1-0	28	3	1	2	0	0	2/2	1/1	2/3	35:25	
14	12/ 1	vs CIN	[W]	19	3	16	0	3/11	422	58	7.3	66	23	2.9	356	1-0	356	34/ 21/	0	3-51.7	5-44	1-0	30	2	0	1	1	0	1/1	1/1	5/5	27:22	
15	12/ 8	at HOU	[W]	19	8	8	3	6/14	279	63	4.4	114	35	3.3	165	3-7	172	25/ 15/	0	3-47.3	2-10	1-1	23	2	2	0	0	0	2/2	-	3/4	30:44	
16	12/15	vs SEA	[W]	18	7	10	1	5/12	351	60	5.9	133	31	4.3	218	3-13	231	26/ 19/	0	3-36.7	2-21	2-0	20	2	0	2	0	0	2/2	-	2/3	30:35	
17	12/22	vs ATL	[W]	21	8	13	0	4/11	357	64	5.6	143	32	4.5	214	3-8	222	29/ 18/	0	3-45.0	1-3	0-0	19	1	1	0	0	0	1/1	-	4/4	30:43	
Totals				9-7	325	90	208	27	87/208	5,760	1,038	5.5	1,650	431	3.8	4,110	50-257	4,367	557/ 353/	20	69-43.7	127-1006	29-10	325	33	13	19	1	0	27/27	5/6	30/36	31:18
WC 12/28	at BUF		[W]	18	5	13	0	7/17	409	70	5.8	184	35	5.3	225	2-14	239	33/ 18/	2	5-50.6	6-42	0-0	30	3	1	1	1	0	3/3	-	3/4	33:06	
DIV 1/ 4	at DEN		[W]	22	9	11	2	8/15	443	67	6.6	203	36	5.6	240	2-5	245	29/ 18/	0	3-39.7	3-18	0-0	30	3	1	2	0	0	3/3	-	3/3	32:24	
AFC 1/12	at NE		[L]	18	6	12	0	5/14	289	72	4	101	33	3.1	188	1-2	190	38/ 20/	2	5-36.4	4-23	3-2	6	0	0	0	0	0	0/0	-	2/2	34:43	

JACKSONVILLE JAGUARS 1996 DEFENSE GAME-BY-GAME

Wk.	Date	Opp	FIRST DOWNS			3 RD			TOT. OFFENSE			RUSHING			PASSING			PUNTS			FUM.			Tot.			T.O.P.						
			Tot	Run	Pass	Pen	Down	Yds	Plays	Avg.	Yards	Att.	Avg.	Yards	Sacks	Gross	Att./	Cmp./	Int.	Avg.	Yards	Pen.	Lost	Pts.	TD	Rn		Ps	Rt	Sfty	PAT	2PT	Fgs
1	9/ 1	vs PIT	[W]	13	8	5	0	3-12	187	52	3.6	101	25	4.0	86	4-21	107	23/ 12/	1	6-39.5	7-40	2-1	9	0	0	0	0	0/0	-	3/3	24:54		
2	9/ 8	vs HOU	[L]	21	9	10	2	6-11	401	54	7.4	181	31	5.8	220	1-6	226	22/ 14/	0	2-43.5	7-60	2-1	34	4	1	3	0	0	4/4	-	2/2	28:45	
3	9/15	at OAK	[L]	18	5	12	1	5-13	331	58	5.7	134	30	4.5	197	1-3	200	27/ 18/	2	5-42.4	10-90	3-1	17	2	0	1	0	2/2	-	1/1	28:19		
4	9/22	at NE ot	[L]	26	9	14	3	7-17	353	79	4.5	123	31	4.0	230	4-25	255	44/ 27/	1	2-38.0	6-30	1-1	28	2	1	1	0	0	1/2	-	5/6	37:38	
5	9/29	vs CAR	[W]	21	1	14	6	5-13	272	63	4.3	57	21	2.7	215	5-46	261	37/ 17/	0	7-43.1	7-41	4-2	14	2	0	2	0	0	1/2	1/1	0/1	25:01	
6	10/ 6	at NO	[L]	11	3	6	2	3-11	197	47	4.2	36	19	1.9	161	0-0	161	28/ 15/	1	6-36.7	10-68	0-0	17	2	1	1	0	0	2/2	-	1/1	22:41	
7	10/13	vs NYJ	[W]	24	5	15	4	8-17	367	74	5.0	91	30	3.0	276	0-0	276	44/ 23/	2	4-48.5	3-25	1-0	17	2	0	2	0	0	2/2	-	1/2	33:03	
8	10/20	at STL	[L]	9	5	3	1	4-10	204	39	5.2	83	20	4.2	121	2-8	129	17/ 9/	1	5-48.6	7-55	2-0	17	2	0	1	0	2/2	-	1/1	18:26		
9	10/27	at CIN	[L]	16	5	11	0	9-17	267	67	4.0	60	31	1.9	207	5-42	249	31/ 20/	0	6-47.7	5-33	0-0	28	4	2	2	0	0	4/4	-	0/0	31:36	
11	11/10	vs BAL	[W]	24	9	14	1	4-10	387	67	5.8	152	36	4.2	235	4-18	253	27/ 17/	0	5-35.8	6-78	3-3	27	3	0	3	0	0	3/3	-	2/2	33:33	
12	11/17	at PIT	[L]	15	9	6	0	7-15	198	59	3.4	108	32	3.4	90	2-19	109	25/ 7/	1	6-39.8	6-58	1-0	28	4	1	2	1	0	4/4	-	0/1	26:39	
13	11/24	at BAL ot	[W]	29	7	19	3	8-15	460	81	5.7	104	30	3.5	356	1-10	366	50/ 31/	0	3-42.3	7-109	2-2	25	2	1	0	1	0	1/1	0/1	4/5	33:41	
14	12/ 1	vs CIN	[W]	27	10	16	1	6-13	485	70	6.9	172	31	5.5	313	0-0	313	39/ 23/	2	3-34.3	5-25	0-0	27	3	0	3	0	0	3/3	-	2/3	32:38	
15	12/ 8	at HOU	[W]	21	7	14	0	5-11	361	62	5.8	74	20	3.7	287	5-21	308	37/ 24/	1	3-44.3	4-45	4-3	17	2	1	1	0	0	2/2	-	1/2	29:16	
16	12/15	vs SEA	[W]	19	8	10	1	6-14	306	62	4.9	159	29	5.5	147	2-9	156	31/ 16/	1	4-41.5	5-33	1-0	13	1	0	1	0	0	1/1	-	2/2	29:25	
17	12/22	vs ATL	[W]	21	10	11	0	7-12	309	58	5.3	146	31	4.7	163	1-9	172	26/ 17/	0	4-43.8	2-10	0-0	17	2	1	1	0	0	2/2	-	1/2	29:17	
Totals				9-7	316	110	181	25	93/211	5,095	993	5.1	1,781	447	4.0	3,314	37-237	3,551	509/ 291/	13	71-42.0	97-800	26-14	335	37	9	24	4	0	33/35	1/2	26/34	28:42
WC 12/28	at BUF		[W]	19	5	14	0	5-15	308	68	4.5	92	29	3.2	216	3-30	246	36/ 22/	1	5-43.2	6-39	4-2	27	3	1	1	1	0	3/3	-	2/2	26:54	
DIV 1/ 4	at DEN		[W]	21	7	13	1	6-12	351	60	5.9	126	21	6.0	225	1-1	226	38/ 25/	0	5-42.6	8-64	1-0	27	4	2	2	0	0	1/2	1/2	0/0	27:36	
AFC 1/12	at NE		[L]	13	6	7																											

JACKSONVILLE JAGUARS 1995 OFFENSE GAME-BY-GAME

Wk.	Date	Opp	FIRST DOWNS			TOT. OFFENSE			RUSHING			PASSING			PUNTS			FUM.			T.O.P.												
			Tot	Run	Pass	Pen	3 RD	DOWN	Yards	Plays	Avg.	Yards	Att.	Avg.	Net	Sacks	Gross	Att./	Cmp./	Int.		Avg.	Yards	Pen.	Lost	Phs.	TD	Rn	Ps	Rt	Sfty	PAT	2PT
1	9/3	vs HOU	[L]	10	6	4	0	2/12	146	52	2.8	101	22	4.6	45	4-24	69	26/	10/	1	8-43.1	6-30	2-1	3	0	0	0	0	0	0/0	-	1/2	24:16
2	9/10	at CIN	[L]	14	5	8	1	7/17	259	66	3.9	119	29	4.1	140	7-39	179	30/	12/	1	6-41.5	7-59	1-1	17	2	1	1	0	0	2/2	-	1/1	29:58
3	9/17	at NYJ	[L]	20	11	6	3	7/17	251	74	3.4	146	35	4.2	105	6-33	138	33/	15/	1	6-46.5	8-44	3-2	10	1	0	1	0	0	1/1	-	1/1	27:48
4	9/24	vs GB	[L]	13	2	10	1	5/15	201	57	3.5	76	23	3.3	125	5-31	156	29/	16/	0	8-45.4	8-52	0-0	14	2	0	2	0	0	2/2	-	0/0	26/09
5	10/1	at HOU	[W]	16	5	7	4	1/8	219	50	4.4	68	20	3.4	151	3-23	174	27/	15/	1	5-46.2	7-58	2-2	17	2	1	1	0	0	2/2	-	1/1	25/52
6	10/8	vs PIT	[W]	17	6	10	1	3/14	267	63	4.2	96	29	3.3	171	4-18	189	30/	17/	0	8-48.5	5-86	1-0	20	2	1	1	0	0	2/2	-	2/2	32/06
7	10/15	vs CHI	[L]	26	7	16	3	6/13	409	72	5.7	121	23	5.3	288	1-14	302	48/	30/	1	1-55.0	8-51	0-0	27	3	0	3	0	0	3/3	-	2/4	31:10
8	10/22	at CLE	[W]	24	12	9	3	12/17	315	74	4.3	159	45	3.5	156	1-8	164	28/	16/	1	3-37.0	10-64	2-1	23	3	1	1	1	0	2/3	-	1/1	32:24
9	10/29	at PIT	[L]	14	4	9	1	2/14	229	60	3.8	84	20	4.2	145	7-44	189	33/	18/	0	9-41.0	8-67	2-1	7	1	0	1	0	0	1/1	-	0/0	28:36
11	11/12	vs SEA	[L]	19	10	6	3	2/7	266	51	5.2	161	28	5.8	105	3-16	121	20/	13/	1	3-46.3	9-75	2-1	30	3	2	1	0	0	3/3	-	3/3	25:57
12	11/19	at TB	[L]	19	6	12	1	5/13	350	59	5.9	87	23	3.8	263	3-10	273	33/	24/	1	6-41.8	6-42	1-0	16	2	1	1	0	0	1/1	-	2/4	30:26
13	11/26	vs CIN	[L]	18	4	13	1	4/12	295	58	5.1	78	20	3.9	217	4-28	245	34/	18/	1	4-46.0	8-104	4-1	13	1	0	1	0	0	1/1	-	2/4	30:26
14	12/3	at DEN	[L]	13	2	11	0	3/12	260	52	5.0	69	21	3.3	191	3-7	198	28/	15/	1	5-43.2	10-67	1-1	23	3	0	1	2	0	2/2	0/1	1/1	28:43
15	12/10	vs IND	[L]	27	7	16	4	7/13	424	66	6.4	126	25	5.0	298	2-14	312	39/	26/	1	2-42.5	6-55	1-1	31	4	1	3	0	0	4/4	-	1/2	31:18
16	12/17	at DET	[L]	15	7	6	2	5/11	235	51	4.6	109	20	5.5	126	3-34	160	28/	13/	4	3-45.3	8-67	1-1	0	0	0	0	0	0	0/0	-	0/1	23:59
17	12/24	vs CLE	[W]	18	6	11	1	3/10	373	57	6.5	105	27	3.9	268	1-7	275	29/	17/	0	5-38.0	7-49	0-0	24	2	1	1	0	0	1/1	1/1	3/3	28:08
Totals	4-12	283	100	154	29	74/205	4,495	962	4.7	1,705	410	4.2	2,790	57-354	3,144	495/	275/	15	82-43.8	121-970	23-13	275	31	9	19	3	0	27/28	1/3	20/27	28:37		

JACKSONVILLE JAGUARS 1995 DEFENSE GAME-BY-GAME

Wk.	Date	Opp	FIRST DOWNS			TOT. OFFENSE			RUSHING			PASSING			PUNTS			FUM.			T.O.P.												
			Tot	Run	Pass	Pen	3 RD	DOWN	Yards	Plays	Avg.	Yards	Att.	Avg.	Net	Sacks	Gross	Att./	Cmp./	Int.		Avg.	Yards	Pen.	Lost	Phs.	TD	Rn	Ps	Rt	Sfty	PAT	2PT
1	9/3	vs HOU	[L]	14	8	6	0	6/16	240	64	3.8	160	41	3.9	80	0-0	80	23/	13/	0	9-44.4	10-69	3-1	10	1	0	1	0	0	1/1	-	1/1	35:44
2	9/10	at CIN	[L]	17	5	11	1	6/14	346	63	5.5	118	30	3.9	228	3-19	247	30/	20/	0	4-40.3	6-49	2-2	24	3	1	2	0	0	3/3	-	1/2	30:02
3	9/17	at NYJ	[L]	23	3	18	2	7/15	375	69	5.4	79	26	3.0	296	0-0	296	43/	27/	1	5-39.0	5-46	0-0	27	3	0	3	0	0	3/3	-	2/2	32:12
4	9/24	vs GB	[L]	16	5	10	1	9/16	322	61	5.3	129	29	4.4	193	2-9	202	30/	20/	1	4-49.0	9-70	2-0	24	3	1	2	0	0	3/3	-	1/2	33:51
5	10/1	at HOU	[W]	19	9	9	1	11/19	297	77	3.9	91	28	3.3	206	2-19	225	47/	27/	1	4-44.8	7-70	3-2	16	1	0	1	0	0	1/1	-	3/4	34:08
6	10/8	vs PIT	[W]	16	4	9	3	3/13	350	58	6.0	68	23	3.0	282	0-0	282	35/	19/	0	5-42.0	5-35	3-1	16	1	0	1	0	0	1/1	-	3/3	27:54
7	10/15	vs CHI	[L]	23	9	13	1	8/14	380	62	6.1	135	33	4.1	245	0-0	245	29/	17/	0	1-29.0	4-46	0-0	30	3	0	3	0	0	3/3	-	3/3	28:50
8	10/22	at CLE	[W]	20	3	14	3	6/12	387	59	6.6	89	24	3.7	298	1-1	299	34/	20/	2	2-40.5	6-66	2-2	15	1	0	1	0	0	0/0	0/1	3/3	27:36
9	10/29	at PIT	[L]	20	9	9	2	3/10	316	58	5.4	138	33	4.2	178	0-0	178	25/	17/	0	6-37.2	6-59	2-1	24	3	1	2	0	0	3/3	-	1/1	31:24
11	11/12	vs SEA	[L]	26	12	12	2	8/14	481	73	6.6	246	40	6.2	235	2-9	244	31/	18/	1	3-48.0	10-129	1-0	47	6	4	2	0	1	6/6	-	1/1	34:05
12	11/19	at TB	[L]	17	11	5	1	2/9	246	54	4.6	145	33	4.4	101	1-2	103	20/	9/	0	6-45.5	2-20	0-0	17	2	2	0	0	2/2	-	1/1	29:00	
13	11/26	vs CIN	[L]	21	7	12	2	6/13	323	66	4.9	113	27	4.2	210	0-0	210	39/	19/	3	4-42.8	14-98	0-0	17	2	1	1	0	0	2/2	-	1/1	29:34
14	12/3	at DEN	[L]	20	7	13	0	8/13	397	67	5.9	111	33	3.4	286	0-0	286	34/	22/	1	3-29.0	2-10	2-2	31	4	0	4	0	0	4/4	-	1/1	31:17
15	12/10	vs IND	[L]	15	9	6	0	8/13	219	52	4.2	91	35	2.6	128	1-1	129	16/	9/	0	2-43.0	6-72	0-0	41	5	2	2	1	0	5/5	-	2/2	28:42
16	12/17	at DET	[L]	28	11	13	4	7/14	386	71	5.4	156	41	3.8	230	2-3	233	28/	19/	0	1-28.0	3-51	1-1	44	5	3	2	0	0	5/5	-	3/3	36:01
17	12/24	vs CLE	[W]	26	9	17	0	9/17	450	76	5.9	134	28	4.8	316	3-9	325	45/	28/	3	2-50.5	7-70	1-1	21	3	2	1	0	0	3/3	-	0/1	31:52
Totals	4-12	320	121	177	22	107/222	5,515	1,050	5.4	2,003	504	4.0	3,512	17-72	3,584	509/	304/	13	61-42.0	102-958	22-11	404	46	17	28	1	0	45/45	0/1	27/31	31:23		



JAGUARS RECORD BOOK
REGULAR SEASON WEEK 9 AT KANSAS CITY

TEAM RECORDS

ALL-TIME TEAM SPLITS

ALL-TIME RECORDS

All-Time Record (Regular Season & Playoffs)	159-195 (.449)
Regular Season Record	153-189 (.447)
at Home	93-79 (.540)
on Road	61-110 (.357)
Postseason Record	5-6 (.455)
at Home	2-1 (.667)
on Road	3-5 (.375)

vs. AFC/NFC OPPONENTS

Record vs. AFC Opponents	117-141 (.453)
at Home	68-62 (.523)
on Road	49-79 (.383)
vs. AFC East	15-25 (.375)
at Home	8-12 (.400)
on Road	7-13 (.350)
vs. AFC North	12-18 (.400)
at Home	6-9 (.400)
on Road	6-9 (.400)
vs. AFC South	33-53 (.384)
at Home	20-23 (.465)
on Road	13-30 (.302)
vs. AFC West	18-22 (.450)
at Home	12-9 (.571)
on Road	6-13 (.316)
Record vs. NFC Opponents	37-48 (.435)
at Home	25-17 (.595)
on Road	12-31 (.279)
vs. NFC East	11-13 (.458)
at Home	8-4 (.667)
on Road	3-9 (.250)
vs. NFC North	6-8 (.429)
at Home	3-4 (.429)
on Road	3-4 (.429)
vs. NFC South	6-10 (.375)
at Home	5-3 (.625)
on Road	1-7 (.125)
vs. NFC West	10-10 (.500)
at Home	7-3 (.700)
on Road	3-7 (.300)

vs. AFC CENTRAL/AFC SOUTH

Record vs. Own Division	72-75 (.490)
vs. AFC Central (1995-2001)	39-23 (.629)
at Home	22-9 (.710)
on Road	17-14 (.548)
vs. AFC South (2002-present)	33-53 (.384)
at Home	20-23 (.465)
on Road	13-30 (.302)

RECORDS BY MONTH

Record in August	1-0 (1.000)
at Home	0-0 (.000)
on Road	1-0 (1.000)
Record in September	33-44 (.429)
at Home	19-19 (.500)
on Road	14-25 (.359)
Record in October	33-53 (.384)
at Home	18-23 (.439)
on Road	15-30 (.333)
Record in November	44-37 (.543)
at Home	27-14 (.659)
on Road	17-23 (.425)
Record in December	39-51 (.433)
at Home	24-23 (.511)
on Road	15-28 (.349)
Record in January	4-4 (.500)
at Home	3-0 (1.000)
on Road	1-4 (.200)

RECORDS BY GAME DAY

Record on Monday	8-7 (.533)
at Home	7-4 (.636)
on Road	1-3 (.250)
Record on Thursday	4-6 (.400)
at Home	4-4 (.500)
on Road	0-2 (.000)
Record on Saturday	1-2 (.333)
at Home	0-0 (.000)
on Road	1-2 (.333)
Record on Sunday	141-174 (.447)
at Home	82-71 (.535)
on Road	59-103 (.364)

DAY & NIGHT SPLITS

Day Games	137-170 (.446)
at Home	78-67 (.537)
on Road	59-103 (.364)
Night Games	17-19 (.472)

at Home	15-12 (.556)
on Road	2-7 (.222)
on Monday	8-7 (.533)
at Home	7-4 (.636)
on Road	1-3 (.250)
on Thursday	4-6 (.400)
at Home	4-4 (.500)
on Road	0-2 (.000)
on Saturday	5-6 (.455)
at Home	4-4 (.500)
on Road	1-2 (.333)

RECORDS BY TIME ZONE

Eastern Time Zone	124-134 (.480)
Central Time Zone	23-39 (.371)
Mountain Time Zone	3-3 (.500)
Pacific Time Zone	2-11 (.154)

VENUE SPLITS

Grass Surface	132-139 (.487)
Artificial Turf Surface	22-50 (.306)
Dome	6-18 (.250)

SCORING SPLITS

Scoring First	104-49 (.680)
at Home	63-22 (.741)
on Road	41-27 (.603)
Opponent Scores First	50-140 (.263)
at Home	30-57 (.345)
on Road	20-83 (.194)
Scoring 20-Plus Points	124-54 (.697)
at Home	77-21 (.786)
on Road	47-33 (.586)
Scoring Less Than 20 Points	38-145 (.208)
at Home	21-63 (.250)
on Road	17-82 (.172)
Allowing 20-Plus Points	50-157 (.242)
at Home	27-66 (.290)
on Road	23-91 (.202)
Allowing Less Than 20 Points	113-44 (.720)
at Home	71-20 (.780)
on Road	42-24 (.636)
Games Decided by < 7 Points	88-186 (.321)
at Home	49-78 (.391)
on Road	38-108 (.260)
Games Decided by < 3 Points	39-185 (.174)
at Home	22-77 (.222)
on Road	17-108 (.136)
Led after 1st Quarter	89-36 (.712)
Trailing after 1st Quarter	41-117 (.259)
Led at Halftime	105-28 (.789)
Trailing at Halftime	34-141 (.194)
Tied at Halftime	16-20 (.444)
Led after 3rd Quarter	118-28 (.808)
Trailing after 3rd Quarter	26-148 (.149)
Overtime Games	7-8 (.467)
at Home	3-1 (.750)
on Road	4-7 (.364)

SPLIT-SEASON RECORDS

Record on Kickoff Weekend	11-11 (.500)
at Home	7-6 (.538)
on Road	4-5 (.444)
Day Games	11-11 (.500)
Night Games	0-0 (.000)
Record During Season's First Half (Games 1-8)	72-103 (.411)
at Home	43-43 (.500)
on Road	29-60 (.326)
Record During Season's Second Half (Games 9-16)	82-86 (.488)
at Home	50-36 (.581)
on Road	32-50 (.390)

COIN-TOSS RESULTS

Won Coin Toss (since 1999)	54-81 (.400)
at Home	30-38 (.441)
on Road	24-43 (.358)
Lost Coin Toss (since 1999)	64-79 (.448)
at Home	39-32 (.549)
on Road	25-47 (.347)

MISCELLANEOUS

Positive Turnover Ratio	105-40 (.724)
Negative Turnover Ratio	17-112 (.132)
Turnover Ratio is Even	32-37 (.464)
Time of Possession > 30:00	106-69 (.606)
Time of Possession < 30:00	48-120 (.286)
Have 300 Net Passing Yards	16-20 (.444)
Have 100-Yard Rusher	59-28 (.678)
Have 100-Yard Receiver	41-56 (.423)
Have Two 100-Yard Receivers	6-7 (.462)

CAREER RECORDS

SERVICE

SEASONS	
Brad Meester (2000-13)	14
MARCEDES LEWIS (2006-16)	11
Josh Scobee (2004-14)	11
Fred Taylor (1998-2008)	11
Jimmy Smith (1995-2005)	11
Rashean Mathis (2003-12)	10
Rob Meier (2000-08)	10
Greg Jones (2004-12)	9
Daryl Smith (2004-12)	9
David Garrard (2002-10)	9
Maurice Williams (2001-09)	9
Paul Spicer (2000-08)	9
Donovin Darius (1998-2006)	9
Mark Brunell (1995-2003)	9
Maurice Jones-Drew (2006-13)	8
Vince Manuwai (2003-10)	8
John Henderson (2002-09)	8
Joe Zelenka (2001-08)	8
Kyle Brady (1999-2006)	8
Tony Brackens (1996-2003)	8
Tony Boselli (1995-2001)	8
Mike Hollis (1995-2001)	8

GAMES PLAYED	
Brad Meester (2000-13)	209
Jimmy Smith (1995-2005)	171
Josh Scobee (2004-14)	168
MARCEDES LEWIS (2006-16)	151
Fred Taylor (1998-2008)	140
Rob Meier (2000-08)	138
Rashean Mathis (2003-12)	137
Joe Zelenka (2001-08)	128
Daryl Smith (2004-12)	126
John Henderson (2002-09)	124

CONSECUTIVE GAMES PLAYED	
Joe Zelenka (2001-08)	128
Josh Scobee (2007-14)	119
Tyson Alualu (2010-15)	96
Bryan Barker (1995-2000)	96
Brad Meester (2000-05)	92
Brad Meester (2008-13)	89
Jimmy Smith (1995-2000)	88
Marcus Stroud (2001-06)	86
John Henderson (2002-06)	82
Mike Hollis (1995-2000)	82

GAMES STARTED	
Brad Meester (2000-13)	209
Jimmy Smith (1995-2005)	150
Fred Taylor (1998-2008)	136
MARCEDES LEWIS (2006-16)	136
Rashean Mathis (2003-12)	129
Daryl Smith (2004-12)	124
John Henderson (2002-09)	120
Mark Brunell (1995-2003)	117
Donovin Darius (1998-2006)	115
Kyle Brady (1999-2006)	110

CONSECUTIVE GAMES STARTED	
Brad Meester (Sept. 3, 2000-Dec. 4, 2005)	92
Brad Meester (Oct. 26, 2008-Dec. 22, 2013)	89
Rashean Mathis (Sept. 7, 2003-Nov. 25, 2007)	74
Vince Manuwai (Nov. 30, 2003-Dec. 23, 2007)	68
Marcus Stroud (Sept. 8, 2002-Oct. 1, 2006)	68
Tyson Alualu (Sept. 12, 2011-Dec. 29, 2013)	64
Maurice Williams (Sept. 7, 2003-Dec. 31, 2006)	64
Chris Naeole (Sept. 8, 2002-Dec. 24, 2005)	63
Uche Nwaneri (Oct. 4, 2009-Dec. 23, 2012)	60
Kevin Hardy (Dec. 21, 1997-Nov. 18, 2001)	58

SCORING

POINTS	
Josh Scobee (2004-14)	1,022
Mike Hollis (1995-2001)	764
Maurice Jones-Drew (2006-13)	486
Fred Taylor (1998-2008)	424
Jimmy Smith (1995-2005)	418
James Stewart (1995-99)	228
Keenan McCardell (1996-2001)	190
MARCEDES LEWIS (2006-16)	168
JASON MYERS (2015-16)	157
Stacey Mack (1999-2002)	120

CONSECUTIVE GAMES SCORING	
Mike Hollis (Dec. 24, 1995-Sept. 10, 2000)	67
Josh Scobee (Jan. 2, 2005-Oct. 4, 2009)	61
Josh Scobee (Oct. 18, 2009-Oct. 28, 2012)	50
Josh Scobee (Sept. 15, 2013-Dec. 28, 2014)	31
Mike Hollis (Oct. 16, 2000-Dec. 30, 2001)	25
JASON MYERS (Sept. 13, 2015-Oct. 23, 2016)	24
Seth Marler (Sept. 7, 2003-Dec. 28, 2003)	16
Josh Scobee (Sept. 12-Dec. 19, 2004)	14
Mike Hollis (Sept. 3-Dec. 10, 1995)	14
<i>Several players tied</i>	8

TOUCHDOWNS	
Maurice Jones-Drew (2006-13)	81
Fred Taylor (1998-2008)	70
Jimmy Smith (1995-2005)	69
James Stewart (1995-99)	38
Keenan McCardell (1996-2001)	30
MARCEDES LEWIS (2006-16)	28
Stacey Mack (1999-2002)	20
ALLEN ROBINSON (2014-16)	19
ALLEN HURNS (2014-16)	18
Reggie Williams (2004-08)	18
David Garrard (2002-10)	17

CONSECUTIVE GAMES SCORING TD	
Fred Taylor (Sept. 20-Nov. 22, 1998)	8
Maurice Jones-Drew (Nov. 12-Dec. 31, 2006)	8
Allen Hurns (Sept. 27-Nov. 15, 2015)	7
Fred Taylor (Nov. 12-Dec. 23, 2000)	7
Allen Robinson (Nov. 29-Dec. 27, 2015)	5
Maurice Jones-Drew (Oct. 18-Nov. 22, 2009)	5
Maurice Jones-Drew (Nov. 4-Dec. 2, 2007)	5
Julius Thomas (Nov. 19-Dec. 13, 2015)	4
Mercedes Lewis (Dec. 1-22, 2013)	4
<i>Several players tied</i>	4

FIELD GOALS MADE	
Josh Scobee (2004-14)	235
Mike Hollis (1995-2001)	175
JASON MYERS (2015-16)	37
Seth Marler (2003)	20
John Carney (2007)	9
Tim Seder (2002)	8
Danny Boyd (2002)	5
Hayden Epstein (2002)	5
Steve Lindsey (1999-2000)	5
Richie Cunningham (2002)	1

CONSECUTIVE FIELD GOALS MADE	
Josh Scobee (Nov. 27, 2011-Nov. 4, 2012)	20
Mike Hollis (Nov. 1, 1998-Sept. 19, 1999)	20
Jason Myers (Nov. 15, 2015-Sept. 11, 2016)	16
Mike Hollis (Oct. 12-Nov. 30, 1997)	16
Josh Scobee (Sept. 11-Nov. 13, 2011)	15
Josh Scobee (Oct. 1-Nov. 26, 2006)	15
Josh Scobee (Dec. 23, 2012-Nov. 10, 2013)	14
Josh Scobee (Sept. 12-Nov. 14, 2010)	14
Mike Hollis (Sept. 3-Oct. 29, 2000)	13

CONSECUTIVE GAMES SCORING FG	
Josh Scobee (Nov. 14, 2010-Oct. 24, 2011)	15
Josh Scobee (Oct. 29, 2006-Dec. 16, 2007)	13
Mike Hollis (Sept. 12-Nov. 21, 1999)	10
Josh Scobee (Nov. 24, 2013-Sept. 21, 2014)	9
Josh Scobee (Sept. 15-Nov. 10, 2013)	8
Josh Scobee (Jan. 3-Oct. 24, 2010)	8
Josh Scobee (Nov. 13, 2005-Jan. 1, 2006)	8
Seth Marler (Sept. 7-Nov. 2, 2003)	8
Mike Hollis (Dec. 24, 1995-Oct. 13, 1996)	8

FIELD GOAL PERCENTAGE (MIN. 25 FGA)	
JASON MYERS (2015-16)	86.0
Josh Scobee (2004-14)	80.8
Mike Hollis (1995-2001)	80.6
Seth Marler (2003)	60.6

LONGEST FIELD GOALS	
Josh Scobee (Oct. 3, 2010 vs. Ind.)	59
JASON MYERS (Sept. 20, 2015 vs. Mia.)	58
Josh Scobee (Dec. 15, 2013 vs. Buf.)	55
Josh Scobee (Sept. 18, 2011 at NYJ)	55
Josh Scobee (Oct. 24, 2011 vs. Bal.)	54
<i>Several players tied</i>	53

EXTRA-POINT PERCENTAGE (MIN. 25 XPA)	
Seth Marler (2003)	100.0
Mike Hollis (1995-2001)	98.8
Josh Scobee (2004-14)	98.4
JASON MYERS (2015-16)	86.8

EXTRA POINTS MADE	
Josh Scobee (2004-14)	317
Mike Hollis (1995-2001)	239
JASON MYERS (2015-16)	46
Seth Marler (2003)	30
John Carney (2007)	20
Hayden Epstein (2002)	13
Tim Seder (2002)	11
Danny Boyd (2002)	7
Steve Lindsey (1999-2000)	5
Richie Cunningham (2002)	2

CONSECUTIVE EXTRA POINTS MADE	
Mike Hollis (Oct. 22, 1995-Dec. 9, 2001)	220
Josh Scobee (Nov. 8, 2009-Jan. 1, 2012)	82
Josh Scobee (Sept. 12, 2004-Jan. 1, 2006)	59
Josh Scobee (Dec. 16, 2007-Nov. 1, 2009)	58
Josh Scobee (Sept. 10, 2006-Dec. 16, 2007)	55
Josh Scobee (Sept. 16, 2012-Dec. 22, 2013)	39
Seth Marler (Sept. 7-Dec. 28, 2003)	30

CAREER RECORDS


PASSING

PASSING YARDS

Mark Brunell (1995-2003)	25,698
David Garrard (2002-10).....	16,003
BLAKE BORTLES (2014-16).....	9,240
Byron Leftwich (2003-06)	9,042
CHAD HENNE (2012-16).....	5,817
Blaine Gabbert (2011-13).....	4,357
Quinn Gray (2005-07).....	1,252
Steve Beuerlein (1995).....	952
Jonathan Quinn (1998-2001).....	748
Jamie Martin (1998-2000).....	662

CONSECUTIVE PASS COMPLETIONS

David Garrard (Nov. 14-21, 2010)	17
Byron Leftwich (Oct. 17-24, 2004)	15
Mark Brunell (Sept. 7, 2003 at Car.).....	13
Mark Brunell (Oct. 6, 1996 at N.O.).....	13



LONGEST PASS COMPLETIONS

BLAKE BORTLES (Dec. 27, 2015 at N.O.)	90t
Byron Leftwich (Sept. 28, 2003 at Hou.)	84t
CHAD HENNE (Nov. 18, 2012 at Hou.)	81t
BLAKE BORTLES (Dec. 13, 2015 vs. Ind.)	80t
Blaine Gabbert (Sept. 23, 2012 at Ind.)	80t
Quinn Gray (Nov. 4, 2007 at N.O.)	80t
Mark Brunell (Sept. 15, 2002 at K.C.).....	79t
Mark Brunell (Nov. 1, 1998 at Bal.).....	78t
David Garrard (Nov. 21, 2010 vs. Cle.).....	75
Mark Brunell (Nov. 9, 1997 vs. K.C.).....	75

AVG. GAIN PER ATTEMPT (MIN. 200 ATTEMPTS)

Mark Brunell (1995-2003)	7.11
David Garrard (2002-10).....	7.02
Quinn Gray (2005-07).....	6.96
BLAKE BORTLES (2014-15).....	6.74
Byron Leftwich (2003-06)	6.73
Steve Beuerlein (1995).....	6.70
CHAD HENNE (2012-15).....	6.54
Jonathan Quinn (1998-2001).....	5.98
Blaine Gabbert (2011-13).....	5.61

PASS ATTEMPTS

Mark Brunell (1995-2003)	3,616
David Garrard (2002-10).....	2,281
BLAKE BORTLES (2014-16).....	1,371
Byron Leftwich (2003-06)	1,344
CHAD HENNE (2012-16).....	889
Blaine Gabbert (2011-13).....	777
Quinn Gray (2005-07).....	180
Steve Beuerlein (1995).....	142
Jonathan Quinn (1998-2001).....	125
Jay Fiedler (1999).....	94

TOUCHDOWN PASSES

Mark Brunell (1995-2003)	144
David Garrard (2002-10).....	89
BLAKE BORTLES (2014-16).....	58
Byron Leftwich (2003-06)	51
CHAD HENNE (2012-16).....	27
Blaine Gabbert (2011-13).....	22
Quinn Gray (2005-07).....	12
Jamie Martin (1998-2000).....	4
Steve Beuerlein (1995).....	4
Jonathan Quinn (1998-2001).....	3

INTERCEPTIONS THROWN

Mark Brunell (1995-2003)	86
David Garrard (2002-10).....	54
BLAKE BORTLES (2014-16).....	44
Byron Leftwich (2003-06)	36
CHAD HENNE (2012-16).....	26
Blaine Gabbert (2011-13).....	24
Steve Beuerlein (1995).....	7
Quinn Gray (2005-07).....	5
Luke McCown (2009-11).....	4
Jonathan Quinn (1998-2001).....	4

INTERCEPTION % (MIN. 125 ATTEMPTS)

David Garrard (2002-10).....	2.37
Mark Brunell (1995-2003)	2.38
Byron Leftwich (2003-06)	2.68
Quinn Gray (2005-07).....	2.78
CHAD HENNE (2012-16).....	2.92
Blaine Gabbert (2011-13).....	3.09
Jonathan Quinn (1998-2001).....	3.20

LONGEST PASSING TOUCHDOWNS

BLAKE BORTLES (Dec. 27, 2015 at N.O.)	90
Byron Leftwich (Sept. 28, 2003 at Hou.)	84
CHAD HENNE (Nov. 18, 2012 at Hou.)	81
BLAKE BORTLES (Dec. 13, 2015 vs. Ind.)	80
Blaine Gabbert (Sept. 23, 2012 at Ind.)	80
Quinn Gray (Nov. 4, 2007 at N.O.)	80
Mark Brunell (Sept. 15, 2002 at K.C.).....	79
Mark Brunell (Nov. 1, 1998 at Bal.).....	78
Blaine Gabbert (Oct. 9, 2011 vs. Cin.).....	74

300-YARD PASSING GAMES

Mark Brunell (1995-2003)	22
BLAKE BORTLES (2014-16).....	10
David Garrard (2002-10).....	6
CHAD HENNE (2012-16).....	5
Byron Leftwich (2003-06)	4
Quinn Gray (2003-07).....	2

400-YARD PASSING GAMES

Mark Brunell (1995-2003)	2
--------------------------------	---

PASS COMPLETIONS

Mark Brunell (1995-2003)	2,184
David Garrard (2002-10).....	1,406
BLAKE BORTLES (2014-16).....	809
Byron Leftwich (2003-06)	789
CHAD HENNE (2012-16).....	513
Blaine Gabbert (2011-13).....	414
Quinn Gray (2005-07).....	101
Steve Beuerlein (1995).....	71
Jonathan Quinn (1998-2001).....	66
Jay Fiedler (1999).....	61

CONSECUTIVE GAMES WITH TD PASS

Blake Bortles (Sept. 13-Dec. 27, 2015).....	15
Mark Brunell (Oct. 7, 2001-Sept. 15, 2002).....	14
Byron Leftwich (Nov. 30, 2003-Oct. 24, 2004).....	12
Mark Brunell (Oct. 22-Dec. 23, 2000).....	9
David Garrard (Dec. 17, 2006-Oct. 14, 2007).....	8
Byron Leftwich (Sept. 25-Nov. 20, 2005)	8
Mark Brunell (Oct. 19-Dec. 7, 1997).....	8
Mark Brunell (Sept. 17-Nov. 12, 1995).....	8
Chad Henne (Dec. 1, 2013-Sept. 14, 2014)	7
David Garrard (Nov. 18, 2007-Sept. 7, 2008)	7

CONSECUTIVE GAMES WITH NO INTS

David Garrard (Sept. 9-Nov. 25, 2007).....	8
David Garrard (Dec. 11, 2005-Nov. 5, 2006)	6
Mark Brunell (Oct. 11-Nov. 14, 1999)	5
Mark Brunell (Dec. 1, 1996-Sept. 22, 1997)	5
<i>Several players tied.....</i>	<i>4</i>

CONSECUTIVE PASSES WITH NO INTS

David Garrard (Sept. 9-Nov. 25, 2007).....	209
David Garrard (Dec. 4, 2005-Nov. 12, 2006)	175
Mark Brunell (Nov. 24, 1996-Sept. 28, 1997).....	172
David Garrard (Nov. 22-Dec. 17, 2009)	155
Mark Brunell (Oct. 3-Nov. 21, 1999).....	148

PASSER RATING (MIN. 200 ATTEMPTS)

David Garrard (2002-10).....	85.8
Mark Brunell (1995-2003)	85.4
Byron Leftwich (2003-06)	80.5
BLAKE BORTLES (2014-16).....	80.1
CHAD HENNE (2012-16).....	75.4
Blaine Gabbert (2011-13).....	66.4

COMPLETION % (MIN. 125 ATTEMPTS)

David Garrard (2002-10).....	61.64
Mark Brunell (1995-2003)	60.40
BLAKE BORTLES (2014-16).....	59.00
Byron Leftwich (2003-06)	58.71
CHAD HENNE (2012-16).....	57.71
Quinn Gray (2005-07).....	56.11
Blaine Gabbert (2011-13).....	53.28
Jonathan Quinn (1998-2001).....	52.80
Steve Beuerlein (1995).....	50.00



CAREER RECORDS

RUSHING

RUSHING YARDS

Fred Taylor (1998-2008).....	11,271
Maurice Jones-Drew (2006-13).....	8,071
James Stewart (1995-99).....	2,951
Mark Brunell (1995-2003).....	2,219
David Garrard (2002-10).....	1,746
Stacey Mack (1999-2002).....	1,498
Natrone Means (1996-97).....	1,330
T.J. YELDON (2015-16).....	960
Rashad Jennings (2009-12).....	944
DENARD ROBINSON (2013-16).....	928

RUSHING ATTEMPTS

Fred Taylor (1998-2008).....	2,428
Maurice Jones-Drew (2006-13).....	1,804
James Stewart (1995-99).....	765
Mark Brunell (1995-2003).....	429
Natrone Means (1996-97).....	396
David Garrard (2002-10).....	380
Stacey Mack (1999-2002).....	372
Greg Jones (2004-12).....	270
T.J. YELDON (2015-16).....	245
DENARD ROBINSON (2013-16).....	226

RUSHING TOUCHDOWNS

Maurice Jones-Drew (2006-13).....	68
Fred Taylor (1998-2008).....	62
James Stewart (1995-99).....	33
Stacey Mack (1999-2002).....	19
David Garrard (2002-10).....	17
Mark Brunell (1995-2003).....	14
Natrone Means (1996-97).....	11
Greg Jones (2004-12).....	10
Byron Leftwich (2003-06).....	8
<i>Several players tied.....</i>	<i>7</i>

CONSECUTIVE GAMES WITH RUSHING TD

Maurice Jones-Drew (Nov. 12-Dec. 31, 2006).....	8
Maurice Jones-Drew (Oct. 18-Nov. 22, 2009).....	5
Maurice Jones-Drew (Nov. 11-Dec. 2, 2007).....	4
Fred Taylor (Dec. 3-23, 2000).....	4
Fred Taylor (Dec. 13, 1999-Jan. 2, 2000).....	4
James Stewart (Nov. 21-Dec. 13, 1999).....	4
Fred Taylor (Nov. 1-22, 1998).....	4
Natrone Means (Nov. 9-30, 1997).....	4

RUSHING AVERAGE (MIN. 100 ATTEMPTS)

BLAKE BORTLES (2014-16).....	6.47
Mark Brunell (1995-2003).....	5.17
Fred Taylor (1998-2008).....	4.64
David Garrard (2002-10).....	4.59
Maurice Jones-Drew (2006-13).....	4.47
Rashad Jennings (2009-12).....	4.21
DENARD ROBINSON (2013-16).....	4.11
Jordan Todman (2012-14).....	4.05
Stacey Mack (1999-2002).....	4.03
T.J. YELDON (2015-16).....	3.92

200-YARD RUSHING GAMES

Fred Taylor (1998-2008).....	1
------------------------------	---

100-YARD RUSHING GAMES

Fred Taylor (1998-2008).....	47
Maurice Jones-Drew (2006-13).....	27
James Stewart (1995-99).....	6
Stacey Mack (1999-2002).....	3
T.J. YELDON (2015-16).....	2
DENARD ROBINSON (2013-16).....	2
Rashad Jennings (2009-12).....	2
Greg Jones (2004-12).....	2

LONGEST RUNS FROM SCRIMMAGE

Maurice Jones-Drew (Nov. 1, 2009 at Ten.).....	80t
Fred Taylor (Dec. 9, 2007 vs. Car.).....	80t
Maurice Jones-Drew (Nov. 1, 2009 at Ten.).....	79t
Fred Taylor (Oct. 12, 1998 vs. Mia.).....	77t
Fred Taylor (Oct. 14, 2007 vs. Hou.).....	76
Fred Taylor (Dec. 10, 2006 vs. Ind.).....	76
Rashad Jennings (Dec. 12, 2010 vs. Oak.).....	74t
Maurice Jones-Drew (Dec. 24, 2006 vs. N.E.).....	74t

CONSECUTIVE 100-YARD GAMES

Fred Taylor (Oct. 16-Dec. 17, 2000).....	9
Maurice Jones-Drew (Oct. 31-Dec. 12, 2010).....	6
Fred Taylor (Nov. 25-Dec. 23, 2007).....	5
Maurice Jones-Drew (Dec. 15, 2011-Jan. 1, 2012).....	3
Fred Taylor (Nov. 14-28, 2004).....	3
Fred Taylor (Nov. 23-Dec. 7, 2003).....	3
Stacey Mack (Dec. 16-30, 2001).....	3

LONGEST RUSHING TDs

Maurice Jones-Drew (Nov. 1, 2009 at Ten.).....	80
Fred Taylor (Dec. 9, 2007 vs. Car.).....	80
Maurice Jones-Drew (Nov. 1, 2009 at Ten.).....	79
Fred Taylor (Oct. 12, 1998 vs. Mia.).....	77
Rashad Jennings (Dec. 12, 2010 vs. Oak.).....	74
Maurice Jones-Drew (Dec. 24, 2006 vs. N.E.).....	74
Fred Taylor (Oct. 30, 2005 at STL).....	71



RECEIVING

RECEPTIONS

Jimmy Smith (1995-2005).....	862
Keenan McCardell (1996-2001).....	499
MARCEDES LEWIS (2006-16).....	444
Maurice Jones-Drew (2006-13).....	335
Fred Taylor (1998-2008).....	286
Kyle Brady (1999-2006).....	241
Pete Mitchell (1995-2002).....	191
Reggie Williams (2004-08).....	189
Cecil Shorts III (2011-14).....	176
Mike Thomas (2009-12).....	171

RECEIVING YARDS

Jimmy Smith (1995-2005).....	12,287
Keenan McCardell (1996-2001).....	6,393
MARCEDES LEWIS (2006-16).....	4,146
Maurice Jones-Drew (2006-13).....	2,873
Kyle Brady (1999-2006).....	2,500
Fred Taylor (1998-2008).....	2,361
Cecil Shorts III (2011-14).....	2,343
Reggie Williams (2004-08).....	2,322
ALLEN ROBINSON (2014-16).....	2,314
Matt Jones (2005-08).....	2,153

RECEIVING TOUCHDOWNS

Jimmy Smith (1995-2005).....	67
Keenan McCardell (1996-2001).....	30
MARCEDES LEWIS (2006-16).....	28
ALLEN ROBINSON (2014-16).....	19
ALLEN HURNS (2014-16).....	18
Reggie Williams (2004-08).....	18
Ernest Wilford (2004-10).....	15
Matt Jones (2005-08).....	15
Mike Sims-Walker (2008-11).....	14
Kyle Brady (1999-2006).....	13

CONSECUTIVE GAMES WITH RECEPTION

Jimmy Smith (Oct. 29, 1995-Dec. 17, 2000).....	86
Jimmy Smith (Sept. 9, 2001-Jan. 1, 2006).....	76
Maurice Jones-Drew (Dec. 10, 2006-Dec. 19, 2010).....	65
Keenan McCardell (Dec. 28, 1998-Jan. 6, 2002).....	49
Keenan McCardell (Sept. 1, 1996-Dec. 13, 1998).....	45
ALLEN HURNS* (Sept. 7, 2014-Oct. 27, 2016).....	38
Mercedes Lewis (Sept. 12, 2010-Sept. 9, 2012).....	32
Ernest Wilford (Dec. 26, 2004-Dec. 3, 2006).....	30
Kyle Brady (Sept. 12, 1999-Sept. 9, 2001).....	30

CONSECUTIVE GAMES WITH REC. TD

Allen Hurns (Sept. 27-Nov. 15, 2015).....	7
Allen Robinson (Nov. 29-Dec. 27, 2015).....	5
Julius Thomas (Nov. 19-Dec. 13, 2015).....	4
Mercedes Lewis (Dec. 1-22, 2013).....	4
Cecil Shorts III (Nov. 8-Dec. 2, 2012).....	4
Reggie Williams (Dec. 9-30, 2007).....	4
<i>Several players tied.....</i>	<i>3</i>

YARDS PER RECEPTION (MIN. 100 RECEPTIONS)

ALLEN HURNS (2014-16).....	14.73
ALLEN ROBINSON (2014-16).....	14.46
Jimmy Smith (1995-2005).....	14.25
Ernest Wilford (2004-10).....	13.86
Mike Sims-Walker (2008-11).....	13.49
Cecil Shorts III (2011-14).....	13.31
Matt Jones (2005-08).....	12.97
Keenan McCardell (1996-2001).....	12.81
Willie Jackson (1995-97).....	12.44

*An active streak

CAREER RECORDS

RECEIVING



200-YARD RECEIVING GAMES

Jimmy Smith (1995-2005).....	2
------------------------------	---

100-YARD RECEIVING GAMES

Jimmy Smith (1995-2005).....	46
Keenan McCardell (1996-2001).....	19
ALLEN HURNS (2014-16)	7
Cecil Shorts III (2011-14).....	7
ALLEN ROBINSON (2014-16)	6
Matt Jones (2005-08).....	6
Mike Sims-Walker (2008-10).....	6
Justin Blackmon (2012-13).....	3
<i>Several players tied</i>	2

LONGEST RECEPTIONS

Allen Robinson (Dec. 27, 2015 at N.O.).....	90t
Troy Edwards (Sept. 28, 2003 at Hou.).....	84t
Justin Blackmon (Nov. 18, 2012 at Hou.).....	81t
Allen Hurns (Dec. 13, 2015 vs. Ind.).....	80t
Cecil Shorts III (Sept. 23, 2012 at Ind.).....	80t
Reggie Williams (Nov. 4, 2007 at N.O.).....	80t
Patrick Johnson (Sept. 15, 2002 at K.C.).....	79t

CONSECUTIVE 100-YARD GAMES

Jimmy Smith (Oct. 24-Nov. 14, 2004).....	3
Jimmy Smith (Dec. 19, 1999-Jan. 2, 2000).....	3
Jimmy Smith (Nov. 21-Dec. 2, 1999).....	3
Jimmy Smith (Sept. 12-26, 1999).....	3
Jimmy Smith (Nov. 29-Dec. 13, 1998).....	3
Jimmy Smith (Nov. 9-23, 1997).....	3
Jimmy Smith (Aug. 31-Sept. 22, 1997).....	3
<i>Several players tied</i>	2

LONGEST RECEIVING TDs

Allen Robinson (Dec. 27, 2015 at N.O.).....	90
Troy Edwards (Sept. 28, 2003 at Hou.).....	84
Justin Blackmon (Nov. 18, 2012 at Hou.).....	81
Allen Hurns (Dec. 13, 2015 vs. Ind.).....	80
Cecil Shorts III (Sept. 23, 2012 at Ind.).....	80
Reggie Williams (Nov. 4, 2007 at N.O.).....	80
Patrick Johnson (Sept. 15, 2002 at K.C.).....	79
Fred Taylor (Nov. 1, 1998 at Bal.).....	78
Jason Hill (Oct. 9, 2011 vs. Cin.).....	74

YARDAGE

SCRIMMAGE YARDS

Fred Taylor (1998-2008).....	13,632
Jimmy Smith (1995-2005).....	12,286
Maurice Jones-Drew (2006-13).....	10,944
Keenan McCardell (1996-2001).....	6,393
MARCEDES LEWIS (2006-16)	4,146
James Stewart (1995-99).....	3,804
Kyle Brady (1999-2006).....	2,500
Reggie Williams (2004-08).....	2,366
Cecil Shorts III (2011-14).....	2,339
ALLEN ROBINSON (2014-16)	2,314

ALL-PURPOSE YARDS

Fred Taylor (1998-2008).....	13,640
Maurice Jones-Drew (2006-13).....	13,110
Jimmy Smith (1995-2005).....	12,875
Keenan McCardell (1996-2001).....	6,499
MARCEDES LEWIS (2006-16)	4,146
James Stewart (1995-99).....	3,793
Reggie Barlow (1996-2000).....	3,687
Mike Thomas (2009-12).....	3,276
Kyle Brady (1999-2006).....	2,567
Jordan Todman (2012-14).....	2,526

PUNTING

PUNTS

Bryan Barker (1995-2000).....	456
Chris Hanson (2001-06).....	424
Bryan Anger (2012-15).....	360
Adam Podlesh (2007-10).....	229
Nick Harris (2011).....	72
Mark Royals (2003).....	45
BRAD NORTMAN (2016)	33
Matt Turk (2011).....	27
Steve Weatherford (2008).....	21

PUNT YARDS

Bryan Barker (1995-2000).....	19,849
Chris Hanson (2001-06).....	18,190
Bryan Anger (2012-15).....	16,855
Adam Podlesh (2007-10).....	9,751
Nick Harris (2011).....	3,075
Mark Royals (2003).....	1,852
BRAD NORTMAN (2016)	1,611
Matt Turk (2011).....	1,072
Steve Weatherford (2008).....	915

GROSS AVERAGE (MIN. 100 PUNTS)

Bryan Anger (2012-15).....	46.8
Bryan Barker (1995-2000).....	43.5
Chris Hanson (2001-06).....	42.9
Adam Podlesh (2007-10).....	42.5

NET AVERAGE (MIN. 100 PUNTS)

Bryan Anger (2012-15).....	40.5
Adam Podlesh (2007-10).....	37.8
Bryan Barker (1995-2000).....	37.2
Chris Hanson (2001-06).....	35.9

LONGEST PUNTS

Bryan Barker (Oct. 11, 1999 at N.Y. Jets).....	83
BRAD NORTMAN (OCT. 2, 2016 VS. IND.)	78
Adam Podlesh (Oct. 28, 2007 at T.B.).....	76
Chris Hanson (Nov. 20, 2005 at Ten.).....	74
Bryan Anger (Oct. 4, 2012 vs. Det.).....	73
Bryan Anger (Dec. 14, 2014 at Bal.).....	69
Chris Hanson (Sept. 12, 2004 at Buf.).....	69
BRAD NORTMAN (SEPT. 11, 2016 VS. G.B.)	67
Bryan Anger (Nov. 30, 2014 vs. N.Y. Giants).....	66
Bryan Anger (Sept. 23, 2012 at Ind.).....	66
Bryan Anger (Dec. 23, 2012 vs. N.E.).....	65
Bryan Anger (Nov. 25, 2012 vs. Ten.).....	65
Bryan Anger (Oct. 7, 2012 vs. Chi.).....	65
Matt Turk (Sept. 11, 2011 vs. Ten.).....	65
Bryan Barker (Oct. 1, 2000 vs. Pit.).....	65

INSIDE THE 20 (MIN. 100 PUNTS)

Bryan Barker (1995-2000).....	151
Chris Hanson (2001-06).....	136
Bryan Anger (2011-15).....	113
Adam Podlesh (2007-10).....	75



CONSECUTIVE PUNTS WITHOUT BLOCK

Bryan Barker (1995-2000).....	456
Adam Podlesh (2007-10).....	229
Chris Hanson (2001-03).....	168

TOUCHBACKS (MIN. 100 PUNTS)

Adam Podlesh (2007-10).....	19
Bryan Anger (2012-15).....	27
Bryan Barker (1995-2000).....	43
Chris Hanson (2001-06).....	50

CAREER RECORDS

RETURNS

KICKOFF RETURNS

Maurice Jones-Drew (2006-13).....	79
Deji Karim (2010-11).....	77
Brian Witherspoon (2008-09).....	76
Reggie Barlow (1996-2000).....	70
Jordan Todman (2012-14).....	68
Willie Jackson (1995-97).....	58
David Allen (2003-04).....	52
Derrick Wimbush (2005-06).....	47
Elvis Joseph (2001-02).....	44
Shyrone Stith (2000).....	33

LONGEST KICKOFF RETURNS

Maurice Jones-Drew (Nov. 4, 2007 at N.O.).....	100t
Alvis Whitted (Dec. 26, 1999 at Ten.).....	98t
Elvis Joseph (Nov. 18, 2001 at Pit.).....	85t
Maurice Jones-Drew (Dec. 10, 2006 vs. Ind.).....	93t
Reggie Barlow (Dec. 7, 1997 vs. N.E.).....	92t

PUNT RETURN YARDS

Reggie Barlow (1996-2000).....	1,581
Alvin Pearman (2005-08).....	693
Mike Thomas (2009-12).....	620
David Allen (2003-04).....	468
RASHAD GREENE (2015-16).....	407
Ace Sanders (2013-14).....	367
Chris Hudson (1995-98).....	348
Damon Gibson (2001-02).....	333
Bobby Shaw (2002).....	310
Jermaine Lewis (2003-04).....	272



KICKOFF RETURN YARDS

Maurice Jones-Drew (2006-12).....	2,054
Deji Karim (2010-11).....	1,900
Brian Witherspoon (2008-09).....	1,818
Jordan Todman (2012-14).....	1,762
Reggie Barlow (1996-2000).....	1,634
Willie Jackson (1995-97).....	1,206
Derrick Wimbush (2005-06).....	1,136
David Allen (2003-04).....	1,041
Elvis Joseph (2001-02).....	990
Shyrone Stith (2000).....	785

KICK RETURN AVERAGE (MIN. 50 RETURNS)

Maurice Jones-Drew (2006-13).....	26.00
Jordan Todman (2012-14).....	25.91
Deji Karim (2010-11).....	24.68
Brian Witherspoon (2008-09).....	23.92
Reggie Barlow (1996-2000).....	23.34
Willie Jackson (1995-97).....	20.79
David Allen (2003-04).....	20.02

PUNT RETURN AVERAGE (MIN. 25 RETURNS)

Bobby Shaw (2002).....	12.40
RASHAD GREENE (2015-16).....	12.33
David Allen (2003-04).....	11.14
Chris Hudson (1995-98).....	10.88
Reggie Barlow (1996-2000).....	10.83
Jermaine Lewis (2003-04).....	9.71
Alvin Pearman (2005-08).....	8.56
Damon Gibson (2001-02).....	8.54
Mike Thomas (2009-12).....	8.27
Dennis Northcutt (2007-08).....	8.19

PUNT RETURN TOUCHDOWNS

Reggie Barlow (1996-2000).....	2
RASHAD GREENE (2015-16).....	1
Mike Thomas (2009-12).....	1
Bobby Shaw (2002).....	1

KICKOFF RETURN TOUCHDOWNS

Maurice Jones-Drew (2006-11).....	2
Derrick Wimbush (2005-06).....	1
Jimmy Smith (1995-2005).....	1
Elvis Joseph (2001-02).....	1
Alvis Whitted (1998-2001).....	1
Reggie Barlow (1996-2000).....	1



PUNT RETURNS

Reggie Barlow (1996-2000).....	146
Alvin Pearman (2005-08).....	81
Mike Thomas (2009-12).....	75
Ace Sanders (2013-14).....	57
David Allen (2003-04).....	42
Damon Gibson (2001-02).....	39
RASHAD GREENE (2015-16).....	33
Chris Hudson (1995-98).....	32
Dennis Northcutt (2007-08).....	31
Jermaine Lewis (2003-04).....	28
Bobby Shaw (2002).....	25

LONGEST PUNT RETURNS

Reggie Barlow (Sept. 13, 1998 vs. K.C.).....	85t
Mike Thomas (Dec. 18, 2010 at Ind.).....	78t
Reggie Barlow (Nov. 21, 1999 vs. N.O.).....	74t
RASHAD GREENE (Dec. 13, 2015 vs. Ind.).....	73t
Bobby Shaw (Oct. 6, 2002 vs. Phi.).....	69t
Rashad Greene (Nov. 19, 2015 vs. Ten.).....	63
Chris Hudson (Oct. 6, 1996 at N.O.).....	60

DEFENSE

INTERCEPTIONS

Rashean Mathis (2003-12).....	30
Aaron Beasley (1996-2001).....	15
Donovin Darius (1998-2006).....	14
Derek Cox (2009-12).....	12
PAUL POSLUSZNY (2011-16).....	11
Mike Peterson (2003-08).....	8
Chris Hudson (1995-98).....	8
Reggie Nelson (2007-09).....	7
Deon Grant (2004-06).....	7
Marlon McCree (2001-03).....	7
Jason Craft (1999-2003).....	7

LONGEST INTERCEPTION RETURNS

Aaron Beasley (Sept. 12, 1999 vs. S.F.).....	93t
Rashean Mathis (Oct. 5, 2008 vs. Pit.).....	72t
Rashean Mathis (Sept. 21, 2008 at Ind.).....	61t
Paul Posluszny (Oct. 13, 2013 at Den.).....	59t
Dwayne Gratz (Dec. 28, 2014 at Hou.).....	55t
Rashean Mathis (Nov. 5, 2006 vs. Ten.).....	55
Scott Starks (Nov. 5, 2006 vs. Ten.).....	55t

CONSECUTIVE GAMES WITH INT

Brian Williams (Oct. 14-Nov. 11, 2007).....	3
Geno Hayes (Dec. 5-15, 2013).....	2
Derek Cox (Oct. 7-21, 2012).....	2
Morgan Trent (Dec. 24, 2011-Jan. 1, 2012).....	2
Rashean Mathis (Dec. 31, 2006-Sept. 9, 2007).....	2
Gerald Sensabaugh (Dec. 3-10, 2006).....	2
Rashean Mathis (Sept. 10-18, 2006).....	2
Rashean Mathis (Oct. 16-30, 2005).....	2
Donovin Darius (Nov. 21-28, 2004).....	2
Mike Peterson (Nov. 23-30, 2003).....	2
Marlon McCree (Dec. 1-8, 2002).....	2
Marlon McCree (Nov. 10-17, 2002).....	2
Donovin Darius (Oct. 31-Nov. 7, 1999).....	2
Chris Hudson (Sept. 20-27, 1998).....	2
Chris Hudson (Nov. 2-9, 1997).....	2
James Williams (Nov. 26-Dec. 3, 1995).....	2

INTs RETURNED FOR TOUCHDOWN

Rashean Mathis (2003-12).....	3
Aaron Beasley (1996-2001).....	2
Several players tied.....	1



CAREER RECORDS

DEFENSE

SACKS

Tony Brackens (1996-2003)	55.0
Joel Smeenge (1995-2000).....	34.0
John Henderson (2002-09).....	29.0
Paul Spicer (2001-08).....	28.5
Kevin Hardy (1996-2001)	28.5
Gary Walker (1999-2001).....	22.5
Marcus Stroud (2001-07).....	22.0

CONSECUTIVE GAMES WITH SACK

Tony Brackens (Nov. 11-Dec. 30, 2001).....	8
YANNICK NGAKOUÉ (SEPT. 18-OCT. 16, 2016).....	4
Gary Walker (Oct. 18-Nov. 11, 2001)	4
Tony Brackens (Nov. 28-Dec. 19, 1999).....	4
Kevin Hardy (Oct. 11-Nov. 7, 1999).....	4
Tony Brackens (Sept. 22-Oct. 12, 1997).....	4

TACKLES

Daryl Smith (2004-12).....	1,089
Donovin Darius (1998-2006).....	858
PAUL POSLUSZNY (2011-16)	850
Mike Peterson (2003-08).....	837
Kevin Hardy (1996-2001)	789
John Henderson (2002-09).....	563
Rashean Mathis (2003-12).....	554
Akin Ayodele (2002-05).....	489

TAKEAWAYS

Rashean Mathis (2003-12).....	35
Donovin Darius (1998-2006).....	20
Tony Brackens (1996-2003).....	18
Aaron Beasley (1996-2001)	18



FUMBLES

FUMBLES

Mark Brunell (1995-2003)	51
David Garrard (2002-10).....	44
Fred Taylor (1998-2008).....	25
Byron Leftwich (2003-06)	25
BLAKE BORTLES (2014-16).....	23
Maurice Jones-Drew (2006-13).....	22
Blaine Gabbert (2011-13).....	21

FUMBLES LOST

David Garrard (2002-10).....	21
Mark Brunell (1995-2003)	18
Fred Taylor (1998-2008).....	12
Maurice Jones-Drew (2006-13).....	10
Byron Leftwich (2003-06)	10

LONGEST FUMBLE RECOVERY RETURNS

Aaron Beasley (Nov. 8, 1998 vs. Cin.).....	90t
Donovin Darius (Nov. 1, 1998 at Bal.)	83t
Daryl Smith (Oct. 14, 2007 vs. Hou.)	77t
Ainsley Battles (Dec. 3, 2001 vs. G.B.).....	60t
Andre Branch (Dec. 14, 2015 vs. Ind.).....	49t

FORCED FUMBLES

Tony Brackens (1996-2003)	28
Daryl Smith (2004-12)	9
Joel Smeenge (1995-2000)	9
Aaron Beasley (1996-2001)	8
Kevin Hardy (1996-2001)	8
Marcus Stroud (2001-07).....	7
Donovin Darius (1998-2006).....	7
Akin Ayodele (2002-05)	7

OPPONENT FUMBLE RECOVERIES

Tony Brackens (1996-2003)	13
Donovin Darius (1998-2006).....	6
Fernando Bryant (1999-2003)	6
Kevin Hardy (1996-2001)	6
Bryan Schwartz (1995-99).....	6
Travis Davis (1995-98).....	6

BLOCKS

BLOCKED FIELD GOALS

Marcus Stroud (2001-07).....	2
Clyde Simmons (1996-97).....	2
TYSON ALUALU (2010-16)	1
Chris Clemons (2014-15)	1
Rashean Mathis (2003-10).....	1
John Henderson (2002-09).....	1

BLOCKED PUNTS

Donovin Darius (1998-2006).....	2
Dave Thomas (1995-99)	2

BLOCKED FIELD GOAL RETURNS

Chris Hudson (Sept. 22, 1997 vs. Pit.).....	1
Mickey Washington (Dec. 1, 1996 vs. Cin.).....	1

BLOCKED EXTRA POINTS

Tony Brackens (Oct. 5, 1997 vs. Cin.).....	1
Clyde Simmons (Sept. 22, 1996 at N.E.)	1

BLOCKED PUNT RETURNS

Mike Harris (Dec. 30, 2012 at Ten.).....	1
Zach Potter (Dec. 15, 2011 at Atl.)	1
Alvis Whitted (Nov. 1, 1998 at Bal.)	1
Jimmy Smith (Dec. 3, 1995 at Den.)	1

SINGLE-SEASON RECORDS

SCORING

POINTS

Mike Hollis (1997)	134
Mike Hollis (1999)	130
Josh Scobee (2006)	119
Mike Hollis (1996)	117
Jason Myers (2015)	110
Mike Hollis (1998)	108
Josh Scobee (2010)	107
Josh Scobee (2005)	107
Mike Hollis (2000)	105
Fred Taylor (1998)	102

TOUCHDOWNS


Fred Taylor (1998)	17
Maurice Jones-Drew (2009)	16
Maurice Jones-Drew (2006)	16
Allen Robinson (2015)	14
Maurice Jones-Drew (2008)	14
Fred Taylor (2000)	14
James Stewart (1999)	13
Maurice Jones-Drew (2011)	11
Several players tied	10

FIELD GOALS

Mike Hollis (1999)	31
Mike Hollis (1997)	31
Mike Hollis (1996)	30
Jason Myers (2015)	26
Josh Scobee (2006)	26
Josh Scobee (2012)	25
Josh Scobee (2000)	24
Mike Hollis (2000)	24
Several players tied	23

FIELD GOAL % (MIN. 25 ATTEMPTS)

Mike Hollis (2000)	92.3
Josh Scobee (2013)	92.0
Josh Scobee (2011)	92.0
Josh Scobee (2012)	89.3
Jason Myers (2015)	86.7
Mike Hollis (1997)	86.1
Mike Hollis (1996)	83.3
Mike Hollis (1999)	81.6
Josh Scobee (2006)	81.3
Mike Hollis (1998)	80.8



EXTRA POINTS

Mike Hollis (1998)	45
Josh Scobee (2010)	41
Josh Scobee (2006)	41
Mike Hollis (1997)	41
Josh Scobee (2005)	38
Mike Hollis (1999)	37
Josh Scobee (2008)	33
Mike Hollis (2000)	33
Jason Myers (2015)	32
Several players tied	30

PASSING

PASSING YARDS

Blake Bortles (2015)	4,428
Mark Brunell (1996) *Led NFL*	4,367
Mark Brunell (2000)	3,640
David Garrard (2008)	3,620
David Garrard (2009)	3,597
Mark Brunell (2001)	3,309
Mark Brunell (1997)	3,281
Chad Henne (2013)	3,241
Mark Brunell (1999)	3,060
Byron Leftwich (2004)	2,941

PASS ATTEMPTS

Blake Bortles (2015)	606
Mark Brunell (1996)	557
David Garrard (2008)	535
David Garrard (2009)	516
Mark Brunell (2000)	512
Chad Henne (2013)	503
Blake Bortles (2014)	475
Mark Brunell (2001)	473
Mark Brunell (1999)	441
Byron Leftwich (2004)	441

PASS COMPLETIONS

Blake Bortles (2015)	355
Mark Brunell (1996)	353
David Garrard (2008)	335
David Garrard (2009)	314
Mark Brunell (2000)	311
Chad Henne (2013)	305
Mark Brunell (2001)	289
Blake Bortles (2014)	280
Byron Leftwich (2004)	267
Mark Brunell (1997)	264

TOUCHDOWN PASSES

Blake Bortles (2015)	35
David Garrard (2010)	23
Mark Brunell (2000)	20
Mark Brunell (1998)	20
Mark Brunell (2001)	19
Mark Brunell (1996)	19
David Garrard (2007)	18
Mark Brunell (1997)	18
Mark Brunell (2002)	17
Several players tied	15

INTERCEPTIONS

Mark Brunell (1996)	20
Blake Bortles (2015)	18
Blake Bortles (2014)	17
Byron Leftwich (2003)	16
David Garrard (2010)	15
Chad Henne (2013)	14
Mark Brunell (2000)	14
David Garrard (2008)	13
Mark Brunell (2001)	13
Several players tied	11

INTERCEPTION % (MIN. 300 ATTEMPTS)

David Garrard (2007)	0.92
Mark Brunell (1997)	1.61
Byron Leftwich (2005)	1.66
Mark Brunell (2002)	1.68
David Garrard (2009)	1.94
Mark Brunell (1995)	2.02
Mark Brunell (1999)	2.04
Byron Leftwich (2004)	2.27
David Garrard (2008)	2.43
Mark Brunell (1998)	2.54

COMPLETION % (MIN. 300 ATTEMPTS)

David Garrard (2010)	64.48
David Garrard (2007)	64.00
Mark Brunell (1996)	63.38
David Garrard (2008)	62.62
Mark Brunell (2001)	61.10
David Garrard (2009)	60.85
Mark Brunell (2000)	60.74
Mark Brunell (1997)	60.69
Chad Henne (2013)	60.64
Byron Leftwich (2004)	60.54

PASSER RATING (MIN. 300 ATTEMPTS)

David Garrard (2007)	102.2
Mark Brunell (1997)	91.2
David Garrard (2010)	90.8
Mark Brunell (1998)	89.9
Byron Leftwich (2005)	89.3
Blake Bortles (2015)	88.2
Mark Brunell (2002)	85.7
Mark Brunell (2001)	84.1
Mark Brunell (2000)	84.0
Mark Brunell (1996)	84.0

AVG. GAIN PER ATTEMPT (MIN. 300 ATTEMPTS)

Mark Brunell (1996) *Led NFL*	7.84
David Garrard (2007)	7.72
Mark Brunell (1997)	7.54
David Garrard (2010)	7.47
Mark Brunell (1998)	7.35
Blake Bortles (2015)	7.31
Mark Brunell (2000)	7.11
Byron Leftwich (2005)	7.03
Mark Brunell (2001)	7.00
David Garrard (2009)	6.97

400-YARD PASSING GAMES

Mark Brunell (1996)	2
---------------------------	---

300-YARD PASSING GAMES

Blake Bortles (2015)	6
Mark Brunell (1996)	6
Several players tied	3

SINGLE-SEASON RECORDS

RUSHING

RUSHING YARDS

Maurice Jones-Drew (2011) *Led NFL*	1,606
Fred Taylor (2003)	1,572
Fred Taylor (2000)	1,399
Maurice Jones-Drew (2009)	1,391
Maurice Jones-Drew (2010)	1,324
Fred Taylor (2002)	1,314
Fred Taylor (2004)	1,224
Fred Taylor (1998)	1,223
Fred Taylor (2007)	1,202
Fred Taylor (2006)	1,146

RUSHING ATTEMPTS

Fred Taylor (2003)	345
Maurice Jones-Drew (2011)	343
Maurice Jones-Drew (2009)	312
Maurice Jones-Drew (2010)	299
Fred Taylor (2000)	292
Fred Taylor (2002)	287
Fred Taylor (1998)	264
Fred Taylor (2004)	260
James Stewart (1999)	249
Natrone Means (1997)	244

RUSHING TOUCHDOWNS

Maurice Jones-Drew (2009)	15
Fred Taylor (1998)	14
Maurice Jones-Drew (2006)	13
James Stewart (1999)	13
Maurice Jones-Drew (2008)	12
Fred Taylor (2000)	12
Maurice Jones-Drew (2007)	9
Stacey Mack (2002)	9
Stacey Mack (2001)	9
Natrone Means (1997)	9

RUSHING AVERAGE (MIN. 150 ATTEMPTS)

Maurice Jones-Drew (2006)	5.67
Fred Taylor (2007)	5.39
Fred Taylor (2006)	4.96
Fred Taylor (2000)	4.79
Fred Taylor (2004)	4.71
Maurice Jones-Drew (2011)	4.68
Fred Taylor (1998)	4.63
Maurice Jones-Drew (2007)	4.60
Fred Taylor (1999)	4.60
Fred Taylor (2002)	4.58

200-YARD RUSHING GAMES

Fred Taylor (2000)	1
--------------------	---



100-YARD RUSHING GAMES

Fred Taylor (2000)	9
Maurice Jones-Drew (2010)	7
Fred Taylor (2003)	7
Maurice Jones-Drew (2011)	6
Fred Taylor (1998)	6
Maurice Jones-Drew (2009)	5
Fred Taylor (2007)	5
Fred Taylor (2004)	5
Fred Taylor (2002)	5
Fred Taylor (2006)	4

RECEIVING

RECEPTIONS

Jimmy Smith (1999) *Led NFL*	116
Jimmy Smith (2001)	112
Keenan McCardell (2000)	94
Keenan McCardell (2001)	93
Jimmy Smith (2000)	91
Keenan McCardell (1997)	85
Keenan McCardell (1996)	85
Jimmy Smith (1996)	83
Jimmy Smith (1997)	82
Several players tied	80

RECEIVING YARDS

Jimmy Smith (1999)	1,636
Allen Robinson (2015)	1,400
Jimmy Smith (2001)	1,373
Jimmy Smith (1997)	1,324
Jimmy Smith (1996)	1,244
Jimmy Smith (2000)	1,213
Keenan McCardell (2000)	1,207
Jimmy Smith (1998)	1,182
Jimmy Smith (2004)	1,172
Keenan McCardell (1997)	1,164
Keenan McCardell (1996)	1,129
Keenan McCardell (2001)	1,110
Allen Hurns (2015)	1,031
Jimmy Smith (2002)	1,027
Jimmy Smith (2005)	1,023

YARDS PER RECEPTION (MIN. 50 RECEPTIONS)

Cecil Shorts III (2012)	17.80
Allen Robinson (2015)	17.50
Jimmy Smith (1997)	16.15
Allen Hurns (2015)	16.11
Jimmy Smith (2004)	15.84
Jimmy Smith (1998)	15.15
Jimmy Smith (1996)	14.99

RECEIVING TOUCHDOWNS

Allen Robinson (2015) *Led NFL*	14
Allen Hurns (2015)	10
Mercedes Lewis (2010)	10
Reggie Williams (2007)	10
Jimmy Smith (2001)	8
Jimmy Smith (2000)	8
Jimmy Smith (1998)	8

100-YARD RECEIVING GAMES

Jimmy Smith (1999)	9
Allen Robinson (2015)	6
Jimmy Smith (2001)	6
Jimmy Smith (1997)	6
Keenan McCardell (2000)	5
Jimmy Smith (2000)	5
Jimmy Smith (1998)	5

200-YARD RECEIVING GAMES

Justin Blackmon (2012)	1
Jimmy Smith (2000)	1
Jimmy Smith (1999)	1
Keenan McCardell (1996)	1



YARDAGE

SCRIMMAGE YARDS

Maurice Jones-Drew (2011)	1,980
Fred Taylor (2003)	1,942
Maurice Jones-Drew (2009)	1,765
Fred Taylor (2002)	1,722
Fred Taylor (1998)	1,644
Maurice Jones-Drew (2010)	1,641
Fred Taylor (2000)	1,639
Jimmy Smith (1999)	1,636
Fred Taylor (2004)	1,569
Allen Robinson (2015)	1,400

ALL-PURPOSE YARDS

Maurice Jones-Drew (2006)	2,250
Maurice Jones-Drew (2007)	2,014
Maurice Jones-Drew (2011)	1,964
Fred Taylor (2003)	1,942
Maurice Jones-Drew (2009)	1,881
Maurice Jones-Drew (2008)	1,739
Fred Taylor (2002)	1,722
Fred Taylor (1998)	1,653
Maurice Jones-Drew (2010)	1,641
Fred Taylor (2000)	1,638



SINGLE-SEASON RECORDS

PUNTING

PUNTS

Bryan Anger (2013).....	95
Bryan Anger (2014).....	94
Bryan Anger (2012).....	91
Bryan Barker (1998).....	85
Chris Hanson (2004).....	84
Chris Hanson (2005).....	82
Chris Hanson (2001).....	82
Bryan Barker (1995).....	82
Chris Hanson (2002).....	81
Bryan Anger (2015).....	80

GROSS AVERAGE (MIN. 50 PUNTS)

Bryan Anger (2012) *NFL rookie record*	47.8
Bryan Anger (2014).....	47.5
Bryan Anger (2015).....	46.3
Bryan Anger (2013).....	45.7
Bryan Barker (1998).....	45.0
Bryan Barker (1997).....	44.9
Chris Hanson (2002).....	44.2

NET AVERAGE (MIN. 50 PUNTS)

Bryan Anger (2012) *NFL rookie record*	40.8
Bryan Anger (2013).....	40.5
Bryan Anger (2014).....	39.6
Bryan Anger (2015).....	39.5
Adam Podlesh (2010).....	39.2
Bryan Barker (1997).....	38.8
Bryan Barker (1995) *Led NFL*	38.6

INSIDE THE 20 (MIN. 50 PUNTS)

Chris Hanson (2005).....	33
Bryan Barker (1999).....	32
Bryan Anger (2013).....	31
Bryan Anger (2012).....	31
Bryan Barker (2000).....	29
Chris Hanson (2004).....	28
Bryan Barker (1998).....	28

TOUCHBACKS (MIN. 50 PUNTS)

Adam Podlesh (2007)	2
Bryan Anger (2012).....	5
Several players tied.....	5



KICKOFF RETURNS

Brian Witherspoon (2008)	52
Deji Karim (2010).....	50
David Allen (2003).....	41
Derrick Wimbush (2005).....	39
Jordan Todman (2014).....	38
Shyrone Stith (2000).....	33
Willie Jackson (1997).....	32
Maurice Jones-Drew (2007)	31
Maurice Jones-Drew (2006)	31
Reggie Barlow (1998).....	30

KICKOFF RETURN TOUCHDOWNS

Maurice Jones-Drew (2007)	1
Maurice Jones-Drew (2006)	1
Several players tied.....	1

PUNT RETURNS

Alvin Pearman (2005).....	49
Reggie Barlow (1998).....	43
Damon Gibson (2001).....	38
Reggie Barlow (1999).....	38
Reggie Barlow (1997).....	36
Mike Thomas (2010).....	34
Ace Sanders (2014).....	32
Chris Hudson (2006).....	32
Chris Hudson (1996).....	32
Reggie Barlow (2000).....	29

PUNT RETURN AVERAGE (MIN. 15 RETURNS)

Rashad Greene (2015)	16.72
Reggie Barlow (1998).....	12.91
Bobby Shaw (2002).....	12.40
David Allen (2003).....	12.00
Reggie Barlow (1997).....	11.44
Brian Witherspoon (2008).....	11.29
Reggie Barlow (1999).....	10.89
Chris Hudson (1996).....	10.88
Mike Thomas (2010).....	10.53
Desmond Howard (1995).....	10.25

KICKOFF RETURN YARDS

Brian Witherspoon (2008)	1,250
Deji Karim (2010).....	1,248
Jordan Todman (2014).....	972
Derrick Wimbush (2005).....	955
Maurice Jones-Drew (2006)	860
David Allen (2003).....	831
Maurice Jones-Drew (2007)	811
Shyrone Stith (2000).....	785
Reggie Barlow (1998).....	747
Jordan Todman (2013).....	712

KICKOFF RETURN AVERAGE (MIN. 25 RETURNS)

Maurice Jones-Drew (2006)	27.74
Jordan Todman (2013).....	27.38
Maurice Jones-Drew (2007)	26.16
Jordan Todman (2014).....	25.58
Deji Karim (2010).....	24.96
Reggie Barlow (1998).....	24.90
Mike Thomas (2009).....	24.77
Derrick Wimbush (2005).....	24.49

PUNT RETURN YARDS

Reggie Barlow (1998).....	555
Reggie Barlow (1999).....	414
Reggie Barlow (1997).....	412
Alvin Pearman (2005).....	410
Mike Thomas (2010).....	358
Chris Hudson (1996).....	348
Damon Gibson (2001).....	333
David Allen (2003).....	324
Bobby Shaw (2002).....	310
Rashad Greene (2015).....	301

PUNT RETURN TOUCHDOWNS

Rashad Greene (2015)	1
Mike Thomas (2010).....	1
Bobby Shaw (2002).....	1
Reggie Barlow (1999).....	1
Reggie Barlow (1998).....	1

DEFENSE

INTERCEPTIONS

Rashean Mathis (2006).....	8
Marlon McCree (2002).....	6
Aaron Beasley (1999).....	6
Reggie Nelson (2007).....	5
Rashean Mathis (2005).....	5
Donovin Darius (2004).....	5
Rashean Mathis (2004).....	5
Deon Figures (1997).....	5
Several players tied.....	4

INTs RETURNED FOR TOUCHDOWN

Rashean Mathis (2008)	2
Aaron Beasley (1999).....	2
Several players tied.....	1

SACKS

Tony Brackens (1999)	12.0
Tony Brackens (2001).....	11.0
Kevin Hardy (1999).....	10.5
Bobby McCray (2006).....	10.0
Gary Walker (1999).....	10.0

TACKLES

Paul Posluszny (2012).....	231
Hardy Nickerson (2001).....	230
Russell Allen (2012).....	201
Paul Posluszny (2011).....	192
Mike Peterson (2005)	190
Wali Rainer (2002).....	188
Kevin Hardy (1998).....	186
Mike Peterson (2004).....	178

SINGLE-SEASON RECORDS

DEFENSE & FUMBLES

TAKEAWAYS

Donovin Darius (2004).....	9
Rashean Mathis (2006).....	8
Marlon McCree (2002).....	6
Aaron Beasley (1999).....	6

FORCED FUMBLES

Tony Brackens (1999).....	8
Tony Brackens (1997).....	6
Tony Brackens (2001).....	5
Tony Brackens (1996).....	5

FUMBLES

BLAKE BORTLES (2015)	14
Blaine Gabbert (2011).....	14
David Garrard (2009).....	14
Mark Brunell (1996).....	13
David Garrard (2010).....	11
Byron Leftwich (2003).....	11

OPPONENT FUMBLE RECOVERIES

Donovin Darius (2004).....	4
Bryan Schwartz (1998).....	4

FUMBLES LOST

David Garrard (2009).....	8
Byron Leftwich (2003).....	6
Blake Bortles (2015).....	5
Blaine Gabbert (2011).....	5
David Garrard (2010).....	4
<i>Several players tied</i>	3

SINGLE-GAME RECORDS

SCORING

POINTS

James Stewart (Oct. 12, 1997 vs. Phi.).....	30
Maurice Jones-Drew (Dec. 11, 2011 vs. T.B.).....	24
Fred Taylor (Nov. 19, 2000 at Pit.).....	24
<i>Several players tied</i>	18

FIELD GOALS


Josh Scobee (Oct. 10, 2010 at Buf.).....	5
Josh Scobee (Nov. 25, 2007 vs. Buf.).....	5
Mike Hollis (Sept. 10, 2000 at Bal.).....	5
Mike Hollis (Nov. 30, 1997 vs. Bal.).....	5
Mike Hollis (Dec. 1, 1996 vs. Cin.).....	5
<i>Several players tied</i>	4

TOUCHDOWNS

James Stewart (Oct. 12, 1997 vs. Phi.).....	5
Maurice Jones-Drew (Dec. 11, 2011 vs. T.B.).....	4
Fred Taylor (Nov. 19, 2000 at Pit.).....	4
<i>Several players tied</i>	3

EXTRA POINTS

Josh Scobee (Dec. 23, 2007 vs. Oak.).....	7
Mike Hollis (Dec. 3, 2000 vs. Cle.).....	6
Mike Hollis (Nov. 1, 1998 at Bal.).....	6
<i>Several players tied</i>	5



PASSING

PASSING YARDS

Mark Brunell (Sept. 22, 1996 at N.E.).....	432
Mark Brunell (Oct. 20, 1996 at STL).....	421
Mark Brunell (Sept. 10, 2000 at Bal.).....	386
Blake Bortles (Nov. 8, 2015 at NYJ).....	381
Mark Brunell (Sept. 20, 1998 vs. Bal.).....	376
Blake Bortles (Dec. 27, 2015 at N.O.).....	368
Byron Leftwich (Oct. 10, 2004 at S.D.).....	357
Mark Brunell (Dec. 1, 1996 vs. Cin.).....	356
Chad Henne (Nov. 18, 2012 at Hou.).....	354
Quinn Gray (Nov. 4, 2007 at N.O.).....	354
Mark Brunell (Nov. 10, 1996 vs. Bal.).....	354

PASSING TDs

Blake Bortles (Dec. 6, 2015 at Ten.).....	5
Blake Bortles (Oct. 11, 2015 at T.B.).....	4
Chad Henne (Nov. 18, 2012 at Hou.).....	4
David Garrard (Oct. 31, 2010 at Dal.).....	4
Quinn Gray (Dec. 30, 2007 at Hou.).....	4
Mark Brunell (Nov. 29, 1998 at Cin.).....	4
<i>Several players tied</i>	3

PASS ATTEMPTS

Byron Leftwich (Oct. 10, 2004 at S.D.).....	54
Blake Bortles (Oct. 27, 2016 at Ten.).....	54
Blake Bortles (Oct. 18, 2015 vs. Hou.).....	53
Mark Brunell (Oct. 20, 1996 at STL).....	52
Chad Henne (Dec. 29, 2013 at Ind.).....	51
Chad Henne (Dec. 23, 2012 vs. N.E.).....	51
Blake Bortles (Oct. 4, 2015 at Ind.).....	50
Mark Brunell (Sept. 10, 2000 at Bal.).....	50
Blake Bortles (Nov. 29, 2015 vs. S.D.).....	49
Blaine Gabbert (Oct. 28, 2012 at G.B.).....	49

INTERCEPTIONS

Mark Brunell (Oct. 20, 1996 at STL).....	5
Luke McCown (Sept. 18, 2011 at NYJ).....	4
David Garrard (Sept. 19, 2010 at S.D.).....	4
David Garrard (Nov. 12, 2006 vs. Hou.).....	4
<i>Several players tied</i>	3

AVG. GAIN PER ATTEMPT (MIN. 20 ATTEMPTS)

David Garrard (Oct. 21, 2010 at Dal.).....	12.38
Rob Johnson (Aug. 31, 1997 at Bal.).....	12.25
Byron Leftwich (Oct. 5, 2003 vs. S.D.).....	12.00
Mark Brunell (Nov. 1, 1998 at Bal.).....	11.85
Mark Brunell (Nov. 21, 1999 vs. N.O.).....	11.70
Mark Brunell (Sept. 22, 1996 at N.E.).....	11.08

PASS COMPLETIONS

Mark Brunell (Oct. 20, 1996 at STL).....	37
Byron Leftwich (Oct. 10, 2004 at S.D.).....	36
Blake Bortles (Oct. 27, 2016 at Ten.).....	33
Blake Bortles (Oct. 12, 2014 at Ten.).....	32
Blake Bortles (Nov. 29, 2015 vs. S.D.).....	30
Blake Bortles (Oct. 18 vs. Hou.).....	30
Chad Henne (Dec. 29, 2013 at Ind.).....	30
David Garrard (Oct. 18, 2009 vs. STL).....	30
Mark Brunell (Oct. 15, 1995 vs. Chi.).....	30

COMPLETION % (MIN. 20 ATTEMPTS)

Mark Brunell (Sept. 7, 2003 at Car.).....	85.2
Mark Brunell (Oct. 29, 2000 at Dal.).....	83.3
Rob Johnson (Aug. 31, 1997 at Bal.).....	83.3
David Garrard (Dec. 2, 2007 at Ind.).....	82.8
David Garrard (Oct. 31, 2010 at Dal.).....	81.0
David Garrard (Oct. 10, 2010 at Buf.).....	80.0
Mark Brunell (Oct. 6, 1996 at N.O.).....	80.0

SINGLE-GAME RECORDS

RUSHING

RUSHING YARDS

Fred Taylor (Nov. 19, 2000 at Pit.)	234
Fred Taylor (Dec. 21, 2003 vs. N.O.)	194
Maurice Jones-Drew (Dec. 5, 2010 at Ten.)	186
Fred Taylor (Dec. 6, 1998 vs. Det.)	183
Fred Taylor (Dec. 3, 2000 vs. Cle.)	181
Maurice Jones-Drew (Sept. 23, 2012 at Ind.)	177
Maurice Jones-Drew (Nov. 1, 2009 at Ten.)	177
Maurice Jones-Drew (Jan. 1, 2012 vs. Ind.)	169
Maurice Jones-Drew (Dec. 10, 2006 vs. Ind.)	166
Fred Taylor (Oct. 30, 2005 at STL)	165

RUSHING TOUCHDOWNS

James Stewart (Oct. 12, 1997 vs. Phi.)	5
Maurice Jones-Drew (Oct. 18, 2009 vs. STL)	3
Maurice Jones-Drew (Sept. 27, 2009 at Hou.)	3
Fred Taylor (Dec. 3, 2000 vs. Cle.)	3
Fred Taylor (Nov. 19, 2000 at Pit.)	3
Fred Taylor (Nov. 15, 1998 vs. T.B.)	3
Several players tied	2

RUSHING ATTEMPTS

Fred Taylor (Dec. 21, 2003 vs. N.O.)	34
Maurice Jones-Drew (Oct. 18, 2009 vs. STL)	33
Fred Taylor (Nov. 23, 2003 at NYJ)	32
Fred Taylor (Dec. 17, 2000 at Cin.)	32
Fred Taylor (Dec. 6, 1998 vs. Det.)	32
Maurice Jones-Drew (Dec. 5, 2010 at Ten.)	31
Fred Taylor (Oct. 29, 2000 at Dal.)	31
Several players tied	30

RUSHING AVERAGE (MIN. 10 ATTEMPTS)

Maurice Jones-Drew (Dec. 10, 2006 vs. Ind.)	11.07
Maurice Jones-Drew (Oct. 14, 2007 vs. Hou.)	10.42
Fred Taylor (Oct. 31, 1999 at Cin.)	8.53
Maurice Jones-Drew (Sept. 24, 2006 at Ind.)	7.92
Stacey Mack (Dec. 30, 2001 vs. K.C.)	7.81
Fred Taylor (Nov. 19, 2000 at Pit.)	7.80
Fred Taylor (Oct. 30, 2005 at STL)	7.50
Fred Taylor (Dec. 19, 2004 at G.B.)	7.50



RECEIVING & YARDAGE

RECEPTIONS

Keenan McCardell (Oct. 20, 1996 at STL)	16
Jimmy Smith (Sept. 10, 2000 at Bal.)	15
Justin Blackmon (Oct. 13, 2013 at Den.)	14
Jimmy Smith (Jan. 2, 2000 vs. Cin.)	14
Allen Hurns (Oct. 4, 2015 at Ind.)	11
Keenan McCardell (Dec. 23, 2000 at NYG)	11
Keenan McCardell (Oct. 1, 2000 vs. Pit.)	11
Keenan McCardell (Dec. 7, 1997 vs. N.E.)	11
Several players tied	10

RECEIVING TDs

Allen Robinson (Dec. 6, 2015 at Ten.)	3
Jimmy Smith (Sept. 10, 2000 at Bal.)	3
Several players tied	2

YARDS PER RECEPTION (MIN. 4 RECEPTIONS)

Justin Blackmon (Nov. 18, 2012 at Hou.)	33.7
Ernest Wilford (Dec. 24, 2005 at Hou.)	29.5
Andre Rison (Sept. 22, 1996 at N.E.)	28.8
Jimmy Smith (Nov. 9, 1997 vs. K.C.)	28.0

RECEIVING YARDS

Jimmy Smith (Sept. 10, 2000 at Bal.)	291
Justin Blackmon (Nov. 18, 2012 at Hou.)	236
Keenan McCardell (Oct. 20, 1996 at STL)	232
Jimmy Smith (Nov. 21, 1999 vs. N.O.)	220
Justin Blackmon (Oct. 13, 2013 at Den.)	190
Jimmy Smith (Jan. 2, 2000 vs. Cin.)	165
Jimmy Smith (Sept. 22, 1997 vs. Pit.)	164
Jimmy Smith (Dec. 1, 1996 vs. Cin.)	162
Pete Mitchell (Nov. 19, 1995 at T.B.)	161
Jimmy Smith (Nov. 16, 1997 vs. Ten.)	158

SCRIMMAGE YARDS

Jimmy Smith (Sept. 10, 2000 at Bal.)	291
Fred Taylor (Nov. 19, 2000 at Pit.)	248
Fred Taylor (Sept. 29, 2002 vs. NYJ)	237
Justin Blackmon (Nov. 18, 2012 at Hou.)	236
Keenan McCardell (Oct. 20, 1996 at STL)	232
Fred Taylor (Dec. 21, 2003 at N.O.)	225
Maurice Jones-Drew (Nov. 21, 2010 vs. Cle.)	220
Jimmy Smith (Nov. 21, 1999 vs. N.O.)	220
Fred Taylor (Sept. 20, 1998 vs. Bal.)	213
Fred Taylor (Dec. 6, 1998 vs. Det.)	206



ALL-PURPOSE YARDS

Maurice Jones-Drew (Dec. 10, 2006 vs. Ind.)	303
Jimmy Smith (Sept. 10, 2000 at Bal.)	291
Maurice Jones-Drew (Oct. 14, 2007 vs. Hou.)	260
Fred Taylor (Nov. 19, 2000 at Pit.)	248
Maurice Jones-Drew (Sept. 24, 2006 at Ind.)	244
Fred Taylor (Sept. 29, 2002 vs. NYJ)	237
Justin Blackmon (Nov. 18, 2012 at Hou.)	236
Keenan McCardell (Oct. 20, 1996 at STL)	232
Fred Taylor (Dec. 21, 2003 vs. N.O.)	225
Several players tied	220

PUNTING

PUNTS

Bryan Anger (Sept. 8, 2013 vs. K.C.)	11
Adam Podlesh (Nov. 16, 2008 vs. Ten.)	10
Bryan Anger (Oct. 21, 2012 at Oak.)	9
Bryan Anger (Sept. 16, 2012 vs. Hou.)	9
Nick Harris (Dec. 24, 2011 at Ten.)	9
Nick Harris (Nov. 27, 2011 vs. Hou.)	9
Chris Hanson (Oct. 16, 2005 at Pit.)	9
Chris Hanson (Sept. 19, 2004 vs. Den.)	9
Bryan Barker (Sept. 25, 2000 at Ind.)	9
Bryan Barker (Nov. 14, 1999 vs. Bal.)	9
Bryan Barker (Oct. 29, 1995 at Pit.)	9

PUNTS INSIDE 20

Bryan Barker (Nov. 14, 1999 vs. Bal.)	8
Bryan Anger (Nov. 17, 2013 vs. Ari.)	6
Bryan Barker (Oct. 3, 1999 vs. Pit.)	6

GROSS AVERAGE (MIN. 4 PUNTS)

Bryan Anger (Dec. 23, 2012 vs. N.E.)	56.3
Bryan Anger (Oct. 11, 2015 at T.B.)	55.3
BRAD NORTMAN (Oct. 16, 2016 at CHI.)	55.0
Bryan Barker (Oct. 19, 1997 at Dal.)	53.8
BRAD NORTMAN (Oct. 2, 2016 vs. Ind.)	53.6
Bryan Anger (Sept. 9, 2012 at Min.)	53.5
Bryan Anger (Sept. 23, 2012 at Ind.)	53.5

NET AVERAGE (MIN. 4 PUNTS)

BRAD NORTMAN (Oct. 16, 2016 at CHI.)	52.2
Bryan Anger (Nov. 4, 2012 vs. Det.)	50.5
Adam Podlesh (Dec. 23, 2007 vs. Oak.)	49.8
Chris Hanson (Nov. 10, 2002 vs. Was.)	48.2
Bryan Anger (Dec. 26, 2012 at Mia.)	47.4



SINGLE-GAME RECORDS

RETURNS

KICKOFF RETURNS

Deji Karim (Oct. 18, 2010 vs. Ten.)	7
Jermaine Lewis (Oct. 10, 2004 at S.D.)	7
Curtis Marsh (Nov. 12, 1995 vs. Sea.)	7
<i>Several players tied</i>	6

KICKOFF RETURN AVERAGE (MIN. 3 RETURNS)

Maurice Jones-Drew (Nov. 4, 2007 at N.O.)	47.33
Derrick Wimbush (Nov. 27, 2005 at Ari.)	46.00
Brian Witherspoon (Sept. 7, 2008 at Ten.)	41.33
Randy Jordan (Oct. 13, 1996 vs. NYJ)	39.67
Tiquan Underwood (Sept. 12, 2010 vs. Den.)	38.33



KICKOFF RETURN YARDS

Reggie Barlow (Oct. 25, 1998 at Den.)	206
Jordan Todman (Sept. 28, 2014 at S.D.)	174
Jordan Todman (Nov. 2, 2014 at Cin.)	173
Curtis Marsh (Nov. 12, 1995 vs. Sea.)	169
Deji Karim (Oct. 18, 2010 vs. Ten.)	168
Reggie Barlow (Dec. 7, 1997 vs. N.E.)	157
Rashad Jennings (Nov. 18, 2012 at Hou.)	149
David Allen (Dec. 14, 2003 at N.E.)	147
Alvis Whitted (Dec. 26, 1999 at Ten.)	147
Mike Thomas (Nov. 1, 2009 at Ten.)	146

PUNT RETURNS

Alvin Pearman (Dec. 18, 2005 vs. S.F.)	7
Alvin Pearman (Nov. 13, 2005 vs. Bal.)	7
Ace Sanders (Nov. 17, 2013 vs. Ari.)	6
Mike Thomas (Oct. 24, 2011 vs. Bal.)	6
David Allen (Dec. 7, 2003 vs. Hou.)	6
Reggie Barlow (Dec. 3, 2000 vs. Cle.)	6
R. Jay Soward (Oct. 8, 2000 vs. Bal.)	6
Reggie Barlow (Nov. 14, 1999 vs. Bal.)	6
Reggie Barlow (Sept. 20, 1998 vs. Bal.)	6
<i>Several players tied</i>	5

PUNT RETURN TDs

Rashad Greene (Dec. 13, 2015 vs. Ind.)	1
Mike Thomas (Dec. 19, 2010 at Ind.)	1
Bobby Shaw (Oct. 6, 2002 vs. Phi.)	1
Reggie Barlow (Nov. 21, 1999 vs. N.O.)	1
Reggie Barlow (Sept. 13, 1998 vs. K.C.)	1

KICKOFF RETURN TDs

Maurice Jones-Drew (Nov. 4, 2007 at N.O.)	1
Maurice Jones-Drew (Dec. 10, 2006 vs. Ind.)	1
Derrick Wimbush (Nov. 27, 2005 at Ari.)	1
Elvis Joseph (Nov. 18, 2001 at Pit.)	1
Alvis Whitted (Dec. 26, 1999 at Ten.)	1
Reggie Barlow (Dec. 7, 1997 vs. N.E.)	1
Jimmy Smith (Dec. 3, 1995 at Den.)	1

PUNT RETURN YARDS

Reggie Barlow (Sept. 13, 1998 vs. K.C.)	134
Mike Thomas (Dec. 19, 2010 at Ind.)	99
Desmond Howard (Sept. 24, 1995 vs. G.B.)	82
Reggie Barlow (Sept. 20, 1998 vs. Bal.)	81
Reggie Barlow (Nov. 21, 1999 vs. N.O.)	80
Reggie Barlow (Nov. 23, 1997 at Cin.)	79
Jermaine Lewis (Sept. 19, 2004 vs. Den.)	78
Rashad Greene (Nov. 19, 2015 vs. Ten.)	76
Reggie Barlow (Nov. 2, 1997 at Ten.)	76
<i>Several players tied</i>	73

PUNT RETURN YARD AVG.

Reggie Barlow (Sept. 13, 1998 vs. K.C.)	44.67
Reggie Barlow (Nov. 23, 1997 at Cin.)	26.33
Reggie Barlow (Nov. 2, 1997 at Ten.)	25.33
Mike Thomas (Dec. 19, 2010 at Ind.)	24.75
Reggie Barlow (Nov. 29, 1998 at Cin.)	23.00
Brian Witherspoon (Nov. 29, 2009 at S.F.)	21.00
Desmond Howard (Sept. 24, 1995 vs. G.B.)	20.50
Dennis Northcutt (Dec. 9, 2007 vs. Car.)	20.00

DEFENSE, FUMBLES & BLOCKS

INTERCEPTIONS

Davon House (Nov. 15, 2015 at Bal.)	2
Derek Cox (Oct. 31, 2010 at Dal.)	2
Rashean Mathis (Nov. 5, 2006 vs. Ten.)	2
Rashean Mathis (Sept. 18, 2006 vs. Pit.)	2
Terry Cousin (Nov. 13, 2005 vs. Bal.)	2
Rashean Mathis (Oct. 30, 2005 at STL)	2
Donovin Darius (Jan. 2, 2005 at Oak.)	2
Rashean Mathis (Dec. 19, 2004 at G.B.)	2
Marlon McCree (Sept. 15, 2002 at K.C.)	2
Rayna Stewart (Sept. 10, 2000 at Bal.)	2
Aaron Beasley (Sept. 12, 1999 vs. S.F.)	2
Deon Figures (Aug. 31, 1997 at Bal.)	2
<i>Several players tied</i>	1

TAKEAWAYS

Darren Carrington (Oct. 1, 1995 at Hou.)	3
--	---

FORCED FUMBLES

Tony Brackens (Oct. 3, 1999 vs. Pit.)	3
<i>Several players tied</i>	2

OPPONENT FUMBLE RECOVERIES

Telvin Smith (Nov. 23, 2014 at Ind.)	2
Tony Brackens (Sept. 29, 1996 vs. Car.)	2
Darren Carrington (Oct. 1, 1995 at Hou.)	2

INTs RETURNED FOR TOUCHDOWN

Telvin Smith (Oct. 25, 2015 vs. Buf.)	1
Dwayne Gratz (Dec. 28, 2014 at Hou.)	1
Paul Posluszny (Oct. 13, 2013 at Den.)	1
Rashean Mathis (Sept. 21, 2008 at Ind.)	1
Rashean Mathis (Oct. 5, 2008 vs. Pit.)	1
Clint Ingram (Dec. 9, 2007 vs. Car.)	1
Aaron Glenn (Oct. 28, 2007 at T.B.)	1
Scott Starks (Nov. 5, 2006 vs. Ten.)	1
Mike Peterson (Nov. 13, 2005 vs. Bal.)	1
Rashean Mathis (Oct. 16, 2005 at Pit.)	1
Tony Brackens (Nov. 28, 1999 at Bal.)	1
Aaron Beasley (Sept. 26, 1999 vs. Ten.)	1
Aaron Beasley (Sept. 12, 1999 vs. S.F.)	1
Mickey Washington (Oct. 22, 1995 at Cle.)	1

BLOCKED PUNTS

Hayes Pullard III (Nov. 29, 2015 vs. S.D.)	1
J.T. Thomas (Sept. 8, 2013 vs. K.C.)	1
Mike Harris (Dec. 30, 2012 at Ten.)	1
Kassim Osgood (Dec. 15, 2011 at Atl.)	1
Rashad Jennings (Sept. 19, 2010 at S.D.)	1
Jorge Cordova (Dec. 10, 2006 vs. Ind.)	1
Gerald Sensabaugh (Oct. 8, 2006 vs. NYJ)	1
Derrick Wimbush (Oct. 9, 2005 vs. Cin.)	1
Eric Westmoreland (Oct. 27, 2002 vs. Hou.)	1
Donovin Darius (Sept. 10, 2001 vs. Pit.)	1
Donovin Darius (Oct. 1, 2000 vs. Pit.)	1
Dave Thomas (Nov. 14, 1999 vs. Bal.)	1
Alvis Whitted (Nov. 1, 1998 at Bal.)	1
Dave Thomas (Oct. 12, 1997 vs. Phi.)	1
Mike Dumas (Dec. 3, 1995 at Den.)	1

SACKS

Chris Clemons (Nov. 23, 2014 at Ind.)	3.0
Paul Spicer (Sept. 25, 2005 at NYJ)	3.0
John Henderson (Oct. 6, 2002 vs. Phi.)	3.0
Kelvin Pritchett (Oct. 5, 1997 vs. Cin.)	3.0

TACKLES

Hardy Nickerson (Nov. 25, 2001 vs. Bal.)	23
Russell Allen (Sept. 16, 2012 vs. Hou.)	22
Wali Rainer (Oct. 13, 2002 at Ten.)	22
T.J. Slaughter (Nov. 25, 2001 vs. Bal.)	22
Paul Posluszny (Dec. 19, 2012 at Mia.)	21
Bryan Schwartz (Dec. 17, 1995 at Det.)	21
Russell Allen (Nov. 18, 2012 at Hou.)	20
Daryl Smith (Dec. 18, 2010 at Ind.)	20
Kevin Hardy (Nov. 1, 1998 at Bal.)	20

BLOCKED FIELD GOALS

Tyson Alualu (Dec. 27, 2015 at N.O.)	1
Chris Clemons (Sept. 13, 2015 vs. Car.)	1
Rashean Mathis (Oct. 2, 2005 vs. Den.)	1
John Henderson (Dec. 8, 2002 vs. Cle.)	1
Marcus Stroud (Sept. 8, 2002 vs. Ind.)	1
Marcus Stroud (Dec. 3, 2001 vs. G.B.)	1
Clyde Simmons (Sept. 22, 1997 vs. Pit.)	1
Clyde Simmons (Dec. 1, 1996 vs. Cin.)	1

ROOKIE RECORDS

SCORING & PASSING

POINTS (SEASON)

Fred Taylor (1998).....	102
Maurice Jones-Drew (2006)	96
Josh Scobee (2004).....	93
Seth Marler (2003).....	90
Allen Hurns (2014).....	36
Justin Blackmon (2012).....	32
Willie Jackson (1995)	32
Matt Jones (2005).....	30
Hayden Epstein (2002)	28
Several players tied.....	18

TOUCHDOWNS (SEASON)

Fred Taylor (1998).....	17
Maurice Jones-Drew (2006)	16
Allen Hurns (2014).....	6
Matt Jones (2005).....	5
Justin Blackmon (2012).....	5
Greg Jones (2004).....	3
LaBrandon Toefield (2003).....	3
Elvis Joseph (2001).....	3
James Stewart (1995).....	3
Several players tied.....	2

PASSING YARDS (SEASON)

Blake Bortles (2014)	2,908
Byron Leftwich (2003)	2,819
Blaine Gabbert (2011)	2,214
Jonathan Quinn (1998).....	387
David Garrard (2002).....	231
LaBrandon Toefield (2003).....	32
Rob Johnson (1995).....	24
Ace Sanders (2013)	21
Matt Jones (2005)	12

PASSING YARDS (GAME)

Blake Bortles (Oct. 12, 2014 at Ten.)	336
Byron Leftwich (Oct. 5, 2003 vs. S.D.).....	336
Blake Bortles (Nov. 9, 2014 vs. Dal.).....	290
Byron Leftwich (Dec. 14, 2003).....	288
Byron Leftwich (Oct. 12, 2003).....	256
Blake Bortles (Sept. 28, 2014 at S.D.).....	254
Blake Bortles (Nov. 2, 2014 at Cin.).....	247
Byron Leftwich (Sept. 28, 2003 at Hou.)	231
Byron Leftwich (Nov. 30, 2003 vs. T.B.).....	224
Blake Bortles (Sept. 21, 2014 vs. Ind.).....	223

PASS ATTEMPTS (SEASON)

Blake Bortles (2014)	475
Byron Leftwich (2003).....	418
Blaine Gabbert (2011)	413
Jonathan Quinn (1998).....	64
David Garrard (2002).....	46
Rob Johnson (1995).....	7
Matt Jones (2005).....	3
LaBrandon Toefield (2003).....	2
Ace Sanders (2013)	1

PASS ATTEMPTS (GAME)

Blake Bortles (Oct. 12, 2014 at Ten.)	46
Byron Leftwich (Oct. 12, 2003 vs. Mia.).....	42
Blaine Gabbert (Dec. 24, 2011 at Ten.).....	42
Blaine Gabbert (Oct. 2, 2011 vs. N.O.).....	42
Blaine Gabbert (Nov. 20, 2011 at Cle.)	41
Byron Leftwich (Dec. 14, 2003 at N.E.)	40
Blake Bortles (Dec. 14, 2014 at Bal.)	37
Blake Bortles (Dec. 7, 2014 vs. Hou.).....	39
Blake Bortles (Nov. 9, 2014 vs. Dal.).....	37
Blake Bortles (Sept. 28, 2014 at S.D.).....	37

PASS COMPLETIONS (SEASON)

Blake Bortles (2014)	280
Byron Leftwich (2003)	239
Blaine Gabbert (2011)	210
Jonathan Quinn (1998).....	34
David Garrard (2002).....	23
Rob Johnson (1995).....	3
Matt Jones (2005).....	2
LaBrandon Toefield (2003).....	1
Ace Sanders (2013)	1

PASS COMPLETIONS (GAME)

Blake Bortles (Oct. 12, 2014 at Ten.)	32
Blake Bortles (Sept. 28, 2014 at S.D.).....	29
Byron Leftwich (Oct. 12, 2003 vs. Mia.).....	24
Blake Bortles (Nov. 9, 2014 vs. Dal.).....	22
Blake Bortles (Nov. 2, 2014 at Cin.).....	22
Blake Bortles (Oct. 5, 2014 vs. Pit.).....	22
Blaine Gabbert (Nov. 20, 2011 at Cle.)	22
Byron Leftwich (Nov. 2, 2003 at Bal.)	22
Several players tied.....	21

PASSING TDs (SEASON)

Byron Leftwich (2003)	14
Blaine Gabbert (2011)	12
Blake Bortles (2014)	11
Jonathan Quinn (1998).....	2
David Garrard (2002).....	1
Ace Sanders (2013)	1

PASSING TDs (GAME)

Blake Bortles (Nov. 2, 2014 at Cin.).....	2
Blake Bortles (Sept. 21, 2014 vs. Ind.).....	2
Blaine Gabbert (Dec. 11, 2011 vs. T.B.)	2
Blaine Gabbert (Dec. 5, 2011 vs. S.D.)	2
Byron Leftwich (Oct. 5, 2003 vs. S.D.).....	2
Byron Leftwich (Nov. 30, 2003 vs. T.B.).....	2
Several players tied.....	1

INTERCEPTIONS (SEASON)

Blake Bortles (2014)	17
Byron Leftwich (2003)	16
Blaine Gabbert (2011).....	11
Jonathan Quinn (1998).....	3
David Garrard (2002).....	2
Rob Johnson (1995).....	1

INTERCEPTIONS (GAME)

Blake Bortles (Oct. 19, 2014 vs. Cle.).....	3
Byron Leftwich (Oct. 12, 2003 vs. Mia.).....	3
Byron Leftwich (Sept. 28, 2003 at Hou.)	3
Several players tied.....	2



RUSHING

RUSHING YARDS (SEASON)

Fred Taylor (1998).....	1,223
Maurice Jones-Drew (2006)	941
T.J. Yeldon (2015).....	740
James Stewart (1995).....	525
Blake Bortles (2014)	419
Elvis Joseph (2001).....	294
LaBrandon Toefield (2003).....	212
Rashad Jennings (2009).....	202
Greg Jones (2004).....	162
Deji Karim (2010)	160

RUSHING YARDS (GAME)

Fred Taylor (Dec. 6, 1998 vs. Det.).....	183
Maurice Jones-Drew (Dec. 10, 2006 vs. Ind.)	166
Maurice Jones-Drew (Dec. 24, 2006 vs. N.E.)	131
Fred Taylor (Nov. 15, 1998 vs. T.B.).....	128
Fred Taylor (Sept. 20, 1998 vs. Bal.)	128
Fred Taylor (Nov. 8, 1998 vs. Cin.).....	118
Fred Taylor (Sept. 27, 1998 at Ten.).....	116
T.J. Yeldon (Oct. 25, 2015 vs. Buf.)	115
T.J. Yeldon (Oct. 4, 2015 at Ind.).....	105
Fred Taylor (Dec. 20, 1998 at Min.).....	105

RUSHING ATTEMPTS (SEASON)

Fred Taylor (2003).....	264
T.J. Yeldon (2015).....	182
Maurice Jones-Drew (2006)	166
James Stewart (1995).....	137
Elvis Joseph (2001).....	68
Greg Jones (2004).....	62
Blake Bortles (2014)	419
LaBrandon Toefield (2003).....	53
Blaine Gabbert (2011)	48
Rashad Jennings (2009).....	39
Alvin Pearman (2005).....	39

ROOKIE RECORDS

RUSHING

RUSHING ATTEMPTS (GAME)

Fred Taylor (Dec. 6, 1998 vs. Det.).....	32
Fred Taylor (Nov. 8, 1998 vs. Cin.).....	27
Maurice Jones-Drew (Dec. 17, 2006 at Ten.).....	25
Fred Taylor (Sept. 27, 1998 at Ten.).....	25
T.J. Yeldon (Sept. 20, 2015 vs. Mia.).....	25
Fred Taylor (Dec. 20, 1998 at Min.).....	23
Fred Taylor (Sept. 20, 1998 vs. Bal.).....	23
T.J. Yeldon (Oct. 4, 2015 at Ind.).....	22
Fred Taylor (Nov. 1, 1998 at Bal.).....	22
Maurice Jones-Drew (Oct. 29, 2006 at Phi.).....	21
Fred Taylor (Dec. 28, 1998 vs. Pit.).....	21

RUSHING TDs (SEASON)

Fred Taylor (1998).....	14
Maurice Jones-Drew (2006).....	13
Greg Jones (2004).....	3
T.J. Yeldon (2015).....	2
Storm Johnson (2014).....	2
Byron Leftwich (2003).....	2
LaBrandon Toefield (2003).....	2
David Garrard (2002).....	2
James Stewart (1995).....	2
Several players tied.....	1

RUSHING TDs (GAME)

Fred Taylor (Nov. 15, 1998 vs. T.B.).....	3
Maurice Jones-Drew (Dec. 24, 2006 vs. N.E.).....	2
Maurice Jones-Drew (Dec. 10, 2006 vs. Ind.).....	2
Maurice Jones-Drew (Oct. 8, 2006 vs. NYJ).....	2
David Garrard (Oct. 13, 2002 at Ten.).....	2
Fred Taylor (Oct. 12, 1998 vs. Mia.).....	2
Fred Taylor (Dec. 6, 1998 vs. Det.).....	2
Several players tied.....	1

RECEIVING & YARDAGE

RECEPTIONS (SEASON)

Justin Blackmon (2012).....	64
Willie Jackson (1995).....	53
Allen Hurns (2014).....	51
Ace Sanders (2013).....	51
Allen Robinson (2014).....	48
Mike Thomas (2009).....	48
Maurice Jones-Drew (2006).....	46
Fred Taylor (1998).....	44
Pete Mitchell (1995).....	41
Marqise Lee (2014).....	37

RECEIVING TDs (SEASON)

Allen Hurns (2014).....	6
Justin Blackmon (2012).....	5
Matt Jones (2005).....	5
Willie Jackson (1995).....	5
Fred Taylor (1998).....	3
Several players tied.....	2

SCRIMMAGE YARDS (SEASON)

Fred Taylor (1998).....	1,644
Maurice Jones-Drew (2006).....	1,377
T.J. Yeldon (2015).....	1,019
Justin Blackmon (2012).....	888
James Stewart (1995).....	715
Allen Hurns (2014).....	677
Willie Jackson (1995).....	589
Allen Robinson (2014).....	548

RECEPTIONS (GAME)

Pete Mitchell (Nov. 19, 1995 at T.B.).....	10
Fred Taylor (Sept. 20, 1998 vs. Bal.).....	9
Allen Robinson (Oct. 12, 2014 at Ten.).....	8
Ace Sanders (Dec. 1, 2013 at Cle.).....	8
Ace Sanders (Nov. 17, 2013 vs. Ari.).....	8
Zach Miller (Jan. 3, 2010 at Cle.).....	8
Several players tied.....	7

YARDS/REC. (SEASON) (MIN. 25 RECEPTIONS)

Justin Blackmon (2012).....	13.52
Allen Hurns (2014).....	13.27
Pete Mitchell (1995).....	12.85
Matt Jones (2005).....	12.00
Allen Robinson (2014).....	11.42
Marqise Lee (2014).....	11.41
Willie Jackson (1995).....	11.11
Reggie Williams (2004).....	9.93
Fred Taylor (1998).....	9.57
Ace Sanders (2013).....	9.49

ALL-PURPOSE YARDS (SEASON)

Maurice Jones-Drew (2006).....	2,250
Fred Taylor (1998).....	1,653
Brian Witherspoon (2008).....	1,442
Deji Karim (2010).....	1,418
Mike Thomas (2009).....	1,301
David Allen (2003).....	1,223
T.J. Yeldon (2015).....	1,019

RECEIVING YARDS (SEASON)

Justin Blackmon (2012).....	865
Allen Hurns (2014).....	677
Willie Jackson (1995).....	589
Allen Robinson (2014).....	548
Pete Mitchell (1995).....	527
Ace Sanders (2013).....	484
Mike Thomas (2009).....	453
Maurice Jones-Drew (2006).....	436
Matt Jones (2005).....	432
Marqise Lee (2014).....	422

YARDS/REC. (GAME) (MIN. 4 RECEPTIONS)

Justin Blackmon (Nov. 18, 2012 at Hou.).....	33.71
Allen Hurns (Sept. 7, 2014 at Phi.).....	27.50
Matt Jones (Nov. 13, 2005 vs. Bal.).....	23.40
Willie Jackson (Dec. 24, 1995 vs. Cle.).....	20.25
T.J. Yeldon (Dec. 6, 2015 at Ten.).....	19.75
Willie Jackson (Dec. 10, 1995 vs. Ind.).....	18.83
Allen Robinson (Sept. 14, 2014 at Was.).....	18.75
Mike Sims-Walker (Oct. 5, 2008 vs. Pit.).....	17.83

100-YARD RECEIVING GAMES (SEASON)

Allen Hurns (2014).....	2
Justin Blackmon (2012).....	1
Matt Jones (2005).....	1
Pete Mitchell (1995).....	1

DEFENSE

SACKS (SEASON)

Tony Brackens (1996).....	7.0
John Henderson (2002).....	6.5
Kevin Hardy (1996).....	5.5
YANNICK NGAKOUE (2016).....	4.0
Tyson Alualu (2010).....	3.5
Derrick Harvey (2008).....	3.5
Bobby McCray (2004).....	3.5
Chris Smith (2014).....	3.0
Akin Ayodele (2002).....	3.0
Larry Smith (1999).....	3.0

INTERCEPTIONS (SEASON)

Reggie Nelson (2007).....	5
Derek Cox (2009).....	4
Dwayne Gratz (2013).....	2
Rashean Mathis (2003).....	2
Fernando Bryant (1999).....	2
Kevin Hardy (1996).....	2

TACKLES (SEASON)

Bryan Schwartz (1995).....	161
Kevin Hardy (1996).....	130
Clint Ingram (2006).....	117
Akin Ayodele (2002).....	108
T.J. Slaughter (2000).....	108

TACKLES (GAME)

Bryan Schwartz (Dec. 17, 1995 at Det.).....	21
Bryan Schwartz (Dec. 24, 1995 vs. Cle.).....	19
Bryan Schwartz (Dec. 10, 1995 vs. Ind.).....	17

TAKEAWAYS (SEASON)

Derek Cox (2009).....	5
Reggie Nelson (2007).....	5
Fernando Bryant (1999).....	5



OPPONENT RECORDS

SCORING

POINTS

Jeff Reed, Pittsburgh (12/1/02).....19
 Several players tied (K. Moreno, Den., 2013)18

TOUCHDOWNS

Several players tied (D. Martin, T.B., 2013) 3

PASSING

PASSING YARDS

Matt Schaub, Hou. (11/18/12) 527
 Drew Brees, N.O. (11/4/07) 445
 Peyton Manning, Ind. (9/25/00) 440
 Carson Palmer, Ari. (11/17/13) 419
 Drew Brees, N.O. (12/27/15) 412

PASS ATTEMPTS

Matt Schaub, Hou. (11/16/12).....55
 Vinny Testaverde, Bal. (11/24/96)50
 Rich Gannon, K.C. (11/9/97)50
 Shane Matthews, Was. (11/10/02)50
 Peyton Manning, Ind. (12/10/06)50

INTERCEPTIONS THROWN

Jon Kitna, Dal. (10/31/10)..... 4
 Several players tied (J. Russell, Oak. 2007) 3

TOUCHDOWN PASSES

Steve McNair, Ten. (12/26/99) 5
 Tony Banks, Bal. (9/10/00) 5
 Matt Schaub, Hou. (11/18/12)..... 5
 Several players tied (P. Rivers, S.D., 2015) 4

PASS COMPLETIONS

Matt Schaub, Hou. (11/18/12).....43
 Drew Brees, N.O. (11/4/07)35
 Jon Kitna, Dal. (10/31/10).....34
 Joe Flacco, Bal. (11/15/15)34
 Two players tied33

RUSHING

RUSHING YARDS

Chris Johnson, Ten. (11/1/09) 228
 Arian Foster, Hou. (1/2/10) 180
 Steven Jackson, Stl. (10/30/05) 179
 Shawn Alexander, Sea. (10/7/01) 176
 Chris Brown, Ten. (9/9/07)..... 175

RUSHING ATTEMPTS

Terry Allen, Was. (9/28/97)36
 Several players tied (A. Foster, Hou., 2011)33

LONGEST RUSHING TDs

Chris Johnson, Ten. (11/1/09)89
 Marcus Mariota, Ten. (12/6/15).....87
 Joey Galloway, Sea. (11/12/95)86
 Chris Johnson, Ten. (11/1/09)52

RUSHING TOUCHDOWNS

Several players tied (K. Moreno, Den., 2013) 3

YARDAGE

SCRIMMAGE YARDS

Andre Johnson, Hou. (11/18/12) 273
 Josh Gordon, Cle. (12/1/13) 261
 Chris Johnson, Ten. (11/1/09) 239
 Terrell Davis, Den. (10/25/98) 212
 Albert Connell, Was. (10/22/00)..... 211

ALL-PURPOSE YARDS

Andre Johnson, Hou. (11/18/12) 273
 Ridel Anthony, T.B. (11/15/98) 269
 Josh Gordon, Cle. (12/1/13) 261
 Eddy Drummond, Det. (11/14/04) 257
 Andre Davis, Hou. (12/30/07)..... 254

RECEIVING

RECEPTIONS

Reggie Wayne, Ind. (10/3/10)15
 Tim Brown, Oak. (12/21/97).....14
 David Boston, S.D. (10/5/03)14
 Andre Johnson, Hou. (11/18/12)14
 Several players tied (A. Johnson, Hou. 2013)13

RECEIVING YARDS

Andre Johnson, Hou. (11/18/12) 273
 Josh Gordon, Cle. (12/1/13) 261
 Albert Connell, Was. (10/22/00)..... 211
 Terrell Owens, Buf. (11/22/09) 197
 Several players tied (R. Wayne, Ind., 2010)..... 196

LONGEST RECEPTIONS

Terrell Owens, Buf. (11/22/09)98
 Josh Gordon, Cle. (12/1/13)95
 Michael Floyd, Ari. (11/17/13).....91
 Kevin Curtis, Stl. (10/30/05)83
 Kenny Britt, Ten. (9/11/11).....80

RECEIVING TOUCHDOWNS

Several players tied (R. Moss, N.E., 2009) 3

KICKING

FIELD GOALS

Jeff Reed, Pit. (12/1/02) 6
 Adam Vinatieri, N.E. (9/22/96) 5
 Matt Stover, Bal. (10/8/00)..... 5

LONGEST FIELD GOALS

Jason Elam, Den. (10/25/98).....63
 Blair Walsh, Min. (9/9/12)55
 Ryan Longwell, Min. (11/23/08)54
 Several players tied (N. Rackers, Hou., 2011)53

PUNTING

PUNTS

Chris Gardocki, Cle. (12/3/00).....12
 Several players tied (B. Hartmann, Hou., 2011)10

LONGEST PUNTS

Brian Moorman, Buf. (9/12/04)80
 Josh Miller, Pit. (12/2/99)75
 Kyle Larson, Cin. (10/9/05)75
 Craig Hentrich, Ten. (11/5/06).....73

INSIDE THE 20 (MIN. 5 PUNTS)

Several players tied (D. Colquitt, K.C., 2013) 5

GROSS AVERAGE (MIN. 4 PUNTS)

Craig Hentrich, Ten. (11/4/01).....57.5
 Mat McBriar, Dal. (9/10/06)53.2
 Josh Miller, Pit. (12/2/99)52.7

EXTRA POINTS

Several players tied (P. Dawson, S.F., 2013) 6

MOST BLOCKED KICKS (FGs, PATs)

Several players tied (Z. Smith, Bal., 2015)..... 1

OPPONENT RECORDS

DEFENSE

SACKS

Ryan Kerrigan, Was. (9/14/14).....	4.0
Connor Barwin, Hou. (11/27/11).....	4.0
John Abraham, Atl. (12/15/11)	3.5
Whitney Mercilus, Hou. (1/3/16).....	3.5

TACKLES

Steven Tulloch, Ten. (12/5/10)	17
Keith Brooking, Atl. (12/28/03).....	15
Jonathan Joseph, Cin. (11/2/08)	15
Jerod Mayo, N.E. (12/27/09)	15

INTERCEPTIONS

Samari Rolle, Ten. (12/26/99).....	3
Several players tied (M.Williams, NYJ, 2015)	2

LONGEST INTERCEPTION RETURN TDs

Anthony Henry, Cle. (12/16/01)	97t
Anthony Parker, Stl. (10/20/96).....	92t
Adam Jones, Ten. (12/17/06)	83t
Matt Giordano, Stl. (10/6/12)	82t

RETURNS

PUNT RETURNS

Jacoby Jones, Hou. (11/27/11).....	7
Dexter McCluster, K.C. (9/8/13).....	7
Several players tied (T. Holliday, Hou., 2012)	6

PUNT RETURN YARDS

Eddie Drummond, Det. (11/14/04)	199
Darius Reynaud, Ten. (12/30/12)	160
Jacoby Jones, Hou. (11/27/11).....	116
Roscoe Parrish, Buf. (11/26/06).....	104

LONGEST PUNT RETURNS

Eddie Drummond, Det. (11/14/04)	83t
Peter Warrick, Cin. (12/17/00).....	82t
Terrence Wilkins, Ind. (9/24/06)	82t
Roscoe Parrish, Buf. (11/26/06).....	82t

KICKOFF RETURNS

MarTey Jenkins, Ari. (12/10/00).....	8
Nate Jacquet, Min. (12/23/01)	8
Justin Miller, NYJ (10/8/06).....	8

KICKOFF RETURN YARDS

Andre Davis, Hou. (12/30/07).....	234
Glyn Milburn, Chi. (9/6/98).....	197
Adam Jones, Ten. (11/20/05)	196

LONGEST KICKOFF RETURNS

Andre Davis, Hou. (12/30/07).....	104t
Andre Davis, Hou. (12/30/07).....	97t
Aaron Bailey, Ind. (12/10/95)	95t
Chad Simpson, Ind. (12/17/09)	93t
Glyn Milburn, Chi. (9/6/98).....	88t



LEAGUE STATISTICS

REGULAR SEASON WEEK 9 AT KANSAS CITY

WEEK 8 / THROUGH MONDAY, OCTOBER 31, 2016

OFFENSE	Atl.	T.B.	Denv.	Oak.	Pitt.	Balt.	Dal.	Clev.
GAMES (Won-Lost)	5-3	3-4	6-2	6-2	4-3	3-4	6-1	0-8
FIRST DOWNS	184	151	156	168	137	134	170	155
Rushing	54	38	50	44	32	29	71	41
Passing	121	92	89	109	95	87	86	101
Penalty	9	21	17	15	10	18	13	13
YDS GAINED (tot)	3402	2462	2611	3213	2606	2327	2869	2847
Avg per Game	425.3	351.7	326.4	401.6	372.3	332.4	409.9	355.9
RUSHING (net)	892	794	838	932	732	604	1154	912
Avg per Game	111.5	113.4	104.8	116.5	104.6	86.3	164.9	114.0
Rushes	202	202	215	195	164	158	236	185
Yards per Rush	4.4	3.9	3.9	4.8	4.5	3.8	4.9	4.9
PASSING (net)	2510	1668	1773	2281	1874	1723	1715	1935
Avg per Game	313.8	238.3	221.6	285.1	267.7	246.1	245.0	241.9
Passes Att.	279	269	273	323	274	309	222	300
Completed	193	158	169	214	174	189	144	179
Pct Completed	69.2	58.7	61.9	66.3	63.5	61.2	64.9	59.7
Yards Gained	2636	1776	1880	2321	1966	1837	1773	2065
Sacked	20	16	18	9	11	15	11	22
Yards Lost	126	108	107	40	92	114	58	130
Had intercepted	4	9	5	3	7	6	2	9
Yards Opp Ret	14	185	48	5	52	115	0	29
Opp TDs on Int	1	1	1	0	0	0	0	0
PUNTS	24	38	39	40	30	37	22	39
Avg Yards	46.9	46.6	46.6	49.0	45.8	48.1	47.4	46.0
PUNT RETURNS	12	14	16	21	9	13	10	13
Avg Return	13.8	9.5	9.8	11.0	11.4	5.9	8.0	7.3
Returned for TD	0	0	0	0	0	0	0	0
KICKOFF RETURNS	13	9	9	15	12	10	9	14
Avg Return	21.5	14.6	23.7	20.6	21.6	28.5	22.8	17.1
Returned for TD	0	0	0	0	0	0	0	0
PENALTIES	57	47	59	86	42	56	47	55
Yards Penalized	518	418	493	728	440	438	368	415
FUMBLES BY	2	10	12	7	9	10	10	14
Fumbles Lost	2	3	6	3	2	5	4	3
Opp Fumbles	10	8	11	16	10	9	14	6
Opp Fum Lost	2	6	8	6	5	5	6	2
POSS. TIME (avg)	29:29	30:10	29:06	30:59	29:47	31:13	32:42	28:10
TOUCHDOWNS	30	19	21	25	21	11	21	18
Rushing	8	4	8	8	4	5	12	8
Passing	19	14	10	17	17	5	9	9
Returns	3	1	3	0	0	1	0	1
EXTRA-PT KICKS	27/27	13/15	18/19	20/20	19/19	9/9	20/20	13/14
2-PT CONVERSIONS	2/3	2/4	1/2	3/4	2/2	2/3	0/0	2/4
FIELD GOALS/FGA	17/18	7/12	16/18	13/18	7/10	18/18	14/16	11/15
POINTS SCORED	262	152	194	215	170	133	188	158
DEFENSE	Atl.	T.B.	Denv.	Oak.	Pitt.	Balt.	Dal.	Clev.
POINTS ALLOWED	231	189	136	203	150	139	130	238
OPP FIRST DOWNS	191	146	145	174	147	108	149	179
Rushing	47	40	45	53	44	20	36	57
Passing	125	94	85	102	90	78	100	110
Penalty	19	12	15	19	13	10	13	12
OPP YARDS GAINED	3034	2730	2410	3283	2731	2113	2441	3372
Avg per Game	379.3	390.0	301.3	410.4	390.1	301.9	348.7	421.5
OPP RUSHING (net)	751	807	939	1000	747	573	650	1150
Avg per Game	93.9	115.3	117.4	125.0	106.7	81.9	92.9	143.8
Rushes	187	194	220	208	160	163	151	242
Yards per Rush	4.0	4.2	4.3	4.8	4.7	3.5	4.3	4.8
OPP PASSING (net)	2283	1923	1471	2283	1984	1540	1791	2222
Avg per Game	285.4	274.7	183.9	285.4	283.4	220.0	255.9	277.8
Passes Att.	334	251	284	289	274	237	273	275
Completed	227	152	152	182	182	158	185	173
Pct Completed	68.0	60.6	53.5	63.0	66.4	66.7	67.8	62.9
Sacked	18	15	26	11	8	16	14	14
Yards Lost	120	88	148	57	28	102	58	86
INTERCEPTED BY	6	4	8	7	3	8	4	6
Yards Returned	175	33	184	100	20	42	41	62
Returned for TD	2	1	2	0	0	0	0	1
OPP PUNT RETURNS	10	14	17	17	13	20	10	18
Avg return	11.4	6.6	6.6	13.0	9.7	14.7	12.4	8.6
OPP KICKOFF RET	16	8	15	21	9	13	14	11
Avg return	19.7	24.8	15.7	21.6	20.9	19.8	24.3	23.5
OPP TOUCHDOWNS	27	23	13	23	16	18	14	29
Rushing	7	7	6	8	8	3	3	10
Passing	19	14	6	15	8	14	11	19
Returns	1	2	1	0	0	1	0	0

WEEK 8 / THROUGH MONDAY, OCTOBER 31, 2016

OFFENSE	Jax	K.C.	NY-J	Miami	Det.	Minn.	Phil.	NY-G
GAMES (Won-Lost)	2-5	5-2	3-5	3-4	4-4	5-2	4-3	4-3
FIRST DOWNS	143	142	151	123	167	120	135	132
Rushing	28	36	46	44	41	27	46	31
Passing	95	98	90	70	105	85	75	88
Penalty	20	8	15	9	21	8	14	13
YDS GAINED (tot)	2314	2508	2726	2447	2729	2053	2224	2417
Avg per Game	330.6	358.3	340.8	349.6	341.1	293.3	317.7	345.3
RUSHING (net)	508	744	881	840	684	503	766	492
Avg per Game	72.6	106.3	110.1	120.0	85.5	71.9	109.4	70.3
Rushes	134	178	213	168	174	189	188	147
Yards per Rush	3.8	4.2	4.1	5.0	3.9	2.7	4.1	3.3
PASSING (net)	1806	1764	1845	1607	2045	1550	1458	1925
Avg per Game	258.0	252.0	230.6	229.6	255.6	221.4	208.3	275.0
Passes Att.	290	256	285	213	282	236	229	270
Completed	174	170	160	139	191	153	150	175
Pct Completed	60.0	66.4	56.1	65.3	67.7	64.8	65.5	64.8
Yards Gained	1904	1861	1915	1728	2154	1678	1526	1984
Sacked	17	17	17	18	19	19	15	11
Yards Lost	98	97	70	121	109	128	68	59
Had intercepted	9	2	12	7	4	1	3	6
Yards Opp Ret	117	20	77	53	68	0	27	47
Opp TDs on Int	0	0	1	1	0	0	0	0
PUNTS	33	33	37	37	29	39	33	34
Avg Yards	48.8	44.5	43.2	46.3	49.3	43.8	45.2	48.0
PUNT RETURNS	18	17	8	17	11	16	12	12
Avg Return	6.1	14.9	7.0	11.6	13.4	13.4	10.1	5.8
Returned for TD	0	0	0	1	1	2	0	0
KICKOFF RETURNS	20	16	17	13	19	13	11	11
Avg Return	21.0	22.1	25.7	21.7	22.5	22.8	37.3	27.0
Returned for TD	0	0	0	0	0	0	2	0
PENALTIES	66	39	47	53	60	45	61	42
Yards Penalized	629	302	383	518	555	418	497	465
FUMBLES BY	8	7	11	7	2	10	13	11
Fumbles Lost	4	5	5	4	1	4	4	8
Opp Fumbles	8	12	11	10	9	12	14	8
Opp Fum Lost	2	5	3	3	3	7	7	1
POSS. TIME (avg)	27:01	30:42	31:43	27:40	29:25	31:04	31:52	25:57
TOUCHDOWNS	15	18	16	17	20	15	18	14
Rushing	3	5	7	9	3	3	6	4
Passing	12	10	8	7	16	8	9	8
Returns	0	3	1	1	1	4	3	2
EXTRA-PT KICKS	14/14	16/17	15/16	15/15	18/19	12/14	16/17	13/14
2-PT CONVERSIONS	1/1	0/0	0/0	1/1	1/1	1/1	1/1	0/0
FIELD GOALS/FGA	11/13	14/17	13/15	9/12	13/16	11/14	17/18	12/13
POINTS SCORED	139	166	150	146	183	139	179	133
DEFENSE	Jax	K.C.	NY-J	Miami	Det.	Minn.	Phil.	NY-G
POINTS ALLOWED	196	137	208	159	190	104	117	141
OPP FIRST DOWNS	152	136	164	144	174	125	136	147
Rushing	50	37	36	47	56	35	47	42
Passing	80	91	114	82	103	74	72	93
Penalty	22	8	14	15	15	16	17	12
OPP YARDS GAINED	2445	2505	2905	2569	2960	2080	2302	2527
Avg per Game	349.3	357.9	363.1	367.0	370.0	297.1	328.9	361.0
OPP RUSHING (net)	873	791	592	949	885	648	803	655
Avg per Game	124.7	113.0	74.0	135.6	110.6	92.6	114.7	93.6
Rushes	211	174	179	218	199	160	170	184
Yards per Rush	4.1	4.5	3.3	4.4	4.4	4.1	4.7	3.6
OPP PASSING (net)	1572	1714	2313	1620	2075	1432	1499	1872
Avg per Game	224.6	244.9	289.1	231.4	259.4	204.6	214.1	267.4
Passes Att.	250	257	303	239	273	259	239	307
Completed	165	164	200	150	201	147	137	183
Pct Completed	66.0	63.8	66.0	62.8	73.6	56.8	57.3	59.6
Sacked	13	14	15	16	18	20	22	9
Yards Lost	77	87	104	110	101	152	137	64
INTERCEPTED BY	3	11	6	3	4	9	6	6
Yards Returned	39	150	90	33	14	132	97	88
Returned for TD	0	2	0	0	0	1	1	1
OPP PUNT RETURNS	14	14	17	15	16	11	9	14
Avg return	7.4	4.6	9.3	9.7	6.2	8.1	12.1	10.6
OPP KICKOFF RET	4	13	15	12	10	16	14	12
Avg return	21.3	27.1	19.1	19.2	17.8	28.1	17.6	19.1
OPP TOUCHDOWNS	20	16	24	17	22	11	13	12
Rushing	9	3	5	6	3	4	4	5
Passing	11	13	15	10	19	6	8	7
Returns	0	0	4	1	0	1	1	0

WEEK 8 / THROUGH MONDAY, OCTOBER 31, 2016

OFFENSE	Car.	L.A.	N.O.	S.F.	Ind.	G.B.	Tenn.	S.D.
GAMES (Won-Lost)	2-5	3-4	3-4	1-6	3-5	4-3	4-4	3-5
FIRST DOWNS	156	123	174	131	174	158	169	168
Rushing	48	34	39	55	50	40	64	45
Passing	97	76	123	64	103	96	88	108
Penalty	11	13	12	12	21	22	17	15
YDS GAINED (tot)	2715	2153	2905	2030	2884	2396	3022	2926
Avg per Game	387.9	307.6	415.0	290.0	360.5	342.3	377.8	365.8
RUSHING (net)	867	559	617	900	797	737	1218	752
Avg per Game	123.9	79.9	88.1	128.6	99.6	105.3	152.3	94.0
Rushes	200	175	170	220	189	170	250	205
Yards per Rush	4.3	3.2	3.6	4.1	4.2	4.3	4.9	3.7
PASSING (net)	1848	1594	2288	1130	2087	1659	1804	2174
Avg per Game	264.0	227.7	326.9	161.4	260.9	237.0	225.5	271.8
Passes Att.	259	237	308	213	311	275	249	294
Completed	154	147	214	116	198	176	158	182
Pct Completed	59.5	62.0	69.5	54.5	63.7	64.0	63.5	61.9
Yards Gained	1961	1708	2366	1220	2284	1742	1884	2285
Sacked	16	16	11	17	31	14	12	21
Yards Lost	113	114	78	90	197	83	80	111
Had intercepted	10	10	5	7	5	4	6	7
Yards Opp Ret	33	149	187	66	76	44	95	194
Opp TDs on Int	1	3	2	0	1	0	1	1
PUNTS	29	38	26	43	33	20	37	29
Avg Yards	49.8	45.4	50.5	45.7	50.3	43.1	45.5	44.0
PUNT RETURNS	16	16	11	9	12	7	18	17
Avg Return	5.9	9.0	11.2	7.7	7.3	13.9	7.0	6.8
Returned for TD	0	0	0	0	0	0	0	0
KICKOFF RETURNS	17	14	14	14	18	9	15	17
Avg Return	21.9	22.9	16.9	17.6	21.4	22.2	20.7	17.7
Returned for TD	0	0	0	0	0	0	0	0
PENALTIES	49	58	47	31	63	41	58	41
Yards Penalized	421	478	449	244	569	345	484	303
FUMBLES BY	7	9	7	12	9	14	10	17
Fumbles Lost	7	3	4	6	3	6	4	11
Opp Fumbles	6	11	10	11	11	6	2	9
Opp Fum Lost	3	6	6	6	5	3	1	6
POSS. TIME (avg)	31:00	30:04	31:12	26:10	30:45	31:33	31:42	30:27
TOUCHDOWNS	22	13	24	17	22	19	22	25
Rushing	9	4	6	10	5	2	8	8
Passing	10	8	18	7	16	17	14	15
Returns	3	1	0	0	1	0	0	2
EXTRA-PT KICKS	17/19	12/12	22/22	16/16	20/20	17/18	17/19	22/24
2-PT CONVERSIONS	3/3	0/1	1/2	1/1	1/2	1/1	0/3	0/1
FIELD GOALS/FGA	12/15	10/10	11/15	8/9	18/18	13/14	11/13	17/19
POINTS SCORED	191	120	201	144	208	172	182	225
DEFENSE	Car.	L.A.	N.O.	S.F.	Ind.	G.B.	Tenn.	S.D.
POINTS ALLOWED	196	154	215	219	230	156	183	212
OPP FIRST DOWNS	140	149	161	153	189	133	152	163
Rushing	34	45	49	65	49	28	33	49
Passing	101	85	99	75	120	93	105	105
Penalty	5	19	13	13	20	12	14	9
OPP YARDS GAINED	2569	2403	2782	2853	3220	2251	2736	2889
Avg per Game	367.0	343.3	397.4	407.6	402.5	321.6	342.0	361.1
OPP RUSHING (net)	561	730	775	1296	918	521	660	688
Avg per Game	80.1	104.3	110.7	185.1	114.8	74.4	82.5	86.0
Rushes	172	186	182	252	203	156	167	182
Yards per Rush	3.3	3.9	4.3	5.1	4.5	3.3	4.0	3.8
OPP PASSING (net)	2008	1673	2007	1557	2302	1730	2076	2201
Avg per Game	286.9	239.0	286.7	222.4	287.8	247.1	259.5	275.1
Passes Att.	252	266	259	224	304	234	298	333
Completed	168	166	171	134	203	148	185	209
Pct Completed	66.7	62.4	66.0	59.8	66.8	63.2	62.1	62.8
Sacked	20	10	10	13	14	19	22	18
Yards Lost	134	71	73	51	85	125	141	125
INTERCEPTED BY	7	4	3	5	2	5	6	9
Yards Returned	56	8	7	30	19	57	14	110
Returned for TD	1	0	0	0	0	0	0	1
OPP PUNT RETURNS	12	14	13	20	12	6	19	15
Avg return	15.8	5.4	7.8	10.9	10.3	10.7	14.4	5.9
OPP KICKOFF RET	12	9	16	16	14	16	11	10
Avg return	16.8	21.3	22.3	20.4	20.8	25.8	25.6	20.9
OPP TOUCHDOWNS	23	20	25	26	24	16	20	24
Rushing	5	6	12	10	7	2	3	11
Passing	16	11	9	15	14	13	12	11
Returns	2	3	4	1	3	1	5	2

WEEK 8 / THROUGH MONDAY, OCTOBER 31, 2016

OFFENSE	Buff.	Sea.	Cin.	Hou.	N.E.	Ariz.	Chi.	Wash.
GAMES (Won-Lost)	4-4	4-2-1	3-4-1	5-3	7-1	3-4-1	2-6	4-3-1
FIRST DOWNS	152	125	183	148	169	182	153	186
Rushing	65	33	52	49	54	49	40	50
Passing	70	83	110	88	96	116	107	116
Penalty	17	9	21	11	19	17	6	20
YDS GAINED (tot)	2668	2379	3163	2506	3042	2995	2843	3282
Avg per Game	333.5	339.9	395.4	313.3	380.3	374.4	355.4	410.3
RUSHING (net)	1233	570	962	912	931	902	773	892
Avg per Game	154.1	81.4	120.3	114.0	116.4	112.8	96.6	111.5
Rushes	226	176	220	218	240	215	174	198
Yards per Rush	5.5	3.2	4.4	4.2	3.9	4.2	4.4	4.5
PASSING (net)	1435	1809	2201	1594	2111	2093	2070	2390
Avg per Game	179.4	258.4	275.1	199.3	263.9	261.6	258.8	298.8
Passes Att.	235	252	288	297	249	326	292	322
Completed	137	166	193	176	174	194	188	216
Pct Completed	58.3	65.9	67.0	59.3	69.9	59.5	64.4	67.1
Yards Gained	1525	1920	2349	1719	2215	2252	2151	2485
Sacked	19	12	25	16	17	25	14	11
Yards Lost	90	111	148	125	104	159	81	95
Had intercepted	2	3	3	9	0	8	4	7
Yards Opp Ret	0	13	20	79	0	56	44	105
Opp TDs on Int	0	0	0	0	0	0	0	1
PUNTS	38	37	37	38	35	48	37	23
Avg Yards	43.3	44.8	45.3	48.4	44.0	39.8	43.3	44.2
PUNT RETURNS	13	14	18	22	22	21	16	14
Avg Return	10.2	10.9	5.1	11.0	8.9	5.6	11.2	17.6
Returned for TD	0	0	0	1	0	0	1	1
KICKOFF RETURNS	19	16	14	17	14	12	18	13
Avg Return	20.9	21.4	23.2	19.3	20.0	21.2	19.6	22.2
Returned for TD	0	0	0	0	0	0	0	0
PENALTIES	61	55	48	42	52	55	57	66
Yards Penalized	543	500	394	353	495	430	485	498
FUMBLES BY	10	11	9	10	15	14	12	11
Fumbles Lost	2	3	5	4	6	4	5	4
Opp Fumbles	16	7	7	8	11	14	9	14
Opp Fum Lost	6	2	3	3	4	6	3	6
POSS. TIME (avg)	27:51	29:30	30:19	30:20	30:24	32:04	28:04	31:08
TOUCHDOWNS	26	13	18	12	26	22	14	19
Rushing	14	6	9	2	10	9	4	6
Passing	9	6	9	9	16	12	8	12
Returns	3	1	0	1	0	1	2	1
EXTRA-PT KICKS	22/24	11/13	17/18	11/12	24/26	19/20	14/14	18/19
2-PT CONVERSIONS	2/2	0/0	0/0	0/0	0/0	0/2	0/0	0/0
FIELD GOALS/FGA	10/13	14/16	14/19	18/21	11/14	8/11	11/14	18/22
POINTS SCORED	212	131	167	137	217	179	131	186
DEFENSE	Buff.	Sea.	Cin.	Hou.	N.E.	Ariz.	Chi.	Wash.
POINTS ALLOWED	172	109	189	167	132	140	179	189
OPP FIRST DOWNS	172	133	168	138	166	134	166	185
Rushing	53	33	45	52	46	49	45	58
Passing	98	84	105	74	104	77	103	106
Penalty	21	16	18	12	16	8	18	21
OPP YARDS GAINED	2882	2236	3028	2530	2833	2376	2711	2958
Avg per Game	360.3	319.4	378.5	316.3	354.1	297.0	338.9	369.8
OPP RUSHING (net)	947	628	929	1006	813	817	806	990
Avg per Game	118.4	89.7	116.1	125.8	101.6	102.1	100.8	123.8
Rushes	229	186	211	228	196	212	208	204
Yards per Rush	4.1	3.4	4.4	4.4	4.1	3.9	3.9	4.9
OPP PASSING (net)	1935	1608	2099	1524	2020	1559	1905	1968
Avg per Game	241.9	229.7	262.4	190.5	252.5	194.9	238.1	246.0
Passes Att.	262	251	282	242	315	272	294	285
Completed	160	154	182	144	197	159	195	188
Pct Completed	61.1	61.4	64.5	59.5	62.5	58.5	66.3	66.0
Sacked	26	22	16	17	13	21	20	22
Yards Lost	166	139	93	103	82	137	124	136
INTERCEPTED BY	6	5	7	3	5	9	4	5
Yards Returned	92	20	32	18	35	137	49	34
Returned for TD	1	0	0	0	0	1	0	0
OPP PUNT RETURNS	17	15	19	26	10	15	12	11
Avg return	4.6	7.4	8.7	12.1	6.5	9.8	14.7	7.4
OPP KICKOFF RET	26	9	19	32	21	12	17	9
Avg return	20.5	22.9	23.4	22.3	18.9	19.0	23.3	33.0
OPP TOUCHDOWNS	17	10	23	17	15	15	18	22
Rushing	9	4	7	10	6	8	6	12
Passing	8	5	16	6	9	5	11	8
Returns	0	1	0	1	0	2	1	2

WEEK 8 / THROUGH MONDAY, OCTOBER 31, 2016

OFFENSE	NFL/Avg
GAMES (Won-Lost)	---
FIRST DOWNS	153.7
Rushing	44.5
Passing	94.6
Penalty	14.6
YDS GAINED (tot)	2677.0
Avg per Game	356.9
RUSHING (net)	809.3
Avg per Game	107.9
Rushes	193.6
Yards per Rush	4.2
PASSING (net)	1867.7
Avg per Game	249.0
Passes Att.	272.4
Completed	172.5
Pct Completed	63.3
Yards Gained	1970.9
Sacked	16.6
Yards Lost	103.3
Had intercepted	5.6
Yards Opp Ret	63.1
Opp TDs on Int	0.5
PUNTS	34.1
Avg Yards	45.9
PUNT RETURNS	14.5
Avg Return	9.5
Returned for TD	0.2
KICKOFF RETURNS	14.1
Avg Return	21.6
Returned for TD	0.1
PENALTIES	52.7
Yards Penalized	455.5
FUMBLES BY	10.0
Fumbles Lost	4.4
Opp Fumbles	10.0
Opp Fum Lost	4.4
POSS. TIME (avg)	30:00
TOUCHDOWNS	19.2
Rushing	6.5
Passing	11.4
Returns	1.3
EXTRA POINTS (tot)	95%
Kicks Made/2Pt	62%
FIELD GOALS/FGA	13/15
POINTS SCORED	172.2

DEFENSE	NFL/Avg
POINTS ALLOWED	172.2
OPP FIRST DOWNS	153.7
Rushing	44.5
Passing	94.6
Penalty	14.6
OPP YARDS GAINED	2677.0
Avg per Game	356.9
OPP RUSHING (net)	809.3
Avg per Game	107.9
Rushes	193.6
Yards per Rush	4.2
OPP PASSING (net)	1867.7
Avg per Game	249.0
Passes Att.	272.4
Completed	172.5
Pct Completed	63.3
Sacked	16.6
Yards Lost	103.3
INTERCEPTED BY	5.6
Yards Returned	63.1
Returned for TD	0.5
OPP PUNT RETURNS	14.5
Avg return	9.5
OPP KICKOFF RET	14.1
Avg return	21.6
OPP TOUCHDOWNS	19.2
Rushing	6.5
Passing	11.4
Returns	1.3

WEEK 8 / THROUGH MONDAY, OCTOBER 31, 2016

TEAM RANKINGS

American Football Conference

Offense Defense

	Total	Rush	Pass	Total	Rush	Pass
Balt.	13	15	9	2	2	3
Buff.	12	1	16	8	11	6
Cin.	2	3	2	12	9	10
Cleve.	9	7T	10	16	16	12
Denver	15	11	14	1	10	*1
Hou.	16	7T	15	3	14	2
Ind.	7	13	6	14	8	15
Jax	14	16	7	5	12	4
K.C.	8	10	8	7	7	7
Miami	10	4	12	11	15	5
N.E.	3	6	5	6	5	8
Jets	11	9	11	10	*1	16
Oak.	1	5	1	15	13	14
Pitt.	5	12	4	13	6	13
S.D.	6	14	3	9	4	11
Tenn.	4	2	13	4	3	9

National Football Conference

Offense Defense

	Total	Rush	Pass	Total	Rush	Pass
Ariz.	6	5	6	*1	9	1
Atl.	*1	6T	2	13	7	14
Car.	5	3	5	10	2	16
Chi.	7	10	7	6	8	6
Dallas	4	*1	10	8	5	10
Det.	11	12	9	12	11	11
G.B.	10	9	12	4	1	9
L.A.	14	14	13	7	10	7
Minn.	15	15	14	2	4	2
N.O.	2	11	*1	15	12	15
Giants	9	16	4	9	6	12
Phil.	13	8	15	5	13	3
S.F.	16	2	16	16	16	4
Sea.	12	13	8	3	3	5
T.B.	8	4	11	14	14	13
Wash.	3	6T	3	11	15	8

National Football League

Offense Defense

	Total	Rush	Pass	Total	Rush	Pass
Ariz.	10	13	11	*1	14	3
Atl.	*1	14T	2	25	11	27T
Balt.	25	26	18	4	4	6
Buff.	24	2	31	16	25	13
Car.	7	5	9	20T	3	30
Chi.	16	23	13	9	12	11
Cin.	6	6	5	24	23	21
Cleve.	15	10T	20	32	31	25
Dallas	4	*1	19	12	9	18
Denver	27	20	27	3	24	*1
Det.	21	27	16	23	17	19
G.B.	20	19	22	7	2	16
Hou.	29	10T	30	5	29	2
Ind.	13	22	12	29	21	31
Jax	26	30	15	13	27	8
K.C.	14	18	17	15	19	14
L.A.	30	29	25	11	15	12
Miami	18	7	24	20T	30	10
Minn.	31	31	28	2	8	4
N.E.	8	9	10	14	13	17
N.O.	2	25	*1	28	18	29
Giants	19	32	6	17	10	22
Jets	22	16	23	19	*1	32
Oak.	5	8	4	31	28	27T
Phil.	28	17	29	8	20	5
Pitt.	11	21	8	27	16	26
S.D.	12	24	7	18	6	24
S.F.	32	4	32	30	32	7
Sea.	23	28	14	6	7	9
T.B.	17	12	21	26	22	23
Tenn.	9	3	26	10	5	20
Wash.	3	14T	3	22	26	15

T = Tied for position

*** = League Leader**

WEEK 8 / THROUGH MONDAY, OCTOBER 31, 2016

AFC / TEAM/OFFENSE RANK

Tm	(A)	(B)	(C)	(D)	(E)	(F)	(G)	(H)	(I)	(J)	(K)	(L)	(M)	(N)	(O)	(P)	(Q)
BAL	13	15	15	14	9	15	8	4	12	15	11	15	1	5	13	14	1t
BUF	12	10	1	1	16	14	3	13	13	13	4t	6	10	15	9	4	11
CIN	2	4	3	7	2	2	5	15	1	11	2t	16	4	11	14	10	13
CLE	9	8	7t	3	10	12	12	12	11	6	10	9	16	8	5	13	14
DEN	15	14	11	12	14	11	7	8	10	12	1	7	3	6	3	7	4
HOU	16	16	7t	9	15	16	13	5	15	9	15	5	14	4	11	16	6
IND	7	11	13	8	6	10	6	16	2	7	8t	10	8	1	2	5	1t
JAC	14	13	16	15	7	13	14	6	7	16	4t	14	9	3	1	12	7t
KC	8	9	10	10	8	8	2	9	8	5	2t	1	5	12	10	8	9
MIA	10	1	4	2	12	3	15	14	16	14	16	2	6	7	8	11	12
NE	3	3	6	13	5	1	1	10	3t	2	6	8	13	14	6	2	10
NYJ	11	12	9	11	11	9	16	7	14	8	8t	11t	2	16	15	15	5
OAK	1	2	5	5	1	6	4	1	5t	10	7	4	12	2	4	3	15
PIT	5	6	12	6	4	7	11	2	9	3	12t	3	7	9	7	6	16
SD	6	7	14	16	3	5	9	11	5t	4	12t	13	15	13	12	1	3
TEN	4	5	2	4	13	4	10	3	3t	1	14	11t	11	10	16	9	7t

AFC / OPPONENT/DEFENSE RANK

Tm	(A)	(B)	(C)	(D)	(E)	(F)	(G)	(H)	(I)	(J)	(K)	(L)	(M)	(N)	(O)	(P)	(Q)	(R)	(S)
BAL	2	2	2	2	3	4	2	5	1	2	16	16	5	6	9	4	1	9	2
BUF	8	8	11	5	6	10	7	1	12	9	4	2	6	3	4	7	15	3	14
CIN	12	12	9	10	10	12	5	7	10t	12	2t	8	13	10	12	10	6	11t	5
CLE	16	15	16	15	12	16	8	11	15	16	10t	7	14	12	11	16	3	16	16
DEN	1	1	10	8	1	1	3	2	3	5	6	5	1	16	16	2	12	2	4
HOU	3	4	14	11	2	2	13	4	2	3	1	13	12	7	7	5	14	13	8
IND	14	14	8	12	15	13	16	13	16	13	10t	12	7	15	15	15	11	11t	15
JAC	5	3	12	6	4	3	14	10	13	15	10t	6	10	11	14	14	16	15	12
KC	7	10	7	13	7	7	1	8	5	14	8t	1	16	9	3	3	4	4	7
MIA	11	7	15	9	5	8	12	6	8	1	10t	11	4	1	1	8	5	10	10
NE	6	5	5	7	8	5	11	14	9	11	5	4	2	5	5	1	2	1	3
NYJ	10	11	1	1	16	14	10	12	7	10	2t	9	3	4	13	12	13	14	13
OAK	15	16	13	16	14	15	6	15	14	4	7	14	11	13	6	11	9t	7	9
PIT	13	13	6	14	13	11	15	16	10t	7t	8t	10	8	2	2	6	8	5	11
SD	9	6	4	3	11	6	4	9	6	7t	15	3	9	8	10	13	7	6	6
TEN	4	9	3	4	9	9	9	3	4	6	10t	15	15	14	8	9	9t	8	1

- (A) Total Yards per Game
- (B) Yards per Play
- (C) Rushing Yards per Game
- (D) Rushing Yards per Attempt
- (E) Passing Net Yards per Game
- (F) Passing Net Yards per Play
- (G) Passing, Percent Had Intercepted
- (H) Sacks per Pass Play
- (I) First Downs per Game
- (J) Third Down Efficiency
- (K) Fourth Down Efficiency
- (L) Punt Return Average
- (M) Kickoff Return Average
- (N) Gross Punting Average
- (O) Net Punting Average
- (P) Points per Game
- (Q) Field Goal Percentage
- (R) Points per Game Differential
- (S) Net Yards per Game Differential

WEEK 8 / THROUGH MONDAY, OCTOBER 31, 2016

NFC / TEAM/OFFENSE RANK

Tm	(A)	(B)	(C)	(D)	(E)	(F)	(G)	(H)	(I)	(J)	(K)	(L)	(M)	(N)	(O)	(P)	(Q)
ARI	6	10	5	7	6	13	12	14	5	6	12t	16	12	16	16	9	15
ATL	1	1	6t	4	2	1	7	13	4	8	5	3	10	6	5	1	2t
CAR	5	7	3	6	5	9	15	9	7	7	6t	14	9	2	6	3	11
CHI	7	5	10	3	7	8	5	5	11	14	16	6	13	14	14	16	12t
DAL	4	3	1	1	10	2	2	6	2	4	1t	12	4	5	12	4	7t
DET	11	6	12	10	9	7	6	11	9	5	3	5	6	3	1	8	10
GB	10	11	9	5	12	15	8	7	6	1	12t	2	8	15	13	6	4
LA	14	14	14	15	13	10	16	12	15	9	14	11	3	9	3	15	1
MIN	15	15	15	16	14	11	1	16	16	11	6t	4	5	13	9	12	12t
NO	2	4	11	12	1	4	9	2	1	2	4	7	15	1	2	2	14
NYG	9	8	16	13	4	6	11	3	12	15	8t	15	2	4	7	13	5
PHI	13	12	8	9	15	12	4	10	10	16	1t	9	1	10	11	5	2t
SF	16	16	2	8	16	16	13	15	13	13	10	13	14	8	10	11	6
SEA	12	9	13	14	8	5	3	4	14	12	8t	8	11	11	8	14	7t
TB	8	13	4	11	11	14	14	8	8	10	11	10	16	7	4	10	16
WAS	3	2	6t	2	3	3	10	1	3	3	15	1	7	12	15	7	9

NFC / OPPONENT/DEFENSE RANK

Tm	(A)	(B)	(C)	(D)	(E)	(F)	(G)	(H)	(I)	(J)	(K)	(L)	(M)	(N)	(O)	(P)	(Q)	(R)	(S)
ARI	1	1	9	5	1	2	2	6	1	3	5	8	4	6	13	4	7t	4	1
ATL	13	10	7	8	14	10	9	12	16	12	10	12	6	16	12	14	11	5	3
CAR	10	11	2	1	16	15	3	4	6	9	11t	16	1	11	16	13	3	9	5
CHI	6	5	8	6	6	7	15	8	7	5	16	15	11	15	15	9	12	15	9
DAL	8	9	5	12	10	8	13t	13	10t	14	3	14	12	4	4	5	14	2	2
DET	12	15	11	13	11	13	13t	9	12	16	6t	2	3	9	2	11	4	10	13
GB	4	8	1	2	9	12	6	3	3t	2	13	10	14	2	7	8	16	7	6
LA	7	6	10	7	7	6	12	15	10t	10	15	1	8	8	9	7	7t	13	14
MIN	2	2	4	9	2	1	1	5	2	4	1	7	15	7	3	1	5t	3	10
NO	15	16	12	11	15	16	16	14	14	8	6t	6	9	13	6	15	15	12	8
NYG	9	4	6	4	12	5	8	16	9	11	11t	9	5	10	14	6	13	11	12
PHI	5	7	13	14	3	3	4	1	5	7	4	13	2	12	11	3	5t	1	11
SF	16	13	16	16	4	11	5	11	13	13	2	11	7	5	10	16	7t	16	16
SEA	3	3	3	3	5	4	7	2	3t	6	6t	5	10	1	1	2	1	6	7
TB	14	14	14	10	13	14	11	10	8	1	14	3	13	3	8	12	2	14	15
WAS	11	12	15	15	8	9	10	7	15	15	9	4	16	14	5	10	7t	8	4

- (A) Total Yards per Game
- (B) Yards per Play
- (C) Rushing Yards per Game
- (D) Rushing Yards per Attempt
- (E) Passing Net Yards per Game
- (F) Passing Net Yards per Play
- (G) Passing, Percent Had Intercepted
- (H) Sacks per Pass Play
- (I) First Downs per Game
- (J) Third Down Efficiency
- (K) Fourth Down Efficiency
- (L) Punt Return Average
- (M) Kickoff Return Average
- (N) Gross Punting Average
- (O) Net Punting Average
- (P) Points per Game
- (Q) Field Goal Percentage
- (R) Points per Game Differential
- (S) Net Yards per Game Differential

WEEK 8 / THROUGH MONDAY, OCTOBER 31, 2016

NFL / TEAM/OFFENSE RANK

Tm	(A)	(B)	(C)	(D)	(E)	(F)	(G)	(H)	(I)	(J)	(K)	(L)	(M)	(N)	(O)	(P)	(Q)
BAL	25	29	26	25	18	30	17	9	22	31	22	28	2	8	24	26t	1t
BUF	24	18	2	1	31	29	4	29	24	26	9t	14	22	28	16	8	24
CIN	6	8	6	11	5	6	7	31	5	23	6t	32	6	20	27	20	26
CLE	15	16	10t	3	20	23	24	25	20	13	20	22	30	15	11	25	27t
DEN	27	25	20	23	27	21	16	18	19	25	5	16	5	13	7	13	9t
HOU	29	30	10t	16	30	31	25	12	28	18	30	12	27	7	21	31	14
IND	13	19	22	14	12	20	14	32	9	14	15t	23	19	2	6	9	1t
JAC	26	23	30	26	15	26	26	13	16	32	9t	27	21	6	3	23t	15t
KC	14	17	18	17	17	17	3	19	17	12	6t	2	13	23	18	14	17
MIA	18	3	7	2	24	7	27t	30	30t	30	32	7	15	14	15	21	25
NE	8	6	9	24	10	2	1	22	11t	4	11	19	25	26	12	5	21t
NYJ	22	21	16	18	23	19	31	15	25	16	15t	24t	4	30	28	28	13
OAK	5	5	8	6	4	10	6	1	13t	21	12t	11	24	5	8	6	30
PIT	11	11	21	8	8	16	23	4	18	7	23t	8	16	16	13	12	31
SD	12	15	24	27	7	9	20	23	13t	9	23t	26	28	25	22	3	8
TEN	9	10	3	5	26	8	21	8	11t	3	28t	24t	23	18	31	17	15t
ARI	10	22	13	15	11	25	22	26	6	10	23t	31	20	32	32	18	29
ATL	1	1	14t	10	2	1	12	24	4	15	8	4	17	11	9	1	4t
CAR	7	13	5	13	9	15	30	16	8	11	12t	29	14	3	10	4	20
CHI	16	9	23	9	13	14	10	7	23	27	31	9	26	29	29	32	21t
DAL	4	4	1	4	19	3	5	10	2	6	1t	20	8	10	25	7	11t
DET	21	12	27	21	16	13	11	20	15	8	3	6	10	4	1	16	19
GB	20	24	19	12	22	28	13	11	7	1	23t	3	12	31	26	11	6
LA	30	28	29	31	25	18	32	21	30t	17	27	18	7	19	4	30	1t
MIN	31	31	31	32	28	22	2	28	32	20	12t	5	9	27	19	23t	21t
NO	2	7	25	28	1	5	15	3	1	2	4	10	31	1	2	2	27t
NYG	19	14	32	29	6	12	19	5	26	28	15t	30	3	9	14	26t	7
PHI	28	26	17	20	29	24	9	17	21	29	1t	15	1	21	23	10	4t
SF	32	32	4	19	32	32	27t	27	27	24	19	21	29	17	20	22	9t
SEA	23	20	28	30	14	11	8	6	29	22	15t	13	18	22	17	29	11t
TB	17	27	12	22	21	27	29	14	10	19	21	17	32	12	5	19	32
WAS	3	2	14t	7	3	4	18	2	3	5	28t	1	11	24	30	15	18

- (A) Total Yards per Game
- (B) Yards per Play
- (C) Rushing Yards per Game
- (D) Rushing Yards per Attempt
- (E) Passing Net Yards per Game
- (F) Passing Net Yards per Play
- (G) Passing, Percent Had Intercepted
- (H) Sacks per Pass Play
- (I) First Downs per Game
- (J) Third Down Efficiency
- (K) Fourth Down Efficiency
- (L) Punt Return Average
- (M) Kickoff Return Average
- (N) Gross Punting Average
- (O) Net Punting Average
- (P) Points per Game
- (Q) Field Goal Percentage

WEEK 8 / THROUGH MONDAY, OCTOBER 31, 2016

NFL / OPPONENT/DEFENSE RANK

Tm	(A)	(B)	(C)	(D)	(E)	(F)	(G)	(H)	(I)	(J)	(K)	(L)	(M)	(N)	(O)	(P)	(Q)	(R)	(S)
BAL	4	6	4	5	6	11	3	13	1	2	28t	30	11	11	20	9	1	18	6
BUF	16	17	25	14	13	21	11	1	23	16	5	2	13	4	6	13	31	5t	26
CIN	24	26	23	22	21	24	9	18	18t	19	3t	15	24	16	23	19t	7t	23t	13
CLE	32	31	31	29	25	32	13	24	28	31	15t	14	25	20	22	30	3	31	31
DEN	3	1	24	19	1	1	5	3	5	10	8	8	1	32	32	5	23	4	8
HOU	5	9	29	23	2	5	28	11	3	3	1	25	21	13	14	11	30	25	17
IND	29	30	21	25	31	27	32	26	31	23	15t	20	14	27t	31	28	22	23t	30
JAC	13	7	27	15	8	8	29	22	24	30	15t	9	17	18	26	26t	32	30	24
KC	15	20	19	26	14	15	1	19	9t	28	12t	1	30	15	5	8	4	8	16
MIA	20t	14	30	21	10	16	27	14	14	1	15t	18	9	1	1	17	5t	21	22
NE	14	12	13	16	17	12	22	27	15t	18	6	6	5	7	8	3	2	1	7
NYJ	19	24	1	2	32	28	17	25	13	17	3t	16	8	6	24	23	27t	29	25
OAK	31	32	28	30	27t	31	10	29	25t	4	9t	28	19	23	10	22	15t	14	19
PIT	27	29	16	27	26	23	31	32	18t	14t	12t	17	15	3	3	12	12	11	23
SD	18	13	6	7	24	14	7	20	12	14t	24	4	16	14	21	24	10	13	15
TEN	10	18	5	11	20	19	15	10	6t	13	15t	29	28	25	18	18	15t	15	5
ARI	1	2	14	8	3	3	4	8	2	7	12t	19	6	12	27	6	17t	7	1
ATL	25	19	11	12	27t	18	19	21	32	25	25	24	10	31	25	29	21	9	3
CAR	20t	21	3	1	30	29	6	6	11	21	26t	32	2	24	30	26t	9	17	9
CHI	9	8	12	9	11	10	26	12	15t	9	32	31	23	30	29	16	24	28	14
DAL	12	16	9	20	18	13	24t	23	21t	27	9t	27	26	9	9	7	26	3	2
DET	23	27	17	24	19	25	24t	15	25t	32	15t	5	4	21	4	21	11	19	27
GB	7	15	2	3	16	22	14	5	6t	6	28t	22	29	5	13	15	29	12	10
LA	11	10	15	10	12	9	23	30	21t	22	31	3	18	19	16	14	17t	26	28
MIN	2	3	8	13	4	2	2	7	4	8	2	13	31	17	7	1	13t	5t	18
NO	28	28	18	18	29	30	30	28	29	20	15t	12	20	27t	12	31	27t	22	12
NYG	17	5	10	6	22	7	18	31	18t	24	26t	21	7	22	28	10	25	20	21
PHI	8	11	20	28	5	4	8	2	9t	12	11	26	3	26	19	4	13t	2	20
SF	30	23	32	32	7	20	12	17	27	26	7	23	12	10	17	32	17t	32	32
SEA	6	4	7	4	9	6	16	4	6t	11	15t	11	22	2	2	2	5t	10	11
TB	26	25	22	17	23	26	21	16	17	5	30	7	27	8	15	25	7t	27	29
WAS	22	22	26	31	15	17	20	9	30	29	23	10	32	29	11	19t	17t	16	4

- (A) Total Yards per Game
- (B) Yards per Play
- (C) Rushing Yards per Game
- (D) Rushing Yards per Attempt
- (E) Passing Net Yards per Game
- (F) Passing Net Yards per Play
- (G) Passing, Percent Had Intercepted
- (H) Sacks per Pass Play
- (I) First Downs per Game
- (J) Third Down Efficiency
- (K) Fourth Down Efficiency
- (L) Punt Return Average
- (M) Kickoff Return Average
- (N) Gross Punting Average
- (O) Net Punting Average
- (P) Points per Game
- (Q) Field Goal Percentage
- (R) Points per Game Differential
- (S) Net Yards per Game Differential

WEEK 8 / THROUGH MONDAY, OCTOBER 31, 2016**AFC / TOTAL OFFENSE**

Rank	Team	Total	Rushing	Passing	Total	Rushing	Passing
1)	Oakland	3213	932	2281	401.6	116.5	285.1
2)	Cincinnati	3163	962	2201	395.4	120.3	275.1
3)	New England	3042	931	2111	380.3	116.4	263.9
4)	Tennessee	3022	1218	1804	377.8	152.3	225.5
5)	Pittsburgh	2606	732	1874	372.3	104.6	267.7
6)	San Diego	2926	752	2174	365.8	94.0	271.8
7)	Indianapolis	2884	797	2087	360.5	99.6	260.9
8)	Kansas City	2508	744	1764	358.3	106.3	252.0
9)	Cleveland	2847	912	1935	355.9	114.0	241.9
10)	Miami	2447	840	1607	349.6	120.0	229.6
11)	New York Jets	2726	881	1845	340.8	110.1	230.6
12)	Buffalo	2668	1233	1435	333.5	154.1	179.4
13)	Baltimore	2327	604	1723	332.4	86.3	246.1
14)	Jacksonville	2314	508	1806	330.6	72.6	258.0
15)	Denver	2611	838	1773	326.4	104.8	221.6
16)	Houston	2506	912	1594	313.3	114.0	199.3

AFC / TOTAL DEFENSE

Rank	Team	Total	Rushing	Passing	Total	Rushing	Passing
1)	Denver	2410	939	1471	301.3	117.4	183.9
2)	Baltimore	2113	573	1540	301.9	81.9	220.0
3)	Houston	2530	1006	1524	316.3	125.8	190.5
4)	Tennessee	2736	660	2076	342.0	82.5	259.5
5)	Jacksonville	2445	873	1572	349.3	124.7	224.6
6)	New England	2833	813	2020	354.1	101.6	252.5
7)	Kansas City	2505	791	1714	357.9	113.0	244.9
8)	Buffalo	2882	947	1935	360.3	118.4	241.9
9)	San Diego	2889	688	2201	361.1	86.0	275.1
10)	New York Jets	2905	592	2313	363.1	74.0	289.1
11)	Miami	2569	949	1620	367.0	135.6	231.4
12)	Cincinnati	3028	929	2099	378.5	116.1	262.4
13)	Pittsburgh	2731	747	1984	390.1	106.7	283.4
14)	Indianapolis	3220	918	2302	402.5	114.8	287.8
15)	Oakland	3283	1000	2283	410.4	125.0	285.4
16)	Cleveland	3372	1150	2222	421.5	143.8	277.8

WEEK 8 / THROUGH MONDAY, OCTOBER 31, 2016**NFC / TOTAL OFFENSE**

Rank	Team	Total	Rushing	Passing	Total	Rushing	Passing
1)	Atlanta	3402	892	2510	425.3	111.5	313.8
2)	New Orleans	2905	617	2288	415.0	88.1	326.9
3)	Washington	3282	892	2390	410.3	111.5	298.8
4)	Dallas	2869	1154	1715	409.9	164.9	245.0
5)	Carolina	2715	867	1848	387.9	123.9	264.0
6)	Arizona	2995	902	2093	374.4	112.8	261.6
7)	Chicago	2843	773	2070	355.4	96.6	258.8
8)	Tampa Bay	2462	794	1668	351.7	113.4	238.3
9)	New York Giants	2417	492	1925	345.3	70.3	275.0
10)	Green Bay	2396	737	1659	342.3	105.3	237.0
11)	Detroit	2729	684	2045	341.1	85.5	255.6
12)	Seattle	2379	570	1809	339.9	81.4	258.4
13)	Philadelphia	2224	766	1458	317.7	109.4	208.3
14)	Los Angeles	2153	559	1594	307.6	79.9	227.7
15)	Minnesota	2053	503	1550	293.3	71.9	221.4
16)	San Francisco	2030	900	1130	290.0	128.6	161.4

NFC / TOTAL DEFENSE

Rank	Team	Total	Rushing	Passing	Total	Rushing	Passing
1)	Arizona	2376	817	1559	297.0	102.1	194.9
2)	Minnesota	2080	648	1432	297.1	92.6	204.6
3)	Seattle	2236	628	1608	319.4	89.7	229.7
4)	Green Bay	2251	521	1730	321.6	74.4	247.1
5)	Philadelphia	2302	803	1499	328.9	114.7	214.1
6)	Chicago	2711	806	1905	338.9	100.8	238.1
7)	Los Angeles	2403	730	1673	343.3	104.3	239.0
8)	Dallas	2441	650	1791	348.7	92.9	255.9
9)	New York Giants	2527	655	1872	361.0	93.6	267.4
10)	Carolina	2569	561	2008	367.0	80.1	286.9
11)	Washington	2958	990	1968	369.8	123.8	246.0
12)	Detroit	2960	885	2075	370.0	110.6	259.4
13)	Atlanta	3034	751	2283	379.3	93.9	285.4
14)	Tampa Bay	2730	807	1923	390.0	115.3	274.7
15)	New Orleans	2782	775	2007	397.4	110.7	286.7
16)	San Francisco	2853	1296	1557	407.6	185.1	222.4

WEEK 8 / THROUGH MONDAY, OCTOBER 31, 2016**NFL / TOTAL OFFENSE**

Rank	Team	Total	Rushing	Passing	Total	Rushing	Passing
1)	Atlanta	3402	892	2510	425.3	111.5	313.8
2)	New Orleans	2905	617	2288	415.0	88.1	326.9
3)	Washington	3282	892	2390	410.3	111.5	298.8
4)	Dallas	2869	1154	1715	409.9	164.9	245.0
5)	Oakland	3213	932	2281	401.6	116.5	285.1
6)	Cincinnati	3163	962	2201	395.4	120.3	275.1
7)	Carolina	2715	867	1848	387.9	123.9	264.0
8)	New England	3042	931	2111	380.3	116.4	263.9
9)	Tennessee	3022	1218	1804	377.8	152.3	225.5
10)	Arizona	2995	902	2093	374.4	112.8	261.6
11)	Pittsburgh	2606	732	1874	372.3	104.6	267.7
12)	San Diego	2926	752	2174	365.8	94.0	271.8
13)	Indianapolis	2884	797	2087	360.5	99.6	260.9
14)	Kansas City	2508	744	1764	358.3	106.3	252.0
15)	Cleveland	2847	912	1935	355.9	114.0	241.9
16)	Chicago	2843	773	2070	355.4	96.6	258.8
17)	Tampa Bay	2462	794	1668	351.7	113.4	238.3
18)	Miami	2447	840	1607	349.6	120.0	229.6
19)	New York Giants	2417	492	1925	345.3	70.3	275.0
20)	Green Bay	2396	737	1659	342.3	105.3	237.0
21)	Detroit	2729	684	2045	341.1	85.5	255.6
22)	New York Jets	2726	881	1845	340.8	110.1	230.6
23)	Seattle	2379	570	1809	339.9	81.4	258.4
24)	Buffalo	2668	1233	1435	333.5	154.1	179.4
25)	Baltimore	2327	604	1723	332.4	86.3	246.1
26)	Jacksonville	2314	508	1806	330.6	72.6	258.0
27)	Denver	2611	838	1773	326.4	104.8	221.6
28)	Philadelphia	2224	766	1458	317.7	109.4	208.3
29)	Houston	2506	912	1594	313.3	114.0	199.3
30)	Los Angeles	2153	559	1594	307.6	79.9	227.7
31)	Minnesota	2053	503	1550	293.3	71.9	221.4
32)	San Francisco	2030	900	1130	290.0	128.6	161.4

NFL / TOTAL DEFENSE

Rank	Team	Total	Rushing	Passing	Total	Rushing	Passing
1)	Arizona	2376	817	1559	297.0	102.1	194.9
2)	Minnesota	2080	648	1432	297.1	92.6	204.6
3)	Denver	2410	939	1471	301.3	117.4	183.9
4)	Baltimore	2113	573	1540	301.9	81.9	220.0
5)	Houston	2530	1006	1524	316.3	125.8	190.5
6)	Seattle	2236	628	1608	319.4	89.7	229.7
7)	Green Bay	2251	521	1730	321.6	74.4	247.1
8)	Philadelphia	2302	803	1499	328.9	114.7	214.1
9)	Chicago	2711	806	1905	338.9	100.8	238.1
10)	Tennessee	2736	660	2076	342.0	82.5	259.5
11)	Los Angeles	2403	730	1673	343.3	104.3	239.0
12)	Dallas	2441	650	1791	348.7	92.9	255.9
13)	Jacksonville	2445	873	1572	349.3	124.7	224.6
14)	New England	2833	813	2020	354.1	101.6	252.5
15)	Kansas City	2505	791	1714	357.9	113.0	244.9
16)	Buffalo	2882	947	1935	360.3	118.4	241.9
17)	New York Giants	2527	655	1872	361.0	93.6	267.4
18)	San Diego	2889	688	2201	361.1	86.0	275.1
19)	New York Jets	2905	592	2313	363.1	74.0	289.1
20t)	Miami	2569	949	1620	367.0	135.6	231.4
20t)	Carolina	2569	561	2008	367.0	80.1	286.9
22)	Washington	2958	990	1968	369.8	123.8	246.0
23)	Detroit	2960	885	2075	370.0	110.6	259.4
24)	Cincinnati	3028	929	2099	378.5	116.1	262.4
25)	Atlanta	3034	751	2283	379.3	93.9	285.4
26)	Tampa Bay	2730	807	1923	390.0	115.3	274.7
27)	Pittsburgh	2731	747	1984	390.1	106.7	283.4
28)	New Orleans	2782	775	2007	397.4	110.7	286.7
29)	Indianapolis	3220	918	2302	402.5	114.8	287.8
30)	San Francisco	2853	1296	1557	407.6	185.1	222.4
31)	Oakland	3283	1000	2283	410.4	125.0	285.4
32)	Cleveland	3372	1150	2222	421.5	143.8	277.8

WEEK 8 / THROUGH MONDAY, OCTOBER 31, 2016

AFC / TAKE-AWAYS, GIVE-AWAYS

Rank	Team	TAKE-AWAYS			GIVE-AWAYS			Net Diff
		Int	Fum	Total	Int	Fum	Total	
1)	Kansas City	11	5	16	2	5	7	= +9
2)	Buffalo	6	6	12	2	2	4	= +8
3)	Oakland	7	6	13	3	3	6	= +7
4)	Denver	8	8	16	5	6	11	= +5
5)	New England	5	4	9	0	6	6	= +3
6t)	Baltimore	8	5	13	6	5	11	= +2
6t)	Cincinnati	7	3	10	3	5	8	= +2
8t)	Indianapolis	2	5	7	5	3	8	= -1
8t)	Pittsburgh	3	5	8	7	2	9	= -1
10t)	San Diego	9	6	15	7	11	18	= -3
10t)	Tennessee	6	1	7	6	4	10	= -3
12)	Cleveland	6	2	8	9	3	12	= -4
13)	Miami	3	3	6	7	4	11	= -5
14)	Houston	3	3	6	9	4	13	= -7
15t)	Jacksonville	3	2	5	9	4	13	= -8
15t)	New York Jets	6	3	9	12	5	17	= -8
	Totals	93	67	160	92	72	164	= -4

NFC / TAKE-AWAYS, GIVE-AWAYS

Rank	Team	TAKE-AWAYS			GIVE-AWAYS			Net Diff
		Int	Fum	Total	Int	Fum	Total	
1)	Minnesota	9	7	16	1	4	5	= +11
2)	Philadelphia	6	7	13	3	4	7	= +6
3)	Dallas	4	6	10	2	4	6	= +4
4)	Arizona	9	6	15	8	4	12	= +3
5t)	Atlanta	6	2	8	4	2	6	= +2
5t)	Detroit	4	3	7	4	1	5	= +2
7)	Seattle	5	2	7	3	3	6	= +1
8t)	New Orleans	3	6	9	5	4	9	= 0
8t)	Washington	5	6	11	7	4	11	= 0
10t)	Chicago	4	3	7	4	5	9	= -2
10t)	Green Bay	5	3	8	4	6	10	= -2
10t)	San Francisco	5	6	11	7	6	13	= -2
10t)	Tampa Bay	4	6	10	9	3	12	= -2
14)	Los Angeles	4	6	10	10	3	13	= -3
15t)	Carolina	7	3	10	10	7	17	= -7
15t)	New York Giants	6	1	7	6	8	14	= -7
	Totals	86	73	159	87	68	155	= +4

NFL / TAKE-AWAYS, GIVE-AWAYS

Rank	Team	TAKE-AWAYS			GIVE-AWAYS			Net Diff
		Int	Fum	Total	Int	Fum	Total	
1)	Minnesota	9	7	16	1	4	5	= +11
2)	Kansas City	11	5	16	2	5	7	= +9
3)	Buffalo	6	6	12	2	2	4	= +8
4)	Oakland	7	6	13	3	3	6	= +7
5)	Philadelphia	6	7	13	3	4	7	= +6
6)	Denver	8	8	16	5	6	11	= +5
7)	Dallas	4	6	10	2	4	6	= +4
8t)	New England	5	4	9	0	6	6	= +3
8t)	Arizona	9	6	15	8	4	12	= +3
10t)	Baltimore	8	5	13	6	5	11	= +2
10t)	Cincinnati	7	3	10	3	5	8	= +2
10t)	Atlanta	6	2	8	4	2	6	= +2
10t)	Detroit	4	3	7	4	1	5	= +2
14)	Seattle	5	2	7	3	3	6	= +1
15t)	New Orleans	3	6	9	5	4	9	= 0
15t)	Washington	5	6	11	7	4	11	= 0
17t)	Indianapolis	2	5	7	5	3	8	= -1
17t)	Pittsburgh	3	5	8	7	2	9	= -1
19t)	Chicago	4	3	7	4	5	9	= -2
19t)	Green Bay	5	3	8	4	6	10	= -2
19t)	San Francisco	5	6	11	7	6	13	= -2
19t)	Tampa Bay	4	6	10	9	3	12	= -2
23t)	San Diego	9	6	15	7	11	18	= -3
23t)	Tennessee	6	1	7	6	4	10	= -3
23t)	Los Angeles	4	6	10	10	3	13	= -3
26)	Cleveland	6	2	8	9	3	12	= -4
27)	Miami	3	3	6	7	4	11	= -5
28t)	Houston	3	3	6	9	4	13	= -7
28t)	Carolina	7	3	10	10	7	17	= -7
28t)	New York Giants	6	1	7	6	8	14	= -7
31t)	Jacksonville	3	2	5	9	4	13	= -8
31t)	New York Jets	6	3	9	12	5	17	= -8
	Totals	179	140	319	179	140	319	= 0

WEEK 8 / THROUGH MONDAY, OCTOBER 31, 2016**AFC / TEAM/OFFENSE INSIDE THE 20**

Rank	Team	Poss	Pts	TD	TD%	FG	Score	Score%
1)	Oakland	23	137	17	73.9	6	23	100.0
2)	Tennessee	25	139	18	72.0	6	24	96.0
3)	Buffalo	22	121	15	68.2	5	20	90.9
4)	Indianapolis	25	141	17	68.0	7	24	96.0
5t)	New England	27	146	18	66.7	7	25	92.6
5t)	Pittsburgh	18	90	12	66.7	2	14	77.8
7)	Cleveland	22	109	14	63.6	4	18	81.8
8)	Jacksonville	22	100	12	54.5	5	17	77.3
9)	Cincinnati	25	120	13	52.0	10	23	92.0
10t)	Baltimore	16	74	8	50.0	6	14	87.5
10t)	Denver	28	129	14	50.0	11	25	89.3
10t)	Kansas City	24	103	12	50.0	7	19	79.2
10t)	San Diego	36	166	18	50.0	14	32	88.9
14)	Miami	21	94	10	47.6	8	18	85.7
15)	New York Jets	29	116	12	41.4	11	23	79.3
16)	Houston	21	88	8	38.1	11	19	90.5

AFC / OPPONENTS/DEFENSE INSIDE THE 20

Rank	Team	Poss	Pts	TD	TD%	FG	Score	Score%
1)	Buffalo	26	111	11	42.3	11	22	84.6
2)	Pittsburgh	26	117	12	46.2	11	23	88.5
3t)	Denver	22	103	11	50.0	9	20	90.9
3t)	Houston	26	127	13	50.0	12	25	96.2
5)	Kansas City	23	102	12	52.2	6	18	78.3
6)	Oakland	36	166	19	52.8	11	30	83.3
7)	Indianapolis	30	144	16	53.3	12	28	93.3
8)	Jacksonville	28	140	15	53.6	12	27	96.4
9)	Tennessee	23	115	13	56.5	8	21	91.3
10)	New England	22	106	13	59.1	5	18	81.8
11t)	Baltimore	15	74	9	60.0	4	13	86.7
11t)	Cincinnati	25	119	15	60.0	6	21	84.0
11t)	San Diego	30	152	18	60.0	9	27	90.0
14)	Miami	18	92	11	61.1	5	16	88.9
15)	New York Jets	21	114	14	66.7	5	19	90.5
16)	Cleveland	27	153	19	70.4	7	26	96.3

WEEK 8 / THROUGH MONDAY, OCTOBER 31, 2016**NFC / TEAM/OFFENSE INSIDE THE 20**

Rank	Team	Poss	Pts	TD	TD%	FG	Score	Score%
1)	New Orleans	29	165	21	72.4	6	27	93.1
2)	Carolina	25	139	18	72.0	4	22	88.0
3)	San Francisco	20	110	13	65.0	6	19	95.0
4)	Arizona	25	126	16	64.0	5	21	84.0
5)	Detroit	24	131	15	62.5	9	24	100.0
6)	Dallas	28	145	17	60.7	9	26	92.9
7)	Green Bay	30	146	17	56.7	9	26	86.7
8)	Tampa Bay	23	110	13	56.5	7	20	87.0
9)	Atlanta	32	158	17	53.1	13	30	93.8
10t)	Los Angeles	16	74	8	50.0	6	14	87.5
10t)	Philadelphia	26	126	13	50.0	12	25	96.2
12)	Chicago	23	104	11	47.8	9	20	87.0
13)	Seattle	21	92	10	47.6	8	18	85.7
14)	Minnesota	18	75	8	44.4	6	14	77.8
15)	New York Giants	19	82	8	42.1	9	17	89.5
16)	Washington	32	127	13	40.6	12	25	78.1

NFC / OPPONENTS/DEFENSE INSIDE THE 20

Rank	Team	Poss	Pts	TD	TD%	FG	Score	Score%
1)	Seattle	18	70	7	38.9	7	14	77.8
2)	New York Giants	22	93	9	40.9	10	19	86.4
3)	Philadelphia	25	94	11	44.0	6	17	68.0
4t)	Arizona	18	81	9	50.0	6	15	83.3
4t)	Carolina	22	104	11	50.0	9	20	90.9
4t)	Chicago	26	116	13	50.0	9	22	84.6
7)	Dallas	25	117	13	52.0	9	22	88.0
8)	Green Bay	17	83	9	52.9	7	16	94.1
9)	Minnesota	18	90	10	55.6	7	17	94.4
10)	New Orleans	27	133	16	59.3	7	23	85.2
11)	Tampa Bay	24	129	15	62.5	8	23	95.8
12)	Washington	27	139	17	63.0	7	24	88.9
13)	Los Angeles	25	127	16	64.0	6	22	88.0
14)	San Francisco	26	145	17	65.4	9	26	100.0
15)	Detroit	28	155	20	71.4	5	25	89.3
16)	Atlanta	29	172	22	75.9	5	27	93.1

WEEK 8 / THROUGH MONDAY, OCTOBER 31, 2016**NFL / TEAM/OFFENSE INSIDE THE 20**

Rank	Team	Poss	Pts	TD	TD%	FG	Score	Score%
1)	Oakland	23	137	17	73.9	6	23	100.0
2)	New Orleans	29	165	21	72.4	6	27	93.1
3t)	Carolina	25	139	18	72.0	4	22	88.0
3t)	Tennessee	25	139	18	72.0	6	24	96.0
5)	Buffalo	22	121	15	68.2	5	20	90.9
6)	Indianapolis	25	141	17	68.0	7	24	96.0
7t)	New England	27	146	18	66.7	7	25	92.6
7t)	Pittsburgh	18	90	12	66.7	2	14	77.8
9)	San Francisco	20	110	13	65.0	6	19	95.0
10)	Arizona	25	126	16	64.0	5	21	84.0
11)	Cleveland	22	109	14	63.6	4	18	81.8
12)	Detroit	24	131	15	62.5	9	24	100.0
13)	Dallas	28	145	17	60.7	9	26	92.9
14)	Green Bay	30	146	17	56.7	9	26	86.7
15)	Tampa Bay	23	110	13	56.5	7	20	87.0
16)	Jacksonville	22	100	12	54.5	5	17	77.3
17)	Atlanta	32	158	17	53.1	13	30	93.8
18)	Cincinnati	25	120	13	52.0	10	23	92.0
19t)	Baltimore	16	74	8	50.0	6	14	87.5
19t)	Denver	28	129	14	50.0	11	25	89.3
19t)	Kansas City	24	103	12	50.0	7	19	79.2
19t)	Los Angeles	16	74	8	50.0	6	14	87.5
19t)	Philadelphia	26	126	13	50.0	12	25	96.2
19t)	San Diego	36	166	18	50.0	14	32	88.9
25)	Chicago	23	104	11	47.8	9	20	87.0
26t)	Miami	21	94	10	47.6	8	18	85.7
26t)	Seattle	21	92	10	47.6	8	18	85.7
28)	Minnesota	18	75	8	44.4	6	14	77.8
29)	New York Giants	19	82	8	42.1	9	17	89.5
30)	New York Jets	29	116	12	41.4	11	23	79.3
31)	Washington	32	127	13	40.6	12	25	78.1
32)	Houston	21	88	8	38.1	11	19	90.5

NFL / OPPONENTS/DEFENSE INSIDE THE 20

Rank	Team	Poss	Pts	TD	TD%	FG	Score	Score%
1)	Seattle	18	70	7	38.9	7	14	77.8
2)	New York Giants	22	93	9	40.9	10	19	86.4
3)	Buffalo	26	111	11	42.3	11	22	84.6
4)	Philadelphia	25	94	11	44.0	6	17	68.0
5)	Pittsburgh	26	117	12	46.2	11	23	88.5
6t)	Arizona	18	81	9	50.0	6	15	83.3
6t)	Carolina	22	104	11	50.0	9	20	90.9
6t)	Chicago	26	116	13	50.0	9	22	84.6
6t)	Denver	22	103	11	50.0	9	20	90.9
6t)	Houston	26	127	13	50.0	12	25	96.2
11)	Dallas	25	117	13	52.0	9	22	88.0
12)	Kansas City	23	102	12	52.2	6	18	78.3
13)	Oakland	36	166	19	52.8	11	30	83.3
14)	Green Bay	17	83	9	52.9	7	16	94.1
15)	Indianapolis	30	144	16	53.3	12	28	93.3
16)	Jacksonville	28	140	15	53.6	12	27	96.4
17)	Minnesota	18	90	10	55.6	7	17	94.4
18)	Tennessee	23	115	13	56.5	8	21	91.3
19)	New England	22	106	13	59.1	5	18	81.8
20)	New Orleans	27	133	16	59.3	7	23	85.2
21t)	Baltimore	15	74	9	60.0	4	13	86.7
21t)	Cincinnati	25	119	15	60.0	6	21	84.0
21t)	San Diego	30	152	18	60.0	9	27	90.0
24)	Miami	18	92	11	61.1	5	16	88.9
25)	Tampa Bay	24	129	15	62.5	8	23	95.8
26)	Washington	27	139	17	63.0	7	24	88.9
27)	Los Angeles	25	127	16	64.0	6	22	88.0
28)	San Francisco	26	145	17	65.4	9	26	100.0
29)	New York Jets	21	114	14	66.7	5	19	90.5
30)	Cleveland	27	153	19	70.4	7	26	96.3
31)	Detroit	28	155	20	71.4	5	25	89.3
32)	Atlanta	29	172	22	75.9	5	27	93.1

WEEK 8 / THROUGH MONDAY, OCTOBER 31, 2016**AFC / OFFENSE/TEAMS: FIRST DOWNS, THIRD DOWNS, FOURTH DOWNS**

Rank	Team	FIRST DOWNS				THIRD DOWNS			FOURTH DOWNS		
		Total	Rush	Pass	Pen	Made	Att	Pct	Made	Att	Pct
1)	Cincinnati	183	52	110	21	38	103	36.9	4	6	66.7
2)	Indianapolis	174	50	103	21	42	105	40.0	4	8	50.0
3t)	New England	169	54	96	19	51	108	47.2	3	5	60.0
3t)	Tennessee	169	64	88	17	52	108	48.1	1	4	25.0
5t)	Oakland	168	44	109	15	41	108	38.0	4	7	57.1
5t)	San Diego	168	45	108	15	45	106	42.5	2	6	33.3
7)	Jacksonville	143	28	95	20	27	89	30.3	5	8	62.5
8)	Kansas City	142	36	98	8	40	98	40.8	4	6	66.7
9)	Pittsburgh	137	32	95	10	39	90	43.3	3	9	33.3
10)	Denver	156	50	89	17	37	103	35.9	5	7	71.4
11)	Cleveland	155	41	101	13	44	109	40.4	3	7	42.9
12)	Baltimore	134	29	87	18	35	108	32.4	4	11	36.4
13)	Buffalo	152	65	70	17	36	102	35.3	5	8	62.5
14)	New York Jets	151	46	90	15	43	109	39.4	4	8	50.0
15)	Houston	148	49	88	11	46	119	38.7	2	9	22.2
16)	Miami	123	44	70	9	28	82	34.1	0	3	0.0
	Totals	2472	729	1497	246	644	1647	39.1	53	112	47.3

AFC / DEFENSE/OPPONENTS: FIRST DOWNS, THIRD DOWNS, FOURTH DOWNS

Rank	Team	FIRST DOWNS				THIRD DOWNS			FOURTH DOWNS		
		Total	Rush	Pass	Pen	Made	Att	Pct	Made	Att	Pct
1)	Baltimore	108	20	78	10	33	98	33.7	7	9	77.8
2)	Houston	138	52	74	12	36	106	34.0	0	5	0.0
3)	Denver	145	45	85	15	44	117	37.6	4	11	36.4
4)	Tennessee	152	33	105	14	40	103	38.8	2	4	50.0
5)	Kansas City	136	37	91	8	41	92	44.6	3	7	42.9
6)	San Diego	163	49	105	9	42	108	38.9	6	10	60.0
7)	New York Jets	164	36	114	14	38	97	39.2	1	5	20.0
8)	Miami	144	47	82	15	30	96	31.3	3	6	50.0
9)	New England	166	46	104	16	43	106	40.6	4	13	30.8
10t)	Cincinnati	168	45	105	18	41	101	40.6	1	5	20.0
10t)	Pittsburgh	147	44	90	13	35	90	38.9	3	7	42.9
12)	Buffalo	172	53	98	21	41	105	39.0	2	9	22.2
13)	Jacksonville	152	50	80	22	50	107	46.7	3	6	50.0
14)	Oakland	174	53	102	19	33	97	34.0	2	5	40.0
15)	Cleveland	179	57	110	12	49	104	47.1	2	4	50.0
16)	Indianapolis	189	49	120	20	40	93	43.0	1	2	50.0
	Totals	2497	716	1543	238	636	1620	39.3	44	108	40.7

WEEK 8 / THROUGH MONDAY, OCTOBER 31, 2016

NFC / OFFENSE/TEAMS: FIRST DOWNS, THIRD DOWNS, FOURTH DOWNS

Rank	Team	FIRST DOWNS				THIRD DOWNS			FOURTH DOWNS		
		Total	Rush	Pass	Pen	Made	Att	Pct	Made	Att	Pct
1)	New Orleans	174	39	123	12	51	100	51.0	4	5	80.0
2)	Dallas	170	71	86	13	38	87	43.7	5	5	100.0
3)	Washington	186	50	116	20	46	103	44.7	2	8	25.0
4)	Atlanta	184	54	121	9	36	91	39.6	7	11	63.6
5)	Arizona	182	49	116	17	48	114	42.1	1	3	33.3
6)	Green Bay	158	40	96	22	49	95	51.6	2	6	33.3
7)	Carolina	156	48	97	11	39	95	41.1	4	7	57.1
8)	Tampa Bay	151	38	92	21	37	96	38.5	2	5	40.0
9)	Detroit	167	41	105	21	39	91	42.9	5	6	83.3
10)	Philadelphia	135	46	75	14	31	89	34.8	5	5	100.0
11)	Chicago	153	40	107	6	33	94	35.1	1	7	14.3
12)	New York Giants	132	31	88	13	30	86	34.9	3	6	50.0
13)	San Francisco	131	55	64	12	37	102	36.3	4	9	44.4
14)	Seattle	125	33	83	9	34	92	37.0	2	4	50.0
15)	Los Angeles	123	34	76	13	37	94	39.4	2	7	28.6
16)	Minnesota	120	27	85	8	39	102	38.2	4	7	57.1
	Totals	2447	696	1530	221	624	1531	40.8	53	101	52.5

NFC / DEFENSE/OPPONENTS: FIRST DOWNS, THIRD DOWNS, FOURTH DOWNS

Rank	Team	FIRST DOWNS				THIRD DOWNS			FOURTH DOWNS		
		Total	Rush	Pass	Pen	Made	Att	Pct	Made	Att	Pct
1)	Arizona	134	49	77	8	40	111	36.0	3	7	42.9
2)	Minnesota	125	35	74	16	34	93	36.6	1	7	14.3
3t)	Green Bay	133	28	93	12	29	84	34.5	7	9	77.8
3t)	Seattle	133	33	84	16	39	103	37.9	3	6	50.0
5)	Philadelphia	136	47	72	17	33	86	38.4	5	12	41.7
6)	Carolina	140	34	101	5	38	92	41.3	3	4	75.0
7)	Chicago	166	45	103	18	40	109	36.7	8	9	88.9
8)	Tampa Bay	146	40	94	12	32	94	34.0	4	5	80.0
9)	New York Giants	147	42	93	12	51	118	43.2	3	4	75.0
10t)	Dallas	149	36	100	13	38	86	44.2	2	5	40.0
10t)	Los Angeles	149	45	85	19	40	95	42.1	5	6	83.3
12)	Detroit	174	56	103	15	50	101	49.5	2	4	50.0
13)	San Francisco	153	65	75	13	44	101	43.6	1	3	33.3
14)	New Orleans	161	49	99	13	33	81	40.7	3	6	50.0
15)	Washington	185	58	106	21	45	98	45.9	4	7	57.1
16)	Atlanta	191	47	125	19	46	106	43.4	8	11	72.7
	Totals	2422	709	1484	229	632	1558	40.6	62	105	59.0

WEEK 8 / THROUGH MONDAY, OCTOBER 31, 2016

NFL / OFFENSE/TEAMS: FIRST DOWNS, THIRD DOWNS, FOURTH DOWNS

Rank	Team	FIRST DOWNS				THIRD DOWNS			FOURTH DOWNS		
		Total	Rush	Pass	Pen	Made	Att	Pct	Made	Att	Pct
1)	New Orleans	174	39	123	12	51	100	51.0	4	5	80.0
2)	Dallas	170	71	86	13	38	87	43.7	5	5	100.0
3)	Washington	186	50	116	20	46	103	44.7	2	8	25.0
4)	Atlanta	184	54	121	9	36	91	39.6	7	11	63.6
5)	Cincinnati	183	52	110	21	38	103	36.9	4	6	66.7
6)	Arizona	182	49	116	17	48	114	42.1	1	3	33.3
7)	Green Bay	158	40	96	22	49	95	51.6	2	6	33.3
8)	Carolina	156	48	97	11	39	95	41.1	4	7	57.1
9)	Indianapolis	174	50	103	21	42	105	40.0	4	8	50.0
10)	Tampa Bay	151	38	92	21	37	96	38.5	2	5	40.0
11t)	New England	169	54	96	19	51	108	47.2	3	5	60.0
11t)	Tennessee	169	64	88	17	52	108	48.1	1	4	25.0
13t)	Oakland	168	44	109	15	41	108	38.0	4	7	57.1
13t)	San Diego	168	45	108	15	45	106	42.5	2	6	33.3
15)	Detroit	167	41	105	21	39	91	42.9	5	6	83.3
16)	Jacksonville	143	28	95	20	27	89	30.3	5	8	62.5
17)	Kansas City	142	36	98	8	40	98	40.8	4	6	66.7
18)	Pittsburgh	137	32	95	10	39	90	43.3	3	9	33.3
19)	Denver	156	50	89	17	37	103	35.9	5	7	71.4
20)	Cleveland	155	41	101	13	44	109	40.4	3	7	42.9
21)	Philadelphia	135	46	75	14	31	89	34.8	5	5	100.0
22)	Baltimore	134	29	87	18	35	108	32.4	4	11	36.4
23)	Chicago	153	40	107	6	33	94	35.1	1	7	14.3
24)	Buffalo	152	65	70	17	36	102	35.3	5	8	62.5
25)	New York Jets	151	46	90	15	43	109	39.4	4	8	50.0
26)	New York Giants	132	31	88	13	30	86	34.9	3	6	50.0
27)	San Francisco	131	55	64	12	37	102	36.3	4	9	44.4
28)	Houston	148	49	88	11	46	119	38.7	2	9	22.2
29)	Seattle	125	33	83	9	34	92	37.0	2	4	50.0
30t)	Miami	123	44	70	9	28	82	34.1	0	3	0.0
30t)	Los Angeles	123	34	76	13	37	94	39.4	2	7	28.6
32)	Minnesota	120	27	85	8	39	102	38.2	4	7	57.1
	Totals	4919	1425	3027	467	1268	3178	39.9	106	213	49.8

NFL / DEFENSE/OPPONENTS: FIRST DOWNS, THIRD DOWNS, FOURTH DOWNS

Rank	Team	FIRST DOWNS				THIRD DOWNS			FOURTH DOWNS		
		Total	Rush	Pass	Pen	Made	Att	Pct	Made	Att	Pct
1)	Baltimore	108	20	78	10	33	98	33.7	7	9	77.8
2)	Arizona	134	49	77	8	40	111	36.0	3	7	42.9
3)	Houston	138	52	74	12	36	106	34.0	0	5	0.0
4)	Minnesota	125	35	74	16	34	93	36.6	1	7	14.3
5)	Denver	145	45	85	15	44	117	37.6	4	11	36.4
6t)	Tennessee	152	33	105	14	40	103	38.8	2	4	50.0
6t)	Green Bay	133	28	93	12	29	84	34.5	7	9	77.8
6t)	Seattle	133	33	84	16	39	103	37.9	3	6	50.0
9t)	Kansas City	136	37	91	8	41	92	44.6	3	7	42.9
9t)	Philadelphia	136	47	72	17	33	86	38.4	5	12	41.7
11)	Carolina	140	34	101	5	38	92	41.3	3	4	75.0
12)	San Diego	163	49	105	9	42	108	38.9	6	10	60.0
13)	New York Jets	164	36	114	14	38	97	39.2	1	5	20.0
14)	Miami	144	47	82	15	30	96	31.3	3	6	50.0
15t)	New England	166	46	104	16	43	106	40.6	4	13	30.8
15t)	Chicago	166	45	103	18	40	109	36.7	8	9	88.9
17)	Tampa Bay	146	40	94	12	32	94	34.0	4	5	80.0
18t)	Cincinnati	168	45	105	18	41	101	40.6	1	5	20.0
18t)	Pittsburgh	147	44	90	13	35	90	38.9	3	7	42.9
18t)	New York Giants	147	42	93	12	51	118	43.2	3	4	75.0
21t)	Dallas	149	36	100	13	38	86	44.2	2	5	40.0
21t)	Los Angeles	149	45	85	19	40	95	42.1	5	6	83.3
23)	Buffalo	172	53	98	21	41	105	39.0	2	9	22.2
24)	Jacksonville	152	50	80	22	50	107	46.7	3	6	50.0
25t)	Oakland	174	53	102	19	33	97	34.0	2	5	40.0
25t)	Detroit	174	56	103	15	50	101	49.5	2	4	50.0
27)	San Francisco	153	65	75	13	44	101	43.6	1	3	33.3
28)	Cleveland	179	57	110	12	49	104	47.1	2	4	50.0
29)	New Orleans	161	49	99	13	33	81	40.7	3	6	50.0
30)	Washington	185	58	106	21	45	98	45.9	4	7	57.1
31)	Indianapolis	189	49	120	20	40	93	43.0	1	2	50.0
32)	Atlanta	191	47	125	19	46	106	43.4	8	11	72.7
	Totals	4919	1425	3027	467	1268	3178	39.9	106	213	49.8

WEEK 8 / THROUGH MONDAY, OCTOBER 31, 2016**AFC / FIRST-DOWN PLAYS BY TEAMS**

Rank	Team	Yds/Play	Plays	Yards
1)	Miami	6.49	183	1187
2)	Kansas City	5.82	201	1170
3)	Cleveland	5.75	228	1312
4)	New England	5.67	227	1287
5)	Tennessee	5.63	229	1290
6)	Jacksonville	5.55	201	1116
7)	Cincinnati	5.54	243	1346
8)	San Diego	5.53	234	1295
9)	Buffalo	5.48	210	1150
10)	Oakland	5.44	234	1272
11)	Indianapolis	5.40	239	1290
12)	Baltimore	5.28	204	1078
13)	Denver	5.15	226	1165
14)	Houston	4.82	230	1109
15)	Pittsburgh	4.78	197	942
16)	New York Jets	4.48	221	991
	TOTAL	5.42	3507	19000

AFC / FIRST-DOWN PLAYS BY OPPONENTS

Rank	Team	Yds/Play	Plays	Yards
1)	Jacksonville	4.75	202	960
2)	Denver	4.85	223	1082
3)	Baltimore	5.03	175	881
4)	New England	5.10	229	1168
5)	Kansas City	5.30	198	1050
6)	San Diego	5.40	235	1268
7)	New York Jets	5.42	229	1241
8)	Tennessee	5.46	218	1190
9)	Buffalo	5.54	235	1302
10)	Houston	5.55	213	1183
11)	Miami	5.64	210	1184
12)	Indianapolis	5.70	250	1425
13)	Cincinnati	5.72	231	1321
14)	Cleveland	5.80	238	1381
15)	Pittsburgh	6.10	202	1233
16)	Oakland	6.62	238	1576
	TOTAL	5.51	3526	19445

WEEK 8 / THROUGH MONDAY, OCTOBER 31, 2016**NFC / FIRST-DOWN PLAYS BY TEAMS**

Rank	Team	Yds/Play	Plays	Yards
1)	Atlanta	8.04	241	1937
2)	Chicago	6.87	223	1533
3)	Carolina	6.53	219	1430
4)	Washington	6.37	246	1566
5)	Dallas	5.96	216	1287
6)	New Orleans	5.80	221	1281
7)	Seattle	5.41	194	1050
8)	Arizona	5.39	255	1375
9)	Detroit	5.28	214	1130
10)	New York Giants	5.21	194	1010
11)	San Francisco	5.19	195	1013
12)	Los Angeles	5.12	187	958
13)	Philadelphia	5.02	193	969
14)	Tampa Bay	4.94	216	1066
15)	Green Bay	4.37	203	887
16)	Minnesota	3.96	183	725
	TOTAL	5.65	3400	19217

NFC / FIRST-DOWN PLAYS BY OPPONENTS

Rank	Team	Yds/Play	Plays	Yards
1)	Minnesota	4.42	193	853
2)	Los Angeles	4.57	204	932
3)	Arizona	4.92	217	1068
4)	Seattle	5.17	200	1033
5)	Chicago	5.21	229	1192
6)	Atlanta	5.41	243	1315
7)	Philadelphia	5.48	196	1074
8)	Washington	5.64	239	1348
9)	Dallas	5.75	200	1150
10)	Green Bay	5.82	182	1059
11)	New York Giants	5.86	210	1231
12)	Carolina	5.96	205	1222
13)	Tampa Bay	6.05	208	1259
14)	Detroit	6.07	225	1366
15)	San Francisco	6.11	218	1331
16)	New Orleans	6.32	212	1339
	TOTAL	5.55	3381	18772

WEEK 8 / THROUGH MONDAY, OCTOBER 31, 2016**NFL / FIRST-DOWN PLAYS BY TEAMS**

Rank	Team	Yds/Play	Plays	Yards
1)	Atlanta	8.04	241	1937
2)	Chicago	6.87	223	1533
3)	Carolina	6.53	219	1430
4)	Miami	6.49	183	1187
5)	Washington	6.37	246	1566
6)	Dallas	5.96	216	1287
7)	Kansas City	5.82	201	1170
8)	New Orleans	5.80	221	1281
9)	Cleveland	5.75	228	1312
10)	New England	5.67	227	1287
11)	Tennessee	5.63	229	1290
12)	Jacksonville	5.55	201	1116
13)	Cincinnati	5.54	243	1346
14)	San Diego	5.53	234	1295
15)	Buffalo	5.48	210	1150
16)	Oakland	5.44	234	1272
17)	Seattle	5.41	194	1050
18)	Indianapolis	5.40	239	1290
19)	Arizona	5.39	255	1375
20)	Baltimore	5.28	204	1078
21)	Detroit	5.28	214	1130
22)	New York Giants	5.21	194	1010
23)	San Francisco	5.19	195	1013
24)	Denver	5.15	226	1165
25)	Los Angeles	5.12	187	958
26)	Philadelphia	5.02	193	969
27)	Tampa Bay	4.94	216	1066
28)	Houston	4.82	230	1109
29)	Pittsburgh	4.78	197	942
30)	New York Jets	4.48	221	991
31)	Green Bay	4.37	203	887
32)	Minnesota	3.96	183	725
	TOTAL	5.53	6907	38217

NFL / FIRST-DOWN PLAYS BY OPPONENTS

Rank	Team	Yds/Play	Plays	Yards
1)	Minnesota	4.42	193	853
2)	Los Angeles	4.57	204	932
3)	Jacksonville	4.75	202	960
4)	Denver	4.85	223	1082
5)	Arizona	4.92	217	1068
6)	Baltimore	5.03	175	881
7)	New England	5.10	229	1168
8)	Seattle	5.17	200	1033
9)	Chicago	5.21	229	1192
10)	Kansas City	5.30	198	1050
11)	San Diego	5.40	235	1268
12)	Atlanta	5.41	243	1315
13)	New York Jets	5.42	229	1241
14)	Tennessee	5.46	218	1190
15)	Philadelphia	5.48	196	1074
16)	Buffalo	5.54	235	1302
17)	Houston	5.55	213	1183
18)	Miami	5.64	210	1184
19)	Washington	5.64	239	1348
20)	Indianapolis	5.70	250	1425
21)	Cincinnati	5.72	231	1321
22)	Dallas	5.75	200	1150
23)	Cleveland	5.80	238	1381
24)	Green Bay	5.82	182	1059
25)	New York Giants	5.86	210	1231
26)	Carolina	5.96	205	1222
27)	Tampa Bay	6.05	208	1259
28)	Detroit	6.07	225	1366
29)	Pittsburgh	6.10	202	1233
30)	San Francisco	6.11	218	1331
31)	New Orleans	6.32	212	1339
32)	Oakland	6.62	238	1576
	TOTAL	5.53	6907	38217

WEEK 8 / THROUGH MONDAY, OCTOBER 31, 2016**AFC / KICKOFFS (Receiving Team)**

Rank	Team	TotKO	AdjKO	TB	TB%	EZ	EZ%	OB	I20	Avg.Start
1)	Baltimore	30	30	20	66.7	29	96.7	0	3	25.7
2)	New York Jets	42	39	23	59.0	32	76.2	0	5	25.5
3)	Indianapolis	52	49	32	65.3	40	76.9	1	2	25.4
4)	New England	33	32	19	59.4	25	75.8	0	5	25.3
5)	Tennessee	42	37	22	59.5	25	59.5	2	2	24.9
6)	Cincinnati	41	41	27	65.9	35	85.4	0	5	24.5
7)	Buffalo	41	41	22	53.7	30	73.2	0	5	24.5
8)	Oakland	46	45	29	64.4	35	76.1	2	6	24.4
9)	Jacksonville	44	44	24	54.5	31	70.5	0	6	24.3
10)	Pittsburgh	35	35	23	65.7	29	82.9	0	4	24.2
11)	Denver	36	36	27	75.0	35	97.2	0	5	24.2
12)	Houston	41	36	21	58.3	28	68.3	1	6	23.9
13)	Miami	37	35	22	62.9	30	81.1	0	6	23.6
14)	Cleveland	44	44	30	68.2	32	72.7	0	8	23.4
15)	Kansas City	31	30	14	46.7	24	77.4	1	7	23.3
16)	San Diego	46	42	26	61.9	34	73.9	1	8	23.1
	Totals	641	616	381	61.9	494	80.2	8	83	24.4

AFC / KICKOFFS (Kicking Team)

Rank	Team	TotKO	AdjKO	TB	TB%	EZ	EZ%	OB	I20	Avg.Start
1)	New England	44	42	23	54.8	30	68.2	0	9	23.0
2)	Denver	46	42	28	66.7	30	65.2	0	7	23.4
3)	New York Jets	37	36	21	58.3	29	78.4	0	7	23.6
4)	Miami	31	31	19	61.3	22	71.0	0	5	23.9
5)	Indianapolis	48	47	33	70.2	40	83.3	0	6	24.0
6)	Pittsburgh	35	33	25	75.8	31	88.6	0	2	24.1
7)	Houston	38	37	4	10.8	16	42.1	1	7	24.1
8)	Cincinnati	39	38	19	50.0	30	76.9	0	9	24.3
9)	Oakland	43	43	22	51.2	28	65.1	0	7	24.3
10)	San Diego	51	51	41	80.4	46	90.2	0	3	24.5
11)	Buffalo	44	41	16	39.0	27	61.4	0	12	24.6
12)	Baltimore	33	33	20	60.6	23	69.7	0	3	24.9
13)	Jacksonville	32	27	24	88.9	25	78.1	2	1	25.3
14)	Cleveland	38	35	24	68.6	31	81.6	1	2	25.3
15)	Tennessee	41	39	27	69.2	33	80.5	2	2	26.0
16)	Kansas City	38	35	22	62.9	28	73.7	1	3	27.1
	Totals	638	610	368	60.3	469	76.9	7	85	24.5

Note: Average team drive start DOES NOT include onside kicks or kickoffs at the end of a half unless either kickoff is returned for a touchdown. All other kickoffs (returned kickoffs, fair catches, touchback and kickoffs out of bounds) are included. Kickoffs resulting in the kicking team retaining possession are not included.

ADJ KO: Adjusted kickoffs are used to compute the Avg. Team Drive Start.

I20: The number of drives that start inside (not including) the 20 yd line.

WEEK 8 / THROUGH MONDAY, OCTOBER 31, 2016**NFC / KICKOFFS (Receiving Team)**

Rank	Team	TotKO	AdjKO	TB	TB%	EZ	EZ%	OB	I20	Avg.Start
1)	Philadelphia	29	27	16	59.3	23	79.3	1	2	30.6
2)	Minnesota	28	25	13	52.0	19	67.9	0	2	26.2
3)	New York Giants	37	37	26	70.3	34	91.9	0	2	25.7
4)	Washington	42	41	27	65.9	31	73.8	1	4	25.3
5)	Green Bay	38	38	28	73.7	31	81.6	1	3	25.3
6)	Carolina	40	39	23	59.0	29	72.5	0	5	25.2
7)	Atlanta	46	44	31	70.5	35	76.1	0	3	25.0
8)	Dallas	32	29	21	72.4	23	71.9	0	1	24.9
8t)	Seattle	30	29	13	44.8	20	66.7	0	4	24.9
10)	Arizona	38	37	24	64.9	29	76.3	0	8	24.7
11)	San Francisco	45	42	31	73.8	37	82.2	0	5	24.4
12)	Detroit	41	41	22	53.7	33	80.5	0	9	23.5
13)	Los Angeles	32	32	18	56.3	26	81.3	0	5	23.5
14)	Chicago	44	42	25	59.5	30	68.2	0	7	23.5
15)	New Orleans	44	44	30	68.2	35	79.5	0	7	23.4
16)	Tampa Bay	39	39	30	76.9	34	87.2	0	6	23.3
	Totals	605	586	378	64.5	469	80.0	3	73	24.8

NFC / KICKOFFS (Kicking Team)

Rank	Team	TotKO	AdjKO	TB	TB%	EZ	EZ%	OB	I20	Avg.Start
1)	Philadelphia	41	40	27	67.5	32	78.0	0	7	22.7
2)	Atlanta	55	55	39	70.9	49	89.1	0	10	23.2
3)	Los Angeles	30	30	21	70.0	27	90.0	0	4	23.5
4)	Chicago	33	32	15	46.9	29	87.9	0	7	23.8
5)	Carolina	42	41	30	73.2	34	81.0	0	5	23.9
6)	Tampa Bay	33	33	25	75.8	32	97.0	0	4	24.2
7)	Detroit	41	37	28	75.7	33	80.5	1	5	24.2
8)	Dallas	41	40	26	65.0	35	85.4	0	4	24.7
9)	Seattle	34	34	25	73.5	31	91.2	0	2	24.8
10)	New Orleans	41	40	24	60.0	30	73.2	1	5	24.9
11)	Arizona	38	37	26	70.3	33	86.8	0	3	24.9
12)	San Francisco	33	31	15	48.4	19	57.6	0	4	25.5
13)	Green Bay	37	36	20	55.6	29	78.4	0	4	25.7
14)	New York Giants	32	30	19	63.3	20	62.5	1	2	25.9
15)	Minnesota	33	32	16	50.0	22	66.7	1	3	27.1
16)	Washington	44	44	35	79.5	39	88.6	0	2	27.1
	Totals	608	592	391	66.0	494	83.4	4	71	24.7

Note: Average team drive start DOES NOT include onside kicks or kickoffs at the end of a half unless either kickoff is returned for a touchdown. All other kickoffs (returned kickoffs, fair catches, touchback and kickoffs out of bounds) are included. Kickoffs resulting in the kicking team retaining possession are not included.

ADJ KO: Adjusted kickoffs are used to compute the Avg. Team Drive Start.

I20: The number of drives that start inside (not including) the 20 yd line.

WEEK 8 / THROUGH MONDAY, OCTOBER 31, 2016**NFL / KICKOFFS (Receiving Team)**

Rank	Team	TotKO	AdjKO	TB	TB%	EZ	EZ%	OB	I20	Avg.Start
1)	Philadelphia	29	27	16	59.3	23	79.3	1	2	30.6
2)	Minnesota	28	25	13	52.0	19	67.9	0	2	26.2
3)	New York Giants	37	37	26	70.3	34	91.9	0	2	25.7
4)	Baltimore	30	30	20	66.7	29	96.7	0	3	25.7
5)	New York Jets	42	39	23	59.0	32	76.2	0	5	25.5
6)	Indianapolis	52	49	32	65.3	40	76.9	1	2	25.4
7)	New England	33	32	19	59.4	25	75.8	0	5	25.3
8)	Washington	42	41	27	65.9	31	73.8	1	4	25.3
9)	Green Bay	38	38	28	73.7	31	81.6	1	3	25.3
10)	Carolina	40	39	23	59.0	29	72.5	0	5	25.2
11)	Atlanta	46	44	31	70.5	35	76.1	0	3	25.0
12)	Dallas	32	29	21	72.4	23	71.9	0	1	24.9
12t)	Seattle	30	29	13	44.8	20	66.7	0	4	24.9
14)	Tennessee	42	37	22	59.5	25	59.5	2	2	24.9
15)	Arizona	38	37	24	64.9	29	76.3	0	8	24.7
16)	Cincinnati	41	41	27	65.9	35	85.4	0	5	24.5
17)	Buffalo	41	41	22	53.7	30	73.2	0	5	24.5
18)	San Francisco	45	42	31	73.8	37	82.2	0	5	24.4
19)	Oakland	46	45	29	64.4	35	76.1	2	6	24.4
20)	Jacksonville	44	44	24	54.5	31	70.5	0	6	24.3
21)	Pittsburgh	35	35	23	65.7	29	82.9	0	4	24.2
22)	Denver	36	36	27	75.0	35	97.2	0	5	24.2
23)	Houston	41	36	21	58.3	28	68.3	1	6	23.9
24)	Miami	37	35	22	62.9	30	81.1	0	6	23.6
25)	Detroit	41	41	22	53.7	33	80.5	0	9	23.5
26)	Los Angeles	32	32	18	56.3	26	81.3	0	5	23.5
27)	Chicago	44	42	25	59.5	30	68.2	0	7	23.5
28)	New Orleans	44	44	30	68.2	35	79.5	0	7	23.4
29)	Cleveland	44	44	30	68.2	32	72.7	0	8	23.4
30)	Tampa Bay	39	39	30	76.9	34	87.2	0	6	23.3
31)	Kansas City	31	30	14	46.7	24	77.4	1	7	23.3
32)	San Diego	46	42	26	61.9	34	73.9	1	8	23.1
	Totals	1246	1202	759	63.1	963	80.1	11	156	24.6

Note: Average opponent drive start DOES NOT include inside kicks or kickoffs at the end of a half unless either kickoff is returned for a touchdown. All other kickoffs (returned kickoffs, fair catches, touchback and kickoffs out of bounds) are included. Kickoffs resulting in the kicking team retaining possession are not included.

ADJ KO: Adjusted kickoffs are used to compute the Avg. Team Drive Start.

I20: The number of drives that start inside (not including) the 20 yd line.

WEEK 8 / THROUGH MONDAY, OCTOBER 31, 2016**NFL / KICKOFFS (Kicking Team)**

Rank	Team	TotKO	AdjKO	TB	TB%	EZ	EZ%	OB	I20	Avg.Start
1)	Philadelphia	41	40	27	67.5	32	78.0	0	7	22.7
2)	New England	44	42	23	54.8	30	68.2	0	9	23.0
3)	Atlanta	55	55	39	70.9	49	89.1	0	10	23.2
4)	Denver	46	42	28	66.7	30	65.2	0	7	23.4
5)	Los Angeles	30	30	21	70.0	27	90.0	0	4	23.5
6)	New York Jets	37	36	21	58.3	29	78.4	0	7	23.6
7)	Chicago	33	32	15	46.9	29	87.9	0	7	23.8
8)	Miami	31	31	19	61.3	22	71.0	0	5	23.9
9)	Carolina	42	41	30	73.2	34	81.0	0	5	23.9
10)	Indianapolis	48	47	33	70.2	40	83.3	0	6	24.0
11)	Pittsburgh	35	33	25	75.8	31	88.6	0	2	24.1
12)	Houston	38	37	4	10.8	16	42.1	1	7	24.1
13)	Tampa Bay	33	33	25	75.8	32	97.0	0	4	24.2
14)	Detroit	41	37	28	75.7	33	80.5	1	5	24.2
15)	Cincinnati	39	38	19	50.0	30	76.9	0	9	24.3
16)	Oakland	43	43	22	51.2	28	65.1	0	7	24.3
17)	San Diego	51	51	41	80.4	46	90.2	0	3	24.5
18)	Buffalo	44	41	16	39.0	27	61.4	0	12	24.6
19)	Dallas	41	40	26	65.0	35	85.4	0	4	24.7
20)	Seattle	34	34	25	73.5	31	91.2	0	2	24.8
21)	New Orleans	41	40	24	60.0	30	73.2	1	5	24.9
22)	Baltimore	33	33	20	60.6	23	69.7	0	3	24.9
23)	Arizona	38	37	26	70.3	33	86.8	0	3	24.9
24)	Jacksonville	32	27	24	88.9	25	78.1	2	1	25.3
25)	Cleveland	38	35	24	68.6	31	81.6	1	2	25.3
26)	San Francisco	33	31	15	48.4	19	57.6	0	4	25.5
27)	Green Bay	37	36	20	55.6	29	78.4	0	4	25.7
28)	New York Giants	32	30	19	63.3	20	62.5	1	2	25.9
29)	Tennessee	41	39	27	69.2	33	80.5	2	2	26.0
30)	Minnesota	33	32	16	50.0	22	66.7	1	3	27.1
31)	Kansas City	38	35	22	62.9	28	73.7	1	3	27.1
32)	Washington	44	44	35	79.5	39	88.6	0	2	27.1
	Totals	1246	1202	759	63.1	963	80.1	11	156	24.6

Note: Average team drive start DOES NOT include onside kicks or kickoffs at the end of a half unless either kickoff is returned for a touchdown. All other kickoffs (returned kickoffs, fair catches, touchback and kickoffs out of bounds) are included. Kickoffs resulting in the kicking team retaining possession are not included.

ADJ KO: Adjusted kickoffs are used to compute the Avg. Team Drive Start.

I20: The number of drives that start inside (not including) the 20 yd line.

WEEK 8 / THROUGH MONDAY, OCTOBER 31, 2016**AFC / SINGLE-GAME HIGHS / PLAYERS**

Most Points-- 18, Gordon, S.D. at Atl., 10/23 (OT), (3 td, 0 fg, 0 xp, 0 2pt)
Most Points-- 18, (4 times in Non-Overtime Games)
Passing Yards-- 513, Carr, Oak. at T.B., 10/30 (OT), (40-59, 513, 4 td, 0 int)
Passing Yards-- 406, Brady, N.E. at Clev., 10/9, (28-40, 406, 3 td, 0 int)
Longest Pass-- 84, Taylor, Buff. vs. NY-J, 9/15, (to Goodwin, Marquise, td)
Passing Touchdowns-- 5, Roethlisberger, Pitt. vs. K.C., 10/2, (22-27, 300, 5 td, 0 int)
Rushing Yards-- 214, Ajayi, Miami vs. Buff., 10/23, (28-214, 1 td)
Rushing Attempts-- 32, D. Williams, Pitt. vs. Cin., 9/18, (32-94, 0 td)
Longest Rush-- 85, Crowell, Clev. vs. Balt., 9/18, td
Receptions-- 12, Cooper, Oak. at T.B., 10/30 (OT), (12-173, 1 td)
Receptions-- 12, Green, Cin. at NY-J, 9/11, (12-180, 1 td)
Receptions-- 12, Brown, Pitt. at Phil., 9/25, (12-140, 0 td)
Receiving Yards-- 180, Green, Cin. at NY-J, 9/11, (12-180, 1 td)
Kickoff Return Yards-- 125, Tate, Buff. vs. NY-J, 9/15, (5-125, 0 td)
Kickoff Returns-- 5, Mariani, Tenn. vs. Minn., 9/11, (5-118, 0 td)
Kickoff Returns-- 5, Tate, Buff. vs. NY-J, 9/15, (5-125, 0 td)
Longest Kickoff Return-- 73, Amendola, N.E. at Buff., 10/30
Punt Return Yards-- 74, Grant, Miami vs. Tenn., 10/9, (1-74, 0 fc, 1 td)
Punt Returns-- 5, (4 times in Non-Overtime Games)
Longest Punt Return-- 74, Grant, Miami vs. Tenn., 10/9, td
Interceptions-- 2, (7 times in Non-Overtime Games)
Longest Interception Return-- 55, Johnson, K.C. vs. NY-J, 9/25, td
Sacks-- 3.5, Ford, K.C. at Ind., 10/30
Scrimmage Yards-- 216, Ajayi, Miami vs. Buff., 10/23, (Rush 28-214, Rec 1-2)
Longest Punt-- 78, Nortman, Jax vs. Ind., 10/2
Punts-- 9, Huber, Cin. at Pitt., 9/18, (9-407, 45.2)
Field Goals Made-- 5, Nugent, Cin. vs. Miami, 9/29, (5-5, 47 lg)
Field Goals Made-- 5, Vinatieri, Ind. vs. Chi., 10/9, (5-5, 54 lg)
Longest Field Goal-- 56, Janikowski, Oak. vs. S.D., 10/9

NFC / SINGLE-GAME HIGHS / PLAYERS

Most Points-- 18, (3 times in Non-Overtime Games)
Passing Yards-- 503, Ryan, Atl. vs. Car., 10/2, (28-37, 503, 4 td, 1 int)
Longest Pass-- 98, Brees, N.O. vs. Oak., 9/11, (to Cooks, Brandin, td)
Passing Touchdowns-- 4, (8 times in Non-Overtime Games)
Rushing Yards-- 157, D. Johnson, Ariz. at S.F., 10/6, (27-157, 2 td)
Rushing Yards-- 157, Elliott, Dal. at G.B., 10/16, (28-157, 0 td)
Rushing Attempts-- 33, D. Johnson, Ariz. vs. Sea., 10/23 (OT), (33-113, 0 td)
Rushing Attempts-- 30, Elliott, Dal. vs. Chi., 9/25, (30-140, 0 td)
Rushing Attempts-- 30, Rodgers, T.B. at Car., 10/10, (30-101, 0 td)
Longest Rush-- 69, Howard, Chi. vs. Minn., 10/31
Receptions-- 13, Adams, G.B. vs. Chi., 10/20, (13-132, 2 td)
Receiving Yards-- 300, J. Jones, Atl. vs. Car., 10/2, (12-300, 1 td)
Kickoff Return Yards-- 134, Roberts, Det. at Hou., 10/30, (5-134, 0 td)
Kickoff Returns-- 6, Ginn, Car. vs. S.F., 9/18, (6-130, 0 td)
Longest Kickoff Return-- 98, Huff, Phil. vs. Minn., 10/23, td
Punt Return Yards-- 100, Roberts, Det. at Chi., 10/2, (2-100, 0 fc, 1 td)
Punt Return Yards-- 100, Sherels, Minn. vs. Hou., 10/9, (4-100, 1 fc, 1 td)
Punt Returns-- 5, B. Golden, Ariz. vs. Sea., 10/23 (OT), (5-20, 0 fc, 0 td)
Punt Returns-- 5, Humphries, T.B. at Ariz., 9/18, (5-43, 1 fc, 0 td)
Longest Punt Return-- 85, Roberts, Det. at Chi., 10/2, td
Longest Punt Return-- 85, Crowder, Wash. at Balt., 10/9, td
Interceptions-- 2, (6 times in Non-Overtime Games)
Longest Interception Return-- 90, D. Jones, Atl. at N.O., 9/26, td
Sacks-- 3.5, Beasley, Atl. at Denv., 10/9
Scrimmage Yards-- 300, J. Jones, Atl. vs. Car., 10/2, (Rush 0-0, Rec 12-300)
Longest Punt-- 76, Lee, Car. at Denv., 9/8
Punts-- 10, Hekker, L.A. at S.F., 9/12, (10-431, 43.1)
Field Goals Made-- 5, Hopkins, Wash. at NY-G, 9/25, (5-5, 49 lg)
Longest Field Goal-- 60, Catanzaro, Ariz. at Buff., 9/25

WEEK 8 / THROUGH MONDAY, OCTOBER 31, 2016

NFL / SINGLE-GAME HIGHS / PLAYERS

Most Points-- 18, Gordon, S.D. at Atl., 10/23 (OT), (3 td, 0 fg, 0 xp, 0 2pt)
Most Points-- 18, (7 times in Non-Overtime Games)
Passing Yards-- 513, Carr, Oak. at T.B., 10/30 (OT), (40-59, 513, 4 td, 0 int)
Passing Yards-- 503, Ryan, Atl. vs. Car., 10/2, (28-37, 503, 4 td, 1 int)
Longest Pass-- 98, Brees, N.O. vs. Oak., 9/11, (to Cooks, Brandin, td)
Passing Touchdowns-- 5, Roethlisberger, Pitt. vs. K.C., 10/2, (22-27, 300, 5 td, 0 int)
Rushing Yards-- 214, Ajayi, Miami vs. Buff., 10/23, (28-214, 1 td)
Rushing Attempts-- 33, D. Johnson, Ariz. vs. Sea., 10/23 (OT), (33-113, 0 td)
Rushing Attempts-- 32, D. Williams, Pitt. vs. Cin., 9/18, (32-94, 0 td)
Longest Rush-- 85, Crowell, Clev. vs. Balt., 9/18, td
Receptions-- 13, Adams, G.B. vs. Chi., 10/20, (13-132, 2 td)
Receiving Yards-- 300, J. Jones, Atl. vs. Car., 10/2, (12-300, 1 td)
Kickoff Return Yards-- 134, Roberts, Det. at Hou., 10/30, (5-134, 0 td)
Kickoff Returns-- 6, Ginn, Car. vs. S.F., 9/18, (6-130, 0 td)
Longest Kickoff Return-- 98, Huff, Phil. vs. Minn., 10/23, td
Punt Return Yards-- 100, Roberts, Det. at Chi., 10/2, (2-100, 0 fc, 1 td)
Punt Return Yards-- 100, Sherels, Minn. vs. Hou., 10/9, (4-100, 1 fc, 1 td)
Punt Returns-- 5, B. Golden, Ariz. vs. Sea., 10/23 (OT), (5-20, 0 fc, 0 td)
Punt Returns-- 5, (5 times in Non-Overtime Games)
Longest Punt Return-- 85, Roberts, Det. at Chi., 10/2, td
Longest Punt Return-- 85, Crowder, Wash. at Balt., 10/9, td
Interceptions-- 2, (13 times in Non-Overtime Games)
Longest Interception Return-- 90, D. Jones, Atl. at N.O., 9/26, td
Sacks-- 3.5, Beasley, Atl. at Denv., 10/9
Sacks-- 3.5, Ford, K.C. at Ind., 10/30
Scrimmage Yards-- 300, J. Jones, Atl. vs. Car., 10/2, (Rush 0-0, Rec 12-300)
Longest Punt-- 78, Nortman, Jax vs. Ind., 10/2
Punts-- 10, Hekker, L.A. at S.F., 9/12, (10-431, 43.1)
Field Goals Made-- 5, (3 times in Non-Overtime Games)
Longest Field Goal-- 60, Catanzaro, Ariz. at Buff., 9/25

WEEK 8 / THROUGH MONDAY, OCTOBER 31, 2016

300-Yard Passing Games

513, Carr, OAK at TB 10/30 (ot) (40-59, 4 TD)
503, Ryan, ATL vs. CAR 10/02 (28-37, 4 TD)
465, Brees, NO vs. CAR 10/16 (34-49, 4 TD)
458, Cousins, WAS at CIN 10/30 (ot) (38-56, 2 TD)
423, Brees, NO vs. OAK 09/11 (28-42, 4 TD)
406, Brady, NE at CLE 10/09 (28-40, 3 TD)
405, Winston, TB vs. LA 09/25 (36-58, 3 TD)
403, Manning, NYG vs. BAL 10/16 (32-46, 3 TD)
397, Hoyer, CHI at IND 10/09 (33-43, 2 TD)
396, Ryan, ATL at OAK 09/18 (26-34, 3 TD)
387, Tannehill, MIA at NE 09/18 (32-45, 2 TD)
385, Luck, IND vs. DET 09/11 (31-47, 4 TD)
385, Stafford, DET at GB 09/25 (28-41, 3 TD)
380, Roethlisberger, PIT vs. NYJ 10/09 (34-47, 4 TD)
376, Brady, NE vs. CIN 10/16 (29-35, 3 TD)
376, Brees, NO vs. ATL 09/26 (36-54, 3 TD)
374, Fitzpatrick, NYJ at BUF 09/15 (24-34, 1 TD)
371, Rivers, SD at ATL 10/23 (ot) (27-44, 1 TD)
368, Manning, NYG vs. NO 09/18 (32-41, 0 TD)
367, Brees, NO at KC 10/23 (37-48, 3 TD)
366, Dalton, CIN at PIT 09/18 (31-54, 1 TD)
366, Dalton, CIN at NYJ 09/11 (23-30, 1 TD)
364, Cousins, WAS vs. DAL 09/18 (28-46, 1 TD)
363, A. Smith, KC vs. SD 09/11 (ot) (34-48, 2 TD)
363, Palmer, ARI at CAR 10/30 (35-46, 3 TD)
359, Rivers, SD at OAK 10/09 (21-30, 4 TD)
353, Newton, CAR vs. SF 09/18 (24-40, 4 TD)
353, Luck, IND at TEN 10/23 (27-39, 3 TD)
350, Manning, NYG vs. WAS 09/25 (25-38, 1 TD)
342, Palmer, ARI vs. SEA 10/23 (ot) (29-49, 0 TD)
341, McCown, CLE vs. NYJ 10/30 (25-49, 2 TD)
340, Stafford, DET at IND 09/11 (31-39, 3 TD)
337, Bortles, JAX at TEN 10/27 (33-54, 3 TD)
336, Kessler, CLE at TEN 10/16 (26-41, 2 TD)
335, Ryan, ATL at SEA 10/16 (27-42, 3 TD)
334, Ryan, ATL vs. TB 09/11 (27-39, 2 TD)
331, Luck, IND vs. SD 09/25 (24-37, 1 TD)
329, Cousins, WAS vs. PIT 09/12 (30-43, 0 TD)
329, Bortles, JAX at SD 09/18 (31-50, 2 TD)
326, A. Rodgers, GB vs. CHI 10/20 (39-56, 3 TD)
326, Rivers, SD at IND 09/25 (26-39, 0 TD)
322, Luck, IND vs. CHI 10/09 (28-39, 2 TD)
322, Newton, CAR at NO 10/16 (27-47, 2 TD)
321, Rivers, SD vs. NO 10/02 (28-43, 2 TD)
321, Keenum, LA at DET 10/16 (27-32, 3 TD)
320, Bortles, JAX vs. GB 09/11 (24-39, 1 TD)
319, Tannehill, MIA vs. CLE 09/25 (ot) (25-39, 3 TD)
319, Carr, OAK at NO 09/11 (24-38, 1 TD)
317, Hoyer, CHI at DAL 09/25 (30-49, 2 TD)
317, Carr, OAK vs. SD 10/09 (25-40, 2 TD)
315, Brady, NE at BUF 10/30 (22-33, 4 TD)
312, Siemian, DEN at CIN 09/25 (23-35, 4 TD)
309, Wilson, SEA at NYJ 10/02 (23-32, 3 TD)
308, Dalton, CIN vs. CLE 10/23 (19-28, 2 TD)
307, Flacco, BAL at NYG 10/16 (26-48, 0 TD)
304, Palmer, ARI vs. TB 09/18 (17-30, 3 TD)
302, Hoyer, CHI vs. JAX 10/16 (30-49, 0 TD)
302, Hoyer, CHI vs. DET 10/02 (28-36, 2 TD)
302, Flacco, BAL at CLE 09/18 (25-45, 2 TD)
301, Cousins, WAS at DET 10/23 (30-39, 1 TD)
301, Wentz, PHI vs. PIT 09/25 (23-31, 2 TD)
300, Roethlisberger, PIT at WAS 09/12 (27-37, 3 TD)
300, Roethlisberger, PIT vs. KC 10/02 (22-27, 5 TD)

WEEK 8 / THROUGH MONDAY, OCTOBER 31, 2016

100-Yard Receiving Games

300, J. Jones, ATL vs. CAR 10/02 (12 rec., 1 TD)
222, Beckham, NYG vs. BAL 10/16 (8 rec., 2 TD)
205, M. Jones, DET at GB 09/25 (6 rec., 2 TD)
182, Diggs, MIN vs. GB 09/18 (9 rec., 1 TD)
181, Olsen, CAR vs. TB 10/10 (9 rec., 0 TD)
180, Green, CIN at NYJ 09/11 (12 rec., 1 TD)
174, J. Jones, ATL vs. SD 10/23 (ot) (9 rec., 0 TD)
174, Hilton, IND vs. SD 09/25 (8 rec., 1 TD)
173, Cooks, NO vs. CAR 10/16 (7 rec., 1 TD)
173, Green, CIN vs. MIA 09/29 (10 rec., 1 TD)
173, Cooper, OAK at TB 10/30 (ot) (12 rec., 1 TD)
172, Snead, NO vs. OAK 09/11 (9 rec., 1 TD)
171, Hilton, IND vs. CHI 10/09 (10 rec., 1 TD)
169, Green, CIN vs. CLE 10/23 (8 rec., 1 TD)
165, Tate, DET vs. LA 10/16 (8 rec., 1 TD)
164, Baldwin, SEA vs. SF 09/25 (8 rec., 1 TD)
162, R. Gronkowski, NE vs. CIN 10/16 (7 rec., 1 TD)
144, Jo. Brown, ARI vs. LA 10/02 (10 rec., 0 TD)
144, Pryor, CLE at MIA 09/25 (ot) (8 rec., 0 TD)
143, Cooks, NO vs. OAK 09/11 (6 rec., 2 TD)
140, Ty. Williams, SD at ATL 10/23 (ot) (7 rec., 0 TD)
140, Brown, PIT at PHI 09/25 (12 rec., 0 TD)
139, Coates, PIT vs. NYJ 10/09 (6 rec., 2 TD)
139, J. Jones, ATL at SEA 10/16 (7 rec., 1 TD)
138, Cooper, OAK vs. SD 10/09 (6 rec., 1 TD)
137, Cooper, OAK at NO 09/11 (6 rec., 0 TD)
136, Britt, LA at DET 10/16 (7 rec., 2 TD)
135, Landry, MIA at NE 09/18 (10 rec., 0 TD)
133, Hilton, IND at TEN 10/23 (7 rec., 1 TD)
133, Wright, TEN vs. CLE 10/16 (8 rec., 1 TD)
132, Coleman, ATL at DEN 10/09 (4 rec., 1 TD)
132, Evans, TB vs. LA 09/25 (10 rec., 1 TD)
132, Adams, GB vs. CHI 10/20 (13 rec., 2 TD)
130, Michael Thomas, NO at KC 10/23 (10 rec., 0 TD)
130, Meredith, CHI at IND 10/09 (9 rec., 1 TD)
129, Cooper, OAK vs. KC 10/16 (10 rec., 0 TD)
129, Ware, KC vs. SD 09/11 (ot) (7 rec., 0 TD)
128, Sproles, PHI vs. PIT 09/25 (6 rec., 1 TD)
127, Thielen, MIN vs. HOU 10/09 (7 rec., 1 TD)
126, Brown, PIT at WAS 09/12 (8 rec., 2 TD)
126, Decker, NYJ at BUF 09/15 (6 rec., 1 TD)
122, Olsen, CAR vs. SF 09/18 (5 rec., 1 TD)
121, Beckham, NYG vs. WAS 09/25 (7 rec., 0 TD)
121, Green, CIN vs. WAS 10/30 (ot) (9 rec., 0 TD)
120, Inman, SD vs. NO 10/02 (7 rec., 1 TD)
120, Wallace, BAL at NYJ 10/23 (10 rec., 0 TD)
120, Landry, MIA vs. CLE 09/25 (ot) (7 rec., 1 TD)
118, M. Jones, DET vs. TEN 09/18 (8 rec., 0 TD)
117, Sanders, DEN at CIN 09/25 (9 rec., 2 TD)
117, Ty. Williams, SD at OAK 10/09 (5 rec., 1 TD)
117, Benjamin, SD at OAK 10/09 (7 rec., 0 TD)
117, Shepard, NYG vs. NO 09/18 (8 rec., 0 TD)
115, Benjamin, SD vs. JAX 09/18 (6 rec., 2 TD)
114, B. Marshall, NYJ at PIT 10/09 (8 rec., 1 TD)
114, Matthews, PHI vs. CLE 09/11 (7 rec., 1 TD)
114, Bennett, NE vs. MIA 09/18 (5 rec., 1 TD)
114, Hogan, NE at CLE 10/09 (4 rec., 0 TD)
113, Graham, SEA at NYJ 10/02 (6 rec., 0 TD)
113, Hopkins, HOU vs. KC 09/18 (7 rec., 1 TD)
113, Meredith, CHI vs. JAX 10/16 (11 rec., 0 TD)
113, Bryant, DAL vs. PHI 10/30 (ot) (4 rec., 1 TD)
112, Goodwin, BUF vs. NYJ 09/15 (2 rec., 1 TD)
111, S. Smith, BAL vs. OAK 10/02 (8 rec., 1 TD)
111, Royal, CHI vs. DET 10/02 (7 rec., 1 TD)
109, Bennett, NE vs. BUF 10/02 (5 rec., 0 TD)
109, R. Gronkowski, NE at CLE 10/09 (5 rec., 0 TD)
109, R. Gronkowski, NE at BUF 10/30 (5 rec., 1 TD)
109, Fleener, NO vs. ATL 09/26 (7 rec., 1 TD)
108, Crowder, WAS at DET 10/23 (7 rec., 0 TD)
108, Cobb, GB vs. NYG 10/09 (9 rec., 0 TD)
108, Crabtree, OAK at TB 10/30 (ot) (8 rec., 0 TD)
108, Benjamin, CAR vs. SF 09/18 (7 rec., 2 TD)
107, Crowder, WAS at CIN 10/30 (ot) (9 rec., 1 TD)
107, Fuller, HOU vs. CHI 09/11 (5 rec., 1 TD)
107, Lee, JAX vs. OAK 10/23 (7 rec., 0 TD)
106, J. Jones, ATL at OAK 09/18 (5 rec., 1 TD)
106, Parker, MIA at NE 09/18 (8 rec., 0 TD)
106, Brown, PIT vs. NE 10/23 (7 rec., 0 TD)
105, Jeffery, CHI at HOU 09/11 (4 rec., 0 TD)

104, C. Coleman, CLE vs. BAL 09/18 (5 rec., 2 TD)
104, Fuller, HOU vs. KC 09/18 (4 rec., 0 TD)
103, Diggs, MIN at TEN 09/11 (7 rec., 0 TD)
102, D. Jackson, WAS vs. PIT 09/12 (6 rec., 0 TD)
102, Pitta, BAL at CLE 09/18 (9 rec., 0 TD)
102, Kerley, SF vs. ARI 10/06 (8 rec., 1 TD)
102, Crabtree, OAK at TEN 09/25 (8 rec., 0 TD)
102, Eifert, CIN vs. WAS 10/30 (ot) (9 rec., 1 TD)
102, Bryant, DAL at WAS 09/18 (7 rec., 0 TD)
101, Kelce, KC at IND 10/30 (7 rec., 1 TD)
101, Pryor, CLE vs. NYJ 10/30 (6 rec., 0 TD)
101, Nelson, GB vs. DET 09/25 (6 rec., 2 TD)
101, B. Marshall, NYJ at BUF 09/15 (6 rec., 0 TD)
100, Humphries, TB vs. LA 09/25 (9 rec., 0 TD)
100, Thomas, DEN at CIN 09/25 (6 rec., 1 TD)
100, Graham, SEA vs. SF 09/25 (6 rec., 1 TD)
100, Stills, MIA vs. BUF 10/23 (5 rec., 1 TD)
100, Bernard, CIN at PIT 09/18 (9 rec., 1 TD)

WEEK 8 / THROUGH MONDAY, OCTOBER 31, 2016

100-Yard Rushing Games

214, Ajayi, MIA vs. BUF 10/23 (28 att., 1 TD)
204, Ajayi, MIA vs. PIT 10/16 (25 att., 2 TD)
168, Hill, CIN vs. CLE 10/23 (9 att., 1 TD)
157, Elliott, DAL at GB 10/16 (28 att., 0 TD)
157, D. Johnson, ARI at SF 10/06 (27 att., 2 TD)
154, Rodgers, TB at SF 10/23 (26 att., 0 TD)
153, Howard, CHI vs. MIN 10/31 (26 att., 1 TD)
152, Freeman, ATL at NO 09/26 (14 att., 0 TD)
150, McCoy, BUF at LA 10/09 (18 att., 0 TD)
149, L. Miller, HOU vs. IND 10/16 (ot) (24 att., 1 TD)
144, Bell, PIT vs. KC 10/02 (18 att., 0 TD)
143, D. Williams, PIT at WAS 09/12 (26 att., 2 TD)
140, Elliott, DAL vs. CHI 09/25 (30 att., 0 TD)
140, McCoy, BUF vs. SF 10/16 (19 att., 3 TD)
138, Elliott, DAL at SF 10/02 (23 att., 1 TD)
135, Jones, WAS vs. PHI 10/16 (16 att., 1 TD)
134, Elliott, DAL vs. CIN 10/09 (15 att., 2 TD)
133, Crowell, CLE vs. BAL 09/18 (18 att., 1 TD)
131, Ware, KC at OAK 10/16 (24 att., 1 TD)
127, Blount, NE at PIT 10/23 (24 att., 2 TD)
123, Blount, NE vs. MIA 09/18 (29 att., 1 TD)
123, Murray, TEN vs. JAX 10/27 (21 att., 1 TD)
121, Murray, TEN at MIA 10/09 (27 att., 0 TD)
120, Crowell, CLE at WAS 10/02 (16 att., 1 TD)
118, Howard, CHI at IND 10/09 (16 att., 0 TD)
117, Jones, WAS vs. CLE 10/02 (22 att., 1 TD)
114, Murray, TEN vs. OAK 09/25 (16 att., 1 TD)
113, D. Johnson, ARI vs. SEA 10/23 (ot) (33 att., 0 TD)
113, West, BAL vs. OAK 10/02 (21 att., 1 TD)
111, Howard, CHI vs. DET 10/02 (23 att., 0 TD)
111, Gordon, SD at DEN 10/30 (23 att., 0 TD)
111, D. Johnson, ARI vs. NYJ 10/17 (22 att., 3 TD)
110, McCoy, BUF vs. ARI 09/25 (17 att., 2 TD)
107, C. Anderson, DEN vs. HOU 10/24 (16 att., 1 TD)
107, Murray, TEN vs. IND 10/23 (25 att., 1 TD)
106, Michael, SEA vs. SF 09/25 (20 att., 2 TD)
106, L. Miller, HOU vs. CHI 09/11 (28 att., 0 TD)
106, Gore, IND at HOU 10/16 (ot) (22 att., 0 TD)
105, Blount, NE vs. HOU 09/22 (24 att., 2 TD)
104, Hogan, CLE at CIN 10/23 (7 att., 1 TD)
103, Lacy, GB vs. DET 09/25 (17 att., 0 TD)
103, Hyde, SF at SEA 09/25 (21 att., 2 TD)
102, Gordon, SD vs. JAX 09/18 (24 att., 1 TD)
102, Hightower, NO vs. SEA 10/30 (26 att., 0 TD)
101, Rodgers, TB at CAR 10/10 (30 att., 0 TD)
100, Forte, NYJ at BUF 09/15 (30 att., 3 TD)
100, Whittaker, CAR vs. SF 09/18 (16 att., 0 TD)
100, Forte, NYJ vs. BAL 10/23 (30 att., 1 TD)

WEEK 8 / THROUGH MONDAY, OCTOBER 31, 2016**AFC / LEADING PASSERS**

Player, Team	Att	Comp	Pct		Avg		Pct			Pct Rating	
			Comp	Yds	Gain	TD	TD	Long	Int	Int	Points
Brady, N.E.	134	98	73.1	1319	9.84	12	9.0	63	0	0.0	133.9
Carr, Oak.	323	214	66.3	2321	7.19	17	5.3	68	3	0.9	100.9
Roethlisberger, Pit.	226	145	64.2	1685	7.46	16	7.1	72t	6	2.7	99.2
Dalton, Cin.	288	193	67.0	2349	8.16	9	3.1	54t	3	1.0	98.0
Luck, Ind.	311	198	63.7	2284	7.34	16	5.1	64t	5	1.6	96.2
Mariota, Ten.	248	157	63.3	1874	7.56	14	5.6	60	6	2.4	95.1
*Kessler, Cle.	133	89	66.9	947	7.12	4	3.0	43	1	0.8	94.4
A. Smith, K.C.	233	154	66.1	1638	7.03	8	3.4	46t	2	0.9	94.3
Rivers, S.D.	292	182	62.3	2285	7.83	15	5.1	59	7	2.4	93.8
Tannehill, Mia.	213	139	65.3	1728	8.11	7	3.3	74t	7	3.3	87.5
Taylor, Buf.	230	135	58.7	1480	6.43	9	3.9	84t	2	0.9	87.2
Siemian, Den.	214	132	61.7	1487	6.95	8	3.7	55t	4	1.9	87.1
Bortles, Jac.	290	174	60.0	1904	6.57	12	4.1	51t	9	3.1	80.3
Flacco, Bal.	308	189	61.4	1837	5.96	5	1.6	70	6	1.9	75.4
Osweiler, Hou.	297	176	59.3	1719	5.79	9	3.0	53	9	3.0	73.1
Fitzpatrick, NY-J	271	152	56.1	1789	6.60	7	2.6	57	11	4.1	68.0

AFC / LEADING PASSERS, RANKS

Player, Team	Att	Comp	Pct		Avg		Pct			Pct Rating	
			Comp	Yds	Gain	TD	TD	Long	Int	Int	Points
Brady, N.E.	15	15	1	15	1	6t	1		1	1	1
Carr, Oak.	1	1	4	2	8	1	4		5t	5	2
Roethlisberger, Pit.	12	11	7	11	6	2t	2		9t	12	3
Dalton, Cin.	7	3	2	1	2	8t	12		5t	6	4
Luck, Ind.	2	2	8	4	7	2t	5		8	7	5
Mariota, Ten.	9	8	9	6	5	5	3		9t	11	6
*Kessler, Cle.	16	16	3	16	9	16t	14		2	2	7
A. Smith, K.C.	10	9	5	12	10	11t	10		3t	3	8
Rivers, S.D.	5	5	10	3	4	4	6		12t	10	9
Tannehill, Mia.	14	12	6	9	3	13t	11		12t	15	10
Taylor, Buf.	11	13	15	14	14	8t	8		3t	4	11
Siemian, Den.	13	14	11	13	11	11t	9		7	8	12
Bortles, Jac.	6	7	13	5	13	6t	7		14t	14	13
Flacco, Bal.	3	4	12	7	15	15	16		9t	9	14
Osweiler, Hou.	4	6	14	10	16	8t	13		14t	13	15
Fitzpatrick, NY-J	8	10	16	8	12	13t	15		16	16	16

WEEK 8 / THROUGH MONDAY, OCTOBER 31, 2016**AFC / FOURTH-QUARTER PASSING LEADERS**

Rank	Player, Team	Att	Comp	Comp%	Yards	YPA	TD	TD%	Int	Int%	Rating
1)	*Lynch, Den.	25	19	76.0	188	7.52	2	8.0	0	0.0	123.4
2)	Brady, N.E.	24	19	79.2	267	11.13	0	0.0	0	0.0	113.0
3)	Carr, Oak.	79	51	64.6	586	7.42	6	7.6	1	1.3	106.8
4)	Luck, Ind.	105	66	62.9	755	7.19	8	7.6	1	1.0	105.9
5)	Roethlisberger, Pit.	59	41	69.5	404	6.85	4	6.8	1	1.7	104.1
6)	Siemian, Den.	59	36	61.0	486	8.24	4	6.8	1	1.7	102.8
7)	Mariota, Ten.	71	45	63.4	491	6.92	6	8.5	2	2.8	100.1
8)	A. Smith, K.C.	57	38	66.7	378	6.63	3	5.3	1	1.8	95.5
9)	Dalton, Cin.	73	51	69.9	567	7.77	3	4.1	2	2.7	94.9
10)	Bortles, Jac.	114	73	64.0	805	7.06	7	6.1	3	2.6	94.4
11)	Oswieiler, Hou.	81	50	61.7	462	5.70	4	4.9	0	0.0	93.8
12)	Rivers, S.D.	77	48	62.3	531	6.90	2	2.6	1	1.3	86.0
13)	Taylor, Buf.	47	26	55.3	286	6.09	3	6.4	1	2.1	85.9
14)	Tannehill, Mia.	57	37	64.9	459	8.05	3	5.3	3	5.3	85.3
15)	*Kessler, Cle.	47	26	55.3	312	6.64	1	2.1	1	2.1	74.1
16)	Flacco, Bal.	89	48	53.9	408	4.58	1	1.1	2	2.2	60.5
17)	L. Jones, Pit.	20	9	45.0	54	2.70	0	0.0	0	0.0	52.1
18)	McCown, Cle.	27	15	55.6	143	5.30	1	3.7	3	11.1	43.2
19)	Fitzpatrick, NY-J	69	34	49.3	407	5.90	0	0.0	8	11.6	28.1

AFC / THIRD-DOWN PASSING LEADERS

Rank	Player, Team	Att	Comp	Comp%	Yards	YPA	TD	TD%	Int	Int%	Rating
1)	Roethlisberger, Pit.	57	34	59.6	555	9.74	6	10.5	1	1.8	120.1
2)	Carr, Oak.	90	55	61.1	653	7.26	4	4.4	0	0.0	98.1
3)	Mariota, Ten.	78	47	60.3	602	7.72	4	5.1	2	2.6	90.9
4)	Dalton, Cin.	78	48	61.5	579	7.42	2	2.6	1	1.3	87.5
5)	Taylor, Buf.	65	36	55.4	473	7.28	4	6.2	2	3.1	86.3
6)	Siemian, Den.	53	29	54.7	363	6.85	4	7.5	2	3.8	85.7
7)	Tannehill, Mia.	64	37	57.8	481	7.52	2	3.1	1	1.6	85.5
8)	Rivers, S.D.	79	47	59.5	521	6.59	3	3.8	2	2.5	81.3
9)	Luck, Ind.	70	37	52.9	450	6.43	4	5.7	2	2.9	80.1
10)	Flacco, Bal.	89	50	56.2	569	6.39	1	1.1	1	1.1	74.6
11)	A. Smith, K.C.	56	32	57.1	317	5.66	0	0.0	0	0.0	73.3
12)	Oswieiler, Hou.	83	45	54.2	474	5.71	3	3.6	3	3.6	68.0
13)	Fitzpatrick, NY-J	76	42	55.3	488	6.42	0	0.0	3	3.9	58.4
14)	Bortles, Jac.	71	35	49.3	386	5.44	2	2.8	6	8.5	40.0

WEEK 8 / THROUGH MONDAY, OCTOBER 31, 2016**AFC / LEADING RUSHERS**

Rank	Player, Team	Att	Yards	Avg	Long	TD
1)	Murray, Ten.	160	756	4.7	67	6
2)	L. Miller, Hou.	153	637	4.2	25	2
3)	Blount, N.E.	161	609	3.8	41t	9
4)	McCoy, Buf.	112	598	5.3	53	6
5)	Gordon, S.D.	161	572	3.6	48	8
6)	Forte, NY-J	157	542	3.5	28	6
7)	Ajayi, Mia.	84	535	6.4	62t	5
8)	Gore, Ind.	126	532	4.2	22	2
9)	Crowell, Cle.	106	524	4.9	85t	5
10)	Hill, Cin.	104	515	5.0	74t	5
11)	Ware, K.C.	102	511	5.0	46	2
12)	C. Anderson, Den.	110	437	4.0	28	4
13)	West, Bal.	96	424	4.4	35	3
14)	Bell, Pit.	69	344	5.0	44	0
15)	Taylor, Buf. (QB)	46	319	6.9	49	3
16)	Bernard, Cin.	77	299	3.9	17	2
17)	*Booker, Den.	70	298	4.3	18	2
18)	Murray, Oak.	69	279	4.0	22t	5
19)	D. Williams, Pit.	74	275	3.7	17	3
20)	*Washington, Oak.	52	267	5.1	30	0
21)	Gillislee, Buf.	34	222	6.5	44t	3
22t)	*Henry, Ten.	53	221	4.2	22	1
22t)	Mariota, Ten. (QB)	32	221	6.9	41	1
24)	Yeldon, Jac.	63	220	3.5	15	1
25)	*Richard, Oak.	35	217	6.2	75t	1
26)	Powell, NY-J	30	213	7.1	35t	1
27)	D. Johnson, Cle.	42	211	5.0	17	1
28)	Luck, Ind. (QB)	36	209	5.8	24	1
29)	Blue, Hou.	39	202	5.2	19	0
30)	Bortles, Jac. (QB)	27	145	5.4	24	1
31)	West, K.C.	33	139	4.2	28	0
32)	Ivory, Jac.	40	129	3.2	42	1
33)	Woodhead, S.D.	19	116	6.1	23	0
34)	Dalton, Cin. (QB)	29	114	3.9	15	2
35)	J. White, N.E.	26	107	4.1	16	0
36)	*Hogan, Cle. (QB)	7	104	14.9	28t	1
37)	Fitzpatrick, NY-J (QB)	21	86	4.1	12	0
38)	*Brissett, N.E. (QB)	16	83	5.2	27t	1
39)	Tannehill, Mia. (QB)	20	78	3.9	17	1
40)	*Drake, Mia.	15	68	4.5	12	1
41)	D. Williams, Mia.	16	64	4.0	15	2
42)	Carr, Oak. (QB)	18	61	3.4	13	0
43)	Heyward-Bey, Pit. (WR)	1	60	60.0	60t	1
44)	Foster, Mia.	22	55	2.5	9	0
45)	Osweller, Hou. (QB)	16	47	2.9	15	0
46)	Olawale, Oak.	14	46	3.3	17	2
47)	Brady, N.E. (QB)	10	44	4.4	15	0
48t)	*Farrow, S.D.	11	43	3.9	9	0
48t)	*Holton, Oak. (WR)	5	43	8.6	29	0
50)	Charles, K.C.	12	40	3.3	17	1

WEEK 8 / THROUGH MONDAY, OCTOBER 31, 2016**AFC / THIRD-AND-ONE RUSHING LEADERS**

Rank	Player, Team	Att	FD	Pct
1t)	Murray, Ten.	5	5	100.0
1t)	Forte, NY-J	4	4	100.0
1t)	Ajayi, Mia.	3	3	100.0
1t)	Bell, Pit.	2	2	100.0
1t)	Bernard, Cin.	2	2	100.0
1t)	*Booker, Den.	2	2	100.0
1t)	Fitzpatrick, NY-J	2	2	100.0
1t)	D. Johnson, Cle.	2	2	100.0
1t)	Mariota, Ten.	2	2	100.0
1t)	Osweiler, Hou.	2	2	100.0
1t)	Powell, NY-J	2	2	100.0
1t)	Turbin, Ind.	2	2	100.0
13)	Luck, Ind.	5	4	80.0
14t)	Ware, K.C.	8	6	75.0
14t)	L. Miller, Hou.	4	3	75.0
16t)	Blount, N.E.	3	2	66.7
16t)	Crowell, Cle.	3	2	66.7
16t)	Felton, Buf.	3	2	66.7
16t)	D. Williams, Pit.	3	2	66.7
20t)	*Henry, Ten.	5	3	60.0
20t)	West, Bal.	5	3	60.0
22)	Gordon, S.D.	7	4	57.1
23)	C. Anderson, Den.	8	3	37.5

WEEK 8 / THROUGH MONDAY, OCTOBER 31, 2016**AFC / LEADERS IN RECEPTIONS**

Rank	Player, Team	Rec	Yards	Avg	Long	TD
1)	Green, Cin.	59	896	15.2	54t	3
2)	Cooper, Oak.	52	787	15.1	64t	2
3)	Brown, Pit.	48	592	12.3	51	5
4)	Crabtree, Oak.	47	569	12.1	56	6
5t)	Hilton, Ind.	46	709	15.4	63t	4
5t)	Landry, Mia.	46	572	12.4	42t	1
7)	Sanders, Den.	44	567	12.9	41t	3
8)	Thomas, Den.	42	535	12.7	55t	4
9t)	Pryor, Cle.	41	532	13.0	44	3
9t)	Edelman, N.E.	41	358	8.7	23	1
11)	Hopkins, Hou.	40	434	10.9	35	3
12t)	Benjamin, S.D.	38	509	13.4	54	3
12t)	Pitta, Bal. (TE)	38	335	8.8	30	0
14)	Enunwa, NY-J	36	502	13.9	69t	3
15)	Wallace, Bal.	35	490	14.0	70	3
16t)	B. Marshall, NY-J	34	540	15.9	41	2
16t)	Kelce, K.C. (TE)	34	377	11.1	42	3
16t)	D. Johnson, Cle. (RB)	34	297	8.7	32	0
19)	Barnidge, Cle. (TE)	33	403	12.2	43	0
20t)	Ty. Williams, S.D.	32	530	16.6	50	2
20t)	A. Robinson, Jac.	32	366	11.4	35	3
22t)	Hurns, Jac.	31	443	14.3	42t	2
22t)	Bennett, N.E. (TE)	31	402	13.0	58	4
22t)	Doyle, Ind. (TE)	31	318	10.3	24	4
22t)	Bernard, Cin. (RB)	31	277	8.9	32	1
26t)	Maclin, K.C.	30	376	12.5	38	2
26t)	Lee, Jac.	30	358	11.9	38	0
26t)	Bell, Pit. (RB)	30	245	8.2	22	0
29t)	Woods, Buf.	29	290	10.0	24	1
29t)	J. White, N.E. (RB)	29	258	8.9	36	3
31t)	Walker, Ten. (TE)	28	405	14.5	47	3
31t)	LaFell, Cin.	28	378	13.5	49	4
31t)	Murray, Ten. (RB)	28	197	7.0	22	2
34t)	Matthews, Ten.	27	357	13.2	60	3
34t)	S. Smith, Bal.	27	310	11.5	52t	1
36t)	Fiedorowicz, Hou. (TE)	26	279	10.7	26t	3
36t)	Clay, Buf. (TE)	26	274	10.5	33	0
38t)	*Fuller, Hou.	25	372	14.9	53	2
38t)	*Boyd, Cin.	25	283	11.3	30	0
38t)	Powell, NY-J (RB)	25	159	6.4	18	0
41t)	Gordon, S.D. (RB)	24	219	9.1	30	2
41t)	Griffin, Hou. (TE)	24	214	8.9	45	0
41t)	Yeldon, Jac. (RB)	24	142	5.9	16	0
44t)	Parker, Mia.	23	295	12.8	50	1
44t)	Conley, K.C.	23	286	12.4	33	0
44t)	*Sharpe, Ten.	23	259	11.3	23	0
47t)	R. Gronkowski, N.E. (TE)	22	484	22.0	53t	3
47t)	*Henry, S.D. (TE)	22	340	15.5	59	3
47t)	Roberts, Oak.	22	245	11.1	41t	4
47t)	Hawkins, Cle.	22	224	10.2	24	3
47t)	James, Pit. (TE)	22	159	7.2	14	3
47t)	L. Miller, Hou. (RB)	22	124	5.6	16	1
47t)	Gore, Ind. (RB)	22	119	5.4	18t	3

WEEK 8 / THROUGH MONDAY, OCTOBER 31, 2016**AFC / RECEIVING YARDAGE LEADERS**

Rank	Player, Team	Yards	Rec	Avg	Long	TD
1)	Green, Cin.	896	59	15.2	54t	3
2)	Cooper, Oak.	787	52	15.1	64t	2
3)	Hilton, Ind.	709	46	15.4	63t	4
4)	Brown, Pit.	592	48	12.3	51	5
5)	Landry, Mia.	572	46	12.4	42t	1
6)	Crabtree, Oak.	569	47	12.1	56	6
7)	Sanders, Den.	567	44	12.9	41t	3
8)	B. Marshall, NY-J	540	34	15.9	41	2
9)	Thomas, Den.	535	42	12.7	55t	4
10)	Pryor, Cle.	532	41	13.0	44	3
11)	Ty. Williams, S.D.	530	32	16.6	50	2
12)	Benjamin, S.D.	509	38	13.4	54	3
13)	Enunwa, NY-J	502	36	13.9	69t	3
14)	Wallace, Bal.	490	35	14.0	70	3
15)	R. Gronkowski, N.E. (TE)	484	22	22.0	53t	3
16)	Hurns, Jac.	443	31	14.3	42t	2
17)	Hopkins, Hou.	434	40	10.9	35	3
18)	Coates, Pit.	425	20	21.3	72t	2
19)	Walker, Ten. (TE)	405	28	14.5	47	3
20)	Barnidge, Cle. (TE)	403	33	12.2	43	0
21)	Bennett, N.E. (TE)	402	31	13.0	58	4
22)	Hogan, N.E.	391	19	20.6	63	2
23)	LaFell, Cin.	378	28	13.5	49	4
24)	Kelce, K.C. (TE)	377	34	11.1	42	3
25)	Maclin, K.C.	376	30	12.5	38	2
26)	*Fuller, Hou.	372	25	14.9	53	2
27)	A. Robinson, Jac.	366	32	11.4	35	3
28t)	Edelman, N.E.	358	41	8.7	23	1
28t)	Lee, Jac.	358	30	11.9	38	0
30)	Matthews, Ten.	357	27	13.2	60	3
31)	*Henry, S.D. (TE)	340	22	15.5	59	3
32)	Pitta, Bal. (TE)	335	38	8.8	30	0
33)	Doyle, Ind. (TE)	318	31	10.3	24	4
34)	Stills, Mia.	317	16	19.8	74t	3
35)	Ware, K.C. (RB)	313	17	18.4	46t	1
36)	S. Smith, Bal.	310	27	11.5	52t	1
37)	Inman, S.D.	309	21	14.7	57t	1
38)	D. Johnson, Cle. (RB)	297	34	8.7	32	0
39)	Parker, Mia.	295	23	12.8	50	1
40)	Woods, Buf.	290	29	10.0	24	1
41t)	Conley, K.C.	286	23	12.4	33	0
41t)	Dorsett, Ind.	286	18	15.9	64t	1
43)	*Boyd, Cin.	283	25	11.3	30	0
44)	Fiedorowicz, Hou. (TE)	279	26	10.7	26t	3
45)	Bernard, Cin. (RB)	277	31	8.9	32	1
46)	Clay, Buf. (TE)	274	26	10.5	33	0
47)	*Sharpe, Ten.	259	23	11.3	23	0
48t)	Goodwin, Buf.	258	12	21.5	84t	3
48t)	J. White, N.E. (RB)	258	29	8.9	36	3
50)	Wright, Ten.	252	17	14.8	48t	2

WEEK 8 / THROUGH MONDAY, OCTOBER 31, 2016**AFC / THIRD-DOWN RECEIVING LEADERS**

Rank	Player, Team	Rec	Yards	Avg	Long	TD
1)	Cooper, Oak.	17	294	17.3	34t	1
2t)	Landry, Mia.	15	181	12.1	39	0
2t)	D. Johnson, Cle. (RB)	15	117	7.8	28	0
4t)	Crabtree, Oak.	14	205	14.6	56	2
4t)	Hopkins, Hou.	14	131	9.4	16	0
4t)	Powell, NY-J (RB)	14	81	5.8	11	0
7t)	Ty. Williams, S.D.	13	200	15.4	44t	1
7t)	Pitta, Bal. (TE)	13	125	9.6	30	0
9)	Pryor, Cle.	12	159	13.3	24	1
10t)	Green, Cin.	11	178	16.2	48t	1
10t)	Hilton, Ind.	11	130	11.8	20	1
12t)	Coates, Pit.	10	230	23.0	72t	2
12t)	Brown, Pit.	10	144	14.4	26t	1
12t)	Amendola, N.E.	10	137	13.7	32	2
12t)	Barnidge, Cle. (TE)	10	104	10.4	17	0
12t)	Benjamin, S.D.	10	103	10.3	21	1
12t)	A. Robinson, Jac.	10	102	10.2	17	0
12t)	Murray, Ten. (RB)	10	88	8.8	14	0
19t)	Thomas, Den.	9	134	14.9	55t	3
19t)	Gates, S.D. (TE)	9	75	8.3	13	1
19t)	Bernard, Cin. (RB)	9	71	7.9	32	0
19t)	J. White, N.E. (RB)	9	69	7.7	19t	1
19t)	Juszczuk, Bal. (RB)	9	63	7.0	18	0
24t)	R. Gronkowski, N.E. (TE)	8	209	26.1	38	1
24t)	*Fuller, Hou.	8	154	19.3	35	1
24t)	Wallace, Bal.	8	134	16.8	66t	1
24t)	Sanders, Den.	8	129	16.1	41t	1
24t)	B. Marshall, NY-J	8	126	15.8	41	0
24t)	Kelce, K.C. (TE)	8	105	13.1	21	0
24t)	Wright, Ten.	8	99	12.4	26	0
24t)	Edelman, N.E.	8	86	10.8	19	0
24t)	*Boyd, Cin.	8	70	8.8	16	0
24t)	Woods, Buf.	8	62	7.8	17	0
34t)	Walker, Ten. (TE)	7	140	20.0	47	1
34t)	Lee, Jac.	7	107	15.3	38	0
36t)	LaFell, Cin.	6	106	17.7	49	1
36t)	Matthews, Ten.	6	79	13.2	22	2
36t)	Clay, Buf. (TE)	6	77	12.8	33	0
36t)	S. Smith, Bal.	6	64	10.7	19	0
36t)	Griffin, Hou. (TE)	6	61	10.2	23	0
36t)	Turbin, Ind. (RB)	6	57	9.5	19	0
36t)	Hawkins, Cle.	6	53	8.8	17	1
36t)	Roberts, Oak.	6	52	8.7	19	0
36t)	Doyle, Ind. (TE)	6	39	6.5	13	2
36t)	Yeldon, Jac. (RB)	6	36	6.0	11	0
46t)	Hogan, N.E.	5	154	30.8	63	1
46t)	Aiken, Bal.	5	76	15.2	29	0
46t)	Hurns, Jac.	5	75	15.0	38	1
46t)	Foster, Mia. (RB)	5	74	14.8	50	0
46t)	Rogers, Pit.	5	72	14.4	32	0
46t)	Enunwa, NY-J	5	67	13.4	34	0
46t)	Conley, K.C.	5	65	13.0	18	0
46t)	Inman, S.D.	5	64	12.8	22	0
46t)	*Richard, Oak. (RB)	5	52	10.4	15	0
46t)	Green, Den. (TE)	5	51	10.2	16	0
46t)	Uzomah, Cin. (TE)	5	50	10.0	22	0
46t)	Bennett, N.E. (TE)	5	48	9.6	20t	2
46t)	*Peake, NY-J	5	48	9.6	14	0
46t)	Ware, K.C. (RB)	5	41	8.2	14	0
46t)	Fiedorowicz, Hou. (TE)	5	37	7.4	13	1
46t)	D. Williams, Pit. (RB)	5	24	4.8	10	1

WEEK 8 / THROUGH MONDAY, OCTOBER 31, 2016**AFC / LEADING SCORERS, NONKICKERS**

Rank	Player, Team	TD	Rush	Rec	Ret	X2	Pts
1)	Gordon, S.D. (RB)	10	8	2	0	0	60
2)	Blount, N.E. (RB)	9	9	0	0	0	54
3)	Murray, Ten. (RB)	8	6	2	0	0	48
4t)	Forte, NY-J (RB)	7	6	1	0	0	42
4t)	McCoy, Buf. (RB)	7	6	1	0	0	42
6)	Crabtree, Oak. (WR)	6	0	6	0	1	38
7t)	Ajayi, Mia. (RB)	5	5	0	0	0	30
7t)	C. Anderson, Den. (RB)	5	4	1	0	0	30
7t)	Brown, Pit. (WR)	5	0	5	0	0	30
7t)	Crowell, Cle. (RB)	5	5	0	0	0	30
7t)	Gore, Ind. (RB)	5	2	3	0	0	30
7t)	Hill, Cin. (RB)	5	5	0	0	0	30
7t)	Murray, Oak. (RB)	5	5	0	0	0	30
14t)	Pryor, Cle. (WR)	4	1	3	0	1	26
14t)	Thomas, Den. (WR)	4	0	4	0	1	26
16t)	Bennett, N.E. (TE)	4	0	4	0	0	24
16t)	Doyle, Ind. (TE)	4	0	4	0	0	24
16t)	Gillislee, Buf. (RB)	4	3	1	0	0	24
16t)	*Hill, K.C. (WR)	4	0	4	0	0	24
16t)	Hilton, Ind. (WR)	4	0	4	0	0	24
16t)	LaFell, Cin. (WR)	4	0	4	0	0	24
16t)	Roberts, Oak. (WR)	4	0	4	0	0	24
16t)	D. Williams, Pit. (RB)	4	3	1	0	0	24
24)	Wallace, Bal. (WR)	3	0	3	0	1	20
25t)	Amendola, N.E. (WR)	3	0	3	0	0	18
25t)	Benjamin, S.D. (WR)	3	0	3	0	0	18
25t)	Bernard, Cin. (RB)	3	2	1	0	0	18
25t)	Enunwa, NY-J (WR)	3	0	3	0	0	18
25t)	Fiedorowicz, Hou. (TE)	3	0	3	0	0	18
25t)	*Fuller, Hou. (WR)	3	0	2	1	0	18
25t)	Gates, S.D. (TE)	3	0	3	0	0	18
25t)	Goodwin, Buf. (WR)	3	0	3	0	0	18
25t)	Green, Cin. (WR)	3	0	3	0	0	18
25t)	R. Gronkowski, N.E. (TE)	3	0	3	0	0	18
25t)	Hawkins, Cle. (WR)	3	0	3	0	0	18
25t)	*Henry, S.D. (TE)	3	0	3	0	0	18
25t)	Heyward-Bey, Pit. (WR)	3	1	2	0	0	18
25t)	Hopkins, Hou. (WR)	3	0	3	0	0	18
25t)	James, Pit. (TE)	3	0	3	0	0	18
25t)	Kelce, K.C. (TE)	3	0	3	0	0	18
25t)	Matthews, Ten. (WR)	3	0	3	0	0	18
25t)	L. Miller, Hou. (RB)	3	2	1	0	0	18
25t)	A. Robinson, Jac. (WR)	3	0	3	0	0	18
25t)	Sanders, Den. (WR)	3	0	3	0	0	18
25t)	Stills, Mia. (WR)	3	0	3	0	0	18
25t)	Taylor, Buf. (QB)	3	3	0	0	0	18
25t)	Thomas, Jac. (TE)	3	0	3	0	0	18
25t)	Walker, Ten. (TE)	3	0	3	0	0	18
25t)	Ware, K.C. (RB)	3	2	1	0	0	18
25t)	West, Bal. (RB)	3	3	0	0	0	18
25t)	J. White, N.E. (RB)	3	0	3	0	0	18
25t)	D. Williams, Mia. (RB)	3	2	1	0	0	18

WEEK 8 / THROUGH MONDAY, OCTOBER 31, 2016**AFC / LEADING SCORERS, KICKERS**

Rank	Player, Team	PAT	FG	Pct	Long	Pts
1)	Vinatieri, Ind.	20/20	18/18	1.000	54	74
2)	Lambo, S.D.	22/24	17/19	.895	47	73
3)	McManus, Den.	18/19	16/18	.889	46	66
4)	Novak, Hou.	11/12	18/21	.857	53	65
5)	Tucker, Bal.	9/ 9	18/18	1.000	53	63
6t)	Janikowski, Oak.	20/20	13/18	.722	56	59
6t)	Nugent, Cin.	17/18	14/19	.737	47	59
8)	Santos, K.C.	16/17	14/17	.824	54	58
9)	Gostkowski, N.E.	24/26	11/14	.786	53	57
10)	Folk, NY-J	15/16	13/15	.867	48	54
11)	Carpenter, Buf.	22/24	10/13	.769	45	52
12)	Succop, Ten.	17/19	11/13	.846	48	50
13)	Myers, Jac.	14/14	11/13	.846	50	47
14)	Franks, Mia.	15/15	9/12	.750	41	42
15t)	Boswell, Pit.	19/19	7/10	.700	49	40
15t)	Parkey, Cle.	10/10	10/13	.769	51	40
17)	Murray, Cle.	3/ 4	1/ 2	.500	35	6

AFC / TOUCHBACKS ON KICKOFFS

Rank	Player, Team	TB
1)	Lambo, S.D.	41
2)	McAfee, Ind.	33
3)	McManus, Den.	28
4)	Succop, Ten.	27
5)	Boswell, Pit.	25
6)	Myers, Jac.	24
7)	Gostkowski, N.E.	23
8t)	Janikowski, Oak.	22
8t)	Santos, K.C.	22
10)	Folk, NY-J	21
11t)	Parkey, Cle.	20
11t)	Tucker, Bal.	20
13t)	Franks, Mia.	19
13t)	Nugent, Cin.	19
15)	Carpenter, Buf.	11
16)	Gay, Buf.	5
17t)	Murray, Cle.	4
17t)	Novak, Hou.	4

WEEK 8 / THROUGH MONDAY, OCTOBER 31, 2016

AFC / MOST YARDS FROM SCRIMMAGE

Rank	Player, Team	Total			Rushing			Receiving		
		Yards	Att+Rec	Avg	Yards	Att	Avg	Yards	Rec	Avg
1)	Murray, Ten. (RB)	953	188	5.1	756	160	4.7	197	28	7.0
2)	Green, Cin. (WR)	896	59	15.2	0	0	---	896	59	15.2
3)	Ware, K.C. (RB)	824	119	6.9	511	102	5.0	313	17	18.4
4)	Gordon, S.D. (RB)	791	185	4.3	572	161	3.6	219	24	9.1
5)	Cooper, Oak. (WR)	787	52	15.1	0	0	---	787	52	15.1
6)	L. Miller, Hou. (RB)	761	175	4.3	637	153	4.2	124	22	5.6
7)	Hilton, Ind. (WR)	709	46	15.4	0	0	---	709	46	15.4
8)	Forte, NY-J (RB)	705	177	4.0	542	157	3.5	163	20	8.2
9)	McCoy, Buf. (RB)	695	132	5.3	598	112	5.3	97	20	4.9
10)	Crowell, Cle. (RB)	665	120	5.5	524	106	4.9	141	14	10.1
11)	Gore, Ind. (RB)	651	148	4.4	532	126	4.2	119	22	5.4
12)	Blount, N.E. (RB)	640	167	3.8	609	161	3.8	31	6	5.2
13)	Brown, Pit. (WR)	611	50	12.2	19	2	9.5	592	48	12.3
14)	Landry, Mia. (WR)	590	49	12.0	18	3	6.0	572	46	12.4
15)	Bell, Pit. (RB)	589	99	5.9	344	69	5.0	245	30	8.2
16)	Ajayi, Mia. (RB)	584	92	6.3	535	84	6.4	49	8	6.1
17t)	Bernard, Cin. (RB)	576	108	5.3	299	77	3.9	277	31	8.9
17t)	Hill, Cin. (RB)	576	111	5.2	515	104	5.0	61	7	8.7
19)	Crabtree, Oak. (WR)	569	47	12.1	0	0	---	569	47	12.1
20)	Sanders, Den. (WR)	567	44	12.9	0	0	---	567	44	12.9
21)	C. Anderson, Den. (RB)	565	126	4.5	437	110	4.0	128	16	8.0
22)	Pryor, Cle. (WR)	553	49	11.3	21	8	2.6	532	41	13.0
23)	B. Marshall, NY-J (WR)	540	34	15.9	0	0	---	540	34	15.9
24)	Thomas, Den. (WR)	535	42	12.7	0	0	---	535	42	12.7
25)	Ty. Williams, S.D. (WR)	530	32	16.6	0	0	---	530	32	16.6
26)	Wallace, Bal. (WR)	509	38	13.4	19	3	6.3	490	35	14.0
27t)	Benjamin, S.D. (WR)	508	39	13.0	-1	1	-1.0	509	38	13.4
27t)	D. Johnson, Cle. (RB)	508	76	6.7	211	42	5.0	297	34	8.7
29)	Enunwa, NY-J (WR)	502	36	13.9	0	0	---	502	36	13.9
30)	R. Gronkowski, N.E. (TE)	484	22	22.0	0	0	---	484	22	22.0
31)	West, Bal. (RB)	483	106	4.6	424	96	4.4	59	10	5.9
32)	Hurns, Jac. (WR)	443	31	14.3	0	0	---	443	31	14.3
33)	Hopkins, Hou. (WR)	434	40	10.9	0	0	---	434	40	10.9
34)	Coates, Pit. (WR)	430	22	19.5	5	2	2.5	425	20	21.3
35t)	Bennett, N.E. (TE)	408	32	12.8	6	1	6.0	402	31	13.0
35t)	Walker, Ten. (TE)	408	29	14.1	3	1	3.0	405	28	14.5
37)	Barnidge, Cle. (TE)	403	33	12.2	0	0	---	403	33	12.2
38t)	*Booker, Den. (RB)	397	84	4.7	298	70	4.3	99	14	7.1
38t)	Edelman, N.E. (WR)	397	50	7.9	39	9	4.3	358	41	8.7
40)	Hogan, N.E. (WR)	393	20	19.7	2	1	2.0	391	19	20.6
41)	Kelce, K.C. (TE)	377	34	11.1	0	0	---	377	34	11.1
42)	LaFell, Cin. (WR)	376	29	13.0	-2	1	-2.0	378	28	13.5
43)	Maclin, K.C. (WR)	375	31	12.1	-1	1	-1.0	376	30	12.5
44t)	*Fuller, Hou. (WR)	372	25	14.9	0	0	---	372	25	14.9
44t)	Powell, NY-J (RB)	372	55	6.8	213	30	7.1	159	25	6.4
46)	Murray, Oak. (RB)	369	86	4.3	279	69	4.0	90	17	5.3
47t)	A. Robinson, Jac. (WR)	366	32	11.4	0	0	---	366	32	11.4
47t)	D. Williams, Pit. (RB)	366	89	4.1	275	74	3.7	91	15	6.1
49)	J. White, N.E. (RB)	365	55	6.6	107	26	4.1	258	29	8.9
50)	Yeldon, Jac. (RB)	362	87	4.2	220	63	3.5	142	24	5.9

WEEK 8 / THROUGH MONDAY, OCTOBER 31, 2016**AFC / LEADERS IN FIRST DOWNS**

Rank	Player, Team	Rush	Rec	Tot
1)	Murray, Ten. (RB)	38	11	49
2)	Gordon, S.D. (RB)	35	11	46
3)	Green, Cin. (WR)	0	38	38
4t)	Gore, Ind. (RB)	30	6	36
4t)	L. Miller, Hou. (RB)	31	5	36
4t)	Ware, K.C. (RB)	25	11	36
7t)	Blount, N.E. (RB)	33	1	34
7t)	Crabtree, Oak. (WR)	0	34	34
7t)	Crowell, Cle. (RB)	26	8	34
10)	Forte, NY-J (RB)	25	7	32
11t)	Brown, Pit. (WR)	1	30	31
11t)	Cooper, Oak. (WR)	0	31	31
11t)	Hilton, Ind. (WR)	0	31	31
11t)	McCoy, Buf. (RB)	26	5	31
15t)	Ajayi, Mia. (RB)	27	3	30
15t)	Pryor, Cle. (WR)	2	28	30
17t)	Hopkins, Hou. (WR)	0	29	29
17t)	Sanders, Den. (WR)	0	29	29
19)	C. Anderson, Den. (RB)	22	6	28
20t)	Bernard, Cin. (RB)	14	13	27
20t)	Landry, Mia. (WR)	1	26	27
20t)	B. Marshall, NY-J (WR)	0	27	27
23t)	Hill, Cin. (RB)	23	3	26
23t)	Wallace, Bal. (WR)	1	25	26
25)	Bell, Pit. (RB)	12	13	25
26t)	Enunwa, NY-J (WR)	0	24	24
26t)	Thomas, Den. (WR)	0	24	24
28t)	Murray, Oak. (RB)	18	5	23
28t)	A. Robinson, Jac. (WR)	0	23	23
28t)	West, Bal. (RB)	21	2	23
31t)	Edelman, N.E. (WR)	2	20	22
31t)	Kelce, K.C. (TE)	0	22	22
31t)	Powell, NY-J (RB)	13	9	22
34t)	Barnidge, Cle. (TE)	0	21	21
34t)	Benjamin, S.D. (WR)	0	21	21
34t)	D. Johnson, Cle. (RB)	7	14	21
34t)	J. White, N.E. (RB)	7	14	21
34t)	Ty. Williams, S.D. (WR)	0	21	21
39t)	*Booker, Den. (RB)	18	2	20
39t)	Hurns, Jac. (WR)	0	20	20
39t)	Maclin, K.C. (WR)	0	20	20
42t)	*Henry, S.D. (TE)	0	19	19
42t)	D. Williams, Pit. (RB)	15	4	19
42t)	Yeldon, Jac. (RB)	12	7	19
45t)	*Fuller, Hou. (WR)	0	18	18
45t)	*Henry, Ten. (RB)	14	4	18
45t)	LaFell, Cin. (WR)	0	18	18
45t)	Lee, Jac. (WR)	0	18	18
45t)	Matthews, Ten. (WR)	0	18	18
45t)	Woods, Buf. (WR)	1	17	18

WEEK 8 / THROUGH MONDAY, OCTOBER 31, 2016**AFC / LEADING PUNTERS**

Rank	Player, Team	No	Yards	Lg	Avg	TB	Blk	Dwn	OB	Opp Ret	In Yds	Net 20	Net Avg
1)	McAfee, Ind.	33	1659	74	50.3	7	0	3	6	12	124	11	42.3
2)	King, Oak.	40	1961	72	49.0	3	0	7	7	17	221	19	42.0
3)	Nortman, Jac.	33	1611	78	48.8	3	0	10	1	14	103	10	43.9
4)	Lechler, Hou.	38	1840	62	48.4	1	0	1	4	26	314	15	39.6
5)	Koch, Bal.	37	1779	68	48.1	2	0	3	7	20	293	12	39.1
6)	*Dixon, Den.	39	1818	68	46.6	3	0	6	2	17	113	12	42.2
7)	Darr, Mia.	37	1713	66	46.3	3	0	3	3	15	146	13	40.7
8)	Colquitt, Cle.	39	1794	65	46.0	2	0	3	3	18	154	11	41.0
9)	Berry, Pit.	30	1374	63	45.8	1	0	4	5	13	126	13	40.9
10)	Kern, Ten.	37	1684	71	45.5	2	0	5	1	19	274	17	37.0
11)	Huber, Cin.	37	1676	61	45.3	4	0	4	3	19	165	11	38.7
12)	Colquitt, K.C.	33	1469	60	44.5	4	0	4	2	14	64	15	40.2
13)	*Kaser, S.D.	29	1277	62	44.0	2	0	3	3	15	88	9	39.6
14)	Allen, N.E.	35	1540	57	44.0	2	0	7	3	10	65	13	41.0
15)	Schmidt, Buf.	38	1647	58	43.3	2	0	4	11	17	78	13	40.2
16)	*Edwards, NY-J	37	1598	57	43.2	2	0	6	5	17	158	13	37.8

AFC / LEADING PUNTERS, NET AVERAGE

Rank	Player, Team	No	Yards	Lg	Avg	TB	Blk	Dwn	OB	Opp Ret	In Yds	Net 20	Net Avg
1)	Nortman, Jac.	33	1611	78	48.8	3	0	10	1	14	103	10	43.9
2)	McAfee, Ind.	33	1659	74	50.3	7	0	3	6	12	124	11	42.3
3)	*Dixon, Den.	39	1818	68	46.6	3	0	6	2	17	113	12	42.2
4)	King, Oak.	40	1961	72	49.0	3	0	7	7	17	221	19	42.0
5)	Colquitt, Cle.	39	1794	65	46.0	2	0	3	3	18	154	11	41.0
6)	Allen, N.E.	35	1540	57	44.0	2	0	7	3	10	65	13	41.0
7)	Berry, Pit.	30	1374	63	45.8	1	0	4	5	13	126	13	40.9
8)	Darr, Mia.	37	1713	66	46.3	3	0	3	3	15	146	13	40.7
9)	Schmidt, Buf.	38	1647	58	43.3	2	0	4	11	17	78	13	40.2
10)	Colquitt, K.C.	33	1469	60	44.5	4	0	4	2	14	64	15	40.2
11)	Lechler, Hou.	38	1840	62	48.4	1	0	1	4	26	314	15	39.6
12)	*Kaser, S.D.	29	1277	62	44.0	2	0	3	3	15	88	9	39.6
13)	Koch, Bal.	37	1779	68	48.1	2	0	3	7	20	293	12	39.1
14)	Huber, Cin.	37	1676	61	45.3	4	0	4	3	19	165	11	38.7
15)	*Edwards, NY-J	37	1598	57	43.2	2	0	6	5	17	158	13	37.8
16)	Kern, Ten.	37	1684	71	45.5	2	0	5	1	19	274	17	37.0

WEEK 8 / THROUGH MONDAY, OCTOBER 31, 2016**AFC / PUNT RETURN LEADERS**

Rank	Player, Team	Ret	FC	Yards	Avg	Long	TD
1)	*Hill, K.C.	16	4	254	15.9	50	0
2)	*Grant, Mia.	11	0	129	11.7	74t	1
3)	*Richard, Oak.	17	1	190	11.2	47	0
4)	Norwood, Den.	15	8	156	10.4	17	0
5)	Tate, Buf.	13	7	132	10.2	31	0
6)	*Ervin, Hou.	19	17	157	8.3	18	0
7)	Greene, Jac.	15	2	106	7.1	42	0
8)	Mariani, Ten.	18	8	126	7.0	17	0
9)	Hester, Bal.	12	8	74	6.2	20	0
10)	*Erickson, Cin.	11	11	64	5.8	15	0

AFC / KICKOFF RETURN LEADERS

Rank	Player, Team	Ret	Yards	Avg	Long	TD
1)	Hester, Bal.	9	259	28.8	60	0
2)	*J. Marshall, NY-J	12	292	24.3	65	0
3)	*Grant, Mia.	9	218	24.2	45	0
4)	*Hill, K.C.	9	209	23.2	33	0
5)	Tate, Buf.	12	276	23.0	45	0
6)	Mariani, Ten.	12	275	22.9	33	0
7)	*Ervin, Hou.	11	240	21.8	33	0
8)	C. Grant, Jac.	12	256	21.3	32	0

WEEK 8 / THROUGH MONDAY, OCTOBER 31, 2016**AFC / LEADERS IN INTERCEPTIONS**

Rank	Player, Team	Int	Yards	Avg	Long	TD
1)	Peters, K.C.	5	47	9.4	28	0
2)	Hayward, S.D.	4	74	18.5	31	1
3t)	Talib, Den.	3	86	28.7	46t	1
3t)	Mosley, Bal.	3	12	4.0	12	0
5t)	Nelson, Oak.	2	52	26.0	40	0
5t)	Gilmore, Buf.	2	48	24.0	34	0
5t)	Sorensen, K.C.	2	48	24.0	48t	1
5t)	Robey-Coleman, Buf.	2	44	22.0	41t	1
5t)	Collins, N.E.-Cle.	2	31	15.5	18	0
5t)	S. Smith, Oak.	2	27	13.5	27	0
5t)	Taylor, Cle.	2	26	13.0	29	0
5t)	Gilchrist, NY-J	2	25	12.5	25	0
5t)	*Young, Bal.	2	22	11.0	16	0
5t)	Abdul-Quddus, Mia.	2	16	8.0	9	0
5t)	M. Williams, NY-J	2	14	7.0	14	0
5t)	Haden, Cle.	2	9	4.5	9	0
5t)	McCourty, Ten.	2	7	3.5	6	0
5t)	Cox, Ten.	2	3	1.5	3	0
5t)	Amerson, Oak.	2	0	0.0	0	0
20t)	Johnson, K.C.	1	55	55.0	55t	1
20t)	Skrine, NY-J	1	51	51.0	51	0
20t)	Roby, Den.	1	49	49.0	49t	1
20t)	Gipson, Jac.	1	30	30.0	30	0
20t)	*Boddy-Calhoun, Cle.	1	27	27.0	27t	1
20t)	Stewart, Den.	1	25	25.0	25	0
20t)	Ward, Den.	1	23	23.0	23	0
20t)	Phillips, S.D.	1	22	22.0	22	0
20t)	*Joseph, Oak.	1	21	21.0	21	0
20t)	J. Jones, Pit.	1	20	20.0	20	0
20t)	Butler, Ind.	1	19	19.0	19	0
20t)	R. Jones, Mia.	1	17	17.0	17	0
20t)	S. Williams, Cin.	1	13	13.0	13	0
20t)	Hal, Hou.	1	12	12.0	12	0
20t)	Lewis-Harris, Cin.	1	11	11.0	11	0
20t)	*Ngakoue, Jac.	1	9	9.0	9	0
20t)	Mager, S.D.	1	8	8.0	8	0
20t)	Orr, Bal.	1	8	8.0	8	0
20t)	Demps, Hou.	1	6	6.0	6	0
20t)	Rey, Cin.	1	6	6.0	6	0
20t)	Mebane, S.D.	1	5	5.0	5	0
20t)	Chung, N.E.	1	4	4.0	4	0
20t)	Stafford, Ten.	1	4	4.0	4	0
20t)	Jones, Cin.	1	2	2.0	2	0
20t)	Benwikere, Car.-Mia.	1	1	1.0	1	0
20t)	*Parks, Den.	1	1	1.0	1	0
20t)	Perryman, S.D.	1	1	1.0	1	0
20t)	Berry, K.C.	1	0	0.0	0	0
20t)	Butler, N.E.	1	0	0.0	0	0
20t)	Davis, Ind.	1	0	0.0	0	0
20t)	W. Davis, Bal.	1	0	0.0	0	0
20t)	Gaines, K.C.	1	0	0.0	0	0
20t)	Graham, Buf.	1	0	0.0	0	0
20t)	Harmon, N.E.	1	0	0.0	0	0
20t)	Harris, Den.	1	0	0.0	0	0
20t)	Harrison, Pit.	1	0	0.0	0	0
20t)	Iloka, Cin.	1	0	0.0	0	0
20t)	Kirkpatrick, Cin.	1	0	0.0	0	0
20t)	Mauldin, NY-J	1	0	0.0	0	0
20t)	Nelson, Hou.	1	0	0.0	0	0
20t)	Posluszny, Jac.	1	0	0.0	0	0
20t)	Shaw, Cin.	1	0	0.0	0	0
20t)	Shazier, Pit.	1	0	0.0	0	0
20t)	Verrett, S.D.	1	0	0.0	0	0
20t)	Weddle, Bal.	1	0	0.0	0	0
20t)	White, Buf.	1	0	0.0	0	0
20t)	*White, K.C.	1	0	0.0	0	0
20t)	Williams, Cle.	1	0	0.0	0	0
20t)	Williamson, Ten.	1	0	0.0	0	0

WEEK 8 / THROUGH MONDAY, OCTOBER 31, 2016**AFC / LEADERS IN SACKS**

Rank	Player, Team	Sacks
1)	Alexander, Buf. (LB)	9.0
2)	Miller, Den. (LB)	8.5
3t)	Ford, K.C. (LB)	7.0
3t)	Orakpo, Ten. (LB)	7.0
5t)	Walden, Ind. (LB)	6.0
5t)	L. Williams, NY-J (DT)	6.0
7)	Morgan, Ten. (LB)	5.5
8t)	Dunlap, Cin. (DE)	5.0
8t)	Ingram, S.D. (LB)	5.0
8t)	Mack, Oak. (DE)	5.0
8t)	Suggs, Bal. (LB)	5.0
12t)	Mercilus, Hou. (LB)	4.5
12t)	Wolfe, Den. (DE)	4.5
14t)	*Bosa, S.D. (DE)	4.0
14t)	Hughes, Buf. (LB)	4.0
14t)	Jernigan, Bal. (DE)	4.0
14t)	*Ngakoue, Jac. (DE)	4.0
14t)	Ray, Den. (LB)	4.0
19t)	Atkins, Cin. (DT)	3.5
19t)	Sheard, N.E. (DE)	3.5
19t)	Suh, Mia. (DT)	3.5
22t)	Branch, Mia. (DE)	3.0
22t)	*Brown, S.D. (LB)	3.0
22t)	Z. Brown, Buf. (LB)	3.0
22t)	Casey, Ten. (DE)	3.0
22t)	Clarke, Cin. (DE)	3.0
22t)	Clowney, Hou. (DE)	3.0
22t)	Heyward, Pit. (DE)	3.0
22t)	McKinney, Hou. (LB)	3.0
22t)	*Ogbah, Cle. (LB)	3.0
22t)	Wake, Mia. (DE)	3.0
32t)	J. Jones, Mia. (DE)	2.5
32t)	McGee, Oak. (DT)	2.5
32t)	Simon, Hou. (LB)	2.5
32t)	Wilkerson, NY-J (DE)	2.5
32t)	K. Williams, Buf. (DE)	2.5
37t)	Attaochu, S.D. (LB)	2.0
37t)	Ayers, Ind. (LB)	2.0
37t)	M. Brown, N.E. (DT)	2.0
37t)	Crick, Den. (DE)	2.0
37t)	Flowers, N.E. (DE)	2.0
37t)	Fowler, Jac. (DE)	2.0
37t)	Irvin, Oak. (LB)	2.0
37t)	C. Johnson, Cle. (DE)	2.0
37t)	*Judon, Bal. (LB)	2.0
37t)	Mathis, Ind. (LB)	2.0
37t)	McLendon, NY-J (DT)	2.0
37t)	*Pierce, Bal. (DT)	2.0
37t)	Ware, Den. (LB)	2.0
37t)	*A. Washington, Buf. (DE)	2.0
37t)	V. Williams, Pit. (LB)	2.0
37t)	Williamson, Ten. (LB)	2.0

WEEK 8 / THROUGH MONDAY, OCTOBER 31, 2016**AFC / FUMBLE RECOVERIES**

Rank	Player, Team	TotRec	OffRec	DefRec
1t)	Fitzpatrick, NY-J	3	3	0
1t)	Luck, Ind.	3	3	0
1t)	Taylor, Buf.	3	3	0
4t)	Alonso, Mia.	2	0	2
4t)	*Booker, Den.	2	2	0
4t)	P. Brown, Buf.	2	0	2
4t)	Dalton, Cin.	2	2	0
4t)	Hester, Bal.	2	2	0
4t)	Ivory, Jac.	2	2	0
4t)	D. Jackson, Ind.	2	0	2
4t)	*C. Jones, N.E.	2	2	0
4t)	Keo, Den.	2	0	2
4t)	*Kessler, Cle.	2	2	0
4t)	*Louis, Cle.	2	2	0
4t)	L. Miller, Hou.	2	2	0
4t)	Nelson, Oak.	2	0	2
4t)	Orr, Bal.	2	0	2
4t)	Osweiler, Hou.	2	2	0
4t)	Rivers, S.D.	2	2	0
4t)	Roethlisberger, Pit.	2	2	0
4t)	A. Smith, K.C.	2	2	0

AFC / OFFENSIVE FUMBLE RECOVERIES

Rank	Player, Team	Ret	Yards	Avg	Long	TD
1t)	Fitzpatrick, NY-J	3	0	0.0	0	0
1t)	Luck, Ind.	3	-1	-0.3	0	0
1t)	Taylor, Buf.	3	-3	-1.0	0	0
4t)	*Louis, Cle.	2	1	0.5	1	0
4t)	*Booker, Den.	2	0	0.0	0	0
4t)	Dalton, Cin.	2	0	0.0	0	0
4t)	Hester, Bal.	2	0	0.0	0	0
4t)	Ivory, Jac.	2	0	0.0	0	0
4t)	*C. Jones, N.E.	2	0	0.0	0	0
4t)	*Kessler, Cle.	2	0	0.0	0	0
4t)	L. Miller, Hou.	2	0	0.0	0	0
4t)	Osweiler, Hou.	2	0	0.0	0	0
4t)	Rivers, S.D.	2	0	0.0	0	0
4t)	Roethlisberger, Pit.	2	0	0.0	0	0
4t)	A. Smith, K.C.	2	0	0.0	0	0

AFC / DEFENSIVE FUMBLE RECOVERIES

Rank	Player, Team	Ret	Yards	Avg	Long	TD
1t)	Alonso, Mia.	2	2	1.0	2	0
1t)	P. Brown, Buf.	2	0	0.0	0	0
1t)	D. Jackson, Ind.	2	0	0.0	0	0
1t)	Keo, Den.	2	0	0.0	0	0
1t)	Nelson, Oak.	2	0	0.0	0	0
1t)	Orr, Bal.	2	0	0.0	0	0

WEEK 8 / THROUGH MONDAY, OCTOBER 31, 2016**NFC / LEADING PASSERS**

Player, Team	Att	Comp	Pct		Avg		Pct			Pct Rating	
			Comp	Yds	Gain	TD	TD	Long	Int	Int	Points
Ryan, Atl.	279	193	69.2	2636	9.45	19	6.8	75t	4	1.4	115.8
Brees, N.O.	308	214	69.5	2366	7.68	18	5.8	98t	5	1.6	104.7
Stafford, Det.	282	191	67.7	2154	7.64	16	5.7	73t	4	1.4	103.4
*Prescott, Dal.	221	144	65.2	1773	8.02	9	4.1	53	2	0.9	99.6
Bradford, Min.	203	135	66.5	1442	7.10	8	3.9	46	1	0.5	98.2
Hoyer, Chi.	200	134	67.0	1445	7.22	6	3.0	64	0	0.0	98.0
A. Rodgers, G.B.	275	176	64.0	1742	6.33	17	6.2	58	4	1.5	96.4
Cousins, Was.	321	215	67.0	2454	7.64	12	3.7	57	7	2.2	93.1
*Wentz, Phi.	228	150	65.8	1526	6.69	9	3.9	73t	3	1.3	92.5
Wilson, Sea.	241	158	65.6	1812	7.52	5	2.1	59	2	0.8	91.5
Palmer, Ariz	282	177	62.8	2068	7.33	10	3.5	58	6	2.1	87.9
Manning, NY-G	270	175	64.8	1984	7.35	8	3.0	75t	6	2.2	87.3
Winston, T.B.	269	158	58.7	1776	6.60	14	5.2	45t	9	3.3	81.9
Newton, Car.	207	118	57.0	1508	7.29	8	3.9	78t	6	2.9	80.7
Keenum, L.A.	237	147	62.0	1708	7.21	8	3.4	65t	10	4.2	77.5
Gabbert, S.F.	150	87	58.0	890	5.93	5	3.3	75t	6	4.0	69.6

NFC / LEADING PASSERS, RANKS

Player, Team	Att	Comp	Pct		Avg		Pct			Pct Rating	
			Comp	Yds	Gain	TD	TD	Long	Int	Int	Points
Ryan, Atl.	5	3	2	1	1	1	1		6t	7	1
Brees, N.O.	2	2	1	3	3	2	3		9	9	2
Stafford, Det.	3t	4	3	4	5	4	4		6t	6	3
*Prescott, Dal.	12	12	9	9	2	8t	6		3t	4	4
Bradford, Min.	14	13	6	15	12	10t	8		2	2	5
Hoyer, Chi.	15	14	4	14	10	14	14		1	1	6
A. Rodgers, G.B.	6	6	11	10	15	3	2		6t	8	7
Cousins, Was.	1	1	5	2	4	6	10		14	11	8
*Wentz, Phi.	11	10	7	12	13	8t	7		5	5	9
Wilson, Sea.	9	8t	8	7	6	15t	16		3t	3	10
Palmer, Ariz	3t	5	12	5	8	7	11		10t	10	11
Manning, NY-G	7	7	10	6	7	10t	15		10t	12	12
Winston, T.B.	8	8t	14	8	14	5	5		15	14	13
Newton, Car.	13	15	16	13	9	10t	9		10t	13	14
Keenum, L.A.	10	11	13	11	11	10t	12		16	16	15
Gabbert, S.F.	16	16	15	16	16	15t	13		10t	15	16

WEEK 8 / THROUGH MONDAY, OCTOBER 31, 2016**NFC / FOURTH-QUARTER PASSING LEADERS**

Rank	Player, Team	Att	Comp	Comp%	Yards	YPA	TD	TD%	Int	Int%	Rating
1)	Bradford, Min.	49	37	75.5	410	8.37	3	6.1	0	0.0	120.3
2)	Stafford, Det.	75	53	70.7	595	7.93	5	6.7	2	2.7	105.1
3)	Brees, N.O.	95	67	70.5	722	7.60	7	7.4	3	3.2	103.9
4)	*Prescott, Dal.	57	34	59.6	414	7.26	3	5.3	0	0.0	99.6
5)	Hoyer, Chi.	70	48	68.6	509	7.27	2	2.9	0	0.0	99.0
6)	A. Rodgers, G.B.	59	38	64.4	391	6.63	4	6.8	1	1.7	98.9
7)	Manning, NY-G	85	56	65.9	720	8.47	3	3.5	2	2.4	94.2
8)	Wilson, Sea.	76	48	63.2	554	7.29	2	2.6	0	0.0	93.9
9)	Ryan, Atl.	57	33	57.9	486	8.53	3	5.3	2	3.5	88.8
10)	Cousins, Was.	78	48	61.5	617	7.91	3	3.8	2	2.6	88.5
11)	Anderson, Car.	27	20	74.1	216	8.00	2	7.4	3	11.1	82.3
12)	Newton, Car.	53	32	60.4	416	7.85	2	3.8	2	3.8	82.0
13)	Winston, T.B.	84	46	54.8	468	5.57	3	3.6	1	1.2	77.9
14)	Palmer, Ariz	71	47	66.2	531	7.48	3	4.2	5	7.0	73.2
15)	*Wentz, Phi.	48	29	60.4	288	6.00	0	0.0	1	2.1	68.8
16)	Gabbert, S.F.	47	26	55.3	316	6.72	2	4.3	4	8.5	54.9
17)	Keenum, L.A.	69	35	50.7	387	5.61	3	4.3	5	7.2	52.0
18)	Kaepernick, S.F.	23	9	39.1	64	2.78	0	0.0	0	0.0	47.2
19)	Stanton, Ariz	20	8	40.0	85	4.25	0	0.0	2	10.0	13.5

NFC / THIRD-DOWN PASSING LEADERS

Rank	Player, Team	Att	Comp	Comp%	Yards	YPA	TD	TD%	Int	Int%	Rating
1)	Brees, N.O.	71	51	71.8	604	8.51	6	8.5	1	1.4	119.7
2)	A. Rodgers, G.B.	71	46	64.8	521	7.34	8	11.3	3	4.2	106.6
3)	Ryan, Atl.	61	41	67.2	451	7.39	3	4.9	0	0.0	105.3
4)	Keenum, L.A.	70	43	61.4	511	7.30	5	7.1	2	2.9	95.6
5)	Bradford, Min.	62	43	69.4	443	7.15	2	3.2	1	1.6	93.7
6)	*Wentz, Phi.	58	34	58.6	442	7.62	3	5.2	1	1.7	92.7
7)	*Prescott, Dal.	64	44	68.8	517	8.08	1	1.6	1	1.6	91.7
8)	Palmer, Ariz	71	46	64.8	543	7.65	2	2.8	1	1.4	91.5
9)	Stafford, Det.	70	47	67.1	589	8.41	2	2.9	2	2.9	90.7
10)	Hoyer, Chi.	49	30	61.2	352	7.18	1	2.0	0	0.0	89.8
11)	Cousins, Was.	81	53	65.4	559	6.90	3	3.7	3	3.7	82.3
12)	Winston, T.B.	75	42	56.0	476	6.35	4	5.3	3	4.0	76.3
13)	Manning, NY-G	71	37	52.1	454	6.39	3	4.2	2	2.8	74.5
14)	Wilson, Sea.	66	37	56.1	483	7.32	0	0.0	1	1.5	73.0
15)	Newton, Car.	61	31	50.8	420	6.89	1	1.6	2	3.3	64.9
16)	Gabbert, S.F.	47	25	53.2	168	3.57	3	6.4	2	4.3	64.8

WEEK 8 / THROUGH MONDAY, OCTOBER 31, 2016**NFC / LEADING RUSHERS**

Rank	Player, Team	Att	Yards	Avg	Long	TD
1)	*Elliott, Dal.	159	799	5.0	60t	5
2)	D. Johnson, Ariz	156	705	4.5	58t	8
3)	Freeman, Atl.	116	543	4.7	48	3
4)	*Howard, Chi.	99	505	5.1	69	2
5)	Jones, Was.	99	460	4.6	57	3
6)	Michael, Sea.	107	446	4.2	41t	5
7)	Hyde, S.F.	109	429	3.9	34	6
8)	Gurley, L.A.	134	403	3.0	16	3
9)	Rodgers, T.B.	88	393	4.5	45	1
10)	Lacy, G.B.	71	360	5.1	31	0
11)	Ingram, N.O.	89	339	3.8	17	1
12)	Mathews, Phi.	71	272	3.8	30	4
13)	Stewart, Car.	64	253	4.0	26	4
14)	Coleman, Atl.	59	234	4.0	30t	5
15)	Sproles, Phi.	46	228	5.0	19	0
16)	Riddick, Det.	61	227	3.7	21t	1
17)	McKinnon, Min.	68	217	3.2	25	1
18)	C. Thompson, Was.	45	207	4.6	20	1
19)	Asiata, Min.	62	200	3.2	29	2
20)	Newton, Car. (QB)	38	191	5.0	21	3
21)	*Kelley, Was.	38	190	5.0	45	1
22)	Hightower, N.O.	45	189	4.2	28	0
23)	Whittaker, Car.	35	186	5.3	25	0
24)	Gabbert, S.F. (QB)	39	172	4.4	24	2
25)	A. Rodgers, G.B. (QB)	28	156	5.6	23	2
26)	Kaepernick, S.F. (QB)	17	150	8.8	29	0
27)	Vereen, NY-G	31	147	4.7	25	1
28)	Artis-Payne, Car.	36	144	4.0	14	2
29)	Jennings, NY-G	53	142	2.7	17	1
30t)	Forsett, Bal.-Det.	44	136	3.1	11	0
30t)	A. Morris, Dal.	36	136	3.8	17	2
32)	Stafford, Det. (QB)	21	126	6.0	24	0
33t)	Langford, Chi.	31	116	3.7	23	2
33t)	Sims, T.B.	41	116	2.8	23	1
35)	Darkwa, NY-G	30	111	3.7	17	2
36t)	Carey, Chi.	25	110	4.4	24	0
36t)	*Smallwood, Phi.	29	110	3.8	14	1
36t)	Zenner, Det.	36	110	3.1	19	1
39)	*Prescott, Dal. (QB)	27	105	3.9	17	4
40t)	Abdullah, Det.	18	101	5.6	24	0
40t)	Barner, Phi.	19	101	5.3	19	1
42)	C. Johnson, Ariz	25	95	3.8	18	1
43)	*Barber, T.B.	16	91	5.7	44t	1
44)	Martin, T.B.	25	85	3.4	17	0
45)	*D. Washington, Det.	18	76	4.2	28	1
46)	Draughn, S.F.	27	71	2.6	18	1
47)	Ryan, Atl. (QB)	21	69	3.3	18	0
48)	Montgomery, G.B. (WR)	14	66	4.7	30	0
49)	Winston, T.B. (QB)	24	65	2.7	10	1
50)	Whitehead, Dal. (WR)	5	63	12.6	26	0

WEEK 8 / THROUGH MONDAY, OCTOBER 31, 2016**NFC / THIRD-AND-ONE RUSHING LEADERS**

Rank	Player, Team	Att	FD	Pct
1t)	Jones, Was.	6	6	100.0
1t)	Freeman, Atl.	3	3	100.0
1t)	Hyde, S.F.	3	3	100.0
1t)	Kuhn, N.O.	3	3	100.0
1t)	Stewart, Car.	3	3	100.0
1t)	Brees, N.O.	2	2	100.0
1t)	Gabbert, S.F.	2	2	100.0
1t)	Jennings, NY-G	2	2	100.0
1t)	Keenum, L.A.	2	2	100.0
1t)	Lasike, Chi.	2	2	100.0
1t)	Mathews, Phi.	2	2	100.0
1t)	Peterson, Min.	2	2	100.0
1t)	K. Smith, Dal.	2	2	100.0
14)	D. Johnson, Ariz	7	6	85.7
15t)	Gurley, L.A.	8	6	75.0
15t)	Asiata, Min.	4	3	75.0
15t)	Newton, Car.	4	3	75.0
18t)	*Elliott, Dal.	6	4	66.7
18t)	Hightower, N.O.	3	2	66.7
18t)	Ingram, N.O.	3	2	66.7
18t)	Ripkowski, G.B.	3	2	66.7
18t)	Wilson, Sea.	3	2	66.7
23)	Coleman, Atl.	5	3	60.0
24)	Michael, Sea.	4	2	50.0

WEEK 8 / THROUGH MONDAY, OCTOBER 31, 2016**NFC / LEADERS IN RECEPTIONS**

Rank	Player, Team	Rec	Yards	Avg	Long	TD
1)	Fitzgerald, Ariz	56	554	9.9	29t	5
2)	Evans, T.B.	44	595	13.5	45t	6
3)	J. Jones, Atl.	43	859	20.0	75t	4
4t)	*Michael Thomas, N.O.	42	500	11.9	28	3
4t)	Reed, Was. (TE)	42	415	9.9	26	3
6t)	Beckham, NY-G	40	630	15.8	75t	3
6t)	Olsen, Car. (TE)	40	621	15.5	78t	2
6t)	Crowder, Was.	40	498	12.5	55t	4
6t)	Adams, G.B.	40	424	10.6	29t	5
6t)	Miller, Chi. (TE)	40	393	9.8	26	3
11)	Cobb, G.B.	39	388	9.9	33	2
12t)	Baldwin, Sea.	38	481	12.7	59	2
12t)	Tate, Det.	38	434	11.4	61	1
14)	Beasley, Dal.	37	443	12.0	47	3
15t)	M. Jones, Det.	36	656	18.2	73t	4
15t)	Jeffery, Chi.	36	583	16.2	54	1
15t)	Cooks, N.O.	36	530	14.7	98t	5
15t)	Matthews, Phi.	36	419	11.6	54	3
15t)	Garcon, Was.	36	396	11.0	23	1
15t)	Austin, L.A.	36	299	8.3	43t	2
21t)	Diggs, Min.	35	466	13.3	46	2
21t)	D. Johnson, Ariz (RB)	35	407	11.6	58	0
23t)	Snead, N.O.	34	439	12.9	49	2
23t)	Riddick, Det. (RB)	34	267	7.9	23	4
25t)	Britt, L.A.	33	535	16.2	47	2
25t)	Boldin, Det.	33	276	8.4	24t	4
27)	Sanu, Atl.	32	342	10.7	59	3
28t)	Benjamin, Car.	31	467	15.1	50	4
28t)	Nelson, G.B.	31	415	13.4	58	6
28t)	*Shepard, NY-G	31	334	10.8	32	2
28t)	Rudolph, Min. (TE)	31	322	10.4	22	3
32t)	Graham, Sea. (TE)	30	442	14.7	40	1
32t)	D. Jackson, Was.	30	416	13.9	44t	1
32t)	Kerley, S.F.	30	331	11.0	33t	2
32t)	Witten, Dal. (TE)	30	290	9.7	31	1
36)	Royal, Chi.	29	338	11.7	64	2
37t)	Jo. Brown, Ariz	28	350	12.5	29	1
37t)	Meredith, Chi.	28	331	11.8	36	1
39)	C. Thompson, Was. (RB)	27	211	7.8	38	1
40)	Freeman, Atl. (RB)	26	192	7.4	26	2
41t)	Thielen, Min.	25	364	14.6	36t	1
41t)	Fleener, N.O. (TE)	25	317	12.7	50t	2
41t)	Humphries, T.B.	25	291	11.6	42	0
41t)	Ebron, Det. (TE)	25	289	11.6	34	1
41t)	Kendricks, L.A. (TE)	25	241	9.6	44	1
46)	Cruz, NY-G	24	331	13.8	40	1
47t)	Davis, Was. (TE)	23	316	13.7	44	1
47t)	Brate, T.B. (TE)	23	248	10.8	38	3
49t)	Williams, Dal.	22	336	15.3	47	1
49t)	Kearse, Sea.	22	245	11.1	31	0
49t)	Sproles, Phi. (RB)	22	227	10.3	73t	1
49t)	Tamme, Atl. (TE)	22	210	9.5	19	3
49t)	Ingram, N.O. (RB)	22	154	7.0	20	2

WEEK 8 / THROUGH MONDAY, OCTOBER 31, 2016**NFC / RECEIVING YARDAGE LEADERS**

Rank	Player, Team	Yards	Rec	Avg	Long	TD
1)	J. Jones, Atl.	859	43	20.0	75t	4
2)	M. Jones, Det.	656	36	18.2	73t	4
3)	Beckham, NY-G	630	40	15.8	75t	3
4)	Olsen, Car. (TE)	621	40	15.5	78t	2
5)	Evans, T.B.	595	44	13.5	45t	6
6)	Jeffery, Chi.	583	36	16.2	54	1
7)	Fitzgerald, Ariz	554	56	9.9	29t	5
8)	Britt, L.A.	535	33	16.2	47	2
9)	Cooks, N.O.	530	36	14.7	98t	5
10)	*Michael Thomas, N.O.	500	42	11.9	28	3
11)	Crowder, Was.	498	40	12.5	55t	4
12)	Baldwin, Sea.	481	38	12.7	59	2
13)	Benjamin, Car.	467	31	15.1	50	4
14)	Diggs, Min.	466	35	13.3	46	2
15)	Beasley, Dal.	443	37	12.0	47	3
16)	Graham, Sea. (TE)	442	30	14.7	40	1
17)	Snead, N.O.	439	34	12.9	49	2
18)	Tate, Det.	434	38	11.4	61	1
19)	Adams, G.B.	424	40	10.6	29t	5
20)	Matthews, Phi.	419	36	11.6	54	3
21)	D. Jackson, Was.	416	30	13.9	44t	1
22t)	Nelson, G.B.	415	31	13.4	58	6
22t)	Reed, Was. (TE)	415	42	9.9	26	3
24)	D. Johnson, Ariz (RB)	407	35	11.6	58	0
25)	Garcon, Was.	396	36	11.0	23	1
26)	Miller, Chi. (TE)	393	40	9.8	26	3
27)	Cobb, G.B.	388	39	9.9	33	2
28)	Thielen, Min.	364	25	14.6	36t	1
29)	Quick, L.A.	357	20	17.9	65t	3
30)	Jo. Brown, Ariz	350	28	12.5	29	1
31)	Sanu, Atl.	342	32	10.7	59	3
32)	Royal, Chi.	338	29	11.7	64	2
33)	Williams, Dal.	336	22	15.3	47	1
34)	*Shepard, NY-G	334	31	10.8	32	2
35t)	Cruz, NY-G	331	24	13.8	40	1
35t)	Kerley, S.F.	331	30	11.0	33t	2
35t)	Meredith, Chi.	331	28	11.8	36	1
38)	Coleman, Atl. (RB)	330	19	17.4	49	1
39)	Rudolph, Min. (TE)	322	31	10.4	22	3
40)	Fleener, N.O. (TE)	317	25	12.7	50t	2
41)	Davis, Was. (TE)	316	23	13.7	44	1
42)	Austin, L.A.	299	36	8.3	43t	2
43)	Humphries, T.B.	291	25	11.6	42	0
44)	Witten, Dal. (TE)	290	30	9.7	31	1
45)	Ebron, Det. (TE)	289	25	11.6	34	1
46)	Boldin, Det.	276	33	8.4	24t	4
47)	Riddick, Det. (RB)	267	34	7.9	23	4
48)	Bryant, Dal.	263	15	17.5	53	2
49)	Floyd, Ariz	257	19	13.5	39	3
50)	Brate, T.B. (TE)	248	23	10.8	38	3

WEEK 8 / THROUGH MONDAY, OCTOBER 31, 2016**NFC / THIRD-DOWN RECEIVING LEADERS**

Rank	Player, Team	Rec	Yards	Avg	Long	TD
1)	Reed, Was. (TE)	17	180	10.6	26	1
2t)	Cobb, G.B.	15	182	12.1	32	1
2t)	Rudolph, Min. (TE)	15	142	9.5	22	2
4t)	Royal, Chi.	14	191	13.6	64	0
4t)	Beasley, Dal.	14	151	10.8	29	0
6t)	Baldwin, Sea.	13	206	15.8	59	1
6t)	Crowder, Was.	13	187	14.4	55t	1
6t)	Snead, N.O.	13	135	10.4	23	0
6t)	Austin, L.A.	13	114	8.8	43t	2
10)	Evans, T.B.	12	151	12.6	19t	2
11t)	Thielen, Min.	11	178	16.2	27	0
11t)	Matthews, Phi.	11	161	14.6	54	1
11t)	Britt, L.A.	11	136	12.4	34	1
11t)	D. Johnson, Ariz (RB)	11	102	9.3	24	0
11t)	Boldin, Det.	11	98	8.9	20	1
11t)	Fitzgerald, Ariz	11	88	8.0	15	0
17)	Tate, Det.	10	153	15.3	61	0
18t)	Cruz, NY-G	9	146	16.2	40	1
18t)	Nelson, G.B.	9	123	13.7	39	2
18t)	Olsen, Car. (TE)	9	122	13.6	34	1
18t)	*Shepard, NY-G	9	121	13.4	32	1
18t)	Sanu, Atl.	9	105	11.7	22	0
18t)	*Michael Thomas, N.O.	9	103	11.4	25	0
18t)	Witten, Dal. (TE)	9	91	10.1	31	0
18t)	Garcon, Was.	9	83	9.2	22	0
26t)	Benjamin, Car.	8	148	18.5	25	0
26t)	Diggs, Min.	8	103	12.9	33	0
26t)	Adams, G.B.	8	94	11.8	29t	3
26t)	Riddick, Det. (RB)	8	67	8.4	12	0
26t)	C. Thompson, Was. (RB)	8	63	7.9	38	0
26t)	Tamme, Atl. (TE)	8	58	7.3	17t	2
32t)	Cooks, N.O.	7	137	19.6	87t	2
32t)	Graham, Sea. (TE)	7	126	18.0	40	0
32t)	M. Jones, Det.	7	124	17.7	47	0
32t)	Jeffery, Chi.	7	121	17.3	34	0
32t)	Ebron, Det. (TE)	7	100	14.3	29	1
32t)	Jo. Brown, Ariz	7	92	13.1	20	1
32t)	Sproles, Phi. (RB)	7	91	13.0	73t	1
32t)	Brate, T.B. (TE)	7	78	11.1	20	1
32t)	Kerley, S.F.	7	71	10.1	33t	2
32t)	Asiata, Min. (RB)	7	70	10.0	23	0
42t)	Beckham, NY-G	6	90	15.0	26	0
42t)	Humphries, T.B.	6	81	13.5	29	0
42t)	Williams, Dal.	6	78	13.0	17	0
42t)	Gurley, L.A. (RB)	6	75	12.5	33	0
42t)	Miller, Chi. (TE)	6	60	10.0	17	1
47t)	Quick, L.A.	5	130	26.0	65t	2
47t)	J. Jones, Atl.	5	111	22.2	53	0
47t)	Nelson, Ariz	5	92	18.4	40	0
47t)	Jackson, T.B.	5	75	15.0	18	0
47t)	Brown, Car.	5	61	12.2	27	0
47t)	Floyd, Ariz	5	54	10.8	18	1
47t)	Agholor, Phi.	5	49	9.8	18	0
47t)	*Elliott, Dal. (RB)	5	45	9.0	25	0
47t)	Patton, S.F.	5	43	8.6	13	0
47t)	Meredith, Chi.	5	37	7.4	16	0
47t)	Cadet, N.O. (RB)	5	36	7.2	10	0
47t)	Cunningham, L.A. (RB)	5	34	6.8	10	0

WEEK 8 / THROUGH MONDAY, OCTOBER 31, 2016**NFC / LEADING SCORERS, NONKICKERS**

Rank	Player, Team	TD	Rush	Rec	Ret	X2	Pts
1)	D. Johnson, Ariz (RB)	8	8	0	0	0	48
2t)	Evans, T.B. (WR)	6	0	6	0	1	38
2t)	Hyde, S.F. (RB)	6	6	0	0	1	38
4t)	Coleman, Atl. (RB)	6	5	1	0	0	36
4t)	Michael, Sea. (RB)	6	5	1	0	0	36
4t)	Nelson, G.B. (WR)	6	0	6	0	0	36
7t)	Adams, G.B. (WR)	5	0	5	0	0	30
7t)	Cooks, N.O. (WR)	5	0	5	0	0	30
7t)	Crowder, Was. (WR)	5	0	4	1	0	30
7t)	*Elliott, Dal. (RB)	5	5	0	0	0	30
7t)	Fitzgerald, Ariz (WR)	5	0	5	0	0	30
7t)	Freeman, Atl. (RB)	5	3	2	0	0	30
7t)	Mathews, Phi. (RB)	5	4	1	0	0	30
7t)	Riddick, Det. (RB)	5	1	4	0	0	30
15t)	Benjamin, Car. (WR)	4	0	4	0	0	24
15t)	Boldin, Det. (WR)	4	0	4	0	0	24
15t)	M. Jones, Det. (WR)	4	0	4	0	0	24
15t)	J. Jones, Atl. (WR)	4	0	4	0	0	24
15t)	Kuhn, N.O. (RB)	4	3	1	0	0	24
15t)	*Prescott, Dal. (QB)	4	4	0	0	0	24
15t)	Stewart, Car. (RB)	4	4	0	0	0	24
22t)	Ingram, N.O. (RB)	3	1	2	0	1	20
22t)	Newton, Car. (QB)	3	3	0	0	1	20
22t)	Sanu, Atl. (WR)	3	0	3	0	1	20
25t)	Beasley, Dal. (WR)	3	0	3	0	0	18
25t)	Beckham, NY-G (WR)	3	0	3	0	0	18
25t)	Brate, T.B. (TE)	3	0	3	0	0	18
25t)	Fleener, N.O. (TE)	3	1	2	0	0	18
25t)	Floyd, Ariz (WR)	3	0	3	0	0	18
25t)	Gurley, L.A. (RB)	3	3	0	0	0	18
25t)	*Howard, Chi. (RB)	3	2	1	0	0	18
25t)	Jones, Was. (RB)	3	3	0	0	0	18
25t)	Matthews, Phi. (WR)	3	0	3	0	0	18
25t)	Miller, Chi. (TE)	3	0	3	0	0	18
25t)	Quick, L.A. (WR)	3	0	3	0	0	18
25t)	Reed, Was. (TE)	3	0	3	0	0	18
25t)	Royal, Chi. (WR)	3	0	2	1	0	18
25t)	Rudolph, Min. (TE)	3	0	3	0	0	18
25t)	Tamme, Atl. (TE)	3	0	3	0	0	18
25t)	*Michael Thomas, N.O. (WR)	3	0	3	0	0	18
41t)	Funchess, Car. (WR)	2	0	2	0	1	14
41t)	Olsen, Car. (TE)	2	0	2	0	1	14
41t)	A. Rodgers, G.B. (QB)	2	2	0	0	1	14
44t)	Artis-Payne, Car. (RB)	2	2	0	0	0	12
44t)	Asiata, Min. (RB)	2	2	0	0	0	12
44t)	Austin, L.A. (WR)	2	0	2	0	0	12
44t)	Baldwin, Sea. (WR)	2	0	2	0	0	12
44t)	Britt, L.A. (WR)	2	0	2	0	0	12
44t)	Bryant, Dal. (WR)	2	0	2	0	0	12
44t)	Butler, Dal. (WR)	2	0	2	0	0	12
44t)	Cobb, G.B. (WR)	2	0	2	0	0	12
44t)	Darkwa, NY-G (RB)	2	2	0	0	0	12
44t)	Diggs, Min. (WR)	2	0	2	0	0	12
44t)	Draughn, S.F. (RB)	2	1	1	0	0	12
44t)	Gabbert, S.F. (QB)	2	2	0	0	0	12
44t)	Hardy, Atl. (WR)	2	0	2	0	0	12
44t)	Huff, Phi. (WR)	2	0	1	1	0	12
44t)	*Kelley, Was. (RB)	2	1	1	0	0	12
44t)	Kerley, S.F. (WR)	2	0	2	0	0	12
44t)	Langford, Chi. (RB)	2	2	0	0	0	12
44t)	McDonald, S.F. (TE)	2	0	2	0	0	12
44t)	A. Morris, Dal. (RB)	2	2	0	0	0	12
44t)	Nelson, Ariz (WR)	2	0	2	0	0	12
44t)	Patterson, Min. (WR)	2	0	2	0	0	12
44t)	Roberts, Det. (WR)	2	0	1	1	0	12
44t)	Shepard, T.B. (WR)	2	0	2	0	0	12
44t)	*Shepard, NY-G (WR)	2	0	2	0	0	12
44t)	Sherels, Min. (DB)	2	0	0	2	0	12
44t)	Sims, T.B. (RB)	2	1	1	0	0	12
44t)	*Smallwood, Phi. (RB)	2	1	0	1	0	12
44t)	Smith, S.F. (WR)	2	0	2	0	0	12
44t)	Snead, N.O. (WR)	2	0	2	0	0	12
44t)	C. Thompson, Was. (RB)	2	1	1	0	0	12

WEEK 8 / THROUGH MONDAY, OCTOBER 31, 2016**NFC / LEADING SCORERS, KICKERS**

Rank	Player, Team	PAT	FG	Pct	Long	Pts
1)	Bryant, Atl.	27/27	17/18	.944	53	78
2)	Hopkins, Was.	18/19	18/22	.818	50	72
3)	Sturgis, Phi.	16/17	17/18	.944	55	67
4)	Bailey, Dal.	20/20	14/16	.875	56	62
5)	Prater, Det.	18/19	13/16	.813	50	57
6)	Crosby, G.B.	17/18	13/14	.929	46	56
7)	*Lutz, N.O.	22/22	11/15	.733	57	55
8t)	Gano, Car.	17/19	12/15	.800	54	53
8t)	Hauschka, Sea.	11/13	14/16	.875	53	53
10)	Barth, Chi.	14/14	11/14	.786	49	47
11)	Walsh, Min.	12/14	11/14	.786	50	45
12)	Catanzaro, Ariz	19/20	8/11	.727	60	43
13t)	Brown, NY-G	9/ 9	11/12	.917	48	42
13t)	Zuerlein, L.A.	12/12	10/10	1.000	54	42
15)	Dawson, S.F.	16/16	8/ 9	.889	48	40
16)	*Aguayo, T.B.	13/15	7/12	.583	43	34
17)	Gould, NY-G	2/ 2	1/ 1	1.000	29	5
18)	Bullock, NY-G	2/ 3	0/ 0	---	--	2

NFC / TOUCHBACKS ON KICKOFFS

Rank	Player, Team	TB
1)	Bosher, Atl.	39
2)	Hopkins, Was.	35
3)	Gano, Car.	30
4)	Martin, Det.	28
5)	Sturgis, Phi.	27
6t)	Bailey, Dal.	26
6t)	Catanzaro, Ariz	26
8t)	*Aguayo, T.B.	25
8t)	Hauschka, Sea.	25
10)	*Lutz, N.O.	24
11)	Zuerlein, L.A.	21
12)	Crosby, G.B.	20
13)	Walsh, Min.	16
14t)	Barth, Chi.	15
14t)	Brown, NY-G	15
16)	Pinion, S.F.	12
17t)	Bullock, NY-G	3
17t)	Dawson, S.F.	3
19)	Gould, NY-G	1

WEEK 8 / THROUGH MONDAY, OCTOBER 31, 2016**NFC / MOST YARDS FROM SCRIMMAGE**

Rank	Player, Team	Total			Rushing			Receiving		
		Yards	Att+Rec	Avg	Yards	Att	Avg	Yards	Rec	Avg
1)	D. Johnson, Ariz (RB)	1112	191	5.8	705	156	4.5	407	35	11.6
2)	*Elliott, Dal. (RB)	949	174	5.5	799	159	5.0	150	15	10.0
3)	J. Jones, Atl. (WR)	859	43	20.0	0	0	---	859	43	20.0
4)	Freeman, Atl. (RB)	735	142	5.2	543	116	4.7	192	26	7.4
5)	*Howard, Chi. (RB)	682	117	5.8	505	99	5.1	177	18	9.8
6)	M. Jones, Det. (WR)	659	37	17.8	3	1	3.0	656	36	18.2
7)	Beckham, NY-G (WR)	630	40	15.8	0	0	---	630	40	15.8
8)	Olsen, Car. (TE)	621	40	15.5	0	0	---	621	40	15.5
9)	Evans, T.B. (WR)	595	44	13.5	0	0	---	595	44	13.5
10)	Jeffery, Chi. (WR)	583	36	16.2	0	0	---	583	36	16.2
11)	Gurley, L.A. (RB)	571	155	3.7	403	134	3.0	168	21	8.0
12)	Coleman, Atl. (RB)	564	78	7.2	234	59	4.0	330	19	17.4
13)	Fitzgerald, Ariz (WR)	559	58	9.6	5	2	2.5	554	56	9.9
14)	Cooks, N.O. (WR)	549	39	14.1	19	3	6.3	530	36	14.7
15)	Michael, Sea. (RB)	538	126	4.3	446	107	4.2	92	19	4.8
16)	Britt, L.A. (WR)	535	33	16.2	0	0	---	535	33	16.2
17)	Jones, Was. (RB)	533	107	5.0	460	99	4.6	73	8	9.1
18)	*Michael Thomas, N.O. (WR)	500	42	11.9	0	0	---	500	42	11.9
19)	Hyde, S.F. (RB)	495	122	4.1	429	109	3.9	66	13	5.1
20)	Riddick, Det. (RB)	494	95	5.2	227	61	3.7	267	34	7.9
21)	Ingram, N.O. (RB)	493	111	4.4	339	89	3.8	154	22	7.0
22)	Crowder, Was. (WR)	489	41	11.9	-9	1	-9.0	498	40	12.5
23)	Baldwin, Sea. (WR)	477	39	12.2	-4	1	-4.0	481	38	12.7
24)	Benjamin, Car. (WR)	467	31	15.1	0	0	---	467	31	15.1
25)	Diggs, Min. (WR)	464	37	12.5	-2	2	-1.0	466	35	13.3
26)	Sproles, Phi. (RB)	455	68	6.7	228	46	5.0	227	22	10.3
27)	Rodgers, T.B. (RB)	451	97	4.6	393	88	4.5	58	9	6.4
28)	Beasley, Dal. (WR)	450	38	11.8	7	1	7.0	443	37	12.0
29)	Graham, Sea. (TE)	442	30	14.7	0	0	---	442	30	14.7
30)	Snead, N.O. (WR)	439	34	12.9	0	0	---	439	34	12.9
31)	Tate, Det. (WR)	437	44	9.9	3	6	0.5	434	38	11.4
32)	Adams, G.B. (WR)	424	40	10.6	0	0	---	424	40	10.6
33)	Cobb, G.B. (WR)	421	49	8.6	33	10	3.3	388	39	9.9
34)	Matthews, Phi. (WR)	419	36	11.6	0	0	---	419	36	11.6
35)	C. Thompson, Was. (RB)	418	72	5.8	207	45	4.6	211	27	7.8
36)	D. Jackson, Was. (WR)	416	30	13.9	0	0	---	416	30	13.9
37t)	Nelson, G.B. (WR)	415	31	13.4	0	0	---	415	31	13.4
37t)	Reed, Was. (TE)	415	42	9.9	0	0	---	415	42	9.9
39)	Garcon, Was. (WR)	396	36	11.0	0	0	---	396	36	11.0
40)	Miller, Chi. (TE)	393	40	9.8	0	0	---	393	40	9.8
41)	Lacy, G.B. (RB)	388	75	5.2	360	71	5.1	28	4	7.0
42)	Thielen, Min. (WR)	364	25	14.6	0	0	---	364	25	14.6
43)	Whittaker, Car. (RB)	363	56	6.5	186	35	5.3	177	21	8.4
44)	Austin, L.A. (WR)	361	49	7.4	62	13	4.8	299	36	8.3
45)	Quick, L.A. (WR)	357	20	17.9	0	0	---	357	20	17.9
46)	Jo. Brown, Ariz (WR)	350	28	12.5	0	0	---	350	28	12.5
47)	Sanu, Atl. (WR)	342	32	10.7	0	0	---	342	32	10.7
48)	Royal, Chi. (WR)	338	29	11.7	0	0	---	338	29	11.7
49)	Meredith, Chi. (WR)	337	29	11.6	6	1	6.0	331	28	11.8
50t)	Mathews, Phi. (RB)	336	79	4.3	272	71	3.8	64	8	8.0
50t)	Williams, Dal. (WR)	336	22	15.3	0	0	---	336	22	15.3

WEEK 8 / THROUGH MONDAY, OCTOBER 31, 2016**NFC / LEADERS IN FIRST DOWNS**

Rank	Player, Team	Rush	Rec	Tot
1)	D. Johnson, Ariz (RB)	37	16	53
2)	*Elliott, Dal. (RB)	43	5	48
3)	Freeman, Atl. (RB)	31	10	41
4)	Evans, T.B. (WR)	0	37	37
5)	*Howard, Chi. (RB)	28	7	35
6t)	Fitzgerald, Ariz (WR)	0	34	34
6t)	J. Jones, Atl. (WR)	0	34	34
8)	Jones, Was. (RB)	28	4	32
9)	Gurley, L.A. (RB)	23	8	31
10t)	Jeffery, Chi. (WR)	0	29	29
10t)	Olsen, Car. (TE)	0	29	29
12)	Michael, Sea. (RB)	25	3	28
13t)	Cobb, G.B. (WR)	4	23	27
13t)	M. Jones, Det. (WR)	0	27	27
13t)	*Michael Thomas, N.O. (WR)	0	27	27
16)	Beckham, NY-G (WR)	0	26	26
17t)	Beasley, Dal. (WR)	0	25	25
17t)	Benjamin, Car. (WR)	0	25	25
17t)	Britt, L.A. (WR)	0	25	25
17t)	Diggs, Min. (WR)	0	25	25
17t)	Garcon, Was. (WR)	0	25	25
17t)	Riddick, Det. (RB)	13	12	25
17t)	Snead, N.O. (WR)	0	25	25
24t)	Hyde, S.F. (RB)	21	3	24
24t)	Reed, Was. (TE)	0	24	24
26t)	Adams, G.B. (WR)	0	23	23
26t)	Baldwin, Sea. (WR)	0	23	23
26t)	Coleman, Atl. (RB)	13	10	23
26t)	Ingram, N.O. (RB)	14	9	23
26t)	Miller, Chi. (TE)	0	23	23
31t)	Cooks, N.O. (WR)	1	21	22
31t)	Nelson, G.B. (WR)	0	22	22
31t)	Rudolph, Min. (TE)	0	22	22
34t)	Crowder, Was. (WR)	0	21	21
34t)	Rodgers, T.B. (RB)	20	1	21
34t)	C. Thompson, Was. (RB)	11	10	21
37t)	Boldin, Det. (WR)	0	20	20
37t)	Graham, Sea. (TE)	0	20	20
37t)	Kerley, S.F. (WR)	0	20	20
37t)	Matthews, Phi. (WR)	0	20	20
37t)	Sproles, Phi. (RB)	12	8	20
37t)	Stewart, Car. (RB)	19	1	20
37t)	Tate, Det. (WR)	1	19	20
44t)	Jo. Brown, Ariz (WR)	0	19	19
44t)	Williams, Dal. (WR)	0	19	19
46t)	Asiata, Min. (RB)	13	5	18
46t)	Austin, L.A. (WR)	3	15	18
46t)	Mathews, Phi. (RB)	14	4	18
46t)	*Shepard, NY-G (WR)	0	18	18
50t)	Floyd, Ariz (WR)	0	17	17
50t)	Meredith, Chi. (WR)	0	17	17
50t)	Sanu, Atl. (WR)	0	17	17
50t)	Thielen, Min. (WR)	0	17	17

WEEK 8 / THROUGH MONDAY, OCTOBER 31, 2016**NFC / LEADING PUNTERS**

Rank	Player, Team	No	Yards	Lg	Avg	TB	Blk	Dwn	OB	Opp Ret	In Yds	Net 20	Avg
1)	Morstead, N.O.	26	1313	66	50.5	3	0	5	4	13	101	10	44.3
2)	Lee, Car.	29	1444	76	49.8	3	0	7	1	12	190	15	41.2
3)	Martin, Det.	29	1431	63	49.3	1	0	2	2	16	99	11	45.2
4)	Wing, NY-G	34	1633	63	48.0	5	0	5	5	14	148	9	40.7
5)	C. Jones, Dal.	22	1042	63	47.4	3	0	1	3	10	124	8	39.0
6)	Bosher, Atl.	24	1125	68	46.9	1	0	3	0	10	114	13	41.3
7)	Anger, T.B.	38	1772	59	46.6	3	0	2	3	14	92	16	42.6
8)	Pinion, S.F.	43	1964	65	45.7	2	0	5	1	20	217	13	39.7
9)	Hekker, L.A.	38	1726	64	45.4	0	0	3	4	14	75	22	43.4
10)	D. Jones, Phi.	33	1491	72	45.2	4	0	7	1	9	109	11	39.5
11)	Ryan, Sea.	37	1657	58	44.8	3	0	5	2	15	111	13	40.2
12)	Way, Was.	23	1017	61	44.2	4	0	3	3	11	81	9	37.2
13)	Locke, Min.	39	1710	71	43.8	3	0	11	0	11	89	18	40.0
14)	O'Donnell, Chi.	37	1602	53	43.3	2	0	2	2	12	176	14	37.5
15)	Schum, G.B.	20	862	58	43.1	1	0	2	5	6	64	3	38.9
16)	Quigley, Ariz	30	1239	55	41.3	2	1	5	1	6	47	13	37.2

NFC / LEADING PUNTERS, NET AVERAGE

Rank	Player, Team	No	Yards	Lg	Avg	TB	Blk	Dwn	OB	Opp Ret	In Yds	Net 20	Avg
1)	Martin, Det.	29	1431	63	49.3	1	0	2	2	16	99	11	45.2
2)	Morstead, N.O.	26	1313	66	50.5	3	0	5	4	13	101	10	44.3
3)	Hekker, L.A.	38	1726	64	45.4	0	0	3	4	14	75	22	43.4
4)	Anger, T.B.	38	1772	59	46.6	3	0	2	3	14	92	16	42.6
5)	Bosher, Atl.	24	1125	68	46.9	1	0	3	0	10	114	13	41.3
6)	Lee, Car.	29	1444	76	49.8	3	0	7	1	12	190	15	41.2
7)	Wing, NY-G	34	1633	63	48.0	5	0	5	5	14	148	9	40.7
8)	Ryan, Sea.	37	1657	58	44.8	3	0	5	2	15	111	13	40.2
9)	Locke, Min.	39	1710	71	43.8	3	0	11	0	11	89	18	40.0
10)	Pinion, S.F.	43	1964	65	45.7	2	0	5	1	20	217	13	39.7
11)	D. Jones, Phi.	33	1491	72	45.2	4	0	7	1	9	109	11	39.5
12)	C. Jones, Dal.	22	1042	63	47.4	3	0	1	3	10	124	8	39.0
13)	Schum, G.B.	20	862	58	43.1	1	0	2	5	6	64	3	38.9
14)	O'Donnell, Chi.	37	1602	53	43.3	2	0	2	2	12	176	14	37.5
15)	Way, Was.	23	1017	61	44.2	4	0	3	3	11	81	9	37.2
16)	Quigley, Ariz	30	1239	55	41.3	2	1	5	1	6	47	13	37.2

WEEK 8 / THROUGH MONDAY, OCTOBER 31, 2016**NFC / PUNT RETURN LEADERS**

Rank	Player, Team	Ret	FC	Yards	Avg	Long	TD
1)	Crowder, Was.	12	6	230	19.2	85t	1
2)	Sherels, Min.	13	8	190	14.6	79t	2
3)	Weems, Atl.	12	10	166	13.8	73	0
4)	Roberts, Det.	11	4	147	13.4	85t	1
5)	Royal, Chi.	13	8	153	11.8	65t	1
6)	Lockett, Sea.	14	13	153	10.9	62	0
7)	Sproles, Phi.	12	6	121	10.1	40	0
8)	Humphries, T.B.	14	13	133	9.5	25	0
9)	Austin, L.A.	16	9	144	9.0	47	0
10)	Whitehead, Dal.	10	2	80	8.0	14	0
11t)	Jo. Brown, Ariz	11	10	70	6.4	19	0
11t)	Harris, NY-G	11	6	70	6.4	17	0
13)	Ginn, Car.	16	11	94	5.9	16	0

NFC / KICKOFF RETURN LEADERS

Rank	Player, Team	Ret	Yards	Avg	Long	TD
1)	Harris, NY-G	9	258	28.7	44	0
2)	Patterson, Min.	9	245	27.2	61	0
3)	Cunningham, L.A.	9	230	25.6	44	0
4)	Lockett, Sea.	10	251	25.1	37	0
5)	Roberts, Det.	17	382	22.5	42	0
6)	Weems, Atl.	10	223	22.3	42	0
7)	Ginn, Car.	16	335	20.9	59	0
8)	Thompson, Chi.	15	304	20.3	32	0

WEEK 8 / THROUGH MONDAY, OCTOBER 31, 2016**NFC / LEADERS IN INTERCEPTIONS**

Rank	Player, Team	Int	Yards	Avg	Long	TD
1t)	Cooper, Ariz	3	95	31.7	60t	1
1t)	McLeod, Phi.	3	5	1.7	5	0
3t)	*D. Jones, Atl.	2	132	66.0	90t	1
3t)	Collins, NY-G	2	62	31.0	44t	1
3t)	Alford, Atl.	2	34	17.0	30t	1
3t)	Rhodes, Min.	2	29	14.5	29	0
3t)	Porter, Chi.	2	28	14.0	25	0
3t)	Jenkins, NY-G	2	26	13.0	23	0
3t)	Peterson, Ariz	2	25	12.5	25	0
3t)	Sendejo, Min.	2	18	9.0	16	0
3t)	Church, Dal.	2	14	7.0	14	0
3t)	Swearinger, Ariz	2	12	6.0	12	0
3t)	Barron, L.A.	2	8	4.0	7	0
3t)	Sherman, Sea.	2	6	3.0	6	0
3t)	Thomas, Sea.	2	5	2.5	5	0
3t)	Waynes, Min.	2	4	2.0	4	0
3t)	Rodgers-Cromarti, NY-G	2	0	0.0	0	0
18t)	Kendricks, Min.	1	77	77.0	77t	1
18t)	Jenkins, Phi.	1	64	64.0	64t	1
18t)	Randall, G.B.	1	44	44.0	44	0
18t)	Alexander, T.B.	1	38	38.0	38t	1
18t)	Bradham, Phi.	1	28	28.0	28	0
18t)	Claiborne, Dal.	1	27	27.0	27	0
18t)	Breeland, Was.	1	26	26.0	26	0
18t)	Glenn, Chi.	1	21	21.0	21	0
18t)	Hodges, S.F.	1	21	21.0	21	0
18t)	T. Williams, Car.	1	19	19.0	19	0
18t)	*Bradberry, Car.	1	16	16.0	16	0
18t)	Slay, Det.	1	11	11.0	11	0
18t)	Thomas, G.B.	1	9	9.0	9	0
18t)	Trufant, Atl.	1	9	9.0	9	0
18t)	Wagner, Sea.	1	9	9.0	9	0
18t)	Coleman, Car.	1	8	8.0	8t	1
18t)	Ealy, Car.	1	7	7.0	7	0
18t)	Webb, N.O.	1	7	7.0	7	0
18t)	Armstrong, S.F.	1	5	5.0	5	0
18t)	Compton, Was.	1	5	5.0	5	0
18t)	Da. Smith, T.B.	1	-5	-5.0	-5	0
18t)	Bellore, S.F.	1	4	4.0	4	0
18t)	Davis, Car.	1	4	4.0	4	0
18t)	Tom Johnson, Min.	1	4	4.0	4	0
18t)	*Martinez, G.B.	1	4	4.0	4	0
18t)	Mathieu, Ariz	1	4	4.0	4	0
18t)	Bademosi, Det.	1	3	3.0	3	0
18t)	*Cravens, Was.	1	2	2.0	2	0
18t)	Campbell, Ariz	1	1	1.0	1	0
18t)	Kuechly, Car.	1	1	1.0	1	0
18t)	Norman, Was.	1	1	1.0	1	0
18t)	Allen, Atl.	1	0	0.0	0	0
18t)	Bethea, S.F.	1	0	0.0	0	0
18t)	Bowman, S.F.	1	0	0.0	0	0
18t)	Burnett, G.B.	1	0	0.0	0	0
18t)	Bush, Det.	1	0	0.0	0	0
18t)	Carr, Dal.	1	0	0.0	0	0
18t)	Dunbar, Was.	1	0	0.0	0	0
18t)	Grimes, T.B.	1	0	0.0	0	0
18t)	*Hall, Chi.	1	0	0.0	0	0
18t)	Hicks, Phi.	1	0	0.0	0	0
18t)	T. Johnson, L.A.	1	0	0.0	0	0
18t)	McDonald, L.A.	1	0	0.0	0	0
18t)	McDougald, T.B.	1	0	0.0	0	0
18t)	Moore, N.O.	1	0	0.0	0	0
18t)	Newman, Min.	1	0	0.0	0	0
18t)	Perry, G.B.	1	0	0.0	0	0
18t)	Quin, Det.	1	0	0.0	0	0
18t)	Stupar, N.O.	1	0	0.0	0	0

WEEK 8 / THROUGH MONDAY, OCTOBER 31, 2016**NFC / LEADERS IN SACKS**

Rank	Player, Team	Sacks
1t)	Avril, Sea. (DE)	7.5
1t)	Beasley, Atl. (LB)	7.5
3)	Kerrigan, Was. (LB)	7.0
4t)	M. Golden, Ariz (LB)	6.0
4t)	Murphy, Was. (DE)	6.0
4t)	Young, Chi. (LB)	6.0
7t)	Clark, Sea. (DE)	5.5
7t)	Perry, G.B. (LB)	5.5
9t)	Griffen, Min. (DE)	5.0
9t)	Hyder, Det. (DE)	5.0
9t)	Jones, Ariz (LB)	5.0
12t)	Cox, Phi. (DT)	4.0
12t)	Graham, Phi. (DE)	4.0
12t)	Hicks, Chi. (DE)	4.0
12t)	Hunter, Min. (DE)	4.0
12t)	Lotulelei, Car. (DT)	4.0
12t)	Robison, Min. (DE)	4.0
18t)	Clayborn, Atl. (DE)	3.5
18t)	T. Crawford, Dal. (DE)	3.5
18t)	Fairley, N.O. (DT)	3.5
18t)	*Floyd, Chi. (LB)	3.5
18t)	Peppers, G.B. (LB)	3.5
18t)	Taylor, Det. (DE)	3.5
24t)	Barwin, Phi. (DE)	3.0
24t)	Bennett, Sea. (DE)	3.0
24t)	Bryant, Cle.-Det. (LB)	3.0
24t)	Donald, L.A. (DT)	3.0
24t)	Freeney, Atl. (DE)	3.0
24t)	Joseph, Min. (DT)	3.0
24t)	Matthews, G.B. (LB)	3.0
24t)	McCoy, T.B. (DT)	3.0
24t)	*N. Spence, T.B. (DE)	3.0
33t)	Armstead, S.F. (DE)	2.5
33t)	Brooks, S.F. (LB)	2.5
33t)	Jordan, N.O. (DE)	2.5
33t)	Minter, Ariz (LB)	2.5
37t)	Adjei-Barimah, T.B. (DB)	2.0
37t)	Alexander, T.B. (LB)	2.0
37t)	Baker, Was. (DE)	2.0
37t)	Boston, Car. (DB)	2.0
37t)	*Buckner, S.F. (DE)	2.0
37t)	Campbell, Ariz (DE)	2.0
37t)	Collins, NY-G (DB)	2.0
37t)	Daniels, G.B. (DE)	2.0
37t)	*Fackrell, G.B. (LB)	2.0
37t)	Tom Johnson, Min. (DT)	2.0
37t)	Kuechly, Car. (LB)	2.0
37t)	Logan, Phi. (DT)	2.0
37t)	Marsh, Sea. (DE)	2.0
37t)	Mayowa, Dal. (DE)	2.0
37t)	Quinn, L.A. (DE)	2.0
37t)	*A. Robinson, Det. (DT)	2.0
37t)	Scandrick, Dal. (DB)	2.0
37t)	Short, Car. (DT)	2.0
37t)	Trufant, Atl. (DB)	2.0
37t)	Washington, Chi. (DE)	2.0
37t)	Wright, Sea. (LB)	2.0

WEEK 8 / THROUGH MONDAY, OCTOBER 31, 2016**NFC / FUMBLE RECOVERIES**

Rank	Player, Team	TotRec	OffRec	DefRec
1)	*Wentz, Phi.	5	5	0
2t)	Cousins, Was.	4	4	0
2t)	Palmer, Ariz	4	4	0
4t)	Keenum, L.A.	3	3	0
4t)	Sproles, Phi.	3	3	0
4t)	Watford, Ariz	3	3	0
4t)	Winston, T.B.	3	3	0
8t)	T. Crawford, Dal.	2	0	2
8t)	Cutler, Chi.	2	2	0
8t)	*Garnett, S.F.	2	2	0
8t)	Glowinski, Sea.	2	2	0
8t)	Thompson, Car.	2	0	2
8t)	Hoyer, Chi.	2	2	0
8t)	Humphries, T.B.	2	2	0
8t)	Jefferson, Ariz	2	0	2
8t)	Jones, Ariz	2	0	2
8t)	Jones, Was.	2	2	0
8t)	*Prescott, Dal.	2	2	0
8t)	Ryan, Sea.	2	2	0
8t)	Sendejo, Min.	2	0	2
8t)	H. Smith, Min.	2	1	1
8t)	Thielen, Min.	2	2	0
8t)	*Michael Thomas, N.O.	2	2	0
8t)	Whitehead, Dal.	2	2	0

NFC / OFFENSIVE FUMBLE RECOVERIES

Rank	Player, Team	Ret	Yards	Avg	Long	TD
1)	*Wentz, Phi.	5	0	0.0	0	0
2t)	Cousins, Was.	4	0	0.0	0	0
2t)	Palmer, Ariz	4	0	0.0	0	0
4t)	Keenum, L.A.	3	0	0.0	0	0
4t)	Sproles, Phi.	3	0	0.0	0	0
4t)	Watford, Ariz	3	0	0.0	0	0
4t)	Winston, T.B.	3	0	0.0	0	0
8t)	*Michael Thomas, N.O.	2	10	5.0	10	0
8t)	Cutler, Chi.	2	0	0.0	0	0
8t)	*Garnett, S.F.	2	0	0.0	0	0
8t)	Glowinski, Sea.	2	0	0.0	0	0
8t)	Hoyer, Chi.	2	0	0.0	0	0
8t)	Humphries, T.B.	2	0	0.0	0	0
8t)	Jones, Was.	2	0	0.0	0	0
8t)	*Prescott, Dal.	2	0	0.0	0	0
8t)	Ryan, Sea.	2	0	0.0	0	0
8t)	Thielen, Min.	2	0	0.0	0	0
8t)	Whitehead, Dal.	2	0	0.0	0	0

NFC / DEFENSIVE FUMBLE RECOVERIES

Rank	Player, Team	Ret	Yards	Avg	Long	TD
1t)	Thompson, Car.	2	9	4.5	9t	1
1t)	Sendejo, Min.	2	5	2.5	3	0
1t)	T. Crawford, Dal.	2	0	0.0	0	0
1t)	Jefferson, Ariz	2	0	0.0	0	0
1t)	Jones, Ariz	2	0	0.0	0	0

WEEK 8 / THROUGH MONDAY, OCTOBER 31, 2016

NFL / LEADING PASSERS

Player, Team	Att	Comp	Pct		Avg		Pct			Pct Rating	
			Comp	Yds	Gain	TD	TD	Long	Int	Int	Points
Brady, N.E.	134	98	73.1	1319	9.84	12	9.0	63	0	0.0	133.9
Ryan, Atl.	279	193	69.2	2636	9.45	19	6.8	75t	4	1.4	115.8
Brees, N.O.	308	214	69.5	2366	7.68	18	5.8	98t	5	1.6	104.7
Stafford, Det.	282	191	67.7	2154	7.64	16	5.7	73t	4	1.4	103.4
Carr, Oak.	323	214	66.3	2321	7.19	17	5.3	68	3	0.9	100.9
*Prescott, Dal.	221	144	65.2	1773	8.02	9	4.1	53	2	0.9	99.6
Roethlisberger, Pit.	226	145	64.2	1685	7.46	16	7.1	72t	6	2.7	99.2
Bradford, Min.	203	135	66.5	1442	7.10	8	3.9	46	1	0.5	98.2
Hoyer, Chi.	200	134	67.0	1445	7.22	6	3.0	64	0	0.0	98.0
Dalton, Cin.	288	193	67.0	2349	8.16	9	3.1	54t	3	1.0	98.0
A. Rodgers, G.B.	275	176	64.0	1742	6.33	17	6.2	58	4	1.5	96.4
Luck, Ind.	311	198	63.7	2284	7.34	16	5.1	64t	5	1.6	96.2
Mariota, Ten.	248	157	63.3	1874	7.56	14	5.6	60	6	2.4	95.1
*Kessler, Cle.	133	89	66.9	947	7.12	4	3.0	43	1	0.8	94.4
A. Smith, K.C.	233	154	66.1	1638	7.03	8	3.4	46t	2	0.9	94.3
Rivers, S.D.	292	182	62.3	2285	7.83	15	5.1	59	7	2.4	93.8
Cousins, Was.	321	215	67.0	2454	7.64	12	3.7	57	7	2.2	93.1
*Wentz, Phi.	228	150	65.8	1526	6.69	9	3.9	73t	3	1.3	92.5
Wilson, Sea.	241	158	65.6	1812	7.52	5	2.1	59	2	0.8	91.5
Palmer, Ariz	282	177	62.8	2068	7.33	10	3.5	58	6	2.1	87.9
Tannehill, Mia.	213	139	65.3	1728	8.11	7	3.3	74t	7	3.3	87.5
Manning, NY-G	270	175	64.8	1984	7.35	8	3.0	75t	6	2.2	87.3
Taylor, Buf.	230	135	58.7	1480	6.43	9	3.9	84t	2	0.9	87.2
Siemian, Den.	214	132	61.7	1487	6.95	8	3.7	55t	4	1.9	87.1
Winston, T.B.	269	158	58.7	1776	6.60	14	5.2	45t	9	3.3	81.9
Newton, Car.	207	118	57.0	1508	7.29	8	3.9	78t	6	2.9	80.7
Bortles, Jac.	290	174	60.0	1904	6.57	12	4.1	51t	9	3.1	80.3
Keenum, L.A.	237	147	62.0	1708	7.21	8	3.4	65t	10	4.2	77.5
Flacco, Bal.	308	189	61.4	1837	5.96	5	1.6	70	6	1.9	75.4
Osweiler, Hou.	297	176	59.3	1719	5.79	9	3.0	53	9	3.0	73.1
Gabbert, S.F.	150	87	58.0	890	5.93	5	3.3	75t	6	4.0	69.6
Fitzpatrick, NY-J	271	152	56.1	1789	6.60	7	2.6	57	11	4.1	68.0

NFL / LEADING PASSERS, RANKS

Player, Team	Att	Comp	Pct		Avg		Pct			Pct Rating	
			Comp	Yds	Gain	TD	TD	Long	Int	Int	Points
Brady, N.E.	31	30	1	30	1	11t	1		1t	1t	1
Ryan, Atl.	12	5t	3	1	2	1	3		12t	13	2
Brees, N.O.	4t	2t	2	3	7	2	5		16t	16	3
Stafford, Det.	10t	7	4	8	9	5t	6		12t	12	4
Carr, Oak.	1	2t	10	5	19	3t	8		9t	9	5
*Prescott, Dal.	24	23	15	17	5	15t	13		5t	8	6
Roethlisberger, Pit.	23	22	17	22	12	5t	2		18t	24	7
Bradford, Min.	28	25t	9	29	21	20t	15		3t	3	8
Hoyer, Chi.	29	27	6	28	17	28	28		1t	1t	9
Dalton, Cin.	9	5t	5	4	3	15t	25		9t	10	10
A. Rodgers, G.B.	13	11t	18	18	29	3t	4		12t	14	11
Luck, Ind.	3	4	19	7	14	5t	10		16t	15	12
Mariota, Ten.	17	17	20	12	10	9t	7		18t	23	13
*Kessler, Cle.	32	31	8	31	20	32t	27		3t	4	14
A. Smith, K.C.	20	18	11	23	22	20t	21		5t	6	15
Rivers, S.D.	7	9	22	6	6	8	11		25t	22	16
Cousins, Was.	2	1	7	2	8	11t	18t		25t	20	17
*Wentz, Phi.	22	20	12	24	24	15t	14		9t	11	18
Wilson, Sea.	18	15t	13	14	11	29t	31		5t	5	19
Palmer, Ariz	10t	10	21	9	15	14	20		18t	19	20
Tannehill, Mia.	26	24	14	19	4	26t	24		25t	28	21
Manning, NY-G	15	13	16	10	13	20t	29		18t	21	22
Taylor, Buf.	21	25t	29	27	28	15t	16		5t	7	23
Siemian, Den.	25	28	24	26	23	20t	18t		12t	17	24
Winston, T.B.	16	15t	28	16	25	9t	9		28t	29	25
Newton, Car.	27	29	31	25	16	20t	17		18t	25	26
Bortles, Jac.	8	14	26	11	27	11t	12		28t	27	27
Keenum, L.A.	19	21	23	21	18	20t	22		31	32	28
Flacco, Bal.	4t	8	25	13	30	29t	32		18t	18	29
Osweiler, Hou.	6	11t	27	20	32	15t	26		28t	26	30
Gabbert, S.F.	30	32	30	32	31	29t	23		18t	30	31
Fitzpatrick, NY-J	14	19	32	15	26	26t	30		32	31	32

WEEK 8 / THROUGH MONDAY, OCTOBER 31, 2016**NFL / FOURTH-QUARTER PASSING LEADERS**

Rank	Player, Team	Att	Comp	Comp%	Yards	YPA	TD	TD%	Int	Int%	Rating
1)	*Lynch, Den.	25	19	76.0	188	7.52	2	8.0	0	0.0	123.4
2)	Bradford, Min.	49	37	75.5	410	8.37	3	6.1	0	0.0	120.3
3)	Brady, N.E.	24	19	79.2	267	11.13	0	0.0	0	0.0	113.0
4)	Carr, Oak.	79	51	64.6	586	7.42	6	7.6	1	1.3	106.8
5)	Luck, Ind.	105	66	62.9	755	7.19	8	7.6	1	1.0	105.9
6)	Stafford, Det.	75	53	70.7	595	7.93	5	6.7	2	2.7	105.1
7)	Roethlisberger, Pit.	59	41	69.5	404	6.85	4	6.8	1	1.7	104.1
8)	Brees, N.O.	95	67	70.5	722	7.60	7	7.4	3	3.2	103.9
9)	Siemian, Den.	59	36	61.0	486	8.24	4	6.8	1	1.7	102.8
10)	Mariota, Ten.	71	45	63.4	491	6.92	6	8.5	2	2.8	100.1
11)	*Prescott, Dal.	57	34	59.6	414	7.26	3	5.3	0	0.0	99.6
12)	Hoyer, Chi.	70	48	68.6	509	7.27	2	2.9	0	0.0	99.0
13)	A. Rodgers, G.B.	59	38	64.4	391	6.63	4	6.8	1	1.7	98.9
14)	A. Smith, K.C.	57	38	66.7	378	6.63	3	5.3	1	1.8	95.5
15)	Dalton, Cin.	73	51	69.9	567	7.77	3	4.1	2	2.7	94.9
16)	Bortles, Jac.	114	73	64.0	805	7.06	7	6.1	3	2.6	94.4
17)	Manning, NY-G	85	56	65.9	720	8.47	3	3.5	2	2.4	94.2
18)	Wilson, Sea.	76	48	63.2	554	7.29	2	2.6	0	0.0	93.9
19)	Oswelier, Hou.	81	50	61.7	462	5.70	4	4.9	0	0.0	93.8
20)	Ryan, Atl.	57	33	57.9	486	8.53	3	5.3	2	3.5	88.8
21)	Cousins, Was.	78	48	61.5	617	7.91	3	3.8	2	2.6	88.5
22)	Rivers, S.D.	77	48	62.3	531	6.90	2	2.6	1	1.3	86.0
23)	Taylor, Buf.	47	26	55.3	286	6.09	3	6.4	1	2.1	85.9
24)	Tannehill, Mia.	57	37	64.9	459	8.05	3	5.3	3	5.3	85.3
25)	Anderson, Car.	27	20	74.1	216	8.00	2	7.4	3	11.1	82.3
26)	Newton, Car.	53	32	60.4	416	7.85	2	3.8	2	3.8	82.0
27)	Winston, T.B.	84	46	54.8	468	5.57	3	3.6	1	1.2	77.9
28)	*Kessler, Cle.	47	26	55.3	312	6.64	1	2.1	1	2.1	74.1
29)	Palmer, Ariz	71	47	66.2	531	7.48	3	4.2	5	7.0	73.2
30)	*Wentz, Phi.	48	29	60.4	288	6.00	0	0.0	1	2.1	68.8
31)	Flacco, Bal.	89	48	53.9	408	4.58	1	1.1	2	2.2	60.5
32)	Gabbert, S.F.	47	26	55.3	316	6.72	2	4.3	4	8.5	54.9
33)	L. Jones, Pit.	20	9	45.0	54	2.70	0	0.0	0	0.0	52.1
34)	Keenum, L.A.	69	35	50.7	387	5.61	3	4.3	5	7.2	52.0
35)	Kaepernick, S.F.	23	9	39.1	64	2.78	0	0.0	0	0.0	47.2
36)	McCown, Cle.	27	15	55.6	143	5.30	1	3.7	3	11.1	43.2
37)	Fitzpatrick, NY-J	69	34	49.3	407	5.90	0	0.0	8	11.6	28.1
38)	Stanton, Ariz	20	8	40.0	85	4.25	0	0.0	2	10.0	13.5

NFL / THIRD-DOWN PASSING LEADERS

Rank	Player, Team	Att	Comp	Comp%	Yards	YPA	TD	TD%	Int	Int%	Rating
1)	Roethlisberger, Pit.	57	34	59.6	555	9.74	6	10.5	1	1.8	120.1
2)	Brees, N.O.	71	51	71.8	604	8.51	6	8.5	1	1.4	119.7
3)	A. Rodgers, G.B.	71	46	64.8	521	7.34	8	11.3	3	4.2	106.6
4)	Ryan, Atl.	61	41	67.2	451	7.39	3	4.9	0	0.0	105.3
5)	Carr, Oak.	90	55	61.1	653	7.26	4	4.4	0	0.0	98.1
6)	Keenum, L.A.	70	43	61.4	511	7.30	5	7.1	2	2.9	95.6
7)	Bradford, Min.	62	43	69.4	443	7.15	2	3.2	1	1.6	93.7
8)	*Wentz, Phi.	58	34	58.6	442	7.62	3	5.2	1	1.7	92.7
9)	*Prescott, Dal.	64	44	68.8	517	8.08	1	1.6	1	1.6	91.7
10)	Palmer, Ariz	71	46	64.8	543	7.65	2	2.8	1	1.4	91.5
11)	Mariota, Ten.	78	47	60.3	602	7.72	4	5.1	2	2.6	90.9
12)	Stafford, Det.	70	47	67.1	589	8.41	2	2.9	2	2.9	90.7
13)	Hoyer, Chi.	49	30	61.2	352	7.18	1	2.0	0	0.0	89.8
14)	Dalton, Cin.	78	48	61.5	579	7.42	2	2.6	1	1.3	87.5
15)	Taylor, Buf.	65	36	55.4	473	7.28	4	6.2	2	3.1	86.3
16)	Siemian, Den.	53	29	54.7	363	6.85	4	7.5	2	3.8	85.7
17)	Tannehill, Mia.	64	37	57.8	481	7.52	2	3.1	1	1.6	85.5
18)	Cousins, Was.	81	53	65.4	559	6.90	3	3.7	3	3.7	82.3
19)	Rivers, S.D.	79	47	59.5	521	6.59	3	3.8	2	2.5	81.3
20)	Luck, Ind.	70	37	52.9	450	6.43	4	5.7	2	2.9	80.1
21)	Winston, T.B.	75	42	56.0	476	6.35	4	5.3	3	4.0	76.3
22)	Flacco, Bal.	89	50	56.2	569	6.39	1	1.1	1	1.1	74.6
23)	Manning, NY-G	71	37	52.1	454	6.39	3	4.2	2	2.8	74.5
24)	A. Smith, K.C.	56	32	57.1	317	5.66	0	0.0	0	0.0	73.3
25)	Wilson, Sea.	66	37	56.1	483	7.32	0	0.0	1	1.5	73.0
26)	Oswelier, Hou.	83	45	54.2	474	5.71	3	3.6	3	3.6	68.0
27)	Newton, Car.	61	31	50.8	420	6.89	1	1.6	2	3.3	64.9
28)	Gabbert, S.F.	47	25	53.2	168	3.57	3	6.4	2	4.3	64.8
29)	Fitzpatrick, NY-J	76	42	55.3	488	6.42	0	0.0	3	3.9	58.4
30)	Bortles, Jac.	71	35	49.3	386	5.44	2	2.8	6	8.5	40.0

WEEK 8 / THROUGH MONDAY, OCTOBER 31, 2016**NFL / LEADING RUSHERS**

Rank	Player, Team	Att	Yards	Avg	Long	TD
1)	*Elliott, Dal.	159	799	5.0	60t	5
2)	Murray, Ten.	160	756	4.7	67	6
3)	D. Johnson, Ariz	156	705	4.5	58t	8
4)	L. Miller, Hou.	153	637	4.2	25	2
5)	Blount, N.E.	161	609	3.8	41t	9
6)	McCoy, Buf.	112	598	5.3	53	6
7)	Gordon, S.D.	161	572	3.6	48	8
8)	Freeman, Atl.	116	543	4.7	48	3
9)	Forte, NY-J	157	542	3.5	28	6
10)	Ajayi, Mia.	84	535	6.4	62t	5
11)	Gore, Ind.	126	532	4.2	22	2
12)	Crowell, Cle.	106	524	4.9	85t	5
13)	Hill, Cin.	104	515	5.0	74t	5
14)	Ware, K.C.	102	511	5.0	46	2
15)	*Howard, Chi.	99	505	5.1	69	2
16)	Jones, Was.	99	460	4.6	57	3
17)	Michael, Sea.	107	446	4.2	41t	5
18)	C. Anderson, Den.	110	437	4.0	28	4
19)	Hyde, S.F.	109	429	3.9	34	6
20)	West, Bal.	96	424	4.4	35	3
21)	Gurley, L.A.	134	403	3.0	16	3
22)	Rodgers, T.B.	88	393	4.5	45	1
23)	Lacy, G.B.	71	360	5.1	31	0
24)	Bell, Pit.	69	344	5.0	44	0
25)	Ingram, N.O.	89	339	3.8	17	1
26)	Taylor, Buf. (QB)	46	319	6.9	49	3
27)	Bernard, Cin.	77	299	3.9	17	2
28)	*Booker, Den.	70	298	4.3	18	2
29)	Murray, Oak.	69	279	4.0	22t	5
30)	D. Williams, Pit.	74	275	3.7	17	3
31)	Mathews, Phi.	71	272	3.8	30	4
32)	*Washington, Oak.	52	267	5.1	30	0
33)	Stewart, Car.	64	253	4.0	26	4
34)	Coleman, Atl.	59	234	4.0	30t	5
35)	Sproles, Phi.	46	228	5.0	19	0
36)	Riddick, Det.	61	227	3.7	21t	1
37)	Gillislee, Buf.	34	222	6.5	44t	3
38t)	*Henry, Ten.	53	221	4.2	22	1
38t)	Mariota, Ten. (QB)	32	221	6.9	41	1
40)	Yeldon, Jac.	63	220	3.5	15	1
41t)	McKinnon, Min.	68	217	3.2	25	1
41t)	*Richard, Oak.	35	217	6.2	75t	1
43)	Powell, NY-J	30	213	7.1	35t	1
44)	D. Johnson, Cle.	42	211	5.0	17	1
45)	Luck, Ind. (QB)	36	209	5.8	24	1
46)	C. Thompson, Was.	45	207	4.6	20	1
47)	Blue, Hou.	39	202	5.2	19	0
48)	Asiata, Min.	62	200	3.2	29	2
49)	Newton, Car. (QB)	38	191	5.0	21	3
50)	*Kelley, Was.	38	190	5.0	45	1

WEEK 8 / THROUGH MONDAY, OCTOBER 31, 2016**NFL / THIRD-AND-ONE RUSHING LEADERS**

Rank	Player, Team	Att	FD	Pct
1t)	Jones, Was.	6	6	100.0
1t)	Murray, Ten.	5	5	100.0
1t)	Forte, NY-J	4	4	100.0
1t)	Ajayi, Mia.	3	3	100.0
1t)	Freeman, Atl.	3	3	100.0
1t)	Hyde, S.F.	3	3	100.0
1t)	Kuhn, N.O.	3	3	100.0
1t)	Stewart, Car.	3	3	100.0
1t)	Bell, Pit.	2	2	100.0
1t)	Bernard, Cin.	2	2	100.0
1t)	*Booker, Den.	2	2	100.0
1t)	Brees, N.O.	2	2	100.0
1t)	Fitzpatrick, NY-J	2	2	100.0
1t)	Gabbert, S.F.	2	2	100.0
1t)	Jennings, NY-G	2	2	100.0
1t)	D. Johnson, Cle.	2	2	100.0
1t)	Keenum, L.A.	2	2	100.0
1t)	Lasike, Chi.	2	2	100.0
1t)	Mariota, Ten.	2	2	100.0
1t)	Mathews, Phi.	2	2	100.0
1t)	Osweiler, Hou.	2	2	100.0
1t)	Peterson, Min.	2	2	100.0
1t)	Powell, NY-J	2	2	100.0
1t)	K. Smith, Dal.	2	2	100.0
1t)	Turbin, Ind.	2	2	100.0
26)	D. Johnson, Ariz	7	6	85.7
27)	Luck, Ind.	5	4	80.0
28t)	Gurley, L.A.	8	6	75.0
28t)	Ware, K.C.	8	6	75.0
28t)	Asiata, Min.	4	3	75.0
28t)	L. Miller, Hou.	4	3	75.0
28t)	Newton, Car.	4	3	75.0
33t)	*Elliott, Dal.	6	4	66.7
33t)	Blount, N.E.	3	2	66.7
33t)	Crowell, Cle.	3	2	66.7
33t)	Felton, Buf.	3	2	66.7
33t)	Hightower, N.O.	3	2	66.7
33t)	Ingram, N.O.	3	2	66.7
33t)	Ripkowski, G.B.	3	2	66.7
33t)	D. Williams, Pit.	3	2	66.7
33t)	Wilson, Sea.	3	2	66.7
42t)	Coleman, Atl.	5	3	60.0
42t)	*Henry, Ten.	5	3	60.0
42t)	West, Bal.	5	3	60.0
45)	Gordon, S.D.	7	4	57.1
46)	Michael, Sea.	4	2	50.0
47)	C. Anderson, Den.	8	3	37.5

WEEK 8 / THROUGH MONDAY, OCTOBER 31, 2016**NFL / LEADERS IN RECEPTIONS**

Rank	Player, Team	Rec	Yards	Avg	Long	TD
1)	Green, Cin.	59	896	15.2	54t	3
2)	Fitzgerald, Ariz	56	554	9.9	29t	5
3)	Cooper, Oak.	52	787	15.1	64t	2
4)	Brown, Pit.	48	592	12.3	51	5
5)	Crabtree, Oak.	47	569	12.1	56	6
6t)	Hilton, Ind.	46	709	15.4	63t	4
6t)	Landry, Mia.	46	572	12.4	42t	1
8t)	Evans, T.B.	44	595	13.5	45t	6
8t)	Sanders, Den.	44	567	12.9	41t	3
10)	J. Jones, Atl.	43	859	20.0	75t	4
11t)	Thomas, Den.	42	535	12.7	55t	4
11t)	*Michael Thomas, N.O.	42	500	11.9	28	3
11t)	Reed, Was. (TE)	42	415	9.9	26	3
14t)	Pryor, Cle.	41	532	13.0	44	3
14t)	Edelman, N.E.	41	358	8.7	23	1
16t)	Beckham, NY-G	40	630	15.8	75t	3
16t)	Olsen, Car. (TE)	40	621	15.5	78t	2
16t)	Crowder, Was.	40	498	12.5	55t	4
16t)	Hopkins, Hou.	40	434	10.9	35	3
16t)	Adams, G.B.	40	424	10.6	29t	5
16t)	Miller, Chi. (TE)	40	393	9.8	26	3
22)	Cobb, G.B.	39	388	9.9	33	2
23t)	Benjamin, S.D.	38	509	13.4	54	3
23t)	Baldwin, Sea.	38	481	12.7	59	2
23t)	Tate, Det.	38	434	11.4	61	1
23t)	Pitta, Bal. (TE)	38	335	8.8	30	0
27)	Beasley, Dal.	37	443	12.0	47	3
28t)	M. Jones, Det.	36	656	18.2	73t	4
28t)	Jeffery, Chi.	36	583	16.2	54	1
28t)	Cooks, N.O.	36	530	14.7	98t	5
28t)	Enunwa, NY-J	36	502	13.9	69t	3
28t)	Matthews, Phi.	36	419	11.6	54	3
28t)	Garcon, Was.	36	396	11.0	23	1
28t)	Austin, L.A.	36	299	8.3	43t	2
35t)	Wallace, Bal.	35	490	14.0	70	3
35t)	Diggs, Min.	35	466	13.3	46	2
35t)	D. Johnson, Ariz (RB)	35	407	11.6	58	0
38t)	B. Marshall, NY-J	34	540	15.9	41	2
38t)	Snead, N.O.	34	439	12.9	49	2
38t)	Kelce, K.C. (TE)	34	377	11.1	42	3
38t)	D. Johnson, Cle. (RB)	34	297	8.7	32	0
38t)	Riddick, Det. (RB)	34	267	7.9	23	4
43t)	Britt, L.A.	33	535	16.2	47	2
43t)	Barnidge, Cle. (TE)	33	403	12.2	43	0
43t)	Boldin, Det.	33	276	8.4	24t	4
46t)	Ty. Williams, S.D.	32	530	16.6	50	2
46t)	A. Robinson, Jac.	32	366	11.4	35	3
46t)	Sanu, Atl.	32	342	10.7	59	3
49t)	Benjamin, Car.	31	467	15.1	50	4
49t)	Hurns, Jac.	31	443	14.3	42t	2
49t)	Nelson, G.B.	31	415	13.4	58	6
49t)	Bennett, N.E. (TE)	31	402	13.0	58	4
49t)	*Shepard, NY-G	31	334	10.8	32	2
49t)	Rudolph, Min. (TE)	31	322	10.4	22	3
49t)	Doyle, Ind. (TE)	31	318	10.3	24	4
49t)	Bernard, Cin. (RB)	31	277	8.9	32	1

WEEK 8 / THROUGH MONDAY, OCTOBER 31, 2016**NFL / RECEIVING YARDAGE LEADERS**

Rank	Player, Team	Yards	Rec	Avg	Long	TD
1)	Green, Cin.	896	59	15.2	54t	3
2)	J. Jones, Atl.	859	43	20.0	75t	4
3)	Cooper, Oak.	787	52	15.1	64t	2
4)	Hilton, Ind.	709	46	15.4	63t	4
5)	M. Jones, Det.	656	36	18.2	73t	4
6)	Beckham, NY-G	630	40	15.8	75t	3
7)	Olsen, Car. (TE)	621	40	15.5	78t	2
8)	Evans, T.B.	595	44	13.5	45t	6
9)	Brown, Pit.	592	48	12.3	51	5
10)	Jeffery, Chi.	583	36	16.2	54	1
11)	Landry, Mia.	572	46	12.4	42t	1
12)	Crabtree, Oak.	569	47	12.1	56	6
13)	Sanders, Den.	567	44	12.9	41t	3
14)	Fitzgerald, Ariz	554	56	9.9	29t	5
15)	B. Marshall, NY-J	540	34	15.9	41	2
16t)	Britt, L.A.	535	33	16.2	47	2
16t)	Thomas, Den.	535	42	12.7	55t	4
18)	Pryor, Cle.	532	41	13.0	44	3
19t)	Cooks, N.O.	530	36	14.7	98t	5
19t)	Ty. Williams, S.D.	530	32	16.6	50	2
21)	Benjamin, S.D.	509	38	13.4	54	3
22)	Enunwa, NY-J	502	36	13.9	69t	3
23)	*Michael Thomas, N.O.	500	42	11.9	28	3
24)	Crowder, Was.	498	40	12.5	55t	4
25)	Wallace, Bal.	490	35	14.0	70	3
26)	R. Gronkowski, N.E. (TE)	484	22	22.0	53t	3
27)	Baldwin, Sea.	481	38	12.7	59	2
28)	Benjamin, Car.	467	31	15.1	50	4
29)	Diggs, Min.	466	35	13.3	46	2
30t)	Beasley, Dal.	443	37	12.0	47	3
30t)	Hurns, Jac.	443	31	14.3	42t	2
32)	Graham, Sea. (TE)	442	30	14.7	40	1
33)	Snead, N.O.	439	34	12.9	49	2
34t)	Hopkins, Hou.	434	40	10.9	35	3
34t)	Tate, Det.	434	38	11.4	61	1
36)	Coates, Pit.	425	20	21.3	72t	2
37)	Adams, G.B.	424	40	10.6	29t	5
38)	Matthews, Phi.	419	36	11.6	54	3
39)	D. Jackson, Was.	416	30	13.9	44t	1
40t)	Nelson, G.B.	415	31	13.4	58	6
40t)	Reed, Was. (TE)	415	42	9.9	26	3
42)	D. Johnson, Ariz (RB)	407	35	11.6	58	0
43)	Walker, Ten. (TE)	405	28	14.5	47	3
44)	Barnidge, Cle. (TE)	403	33	12.2	43	0
45)	Bennett, N.E. (TE)	402	31	13.0	58	4
46)	Garcon, Was.	396	36	11.0	23	1
47)	Miller, Chi. (TE)	393	40	9.8	26	3
48)	Hogan, N.E.	391	19	20.6	63	2
49)	Cobb, G.B.	388	39	9.9	33	2
50)	LaFell, Cin.	378	28	13.5	49	4

WEEK 8 / THROUGH MONDAY, OCTOBER 31, 2016**NFL / THIRD-DOWN RECEIVING LEADERS**

Rank	Player, Team	Rec	Yards	Avg	Long	TD
1t)	Cooper, Oak.	17	294	17.3	34t	1
1t)	Reed, Was. (TE)	17	180	10.6	26	1
3t)	Cobb, G.B.	15	182	12.1	32	1
3t)	Landry, Mia.	15	181	12.1	39	0
3t)	Rudolph, Min. (TE)	15	142	9.5	22	2
3t)	D. Johnson, Cle. (RB)	15	117	7.8	28	0
7t)	Crabtree, Oak.	14	205	14.6	56	2
7t)	Royal, Chi.	14	191	13.6	64	0
7t)	Beasley, Dal.	14	151	10.8	29	0
7t)	Hopkins, Hou.	14	131	9.4	16	0
7t)	Powell, NY-J (RB)	14	81	5.8	11	0
12t)	Baldwin, Sea.	13	206	15.8	59	1
12t)	Ty. Williams, S.D.	13	200	15.4	44t	1
12t)	Crowder, Was.	13	187	14.4	55t	1
12t)	Snead, N.O.	13	135	10.4	23	0
12t)	Pitta, Bal. (TE)	13	125	9.6	30	0
12t)	Austin, L.A.	13	114	8.8	43t	2
18t)	Pryor, Cle.	12	159	13.3	24	1
18t)	Evans, T.B.	12	151	12.6	19t	2
20t)	Green, Cin.	11	178	16.2	48t	1
20t)	Thielen, Min.	11	178	16.2	27	0
20t)	Matthews, Phi.	11	161	14.6	54	1
20t)	Britt, L.A.	11	136	12.4	34	1
20t)	Hilton, Ind.	11	130	11.8	20	1
20t)	D. Johnson, Ariz (RB)	11	102	9.3	24	0
20t)	Boldin, Det.	11	98	8.9	20	1
20t)	Fitzgerald, Ariz	11	88	8.0	15	0
28t)	Coates, Pit.	10	230	23.0	72t	2
28t)	Tate, Det.	10	153	15.3	61	0
28t)	Brown, Pit.	10	144	14.4	26t	1
28t)	Amendola, N.E.	10	137	13.7	32	2
28t)	Barnidge, Cle. (TE)	10	104	10.4	17	0
28t)	Benjamin, S.D.	10	103	10.3	21	1
28t)	A. Robinson, Jac.	10	102	10.2	17	0
28t)	Murray, Ten. (RB)	10	88	8.8	14	0
36t)	Cruz, NY-G	9	146	16.2	40	1
36t)	Thomas, Den.	9	134	14.9	55t	3
36t)	Nelson, G.B.	9	123	13.7	39	2
36t)	Olsen, Car. (TE)	9	122	13.6	34	1
36t)	*Shepard, NY-G	9	121	13.4	32	1
36t)	Sanu, Atl.	9	105	11.7	22	0
36t)	*Michael Thomas, N.O.	9	103	11.4	25	0
36t)	Witten, Dal. (TE)	9	91	10.1	31	0
36t)	Garcon, Was.	9	83	9.2	22	0
36t)	Gates, S.D. (TE)	9	75	8.3	13	1
36t)	Bernard, Cin. (RB)	9	71	7.9	32	0
36t)	J. White, N.E. (RB)	9	69	7.7	19t	1
36t)	Juszczyk, Bal. (RB)	9	63	7.0	18	0
49t)	R. Gronkowski, N.E. (TE)	8	209	26.1	38	1
49t)	*Fuller, Hou.	8	154	19.3	35	1
49t)	Benjamin, Car.	8	148	18.5	25	0
49t)	Wallace, Bal.	8	134	16.8	66t	1
49t)	Sanders, Den.	8	129	16.1	41t	1
49t)	B. Marshall, NY-J	8	126	15.8	41	0
49t)	Kelce, K.C. (TE)	8	105	13.1	21	0
49t)	Diggs, Min.	8	103	12.9	33	0
49t)	Wright, Ten.	8	99	12.4	26	0
49t)	Adams, G.B.	8	94	11.8	29t	3
49t)	Edelman, N.E.	8	86	10.8	19	0
49t)	*Boyd, Cin.	8	70	8.8	16	0
49t)	Riddick, Det. (RB)	8	67	8.4	12	0
49t)	C. Thompson, Was. (RB)	8	63	7.9	38	0
49t)	Woods, Buf.	8	62	7.8	17	0
49t)	Tamme, Atl. (TE)	8	58	7.3	17t	2

WEEK 8 / THROUGH MONDAY, OCTOBER 31, 2016**NFL / LEADING SCORERS, NONKICKERS**

Rank	Player, Team	TD	Rush	Rec	Ret	X2	Pts
1)	Gordon, S.D. (RB)	10	8	2	0	0	60
2)	Blount, N.E. (RB)	9	9	0	0	0	54
3t)	D. Johnson, Ariz (RB)	8	8	0	0	0	48
3t)	Murray, Ten. (RB)	8	6	2	0	0	48
5t)	Forte, NY-J (RB)	7	6	1	0	0	42
5t)	McCoy, Buf. (RB)	7	6	1	0	0	42
7t)	Crabtree, Oak. (WR)	6	0	6	0	1	38
7t)	Evans, T.B. (WR)	6	0	6	0	1	38
7t)	Hyde, S.F. (RB)	6	6	0	0	1	38
10t)	Coleman, Atl. (RB)	6	5	1	0	0	36
10t)	Michael, Sea. (RB)	6	5	1	0	0	36
10t)	Nelson, G.B. (WR)	6	0	6	0	0	36
13t)	Adams, G.B. (WR)	5	0	5	0	0	30
13t)	Ajayi, Mia. (RB)	5	5	0	0	0	30
13t)	C. Anderson, Den. (RB)	5	4	1	0	0	30
13t)	Brown, Pit. (WR)	5	0	5	0	0	30
13t)	Cooks, N.O. (WR)	5	0	5	0	0	30
13t)	Crowder, Was. (WR)	5	0	4	1	0	30
13t)	Crowell, Cle. (RB)	5	5	0	0	0	30
13t)	*Elliott, Dal. (RB)	5	5	0	0	0	30
13t)	Fitzgerald, Ariz (WR)	5	0	5	0	0	30
13t)	Freeman, Atl. (RB)	5	3	2	0	0	30
13t)	Gore, Ind. (RB)	5	2	3	0	0	30
13t)	Hill, Cin. (RB)	5	5	0	0	0	30
13t)	Mathews, Phi. (RB)	5	4	1	0	0	30
13t)	Murray, Oak. (RB)	5	5	0	0	0	30
13t)	Riddick, Det. (RB)	5	1	4	0	0	30
28t)	Pryor, Cle. (WR)	4	1	3	0	1	26
28t)	Thomas, Den. (WR)	4	0	4	0	1	26
30t)	Benjamin, Car. (WR)	4	0	4	0	0	24
30t)	Bennett, N.E. (TE)	4	0	4	0	0	24
30t)	Boldin, Det. (WR)	4	0	4	0	0	24
30t)	Doyle, Ind. (TE)	4	0	4	0	0	24
30t)	Gillislee, Buf. (RB)	4	3	1	0	0	24
30t)	*Hill, K.C. (WR)	4	0	4	0	0	24
30t)	Hilton, Ind. (WR)	4	0	4	0	0	24
30t)	M. Jones, Det. (WR)	4	0	4	0	0	24
30t)	J. Jones, Atl. (WR)	4	0	4	0	0	24
30t)	Kuhn, N.O. (RB)	4	3	1	0	0	24
30t)	LaFell, Cin. (WR)	4	0	4	0	0	24
30t)	*Prescott, Dal. (QB)	4	4	0	0	0	24
30t)	Roberts, Oak. (WR)	4	0	4	0	0	24
30t)	Stewart, Car. (RB)	4	4	0	0	0	24
30t)	D. Williams, Pit. (RB)	4	3	1	0	0	24
45t)	Ingram, N.O. (RB)	3	1	2	0	1	20
45t)	Newton, Car. (QB)	3	3	0	0	1	20
45t)	Sanu, Atl. (WR)	3	0	3	0	1	20
45t)	Wallace, Bal. (WR)	3	0	3	0	1	20

WEEK 8 / THROUGH MONDAY, OCTOBER 31, 2016**NFL / LEADING SCORERS, KICKERS**

Rank	Player, Team	PAT	FG	Pct	Long	Pts
1)	Bryant, Atl.	27/27	17/18	.944	53	78
2)	Vinatieri, Ind.	20/20	18/18	1.000	54	74
3)	Lambo, S.D.	22/24	17/19	.895	47	73
4)	Hopkins, Was.	18/19	18/22	.818	50	72
5)	Sturgis, Phi.	16/17	17/18	.944	55	67
6)	McManus, Den.	18/19	16/18	.889	46	66
7)	Novak, Hou.	11/12	18/21	.857	53	65
8)	Tucker, Bal.	9/ 9	18/18	1.000	53	63
9)	Bailey, Dal.	20/20	14/16	.875	56	62
10t)	Janikowski, Oak.	20/20	13/18	.722	56	59
10t)	Nugent, Cin.	17/18	14/19	.737	47	59
12)	Santos, K.C.	16/17	14/17	.824	54	58
13t)	Gostkowski, N.E.	24/26	11/14	.786	53	57
13t)	Prater, Det.	18/19	13/16	.813	50	57
15)	Crosby, G.B.	17/18	13/14	.929	46	56
16)	*Lutz, N.O.	22/22	11/15	.733	57	55
17)	Folk, NY-J	15/16	13/15	.867	48	54
18t)	Gano, Car.	17/19	12/15	.800	54	53
18t)	Hauschka, Sea.	11/13	14/16	.875	53	53
20)	Carpenter, Buf.	22/24	10/13	.769	45	52
21)	Succop, Ten.	17/19	11/13	.846	48	50
22t)	Barth, Chi.	14/14	11/14	.786	49	47
22t)	Myers, Jac.	14/14	11/13	.846	50	47
24)	Walsh, Min.	12/14	11/14	.786	50	45
25)	Catanzaro, Ariz	19/20	8/11	.727	60	43
26t)	Brown, NY-G	9/ 9	11/12	.917	48	42
26t)	Franks, Mia.	15/15	9/12	.750	41	42
26t)	Zuerlein, L.A.	12/12	10/10	1.000	54	42
29t)	Boswell, Pit.	19/19	7/10	.700	49	40
29t)	Dawson, S.F.	16/16	8/ 9	.889	48	40
29t)	Parkey, Cle.	10/10	10/13	.769	51	40
32)	*Aguayo, T.B.	13/15	7/12	.583	43	34
33)	Murray, Cle.	3/ 4	1/ 2	.500	35	6
34)	Gould, NY-G	2/ 2	1/ 1	1.000	29	5
35)	Bullock, NY-G	2/ 3	0/ 0	---	--	2

NFL / TOUCHBACKS ON KICKOFFS

Rank	Player, Team	TB
1)	Lambo, S.D.	41
2)	Bosher, Atl.	39
3)	Hopkins, Was.	35
4)	McAfee, Ind.	33
5)	Gano, Car.	30
6t)	Martin, Det.	28
6t)	McManus, Den.	28
8t)	Sturgis, Phi.	27
8t)	Succop, Ten.	27
10t)	Bailey, Dal.	26
10t)	Catanzaro, Ariz	26
12t)	*Aguayo, T.B.	25
12t)	Boswell, Pit.	25
12t)	Hauschka, Sea.	25
15t)	*Lutz, N.O.	24
15t)	Myers, Jac.	24
17)	Gostkowski, N.E.	23
18t)	Janikowski, Oak.	22
18t)	Santos, K.C.	22
20t)	Folk, NY-J	21
20t)	Zuerlein, L.A.	21
22t)	Crosby, G.B.	20
22t)	Parkey, Cle.	20
22t)	Tucker, Bal.	20
25t)	Franks, Mia.	19
25t)	Nugent, Cin.	19
27)	Walsh, Min.	16
28t)	Barth, Chi.	15
28t)	Brown, NY-G	15
30)	Pinion, S.F.	12
31)	Carpenter, Buf.	11
32)	Gay, Buf.	5
33t)	Murray, Cle.	4
33t)	Novak, Hou.	4
35t)	Bullock, NY-G	3
35t)	Dawson, S.F.	3
37)	Gould, NY-G	1

WEEK 8 / THROUGH MONDAY, OCTOBER 31, 2016**NFL / MOST YARDS FROM SCRIMMAGE**

Rank	Player, Team	Total			Rushing			Receiving		
		Yards	Att+Rec	Avg	Yards	Att	Avg	Yards	Rec	Avg
1)	D. Johnson, Ariz (RB)	1112	191	5.8	705	156	4.5	407	35	11.6
2)	Murray, Ten. (RB)	953	188	5.1	756	160	4.7	197	28	7.0
3)	*Elliott, Dal. (RB)	949	174	5.5	799	159	5.0	150	15	10.0
4)	Green, Cin. (WR)	896	59	15.2	0	0	---	896	59	15.2
5)	J. Jones, Atl. (WR)	859	43	20.0	0	0	---	859	43	20.0
6)	Ware, K.C. (RB)	824	119	6.9	511	102	5.0	313	17	18.4
7)	Gordon, S.D. (RB)	791	185	4.3	572	161	3.6	219	24	9.1
8)	Cooper, Oak. (WR)	787	52	15.1	0	0	---	787	52	15.1
9)	L. Miller, Hou. (RB)	761	175	4.3	637	153	4.2	124	22	5.6
10)	Freeman, Atl. (RB)	735	142	5.2	543	116	4.7	192	26	7.4
11)	Hilton, Ind. (WR)	709	46	15.4	0	0	---	709	46	15.4
12)	Forte, NY-J (RB)	705	177	4.0	542	157	3.5	163	20	8.2
13)	McCoy, Buf. (RB)	695	132	5.3	598	112	5.3	97	20	4.9
14)	*Howard, Chi. (RB)	682	117	5.8	505	99	5.1	177	18	9.8
15)	Crowell, Cle. (RB)	665	120	5.5	524	106	4.9	141	14	10.1
16)	M. Jones, Det. (WR)	659	37	17.8	3	1	3.0	656	36	18.2
17)	Gore, Ind. (RB)	651	148	4.4	532	126	4.2	119	22	5.4
18)	Blount, N.E. (RB)	640	167	3.8	609	161	3.8	31	6	5.2
19)	Beckham, NY-G (WR)	630	40	15.8	0	0	---	630	40	15.8
20)	Olsen, Car. (TE)	621	40	15.5	0	0	---	621	40	15.5
21)	Brown, Pit. (WR)	611	50	12.2	19	2	9.5	592	48	12.3
22)	Evans, T.B. (WR)	595	44	13.5	0	0	---	595	44	13.5
23)	Landry, Mia. (WR)	590	49	12.0	18	3	6.0	572	46	12.4
24)	Bell, Pit. (RB)	589	99	5.9	344	69	5.0	245	30	8.2
25)	Ajayi, Mia. (RB)	584	92	6.3	535	84	6.4	49	8	6.1
26)	Jeffery, Chi. (WR)	583	36	16.2	0	0	---	583	36	16.2
27t)	Bernard, Cin. (RB)	576	108	5.3	299	77	3.9	277	31	8.9
27t)	Hill, Cin. (RB)	576	111	5.2	515	104	5.0	61	7	8.7
29)	Gurley, L.A. (RB)	571	155	3.7	403	134	3.0	168	21	8.0
30)	Crabtree, Oak. (WR)	569	47	12.1	0	0	---	569	47	12.1
31)	Sanders, Den. (WR)	567	44	12.9	0	0	---	567	44	12.9
32)	C. Anderson, Den. (RB)	565	126	4.5	437	110	4.0	128	16	8.0
33)	Coleman, Atl. (RB)	564	78	7.2	234	59	4.0	330	19	17.4
34)	Fitzgerald, Ariz (WR)	559	58	9.6	5	2	2.5	554	56	9.9
35)	Pryor, Cle. (WR)	553	49	11.3	21	8	2.6	532	41	13.0
36)	Cooks, N.O. (WR)	549	39	14.1	19	3	6.3	530	36	14.7
37)	B. Marshall, NY-J (WR)	540	34	15.9	0	0	---	540	34	15.9
38)	Michael, Sea. (RB)	538	126	4.3	446	107	4.2	92	19	4.8
39t)	Britt, L.A. (WR)	535	33	16.2	0	0	---	535	33	16.2
39t)	Thomas, Den. (WR)	535	42	12.7	0	0	---	535	42	12.7
41)	Jones, Was. (RB)	533	107	5.0	460	99	4.6	73	8	9.1
42)	Ty. Williams, S.D. (WR)	530	32	16.6	0	0	---	530	32	16.6
43)	Wallace, Bal. (WR)	509	38	13.4	19	3	6.3	490	35	14.0
44t)	Benjamin, S.D. (WR)	508	39	13.0	-1	1	-1.0	509	38	13.4
44t)	D. Johnson, Cle. (RB)	508	76	6.7	211	42	5.0	297	34	8.7
46)	Enunwa, NY-J (WR)	502	36	13.9	0	0	---	502	36	13.9
47)	*Michael Thomas, N.O. (WR)	500	42	11.9	0	0	---	500	42	11.9
48)	Hyde, S.F. (RB)	495	122	4.1	429	109	3.9	66	13	5.1
49)	Riddick, Det. (RB)	494	95	5.2	227	61	3.7	267	34	7.9
50)	Ingram, N.O. (RB)	493	111	4.4	339	89	3.8	154	22	7.0

WEEK 8 / THROUGH MONDAY, OCTOBER 31, 2016**NFL / LEADERS IN FIRST DOWNS**

Rank	Player, Team	Rush	Rec	Tot
1)	D. Johnson, Ariz (RB)	37	16	53
2)	Murray, Ten. (RB)	38	11	49
3)	*Elliott, Dal. (RB)	43	5	48
4)	Gordon, S.D. (RB)	35	11	46
5)	Freeman, Atl. (RB)	31	10	41
6)	Green, Cin. (WR)	0	38	38
7)	Evans, T.B. (WR)	0	37	37
8t)	Gore, Ind. (RB)	30	6	36
8t)	L. Miller, Hou. (RB)	31	5	36
8t)	Ware, K.C. (RB)	25	11	36
11)	*Howard, Chi. (RB)	28	7	35
12t)	Blount, N.E. (RB)	33	1	34
12t)	Crabtree, Oak. (WR)	0	34	34
12t)	Crowell, Cle. (RB)	26	8	34
12t)	Fitzgerald, Ariz (WR)	0	34	34
12t)	J. Jones, Atl. (WR)	0	34	34
17t)	Forte, NY-J (RB)	25	7	32
17t)	Jones, Was. (RB)	28	4	32
19t)	Brown, Pit. (WR)	1	30	31
19t)	Cooper, Oak. (WR)	0	31	31
19t)	Gurley, L.A. (RB)	23	8	31
19t)	Hilton, Ind. (WR)	0	31	31
19t)	McCoy, Buf. (RB)	26	5	31
24t)	Ajayi, Mia. (RB)	27	3	30
24t)	Pryor, Cle. (WR)	2	28	30
26t)	Hopkins, Hou. (WR)	0	29	29
26t)	Jeffery, Chi. (WR)	0	29	29
26t)	Olsen, Car. (TE)	0	29	29
26t)	Sanders, Den. (WR)	0	29	29
30t)	C. Anderson, Den. (RB)	22	6	28
30t)	Michael, Sea. (RB)	25	3	28
32t)	Bernard, Cin. (RB)	14	13	27
32t)	Cobb, G.B. (WR)	4	23	27
32t)	M. Jones, Det. (WR)	0	27	27
32t)	Landry, Mia. (WR)	1	26	27
32t)	B. Marshall, NY-J (WR)	0	27	27
32t)	*Michael Thomas, N.O. (WR)	0	27	27
38t)	Beckham, NY-G (WR)	0	26	26
38t)	Hill, Cin. (RB)	23	3	26
38t)	Wallace, Bal. (WR)	1	25	26
41t)	Beasley, Dal. (WR)	0	25	25
41t)	Bell, Pit. (RB)	12	13	25
41t)	Benjamin, Car. (WR)	0	25	25
41t)	Britt, L.A. (WR)	0	25	25
41t)	Diggs, Min. (WR)	0	25	25
41t)	Garcon, Was. (WR)	0	25	25
41t)	Riddick, Det. (RB)	13	12	25
41t)	Snead, N.O. (WR)	0	25	25
49t)	Enunwa, NY-J (WR)	0	24	24
49t)	Hyde, S.F. (RB)	21	3	24
49t)	Reed, Was. (TE)	0	24	24
49t)	Thomas, Den. (WR)	0	24	24

WEEK 8 / THROUGH MONDAY, OCTOBER 31, 2016**NFL / LEADING PUNTERS**

Rank	Player, Team	No	Yards	Lg	Avg	TB	Blk	Dwn	OB	Opp Ret	In Yds	Net 20	Avg
1)	Morstead, N.O.	26	1313	66	50.5	3	0	5	4	13	101	10	44.3
2)	McAfee, Ind.	33	1659	74	50.3	7	0	3	6	12	124	11	42.3
3)	Lee, Car.	29	1444	76	49.8	3	0	7	1	12	190	15	41.2
4)	Martin, Det.	29	1431	63	49.3	1	0	2	2	16	99	11	45.2
5)	King, Oak.	40	1961	72	49.0	3	0	7	7	17	221	19	42.0
6)	Nortman, Jac.	33	1611	78	48.8	3	0	10	1	14	103	10	43.9
7)	Lechler, Hou.	38	1840	62	48.4	1	0	1	4	26	314	15	39.6
8)	Koch, Bal.	37	1779	68	48.1	2	0	3	7	20	293	12	39.1
9)	Wing, NY-G	34	1633	63	48.0	5	0	5	5	14	148	9	40.7
10)	C. Jones, Dal.	22	1042	63	47.4	3	0	1	3	10	124	8	39.0
11)	Bosher, Atl.	24	1125	68	46.9	1	0	3	0	10	114	13	41.3
12)	Anger, T.B.	38	1772	59	46.6	3	0	2	3	14	92	16	42.6
13)	*Dixon, Den.	39	1818	68	46.6	3	0	6	2	17	113	12	42.2
14)	Darr, Mia.	37	1713	66	46.3	3	0	3	3	15	146	13	40.7
15)	Colquitt, Cle.	39	1794	65	46.0	2	0	3	3	18	154	11	41.0
16)	Berry, Pit.	30	1374	63	45.8	1	0	4	5	13	126	13	40.9
17)	Pinion, S.F.	43	1964	65	45.7	2	0	5	1	20	217	13	39.7
18)	Kern, Ten.	37	1684	71	45.5	2	0	5	1	19	274	17	37.0
19)	Hekker, L.A.	38	1726	64	45.4	0	0	3	4	14	75	22	43.4
20)	Huber, Cin.	37	1676	61	45.3	4	0	4	3	19	165	11	38.7
21)	D. Jones, Phi.	33	1491	72	45.2	4	0	7	1	9	109	11	39.5
22)	Ryan, Sea.	37	1657	58	44.8	3	0	5	2	15	111	13	40.2
23)	Colquitt, K.C.	33	1469	60	44.5	4	0	4	2	14	64	15	40.2
24)	Way, Was.	23	1017	61	44.2	4	0	3	3	11	81	9	37.2
25)	*Kaser, S.D.	29	1277	62	44.0	2	0	3	3	15	88	9	39.6
26)	Allen, N.E.	35	1540	57	44.0	2	0	7	3	10	65	13	41.0
27)	Locke, Min.	39	1710	71	43.8	3	0	11	0	11	89	18	40.0
28)	Schmidt, Buf.	38	1647	58	43.3	2	0	4	11	17	78	13	40.2
29)	O'Donnell, Chi.	37	1602	53	43.3	2	0	2	2	12	176	14	37.5
30)	*Edwards, NY-J	37	1598	57	43.2	2	0	6	5	17	158	13	37.8
31)	Schum, G.B.	20	862	58	43.1	1	0	2	5	6	64	3	38.9
32)	Quigley, Ariz	30	1239	55	41.3	2	1	5	1	6	47	13	37.2

NFL / LEADING PUNTERS, NET AVERAGE

Rank	Player, Team	No	Yards	Lg	Avg	TB	Blk	Dwn	OB	Opp Ret	In Yds	Net 20	Avg
1)	Martin, Det.	29	1431	63	49.3	1	0	2	2	16	99	11	45.2
2)	Morstead, N.O.	26	1313	66	50.5	3	0	5	4	13	101	10	44.3
3)	Nortman, Jac.	33	1611	78	48.8	3	0	10	1	14	103	10	43.9
4)	Hekker, L.A.	38	1726	64	45.4	0	0	3	4	14	75	22	43.4
5)	Anger, T.B.	38	1772	59	46.6	3	0	2	3	14	92	16	42.6
6)	McAfee, Ind.	33	1659	74	50.3	7	0	3	6	12	124	11	42.3
7)	*Dixon, Den.	39	1818	68	46.6	3	0	6	2	17	113	12	42.2
8)	King, Oak.	40	1961	72	49.0	3	0	7	7	17	221	19	42.0
9)	Bosher, Atl.	24	1125	68	46.9	1	0	3	0	10	114	13	41.3
10)	Lee, Car.	29	1444	76	49.8	3	0	7	1	12	190	15	41.2
11)	Colquitt, Cle.	39	1794	65	46.0	2	0	3	3	18	154	11	41.0
12)	Allen, N.E.	35	1540	57	44.0	2	0	7	3	10	65	13	41.0
13)	Berry, Pit.	30	1374	63	45.8	1	0	4	5	13	126	13	40.9
14)	Wing, NY-G	34	1633	63	48.0	5	0	5	5	14	148	9	40.7
15)	Darr, Mia.	37	1713	66	46.3	3	0	3	3	15	146	13	40.7
16)	Schmidt, Buf.	38	1647	58	43.3	2	0	4	11	17	78	13	40.2
17)	Ryan, Sea.	37	1657	58	44.8	3	0	5	2	15	111	13	40.2
18)	Colquitt, K.C.	33	1469	60	44.5	4	0	4	2	14	64	15	40.2
19)	Locke, Min.	39	1710	71	43.8	3	0	11	0	11	89	18	40.0
20)	Pinion, S.F.	43	1964	65	45.7	2	0	5	1	20	217	13	39.7
21)	Lechler, Hou.	38	1840	62	48.4	1	0	1	4	26	314	15	39.6
22)	*Kaser, S.D.	29	1277	62	44.0	2	0	3	3	15	88	9	39.6
23)	D. Jones, Phi.	33	1491	72	45.2	4	0	7	1	9	109	11	39.5
24)	Koch, Bal.	37	1779	68	48.1	2	0	3	7	20	293	12	39.1
25)	C. Jones, Dal.	22	1042	63	47.4	3	0	1	3	10	124	8	39.0
26)	Schum, G.B.	20	862	58	43.1	1	0	2	5	6	64	3	38.9
27)	Huber, Cin.	37	1676	61	45.3	4	0	4	3	19	165	11	38.7
28)	*Edwards, NY-J	37	1598	57	43.2	2	0	6	5	17	158	13	37.8
29)	O'Donnell, Chi.	37	1602	53	43.3	2	0	2	2	12	176	14	37.5
30)	Way, Was.	23	1017	61	44.2	4	0	3	3	11	81	9	37.2
31)	Quigley, Ariz	30	1239	55	41.3	2	1	5	1	6	47	13	37.2
32)	Kern, Ten.	37	1684	71	45.5	2	0	5	1	19	274	17	37.0

WEEK 8 / THROUGH MONDAY, OCTOBER 31, 2016**NFL / PUNT RETURN LEADERS**

Rank	Player, Team	Ret	FC	Yards	Avg	Long	TD
1)	Crowder, Was.	12	6	230	19.2	85t	1
2)	*Hill, K.C.	16	4	254	15.9	50	0
3)	Sherels, Min.	13	8	190	14.6	79t	2
4)	Weems, Atl.	12	10	166	13.8	73	0
5)	Roberts, Det.	11	4	147	13.4	85t	1
6)	Royal, Chi.	13	8	153	11.8	65t	1
7)	*Grant, Mia.	11	0	129	11.7	74t	1
8)	*Richard, Oak.	17	1	190	11.2	47	0
9)	Lockett, Sea.	14	13	153	10.9	62	0
10)	Norwood, Den.	15	8	156	10.4	17	0
11)	Tate, Buf.	13	7	132	10.2	31	0
12)	Sproles, Phi.	12	6	121	10.1	40	0
13)	Humphries, T.B.	14	13	133	9.5	25	0
14)	Austin, L.A.	16	9	144	9.0	47	0
15)	*Ervin, Hou.	19	17	157	8.3	18	0
16)	Whitehead, Dal.	10	2	80	8.0	14	0
17)	Greene, Jac.	15	2	106	7.1	42	0
18)	Mariani, Ten.	18	8	126	7.0	17	0
19t)	Jo. Brown, Ariz	11	10	70	6.4	19	0
19t)	Harris, NY-G	11	6	70	6.4	17	0
21)	Hester, Bal.	12	8	74	6.2	20	0
22)	Ginn, Car.	16	11	94	5.9	16	0
23)	*Erickson, Cin.	11	11	64	5.8	15	0

NFL / KICKOFF RETURN LEADERS

Rank	Player, Team	Ret	Yards	Avg	Long	TD
1)	Hester, Bal.	9	259	28.8	60	0
2)	Harris, NY-G	9	258	28.7	44	0
3)	Patterson, Min.	9	245	27.2	61	0
4)	Cunningham, L.A.	9	230	25.6	44	0
5)	Lockett, Sea.	10	251	25.1	37	0
6)	*J. Marshall, NY-J	12	292	24.3	65	0
7)	*Grant, Mia.	9	218	24.2	45	0
8)	*Hill, K.C.	9	209	23.2	33	0
9)	Tate, Buf.	12	276	23.0	45	0
10)	Mariani, Ten.	12	275	22.9	33	0
11)	Roberts, Det.	17	382	22.5	42	0
12)	Weems, Atl.	10	223	22.3	42	0
13)	*Ervin, Hou.	11	240	21.8	33	0
14)	C. Grant, Jac.	12	256	21.3	32	0
15)	Ginn, Car.	16	335	20.9	59	0
16)	Thompson, Chi.	15	304	20.3	32	0

WEEK 8 / THROUGH MONDAY, OCTOBER 31, 2016**NFL / LEADERS IN INTERCEPTIONS**

Rank	Player, Team	Int	Yards	Avg	Long	TD
1)	Peters, K.C.	5	47	9.4	28	0
2)	Hayward, S.D.	4	74	18.5	31	1
3t)	Cooper, Ariz	3	95	31.7	60t	1
3t)	Talib, Den.	3	86	28.7	46t	1
3t)	Mosley, Bal.	3	12	4.0	12	0
3t)	McLeod, Phi.	3	5	1.7	5	0
7t)	*D. Jones, Atl.	2	132	66.0	90t	1
7t)	Collins, NY-G	2	62	31.0	44t	1
7t)	Nelson, Oak.	2	52	26.0	40	0
7t)	Gilmore, Buf.	2	48	24.0	34	0
7t)	Sorensen, K.C.	2	48	24.0	48t	1
7t)	Robey-Coleman, Buf.	2	44	22.0	41t	1
7t)	Alford, Atl.	2	34	17.0	30t	1
7t)	Collins, N.E.-Cle.	2	31	15.5	18	0
7t)	Rhodes, Min.	2	29	14.5	29	0
7t)	Porter, Chi.	2	28	14.0	25	0
7t)	S. Smith, Oak.	2	27	13.5	27	0
7t)	Jenkins, NY-G	2	26	13.0	23	0
7t)	Taylor, Cle.	2	26	13.0	29	0
7t)	Gilchrist, NY-J	2	25	12.5	25	0
7t)	Peterson, Ariz	2	25	12.5	25	0
7t)	*Young, Bal.	2	22	11.0	16	0
7t)	Sendejo, Min.	2	18	9.0	16	0
7t)	Abdul-Quddus, Mia.	2	16	8.0	9	0
7t)	Church, Dal.	2	14	7.0	14	0
7t)	M. Williams, NY-J	2	14	7.0	14	0
7t)	Swearinger, Ariz	2	12	6.0	12	0
7t)	Haden, Cle.	2	9	4.5	9	0
7t)	Barron, L.A.	2	8	4.0	7	0
7t)	McCourty, Ten.	2	7	3.5	6	0
7t)	Sherman, Sea.	2	6	3.0	6	0
7t)	Thomas, Sea.	2	5	2.5	5	0
7t)	Waynes, Min.	2	4	2.0	4	0
7t)	Cox, Ten.	2	3	1.5	3	0
7t)	Amerson, Oak.	2	0	0.0	0	0
7t)	Rodgers-Cromarti, NY-G	2	0	0.0	0	0

WEEK 8 / THROUGH MONDAY, OCTOBER 31, 2016**NFL / LEADERS IN SACKS**

Rank	Player, Team	Sacks
1)	Alexander, Buf. (LB)	9.0
2)	Miller, Den. (LB)	8.5
3t)	Avril, Sea. (DE)	7.5
3t)	Beasley, Atl. (LB)	7.5
5t)	Ford, K.C. (LB)	7.0
5t)	Kerrigan, Was. (LB)	7.0
5t)	Orakpo, Ten. (LB)	7.0
8t)	M. Golden, Ariz (LB)	6.0
8t)	Murphy, Was. (DE)	6.0
8t)	Walden, Ind. (LB)	6.0
8t)	L. Williams, NY-J (DT)	6.0
8t)	Young, Chi. (LB)	6.0
13t)	Clark, Sea. (DE)	5.5
13t)	Morgan, Ten. (LB)	5.5
13t)	Perry, G.B. (LB)	5.5
16t)	Dunlap, Cin. (DE)	5.0
16t)	Griffen, Min. (DE)	5.0
16t)	Hyder, Det. (DE)	5.0
16t)	Ingram, S.D. (LB)	5.0
16t)	Jones, Ariz (LB)	5.0
16t)	Mack, Oak. (DE)	5.0
16t)	Suggs, Bal. (LB)	5.0
23t)	Mercilus, Hou. (LB)	4.5
23t)	Wolfe, Den. (DE)	4.5
25t)	*Bosa, S.D. (DE)	4.0
25t)	Cox, Phi. (DT)	4.0
25t)	Graham, Phi. (DE)	4.0
25t)	Hicks, Chi. (DE)	4.0
25t)	Hughes, Buf. (LB)	4.0
25t)	Hunter, Min. (DE)	4.0
25t)	Jernigan, Bal. (DE)	4.0
25t)	Lotulelei, Car. (DT)	4.0
25t)	*Ngakoue, Jac. (DE)	4.0
25t)	Ray, Den. (LB)	4.0
25t)	Robison, Min. (DE)	4.0
36t)	Atkins, Cin. (DT)	3.5
36t)	Clayborn, Atl. (DE)	3.5
36t)	T. Crawford, Dal. (DE)	3.5
36t)	Fairley, N.O. (DT)	3.5
36t)	*Floyd, Chi. (LB)	3.5
36t)	Peppers, G.B. (LB)	3.5
36t)	Sheard, N.E. (DE)	3.5
36t)	Suh, Mia. (DT)	3.5
36t)	Taylor, Det. (DE)	3.5
45t)	Barwin, Phi. (DE)	3.0
45t)	Bennett, Sea. (DE)	3.0
45t)	Branch, Mia. (DE)	3.0
45t)	*Brown, S.D. (LB)	3.0
45t)	Z. Brown, Buf. (LB)	3.0
45t)	Bryant, Cle.-Det. (LB)	3.0
45t)	Casey, Ten. (DE)	3.0
45t)	Clarke, Cin. (DE)	3.0
45t)	Clowney, Hou. (DE)	3.0
45t)	Donald, L.A. (DT)	3.0
45t)	Freeney, Atl. (DE)	3.0
45t)	Heyward, Pit. (DE)	3.0
45t)	Joseph, Min. (DT)	3.0
45t)	Matthews, G.B. (LB)	3.0
45t)	McCoy, T.B. (DT)	3.0
45t)	McKinney, Hou. (LB)	3.0
45t)	*Ogbah, Cle. (LB)	3.0
45t)	*N. Spence, T.B. (DE)	3.0
45t)	Wake, Mia. (DE)	3.0

WEEK 8 / THROUGH MONDAY, OCTOBER 31, 2016**NFL / FUMBLE RECOVERIES**

Rank	Player, Team	TotRec	OffRec	DefRec
1)	*Wentz, Phi.	5	5	0
2t)	Cousins, Was.	4	4	0
2t)	Palmer, Ariz	4	4	0
4t)	Fitzpatrick, NY-J	3	3	0
4t)	Keenum, L.A.	3	3	0
4t)	Luck, Ind.	3	3	0
4t)	Sproles, Phi.	3	3	0
4t)	Taylor, Buf.	3	3	0
4t)	Watford, Ariz	3	3	0
4t)	Winston, T.B.	3	3	0
11t)	Alonso, Mia.	2	0	2
11t)	*Booker, Den.	2	2	0
11t)	P. Brown, Buf.	2	0	2
11t)	T. Crawford, Dal.	2	0	2
11t)	Cutler, Chi.	2	2	0
11t)	Dalton, Cin.	2	2	0
11t)	*Garnett, S.F.	2	2	0
11t)	Glowinski, Sea.	2	2	0
11t)	Thompson, Car.	2	0	2
11t)	Hester, Bal.	2	2	0
11t)	Hoyer, Chi.	2	2	0
11t)	Humphries, T.B.	2	2	0
11t)	Ivory, Jac.	2	2	0
11t)	D. Jackson, Ind.	2	0	2
11t)	Jefferson, Ariz	2	0	2
11t)	Jones, Ariz	2	0	2
11t)	*C. Jones, N.E.	2	2	0
11t)	Jones, Was.	2	2	0
11t)	Keo, Den.	2	0	2
11t)	*Kessler, Cle.	2	2	0
11t)	*Louis, Cle.	2	2	0
11t)	L. Miller, Hou.	2	2	0
11t)	Nelson, Oak.	2	0	2
11t)	Orr, Bal.	2	0	2
11t)	Osweiler, Hou.	2	2	0
11t)	*Prescott, Dal.	2	2	0
11t)	Rivers, S.D.	2	2	0
11t)	Roethlisberger, Pit.	2	2	0
11t)	Ryan, Sea.	2	2	0
11t)	Sendejo, Min.	2	0	2
11t)	A. Smith, K.C.	2	2	0
11t)	H. Smith, Min.	2	1	1
11t)	Thielen, Min.	2	2	0
11t)	*Michael Thomas, N.O.	2	2	0
11t)	Whitehead, Dal.	2	2	0

WEEK 8 / THROUGH MONDAY, OCTOBER 31, 2016**NFL / OFFENSIVE FUMBLE RECOVERIES**

Rank	Player, Team	Ret	Yards	Avg	Long	TD
1)	*Wentz, Phi.	5	0	0.0	0	0
2t)	Cousins, Was.	4	0	0.0	0	0
2t)	Palmer, Ariz	4	0	0.0	0	0
4t)	Fitzpatrick, NY-J	3	0	0.0	0	0
4t)	Keenum, L.A.	3	0	0.0	0	0
4t)	Sproles, Phi.	3	0	0.0	0	0
4t)	Watford, Ariz	3	0	0.0	0	0
4t)	Winston, T.B.	3	0	0.0	0	0
4t)	Luck, Ind.	3	-1	-0.3	0	0
4t)	Taylor, Buf.	3	-3	-1.0	0	0
11t)	*Michael Thomas, N.O.	2	10	5.0	10	0
11t)	*Louis, Cle.	2	1	0.5	1	0
11t)	*Booker, Den.	2	0	0.0	0	0
11t)	Cutler, Chi.	2	0	0.0	0	0
11t)	Dalton, Cin.	2	0	0.0	0	0
11t)	*Garnett, S.F.	2	0	0.0	0	0
11t)	Glowinski, Sea.	2	0	0.0	0	0
11t)	Hester, Bal.	2	0	0.0	0	0
11t)	Hoyer, Chi.	2	0	0.0	0	0
11t)	Humphries, T.B.	2	0	0.0	0	0
11t)	Ivory, Jac.	2	0	0.0	0	0
11t)	*C. Jones, N.E.	2	0	0.0	0	0
11t)	Jones, Was.	2	0	0.0	0	0
11t)	*Kessler, Cle.	2	0	0.0	0	0
11t)	L. Miller, Hou.	2	0	0.0	0	0
11t)	Osweiler, Hou.	2	0	0.0	0	0
11t)	*Prescott, Dal.	2	0	0.0	0	0
11t)	Rivers, S.D.	2	0	0.0	0	0
11t)	Roethlisberger, Pit.	2	0	0.0	0	0
11t)	Ryan, Sea.	2	0	0.0	0	0
11t)	A. Smith, K.C.	2	0	0.0	0	0
11t)	Thielen, Min.	2	0	0.0	0	0
11t)	Whitehead, Dal.	2	0	0.0	0	0

NFL / DEFENSIVE FUMBLE RECOVERIES

Rank	Player, Team	Ret	Yards	Avg	Long	TD
1t)	Thompson, Car.	2	9	4.5	9t	1
1t)	Sendejo, Min.	2	5	2.5	3	0
1t)	Alonso, Mia.	2	2	1.0	2	0
1t)	P. Brown, Buf.	2	0	0.0	0	0
1t)	T. Crawford, Dal.	2	0	0.0	0	0
1t)	D. Jackson, Ind.	2	0	0.0	0	0
1t)	Jefferson, Ariz	2	0	0.0	0	0
1t)	Jones, Ariz	2	0	0.0	0	0
1t)	Keo, Den.	2	0	0.0	0	0
1t)	Nelson, Oak.	2	0	0.0	0	0
1t)	Orr, Bal.	2	0	0.0	0	0

WEEK 8 / THROUGH MONDAY, OCTOBER 31, 2016

Team/Offense Rank (Within League)

BAL	BUF	CIN	CLE	DEN	HOU	IND	JAX	KC	MIA	NE	NYJ	OAK	PIT	SD	TEN	ARI	ATL	CAR	CHI	DAL	DET	GB	LA	MIN	NO	NYG	PHI	SF	SEA	TB	WAS	
25	24	6	15	27	29	13	26	14	18	8	22	5	11	12	9	TYds/G	10	1	7	16	4	21	20	30	31	2	19	28	32	23	17	3
29	18	8	16	25	30	19	23	17	3	6	21	5	11	15	10	TYds/P	22	1	13	9	4	12	24	28	31	7	14	26	32	20	27	2
26	2	6	10t	20	10t	22	30	18	7	9	16	8	21	24	3	RYds/G	13	14t	5	23	1	27	19	29	31	25	32	17	4	28	12	14t
25	1	11	3	23	16	14	26	17	2	24	18	6	8	27	5	RshAvg	15	10	13	9	4	21	12	31	32	28	29	20	19	30	22	7
18	31	5	20	27	30	12	15	17	24	10	23	4	8	7	26	PsYd/G	11	2	9	13	19	16	22	25	28	1	6	29	32	14	21	3
30	29	6	23	21	31	20	26	17	7	2	19	10	16	9	8	PasAvg	25	1	15	14	3	13	28	18	22	5	12	24	32	11	27	4
17	4	7	24	16	25	14	26	3	27t	1	31	6	23	20	21	%HdInt	22	12	30	10	5	11	13	32	2	15	19	9	27t	8	29	18
9	29	31	25	18	12	32	13	19	30	22	15	1	4	23	8	Sac/PP	26	24	16	7	10	20	11	21	28	3	5	17	27	6	14	2
22	24	5	20	19	28	9	16	17	30t	11t	25	13t	18	13t	11t	1D/Gm	6	4	8	23	2	15	7	30t	32	1	26	21	27	29	10	3
31	26	23	13	25	18	14	32	12	30	4	16	21	7	9	3	3D Eff	10	15	11	27	6	8	1	17	20	2	28	29	24	22	19	5
22	9t	6t	20	5	30	15t	9t	6t	32	11	15t	12t	23t	23t	28t	4D Eff	23t	8	12t	31	1t	3	23t	27	12t	4	15t	1t	19	15t	21	28t
28	14	32	22	16	12	23	27	2	7	19	24t	11	8	26	24t	PR Avg	31	4	29	9	20	6	3	18	5	10	30	15	21	13	17	1
2	22	6	30	5	27	19	21	13	15	25	4	24	16	28	23	KR Avg	20	17	14	26	8	10	12	7	9	31	3	1	29	18	32	11
8	28	20	15	13	7	2	6	23	14	26	30	5	16	25	18	GPntAv	32	11	3	29	10	4	31	19	27	1	9	21	17	22	12	24
24	16	27	11	7	21	6	3	18	15	12	28	8	13	22	31	NPntAv	32	9	10	29	25	1	26	4	19	2	14	23	20	17	5	30
26t	8	20	25	13	31	9	23t	14	21	5	28	6	12	3	17	Pts/Gm	18	1	4	32	7	16	11	30	23t	2	26t	10	22	29	19	15
1t	24	26	27t	9t	14	1t	15t	17	25	21t	13	30	31	8	15t	FG%	29	4t	20	21t	11t	19	6	1t	21t	27t	7	4t	9t	11t	32	18

Opponent/Defense Rank (Within League)

BAL	BUF	CIN	CLE	DEN	HOU	IND	JAX	KC	MIA	NE	NYJ	OAK	PIT	SD	TEN	ARI	ATL	CAR	CHI	DAL	DET	GB	LA	MIN	NO	NYG	PHI	SF	SEA	TB	WAS	
4	16	24	32	3	5	29	13	15	20t	14	19	31	27	18	10	TYds/G	1	25	20t	9	12	23	7	11	2	28	17	8	30	6	26	22
6	17	26	31	1	9	30	7	20	14	12	24	32	29	13	18	TYds/P	2	19	21	8	16	27	15	10	3	28	5	11	23	4	25	22
4	25	23	31	24	29	21	27	19	30	13	1	28	16	6	5	RYds/G	14	11	3	12	9	17	2	15	8	18	10	20	32	7	22	26
5	14	22	29	19	23	25	15	26	21	16	2	30	27	7	11	RshAvg	8	12	1	9	20	24	3	10	13	18	6	28	32	4	17	31
6	13	21	25	1	2	31	8	14	10	17	32	27t	26	24	20	PsYd/G	3	27t	30	11	18	19	16	12	4	29	22	5	7	9	23	15
11	21	24	32	1	5	27	8	15	16	12	28	31	23	14	19	PasAvg	3	18	29	10	13	25	22	9	2	30	7	4	20	6	26	17
3	11	9	13	5	28	32	29	1	27	22	17	10	31	7	15	%HdInt	4	19	6	26	24t	24t	14	23	2	30	18	8	12	16	21	20
13	1	18	24	3	11	26	22	19	14	27	25	29	32	20	10	Sac/PP	8	21	6	12	23	15	5	30	7	28	31	2	17	4	16	9
1	23	18t	28	5	3	31	24	9t	14	15t	13	25t	18t	12	6t	1D/Gm	2	32	11	15t	21t	25t	6t	21t	4	29	18t	9t	27	6t	17	30
2	16	19	31	10	3	23	30	28	1	18	17	4	14t	14t	13	3D Eff	7	25	21	9	27	32	6	22	8	20	24	12	26	11	5	29
28t	5	3t	15t	8	1	15t	15t	12t	15t	6	3t	9t	12t	24	15t	4D Eff	12t	25	26t	32	9t	15t	28t	31	2	15t	26t	11	7	15t	30	23
30	2	15	14	8	25	20	9	1	18	6	16	28	17	4	29	PR Avg	19	24	32	31	27	5	22	3	13	12	21	26	23	11	7	10
11	13	24	25	1	21	14	17	30	9	5	8	19	15	16	28	KR Avg	6	10	2	23	26	4	29	18	31	20	7	3	12	22	27	32
11	4	16	20	32	13	27t	18	15	1	7	6	23	3	14	25	GPntAv	12	31	24	30	9	21	5	19	17	27t	22	26	10	2	8	29
20	6	23	22	32	14	31	26	5	1	8	24	10	3	21	18	NPntAv	27	25	30	29	9	4	13	16	7	12	28	19	17	2	15	11
9	13	19t	30	5	11	28	26t	8	17	3	23	22	12	24	18	Pts/Gm	6	29	26t	16	7	21	15	14	1	31	10	4	32	2	25	19t
1	31	7t	3	23	30	22	32	4	5t	2	27t	15t	12	10	15t	FG%	17t	21	9	24	26	11	29	17t	13t	27t	25	13t	17t	5t	7t	17t