

BUFFALO BILLS

2016 WEEKLY RELEASE



REGULAR SEASON WEEK 9
BUFFALO BILLS @ SEATTLE SEAHAWKS

MONDAY, NOVEMBER 7, 2016 - 8:30 p.m.





REGULAR SEASON WEEK 9: BUFFALO BILLS @ SEATTLE SEAHAWKS
MONDAY, NOVEMBER 7, 2016 8:30 p.m. ESPN

BILLS TAKE ON SEAHAWKS IN PRIMETIME

The Buffalo Bills will head out to Seattle to take on the Seahawks on Monday night. Kickoff is scheduled to take place at 8:30 p.m. ET. Monday's game will mark the 13th regular season meeting between Buffalo and Seattle.

With a win over the Seahawks on Sunday, the Bills will:

- Go undefeated against the NFC for the second time since 2004. The Bills swept the NFC North in 2014.

BILLS-SEAHAWKS REGULAR SEASON SERIES

- Overall regular season record: 5-7
- Bills at Seahawks: 3-5
- Last meeting on road: 11/28/04, W 38-6
- First regular season meeting: 10/30/1977, L 17-56 @ Seattle
- Last regular season meeting: 12/16/12, L 17-50 @ Toronto

2016 SCHEDULE (4-4)

WEEK	DATE	OPPONENT	TIME/RESULT
1	9/11/16	at Baltimore Ravens	L, 7-13
2	9/15/16	NEW YORK JETS	L, 31-37
3	9/25/16	ARIZONA CARDINALS	W, 33-18
4	10/2/16	at New England Patriots	W, 16-0
5	10/9/16	at Los Angeles Rams	W, 30-19
6	10/16/16	SAN FRANCISCO 49ers	W, 45-16
7	10/23/16	at Miami Dolphins	L, 25-28
8	10/30/16	NEW ENGLAND PATRIOTS	L, 25-41
9	11/7/16	at Seattle Seahawks	8:30 p.m.
10		BYE WEEK	
11	11/20/16	at Cincinnati Bengals	1:00 p.m.
12	11/27/16	JACKSONVILLE JAGUARS	1:00 p.m.
13	12/4/16	at Oakland Raiders	4:05 p.m.
14	12/11/16	PITTSBURGH STEALERS	1:00 p.m.
15	12/18/16	CLEVELAND BROWNS	1:00 p.m.
16	12/24/16	MIAMI DOLPHINS	1:00 p.m.
17	1/1/17	at New York Jets	1:00 p.m.

BROADCAST INFO

TELEVISION: ESPN
PRODUCER: Jay Rothman
DIRECTOR: Chip Dean
PLAY-BY-PLAY: Sean McDonough
COLOR ANALYST: Jon Gruden
SIDELINE: Lisa Salters



BILLS RADIO NETWORK
PLAY-BY-PLAY: John Murphy (29th year, 13th as play-by-play)
COLOR ANALYST: Mark Kelso (11th year)
SIDELINE: Sal Capaccio (3rd year)

WESTWOOD ONE RADIO NETWORK
PLAY-BY-PLAY: Kevin Harlan
COLOR ANALYST: Kurt Warner

MEDIA SCHEDULE

TUESDAY, NOV. 1

Open Locker Room: 11:00 a.m.

WEDNESDAY, NOV. 2

No Media Availability

THURSDAY, NOV. 3

Coach Ryan Available: 11:35 a.m.
 Practice: 12:00 p.m. (Stretch & Individual Only)
 Open Locker Room: Post-Practice
 Seattle HC Pete Carroll Conference Call: 1:30 p.m. ET
 Seattle Player Conference Call: 3:20 p.m. ET

FRIDAY, NOV. 4

Practice: 11:45 a.m. (Stretch & Individual Only)
 Coach Ryan Available: Post-Practice
 Open Locker Room: Post-Practice
 Assistant Coaches Available Upon Request

SATURDAY, NOV. 5

Practice: 10:40 a.m. (Stretch & Individual Only)
 Coach Ryan Available: Post-Practice
 Open Locker Room: Post-Practice

SUNDAY, NOV. 6

No Media Availability

MONDAY, NOV. 7

8:30 p.m. Bills @ Seahawks @ CenturyLink Field

Scott Berchtold - Senior Vice President/Communications
 scott.berchtold@bills.nfl.net :: 716-312-8701

Kevin Kearns - Manager of Media Relations
 kevin.kearns@bills.nfl.net :: 716-312-8704

Kristy Boncal - Alumni & Media Coordinator
 kristy.boncal@bills.nfl.net :: 716-312-8620

Chris Jenkins - Executive Director of Media Relations
 chris.jenkins@bills.nfl.net :: 716-312-8702

Chris Fanelli - Coordinator of Media Relations
 chris.fanelli@bills.nfl.net :: 716-312-8717

BILLS 2016 REGULAR SEASON STATISTICS

2016 DEFENSIVE STATS

DEFENSIVE TACKLES

PLAYER	Solo	Assist	TFL	TOTAL
Z. Brown	59	28	8	87
P. Brown	40	24	3	64
R. Darby	34	2	1	36
C. Graham	24	6	1	30
L. Alexander	25	5	7	30
K. Williams	20	9	6	29
J. Hughes	18	8	5	26
S. Gilmore	23	3	0	26
R. Blanton	17	5	0	22
A. Williams	13	7	1	20
L. Douzable	10	10	3	20
N. Robey-Coleman	11	2	1	13
A. Washington	9	4	3	13
C. Bryant	5	6	0	11
C. White	9	1	0	10
L. McCray	4	6	0	10
J. Worthy	3	4	1	7
B. Spikes	3	3	0	6
K. Seymour	4	0	0	4
D. Williams	4	0	0	4
J. Meeks	1	3	0	4
S. Lawson	2	2	1	4
M. Dareus	4	0	2	4
R. Humber	2	0	0	2
TOTAL	344	138	43	482

FUMBLE RECOVERIES

P. Brown	2
N. Robey-Coleman	1
A. Williams	1
C. Graham	1
TOTAL	5

PASSES DEFENSED

R. Darby	8
S. Gilmore	7
C. Graham	6
A. Williams	5
N. Robey-Coleman	4
J. Hughes	3
L. Alexander	2
C. White	1
D. Williams	1
A. Washington	1
J. Meeks	1
TOTAL	39

SACKS

L. Alexander	9.0
J. Hughes	4.0
Z. Brown	3.0
K. Williams	2.5
A. Washington	2.0
L. Douzable	1.5
C. Graham	1.0
P. Brown	1.0
M. Dareus	1.0
S. Lawson	1.0
TOTAL	26.0

INTERCEPTIONS

S. Gilmore	2
N. Robey-Coleman	2
C. Graham	1
C. White	1
TOTAL	6

FUMBLES FORCED

L. Alexander	3
Z. Brown	2
P. Brown	1
J. Hughes	1
L. McCray	1
TOTAL	8

DEFENSIVE TOUCHDOWNS

N. Robey-Coleman	2
A. Williams	1
TOTAL	3

SPECIAL TEAMS TACKLES

PLAYER	Solo	Assist	TOTAL
R. Blanton	8	0	8
R. Humber	5	1	6
L. Alexander	3	3	6
J. Meeks	5	0	5
K. Seymour	5	0	5
N. Robey-Coleman	4	0	4
M. Gillislee	3	0	3
G. Sanborn	0	2	2
C. Anderson	2	0	2
C. Graham	2	0	2
P. Brown	2	0	2
L. McCray	2	0	2
C. White	1	0	1
W. Powell	1	0	1
TOTAL	43	6	49

2016 AFC EAST STANDINGS

TEAM	W	L	HOME	ROAD	PF	PA
New England	7	1	3-1	4-0	217	132
Buffalo	4	4	2-2	2-2	212	172
Miami	3	4	3-1	0-3	146	159
New York	3	5	1-2	2-3	150	208

BILLS 2016 RANKINGS

OFFENSE

Category	Total	AFC Rank	NFL Rank
Total Yards/Game	333.5	12th	24th
Points Per Game	26.5	4th	8th
Passing Yards/Game	179.4	16th	31st
Passing Yards/Attempt	6.49	14th	29th
Interceptions	2	T-2nd	T-3rd
Rushing Yards/Game	154.1	1st	2nd
Rushing Yards/Play	5.46	1st	1st
Times Sacked	19	11th	T-24th
1st Downs/Game	19.0	13th	24th
3rd Down Efficiency	35.3%	13th	26th
4th Down Efficiency	62.5%	T-4th	T-9th
Time of Possession	27:51	14th	28th
Punt Return Average	10.2	6th	14th
Kick Return Average	20.9	10th	22nd
Net Punt Average	40.2	9th	16th
Field Goal Percentage	77%	11th	24th

DEFENSE

Category	Total	AFC Rank	NFL Rank
Total Yards/Game	360.3	8th	16th
Points Per Game	21.5	7th	13th
Passing Yards/Game	241.9	6th	13th
Passing Yards/Attempt	8.02	5th	21st
Interceptions	6	T-7th	T-10th
Rushing Yards/Game	118.4	11th	25th
Rushing Yards/Play	4.14	5th	14th
Sacks	26	T-1st	T-1st
1st Downs/Game	21.5	12th	23rd
3rd Down Efficiency	39%	9th	16th
4th Down Efficiency	22.2%	4th	5th
Time of Possession	32:08	14th	28th
Punt Return Average	4.6	2nd	2nd
Kick Return Average	20.5	6th	13th
Net Punt Average	37.1	4th	6th
Field Goal Percentage	94%	15th	31st

>>> THE BILLS ARE
FIRST IN THE NFL
IN RUSHING YARDS PER PLAY
THIS SEASON



LAST GAME: BILLS-PATRIOTS

REGULAR SEASON WEEK 8 - Bills 25, Patriots 41

October 30, 2016 - New Era Field - 70,442

The Buffalo Bills were defeated by the New England Patriots, 41-25, at New Era Field to fall to 4-4 at the midway point of the season.

Running back Mike Gillsilee ran for a season-high 85 rushing yards to pace a 167-yard rushing performance for the Bills, which included four rushers having a carry of over 10 yards. Quarterback Tyrod Taylor threw for 183 yards and added a career-long touchdown run of 26 yards. Wide-out Walter Powell had a career-high 59 receiving yards and RB Reggie Bush added a season-high 94 all-purpose yards for the Bills.

On the defensive side of the ball, LB Zach Brown added 11 tackles to push his season-total an NFL-high 87, 13 more than the next best tackler. Rookie Shaq Lawson added his first career sack in his first home game, LB Preston Brown contributed his first career sack, DT Marcell Dareus added a sack in his first game of the year and LB Zach Brown and DT Kyle Williams had sacks to lead the Buffalo defense.

New England was anchored by Tom Brady's 315 passing yards and four touchdowns on the day. Tight end Rob Gronkowski caught five passes for 109 yards and a touchdown, WR Chris Hogan hauled in four passes for 91 yards and a score and DE Trey Flowers chipped in a game-high two sacks for the winning side.

TEAM	1	2	3	4	Final
BILLS	3	7	7	8	25
PATRIOTS	14	10	14	3	41

TEAM	QTR.	TIME	SCORING PLAY	DRIVE	SCORE
Bills	1	11:05	D.Carpenter 23 yd. Field Goal	10-70, 3:55	0-3
Patriots	1	4:35	D.Amendola 9 yd. pass from T.Brady (S.Gostkowski kick)	14-70, 6:30	3-7
Patriots	1	1:33	C.Hogan 53 yd. pass from T.Brady (S.Gostkowski kick)	3-45, 2:08	3-14
Bills	2	6:26	M.Gillsilee 3 yd. run (D.Carpenter kick)	5-59, 2:14	10-14
Patriots	2	4:18	R.Gronkowski 53 yd. pass from T.Brady (S.Gostkowski kick)	4-79, 2:08	10-21
Patriots	2	0:00	S.Gostkowski 51 yd. Field Goal	5-28, 0:27	10-24
Patriots	3	14:00	J.Edelman 12 yd. pass from T.Brady (S.Gostkowski kick)	2-24, 1:00	10-31
Bills	3	7:57	T.Taylor 26 yd. run (D.Carpenter kick)	13-75, 6:03	17-31
Patriots	3	3:05	L.Blount 1 yd. run (S.Gostkowski kick)	12-75, 4:52	17-38
Patriots	4	7:06	S.Gostkowski 32 yd. Field Goal	13-76, 7:49	17-41
Bills	4	0:30	J.Williams 1 yd. run (E.Manuel-N.O'Leary pass)	6-66, 1:56	25-41

	BUF	NE
First Downs	25	23
Rushes-Yards	26-167	23-72
Net Passing Yards	209	285
Total Net Yards	376	357
Passing (A-C-I)	40-20-0	33-22-0
Sacked by Opp.	2-9	5-30
Punts-Average	3-43.7	3-44.7
Fumbles-Lost	2-0	1-0
Penalties	12-84	10-116
Time of Poss.	30:09	29:51

WHAT TO LOOK FOR

TEAM

- Buffalo currently has 26.0 sacks on the season. The franchise record for sacks through the first nine games is 31.0, which was done in 1981 and 1988.
- Looking to go undefeated against the NFC for the second time since 2004. Swept the NFC North in 2014.

OFFENSE

QB Tyrod Taylor

- Needs one passing touchdown to reach 30 as a Bill
- Needs 113 rushing yards to reach 1,000 as a Bill.
- Needs four completions to reach 400 for his career
- Needs 286 passing yards to reach 5,000 for his career.
- Needs two rushing touchdowns to reach 10 for his career.
- Needs 11 consecutive pass attempts without an interception to have the second longest streak in franchise history at 176. Taylor holds the franchise record with 222 consecutive passes without a pick.

RB LeSean McCoy

- Needs 44 yards from scrimmage to reach 11,000 for his career. Would be the 77th player in NFL history to reach 11,000 yards.

FB Jerome Felton

- Will play in his 125th career game.

DEFENSE

DT Marcell Dareus

- Needs half a sack to reach 32.0 for his career and move into sole possession of second place in team history for sacks by a defensive tackle.

LB Lorenzo Alexander

- Needs one sack for reach 10 for the season.
- Currently has 9.0 sacks through the first eight games of the season. The franchise record for sacks in the first nine games of the season is 11.0 by Mario Williams in 2013. Sacks became an official statistic in 1982.

CB Ronald Darby

- Needs one pass defense to reach 30 for his career. Will be the fastest Bill to reach 30 since they started tracking the stat in 2000.

LB Zach Brown

- Brown currently has 87 tackles. The franchise record for tackles in the first nine weeks of a season is 89 by Kiko Alonso in 2013. Tackles became an official statistic in 1994.

DE Leger Douzable

- Will play in his 100th career game.

LB Preston Brown

- Needs 11 tackles to reach 300 tackles for his career.

LB Jerry Hughes

- Needs one sack to reach 30 for his career as a Bill. Would be the sixth fastest to get to 30 sacks in franchise history.

SPECIAL TEAMS

KR/PR Brandon Tate

- Needs 44 kick return yards to reach 5,000 for his career. Will be the 31st player in league history with 5,000 kick return yards.



QUOTE OF THE WEEK

Bills DT Kyle Williams on the mindset heading to Seattle:

"True character will get tested now. We have to go on the road against probably the best team in the NFC. So we have to get ready for that, we are going to go back to work. We kind of got tested there at 0-2 and here we are again. So I think the guys will respond and we have to put our best foot forward."

BILLS-SEAHAWKS SERIES HIGHS

RUSHING YARDS

Bills: 147, Antowain Smith 12/23/2000 @ SEA
Seahawks: 116, Chris Warren 12/8/1996 @ SEA

RECEIVING YARDS

Bills: 138, Peerless Price 11/18/2001 @ BUF
Seahawks: 134, Steve Largent 10/30/1977 @ SEA

PASSING YARDS

Bills: 366, Doug Flutie 12/23/2000 @ SEA
Seahawks: 298, Dave Krieg 12/4/1989 @ SEA

TALE OF THE TAPE - 2016 STATS

Bills	Category	Seahawks
4-4	Record	4-2-1
212	Points Scored	131
172	Points Allowed	109
26	Touchdowns Scored	13
17	Touchdowns Allowed	10
14	Rushing TDs	6
9	Passing TDs	6
3	Return TDs	1
9	Rushing TDs Allowed	4
8	Passing TDs Allowed	5
0	Return TDs Allowed	1
19/90	Sacked/Yards Lost	12/111
10/2	Fumbles/Lost	11/3
2	Had Intercepted	3
10/13	Field Goals Made/Attempted	14/16
333.5	Average Yards Per Game	339.9
360.3	Opp. Average Yards Per Game	319.4
154.1	Average Rushing Yards Per Game	81.4
118.4	Opp. Avg. Rushing Yards Per Game	89.7
179.4	Average Passing Yards Per Game	258.4
241.9	Opp. Avg. Passing Yards Per Game	229.7
+8	Turnover Ratio	+1
27:51	Average Time of Possession	30:33
24th/2nd/31st	NFL Rank-Total Offense/Run/Pass	23rd/28th/14th
16th/25th/13th	Rank-Total Defense/Run/Pass	6th/7th/9th
BYE	Next Week	At NE

2016 BILLS/SEAHAWKS LEADERS

BILLS PASSING

Tyrod Taylor - 1480 yards
 EJ Manuel - 45 yards

SEAHAWKS

Russell Wilson - 1812 yards
 Trevone Boykin - 65 yards

RUSHING

LeSean McCoy - 598 yards
 Tyrod Taylor - 319 yards
 Mike Gillislee - 222 yards
 Jonathan Williams - 35 yards

Christine Michael - 446 yards
 Russell Wilson - 44 yards
 Thomas Rawls - 25 yards
 C.J. Prosise - 21 yards

RECEIVING

Robert Woods - 290 yards
 Charles Clay - 274 yards
 Marquise Goodwin - 258
 Walter Powell - 132 yards
 LeSean McCoy - 97 yards
 Nick O'Leary - 94 yards

Doug Baldwin - 481 yards
 Jimmy Graham - 442 yards
 Jermaine Kearse - 225 yards
 Tyler Lockett - 197 yards
 Paul Richardson - 116 yards
 C.J. Prosise - 110 yards

POINTS

Dan Carpenter - 52 points
 LeSean McCoy - 42 points
 Mike Gillislee - 24 points
 Marquise Goodwin - 18 points
 Tyrod Taylor - 18 points
 Justin Hunter - 12 points
 Nickell Robey-Coleman - 12 points
 Reggie Bush - 8 points
 Aaron Williams - 6 points
 Robert Woods - 6 points
 Greg Salas - 6 points
 Jonathan Williams - 6 points
 Nick O'Leary - 2 points

Steven Hauschka - 53 points
 Christine Michael - 36 points
 Doug Baldwin - 12 points
 C.J. Spiller - 6 points
 Jimmy Graham - 6 points
 Earl Thomas - 6 points
 Tanner McEvoy - 6 points
 Alex Collins - 6 points

INTERCEPTIONS

Stephon Gilmore - 2
 Nickell Robey-Coleman - 2
 Corey Graham - 1
 Corey White - 1

Richard Sherman - 2
 Earl Thomas - 2
 Bobby Wagner - 1

SACKS

Lorenzo Alexander - 9.0
 Jerry Hughes - 4.0
 Zach Brown - 3.0
 Kyle Williams - 2.5
 Adolphus Washington - 2.0
 Leger Douzable - 1.5

Cliff Avril - 7.5
 Frank Clark - 5.5
 Michael Bennett - 3.0
 K.J. Wright - 2.0
 Bobby Wagner - 1.0
 Jarran Reed - 1.0

TACKLES

Zach Brown - 87
 Preston Brown - 64
 Ronald Darby - 36
 Corey Graham - 30
 Lorenzo Alexander - 30
 Kyle Williams - 29

Bobby Wagner - 72
 K.J. Wright - 58
 DeShawn Sheard - 45
 Richard Sherman - 28
 Kam Chancellor - 26
 Earl Thomas - 24

FORMER BILLS / SEAHAWKS

- Bills C **Patrick Lewis** played on the Seahawks from 2014-15, making 13 starts and one Super Bowl appearance in his tenure.
- Seahawks Head Coach **Pete Carroll's** first NFL coaching opportunity came in 1984 when he served as the Bills' defensive backs coach under Head Coach Kay Stephenson.
- Seahawks Assistant Offensive Line Coach **Pat Ruel** was the offensive line coach with the Bills in the 2003 season.

HOMETOWN CONNECTIONS

- Bills LB **Preston Brown**, DT **Adolphus Washington**, and C **Eric Wood** were all born in Cincinnati, OH, the same hometown of Seahawks QB **Russell Wilson**. However, Wilson played his high school football in the state of Virginia, as did Bills QBs **Tyrod Taylor** and **EJ Manuel**.
- Bills RB **Jonathan Williams** and Seahawks S **Steven Terrell** both attended Allen High School in Allen, TX, with Terrell graduating in 2009 and Williams in 2012. Terrell and Bills WR **Marquise Goodwin** played each other twice in high school, with Terrell's Allen High School sweeping Goodwin's Rowlett High School from 2006-07.
- Bills P **Colton Schmidt** and Seahawks DE **Frank Clark** are both from Bakersfield, CA. However, Clark attended Glenville High School in Cleveland, OH, playing with Bills QB **Cardale Jones** there.
- Bills RB **LeSean McCoy** and Seahawks OT **Garry Gilliam** are both from Harrisburg, PA.
- Bills QB **Cardale Jones** and Seahawks S **Tyvis Powell** are both from Cleveland, OH, both attended Ohio State and both entered the 2016 NFL Draft.
- Bills WR **Robert Woods** and Seahawks WR **Paul Richardson** both attended Junipero Serra High School in Gardena, CA, with Richardson transferring in for his senior season. The pair accounted for all the team's touchdowns in the 2009 CIF Division III State Championship Game, with Woods catching eight passes for 180 yards and two scores and Richardson adding a touchdown reception to lift the Serra over Kentfield Martin Catholic, 24-20, to cap an undefeated season.

BILLS

PRO CONNECTIONS

- Bills Offensive Coordinator **Anthony Lynn** and Defensive Backs Coach **Tim McDonald** played under Seahawks Head Coach **Pete Carroll** on the San Francisco 49ers from 1995-96, with Carroll serving as the 49ers defensive coordinator. Seahawks Defensive Line Coach **Dwaine Board** held the same position with the 49ers during the same period.
- Bills LB **Lorenzo Alexander** played with Seahawks OG **J'Marcus Webb**, DB **Neiko Thorpe** and LB **Dewey McDonald** in Oakland during the 2015 season. Webb also played with Bills CB **Corey Graham** on the Bears from 2010-11 and with Bills FB **Jerome Felton** on the Vikings from 2013-14. Graham and Seahawks Assistant Defensive Backs Coach **Ricky Manning Jr.** shared the defensive backfield in Chicago during the 2007 season.
- Bills CB **Corey White**, LB **Ramon Humber**, Assistant Head Coach/Defense **Rob Ryan**, Seahawks TE **Jimmy Graham** and Defensive Backs Coach **Andre Curtis** were all part of the Saints organization during the 2014 season.
- Bills G **Richie Incognito**, K **Dan Carpenter**, TE **Charles Clay**, K **Dan Carpenter** and RB **Reggie Bush** played with Seahawks S **Kelcie McCray** and T **Tony McDaniel** on the Dolphins in 2012.
- Bills Assistant HC/Defense **Rob Ryan** was Seahawks DT **Ahtyba Rubin's** defensive coordinator on the Cleveland Browns from 2009-10.
- Bills Assistant Defensive Backs Coach **Ed Reed** was teammates with Seattle K **Steven Hauschka** from 2008-09 in Baltimore. Bills Head Coach **Rex Ryan** served as the Ravens defensive coordinator during Hauschka's first season.

COLLEGE CONNECTIONS

- Bills K **Dan Carpenter** and Seahawks LB **Brock Coyle** both attended school at Montana.
- Bills QB **Tyrod Taylor** and Seahawks SS **Kam Chancellor** were teammates at Virginia Tech from 2007-09, winning a pair of ACC Championships together.
- Bills RB **Reggie Bush**, WR **Robert Woods**, CB **Nickell Robey-Coleman** and CB **Kevon Seymour** all played for the USC Trojans. Seahawks HC **Pete Carroll** held the same position at USC from 2001-09 and Seahawks DC **Kris Richard**, WR coach **Dave Canales**, Strength and Conditioning Coach **Chris Carlisle**, Assistant Offensive Line Coach **Brennan Carroll**, Assistant Head Coach/Defense **Rocky Seto** and QB Coach **Carl Smith** all coached at USC. Seahawks Assistant Linebackers Coach **Lofa Tatupu** was teammates with Bush at USC from 2003-04.
- Seahawks Defensive Line Coach **Travis Jones** served as Bills DT **Kyle Williams'** defensive line coach at LSU from 2003-04.
- Bills Quarterbacks Coach **David Lee** was Seahawks T **Bradley Sowell's** offensive coordinator at Ole Miss in 2011.
- Bills RB **Jonathan Williams** shared the backfield with Seahawks RB **Alex Collins** at Arkansas from 2013-15. Both were selected in the fifth round of the 2016 NFL Draft.



BILLS - PROJECTED STARTERS

OFFENSE

WR ROBERT WOODS - Leads the team with 29 catches for 290 yards and one touchdown on the season.

LT CORDY GLENN - Has started 67 games in his first five seasons.

LG RICHIE INCOGNITO - Was elected to the Pro Bowl in 2015 and has started in all 126 games he's appeared in during his NFL career.

C ERIC WOOD - Has started all 103 games he has played in for Buffalo. Was selected to his first Pro Bowl in 2015.

RG JOHN MILLER - Has started in all 20 games he's appeared in so far in Buffalo.

RT JORDAN MILLS - Has played in 47 games with 42 starts during his NFL career.

TE CHARLES CLAY - Has 26 receptions for 274 yards this season.

WR MARQUISE GOODWIN - Has 12 catches for 258 yards and three touchdowns this season. Missed the last game with an injury.

QB TYROD TAYLOR - Has completed 135 of 230 passes for 1,480 yards, nine touchdowns and two interceptions this season. Also has added 319 yards and three touchdowns on the ground. Threw for 3,035 yards, 20 touchdowns and 6 interceptions, added another 568 yards rushing and four touchdowns in 2015 on the way to his first Pro Bowl appearance.

RB LESEAN MCCOY - Has totaled 598 yards and six touchdowns on 112 carries this season. Also has 20 catches for 97 yards and a touchdown. A four-time Pro Bowler who rushed for 895 yards and three touchdowns, adding 292 yards receiving and two touchdowns in 2015. Missed last game with an injury.

FB JEROME FELTON - Has played in 23 games for the Bills and has helped block for the number one rushing offense in the NFL in the past two seasons.

KEY RESERVES

RB MIKE GILLISLEE - Has 34 rush attempts for 222 yards and three touchdowns on the season and has six receptions for 36 yards and a touchdown.

WR WALT POWELL - Has 12 receptions for 132 yards this season.

WR BRANDON TATE - Has totaled 276 yards on 12 kick returns and 132 yards on 13 punt returns this year.

WR JUSTIN HUNTER - Has five catches for 66 yards and two touchdowns this season.

DEFENSE

DT KYLE WILLIAMS - Has 29 tackles, 2.5 sacks, six tackles for a loss and nine QB hits this season. Has started 139-of-144 games and earned four-time Pro Bowl honors (2010, 2012, 2013, and 2014).

NT MARCELL DAREUS - Made his season debut against the Patriots and recorded four tackles, one sack, one QB hit and two tackles for a loss.

DE CORBIN BRYANT - Has recorded 11 tackles so far this season.

LB JERRY HUGHES - Has totaled 26 tackles, four sacks, one forced fumble and three passes defended on the season. Also has five tackles for a loss and eight QB hits.

LB ZACH BROWN - Currently leads the league with 87 tackles on the season. He also has three sacks, two forced fumbles, five QB hits and eight tackles for a loss.

LB PRESTON BROWN - Has totaled 64 tackles, one sack, three tackles for a loss, two quarterback hits, one forced fumble and two fumble recoveries so far this season.

LB LORENZO ALEXANDER - Has totaled 30 tackles, a league-high 9.0 sacks, seven tackles for a loss, 12 QB hits, two passes defended and three forced fumbles on the year.

CB RONALD DARBY - Has recorded 36 tackles, one QB hit, one tackle for a loss and eight passes defended this season.

CB STEPHON GILMORE - Has totaled 26 tackles, two interceptions and seven passes defended this season.

S COREY GRAHAM - Has 30 tackles, one sack, one tackle for a loss, one QB hit, one interception and six passes defended.

S AARON WILLIAMS - Has 20 tackles, one tackle for a loss, five passes defended and one fumble recovery that he returned for a touchdown so far this year. Missed the last game with an injury.

KEY RESERVES

CB NICKELL ROBEY-COLEMAN - Has 13 tackles, one fumble recovery, four passes defended, two interceptions, one tackle for a loss, one forced fumble and two touchdowns this season.

S ROBERT BLANTON - Has 22 tackles so far this season.

DE ADOLPHUS WASHINGTON - Has totaled 13 tackles, two sacks, one pass defended, two QB hits and three tackles for a loss so far in his rookie season.

DT JEREL WORTHY - Has seven tackles and one tackle for a loss this season.

DT LEGER DOUZABLE - Has totaled 20 tackles, 1.5 sacks, three tackles for a loss and seven QB hits this season.

LB SHAQ LAWSON - Has four tackles, one sack, two QB hits and one tackle for a loss in his two games this season.



NEW FACES AT ONE BILLS DRIVE

LB LORENZO ALEXANDER signed with the Bills on April 12, 2016. He entered the NFL as an undrafted free agent with the Carolina Panthers. He has totaled 30 tackles, a league-high 9.0 sacks, seven tackles for a loss, 12 QB hits, two passes defensed and three forced fumbles on the year.

S ROBERT BLANTON signed with the Bills on March 18, 2016. Spent the previous four seasons with the Minnesota Vikings. Has 22 total tackles and one start so far this season.

LB ZACH BROWN signed with the Bills on April 4, 2016 after spending four seasons with the Tennessee Titans. Currently leads the league with 87 tackles on the season. Also has three sacks, two forced fumbles, five QB hits and eight tackles for a loss.

RB REGGIE BUSH signed with the Bills on August 1, 2016. He has played in 126 games with 95 starts in his career while recording 5,499 yards and 36 touchdowns on 1,281 rush attempts. He has also totaled 3,555 receiving yards and 18 touchdowns on 473 receptions in addition to returning 100 punts for 781 yards and four touchdowns.

TE GERALD CHRISTIAN joined the Bills on October 28, 2016 and has appeared in two games this season.

DE LEGER DOUZABLE joined the Bills on June 13, 2016 as a free agent. Originally entered the league with the Minnesota Vikings as an undrafted free agent after the 2008 NFL Draft. Has totaled 20 tackles, 1.5 sacks, three tackles for a loss and six QB hits this season.

LB RAMON HUMBER signed with the Bills on August 31, 2016. Humber has played in 100 career games while accumulating 145 tackles, 3.5 sacks, four passes defensed, eight quarterback hits, nine tackles for loss and one forced fumble.

WR JUSTIN HUNTER signed with the Bills on September 30, 2016. Hunter has appeared in 40 games and recorded 73 receptions for 1,182 yards and 10 touchdowns in his career.

C PATRICK LEWIS was claimed by the Bills off waivers on August 31, 2016. Lewis has played in 16 games with 13 career starts along the offensive line of the Seattle Seahawks.

LB LARENTEE MCCRAY was traded to the Bills from Green Bay on August 30, 2016. McCray has played in 32 games, accumulating 28 tackles, 2.0 sacks and three quarterback hits.

CB MARCUS ROBERSON joined the Bills active roster on 10/29/16 and appeared in the last game on special teams.

LB BRANDON SPIKES signed with the Bills on August 7, 2016. He has played in 73 games with 49 starts and has totaled 344 tackles, two sacks, six forced fumbles and two interceptions.

WR BRANDON TATE signed with the Bills on September 6, 2016. He has played in 106 games with 19 starts in his career, accumulating 59 receptions for 918 yards and six touchdowns.

CB COREY WHITE signed with the Bills as a free agent on April 4, 2016. Originally entered the league as a fifth round (162nd overall) pick in the 2012 NFL Draft by the New Orleans Saints. Has 10 tackles, one interception and one pass defensed this season.

2016 NFL DRAFT SELECTIONS

LB SHAQ LAWSON

Has four tackles and 1.0 sack through two career games. The Bills selected Lawson with the 19th overall pick of the 2016 NFL Draft. A 6-3, 267-pound Clemson product, Lawson finished his time with the Tigers as one of the school's all-time most prolific defenders. The Central, South Carolina native recorded 167 tackles, 46.5 tackles for a loss, 20 sacks, 29 quarterback pressures and two caused fumbles in 41 games played throughout his three collegiate seasons. A consensus first-team All-American in 2015, Lawson's 25.5 tackles for loss led the nation.

DE ADOLPHUS WASHINGTON

Has totaled 13 tackles, two sacks, one pass defensed, two QB hits and two tackles for a loss so far in his rookie season. Selected in the third round (80th overall) of the 2016 NFL Draft. A native of Cincinnati, Ohio, Washington joins the Bills after spending the past four years as a pillar of the Ohio State defensive line. The 6-3, 301-pound defensive tackle started 31-of-49 career games played for the Buckeyes, totaling 142 tackles, 25 tackles for a loss, 13.5 sacks, three forced fumbles and seven quarterback hits. Washington earned Sporting News first-team All-American honors in 2015 after notching a personal-best 49 tackles as a senior with seven tackles for loss and four sacks.

QB CARDALE JONES

Drafted by the Bills in the fourth-round (139th overall) of the 2016 NFL Draft. The signal caller for Ohio State's 2014 National Championship, Jones comes to Buffalo after recording a perfect 11-0 record as the Buckeyes starting quarterback. The 6-5, 253-pound Cleveland, Ohio native threw for 2,323 yards with 15 touchdowns, seven interceptions and a 61.9 completion percentage throughout his collegiate career. In 2015 as a redshirt junior, Jones started eight of the 10 games he appeared in while completing 110 of his 176 pass attempts for 1,460 yards, eight touchdowns and five interceptions.

RB JONATHAN WILLIAMS

Has 13 carries for 35 yards and one touchdown this season. Selected in the fifth round (156th overall) of the 2016 NFL Draft. A 6-0, 223-pound Arkansas product, Williams joins the Bills after four seasons with the Razorbacks. The Allen, Texas native played in 36 games with 24 starts in his collegiate career while racking up 2,321 yards and 16 touchdowns on 406 rush attempts in addition to recording 345 yards and six touchdowns on 26 receptions. Williams was forced to miss the 2015 season due to injury, but in 2014 the running back earned second-team All-SEC honors after carrying the rock 211 times for 1,190 yards and 12 touchdowns—including a four-touchdown performance versus Texas Tech.

CB KEVON SEYMOUR

Has four defensive and five special teams tackles so far in his rookie season. Drafted by the Bills in the sixth round (218th overall) of the 2016 NFL Draft. Seymour, a 6-foot-0, 185-pounder, is a native of Pasadena, Calif. During four seasons with the Trojans, he registered 126 tackles, 19 passes defensed, on fumble recovery and three interceptions. He led USC as a junior in 2014 with 13 passes defensed.

POSITION-BY-POSITION BREAKDOWN

QUARTERBACKS (3)

No	Name	Pos	HT	WT	Exp	College
3	EJ Manuel	QB	6'4	237	4	Florida State
5	Tyrod Taylor	QB	6'1	215	6	Virginia Tech
7	Cardale Jones	QB	6'5	250	R	Ohio State

EJ MANUEL finished his third pro season starting two games and throwing for 561 yards on 52-of-84 passing with three touchdowns and three interceptions...**TYROD TAYLOR** has completed 135 of 230 passes for 1,480 yards, nine touchdowns and two interceptions this season. Also has added 319 yards and three touchdowns on the ground. Threw for 3,035 yards, 20 touchdowns and 6 interceptions, added another 568 yards rushing and four touchdowns in 2015 on the way to his first Pro Bowl appearance...**CARDALE JONES** was drafted by the Bills in the fourth round (139th overall) in the 2016 NFL Draft. He played three years at Ohio State appearing in 23 games and went 11-0 as a starter.



RUNNING BACKS (5)

No	Name	Pos	HT	WT	Exp	College
22	Reggie Bush	RB	6'0	201	11	Southern California
25	LeSean McCoy	RB	5'11	208	8	Pittsburgh
31	Jonathan Williams	RB	6'0	223	R	Arkansas
35	Mike Gillislee	RB	5'11	219	3	Florida
42	Jerome Felton	FB	6'0	248	9	Furman

REGGIE BUSH has three receptions for 47 yards, nine rushes for -2 yards and a touchdown and four returns for 90 yards...**LESEAN MCCOY** has totaled 598 yards and six touchdowns on 112 carries this season. Also has 20 catches for 97 yards and a touchdown. A four-time Pro Bowler who rushed for 895 yards and three touchdowns, adding 292 yards receiving and two touchdowns in 2015. He missed the last game with an injury...**JONATHAN WILLIAMS** has 13 carries for 35 yards and one touchdown this season. He was drafted by the Bills in the fifth round (156th overall) in the 2016 NFL Draft. The former Arkansas Razorback missed his senior season with a foot injury. In his three years in college, he managed to rush for 2,321 yards and 16 touchdowns, while adding another 345 yards and six touchdowns receiving...**MIKE GILLISLEE** has 34 rush attempts for 222 yards and three touchdowns on the season and has six receptions for 36 yards and a touchdown...**JEROME FELTON** has played in 23 games for the Bills and has helped block for the number one rushing offense in the NFL in the past two seasons.



POSITION-BY-POSITION BREAKDOWN

WIDE RECEIVERS (5)

No	Name	Pos	HT	WT	Exp	College
10	Robert Woods	WR	6'0	190	4	Southern California
15	Brandon Tate	WR	6'1	195	8	North Carolina
17	Justin Hunter	WR	6'4	203	4	Tennessee
19	Walt Powell	WR	6'0	189	2	Murray State
88	Marquise Goodwin	WR	5'9	179	4	Texas

ROBERT WOODS leads the team with 29 catches for 290 yards and one touchdown on the season...**BRANDON TATE** has caught four passes for 48 yards and totaled 276 yards on 12 kick returns and 132 yards on 13 punt returns this year...**JUSTIN HUNTER** has five catches for 66 yards and two touchdowns this season...**WALT POWELL** has 12 receptions for 132 yards this season...**MARQUISE GOODWIN** has 12 catches for 258 yards and three touchdowns this season. He missed the last game with an injury.



TIGHT ENDS (3)

No	Name	Pos	HT	WT	Exp	College
84	Nick O'Leary	TE	6'3	252	1	Florida State
85	Charles Clay	TE	6'3	255	6	Tulsa
87	Gerald Christian	TE	6'3	250	1	Louisville

NICK O'LEARY has seven catches for 94 yards this season...
CHARLES CLAY has 26 receptions for 274 yards this season...
GERALD CHRISTIAN has appeared in two games this season.



POSITION-BY-POSITION BREAKDOWN

OFFENSIVE LINE (9)

No	Name	Pos	HT	WT	Exp	College
64	Richie Incognito	G	6'3	319	10	Nebraska
66	Seantrel Henderson	T	6'7	331	3	Miami
67	Patrick Lewis	C	6'1	311	4	Texas A&M
70	Eric Wood	C	6'4	310	8	Louisville
71	Cyrus Kouandjio	T	6'7	332	3	Alabama
72	Ryan Groy	G	6'5	320	3	Wisconsin
76	John Miller	G	6'2	312	2	Louisville
77	Cordy Glenn	T	6'6	345	5	Georgia
79	Jordan Mills	T	6'5	316	4	Louisiana Tech

RICHIE INCOGNITO was elected to the Pro Bowl in 2015 and has started in all 126 games he's appeared in during his NFL career....**SEANTREL HENDERSON** has started in 26 games in his Bills career...**PATRICK LEWIS** has played in 16 games with 13 career starts along the offensive line of the Seattle Seahawks...**ERIC WOOD** has started all 103 games he has played in for Buffalo. Was selected to his first Pro Bowl in 2015...**CYRUS KOUANDJIO** has played in 18 games in his career with the Bills...**RYAN GROU** has appeared in 15 games in his career, starting in three games...**JOHN MILLER** has started in all 20 games he's appeared in so far in Buffalo...**CORDY GLENN** has started 76 games in his first five seasons...**JORDAN MILLS** has played in 47 games with 42 starts during his NFL career.



DEFENSIVE LINE (6)

No	Name	Pos	HT	WT	Exp	College
91	Leger Douzable	DE	6'4	284	7	Central Florida
92	Adolphus Washington	DT	6'4	295	R	Ohio State
94	Jerel Worthy	DE	6'2	308	3	Michigan State
95	Kyle Williams	DT	6'1	303	11	LSU
97	Corbin Bryant	DT	6'4	300	4	Northwestern
99	Marcell Dareus	DT	6'3	331	6	Alabama

LEGER DOUZABLE has totaled 20 tackles, 1.5 sacks, three tackles for a loss and seven QB hits this season...**ADOLPHUS WASHINGTON** has totaled 13 tackles, two sacks, one pass defensed, two QB hits and three tackles for a loss so far in his rookie season...**JEREL WORTHY** has seven tackles and one tackle for a loss this season...**KYLE WILLIAMS** has 29 tackles, 2.5 sacks, six tackles for a loss and nine QB hits this season. Has started 139-of-144 games and earned four-time Pro Bowl honors (2010, 2012, 2013, and 2014)...**CORBIN BRYANT** has recorded 11 tackles so far this season...**MARCELL DAREUS** made his season debut against the Patriots and recorded four tackles, one sack, one QB hit and two tackles for a loss.



POSITION-BY-POSITION BREAKDOWN

LINEBACKERS (8)

No	Name	Pos	HT	WT	Exp	College
50	Ramon Humber	LB	5'11	235	8	North Dakota State
51	Brandon Spikes	LB	6'2	255	6	Florida
52	Preston Brown	LB	6'1	251	3	Louisville
53	Zach Brown	LB	6'1	248	5	UNC
55	Jerry Hughes	LB	6'2	254	7	TCU
56	Lerentee McCray	LB	6'3	249	4	Florida
57	Lorenzo Alexander	LB	6'1	245	10	California
90	Shaq Lawson	LB	6'3	270	R	Clemson

RAMON HUMBER has two tackles on defense and six tackles on special teams...**BRANDON SPIKES** has totaled six tackles this season...**PRESTON BROWN** has totaled 64 tackles, one sack, three tackles for a loss, two quarterback hits, one forced fumble and two fumble recoveries so far this season...**ZACH BROWN** currently leads the league with 87 tackles on the season. He also has three sacks, two forced fumbles, five QB hits and eight tackles for a loss...**JERRY HUGHES** has totaled 26 tackles, four sacks, one forced fumble and three passes defended on the season. Also has five tackles for a loss and eight QB hits...**LERENTEE MCCRAY** has 10 tackles and one forced fumble this season...**LORENZO ALEXANDER** has totaled 30 tackles, a league-high 9.0 sacks, seven tackles for a loss, 12 QB hits, two passes defended and three forced fumbles on the year...**SHAQ LAWSON** has four tackles, one sack, two QB hits and one tackle for a loss in his two games this season.

SPECIALISTS (3)

No	Name	Pos	HT	WT	Exp	College
2	Dan Carpenter	K	6'2	228	9	Montana
6	Colton Schmidt	P	5'11	224	3	California-Davis
65	Garrison Sanborn	LS	6'1	240	8	Florida State

DAN CARPENTER has hit 10 of his 13 field goal attempts this season and 22 of his 24 PATs...**COLTON SCHMIDT** has punted 38 times this season for an average of 43.3 yards per punt and has placed 13 punts inside the 20...**GARRISON SANBORN** has appeared in each of the team's 120 regular season games in his eight years with the Bills

DEFENSIVE BACKS (11)

No	Name	Pos	HT	WT	Exp	College
20	Corey Graham	S	6'0	196	10	New Hampshire
21	Nickell Robey-Coleman	CB	5'8	165	4	Southern California
23	Aaron Williams	S	6'0	199	6	Texas
24	Stephon Gilmore	CB	6'1	190	5	South Carolina
26	Robert Blanton	S	6'1	200	5	Notre Dame
27	Duke Williams	S	5'11	201	4	Nevada
28	Ronald Darby	CB	5'11	195	2	Florida State
29	Kevon Seymour	CB	6'0	185	R	Southern California
30	Corey White	CB	6'1	210	5	Samford
36	Jonathan Meeks	S	6'0	209	4	Clemson
39	Marcus Roberson	CB	6'0	191	3	Florida

COREY GRAHAM has 30 tackles, one sack, one tackle for a loss, one QB hit, one interception and six passes defended...**NICKELL ROBEY-COLEMAN** has 13 tackles, one fumble recovery, four passes defended, two interceptions, one tackle for a loss, one forced fumble and two touchdowns this season...**AARON WILLIAMS** has 20 tackles, one tackle for a loss, five passes defended and one fumble recovery that he returned for a touchdown so far this year. Missed the last game with an injury...**STEPHON GILMORE** has totaled 26 tackles, two interceptions and seven passes defended this season...**ROBERT BLANTON** has 22 tackles on the season...**DUKE WILLIAMS** has four tackles and one pass defended so far this season...**RONALD DARBY** has recorded 36 tackles, one QB hit, one tackle for a loss and eight passes defended this season...**KEVON SEYMOUR** has four tackles so far in his rookie year...**COREY WHITE** has 10 tackles, one interception and one pass defended this season...**JONATHAN MEEKS** has four tackles on defense and one fumble recovery on special teams...**MARCUS ROBERSON** has appeared in one game this season on special teams.





2016 TEAM NOTES

OFFENSE NOTES

WIN WITH THE RUN

The Bills picked up where they left off last season and are pounding the rock at a high level. After leading the NFL in rushing last season, the Bills rank second this season in rushing yards per game:

NFL RUSHING LEADERS - 2016

RK.	TEAM	RUSHING YARDS PER GAME
1.	Dallas	164.9
2.	Buffalo	154.1
3.	Tennessee	152.3
4.	San Francisco	128.6
5.	Carolina	123.9

The Bills lead the NFL in yards per carry at 5.46 yards per carry and in rushing touchdowns with 14:

NFL RUSHING LEADERS - 2016

RK.	TEAM	RUSHING YARDS PER CARRY
1.	Buffalo	5.46
2.	Miami	5.00
3.	Cleveland	4.93
4.	Dallas	4.89
5.	Tennessee	4.87

RK.	TEAM	RUSHING TOUCHDOWNS
1.	Buffalo	14
2.	Dallas	12
3.	New England	10
4.	San Francisco	10

The reason the Bills have been able to establish such a high yards per carry average is due to the fact that Buffalo has consistently ripped off runs over 10 and 20 yards. The Bills lead the league with 39 rushes over 10 yards and 14 rushes over 20 yards:

NFL RUSHING LEADERS - 2016

RK.	TEAM	10+ YARD RUNS	10+ YARD TDS
1.	Buffalo	39	7
2.	Cleveland	33	2
3t.	Dallas	32	2
3t.	Tennessee	32	1
5.	Miami	28	3

RK.	TEAM	20+ YARD RUNS	20+ YARD TDS
1.	Buffalo	14	4
2t.	Dallas	9	1
2t.	Oakland	9	2
4t.	Four Teams Tied	5	0

OFFENSE NOTES

PUTTING UP POINTS

The Bills have made a big jump up the scoring offense rankings after their past few performances. Buffalo is averaging 26.5 points per game this season, which is the eighth best average in the NFL:

NFL SCORING LEADERS - 2016

RK.	TEAM	POINTS PER GAME
1.	Atlanta	32.8
2.	New Orleans	28.7
3.	San Diego	28.1
4.	Carolina	27.3
5.	New England	27.1
6t.	Oakland	26.9
6t.	Dallas	26.9
8.	Buffalo	26.5

PRODUCING IN THE RED ZONE

The Bills have taken better advantage of their opportunities in the red zone this season, as they have scored touchdowns on 15 of their 22 trips inside this season. That touchdown efficiency currently ranks fifth in the NFL:

NFL RED ZONE LEADERS - 2016

RK.	TEAM	RED ZONE TD %
1.	Oakland	17/23, 73.9%
2.	New Orleans	21/29, 72.4%
3t.	Carolina	18/25, 72.0%
3t.	Tennessee	18/25, 72.0%
5.	Buffalo	15/22, 68.2%

SPECIAL TEAMS NOTES

LIMIT THE RETURN

The Bills punt coverage unit has been performing at an elite level so far this season. Buffalo is allowing 4.6 yards per punt return which is the second lowest average in the NFL:

NFL PUNT RETURN LEADERS- 2016

RK.	TEAM	OPPONENT PUNT RETURN AVG
1.	Kansas City	4.6
2.	Buffalo	4.6
3.	Los Angeles	5.4
4.	San Diego	5.9
5.	Detroit	6.2

DEFENSE NOTES

GET AFTER THE QB

The Bills have been extremely effective so far this season in regards to putting pressure on the opposing quarterback. Their 26 sacks are tied for the most in the NFL this season:

NFL SACK LEADERS - 2016

RK.	TEAM	SACKS
1t.	Buffalo	26.0
1t.	Denver	26.0
3t.	Washington	22.0
3t.	Philadelphia	22.0
3t.	Seattle	22.0
3t.	Tennessee	22.0

SHUTTING DOWN THE RED ZONE

The Bills have taken their defense to another level so far this season when the opposing team has entered the red zone. The Bills have allowed 11 touchdowns in 26 trips to the red zone, which is the third best ratio in the NFL:

NFL RED ZONE LEADERS - 2016

RK.	TEAM	RED ZONE TD %
1.	Seattle	7/18, 38.9%
2.	NY Giants	9/22, 40.9%
3.	Buffalo	11/26, 42.3%
4.	Philadelphia	11/25, 44.0%
5.	Pittsburgh	12/26, 46.2%

Buffalo has been able to limit the production of their opponents in the red zone this season because they have been able to produce a few turnovers there this season:

NFL RED ZONE LEADERS - 2016

RK.	TEAM	RED ZONE TAKEAWAYS
1.	Kansas City	5
2t.	Buffalo	3
2t.	Philadelphia	3
4t.	Five Teams Tied	2



TEAM NOTES

KEYS TO SUCCESS

The Bills have taken advantage of some big victories to work their way up the point differential chart. Buffalo currently ranks fifth with a differential of +40:

NFL SCORING DIFFERENTIAL LEADERS - 2016

RK.	TEAM	POINT DIFFERENTIAL
1.	New England	+85
2.	Philadelphia	+62
3t.	Dallas	+58
3t.	Denver	+58
5.	Buffalo	+40

Buffalo has used the turnover battle to their advantage this season. Their differential of +8 is third in the NFL:

NFL TURNOVER LEADERS - 2016

RK.	TEAM	TURNOVER DIFFERENTIAL
1.	Minnesota	+11
2.	Kansas City	+9
3.	Buffalo	+8
4.	Oakland	+7
5.	Philadelphia	+6

Buffalo has been able to stay in the positives when it comes to turnover differential because they have the fewest giveaways in the league with 4:

NFL TURNOVER LEADERS - 2016

RK.	TEAM	GIVEAWAYS
1.	Buffalo	4
2t.	Minnesota	5
2t.	Detroit	5
4t.	Five Teams Tied	6





2016 BY THE NUMBERS

0 The Bills allowed zero points in their Week Four matchup with the Patriots. It was the first shutout by the Bills since 2013.

1ST Lorenzo Alexander is the first Bill to participate in a sack in each of the team's first seven games of the season since sacks became an official stat in 1982.

1ST Lorenzo Alexander is the first linebacker in Bills history with a sack in seven consecutive games.

2 Nickell Robey-Coleman has two defensive touchdowns on the season which leads the NFL. He has scored on a fumble recovery and on an interception.

3 LeSean McCoy is one of three active players with 65+ career touchdowns, 8,000 rushing yards and 2,500 receiving yards.

4 The Bills won four straight games (Week 3-6) for the first time since the 2008 season.

4 The Bills rushed for four touchdowns against the 49ers in Week 6, which marked the first time since 1995 that Buffalo had four rushing touchdowns in one game at home.

5 The Bills have had five different players score a rushing touchdown this season, which is the most in the NFL.

8TH The Bills were the eighth team since 1991 to record four interceptions in the 4th quarter after their performance against the Cardinals in Week Three.

+8 The Bills have been able to capitalize on turnovers this season and Buffalo currently is third in the NFL with a turnover differential of +8.

8 Robert Blanton is tied for the NFL lead with eight solo tackles on special teams.

9.0 Lorenzo Alexander currently leads the NFL with 9.0 sacks.

17 Zach Brown had a career-high 17 tackles against the Patriots in Week Four.

20 Tyrod Taylor reached 4,000 passing yards with the Bills in his 20th game, the fourth quickest in franchise history.

26.0 The Bills currently have 26.0 sacks and are tied for the NFL lead.

33-18 The Bills defeated the Cardinals 33-18 in Week Three. It was the first NFL game to finish with a score of 33-18 since 2000. (Giants 33, Eagles 18)

49 Tyrod Taylor set a career-high with a 49-yard run in Week Three against Arizona. It is the longest run by a quarterback in Bills history.

50 LeSean McCoy recorded the 50th rushing touchdown of his career against the Cardinals in Week Three. He is one of five active running backs with over 50 rushing touchdowns.

70 Tyrod Taylor has rushed for over 70 yards three times. No other Bills QB has done it more than once.

87 Zach Brown's 87 tackles lead the NFL and are the most ever by a Bill through the first eight weeks of a season.

100 Dan Carpenter made his 100th field goal as a Bill against the Patriots.

100+ LeSean McCoy has gone over 100 yards from scrimmage in 11 of his last 15 games.

150 LeSean McCoy rushed for 150 yards against the Rams, which is the most McCoy has rushed for as a Bill.

200+ After turning in a 312 yard rushing performance against the 49ers, the Bills have gone over 200 yards on the ground four times in the last two seasons..

312 The Bills rushed for 312 yards against the 49ers in Week 6, which is the fifth highest rushing total in team history and the most since 1992.

491 Buffalo piled up 491 yards of total offense against the 49ers which was the 10th highest total in team history and the most at home since 1991.

1990 The Bills victory against the Patriots in Week Four was the first shutout by the Bills on the road since 1990.

2,000 Robert Woods eclipsed the 2,000 career receiving yards mark in the Week Four game against the Patriots.

2012 Zach Brown is the first Bill since Jairus Byrd in 2012 to force two fumbles in one game.

TAYLOR RUNNING THE SHOW

QB Tyrod Taylor has completed 135 of 230 passes for 1,480 yards, nine touchdowns and two interceptions this season. Also has added 319 yards and three touchdowns on the ground.

Taylor's 319 rushing yards currently leads the NFL amongst quarterbacks as he continues to provide a dynamic threat on the ground and in the air:

NFL RUSHING STATS - QBs 2016 season

RK.	PLAYER, TEAM	RUSHING YARDS
1.	Tyrod Taylor, BUF	319
2.	Marcus Mariota, TEN	221
3.	Andrew Luck, IND	209
4.	Cam Newton, CAR	191
5.	Blaine Gabbert, SF	172

Taylor has utilized the big play passing game quite often as the starter in Buffalo. He is currently tied for the most passing touchdowns that traveled over 20 yards in the air over the past two seasons:

NFL PASSING STATS - 2015-16 season

RK.	PLAYER, TEAM	TDs (20+ Air Yards)
1t.	Tyrod Taylor, BUF	12
1t.	Russell Wilson, SEA	12
3t.	Cam Newton, CAR	10
3t.	Eli Manning, NYG	10
3t.	Derek Carr, OAK	10

Taylor raised his passing total with the Bills over 4,000 yards against the 49ers in his 20th game as a Bill. He was the fourth fastest to 4,000 passing yards in franchise history:

BILLS PASSING YARDS - FRANCHISE HISTORY

RK.	PLAYER	GAMES TO 4,000
1.	Drew Bledsoe	15
2.	Jim Kelly	18
3.	Doug Flutie	19
4.	Tyrod Taylor	20

Taylor also leads the NFL since the beginning of the 2015 season in regards to rushing average. Among all players with at least 100 rushing attempts, Taylor's average of 5.91 yards per carry is tops in the NFL:

NFL RUSHING STATS - 2015-16 season

RK.	PLAYER, TEAM	RUSHING AVG.
1.	Tyrod Taylor, BUF	5.91
2.	Jay Ajayi, MIA	5.43
3.	Bilal Powell, NYJ	5.26
4.	Spencer Ware, KC	5.25
5.	Thomas Rawls, SEA	5.15

Taylor is the only quarterback in the NFL over the past two seasons that has at least a 90 QB rating and averages over 40 yards per game on the ground.

TAYLOR IN 2015

Taylor completed 242 of 380 pass attempts for 3,035 yards, 20 touchdowns and six interceptions last season. He also added a franchise quarterback record 568 rushing yards and four touchdowns on 104 attempts.

Taylor became just the third QB in NFL history to finish a season with a passer rating over 99 and over 40 yards rushing per game:

NFL PASSER RATING AND RUSHING YARDS - NFL HISTORY

RK.	PLAYER, TEAM (YEAR)	PASSER RATING	RUSH YPG
1.	Robert Griffin, WAS (2012)	102.4	54.3
2.	Michael Vick, PHI (2010)	100.2	56.3
3.	Tyrod Taylor, BUF (2015)	99.4	40.6

Taylor put together one of the best seasons by a quarterback in franchise history in his debut year. His QB rating of 99.4 ranks as the second best for a season in franchise history and was the best ever by a Bill in his first season as the starter:

BILLS PASSER RATING - First Season as Starter (Min. 10 games)

RK.	PLAYER, YEAR	YARDS	TD	RATING
1.	Tyrod Taylor, 2015	3,035	20	99.4
2.	Kyle Orton, 2014	3,018	18	87.8
3.	Doug Flutie, 1998	2,711	20	87.4
4.	Drew Bledsoe, 2002	4,359	24	86.0
5.	Jim Kelly, 1986	3,593	22	83.3

Taylor also flashed his athletic ability by rushing for 568 yards, which was second in the NFL by a quarterback. His 568 yards are also a franchise record for rushing yards by a quarterback:

BILLS QB RUSHING - FRANCHISE HISTORY

RK.	PLAYER, YEAR	YARDS
1.	Tyrod Taylor, 2015	568
2.	Doug Flutie, 1999	476
3.	Rob Johnson, 2000	307
4.	Daryle Lamonica, 1964	289
5.	Joe Ferguson, 1977	279





SHADY THE STAR

RB LeSean McCoy has totaled 598 yards and six touchdowns on 112 carries this season. He also has 20 catches for 97 yards and a touchdown. He missed the last game with an injury.

His 598 yards ranks sixth in the NFL this season:

NFL RUSHING LEADERS - 2016 SEASON

RK.	PLAYER, TEAM	YARDS
1.	Ezekiel Elliott, DAL	799
2.	DeMarco Murray, TEN	756
3.	David Johnson, ARI	705
4.	Lamar Miller, HOU	637
5.	LeGarrette Blount, NE	609
6.	LeSean McCoy, BUF	598

McCoy also is second in yards per carry and tied for fourth in rushing touchdowns on the season:

NFL RUSHING LEADERS - 2016 SEASON

RK.	PLAYER, TEAM	YARDS PER CARRY
1.	Jay Ajayi, MIA	6.37
2.	LeSean McCoy, BUF	5.34
3.	DeAndre Washington, OAK	5.13
4.	Jordan Howard, CHI	5.10
5.	Eddie Lacy, GB	5.07

NFL RUSHING LEADERS - 2016 SEASON

RK.	PLAYER, TEAM	TOUCHDOWNS
1t.	LeGarrette Blount, NE	9
2t.	David Johnson, ARI	8
2t.	Melvin Gordon, SD	8
4t.	LeSean McCoy, BUF	6
4t.	Carlos Hyde, SF	6
4t.	Matt Forte, NYJ	6
4t.	DeMarco Murray, TEN	6

Since arriving in Buffalo last season, McCoy has been one of the top producers on the ground in the league. Among all players that have appeared in at least 12 games over the past two seasons, McCoy's average of 78.6 yards per game ranks third in the NFL:

NFL RUSHING LEADERS - 2015-16 SEASON

RK.	PLAYER, TEAM	YARDS PER GAME
1.	Adrian Peterson, MIN	85.3
2.	Doug Martin, TB	82.6
3.	LeSean McCoy, BUF	78.6
4.	Todd Gurley, STL	75.5
5.	Jonathan Stewart, CAR	73.1

A four-time Pro Bowler, McCoy rushed for 895 yards and three touchdowns, adding 292 yards receiving and two touchdowns in 2015.

McCoy recorded over 100 yards from scrimmage in seven straight games from week seven to 14 in 2015, which made him the third Bill in team history to accomplish the feat. His average of 98.9 yards from scrimmage per game was the second best in the AFC last season:

AFC YARDS FROM SCRIMMAGE LEADERS - 2015 SEASON

RK.	PLAYER, TEAM	YARDS PER GAME
1.	Antonio Brown, PIT	116.4
2.	LeSean McCoy, BUF	98.9
3.	DeAndre Hopkins, HOU	95.1

DOMINATING SINCE 2010

Since the beginning of the 2010 NFL season, McCoy leads the league in total rushing yards:

NFL RUSHING LEADERS - SINCE 2010 SEASON

RK.	PLAYER, CURRENT TEAM	YARDS
1.	LeSean McCoy, BUF	7,648
2.	Adrian Peterson, MIN	7,241
3.	Frank Gore, IND	7,011
4.	Matt Forte, NYJ	6,977
5.	Chris Johnson, ARZ	6,303

McCoy also is one of the top players in the NFL since 2010 when it comes to all-purpose yards, ranking second with 10,011 yards:

MOST ALL-PURPOSE YARDS - SINCE 2010 SEASON

RK.	PLAYER, CURRENT TEAM	TOTAL	RUSH	REC.
1.	Matt Forte, NYJ	10,308	6,977	3,331
2.	LeSean McCoy, BUF	10,011	7,648	2,363
3.	Frank Gore, IND	8,449	7,011	1,438
4.	Adrian Peterson, MIN	8,356	7,241	1,115
5.	Antonio Brown, PIT	7,814	129	7,685

McCoy leads the NFL in games with over 100 yards from scrimmage since the beginning of the 2010 season. After recording 142 total yards against the 49ers in Week Six, McCoy is up to 57 games going over 100 yards:

100-YARDS FROM SCRIMMAGE GAMES - Active players since 2010

RK.	PLAYER, CURRENT TEAM	GAMES
1.	LeSean McCoy, BUF	57
2.	Matt Forte, NYJ	52
3.	Jamaal Charles, KC	45
4.	Adrian Peterson, MIN	42
5.	DeMarco Murray, TEN	38

McCoy has also been one of the best in finding the end zone since becoming a full-time starter in 2010. His 62 touchdowns ranks second among all active players since the beginning of the 2010 season:

NFL TOUCHDOWN LEADERS - SINCE 2010 SEASON

RK.	PLAYER, CURRENT TEAM	Tds
1.	Rob Gronkowski, NE	69
2.	LeSean McCoy, BUF	62
3t.	Adrian Peterson, MIN	61
3t.	Dez Bryant, DAL	61
5.	Brandon Marshall, NYJ	56

McCoy went over 100 yards for the 29th time in his career against San Francisco. In games where McCoy rushes for 100 yards or more, his team is 26-3. His 29 100-yard games ranks fifth among active players:

100-YARD RUSHING GAMES - Active NFL RBs

RK.	PLAYER, CURRENT TEAM	GAMES
1.	Adrian Peterson, MIN	49
2t.	Chris Johnson, ARZ	40
2t.	Frank Gore, IND	40
4.	LeSean McCoy, BUF	29
5.	Matt Forte, NYJ	26

NEW ERA AT TIGHT END

TE Charles Clay has 26 receptions for 274 yards this season.

Clay put together a solid first season as a Bill in 2015 by totaling 51 catches for 528 yards and three touchdowns in the first 13 games of the season before being sidelined with an injury.

Clay not only compared favorably to tight ends around the league, but he put together one of the best seasons by a tight end in franchise history. His 51 catches for 528 yards are both near the top in franchise history for a single season:

BILLS TE RECEIVING - SINGLE SEASON

RK.	PLAYER, YEAR	REC	YARDS	TDS
1.	Pete Metzelaars, 1993	68	609	4
2t.	Scott Chandler, 2013	53	655	2
2t.	Jay Riemersma, 2001	53	590	3
4.	Charles Clay, 2015	51	528	3
5t.	Lonnie Johnson, 1995	49	504	1
5t.	Pete Metzelaars, 1994	49	428	5
5t.	Pete Metzelaars, 1986	49	485	3

MR. BIG STUFF MAKES HIS RETURN

DT Marcell Dareus made his season debut against the Patriots and recorded four tackles, one sack, one QB hit and two tackles for a loss.

Last season, he started in 15 games and recorded 51 tackles, two sacks, five tackles for a loss and five QB hits on the season as he controlled the middle of the line of scrimmage. He was named a Pro Bowl alternate.

DAREUS AMONG DT POSITION LEADERS SINCE 2011

Since entering the NFL as the team's first-round (third overall) draft choice in 2011, Dareus has registered 30.5 sacks and 178 solo tackles - the fourth most sacks and solo tackles among active NFL defensive tackles:

NFL DEFENSIVE TACKLE SACK LEADERS - SINCE 2011

RK.	PLAYER/TEAM	POS	SACKS
1.	Geno Atkins, CIN	DT	43.5
2t.	Ndamukong Suh, MIA	DT	35.5
2t.	Gerald McCoy, TB	DT	35.5
4.	Marcell Dareus, BUF	DT	31.5
5.	Jurrell Casey, TEN	DT	31.0

NFL DEFENSIVE TACKLE SOLO TACKLE LEADERS - SINCE 2011

RK.	PLAYER/TEAM	POS	SOLO TACKLES
1.	Jurrell Casey, TEN	DT	203
2.	Linval Joseph, MIN	DT	189
3.	Ndamukong Suh, MIA	DT	185
4.	Marcell Dareus, BUF	DT	182
5.	Fletcher Cox, PHI	DT	174

ZACH ATTACK

LB Zach Brown has gotten his first year as a Bill off to a record start. He currently leads the league with 87 tackles on the season. He also has three sacks, two forced fumbles, five QB hits and eight tackles for a loss. Brown earned Defensive Player of the Week honors for his 17-tackle performance against New England in Week 4.

NFL TACKLE LEADERS - 2016 REGULAR SEASON

RK.	PLAYER/TEAM	TACKLES	SOLO	ASST
1.	Zach Brown, BUF	87	59	28
2t.	Luke Kuechly, CAR	74	52	22
2t.	Tahir Whitehead, DET	74	52	22
4.	Bernardrick McKinney, HOU	73	38	35
5t.	Jerrell Freeman, CHI	72	52	20
5t.	Bobby Wagner, SEA	72	43	29

Brown's 87 tackles are the most ever by a Bill through the first eight weeks of a season since tackles became an official stat in 1994.

PRESTON MANS THE MIDDLE

LB Preston Brown has totaled 64 tackles, one sack, three tackles for a loss, two quarterback hits, one forced fumble and two fumble recoveries so far this season. His 64 tackles are tied for fourth in the AFC this season and his two fumble recoveries are tied for the NFL lead:

AFC TACKLE LEADERS - 2016 REGULAR SEASON

RK.	PLAYER/TEAM	TACKLES	SOLO	ASST
1.	Zach Brown, BUF	87	59	28
2.	Benardrick McKinney, HOU	73	38	35
3.	Christian Kirksey, CLE	70	47	23
4t.	Preston Brown, BUF	64	40	24
4t.	Paul Posluszny, JAX	64	48	16

WILLIAMS LEADS THE WAY

DT Kyle Williams has 29 tackles, 2.5 sacks, six tackles for a loss and nine QB hits this season as he continues his stellar career as a Buffalo Bill. He has started 139-of-144 games and earned four-time Pro Bowl honors (2010, 2012, 2013, and 2014).

Since entering the NFL in 2006, Williams has recorded 498 total tackles (322 solo) to rank second among active NFL defensive tackles over the last 10 years:

NFL DEFENSIVE TACKLE TACKLE LEADERS - SINCE 2006

RK.	PLAYER/TEAM	POS	TACKLES
1.	Domata Peko, CIN	DT	501
2.	Kyle Williams, BUF	DT	498
3.	Haloti Ngata, DET	DT	478
4.	Ahtyba Rubin, SEA	DT	396
5.	Jonathan Babineaux, ATL	DT	348

DARBY STEPS UP

CB Ronald Darby has recorded 36 tackles, one QB hit, one tackle for a loss and eight passes defended this season.

Darby is tied for eighth in the AFC with his eight passes defended:

Darby totaled 68 tackles, two interceptions and 21 passes defended in his rookie season. His 21 passes defended were the fifth most in the NFL and were a franchise record for a rookie:

NFL PASSES DEFENSED - 2015 SEASON

RK.	PLAYER/TEAM	POS	PD
1.	Marcus Peters, KC	CB	26
2.	David Amerson, OAK	CB	25
3.	Davon House, JAX	CB	23
4.	Johnathan Joseph, HOU	CB	22
5.	Ronald Darby, BUF	CB	21

His play in the first four weeks earned him the NFL Defensive Rookie of the Month award for September.

His 21 passes defended were the second most in franchise history:

BILLS PASSES DEFENSED - SINGLE SEASON

RK.	PLAYER/YEAR	POS	PD
1.	Nate Odomes, 1991	CB	24
2.	Ronald Darby, 2015	CB	21
3t.	Terrence McGee, 2007	CB	19
3t.	Nate Clements, 2006	S	19
5.	Nate Odomes, 1993	CB	18



HUGHES OFF THE EDGE

DE Jerry Hughes has totaled 26 tackles, four sacks, one forced fumble and three passes defended on the season. He also has five tackles for a loss and eight QB hit.

He is currently tied for 14th in the AFC with his four sacks

Since the start of the 2013 season, Hughes is sixth amongst all AFC defensive ends in sacks:

AFC DE SACK LEADERS - SINCE 2013

RK.	PLAYER/TEAM	SACKS
1.	J.J. Watt, HOU	50.0
2.	Carlos Dunlap, CIN	34.0
3.	Mario Williams, MIA	33.5
4.	Muhammad Wilkerson, NYJ	31.0
5.	Cameron Wake, MIA	30.0
6.	Jerry Hughes, BUF	29.0

THE LO-DOWN

LB Lorenzo Alexander has proven to be a revelation at linebacker this season. He has totaled 30 tackles, a league-high 9.0 sacks, seven tackles for a loss, 12 QB hits, two passes defended and a three forced fumbles on the year.

His nine sacks leads the NFL, his 12 QB hits are the 10th most and his three forced fumbles are tied for second:

NFL SACK LEADERS - 2016 REGULAR SEASON

RK.	PLAYER/TEAM	SACKS
1.	Lorenzo Alexander, BUF	9.0
2.	Von Miller, DEN	8.5
3t.	Vic Beasley Jr. ATL	7.5
3t.	Cliff Avril, SEA	7.5
5t.	Brian Orakpo, TEN	7.0
5t.	Dee Ford, KC	7.0
5t.	Ryan Kerrigan, WAS	7.0

Alexander's 9.0 sacks is tied for the second most sacks ever by a Bill in the first eight weeks of a season.

BILLS SACK LEADERS - FIRST EIGHT WEEKS OF SEASON

RK.	PLAYER/YEAR	SACKS
1.	Mario Williams, 2013	11.0
2t.	Lorenzo Alexander, 2016	9.0
2t.	Bruce Smith, 1997	9.0

Alexander is the first linebacker in team history to record a sack in seven or more consecutive games. He is the second Bill ever, joining Bruce Smith in 1986-87, to participate in a sack in seven straight games.

Alexander is the seventh NFL player since 1982 to participate in a sack in the first seven games of a season. His seven game streak was the longest to start a season since Jared Allen recorded a sack in his first nine games with Minnesota in 2011.

GRAHAM THE VETERAN LEADER

Buffalo native CB Corey Graham has 30 tackles, one sack, one tackle for a loss, one QB hit, one interception and six passes defended.

Graham recorded a career-high 127 tackles, one sack, eight QB hits, four tackles for a loss, two interceptions, one touchdown and recovered one fumble last season. His 127 tackles was second among all defensive backs in the NFL:

NFL DEFENSIVE BACKS - 2015 SEASON

RK.	PLAYER/TEAM	TACKLES SOLO	ASST	
1.	Reshad Jones, MIA	135	106	29
2.	Corey Graham, BUF	127	96	31
3t.	Mark Barron, STL	113	76	37
3t.	Barry Church, DAL	113	75	38
5.	Deone Bucannon, ARI	109	90	19

Graham continued his success from 2014 when he was a consistent contributor no matter where he lined up in the secondary. In 2014, Graham had 77 tackles, two interceptions, a career-high 16 passes defended and one fumble recovery.

THE LOCKDOWN CORNER

CB Stephon Gilmore has totaled 26 tackles, two interceptions and seven passes defended this season. His seven passes defended are tied for 12th in the AFC and his two interceptions are tied for seventh in the NFL.

Gilmore appeared in 12 games and totaled 36 tackles, 18 passes defended and three interceptions last season. His 18 passes defended were tied for the seventh most in the NFL.



2016 ROSTER FACTS

OLDEST BILLS PLAYER: LB Lorenzo Alexander, 33, Born 5/31/1983

YOUNGEST BILLS PLAYER: RB Jonathan Williams, 22, Born 2/2/1994

HEAVIEST BILLS PLAYER: T Cordy Glenn, 345 lbs.

LIGHTEST BILLS PLAYER: DB Nickell Robey-Coleman, 165 lbs.

TALLEST BILLS PLAYER: T Seantrel Henderson and T Cyrus Kouandjio, 6-7

SHORTEST BILLS PLAYER: DB Nickell Robey-Coleman, 5-8

COACHES WHO PLAYED IN THE NFL: 6 - Dennis Thurman (Defensive Coordinator), Anthony Lynn (Offensive Coordinator), Tim McDonald (Defensive Backs), Ed Reed (Assistant Defensive Backs), Eric Smith (Special Teams Assistant), Pat Meyer (Offensive Assistant)

MOST SEASONS WITH THE BILLS: DT Kyle Williams, 11th season

MOST NFL SEASONS: RB Reggie Bush and DT Kyle Williams, 11th season

CLOSEST TO HOME: CB Corey Graham - Buffalo, NY (0 Miles)

FURTHEST FROM HOME: FB Jerome Felton - Duren, Germany - 3,846 miles

STATE PRODUCING THE MOST BILLS: Florida, 8 - DT Leger Douzable, RB Mike Gillislee, G John Miller, TE Nick O'Leary, CB Marcus Roberson, CB Nickell Robey-Coleman, LS Garrison Sanborn, WR Sammy Watkins,

COLLEGE WITH THE MOST BILLS: Florida State, 4 - DB Ronald Darby, QB EJ Manuel, TE Nick O'Leary, LS Garrison Sanborn

FORMER 1ST ROUND PICKS: 8- RB Reggie Bush (2006-Saints), DT Marcell Dareus (2011 - Bills), CB Stephon Gilmore (2012 - Bills), DE Jerry Hughes (2010 - Colts), LB Shaq Lawson (2016 - Bills), QB EJ Manuel (2013 - Bills), WR Sammy Watkins (2014 - Bills), and C Eric Wood (2009 - Bills)

PRO BOWLERS: 10 - LB Lorenzo Alexander (2012 w/ Redskins), K Dan Carpenter (2009 w/ Dolphins), DT Marcell Dareus (2013, 2014 w/ Bills), FB Jerome Felton (2012 w/ Vikings), CB Corey Graham (2011 w/ Bears), G Richie Incognito (2012 w/ Dolphins and 2015 w/ Bills), RB LeSean McCoy (2011,2013,2014 w/ Eagles and 2015 w/Bills), QB Tyrod Taylor (2015 w/Bills), DT Kyle Williams (2010, 2012, 13, 14 w/Bills) and C Eric Wood (2015 w/Bills)

CARPENTER KEEPING IT CONSISTENT

K Dan Carpenter has hit 10 of his 13 field goal attempts this season and 22 of his 24 PATs. He now has over 400 points a a Bill and has made over 100 field goals in Buffalo.

Carpenter hit 23 of his 27 field goal attempts and was 34 of 40 on PATs last season. Carpenter finished with 103 points on the season and eclipsed the 900-point mark for his career.

Carpenter became the first Bill with three straight 100-point seasons since Rian Lindell in 2004-06.

He's continued the success he had in a record-breaking season in 2014, when he made a franchise record 34 field goals. For the season he went 34 of 38 on field goals and made 31 of his 32 PAT's to record 133 points on the year, the third highest point total in a season in Bills history.

MOST EFFICIENT IN BILLS HISTORY

Carpenter has converted 88.39 percent of his field goal attempts with the Bills - the best in team history:

FIELD GOAL PERCENTAGE MARK - BILLS HISTORY

RK.	PLAYER, YEARS	FGM-FGA	FG %
1.	Dan Carpenter, 2013-16	100-114	87.72
2.	Rian Lindell, 2003-12	225-270	83.33
3.	Steve Christie, 1992-2000	234-299	78.26

RECORD HOLDER

Carpenter holds both of the top spots in franchise history when it comes to field goals made in a season. He hit 33 in 2013 and 34 in 2014:

FIELD GOALS MADE - BILLS HISTORY SINGLE SEASON

RK.	PLAYER, YEAR	FIELD GOALS MADE
1.	Dan Carpenter, 2014	34
2t.	Dan Carpenter, 2013	33
2t.	Steve Christie, 1998	33
4.	Scott Norwood, 1988	32

SECOND-MOST FIELD GOALS MADE SINCE 2008

Since entering the NFL in 2008, Carpenter has converted 227-of-269 field goals along with 273-of-282 point after tries in 132 games.

His 227 field goals made are the second-most in the NFL among active kickers since 2008:

FIELD GOALS MADE - SINCE 2008

RK.	PLAYER, TEAM	FIELD GOALS MADE
1.	Stephen Gostkowski, NE	246
2.	Dan Carpenter, BUF	227
3.	Sebastian Janikowski, OAK	219
4.	Mason Crosby, GB	218
5.	Phil Dawson, SF	212

SCHMIDT PINS THEM DEEP

P Colton Schmidt has punted 38 times this season for an average of 43.3 yards per punt and has placed 13 punts inside the 20.


Schmidt totaled 82 punts for 3,797 yards and a 46.3 average last season. His net average of 41.3 yards per punt ranked seventh in the NFL and was a franchise record for a single season:

NFL PUNTING LEADERS - 2015 SEASON

RK.	PLAYER, TEAM	NET AVG
1.	Johnny Hekker, STL	43.7
2.	Sam Koch, BAL	42.9
3.	Chris Jones, DAL	42.5
4.	Sam Martin, DET	42.0
5.	Pat McAfee, IND	41.7
6.	Donnie Jones, PHI	41.6
7.	Colton Schmidt, BUF 41.3	

BILLS PUNTING LEADERS - FRANCHISE HISTORY

RK.	PLAYER, YEAR	NET AVG
1.	Colton Schmidt, 2015	41.3
2.	Brian Moorman, 2009	40.2
3.	Brian Moorman, 2006	39.2
4.	Brian Moorman, 2008	39.1
5.	Brian Moorman, 2005	39.0



BUFFALO BILLS COACHING STAFF



REX RYAN
HEAD COACH

COLLEGE: Southwestern Oklahoma State

NFL: 20th Season

BILLS: Second Season

PRO CAREER:

Ryan was named Buffalo's 18th head coach on January 12, 2015. He enters his second season as Buffalo's head coach and his 20th season in the NFL coaching ranks. Ryan led Buffalo to an 8-8 record in his first season as head coach. Ryan spent 2009-14 as the head coach of the New York Jets, where he led the Jets to the AFC Championship game in 2009 and 2010. Prior to his Jets tenure, Ryan spent 10 seasons with the Baltimore Ravens from 1999-2008. From 2005-08, he was the defensive coordinator for the Ravens. From 1999-2004, Ryan served as the defensive line coach and helped Baltimore win Super Bowl XXXV in 2000. Before arriving in Baltimore, Ryan spent three years as a defensive coordinator in the college ranks. In 1998, he directed the defense at Oklahoma. In 1996 and 1997 he served as the defensive coordinator at the University of Cincinnati. Before coaching at Cincinnati, Ryan coached under his father, Buddy Ryan, for two years with the Arizona Cardinals. In 1995 he coached the linebackers and in 1994 he coached the defensive line. From 1990-93, Ryan served as the defensive coordinator for Morehead State. In 1989, he was the assistant head coach/defensive coordinator for New Mexico Highlands. He got his coaching start in 1987 and 1988 as the defensive ends coach for Eastern Kentucky. Career record: 58-62

BACKGROUND:

Ryan played football at SW Oklahoma State (1983-86), where he earned his bachelor's degree in physical education. He earned his master's in physical education at Eastern Kentucky in 1988.

PERSONAL:

Born December 13, 1962, Ardmore, OK. He and his wife, Michelle, have two sons, Payton and Seth.

OFFENSIVE COACHES



ANTHONY LYNN

OFFENSIVE COORDINATOR

Born December 21, 1968, McKinney, Texas. Running back Texas Tech 1987-1991. Pro running back Denver Broncos 1993, 1997-99, San Francisco 49ers 1995-96. Pro coach: Denver Broncos 2000-02, Jacksonville Jaguars 2003-04, Dallas Cowboys 2005-06, Cleveland Browns 2007-08, New York Jets 2009-14, joined Buffalo in 2015.



AARON KROMER

OFFENSIVE LINE

Born April 30, 1967, Sandusky, Ohio. Tackle Miami (Ohio) 1986-89. No pro playing experience. College coach: Miami (Ohio) 1990-98, Northwestern 1998-2000. Pro coach: Oakland Raiders 2001-04, Tampa Bay Buccaneers 2005-07, New Orleans Saints 2008-12 (interim head coach first six games 2012), Chicago Bears 2013-14, joined Bills in 2015.



SANJAY LAL

WIDE RECEIVERS

Born July 23, 1969, London, England. Wide receiver UCLA 1989, Washington 1990-93. Pro receiver St. Louis Rams 1998, Scottish Claymores (NFL) 1999. College coach: Los Medanos (Calif.) college 2003, St. Mary's College 2004, California 2005-06. Pro coach: Oakland Raiders 2007-11, New York Jets 2012-14, joined the Bills in 2015.



DAVID LEE

QUARTERBACKS

Born July 2, 1953, Cape Girardeau, Mo. Quarterback Vanderbilt 1971-74. No pro playing experience. College coach: Tennessee-Martin 1975-76, Vanderbilt 1977, Mississippi 1978-1982, 2011, New Mexico 1983, Arkansas 1984-88, 2001-02, 2007, Texas-El Paso 1989-1993 (head coach), Rice 1994-2000. Pro coach: Dallas Cowboys 2003-06, Miami Dolphins 2008-2010, Buffalo Bills 2012, New York Jets 2013-14, joined Buffalo in 2015.



PAT MEYER

OFFENSIVE ASSISTANT

Born April 5, 1972, Youngstown, Ohio. Offensive line Colorado State 1991-94. Pro offensive lineman Arizona Cardinals 1995, St. Louis Stampedo (Arena Football League) 1996. College coach: Memphis 1997-99, North Carolina State 2000-06, Florida State 2007, Colorado State 2008-2011. Pro coach: Montreal Alouettes (CFL) 2012., Chicago Bears 2013-14, joined Buffalo in 2015.



BUFFALO BILLS COACHING STAFF

OFFENSIVE COACHES



CHRIS PALMER

ASSISTANT HEAD COACH/OFFENSE

Born September 23, 1949, Brewster, NY. Quarterback Southern Connecticut State 1969-71. No pro playing experience. College coach: Connecticut 1972-74, Lehigh 1975, Colgate 1976-82, University of New Haven 1986-87, Boston University 1988-89. Pro Coach: Montreal Concordes 1983, New Jersey Generals 1984-85, Houston Oilers 1990-92, New England Patriots 1993-96, Jacksonville Jaguars 1997-98, Cleveland Browns 1999-2000, Houston Texans 2002-05, Dallas Cowboys 2006, New York Giants 2007-09, Hartford Colonials 2010, Tennessee Titans 2011-12, San Francisco 49ers 2013-14, joined Buffalo in 2015.



TONY SPARANO

TIGHT ENDS

Born October 22 1986, Colleyville, Texas. Defensive end Albany 2006-08. No pro playing experience. Pro coach: Hartford Colonials (UFL) 2010, Miami Dolphins 2011, Jets 2011-14, joined the Bills in 2015.




JASON VRABLE

ASSISTANT QUARTERBACKS

Born January 23, 1985, South Park, PA. Quarterback Marietta College 2004-06. No pro playing experience. College coach: Marietta 2007, Robert Morris 2008, Syracuse 2009-2010, Charleston 2011-12. Pro coach: Joined Bills in 2013.

COACHING ASSISTANTS



MIKE GIULIANI

COACHING ASSISTANT

Born August 30, 1989, Oceanside, NY. No pro or college playing experience. Pro coach: New York Jets 2013-14, joined the Bills in 2015.



ZAK KROMER

COACHING ASSISTANT

Born May 1, 1994, New Orleans, LA. No pro or college playing experience. Pro coach: Joined Bills in 2016.

DEFENSIVE COACHES



DENNIS THURMAN

DEFENSIVE COORDINATOR

Born April 13, 1956, Los Angeles, Calif. Defensive back Southern California 1974-77. Pro defensive back Dallas Cowboys 1978-1985, St. Louis Cardinals 1986. College coach: Southern California 1993-2000. Pro coach: Phoenix Cardinals 1988-89, Ohio Glory (WLAF) 1992, Baltimore Ravens 2002-07, New York Jets 2009-14, joined the Bills in 2015.



BOBBY APRIL III

LINEBACKERS

Born August 15, 1981, Tucson, Ariz. Attended Louisiana-Lafayette. No college or pro playing experience. College coach: Tulane 2005-06, Portland State 2007-09, Nicholls State 2010. Pro coach: Philadelphia Eagles 2011-12, New York Jets 2013-14, joined Bills in 2015.



JOHN BLAKE

DEFENSIVE LINE

Born March 6, 1961, Rockford Ill. Nose guard Oklahoma 1979-1982. No pro playing experience. College coach: Oklahoma 1985-86, Tulsa 1987-88, Oklahoma 1989-92, 1996-98 (head coach 1996-98), Mississippi State 2003, Nebraska 2004-06, North Carolina 2007- 2010. Pro coach: Dallas Cowboys 1993-95, joined Bills in 2016.



D'ANTON LYNN

DEFENSIVE ASSISTANT

Born October 24, 1989, Plano, TX. Defensive back Penn State 2008-11. Pro defensive back New York Jets 2012, Hamilton Tiger-Cats 2013. Pro Coach: Joined Bills in 2015.



TIM MCDONALD

DEFENSIVE BACKS

Born January 6, 1965, Fresno, Calif. Defensive back Southern California 1983-86. Pro defensive back St. Louis/Phoenix Cardinals 1987- 1992, San Francisco 49ers 1993-99. College coach: Fresno State 2012. Pro coach: New York Jets 2013-14, Joined the Bills in 2015.




JASON REBROVICH

DEFENSIVE LINE

Born March 15, 1978, Clarence, N.Y. Defensive line Alfred State 1996-97, Cortland 1998-99. No pro playing experience. College coach: Cortland 2001-04, 2008-2010, Ferris State 2005-07, Syracuse 2011-12. Pro coach: Joined the Bills in 2013.

BUFFALO BILLS COACHING STAFF

DEFENSIVE COACHES



ED REED

ASSISTANT DEFENSIVE BACKS

born September 11, 1978, St. Rose, Louisiana. Defensive back Miami 1997-2001. Defensive back Baltimore Ravens 2002- 2012, Houston Texans 2013, New York Jets 2013. Pro coach: Joined Bills in 2016.



ROB RYAN

ASSISTANT HEAD COACH/DEFENSE

Born December 13, 1962, Ardmore, Okla. Defensive end Southwestern Oklahoma State University. No pro playing experience. College coach: Western Kentucky 1987, Ohio State 1988, Tennessee State 1989-93, Hutchinson (Kan.) C.C. 1996, Oklahoma State 1997-99. Pro coach: Arizona Cardinals 1994- 95, New England Patriots 2000-03, Oakland Raiders 2004-08, Cleveland Browns 2009-2010, Dallas Cowboys 2011-12, New Orleans Saints 2013-2015, joined Bills in 2016.



JEFF WEEKS

OUTSIDE LINEBACKERS

Born May 30, 1962, Denver, Colo. Wide receiver Southwest Oklahoma State 1982-84, Northwest Oklahoma State 1985. Pro Wide Receiver Philadelphia Eagles 1986. College coach: Western Kentucky 1987-88, Morehead State 1990-91, Phoenix (Ariz.) C.C. 1996, Oklahoma 1999, Fort Scott (Kan.) C.C. 2001-04, Southeast Oklahoma State 2005, Texas A&M-Kingsville 2006. Pro coach: Oakland Raiders 2008, New York Jets 2009-2014, joined the Bills in 2015.


SPECIAL TEAMS COACHES



DANNY CROSSMAN

SPECIAL TEAMS COORDINATOR

Born January 17, 1967, El Paso, Texas. Defensive back Kansas 1985, Pittsburgh 1987-89. Pro defensive back Washington Redskins 1990, Detroit Lions 1991-92. College coach: U.S. Coast Guard Academy 1993, Western Kentucky 1994-96, Central Florida 1997-98, Georgia Tech 1999-2001, Michigan State 2002. Pro coach: Carolina Panthers 2003-09, Detroit Lions 2010-12, joined Bills in 2013.



ERIC SMITH

SPECIAL TEAMS ASSISTANT

Born March 17, 1983, Columbus, OH. Defensive back Michigan State 2002-05. Pro defensive back New York Jets 2006-12. Pro Coach: New York Jets 2014, joined Buffalo in 2015.

SPECIAL TEAMS COACHES




KATHRYN SMITH

QUALITY CONTROL - SPECIAL TEAMS

Born February 8, 1985, DeWitt, N.Y. Attended St. John's. No college or pro playing experience. Pro experience: New York Jets 2003-2014, joined Bills in 2015, Pro coach: Buffalo Bills 2016.


STRENGTH AND CONDITIONING



ERIC CIANO

HEAD STRENGTH AND CONDITIONING

Born August 8, 1973, Waltham, Mass. Offensive line Springfield (Mass.) College 1993-97. No pro playing experience. College coach: Tennessee 1997-99, Louisiana Tech 2000-02, Tennessee 2002-04, Georgia Tech 2005-09. Pro coach: Joined Bills in 2010.



DAN LIBURD

STRENGTH AND CONDITIONING ASSISTANT


Born August 19, 1984, Rockville Centre, NY. Attended Springfield College. No college or pro playing experience. Pro coach: Joined the Bills in 2009.



MARK LOECHER

STRENGTH AND CONDITIONING ASSISTANT

Born February 21, 1990, Buffalo, NY. Attended Mercyhurst University. No college or pro playing experience. Pro coach: Joined the Bills in 2015.



HAL LUTHER

ASSISTANT STRENGTH AND CONDITIONING

Born March 24, 1974, Dolgeville, N.Y. Quarterback Springfield (Mass.) College 1992-95. No pro playing experience. College coach: Western Michigan 1996, Wisconsin-LaCrosse 1996-97, North Carolina State 1998-2000, Syracuse 2000- 2012. Pro coach: Joined Bills in 2013.



JASON OSZVART

STRENGTH AND CONDITIONING ASSISTANT

Born December 24, 1988, Robinsville, N.J. Attended East Stroudsburg. No college or pro playing experience. Pro coach: New York Jets 2013-14, joined the Bills in 2015.



BUFFALO BILLS 2015 SEASON IN REVIEW

BILLS 2015 RANKINGS

OFFENSE

Category	Total	AFC Rank	NFL Rank
Total Yards/Game	360.9	5th	13th
Points Per Game	23.7	6th	12th
Passing Yards/Game	208.9	15th	28th
Passing Yards/Attempt	7.2	4th	12th
Interceptions	9	T-3rd	T-5th
Rushing Yards/Game	152.0	1st	1st
Rushing Yards/Play	4.8	1st	1st
Times Sacked	42	11th	22nd
1st Downs/Game	18.6	15th	T-28th
3rd Down Efficiency	38%	11th	21st
4th Down Efficiency	44%	9th	24th
Time of Possession	31:18	2nd	7th
Punt Return Average	7.5	12th	23rd
Kick Return Average	18.8	15th	30th
Net Punt Average	41.3	3rd	7th
Field Goal Percentage	85%	T-7th	T-16th

DEFENSE

Category	Total	AFC Rank	NFL Rank
Total Yards/Game	356.4	9th	19th
Points Per Game	22.4	8th	15th
Passing Yards/Game	248.3	9th	19th
Passing Yards/Attempt	6.6	8th	14th
Interceptions	17	T-4th	T-6th
Rushing Yards/Game	108.1	11th	16th
Rushing Yards/Play	4.4	14th	25th
Sacks	21.0	16th	31st
1st Downs/Game	20.1	T-10th	T-19th
3rd Down Efficiency	40%	13th	23rd
4th Down Efficiency	23%	1st	2nd
Time of Possession	28:42	2nd	7th
Punt Return Average	8.8	7th	19th
Kick Return Average	17.2	1st	1st
Net Punt Average	39.8	8th	16th
Field Goal Percentage	81%	7th	T-10th

ADDITIONAL POSTSEASON HONORS

PRO BOWL

LeSean McCoy

PRO BOWL ALTERNATES

Richie Incognito

Eric Wood

Tyrod Taylor

PFWA ALL-ROOKIE TEAM

Ronald Darby

PRO FOOTBALL FOCUS ALL-PRO TEAM

Richie Incognito - 1st Team

PRO FOOTBALL FOCUS DEFENSIVE R.O.Y.

Ronald Darby

BILLS FINISH 8-8 IN 2015

The Bills finished the 2015 season with an 8-8 record, marking the second season in a row that Buffalo had a record of .500 or better.

Buffalo's offense was carried by the rushing game this season as the Bills finished first overall in the league in rushing and rushing average. First year Bills RB LeSean McCoy, RB Karlos Williams and QB Tyrod Taylor all rushed over 500 yards, the first time the franchise has had three 500-yard rushers since 1962. McCoy earned the fourth Pro Bowl selection of his career with his efforts this season. Standout second year receiver Sammy Watkins went over 1,000 yards receiving and added nine touchdowns. Taylor started in 14 games at quarterback and finished the season with a 99.4 passer rating, which is the second highest ever by a Bill.


The Bills defense was led by the standout play of their cornerbacks, Ronald Darby and Stephon Gilmore. Darby finished fifth in the NFL in passes defensed and Gilmore tied for seventh. They combined for five interceptions. S Corey Graham led the team in tackles with 122, while DE Mario Williams and DE Jerry Hughes each finished the season with 5.0 sacks.

BILLS FINISH 8-8 IN 2015

CATEGORY	Bills
Record	8-8
Points Scored	379
Points Allowed	359
Touchdowns Scored	45
Touchdowns Allowed	42
Rushing TDs	19
Passing TDs	23
Return TDs	3
Rushing TDs Allowed	10
Passing TDs Allowed	30
Return TDs Allowed	2
Sacked/Yards Lost	42/257
Fumbles/Lost	28/10
Had Intercepted	9
Field Goals Made/Attempted	23/27
Average Yards Per Game	360.9
Opp. Average Yards Per Game	356.4
Average Rushing Yards Per Game	152.0
Opp. Avg. Rushing Yards Per Game	108.1
Average Passing Yards Per Game	208.9
Opp. Avg. Passing Yards Per Game	248.3
Turnover Ratio	+6
Average Time of Possession	31:18
NFL Rank-Total Offense/Run/Pass	13th/1st/28th
NFL Rank-Total Defense/Run/Pass	19th/16th/19th

BUFFALO BILLS

ROSTERS



Alphabetical

Numerical

Depth Chart

Transactions

How the Bills Were Built

By Experience

By Position

BUFFALO BILLS 2016 ALPHABETICAL ROSTER

NO	NAME	POS	HT	WT	DOB	EXP	COLLEGE	HOMETOWN	HOW ACQ.
57	Alexander, Lorenzo	LB	6-1	245	5/31/1983	10	California	Berkeley, Calif.	FA-16
26	Blanton, Robert	S	6-1	200	9/7/1989	5	Notre Dame	Clackamas, Ore.	FA-16
52	Brown, Preston	LB	6-1	251	10/27/1992	3	Louisville	Cincinnati, Ohio	D3-14
53	Brown, Zach	LB	6-1	248	10/23/1989	5	North Carolina	Columbia, Md.	FA-16
97	Bryant, Corbin	DT	6-4	300	1/4/1988	4	Northwestern	Chicago, Ill.	FA-12
22	Bush, Reggie	RB	6-0	205	3/2/1985	11	Southern California	Spring Valley, Calif.	FA-16
2	Carpenter, Dan	K	6-2	228	11/25/1985	9	Montana	Helena, Mont.	FA-13
87	Christian, Gerald	TE	6-3	250	8/26/1991	2	Louisville	Palm Beach Gardens, Fla.	FA-16
85	Clay, Charles	TE	6-3	255	2/13/1989	6	Tulsa	Little Rock, Ark.	FA-15
28	Darby, Ronald	CB	5-11	193	1/2/1994	2	Florida State	Oxon Hill, Md.	D2-15
99	Dareus, Marcell	DT	6-3	331	3/13/1990	6	Alabama	Huffman, Ala.	D1-11
91	Douzable, Leger	DE	6-4	284	5/31/1986	7	Central Florida	Tampa, Fla.	FA-16
42	Felton, Jerome	FB	6-0	248	7/3/1986	9	Furman	Duren, Germany	FA-16
35	Gillislee, Mike	RB	5-11	219	11/1/1990	3	Florida	DeLand, Fla.	FA-15
24	Gilmore, Stephon	CB	6-1	190	9/19/1990	5	South Carolina	Rock Hill, S.C.	D1-12
77	Glenn, Cordy	T	6-6	345	9/18/1989	5	Georgia	Riverdale, Ga.	D2-12
88	Goodwin, Marquise	WR	5-9	179	11/19/1990	3	Texas	Garland, Texas	D3-13
20	Graham, Corey	S	6-0	196	7/25/1985	10	New Hampshire	Buffalo, N.Y.	FA-14
72	Groy, Ryan	G	6-5	320	9/30/1990	3	Wisconsin	Middleton, Wis.	FA-15
66	Henderson, Seantrel	T	6-7	331	1/21/1992	3	Miami	St. Paul, Minn.	D7b-14
55	Hughes, Jerry	LB	6-2	254	8/13/1988	7	Texas Christian	Sugar Land, Texas	TR-13 (IND)
50	Humber, Ramon	LB	5-11	232	8/10/1987	8	North Dakota State	Minneapolis, Minn.	FA-16
17	Hunter, Justin	WR	6-4	203	5/20/1991	4	Tennessee	Virginia Beach, Va.	FA-16
64	Incognito, Richie	G	6-3	319	7/5/1983	10	Nebraska	Englewood, N.J.	FA-15
7	Jones, Cardale	QB	6-5	250	9/29/1992	R	Ohio State	Cleveland, Ohio	D4-16
71	Kouandjio, Cyrus	T	6-7	322	7/21/1993	3	Alabama	Hyattsville, Md.	D2-14
90	Lawson, Shaq	LB	6-3	267	6/17/1994	R	Clemson	Central, S.C.	D1-16
67	Lewis, Patrick	C	6-1	311	1/30/1991	4	Texas A&M	Reserve, La.	FA-16
3	Manuel, EJ	QB	6-4	237	3/19/1990	4	Florida State	Virginia Beach, Va.	D1-13
25	McCoy, LeSean	RB	5-11	208	7/12/1988	8	Pittsburgh	Harrisburg, Pa.	TR-15 (PHI)
56	McCray, Lerentee	LB	6-3	249	8/26/1990	4	Florida	Ocala, Fla.	TR-16 (GB)
36	Meeks, Jonathan	S	6-0	209	11/8/1989	3	Clemson	Rock Hill, S.C.	D5-13
76	Miller, John	G	6-2	303	8/12/1993	2	Louisville	Miami, Fla.	D3-15
79	Mills, Jordan	T	6-5	316	12/24/1990	4	Louisiana Tech	Thibodaux, La.	FA-15
84	O'Leary, Nick	TE	6-3	252	8/31/1992	1	Florida State	Palm Beach, Fla.	D6b-15
19	Powell, Walter	WR	6-0	189	11/23/1991	2	Murray State	St. Louis, Mo.	FA-15
39	Roberson, Marcus	CB	6-0	194	10/4/1992	3	Florida	Lauderdale Lakes, Fla.	FA-16
21	Robey-Coleman, Nickell	CB	5-8	165	1/17/1992	4	Southern California	Frostproof, Fla.	UFA-13
65	Sanborn, Garrison	LS	6-1	240	7/31/1985	8	Florida State	Tampa, Fla.	FA-09
6	Schmidt, Colton	P	5-11	224	10/27/1990	3	California-Davis	Bakersfield, Calif.	FA-14
29	Seymour, Kevon	CB	6-0	185	11/30/1993	R	Southern California	Pasadena, Calif.	D6b-16
51	Spikes, Brandon	LB	6-2	255	9/3/1987	6	Florida	Shelby, N.C.	FA-16
15	Tate, Brandon	WR	6-1	195	10/5/1987	8	North Carolina	Burlington, N.C.	FA-16
5	Taylor, Tyrod	QB	6-1	215	8/3/1989	6	Virginia Tech	Hampton, Va.	FA-15
92	Washington, Adolphus	DT	6-4	295	11/24/1992	R	Ohio State	Cincinnati, Ohio	D3-16
30	White, Corey	CB	6-1	210	5/9/1990	5	Samford	Dunwoody, Ga.	FA-16
23	Williams, Aaron	S	6-0	199	4/23/1990	6	Texas	Round Rock, Texas	D2-11
27	Williams, Duke	S	5-11	201	10/15/1990	4	Nevada	Reno, Nev.	D4-13
31	Williams, Jonathan	RB	6-0	223	2/2/1994	R	Arkansas	Allen, Texas	D5-16
95	Williams, Kyle	DT	6-1	303	6/10/1983	11	LSU	Ruston, La.	D5a-06
70	Wood, Eric	C	6-4	310	3/18/1986	8	Louisville	Cincinnati, Ohio	D1b-09
10	Woods, Robert	WR	6-0	190	4/10/1992	4	Southern California	Carson, Calif.	D2a-13
94	Worthy, Jerel	DE	6-2	308	4/26/1990	3	Michigan State	Huber Heights, Ohio	FA-15
	PRACTICE SQUAD								
49	Albright, Bryson	LB	6-5	225	3/15/1994	R	Miami (OH)	Cincinnati, Ohio	UFA-16
98	Coleman, Deandre	DT	6-5	341	1/27/1991	1	California	Seattle, Wash.	FA-16
16	Eagan, Ed	WR	5-10	193	6/19/1993	R	Northwestern State	New Orleans, La.	FA-16
80	Frazier, Mose	WR	5-10	196	8/30/1993	R	Memphis	Memphis, Tenn.	FA-16
47	Garner, Manasseh	TE	6-2	229	3/11/1992	1	Pittsburgh	Pittsburgh, PA	FA-16
13	Lewis, Dezmin	WR	6-4	214	12/5/1992	1	Central Arkansas	Mesquite, Texas	D7-15
9	Morgan, Marshall	K	6-3	194	11/28/1993	R	Georgia	Ft. Lauderdale, Fla.	UFA-16
74	Ola, Michael	T	6-5	312	4/19/1988	3	Hampton	Riverdale, Ga.	FA-16
43	Powell, Joe	DB	6-2	205	2/25/1994	R	Globe	Portsmouth, Va.	FA-16
54	Valles, Max	DE	6-4	250	8/5/1994	1	Virginia	Sicklerville, N.J.	FA-15
	RESERVE/PHYSICALLY UNABLE TO PERFORM								
81	Easley, Marcus	WR	6-2	217	11/2/1987	5	Connecticut	Stratford, Conn.	D4-10
	RESERVE/NON-FOOTBALL INJURY								
18	Listenbee, Kolby	WR	6-1	183	1/25/1994	R	Texas Christian	Arlington, Texas	D6a-16
	RESERVE/INJURED								
33	Anderson, Colt	S	5-10	195	10/25/1985	7	Montana	Butte, Mont.	FA-16
86	Annen, Blake	TE	6-4	247	5/28/1991	2	Cincinnati	Upper Arlington, Ohio	FA-15
31	Dowling, Jonathan	DB	6-3	190	12/8/1991	2	Western Kentucky	Bradenton, Fla.	FA-15
75	Enemkpali, IK	DE	6-1	261	7/3/1991	3	Louisiana Tech	Pflugerville, Texas	W-15 (NYJ)
89	Gragg, Chris	TE	6-3	244	6/30/1990	4	Arkansas	Warren, Ark.	D7-13
59	Ragland, Reggie	LB	6-2	252	9/23/1993	R	Alabama	Madison, Ala.	D2-16
11	Salas, Greg	WR	6-2	210	8/25/1988	5	Hawaii	Chino, Calif.	FA-15
43	Thomas, Phillip	S	6-0	223	3/1/1989	3	Fresno State	Bakersfield, Calif.	FA-15
14	Watkins, Sammy	WR	6-1	211	6/14/1993	3	Clemson	Fort Myers, Fla.	D1-14
	PRACTICE SQUAD/INJURED								
41	Parms, Damian	S	6-2	209	10/28/1992	1	Florida Atlantic	Miami, Fla.	FA-16
	RESERVE/DID NOT REPORT								
	Archer, Dri	RB	5-8	173	8/9/1991	3	Kent State	Laurel, Fla.	W-15 (NYJ)

BUFFALO BILLS 2016 NUMERICAL ROSTER

NO	NAME	POS	HT	WT	AGE	EXP	COLLEGE	HOMETOWN	HOW ACQ.
2	Dan Carpenter	K	6-2	228	30	9	Montana	Helena, Mont.	FA-13
3	EJ Manuel	QB	6-4	237	26	4	Florida State	Virginia Beach, Va.	D1-13
5	Tyrod Taylor	QB	6-1	215	27	6	Virginia Tech	Hampton, Va.	FA-15
6	Colton Schmidt	P	5-11	224	25	3	California-Davis	Bakersfield, Calif.	FA-14
7	Cardale Jones	QB	6-5	250	23	R	Ohio State	Cleveland, Ohio	D4-16
10	Robert Woods	WR	6-0	190	24	4	Southern California	Carson, Calif.	D2a-13
15	Brandon Tate	WR	6-1	195	28	8	North Carolina	Burlington, N.C.	FA-16
17	Justin Hunter	WR	6-4	203	25	4	Tennessee	Virginia Beach, Va.	FA-16
19	Walter Powell	WR	6-0	189	24	2	Murray State	St. Louis, Mo.	FA-15
20	Corey Graham	S	6-0	196	31	10	New Hampshire	Buffalo, N.Y.	FA-14
21	Nickell Robey-Coleman	CB	5-8	165	24	4	Southern California	Frostproof, Fla.	UFA-13
22	Reggie Bush	RB	6-0	205	31	11	Southern California	Spring Valley, Calif.	FA-16
23	Aaron Williams	S	6-0	199	26	6	Texas	Round Rock, Texas	D2-11
24	Stephon Gilmore	CB	6-1	190	26	5	South Carolina	Rock Hill, S.C.	D1-12
25	LeSean McCoy	RB	5-11	208	28	8	Pittsburgh	Harrisburg, Pa.	TR-15 (PHI)
26	Robert Blanton	S	6-1	200	27	5	Notre Dame	Clackamas, Ore.	FA-16
27	Duke Williams	S	5-11	201	25	4	Nevada	Reno, Nev.	D4-13
28	Ronald Darby	CB	5-11	193	22	2	Florida State	Oxon Hill, Md.	D2-15
29	Kevon Seymour	CB	6-0	185	22	R	Southern California	Pasadena, Calif.	D6b-16
30	Corey White	CB	6-1	210	26	5	Samford	Dunwoody, Ga.	FA-16
31	Jonathan Williams	RB	6-0	223	22	R	Arkansas	Allen, Texas	D5-16
35	Mike Gillislee	RB	5-11	219	25	3	Florida	DeLand, Fla.	FA-15
36	Jonathan Meeks	S	6-0	209	26	4	Clemson	Rock Hill, S.C.	D5-13
39	Marcus Roberson	CB	6-0	194	23	3	Florida	Lauderdale Lakes, Fla.	FA-16
42	Jerome Felton	FB	6-0	248	30	9	Furman	Duren, Germany	FA-16
50	Ramon Humber	LB	5-11	232	29	8	North Dakota State	Minneapolis, Minn.	FA-16
51	Brandon Spikes	LB	6-2	255	29	6	Florida	Shelby, N.C.	FA-16
52	Preston Brown	LB	6-1	251	23	3	Louisville	Cincinnati, Ohio	D3-14
53	Zach Brown	LB	6-1	248	26	5	North Carolina	Columbia, Md.	FA-16
55	Jerry Hughes	LB	6-2	254	28	7	Texas Christian	Sugar Land, Texas	TR-13 (IND)
56	Lerentee McCray	LB	6-3	249	26	4	Florida	Ocala, Fla.	TR-16 (GB)
57	Lorenzo Alexander	LB	6-1	245	33	10	California	Berkeley, Calif.	FA-16
64	Richie Incognito	G	6-3	319	33	10	Nebraska	Englewood, N.J.	FA-15
65	Garrison Sanborn	LS	6-1	240	31	8	Florida State	Tampa, Fla.	FA-09
66	Seantriel Henderson	T	6-7	331	24	3	Miami	St. Paul, Minn.	D7b-14
67	Patrick Lewis	C	6-1	311	25	4	Texas A&M	Reserve, La.	FA-16
70	Eric Wood	C	6-4	310	30	8	Louisville	Cincinnati, Ohio	D1b-09
71	Cyrus Kouandjio	T	6-7	322	23	3	Alabama	Hyattsville, Md.	D2-14
72	Ryan Groy	G	6-5	320	25	3	Wisconsin	Middleton, Wis.	FA-15
76	John Miller	G	6-2	303	23	2	Louisville	Miami, Fla.	D3-15
77	Cordy Glenn	T	6-6	345	27	5	Georgia	Riverdale, Ga.	D2-12
79	Jordan Mills	T	6-5	316	25	4	Louisiana Tech	Thibodaux, La.	FA-15
84	Nick O'Leary	TE	6-3	252	24	1	Florida State	Palm Beach, Fla.	D6b-15
85	Charles Clay	TE	6-3	255	27	6	Tulsa	Little Rock, Ark.	FA-15
87	Gerald Christian	TE	6-3	250	25	2	Louisville	Palm Beach Gardens, Fla.	FA-16
88	Marquise Goodwin	WR	5-9	179	25	4	Texas	Garland, Texas	D3-13
90	Shaq Lawson	LB	6-3	267	22	R	Clemson	Central, S.C.	D1-16
91	Leger Douzable	DE	6-4	284	30	7	Central Florida	Tampa, Fla.	FA-16
92	Adolphus Washington	DT	6-4	295	22	R	Ohio State	Cincinnati, Ohio	D3-16
94	Jerel Worthy	DE	6-2	308	26	3	Michigan State	Huber Heights, Ohio	FA-15
95	Kyle Williams	DT	6-1	303	33	11	LSU	Ruston, La.	D5a-06
97	Corbin Bryant	DT	6-4	300	28	4	Northwestern	Chicago, Ill.	FA-12
99	Marcell Dareus	DT	6-3	331	26	6	Alabama	Huffman, Ala.	D1-11
PRACTICE SQUAD									
9	Marshall Morgan	K	6-3	194	22	R	Georgia	Ft. Lauderdale, Fla.	FA-16
13	Dezmin Lewis	WR	6-4	214	23	1	Central Arkansas	Mesquite, Texas	D7-15
16	Ed Eagan	WR	5-10	193	23	R	Northwestern State	New Orleans, La.	FA-16
43	Joe Powell	DB	6-2	205	22	R	Globe	Portsmouth, Va.	FA-16
47	Manasseh Garner	TE	6-2	229	24	1	Pittsburgh	Pittsburgh, PA	FA-16
49	Bryson Albright	LB	6-5	225	22	R	Miami (OH)	Cincinnati, Ohio	UFA-16
54	Max Valles	DE	6-4	250	22	1	Virginia	Sicklerville, N.J.	FA-15
74	Michael Ola	T	6-5	312	28	3	Hampton	Riverdale, Ga.	FA-16
80	Mose Frazier	WR	5-10	196	23	R	Memphis	Memphis, Tenn.	FA-16
98	Deandre Coleman	DT	6-5	341	25	1	California	Seattle, Wash.	FA-16
RESERVE/PHYSICALLY UNABLE TO PERFORM									
81	Marcus Easley	WR	6-2	217	28	6	Connecticut	Stratford, Conn.	D4-10
RESERVE/NON-FOOTBALL INJURY									
18	Kolby Listenbee	WR	6-1	183	22	R	Texas Christian	Arlington, Texas	D6a-16
RESERVE/INJURED									
11	Greg Salas	WR	6-2	210	28	5	Hawaii	Chino, Calif.	FA-15
14	Sammy Watkins	WR	6-1	211	23	3	Clemson	Fort Myers, Fla.	D1-14
31	Jonathan Dowling	DB	6-3	190	24	2	Western Kentucky	Bradenton, Fla.	FA-15
33	Colt Anderson	S	5-10	195	30	7	Montana	Butte, Mont.	FA-16
43	Phillip Thomas	S	6-0	223	27	3	Fresno State	Bakersfield, Calif.	FA-15
59	Reggie Ragland	LB	6-2	252	22	R	Alabama	Madison, Ala.	D2-16
75	IK Enemkpali	DE	6-1	261	25	3	Louisiana Tech	Pflugerville, Texas	W-15 (NYJ)
86	Blake Annen	TE	6-4	247	25	3	Cincinnati	Upper Arlington, Ohio	FA-15
89	Chris Gragg	TE	6-3	244	26	4	Arkansas	Warren, Ark.	D7-13
PRACTICE SQUAD/INJURED LIST									
41	Damian Parms	S	6-2	209	23	1	Florida Atlantic	Miami, Fla.	FA-16
RESERVE/DID NOT REPORT									
	Dri Archer	RB	5-8	173	25	3	Kent State	Laurel, Fla.	W-16 (NYJ)

BUFFALO BILLS UNOFFICIAL 2016 DEPTH CHART

OFFENSE

WR	88 Marquise Goodwin	19 Walter Powell	17 Justin Hunter
LT	77 Cordy Glenn	71 Cyrus Kouandjio	
LG	64 Richie Incognito		
C	70 Eric Wood	67 Patrick Lewis	
RG	76 John Miller	72 Ryan Groy	
RT	79 Jordan Mills	66 Seantrel Henderson	
TE	85 Charles Clay	84 Nick O'Leary	87 Gerald Christian
QB	5 Tyrod Taylor	3 EJ Manuel	<u>7 Cardale Jones</u>
FB	42 Jerome Felton		
RB	25 LeSean McCoy	35 Mike Gillislee	22 Reggie Bush
WR	10 Robert Woods	15 Brandon Tate	<u>31 Jonathan Williams</u>

DEFENSE

DT	95 Kyle Williams	91 Leger Douzable	
NT	99 Marcell Dareus	94 Jerel Worthy	
DE	97 Corbin Bryant	<u>92 Adolphus Washington</u>	
OLB	55 Jerry Hughes	56 Lerentee McCray	
WILL	53 Zach Brown	50 Ramon Humber	
MIKE	52 Preston Brown	51 Brandon Spikes	
OLB	57 Lorenzo Alexander	<u>90 Shaq Lawson</u>	
CB	28 Ronald Darby	21 Nickell Robey-Coleman	30 Corey White
S	23 Aaron Williams	27 Duke Williams	36 Jonathan Meeks
S	20 Corey Graham	26 Robert Blanton	
CB	24 Stephon Gilmore	<u>29 Kevon Seymour</u>	39 Marcus Roberson

SPECIALISTS

K	2 Dan Carpenter		
KO	2 Dan Carpenter		
P	6 Colton Schmidt		
KOR	15 Brandon Tate	22 Reggie Bush	19 Walter Powell
PR	15 Brandon Tate	22 Reggie Bush	19 Walter Powell
LS	65 Garrison Sanborn		
H	6 Colton Schmidt		

ROOKIES UNDERLINED
EXEMPT IN ITALICS

2016 TRANSACTIONS

January 4 Signed **CB Mario Butler**, **RB Mike Gillislee**, **WR Greg Salas** and **P Colton Schmidt** to contract extensions. Signed **TE Blake Annen**, **DB Jonathan Dowling**, **TE Jacob Maxwell**, **C Ronald Patrick**, **DE Cedric Reed**, **G Cyril Richardson** and **S Phillip Thomas** to reserve/future contract.

January 10 **Rob Ryan** named assistant head coach/defense

January 12 Signed **WR Jarrett Boykin** and **WR Greg Little** to reserve/future contract.

January 13 **Ed Reed** named assistant defensive backs coach

January 20 Signed **RB James Wilder Jr.** to a reserve/future contract. **Kathryn Smith** named quality control-special teams coach.

February 3 Signed **CB Javier Arenas** to a reserve/future contract.

March 1 Designated **T Cordy Glenn** as franchise player. Released **RB Boobie Dixon**, **G Kraig Urbik** and **DE Mario Williams**.

March 4 Released **CB Leodis McKelvin**.

March 7 Tendered offers to Restricted Free Agents **DT Corbin Bryant**, **WR Chris Hogan** and **T Jordan Mills**

March 8 Re-signed **G Richie Incognito**

March 16 Signed **TE Jim Dray**

March 18 Signed **S Robert Blanton**

March 30 Signed **T Jordan Mills**

April 4 Signed **LB Zach Brown**, **WR Leonard Hankerson** and **CB Corey White**

April 5 Signed **CB Sterling Moore**

April 6 **LB AJ Tarpley** announced retirement

April 7 Signed **C Fernando Velasco**

April 11 Signed **LB Lorenzo Alexander** and **S Colt Anderson**

April 15 Released **T Tyson Chandler**

April 18 Signed **DT Corbin Bryant**. Released **DB Cam Thomas**

April 19 Released **LB Tony Stewart**.

April 28 Drafted **DE Shaq Lawson**

April 29 Drafted **LB Reggie Ragland** and **DT Adolphus Washington**. Released **TE Jacob Maxwell** and **LB A.J. Tarpley**

April 30 Drafted **QB Cardale Jones**, **RB Jonathan Williams**, **WR Kolby Listenbee** and **CB Kevon Seymour**.

May 2 Signed **LB Bryson Albright**, **WR Davonte Allen**, **WR Gary Chambers**, **LS Reid Ferguson**, **FB Glenn Gronkowski**, **C Robert Kugler**, **G Jamison Lalk**, **DE Claudell Louis**, **T Marquis Lucas**, **T Keith Lumpkin**, **K Marshall Morgan**, **LB Eric Striker**, **CB Julian Whigham**, **DT Justin Zimmer**. Released **CB Bud Noel**, **C Ronald Patrick** and **LB Jarlvis Wynn**.

May 10 Claimed **RB Dri Archer**

May 11 Signed **CB Kevon Seymour**.

May 12 Signed **WR Kolby Listenbee**

May 13 Signed **RB Jonathan Williams**

May 17 Signed **DT Adolphus Washington**

May 18 Placed **RB Dri Archer** on the Reserve/Did Not Report List

May 24 Signed **LB Reggie Ragland**

May 31 Signed **LB Jamarl Lattimore**

June 6 Signed **DE Shaq Lawson**

June 7 Signed **QB Cardale Jones**

June 9 Signed **RB Dan Herron**. Released **CB Julian Whigham**.

June 14 Signed **DE Leger Douzable** and **T Chris Martin**. Released **DE Claudell Louis** and **T Keith Lumpkin**.

June 17 Signed **T Justin Renfrow**. Designated **S Phillip Thomas** as Waived/Injured.

July 29 Placed **LB Manny Lawson** and **WR Kolby Listenbee** on the Active/Non-Football Injury list. Placed **WR Marcus Easley**, **DE Shaq Lawson**, **WR Sammy Watkins** and **DT Kyle Williams** on the Active/Physically Unable to Perform list. Placed **DT Marcell Dareus**, **DB Jonathan Dowling**, **T Seantrel Henderson** and **RB Carlos Williams** on the Active/Non-Football Illness list.

July 30 Signed **DT Casey Walker**. Waived **DE Cedric Reed**.

August 1 **DB Jonathan Dowling** is moved to the active roster. Signed **RB Reggie Bush** and **WR Kain Colter**. Released **WR Davonte Allen** and **K Marshall Morgan**.

August 7 Signed **LB David Hawthorne**, **LB Brandon Spikes** and **TE Jimmay Mundine**. Released **WR Gary Chambers** and **CB Javier Arenas**. Designated **LB Kevin Reddick** as Waived/Injured.

August 8 **DT Marcell Dareus**, **WR Sammy Watkins** and **DT Kyle Williams** are moved to the active roster.

August 15 **RB Carlos Williams** is moved to the active roster. Signed **LB Kroy Biermann**, **DT Brandon Deaderick** and **DT Alameda Ta'amu**. Waived/Injured **LB IK Enemkpall**. Released **DT T.J. Barnes** and **WR Leonard Hankerson**.

August 16 **LB Manny Lawson** is moved to the active roster.

August 20 Waived **RB Carlos Williams**.

August 22 **T Seantrel Henderson** is moved to the active roster.

August 28 Signed **QB Austin Trainor**.

August 30 Traded for **LB Larentee McCray** from the Green Bay Packers in return for an undisclosed 2018 draft pick. Released **LB David Hawthorne**, **LS Reid Ferguson**, **C Robert Kugler**, **WR Greg Little**, **TE Jimmay Mundine**, **LB Eric Striker**, **DT Alameda Ta'amu**, **QB Austin Trainor**, **DT Justin Zimmer**.

August 31 Designated **CB Jonathan Dowling**, **TE Chris Gragg** and **T Justin Renfrow** as Waived/Injured. Designated **WR Marcus Easley** and **LB Shaq Lawson** as Reserve/Physically Unable to Perform. Designated **WR Kolby Listenbee** as Reserve/Non-Football Injury. Designated **LB Reggie Ragland** as Reserve/Injured.

September 2 Signed **LB Ramon Humber**. Waived **K Jordan Gay**. Claimed **C Patrick Lewis** off waivers from Seattle. Released **G Jamison Lalk**. Released **LB Kroy Biermann**, **WR Jarrett Boykin**, **CB Mario Butler**, **WR Kain Colter**, **DL Brandon Deaderick**, **DL Lavar Edwards**, **FB Jerome Felton**, **RB Boom Herron**, **LB Manny Lawson**, **WR Dez Lewis**, **T Chris Martin**, **CB Sterling Moore**, **G Cyril Richardson**, **CB Sammy Seamster**, **LB Max Valles**, **C Fernando Velasco**, **DL Casey Walker** Placed **TE Blake Annen**, **LB Randall Johnson**, **T Marquis Lucas** and **RB James Wilder Jr.** on Injured Reserve.

September 4 Claimed **FB/TE Dan Vitale** off of waivers. Released **LB Jamarl Lattimore**. Signed **WR Dezmin Lewis** and **K Jordan Gay** to practice squad.

September 5 Signed **CB Doran Grant**, **WR Matt Hazel**, **G Gabe Ikard** and **LB Max Valles** to the practice squad. Released **FB/TE Dan Vitale** due to failed physical.

September 6 Signed **WR Brandon Tate** to the active roster. **LB Carlos Fields**, **CB Damian Parms** and **CB Marcus Roberson** added to the practice squad.

September 9 Signed **K Jordan Gay** to the active roster. Placed **T Seantrel Henderson** on the Reserve/Suspended list.

September 12 Signed **FB Jerome Felton**. Released **FB Glenn Gronkowski**.

September 13 Signed **T Chris Martin** to the practice squad. Released **CB Doran Grant** from practice squad.

September 15 Promoted **G Gabe Ikard** to the active roster from the practice squad. Released **LB Bryson Albright**.

September 16 Signed **LB Bryson Albright** to the practice squad.

September 19 Signed **T William Poehls** to the practice squad. Released **T Chris Martin** from practice squad.

September 27 Signed **WR Ed Eagan** and **G Terran Vaughn** to the practice squad. Released **Jordan Gay**. Released **LB Carlos Fields** and **DB Damian Parms** from the practice squad. Released **RB James Wilder** from Injured Reserve with an injury settlement.

September 28 Signed **T Michael Ola** from the Giants practice squad.

September 30 Placed **WR Sammy Watkins** on the reserve/injured list. Claimed **WR Justin Hunter** off waivers from Miami.

October 3 Placed **DT Marcell Dareus** and **T Seantrel Henderson** on Exempt list

October 4 Released **TE Jim Dray** and promoted **TE Gerald Christian** to the active roster. Signed **WR Corey Washington** to practice squad.

October 5 Signed **TE Manasseh Garner** to practice squad

October 7 Activated **DT Marcell Dareus** and placed **WR Greg Salas** on Reserve/Injured list. Released **OL Terran Vaughn** from the practice squad.

October 10 Activated **T Seantrel Henderson** and placed **S Colt Anderson** on Reserve/Injured list.

October 11 Signed **K Marshall Morgan** to the practice squad

October 21 Activated **LB Shaq Lawson** from PUP to active roster. Signed **TE Manasseh Garner** from practice squad to active roster. Released **TE Gerald Christian** and **G Gabe Ikard**.

October 25 Promoted **WR Ed Eagan** to the practice squad. Released **T Michael Ola**. Signed **TE Gerald Christian**, **WR Mose Frazier** and **S Joe Powell** to the practice squad. Released **WR Corey Washington** from practice squad.

October 27 Signed **T Michael Ola** to the practice squad. Released **T William Poehls** from practice squad.

October 28 Released **TE Manasseh Garner** and **WR Ed Eagan**. Promoted **TE Gerald Christian** from the practice squad.

October 29 Promoted **CB Marcus Roberson** from the practice squad.

October 31 Signed **WR Ed Eagan** and **TE Manasseh Garner** to the practice squad.

HOW THE BILLS WERE BUILT

YEAR	DRAFTEES	VETERAN FREE AGENTS	TRADES	FREE AGENTS
2006	Kyle Williams (5)			
2009	Eric Wood (1)			Garrison Sanborn (UFA)
2011	Marcell Dareus (1) Aaron Williams (2)			
2012	Stephon Gilmore (1) Cordy Glenn (2)	Corbin Bryant (Steelers)		
2013	EJ Manuel (1) Robert Woods (2) Marquise Goodwin (3) Duke Williams (4) Jonathan Meeks (5)	Dan Carpenter (Miami)	Jerry Hughes (Indianapolis)	Nickell Robey-Coleman (UFA)
2014	Cyrus Kouandjio (2) Preston Brown (3) Seanrel Henderson (7)	Corey Graham (Baltimore) Colton Schmidt (San Francisco)		
2015	Ronald Darby (2) John Miller (3) Nick O'Leary (6)	Charles Clay (Miami) Jerome Felton (Minnesota) Mike Gillislee (Arizona) Ryan Groy (Tampa Bay) Richie Incognito (Miami) Jordan Mills (Detroit) Walter Powell (NY Jets) Tyrod Taylor (Baltimore) Jerel Worthy (Green Bay)	LeSean McCoy (from Philadelphia)	
2016	Shaq Lawson (1) Adolphus Washington (3) Cardale Jones (4) Jonathan Williams (5) Kevon Seymour (6)	Lorenzo Alexander (Oakland) Robert Blanton (Minnesota) Zach Brown (Tennessee) Reggie Bush (Detroit) Gerald Christian (Arizona) Leger Douzable (NY Jets) Justin Hunter (Miami) Ramon Humber (New England) Patrick Lewis (Seattle) Marcus Roberson (Los Angeles) Brandon Spikes (New England) Brandon Tate (Cincinnati) Corey White (Arizona)	Lerentee McCray (from Green Bay)	

(ufa) indicates undrafted rookie free agent

(team) denotes team last played with

BY EXPERIENCE

11 YEARS (2)

Reggie Bush
Kyle Williams

10 YEARS (3)

Lorenzo Alexander
Corey Graham
Richie Incognito

9 YEARS (2)

Dan Carpenter
Jerome Felton

8 YEARS (5)

Ramon Humber
LeSean McCoy
Garrison Sanborn
Brandon Tate
Eric Wood

7 YEARS (2)

Leger Douzable
Jerry Hughes

6 YEARS (5)

Charles Clay
Marcell Dareus
Brandon Spikes
Tyrod Taylor
Aaron Williams

5 YEARS (6)

Robert Blanton
Zach Brown
Stephon Gilmore
Cordy Glenn
Corey White

4 YEARS (8)

Corbin Bryant
Patrick Lewis
EJ Manuel
Lerentee McCray
Jordan Mills
Nickell Robey-Coleman
Duke Williams
Robert Woods

3 YEARS (11)

Preston Brown
Mike Gillislee
Marquise Goodwin
Ryan Groy
Seantrel Henderson
Cyrus Kouandjio
Jonathan Meeks
Marcus Roberson
Colton Schmidt
Jerel Worthy

2 YEARS (3)

Ronald Darby
John Miller
Walter Powell

1 YEAR (2)

Gerald Christian
Nick O'Leary

ROOKIE (5)

Shaq Lawson
Cardale Jones
Kevon Seymour
Adolphus Washington
Jonathan Williams

BUFFALO BILLS PRONOUNCIATION

Dareus, Marcell	DAR-e-us (like 'jar')
Douzable, Leger	Leh-je' DOO-zah-bull
Gillislee, Mike	gil-is-LEE
Gilmore, Stephon	steph-AHN
Goodwin, Marquise	Mar-keese
Henderson, Seantrel	SHAWN-trel
Kouandjio, Cyrus	EYE-kurd
McCray, Lerentee	Luh-RENT-tay
Seymour, Kevon	KEY-von
Worthy, Jerel	juh-RELL



2016 BUFFALO BILLS ROSTER BY POSITION HEAD COACH REX RYAN



Offense: 26

Coordinator: Anthony Lynn
Senior Assistant: Chris Palmer

QUARTERBACKS (3)

Coach: David Lee
Assistant: Jason Vrable

No	Name	Pos	HT	WT	Exp	College
3	EJ Manuel	QB	6'4	237	4	Florida State
5	Tyrod Taylor	QB	6'1	215	6	Virginia Tech
7	Cardale Jones	QB	6'5	250	R	Ohio State

RUNNING BACKS (5)

Coach: Anthony Lynn

No	Name	Pos	HT	WT	Exp	College
22	Reggie Bush	RB	6'0	205	11	Southern California
25	LeSean McCoy	RB	5'11	208	8	Pittsburgh
31	Jonathan Williams	RB	6'0	223	R	Arkansas
35	Mike Gillislee	RB	5'11	219	3	Florida
42	Jerome Felton	FB	6'0	248	9	Furman

WIDE RECEIVERS (5)

Coach: Sanjay Lal

No	Name	Pos	HT	WT	Exp	College
10	Robert Woods	WR	6'0	190	4	Southern California
15	Brandon Tate	WR	6'1	195	8	North Carolina
17	Justin Hunter	WR	6'4	203	4	Tennessee
19	Walter Powell	WR	6'0	189	2	Murray State
88	Marquise Goodwin	WR	5'9	179	4	Texas

TIGHT ENDS (3)

Coach: Tony Sparano

No	Name	Pos	HT	WT	Exp	College
84	Nick O'Leary	TE	6'3	252	1	Florida State
85	Charles Clay	TE	6'3	255	6	Tulsa
87	Gerald Christian	TE	6'3	250	1	Louisville

OFFENSIVE LINE (9)

Coach: Aaron Kromer

Assistant: Pay Meyer

No	Name	Pos	HT	WT	Exp	College
64	Richie Incognito	G	6'3	319	10	Nebraska
66	Seantrel Henderson	T	6'7	331	3	Miami
67	Patrick Lewis	C	6'1	311	4	Texas A&M
70	Eric Wood	C	6'4	310	8	Louisville
71	Cyrus Kouandjio	T	6'7	332	3	Alabama
72	Ryan Groy	G	6'5	320	3	Wisconsin
76	John Miller	G	6'2	312	2	Louisville
77	Cordy Glenn	T	6'6	345	5	Georgia
79	Jordan Mills	T	6'5	316	4	Louisiana Tech

Defense: 24

Coordinator: Dennis Thurman
Assistant HC/Defense: Rob Ryan
Assistant: D'Anton Lynn
Assistant: Mike Giuliani

DEFENSIVE LINE (6)

Coach: John Blake

Coach: Jason Rebrovich

No	Name	Pos	HT	WT	Exp	College
91	Leger Douzable	DE	6'4	284	7	Central Florida
92	Adolphus Washington	DT	6'4	295	R	Ohio State
94	Jerel Worthy	DE	6'2	308	3	Michigan State
95	Kyle Williams	DT	6'1	303	11	LSU
97	Corbin Bryant	DT	6'4	300	4	Northwestern
99	Marcell Dareus	DT	6'3	331	6	Alabama

LINEBACKERS (8)

Coach: Bobby April III

Coach: Jeff Weeks (Outside)

No	Name	Pos	HT	WT	Exp	College
50	Ramon Humber	LB	5'11	235	8	North Dakota State
51	Brandon Spikes	LB	6'2	255	6	Florida
52	Preston Brown	LB	6'1	251	3	Louisville
53	Zach Brown	LB	6'1	248	5	North Carolina
55	Jerry Hughes	LB	6'2	254	7	Texas Christian
56	Lerentee McCray	LB	6'3	249	4	Florida
57	Lorenzo Alexander	LB	6'1	245	10	California
90	Shaq Lawson	LB	6'3	267	R	Clemson

DEFENSIVE BACKS (11)

Coach: Tim McDonald

Assistant: Ed Reed

No	Name	Pos	HT	WT	Exp	College
20	Corey Graham	S	6'0	196	10	New Hampshire
21	Nickell Robey-Coleman	CB	5'8	165	4	Southern California
23	Aaron Williams	S	6'0	199	6	Texas
24	Stephon Gilmore	CB	6'1	190	5	South Carolina
26	Robert Blanton	S	6'1	200	5	Notre Dame
27	Duke Williams	S	5'11	201	4	Nevada
28	Ronald Darby	CB	5'11	195	2	Florida State
29	Kevon Seymour	CB	6'0	185	R	Southern California
30	Corey White	CB	6'1	210	5	Samford
36	Jonathan Meeks	S	6'0	209	4	Clemson
39	Marcus Roberson	CB	6'0	191	3	Florida

SPECIAL TEAMS (3)

Coordinator: Danny Crossman

Assistants: Eric Smith, Kathryn Smith

No	Name	Pos	HT	WT	Exp	College
2	Dan Carpenter	K	6'2	228	9	Montana
6	Colton Schmidt	P	5'11	224	3	California-Davis
65	Garrison Sanborn	LS	6'1	240	8	Florida State

COACHING STAFF

Head Coach: Rex Ryan
 Assistant Head Coach/Defense: Rob Ryan
 Coordinators: Danny Crossman (Special Teams), Anthony Lynn (Offense), Dennis Thurman (Defense)
 Assistants: Bobby April III (Linebackers), John Blake (Defensive Line), Eric Ciano (Head Strength and Conditioning), Mike Giuliani (Coaching Assistant), Aaron Kromer (Offensive Line), Zak Kromer (Coaching Assistant), Sanjay Lal (Wide Receivers), David Lee (Quarterbacks), Dan Liburd (Strength and Conditioning Assistant), Mark Loecher (Strength and Conditioning Assistant), Hal Luther (Assistant Strength and Conditioning), D'Anton Lynn (Defensive Assistant), Tim McDonald (Defensive Backs), Pat Meyer (Offensive Assistant), Jason Oszvar (Strength and Conditioning Assistant), Chris Palmer (Senior Offensive Assistant), Jason Rebrovich (Defensive Line), Ed Reed (Assistant Defensive Backs), Deuce Schwartz (Coaching Assistant), Eric Smith (Special Teams Assistant), Kathryn Smith (Quality Control-Special Teams), Doug Socha (Coaching Assistant), Tony Sparano (Tight Ends), Jason Vrable (Assistant Quarterbacks), Jeff Weeks (Outside Linebackers)



HERD OF STATS

REGULAR SEASON GAME #9

Buffalo Bills at Seattle Seahawks

Monday, November 7, 2016

2016 HERD OF STATS

Game-By-Game Starters

Offensive Highs & Lows

Defensive Highs & Lows

Bills Superlatives

Opponent Superlatives

Defensive Summaries

Defensive Statistics

Scoring Drives

Game-by-Game Team

Game-by-Game Rushing

Game-by-Game Passing

Game-by-Game Receiving

Game-by-Game Punting/Kicking

Game-by-Game Punt Returns

Game-by-Game Kickoff Returns

Game-by-Game Defensive Stats

Big Plays

Goal-to-Go

Inside the 20

The Last Time

Turnover Analysis

ETCs

Game Summaries

Player Participation

NFL Stats

2016 BUFFALO BILLS GAME-BY-GAME STARTERS

OPP	OFFENSE										
	WR	WR	LT	LG	C	RG	RT	TE	TE-WR-FB	RB	QB
at BAL	Watkins	Woods	Glenn	Incognito	Wood	Miller	Mills	Clay	Dray	McCoy	Taylor
vs NYJ	Watkins	Woods	Kouandjio	Incognito	Wood	Miller	Mills	Clay	Salas	McCoy	Taylor
vs ARZ	Goodwin	Woods	Kouandjio	Incognito	Wood	Miller	Mills	Clay	O'Leary	McCoy	Taylor
at NE	Goodwin	Woods	Glenn	Incognito	Wood	Miller	Mills	Clay	O'Leary	McCoy	Taylor
at LA	Goodwin	Woods	Glenn	Incognito	Wood	Miller	Mills	Clay	Felton	McCoy	Taylor
vs SF	Goodwin	Woods	Glenn	Incognito	Wood	Miller	Mills	Clay	Hunter	McCoy	Taylor
at MIA	Goodwin	Hunter	Glenn	Incognito	Wood	Miller	Mills	Clay	Powell	McCoy	Taylor
vs NE	Hunter	Tate	Glenn	Incognito	Wood	Miller	Mills	Clay	Powell	Gillislee	Taylor

OPP	DEFENSE										
	DT	NT	DE/CB/DB	OLB	WILL	MIKE	OLB	CB	S	S	CB
at BAL	K. Williams	Bryant	Washington	Hughes	Z. Brown	P. Brown	Alexander	Darby	D. Williams	Graham	Gilmore
vs NYJ	K. Williams	Bryant	Washington	Hughes	Z. Brown	P. Brown	Alexander	Darby	D. Williams	Graham	Gilmore
vs ARZ	K. Williams	Bryant	Washington	Hughes	Z. Brown	P. Brown	Alexander	C. White	A. Williams	Graham	Gilmore
at NE	K. Williams	Bryant	Washington	Hughes	Z. Brown	P. Brown	Alexander	Darby	A. Williams	Graham	Gilmore
at LA	K. Williams	Bryant	Washington	Hughes	Z. Brown	P. Brown	Alexander	Darby	A. Williams	Graham	Gilmore
vs SF	K. Williams	Douzable	Robey-Coleman	Hughes	Z. Brown	P. Brown	Alexander	Darby	A. Williams	Graham	Gilmore
at MIA	K. Williams	Bryant	Washington	Hughes	Z. Brown	P. Brown	Alexander	Darby	A. Williams	Graham	Gilmore
vs NE	K. Williams	Douzable	Robey-Coleman	Hughes	Z. Brown	P. Brown	Alexander	Darby	R. Blanton	Graham	Gilmore

2016 OFFENSIVE HIGHS & LOWS

BEST		WORST
45 vs SF 10/16	POINTS	7 at BAL 9/11
29 vs SF 10/16	FIRST DOWNS	11 at BAL 9/11
16 vs SF 10/16	RUSHING FIRST DOWNS	4 at MIA 10/23
15 at NE 10/2	PASSING FIRST DOWNS	5 at BAL 9/11, vs ARZ 9/25
62% vs SF 10/16	THIRD DOWN EFFICIENCY	23% at BAL 9/11, at MIA 10/23
491 vs SF 10/16	TOTAL NET YARDS	160 at BAL 9/11
7.9 vs NYJ 9/15	AVERAGE PER PLAY	3.3 at BAL 9/11
312 vs SF 10/16	NET YARDS RUSHING	65 at BAL 9/11
307 vs NYJ 9/15	NET YARDS PASSING	88 vs ARZ 9/25
0 vs NYJ 9/15	QB SACKS	4 vs ARZ 9/25
307 vs NYJ 9/15	GROSS YARDS PASSING	111 at BAL 9/11
39 at NE 10/2	PASS ATTEMPTS	22 at BAL 9/11
27 at NE 10/2	PASS COMPLETIONS	12 at LA 10/9
0, six times: most recently vs NE 10/30	INTERCEPTED	1 vs NYJ 9/15, vs ARZ 9/25
9.9 vs NYJ 9/15	YARDS PER PASS	4.0 at BAL 9/11
50.7 vs SF 10/16	PUNTING AVERAGE	35.6 vs ARZ 9/25
3 at NE 10/2	PUNT RETURNS	1, three times; most recently vs NE 10/30
39 vs ARZ 9/25	PUNT RETURN YARDS	Minus-2 at LA 10/9
5 vs NYJ 9/15	KICKOFF RETURNS	0 vs SF 10/16
125 vs NYJ 9/15	KICKOFF RETURN YARDS	0 vs SF 10/16
6 vs SF 10/16	TOUCHDOWNS	1 at BAL 9/11, at NE 10/2
4 vs SF 10/16	RUSHING TOUCHDOWNS	0 vs NYJ 9/15, at NE 10/2
3 vs NYJ 9/15	PASSING TOUCHDOWNS	0, three times; most recently vs NE 10/30
36:11 at NE 10/2	TIME OF POSSESSION	20:48 vs NYJ 9/15

2016 DEFENSIVE HIGHS & LOWS

BEST		WORST
0 at NE 10/2	POINTS	41 vs NE 10/30
13 at NE 10/2	FIRST DOWNS	28 vs NYJ 9/15
2 vs NE 10/30	RUSHING FIRST DOWNS	15 at MIA 10/23
7 vs SF 10/16	PASSING FIRST DOWNS	18 vs NYJ 9/15
8% at NE 10/2	THIRD DOWN EFFICIENCY	69% vs NE 10/30
277 at NE 10/2	TOTAL NET YARDS	493 vs NYJ 9/15
4.5 vs ARZ 9/25	AVERAGE PER PLAY	6.9 vs NYJ 9/15
72 vs NE 10/30	NET YARDS RUSHING	256 at MIA 10/23
167 vs SF 10/16	NET YARDS PASSING	370 vs NYJ 9/15
5.0 vs ARZ 9/25, vs NE 10/30	QB SACKS	1.0 vs NYJ 9/15, at MIA 10/23
187 vs SF 10/16	GROSS YARDS PASSING	374 vs NYJ 9/15
25 at MIA 10/23	PASS ATTEMPTS	50 vs ARZ 9/25
13 vs SF 10/16	PASS COMPLETIONS	26 vs ARZ 9/25
2, vs ARZ 9/25, at LA 10/9	INTERCEPTED	0, five times: most recently vs NE 10/30
5.74 vs ARZ 9/25	YARDS PER PASS	10.6 vs NYJ 9/15
25.0 at MIA 10/23	PUNTING AVERAGE	55.5 at LA 10/9
0 vs NYJ 9/15	PUNT RETURNS	5 at MIA 10/23
0 vs NYJ 9/15	PUNT RETURN YARDS	28 at MIA 10/23
2 at BAL 9/11, at NE 10/2	KICKOFF RETURNS	4 at LA 10/9, vs SF 10/16, at MIA 10/23
30 at NE 10/2	KICKOFF RETURN YARDS	112 vs NE 10/30
0 at NE 10/2	TOUCHDOWNS	5 vs NE 10/30
0 at BAL 9/11, at NE 10/2, vs SF 10/16	RUSHING TOUCHDOWNS	3 vs NYJ 9/15
0 vs ARZ 9/25, at NE 10/2, at LA 10/9	PASSING TOUCHDOWNS	4, vs NE 10/30
23:49 at NE 10/2	TIME OF POSSESSION	39:12 vs NYJ 9/15

2016 BILLS SUPERLATIVES

RUSHING

Yards	150	L. McCoy at LA 10/9
Average (min. 10 carries)	8.3	L. McCoy at LA 10/9
Long	53	T. Taylor at LA 10/9
Touchdowns	3	L. McCoy vs SF 10/16

PASSING

Attempts	39	T. Taylor at NE 10/2
Completions	27	T. Taylor at NE 10/2
Percentage (min. 20 attempts)	69.2%	T. Taylor at NE 10/2
Yards	297	T. Taylor vs NYJ 9/15
Long	84	T. Taylor vs NYJ 9/15
Touchdowns	3	T. Taylor vs NYJ 9/15

RECEIVING

Receptions	7	R. Woods at NE 10/2
Yards	112	M. Goodwin vs NYJ 9/15
Average (min. 3 rec.)	23.3	M. Goodwin at MIA 10/23
Long	84	M. Goodwin vs NYJ 9/15
Touchdowns	1	Happened nine times, most recently: M. Goodwin at MIA 10/23

SPECIAL TEAMS

Punts	7	C. Schmidt at BAL 9/11, C. Schmidt at MIA 10/23
In 20	4	C. Schmidt at LA 10/9
Longest Punt	58	C. Schmidt at LA 10/9
Punt Return Attempts	3	B. Tate at NE 10/2
Punt Return Yards	39	B. Tate vs ARZ 9/25
Punt Return Average (min. 3 ret.)	6.0	B. Tate at NE 10/2
Long Punt Return	30	B. Tate at MIA 10/24
Kickoff Return Attempts	5	B. Tate vs NYJ 9/15
Kickoff Return Yards	125	B. Tate vs NYJ 9/15
Kickoff Return Average (min 3. Ret.)	25.0	B. Tate vs NYJ 9/15
Long Kickoff Return	45	B. Tate vs NYJ 9/15
PATs Made	6	D. Carpenter vs SF 10/16
PATs Attempted	6	D. Carpenter vs SF 10/16
Field Goals Made	3	D. Carpenter at NE 10/2
Field Goals Attempted	4	D. Carpenter at NE 10/2
Longest Field Goal	45	D. Carpenter vs ARZ 9/25

DEFENSE

Most Total Tackles	17	Z. Brown at NE 10/2
Most Solo Tackles	13	Z. Brown at NE 10/2
Most Sacks	3.0	L. Alexander at LA 10/9
Most Interceptions	2	S. Gilmore vs ARZ 9/25, N. Robey-Coleman at LA 10/9

2016 OPPONENT SUPERLATIVES

RUSHING

Yards	214	J. Ajayi at MIA 10/23
Average (min. 10 carries)	7.6	J. Ajayi at MIA 10/23
Long	53	J. Ajayi at MIA 10/23
Touchdowns	3	M. Forte vs NYJ 9/15

PASSING

Attempts	50	C. Palmer vs ARZ 9/25
Completions	26	C. Palmer vs ARZ 9/25
Percentage (min. 20 attempts)	70.6%	R. Fitzpatrick vs NYJ 9/15
Yards	374	R. Fitzpatrick vs NYJ 9/15
Long	66	J. Flacco at BAL 9/11, R. Tannehill at MIA 10/23
Touchdowns	4	T. Brady vs NE 10/30

RECEIVING

Receptions	7	L. Fitzgerald vs ARZ 9/25, T. Austin at LA 10/9
Yards	126	E. Decker vs NYJ 9/15
Average (min. 3 rec.)	30.3	M. Wallace at BAL 9/11
Long	66	M. Wallace at BAL 9/11
Touchdowns	1	Eight times, most recently; J. Edelman vs NE 10/30

SPECIAL TEAMS

Punts	6	R. Allen at NE 10/2
In 20	2	R. Allen at NE 10/2
Longest Punt	58	R. Allen at NE 10/2
Punt Return Attempts	3	D. Amendola at NE 10/2, J. Grant at MIA 10/23
Punt Return Yards	19	J. Edelman vs NE 10/30
Punt Return Average (min. 3 ret.)	3.7	J. Grant at MIA 10/23
Long Punt Return	12	Jo. Brown vs ARZ 9/25, J. Kerley vs SF 10/16
Kickoff Return Attempts	3	Three times, most recently: J. Grant at MIA 10/23
Kickoff Return Yards	62	M. Thomas at LA 10/9
Kickoff Return Average (min 3. Ret.)	20.7	M. Thomas at LA 10/9
Long Kickoff Return	73	D. Amendola vs NE 10/30
PATs Made	4	N. Folk vs NYJ 9/15
PATs Attempted	5	S. Gostkowski vs NE 10/30
Field Goals Made	5	S. Gostkowski vs NE 10/30
Field Goals Attempted	4	G. Zuerlein at LA 10/9
Longest Field Goal	60	C. Catanzaro vs ARZ 9/25

DEFENSE

Most Total Tackles	17	L. Ryan at NE 10/2
Most Solo Tackles	14	L. Ryan at NE 10/2
Most Sacks	2	Three times, most recently; T. Flowers vs NE 10/30
Most Interceptions	1	M. Williams vs NYJ 9/15, P. Peterson vs ARZ 9/25

Buffalo Bills 2016 Defensive and Special Teams Statistics (Per Gamebook Stats)

DEFENSIVE TACKLES				
PLAYER	Solo	Assist	TFL	TOTAL
Z. Brown	59	28	8	87
P. Brown	40	24	3	64
R. Darby	34	2	1	36
C. Graham	24	6	1	30
L. Alexander	25	5	7	30
K. Williams	20	9	6	29
J. Hughes	18	8	5	26
S. Gilmore	23	3	0	26
R. Blanton	17	5	0	22
A. Williams	13	7	1	20
L. Douzable	10	10	3	20
N. Robey-Coleman	11	2	1	13
A. Washington	9	4	3	13
C. Bryant	5	6	0	11
C. White	9	1	0	10
L. McCray	4	6	0	10
J. Worthy	3	4	1	7
B. Spikes	3	3	0	6
K. Seymour	4	0	0	4
D. Williams	4	0	0	4
J. Meeks	1	3	0	4
S. Lawson	2	2	1	4
M. Dareus	4	0	2	4
R. Humber	2	0	0	2
TOTAL	344	138	43	482

DEFENSIVE TOUCHDOWNS	
N. Robey-Coleman	2
A. Williams	1
TOTAL	3

SAFETY	
TOTAL	0

INTERCEPTIONS	
S. Gilmore	2
N. Robey-Coleman	2
C. Graham	1
C. White	1
TOTAL	6

DEFENSIVE FUMBLE RECOVERIES	
P. Brown	2
N. Robey-Coleman	1
A. Williams	1
C. Graham	1
TOTAL	5

DEFENSIVE FORCED FUMBLES	
L. Alexander	3
Z. Brown	2
P. Brown	1
L. McCray	1
J. Hughes	1
TOTAL	8

SPECIAL TEAMS TACKLES			
PLAYER	Solo	Assist	TOTAL
R. Blanton	8	0	8
R. Humber	5	1	6
L. Alexander	3	3	6
J. Meeks	5	0	5
K. Seymour	5	0	5
N. Robey-Coleman	4	0	4
M. Gillislee	3	0	3
G. Sanborn	0	2	2
C. Anderson	2	0	2
C. Graham	2	0	2
P. Brown	2	0	2
L. McCray	2	0	2
C. White	1	0	1
W. Powell	1	0	1
TOTAL	43	6	49

PASSES DEFENSED	
R. Darby	8
S. Gilmore	7
C. Graham	6
A. Williams	5
N. Robey-Coleman	4
J. Hughes	3
L. Alexander	2
C. White	1
D. Williams	1
A. Washington	1
J. Meeks	1
TOTAL	39

QUARTERBACK SACKS	
L. Alexander	9.0
J. Hughes	4.0
Z. Brown	3.0
K. Williams	2.5
A. Washington	2.0
L. Douzable	1.5
C. Graham	1.0
P. Brown	1.0
M. Dareus	1.0
S. Lawson	1.0
TOTAL	26.0

SPECIAL TEAMS FORCED FUMBLES	
N. Robey-Coleman	1
J. Meeks	1
W. Powell	1
TOTAL	3

2016 SCORING DRIVES

9/11 at BAL

Drive	Time/Quarter	Result
12-75, 7:09	3:02/2	L. McCoy 1 yd. run (D.Carpenter kick)

9/15 vs NYJ

Drive	Time/Quarter	Result
3-82, 1:25	5:16/1	M.Goodwin 84 yd. pass from T.Taylor (D.Carpenter kick)
13-54, 3:48	0:05/2	D.Carpenter 39 yd. Field Goal
3-75, 0:51	14:09/3	G.Salas 71 yd. pass from T.Taylor (D.Carpenter kick)
10-75, 2:45	1:17/4	M.Gillislee 18 yd. pass from T.Taylor (D.Carpenter kick)

9/25 vs ARZ

Drive	Time/Quarter	Result
7-77, 3:51	3:29/1	D.Carpenter 19 yd. Field Goal
5-53, 1:30	0:55/1	L.McCoy 24 yd. run (D.Carpenter kick)
6-52, 2:51	10:25/2	L.McCoy 5 yd. run (D.Carpenter kick)
6-47, 2:49	10:31/3	T.Taylor 20 yd. run (kick failed, wr)
4-3, 1:42	4:48/4	D.Carpenter 45 yd. Field Goal

10/2 at NE

Drive	Time/Quarter	Result
12-65, 7:11	5:31/1	L.McCoy 7 yd. pass from T.Taylor (D.Carpenter kick)
10-52, 3:58	14:49/2	D.Carpenter 34 yd. Field Goal
12-71, 4:40	7:46/2	D.Carpenter 43 yd. Field Goal
11-44, 4:27	0:28/3	D.Carpenter 44 yd. Field Goal

10/9 at LA

Drive	Time/Quarter	Result
12-76, 7:09	2:22/1	J.Hunter 4 yd. pass from T.Taylor (D.Carpenter kick)
2-63, 1:01	13:59/2	M.Gillislee 5 yd. run (kick blocked)
10-70, 1:56	0:00/2	D.Carpenter 23 yd. Field Goal
3-25, 1:04	2:37/4	M.Goodwin 6 yd. pass from T.Taylor (D.Carpenter kick)

10/16 vs SF

Drive	Time/Quarter	Result
11-75, 5:29	0:14/1	L.McCoy 4 yd. run (D.Carpenter kick)
7-75, 3:38	10:18/2	L.McCoy 12 yd. run (D.Carpenter kick)
14-53, 5:33	0:21/2	D.Carpenter 40 yd. Field Goal
4-60, 1:55	2:34/3	J.Hunter 30 yd. pass from T.Taylor (D.Carpenter kick)
8-75, 3:55	10:53/4	L.McCoy 18 yd. run (D.Carpenter kick)
1-27, 0:11	10:32/4	R.Woods 5 yd. pass from T.Taylor (D.Carpenter kick)
7-73, 3:25	5:40/4	M.Gillislee 44 yd. run (D.Carpenter kick)

10/23 at MIA

Drive	Time/Quarter	Result
6-20, 1:59	0:49/1	D.Carpenter 29 yd. Field Goal
7-40, 2:50	11:47/2	T.Taylor 10 yd. run (D.Carpenter kick)
1-67, 0:09	5:51/3	M.Goodwin 67 yd. pass from T.Taylor (D.Carpenter kick)
13-75, 2:10	0:14/4	R.Bush 1 yd. run (T.Taylor-R.Bush pass)

10/30 vs NE

Drive	Time/Quarter	Result
10-70, 3:55	11:05/1	D.Carpenter 23 yd. Field Goal

5-59, 2:14
13-75, 6:03
6-66, 1:56

6:26/2
7:57/3
0:30/4

M.Gillislee 3 yd. run (D.Carpenter kick)
T.Taylor 26 yd. run (D.Carpenter kick)
J.Williams 1 yd. run (E.Manuel-N.O'Leary pass)

2016 GAME-BY-GAME TEAM OFFENSE

Date	Game	1ST DOWNS				3rd DOWNS			TOTAL OFFENSE			RUSHING				PASSING						----TDs----				PAT		PAT		PAT		PUNTING								
		TOT	R	P	Pn	Att	Cnv	PCT	Yds	Ply	Avg	Yds	Ply	Avg	Net	Sk	Lst	Gr	Att	Com	In	PTS	R	P	S/D	KICK	RUSH	PASS	FG	Saf	No -	Yds	Avg							
S 11	@ BAL	11	5	5	1	13	3	23.1%	160	48	3.3	65	24	2.7	95	2	16	111	22	15	0	7	1	0	0	1	1	0	0	0	0	0	0	0	1	0	7	-	313	44.7
S 15	v NYJ	16	6	9	1	10	3	30.0%	393	50	7.9	86	19	4.5	307	0	0	307	31	19	1	31	0	3	1	4	4	0	0	0	0	0	1	1	0	3	-	118	39.3	
S 25	v ARI	16	11	5	0	13	4	30.8%	296	61	4.9	208	32	6.5	88	4	31	119	25	14	1	33	3	0	1	3	4	0	0	0	0	2	2	0	5	-	178	35.6		
O 2	@ NE	24	7	15	2	15	7	46.7%	378	73	5.2	134	32	4.2	244	2	2	246	39	27	0	16	0	0	1	1	1	0	0	0	0	3	4	0	4	-	163	40.8		
O 9	@ LA	15	8	6	1	12	4	33.3%	305	52	5.9	193	27	7.1	112	2	12	124	23	12	0	30	1	2	1	3	4	0	0	0	0	1	1	0	6	-	276	46.0		
O 16	v SF	29	16	10	3	13	8	61.5%	492	74	6.6	313	44	7.1	179	3	0	179	27	16	0	45	4	2	0	6	6	0	0	0	0	1	1	0	3	-	152	50.7		
O 23	@ MIA	16	4	9	3	13	3	23.1%	267	54	4.9	67	22	3.0	200	4	21	221	28	14	0	25	2	1	0	2	2	0	0	1	1	1	1	0	7	-	316	45.1		
O 30	v NE	25	8	11	6	13	4	30.8%	376	68	5.5	167	26	6.4	209	2	9	218	40	20	0	25	3	0	0	2	2	0	0	1	1	1	2	0	3	-	131	43.7		
N 7	@ SEA																																							
N 20	@ CIN																																							
N 27	v JAX																																							
D 4	@ OAK																																							
D 11	v PIT																																							
D 18	v CLE																																							
D 24	v MIA																																							
J 1	@ NYJ																																							
2016 TOTALS		152	65	70	17	102	36	35.3%	2667	480	5.6	1233	226	5.5	1434	19	91	1525	235	137	2	212	14	8	4	22	24	0	0	2	2	10	13	0	38	-	1647	43.3		
AVG. PER GAME		19.0	8.1	8.8	2.1				333.4	60.0		154.1	28.3		179.3	2.4	11.4	190.6	29.4	17.1	0.3	26.5													4.8		205.9			

Date	Game	PUNT RET.		KO RET.		FUM		PEN		Poss. Time
		No -	Yds	No -	Yds	No -	Lst	No -	Yds	
S 11	@ BAL	1	- 21	1	- 13	0	- 0	8	- 89	27:07
S 15	v NYJ	1	- 8	5	- 125	1	- 0	6	- 59	20:48
S 25	v ARI	2	- 39	3	- 38	3	- 0	9	- 75	26:00
O 2	@ NE	3	- 18	0	- 0	0	- 0	6	- 60	36:11
O 9	@ LA	2	- -2	4	- 90	1	- 0	7	- 60	24:26
O 16	v SF	2	- 16	0	- 0	3	- 2	7	- 71	35:11
O 23	@ MIA	1	- 30	3	- 63	0	- 0	6	- 45	22:58
O 30	v NE	1	- 2	3	- 68	2	- 0	12	- 84	30:09
N 7	@ SEA									
N 20	@ CIN									
N 27	v JAX									
D 4	@ OAK									
D 11	v PIT									
D 18	v CLE									
D 24	v MIA									
J 1	@ NYJ									
2016 TOTALS		13	- 132	19	- 397	10	- 2	61	- 543	27:51
AVG. PER GAME			16.5		49.6			7.6	67.9	

2016 GAME-BY-GAME RUSHING

Shaded rows indicates games started

Date	Game	25 LeSEAN McCOY					5 TYROD TAYLOR					35 MIKE GILLISLEE					31 JONATHAN WILLIAMS						
		Att	Yds	Avg	LG	TD	Att	Yds	Avg	LG	TD	Att	Yds	Avg	LG	TD	Att	Yds	Avg	LG	TD		
S 11	@ BAL	16	58	3.6	16	1	5	11	2.2	6	0												
S 15	v NYJ	15	59	3.9	24	0	2	25	12.5	15	0												
S 25	v ARI	17	110	6.5	24	2	9	76	8.4	49	1	3	20	6.7	8	0	3	2	0.7	1	0		
O 2	@ NE	19	70	3.7	9	0	5	28	5.6	14	0	6	30	5.0	16	0							
O 9	@ LA	18	150	8.3	53	0	5	28	5.6	22	0	2	6	3.0	5	1							
O 16	v SF	19	140	7.4	38	3	8	68	8.5	21	0	6	61	10.2	44	1							
O 23	@ MIA	8	11	1.4	4	0	7	35	5.0	10	1	5	20	4.0	20	0							
O 30	v NE	--- INACTIVE ---					5	48	9.6	26	1	12	85	7.083	28	1							
N 7	@ SEA																						
N 20	@ CIN																						
N 27	v JAX																						
D 4	@ OAK																						
D 11	v PIT																						
D 18	v CLE																						
D 24	v MIA																						
J 1	@ NYJ																						
2016 TOTALS		112	598	5.3	53	6	46	319	6.9	49	3	34	222	6.5	44	3	13	35	2.7	8	1		
NFL CAREER		1776	8285	4.7	66	53	177	1023	5.8	49	8	87	510	5.9	60	6	13	35	2.7	8	1		
w/BUFFALO		315	1493	4.7	53	9	150	887	5.9	49	7	81	489	6.0	60	6	13	35	2.7	8	1		

Date	Game	15 BRANDON TATE					6 COLTON SCHMIDT					3 EJ MANUEL					42 JEROME FELTON					
		Att	Yds	Avg	LG	TD	Att	Yds	Avg	LG	TD	Att	Yds	Avg	LG	TD	Att	Yds	Avg	LG	TD	
S 11	@ BAL																					
S 15	v NYJ											2	2	1.0	2	0						
S 25	v ARI																					
O 2	@ NE	1	4	4.0	4	0																
O 9	@ LA																					
O 16	v SF																					
O 23	@ MIA											3	11	3.7	8	0						
O 30	v NE	1	14	14	14	0	1	16	16.0	16	0											
N 7	@ SEA																					
N 20	@ CIN																					
N 27	v JAX																					
D 4	@ OAK																					
D 11	v PIT																					
D 18	v CLE																					
D 24	v MIA																					
J 1	@ NYJ																					
2016 TOTALS		2	18	9.0	14	0	1	16	16.0	16	0	5	13	2.6	8	0	3	8	2.7	6	1	
NFL CAREER		12	112	9.3	22	0	2	16	8.0	16	0	91	315	3.5	19	4	50	173	3.5	21	1	
w/BUFFALO		2	18	9.0	14	0	2	16	8.0	16	0	91	315	3.5	19	4	4	10	2.5	6	1	

Date	Game	10 ROBERT WOODS					22 REGGIE BUSH				
		Att	Yds	Avg	LG	TD	Att	Yds	Avg	LG	TD
S 11	@ BAL						3	-4	-1.3	5	0
S 15	v NYJ										
S 25	v ARI						--- DID NOT PLAY ---				
O 2	@ NE						--- INACTIVE ---				
O 9	@ LA						1	3	3.0	3	0
O 16	v SF	1	6	6.0	6	0	2	6	3.0	5	0
O 23	@ MIA	--- INACTIVE ---					1	1	1.0	1	1
O 30	v NE						2	-8	-4.0	2	0
N 7	@ SEA										
N 20	@ CIN										
N 27	v JAX										
D 4	@ OAK										
D 11	v PIT										
D 18	v CLE										
D 24	v MIA										
J 1	@ NYJ										
2016 TOTALS		1	6	6.0	6	0	9	-2	-0.2	5	1
NFL CAREER		4	22	5.5	13	0	1283	5491	4.3	76	36
w/BUFFALO		7	22	3.1	13	0	9	-2	-0.2	5	1

2016 GAME-BY-GAME PASSING

		5 TYROD TAYLOR										
Date	Game	GP	GS	Att	Com	Pct.	Yds	LG	TD	INT	Sck / Yds	Rate
S 11	@ BAL	❖	❖	22	15	68.2	111	33	0	0	2 - 16	79.9
S 15	v NYJ	❖	❖	30	18	60.0	297	84 t	3	1	0 - 0	112.8
S 25	v ARI	❖	❖	25	14	56.0	119	28	0	1	4 - 31	51.9
O 2	@ NE	❖	❖	39	27	69.2	246	23	1	0	2 - 2	94.6
O 9	@ LA	❖	❖	23	12	52.2	124	29	2	0	2 - 12	97.0
O 16	v SF	❖	❖	25	16	64.0	179	30 t	2	0	3 - 0	111.9
O 23	@ MIA	❖	❖	28	14	50.0	221	67 t	1	0	4 - 21	88.5
O 30	v NE	❖	❖	38	19	50.0	183	25	0	0	1 - 7	63.8
N 7	@ SEA											
N 20	@ CIN											
N 27	v JAX											
D 4	@ OAK											
D 11	v PIT											
D 18	v CLE											
D 24	v MIA											
J 1	@ NYJ											
2016 TOTALS		8	8	230	135	58.7	1480	84 t	9	2	18 - 89	87.2
NFL CAREER		36	22	645	396	61.4	4714	84 t	29	10	59 - 334	92.2
w/BUFFALO		22	22	610	377	61.8	4515	84 t	29	8	54 - 301	94.8

		3 EJ MANUEL										
Date	Game	GP	GS	Att	Com	Pct.	Yds	LG	TD	INT	Sck / Yds	Rate
S 11	@ BAL											
S 15	v NYJ	❖		1	1	100.0	10	10	0	0	0 - 0	108.3
S 25	v ARI											
O 2	@ NE											
O 9	@ LA											
O 16	v SF	❖		2	0	0.0	0	0	0	0	0 - 0	39.6
O 23	@ MIA											
O 30	v NE	❖		2	1	50.0	35	35	0	0	1 - 2	95.8
N 7	@ SEA											
N 20	@ CIN											
N 27	v JAX											
D 4	@ OAK											
D 11	v PIT											
D 18	v CLE											
D 24	v MIA											
J 1	@ NYJ											
2016 TOTALS		3	0	5	2	40.0	45	35	0	0	1 - 2	72.9
NFL CAREER		25	16	526	310	58.9	3416	80 t	19	15	41 - 250	78.4
w/BUFFALO		25	16	526	310	58.9	3416	80 t	19	15	41 - 250	78.4

		7 CARDALE JONES										
Date	Game	GP	GS	Att	Com	Pct.	Yds	LG	TD	INT	Sck / Yds	Rate
S 11	@ BAL											
S 15	v NYJ											
S 25	v ARI											
O 2	@ NE											
O 9	@ LA											
O 16	v SF											
O 23	@ MIA											
O 30	v NE											
N 7	@ SEA											
N 20	@ CIN											
N 27	v JAX											
D 4	@ OAK											
D 11	v PIT											
D 18	v CLE											
D 24	v MIA											
J 1	@ NYJ											
2016 TOTALS		0	0	0	0	---	0	0	0	0	0 - 0	---
NFL CAREER		29	5	177	96	54.2	1042	42	5	10	17 - 99	57.7
w/BUFFALO		0	0	0	0	---	0	0	0	0	0 - 0	---

2015 GAME-BY-GAME PASSING (cont.)

Date	Game	OPPONENTS										
		Passer	Att	Comp	Pct.	Yds	LG	TD	INT	Sck /	Yds	Rate
S 11	@ BAL	Flacco	33	22	66.7	258	66 t	1	0	4 -	33	100.3
S 15	v NYJ	Fitzpatrick	34	24	70.6	374	37	1	0	1 -	4	116.5
S 25	v ARI	Palmer	50	26	52.0	287	25	0	4	5 -	27	36.0
O 2	@ NE	Brissett	27	17	63.0	205	58	0	0	3 -	18	86.2
O 9	@ LA	Keenum	31	21	67.7	271	31	0	2	4 -	28	68.1
O 16	v SF	Kaepernick	29	13	44.8	187	53 t	1	0	3 -	20	77.8
O 23	@ MIA	Tannehill	25	15	60.0	204	66 t	1	0	1 -	6	99.4
O 30	v NE	Brady	33	22	66.7	315	53 t	4	0	4 -	22	137.0
		Garoppolo	0	0	---	0	0	0	0	1 -	8	---
N 7	@ SEA											
N 20	@ CIN											
N 27	v JAX											
D 4	@ OAK											
D 11	v PIT											
D 18	v CLE											
D 24	v MIA											
J 1	@ NYJ											
2016 TOTALS			262	160	61.1	2101	66 t	8	6	26 -	166	87.0

2016 GAME-BY-GAME RECEIVING

Shaded rows indicates games started

Date	Game	10 ROBERT WOODS					85 CHARLES CLAY					25 LeSEAN McCOY					88 MARQUISE GOODWIN						
		Rec	Yds	Avg	LG	TD	Rec	Yds	Avg	LG	TD	Rec	Yds	Avg	LG	TD	Rec	Yds	Avg	LG	TD		
S 11	@ BAL	4	20	5.0	9	0	2	40	20.0	33	0	4	12	3.0	5	0	--- INACTIVE ---						
S 15	v NYJ	1	10	10.0	10	0	5	27	5.4	11	0	4	31	7.8	10	0	2	112	56.0	84	t	1	
S 25	v ARI	6	51	8.5	24	0	---					3	6	2.0	3	0	1	6	6.0	6	0	0	
O 2	@ NE	7	89	12.7	23	0	5	47	9.4	15	0	6	38	6.3	13	1	1	12	12.0	12	0	0	
O 9	@ LA	2	26	13.0	17	0	5	73	14.6	29	0	2	8	4.0	5	0	2	13	6.5	7	1	1	
O 16	v SF	5	44	8.8	18	1	5	52	10.4	20	0	1	2	2.0	2	0	2	22	11.0	16	0	0	
O 23	@ MIA	--- INACTIVE ---					2	29	14.5	18	0	---					4	93	23.3	67	t	1	
O 30	v NE	4	50	12.5	20	0	2	6	3.0	4	0	--- INACTIVE ---					--- INACTIVE ---						
N 7	@ SEA																						
N 20	@ CIN																						
N 27	v JAX																						
D 4	@ OAK																						
D 11	v PIT																						
D 18	v CLE																						
D 24	v MIA																						
J 1	@ NYJ																						
2016 TOTALS		29	290	10.0	24	1	26	274	10.5	33	0	20	97	4.9	13	1	12	258	21.5	84	t	3	
NFL CAREER		181	2128	11.8	57	12	238	2611	11.0	67	17	352	2671	7.6	70	13	32	607	19.0	84	t	6	
w/BUFFALO		181	2128	11.8	57	12	77	802	10.4	40	t	3	52	389	7.5	22	3	32	607	19.0	84	t	6

Date	Game	19 WALTER POWELL					84 NICK O'LEARY					14 SAMMY WATKINS					35 MIKE GILLISLEE						
		Att	Yds	Avg	LG	TD	Rec	Yds	Avg	LG	TD	Rec	Yds	Avg	LG	TD	Rec	Yds	Avg	LG	TD		
S 11	@ BAL	--- INACTIVE ---					---					4	43	10.8	19	0	1	-4	-4.0	-4	0	0	
S 15	v NYJ	---					---					2	20	10.0	11	0	1	18	18.0	18	t	1	1
S 25	v ARI	3	28	9.3	14	0	1	28	28.0	28	0	--- INACTIVE ---					---						
O 2	@ NE	4	22	5.5	11	0	2	20	10.0	17	0	--- INJURED RESERVE ---					1	13	13.0	13	0	0	
O 9	@ LA	---					---					---					---						
O 16	v SF	---					---					---					---						
O 23	@ MIA	2	23	11.5	13	0	2	29	14.5	23	0	--- INJURED RESERVE ---					---						
O 30	v NE	3	59	19.7	35	0	1	7	7.0	7	0	--- INJURED RESERVE ---					---						
N 7	@ SEA																						
N 20	@ CIN																						
N 27	v JAX																						
D 4	@ OAK																						
D 11	v PIT																						
D 18	v CLE																						
D 24	v MIA																						
J 1	@ NYJ																						
2016 TOTALS		12	132	11.0	35	0	7	94	13.4	28	0	6	63	10.5	19	0	6	36	6.0	18	t	1	
NFL CAREER		12	132	11.0	35	0	8	131	16.4	37	0	131	2092	16.0	84	15	12	65	5.4	18	t	1	
w/BUFFALO		12	132	11.0	35	0	8	131	16.4	37	0	131	2092	16.0	84	15	12	65	5.4	18	t	1	

Date	Game	17 JUSTIN HUNTER					11 GREG SALAS					15 BRANDON TATE					22 REGGIE BUSH								
		Rec	Yds	Avg	LG	TD	Rec	Yds	Avg	LG	TD	Rec	Yds	Avg	LG	TD	Rec	Yds	Avg	LG	TD				
S 11	@ BAL	--- WITH MIAMI ---					---					---					---								
S 15	v NYJ	--- WITH MIAMI ---					4	89	22.3	71	t	1	---					---							
S 25	v ARI	--- WITH MIAMI ---					---					---					---								
O 2	@ NE	--- INACTIVE ---					---					---					--- DID NOT PLAY ---								
O 9	@ LA	1	4	4.0	4	t	1	---					---					---							
O 16	v SF	1	30	30.0	30	t	1	---					---					---							
O 23	@ MIA	2	25	12.5	15	0	---					---					---								
O 30	v NE	1	7	7.0	7	0	---					2	31	15.5	25	0	1	13	13.0	13	0	0			
N 7	@ SEA																								
N 20	@ CIN																								
N 27	v JAX																								
D 4	@ OAK																								
D 11	v PIT																								
D 18	v CLE																								
D 24	v MIA																								
J 1	@ NYJ																								
2016 TOTALS		5	66	13.2	30	t	2	4	89	22.3	71	t	1	4	48	12.0	25	0	3	47	15.7	25	0		
NFL CAREER		73	1182	16.2	75	t	10	50	704	14.1	71	t	1	61	949	15.6	65	t	6	473	3555	7.5	77	t	18
w/BUFFALO		5	66	13.2	30	t	2	7	130	18.6	71	t	1	4	48	12.0	25	0	3	47	15.7	25	0		

2016 GAME-BY-GAME RECEIVING (cont.)

		42 JEROME FELTON				
Date	Game	Rec	Yds	Avg	LG	TD
S 11	@ BAL	--- NOT WITH TEAM ---				
S 15	v NYJ	---				
S 25	v ARI	---				
O 2	@ NE	1	2	2.0	2	0
O 9	@ LA	---				
O 16	v SF	---				
O 23	@ MIA	---				
O 30	v NE	2	26	13.0	22	0
N 7	@ SEA	---				
N 20	@ CIN	---				
N 27	v JAX	---				
D 4	@ OAK	---				
D 11	v PIT	---				
D 18	v CLE	---				
D 24	v MIA	---				
J 1	@ NYJ	---				
2016 TOTALS		3	28	9.3	22	0
NFL CAREER		47	392	8.3	27	0
w/BUFFALO		4	40	10.0	22	0

2016 GAME-BY-GAME PUNTING

		6 COLTON SCHMIDT															
Date	Game	No	Yds	Gross Avg	Net Avg.	TB	Yds	In 20	LG	Blk	Punt Sequence						
											Outcome/Return						
S 11	@ BAL	7	313	44.7	41.7	1	1	3	50	0	50	39	49	46	49	37	43
											8	ob	ob	fc	tb	ob	-7
S 15	v NYJ	3	118	39.3	39.3	0	0	1	45	0	33	40	45				
											d	ob	fc				
S 25	v ARI	5	178	35.6	33.2	0	12	1	45	0	45	39	26	43	25		
											12	fc	ob	d	fc		
O 2	@ NE	4	163	40.8	39.8	0	4	0	48	0	43	48	35	37			
											5	-1	0	0			
O 9	@ LA	6	276	46.0	45.7	0	2	4	58	0	45	52	58	39	32	50	
											ob	5	ob	-3	d	ob	
O 16	v SF	3	152	50.7	40.0	1	12	1	54	0	54	49	49				
											12	ob	tb				
O 23	@ MIA	7	316	45.1	41.1	0	28	2	57	0	45	27	47	43	43	57	54
											0	ob	8	3	d	8	9
O 30	v NE	3	131	43.7	37.3	0	19	1	56	0	33	42	56				
											ob	9	10				
N 7	@ SEA																
N 20	@ CIN																
N 27	v JAX																
D 4	@ OAK																
D 11	v PIT																
D 18	v CLE																
D 24	v MIA																
J 1	@ NYJ																
2015 TOTALS		38	1647	43.3	40.2	2	78	13	58	0							
NFL CAREER		206	9136	44.3	40.0	11	677	66	67	0							
w/BUFFALO		206	9136	44.3	40.0	11	677	66	67	0							

2016 GAME-BY-GAME PUNT RETURNS

Date	Game	15 BRANDON TATE						22 REGGIE BUSH						19 WALTER POWELL					
		No	Yds	Avg	LG	FC	TD	No	Yds	Avg	LG	FC	TD	No	Yds	Avg	LG	FC	TD
S 11	@ BAL	1	21	21.0	21	0	0												
S 15	v NYJ	1	8	8.0	8	1	0												
S 25	v ARI	2	39	19.5	31	0	0												
O 2	@ NE	3	18	6.0	18	2	0												
O 9	@ LA	2	-2	-1.0	0	0	0												
O 16	v SF	2	16	8.0	13	1	0												
O 23	@ MIA	1	30	30.0	30	2	0												
O 30	v NE	1	2	2.0	2	1	0												1
N 7	@ SEA																		
N 20	@ CIN																		
N 27	v JAX																		
D 4	@ OAK																		
D 11	v PIT																		
D 18	v CLE																		
D 24	v MIA																		
J 1	@ NYJ																		
2016 TOTALS		13	132	10.2	31	7	0	0	0	---	0	1	0	0	0	---	0	1	0
NFL CAREER		167	1547	9.3	56	76	1	100	781	7.8	71	18	4	13	64	4.9	16	4	0
w/BUFFALO		13	132	10.2	31	7	0	0	0	---	0	1	0	1	16	16.0	16	2	0

2016 GAME-BY-GAME DEFENSIVE STATS (DEFENSIVE BACKS)

Shaded rows indicates games started

		20 COREY GRAHAM										21 NICKELL ROBEY-COLEMAN										23 AARON WILLIAMS												
Date	Game	TT	UT	AT	Sacks	Yds	Int	Yds	TD	FF	FR	TT	UT	AT	Sacks	Yds	Int	Yds	TD	FF	FR	TT	UT	AT	Sacks	Yds	Int	Yds	TD	FF	FR			
S 11	@ BAL	1	1	0								0	0	0									3	3	0									
S 15	v NYJ	4	3	1								5	5	0									6	3	3									
S 25	v ARI	4	4	0	1.0	9.0	1	0	0			1	1	0									0	0	0						1			
O 2	@ NE	2	1	1								2	2	0									2	2	0									
O 9	@ LA	3	3	0								1	0	1			2	44	1				2	1	1									
O 16	v SF	8	5	3								1	1	0									3	2	1									
O 23	@ MIA	7	6	1								1	1	0									4	2	2									
O 30	v NE	1	1	0								2	1	1									--- INACTIVE ---											
N 7	@ SEA																																	
N 20	@ CIN																																	
N 27	v JAX																																	
D 4	@ OAK																																	
D 11	v PIT																																	
D 18	v CLE																																	
D 24	v MIA																																	
J 1	@ NYJ																																	
2016 TOTALS		30	24	6	1.0	9.0	1	0	0	0	1	13	11	2	0.0	0.0	2	44	1	0	1	20	13	7	0.0	0.0	0	0	0	0	0	1		
		(LG: 0)										(LG: 41t)										(LG: 34)												
NFL CAREER		456	351	105	3.0	10.0	15	200	1	2	4	140	115	25	5.0	25.0	3	63	2	1	3	255	184	71	0.0	0.0	7	95	0	2	1			
		(LG: 45)										(LG: 41t)										(LG: 34)												
w/BUFFALO		229	174	55	2.0	10.0	5	135	1	0	3	140	115	25	5.0	25.0	3	63	2	1	3	255	184	71	0.0	0.0	7	95	0	2	1			
		(LG: 45)										(LG: 41t)										(LG: 34)												

		24 STEPHON GILMORE										26 ROBERT BLANTON										27 DUKE WILLIAMS											
Date	Game	TT	UT	AT	Sacks	Yds	Int	Yds	TD	FF	FR	TT	UT	AT	Sacks	Yds	Int	Yds	TD	FF	FR	TT	UT	AT	Sacks	Yds	Int	Yds	TD	FF	FR		
S 11	@ BAL	5	3	2								0	0	0									1	1	0								
S 15	v NYJ	6	6	0								0	0	0									2	2	0								
S 25	v ARI	3	2	1			2	48	0			3	3	0								1	1	0									
O 2	@ NE	1	1	0								1	1	0								0	0	0									
O 9	@ LA	4	4	0								4	2	2								0	0	0									
O 16	v SF	3	3	0								0	0	0								0	0	0									
O 23	@ MIA	1	1	0								4	4	0								0	0	0									
O 30	v NE	3	3	0								10	7	3								0	0	0									
N 7	@ SEA																																
N 20	@ CIN																																
N 27	v JAX																																
D 4	@ OAK																																
D 11	v PIT																																
D 18	v CLE																																
D 24	v MIA																																
J 1	@ NYJ																																
2016 TOTALS		26	23	3	0.0	0.0	2	48	0	0	0	22	17	5	0.0	0.0	0	0	0	0	0	4	4	0	0.0	0.0	0	0	0	0	0	0	
		(LG: 34)										(LG: 1)										(LG: 34)											
NFL CAREER		204	179	25	0.0	0.0	11	165	0	4	0	210	144	66	0.0	0.0	1	1	0	0	1	126	94	32	1.0	2.0	2	68	0	2	4		
		(LG: 34)										(LG: 1)										(LG: 34)											
w/BUFFALO		204	179	25	0.0	0.0	11	165	0	4	0	22	17	5	0.0	0.0	0	0	0	0	0	126	94	32	1.0	2.0	2	68	0	2	4		
		(LG: 34)										(LG: 1)										(LG: 34)											

		28 RONALD DARBY										29 KEVON SEYMOUR										30 COREY WHITE													
Date	Game	TT	UT	AT	Sacks	Yds	Int	Yds	TD	FF	FR	TT	UT	AT	Sacks	Yds	Int	Yds	TD	FF	FR	TT	UT	AT	Sacks	Yds	Int	Yds	TD	FF	FR				
S 11	@ BAL	7	7	0								--- INACTIVE ---										0	0	0											
S 15	v NYJ	6	5	1								1	1	0									0	0	0										
S 25	v ARI	--- INACTIVE ---										2	2	0									9	8	1		1	0	0						
O 2	@ NE	3	2	1								1	1	0									0	0	0										
O 9	@ LA	6	6	0								0	0	0									--- INACTIVE ---												
O 16	v SF	3	3	0								0	0	0								0	0	0											
O 23	@ MIA	8	8	0								0	0	0								1	1	0											
O 30	v NE	3	3	0								0	0	0								0	0	0											
N 7	@ SEA																																		
N 20	@ CIN																																		
N 27	v JAX																																		
D 4	@ OAK																																		
D 11	v PIT																																		
D 18	v CLE																																		
D 24	v MIA																																		
J 1	@ NYJ																																		
2016 TOTALS		36	34	2	0.0	0.0	0	0	0	0	0	4	4	0	0.0	0.0	0	0	0	0	0	10	9	1	0.0	0.0	1	0	0	0	0	0			
		(LG: 27)										(LG: 0)										(LG: 43)													
NFL CAREER		104	95	9	0.0	0.0	2																												

2016 GAME-BY-GAME DEFENSIVE STATS (DEF. BACKS cont.)

Shaded rows indicates games started

Date	Game	33 COLT ANDERSON									36 JONATHAN MEEKS									39 MARCUS ROBERSON											
		TT	UT	AT	Sacks	Yds	Int	Yds	TD	FF	FR	TT	UT	AT	Sacks	Yds	Int	Yds	TD	FF	FR	TT	UT	AT	Sacks	Yds	Int	Yds	TD	FF	FR
S 11	@ BAL	--- INACTIVE ---									2 0 2									--- PRACTICE SQUAD ---											
S 15	v NYJ	--- INACTIVE ---									0 0 0									--- PRACTICE SQUAD ---											
S 25	v ARI	--- INACTIVE ---									1 0 1									--- PRACTICE SQUAD ---											
O 2	@ NE	0	0	0							0	0	0									0	0	0							
O 9	@ LA	0	0	0							0	0	0									0	0	0							
O 16	v SF	--- INJURED RESERVE ---									0 0 0									--- PRACTICE SQUAD ---											
O 23	@ MIA	--- INJURED RESERVE ---									0 0 0									--- PRACTICE SQUAD ---											
O 30	v NE	--- INJURED RESERVE ---									1 1 0									0 0 0											
N 7	@ SEA																														
N 20	@ CIN																														
N 27	v JAX																														
D 4	@ OAK																														
D 11	v PIT																														
D 18	v CLE																														
D 24	v MIA																														
J 1	@ NYJ																														
2016 TOTALS		0	0	0	0.0	0.0	0	0	0	0	4	1	3	0.0	0.0	0	0	0	0	0	0	0	0	0	0.0	0.0	0	0	0	0	0
NFL CAREER		48	38	10	0.0	0.0	1	4	0	0	4	1	3	0.0	0.0	0	0	0	0	0	0	37	32	5	0.0	0.0	1	18	0	1	0
w/BUFFALO		0	0	0	0.0	0.0	0	0	0	0	4	1	3	0.0	0.0	0	0	0	0	0	0	0	0	0	0.0	0.0	0	0	0	0	0
		(LG: 4)																		(LG: 18)											

2016 BIG PLAYS

BILLS BIG PLAYS

◀ or ◀◀ Indicates plays on same drive

Date	Game	BILLS 10+ YARD RUSHES			BILLS 20+ YARD PASSES				
		Gain, Player	Qtr.	Drive Result	Gain, Player	Qtr.	Drive Result		
S 11	@ BAL	16, McCoy	2	◀	TD-R	33, Taylor-Clay	2	◀	TD-R
		13, McCoy	2	◀	TD-R				
S 15	v NYJ	15, Taylor	2	◀	Punt	84t, Taylor-Goodwin	1		TD-P
		10, McCoy	2	◀	Punt	71t, Taylor-Salas	3		TD-P
		24, McCoy	4		Downs	28, Taylor-Woods (10)/Goodwin (18)	4		Game
		10, Taylor	4		TD-R				
S 25	v ARI	49, Taylor	1	◀	FG	24, Taylor-Woods	1	◀◀	TD-R
		17, McCoy	1	◀	FG	28, Taylor-O'Leary	4		Punt
		24t, McCoy	1	◀◀	TD-R				
		18, McCoy	2	◀	TD-R				
		10, Taylor	2	◀	TD-R				
		20t, Taylor	3		TD-R				
O 2	@ NE	16, Gillislee	1		TD-R	22, Taylor-Woods	2		Punt
		14, Taylor	1		FG	23, Taylor-Woods	3		FGA
		11, Gillislee	2		FG				
O 9	@ LA	15, McCoy	1	◀	TD-P	29, Taylor-Clay	1	◀	TD-P
		22, Taylor	1	◀	TD-P				
		53, McCoy	2		TD-R				
		17, McCoy	2		FG				
		13, McCoy	3		Punt				
		24, McCoy	4		TD-P				
O 16	v SF	16, McCoy	1		Fumble	20, Taylor-Clay	1		TD-R
		38, McCoy	2	◀	TD-R	23, Taylor-O'Leary	3	◀	TD-P
		12t, McCoy	2	◀	TD-R	30t, Taylor-Hunter	3	◀	TD-P
		22, McCoy	2	◀◀	FG				
		10, Taylor	2	◀◀	FG				
		18, Taylor	2	◀◀	FG				
		12, McCoy	3	◀	TD-P				
		21, Taylor	4	◀◀	TD-R				
		18t, McCoy	4	◀◀	TD-R				
		44t, Gillislee	4		TD-R				
O 23	@ MIA	10t, Taylor	2		TD-R	67t, Taylor-Goodwin	3		TD-P
		20, Gillislee	3		Punt	25, Taylor-Tate	4		TD-R
O 30	v NE	28, Gillislee	1	◀	FG	22, Taylor-Felton	1	◀	FG
		14, Tate	1	◀	FG	25, Taylor-Bush	2		TD-R
		16, Gillislee	2		FGA	20, Taylor-Woods	3		Downs
		16, Schmidt	3	◀	TD-R	35, Manuel-Powell	4		TD-R
		26t, Taylor	3	◀	TD-R				
		17, Taylor	4		Downs				
				39	10+ yard rushes				
						18	20+ yard passes		

(continued on next page)

2016 BIG PLAYS (cont.)

OPPONENTS BIG PLAYS

◀ or ◀◀ or ◀◀◀ Indicates plays on same drive

Date	Game	OPPONENTS 10+ YARD RUSHES			OPPONENTS 20+ YARD PASSES				
		Gain, Player	Qtr.	Drive Result	Gain, Player	Qtr.	Drive Result		
S 11	@ BAL	10, West	2	◀	TD-P	35, Flacco-Perriman	1		FG
		11, Wallace	4		Game	66t, Flacco-Wallace	2	◀	TD-P
S 15	v NYJ	10, Fitzpatrick	1	◀	FG	27, Flacco-Pitta	4		FG
		10, Forte	3	◀◀◀	TD-R	34, Fitzpatrick-Enunwa	1	◀	FG
		11, Forte	3	◀◀◀	TD-R	24, Fitzpatrick-Decker	1		FG
		12t, Forte	4	◀◀	TD-R	37, Fitzpatrick-Marshall	2		TD-R
S 25	v ARI	11, D.Johnson	2		TD-R	21, Fitzpatrick-Enunwa	2	◀◀	TD-P
		13, D.Johnson	3		Fumble	21, Fitzpatrick-Marshall	2	◀◀	TD-P
		22t, D.Johnson	3		TD-R	27, Fitzpatrick-Marshall	4	◀	FG
O 2	@ NE	11, Blount	3		FGA	35, Fitzpatrick-Decker	4	◀	FG
		10, Brissett	3		Punt	27, Fitzpatrick-Decker	4	◀◀	TD-R
		16, Blount	4		Downs	23, Palmer-Ja.,Brown	4		INT
O 9	@ LA	11, D.Johnson	3		INT	25, Palmer-Floyd	4		INT
		10, Brissett	3		Punt	58, Brissett-Bennett	2		Fumble
O 9	@ LA	16, Blount	4		Downs	24, Keenum-Gurley	1		FG
		12, Gurley	2		TD-R	28, Keenum-Britt	1		Fumble
		16, Gurley	3		FG	31, Keenum-Austin	2		FG
O 16	v SF	11, Hyde	2	◀	TD-P	21, Keenum-Kendricks	3		INT
		11, Kaepernick	2	◀◀	FG	31, Keenum-Quick	4	◀	FG
		15, Hyde	2	◀◀	FG	26, Keenum-M.Brown	4	◀	FG
		10, Kaepernick	3		Punt	53t, Kaepernick-T.Smith	2		TD-P
		29, Kaepernick	3		Downs	26, Tannehill-Landry	1		Punt
O 23	@ MIA	10, Ajayi	1	◀	FG	21, Tannehill-Landry	3	◀	TD-R
		11, Ajayi	1	◀	FG	66t, Tannehill-Stills	4		TD-P
		12, Ajayi	1	◀	FG				
		11, Ajayi	2	◀◀	FG				
		14, Ajayi	2	◀◀	FG				
		17, Ajayi	2		Half				
		10, Ajayi	3	◀	TD-R				
		13, Tannehill	3	◀	TD-R				
		53, Ajayi	4		Punt				
O 30	v NE	14, Ajayi	4	◀	TD-R	53t, Brady-Hogan	1		TD-P
		12, D.Williams	4	◀	TD-R	53t, Brady-Gronkowski	2		TD-P
		15, Brady	3		TD-R	33, Brady-Gronkowski	4		FG
		31 10+ yard rushes			27 20+ yard passes				

2016 GOAL TO GO

OFFENSE						DEFENSE					
Date	Opponent	#	Qtr.	Result	(pts)	Date	Opponent	#	Qtr.	Result	(pts)
9/11	BAL	1	2	TD	7	9/15	NYJ	1	2	TD	7
9/25	ARZ	2	1	FG	3	9/15	NYJ	2	2	TD	7
9/25	ARZ	3	2	TD	7	9/15	NYJ	3	3	TD	7
10/2	NE	4	1	TD	7	9/25	ARZ	4	2	TD	7
10/9	LA	5	1	TD	7	10/9	LA	5	2	TD	7
10/9	LA	6	2	TD	7	10/9	LA	6	4	FG	3
10/9	LA	7	2	FG	3	10/23	MIA	7	3	TD	7
10/9	LA	8	4	TD	7	10/30	NE	8	3	TD	7
10/16	SF	9	1	TD	7						
10/16	SF	10	4	TD	7						
10/23	MIA	11	2	TD	7						
10/23	MIA	12	4	TD	7						
10/30	NE	13	1	FG	3						
10/30	NE	14	2	TD	7						
10/30	NE	15	4	Downs	0						
10/30	NE	16	4	TD	7						

2016 Breakdown:	16 times inside 12 touchdowns 3 Field Goals	2016 Breakdown:	8 times inside 7 touchdowns 1 Field Goals
Scoring Percentage:	94% (15 of 16)	Scoring Percentage:	100% (8 of 8)
Failed to Score:	6% (1 of 16)	Failed to Score:	N/A
TD Percentage:	75% (12 of 16)	TD Percentage:	88% (7 of 8)
FG Percentage:	25% (4 of 16)	FG Percentage:	12% (1 of 8)

2016 INSIDE THE 20

OFFENSE						DEFENSE					
Date	Opponent	#	Qtr.	Result	(pts)	Date	Opponent	#	Qtr.	Result	(pts)
9/11	BAL	1	2	TD	(7)	9/11	BAL	1	4	FG	(3)
9/15	NYJ	2	4	TD	(7)	9/15	NYJ	2	1	FG	(3)
9/25	ARZ	3	1	FG	(3)	9/15	NYJ	3	1	FG	(3)
9/25	ARZ	4	2	TD	(7)	9/15	NYJ	4	2	TD	(7)
10/2	NE	5	1	TD	(7)	9/15	NYJ	5	2	TD	(7)
10/2	NE	6	2	FG	(7)	9/15	NYJ	6	3	TD	(7)
10/9	LA	7	1	TD	(7)	9/15	NYJ	7	4	FG	(3)
10/9	LA	8	2	TD	(7)	9/15	NYJ	8	4	TD	(7)
10/9	LA	9	2	FG	(3)	9/25	ARZ	9	2	TD	(7)
10/9	LA	10	4	TD	(7)	9/25	ARZ	10	3	FUM	(0)
10/9	LA	11	4	End of Game	(0)	9/25	ARZ	11	4	INT	(0)
10/16	SF	12	1	TD	(7)	10/2	NE	12	2	FUM	(0)
10/16	SF	13	2	TD	(7)	10/9	LA	13	1	FG	(3)
10/16	SF	14	4	TD	(7)	10/9	LA	14	2	FG	(3)
10/16	SF	15	4	TD	(7)	10/9	LA	15	2	TD	(7)
10/23	MIA	16	1	FG	(3)	10/9	LA	16	4	FG	(3)
10/23	MIA	17	2	TD	(7)	10/16	SF	17	1	FG	(3)
10/23	MIA	18	4	TD	(7)	10/16	SF	18	4	Downs	(0)
10/30	NE	19	1	FG	(3)	10/23	MIA	19	1	FG	(3)
10/30	NE	20	2	TD	(7)	10/23	MIA	20	2	FG	(3)
10/30	NE	21	4	Downs	(0)	10/23	MIA	21	3	TD	(7)
10/30	NE	22	4	TD	(7)	10/23	MIA	22	4	TD	(7)
						10/30	NE	23	1	TD	(7)
						10/30	NE	24	3	TD	(7)
						10/30	NE	25	3	TD	(7)
						10/30	NE	26	4	FG	(3)

2016 Breakdown:	22 times inside 15 Touchdowns 5 field goals	2016 Breakdown:	26 times inside 11 touchdowns 11 field goals
Scoring Percentage:	91% (20 of 22)	Scoring Percentage:	85% (22 of 26)
Failed to Score:	9% (2 of 22)	Failed to Score:	15% (4 of 26)
TD Percentage:	68% (15 of 22)	TD Percentage:	42% (11 of 26)
FG Percentage:	23% (5 of 22)	FG Percentage:	42% (11 of 26)

THE LAST TIME...

PUNT RETURNED FOR A TD

By Bills: Marcus Thigpen vs. Green Bay Packers 12/14/14 (75 yards)
By Opponent: Travis Benjamin at Cleveland Browns, 10/3/13 (79 yards)

KICKOFF RETURNED FOR A TD

By Bills: CJ Spiller vs. Miami Dolphins 9/14/14 (102+ yards)
By Opponent: Marcus Thigpen vs. Miami Dolphins, 11/15/12 (96 yards)

INTERCEPTION RETURNED FOR A TD

By Bills: Nickell Robey-Coleman (41 yards) at LA Rams, 10/9/16
By Opponent: Telvin Smith (26 yards) at Jacksonville Jaguars, 10/25/15

AT LEAST TWO INTERCEPTIONS IN A GAME

By Bills: Nickell Robey-Coleman (2) at LA Rams, 10/9/16
By Opponent: Lavonte David (2) at Tampa Bay Buccaneers, 12/8/13

FUMBLE RETURNED FOR A TD

By Bills: Aaron Williams (53 yards) vs Arizona Cardinals, 9/25/16
By Opponent: Chris Clemons (6 yards) at Jacksonville Jaguars,
10/25/15

PUNT BLOCKED

By Bills: Boobie Dixon vs. New York Jets 11/24/14
By Opponent: Chris Clemons at Miami Dolphins, 11/20/11

PUNT BLOCK RETURNED FOR A TD

By Bills: Manny Lawson vs. N.Y. Jets 11/24/14 (in end zone - Boobie Dixon blocked Ryan Quigley's punt)
By Opponent: Lex Hilliard at Miami Dolphins, 11/20/11 (in end zone – Chris Clemons blocked P Brian Moorman's punt)

FIELD GOAL BLOCKED

By Bills: Mario Williams vs. Green Bay Packers, 12/14/14
By Opponent: Joe Haden vs. Cleveland Browns, 11/30/14

FIELD GOAL BLOCK RETURNED FOR TD

By Bills: Cornelius Bennett vs. Denver Broncos, 9/30/90 (80 yards after Nate Odomes blocked David Treadwell's att.)
By Opponent: Lemar Parrish, Cincinnati Bengals, 11/8/70 (83 yards after Ken Riley blocked Grant Guthrie's att.)

EXTRA POINT BLOCKED

By Bills: Alex Carrington at San Diego Chargers, 12/11/11
By Opponent: Cam Thomas at LA, 10/9/16

EXTRA POINT MISSED

By Bills: Missed – Dan Carpenter vs. Arizona Cardinals, 9/25/16 (wide right)
By Opponent: Missed- Nick Novak vs. Houston Texans, 12/6/15 (wide right)

TWO POINT CONVERSION ATTEMPTED and SUCCESSFUL

By Bills: EJ Manuel pass to Nick O'Leary, 10/30/16
By Opponent: Ryan Tannehill pass to Jarvis Landry at Miami Dolphins, 10/23/16

TWO POINT CONVERSION FAILED

By Bills: Tyrod Taylor is sacked at Kansas City, 11/29/15
By Opponent: Carson Palmer pass failed vs Arizona Cardinals, 9/25/16

SAFETY RECORDED

By Bills: Ryan Tannehill fumble out of bound in end zone for a Safety vs. Miami Dolphins, 11/8/15
By Opponent: LeSean McCoy tackled in the end zone for a safety vs Arizona Cardinals, 9/25/16

100 YARD INDIVIDUAL RUSHING GAME

By Bills: LeSean McCoy (140) vs San Francisco, 10/16/16
By Opponent: Jay Ajayi, (214 yards) at Miami Dolphins, 10/23/16

THE LAST TIME...

200 YARD INDIVIDUAL RUSHING GAME

By Bills: Fred Jackson (212 yards) vs. Indianapolis Colts, 1/3/10
By Opponent: Jay Ajayi, (214 yards) at Miami Dolphins, 10/23/16

TWO 100 YARD RUSHERS IN THE SAME GAME

By Bills: LeSean McCoy (112) & Karlos Williams (110) vs. Miami Dolphins 11/8/15
By Opponent: Stevan Ridley (106 yards) and Brandon Bolden (137 yards) vs. New England Patriots, 9/30/12

100 YARD INDIVIDUAL RECEIVING GAME

By Bills: Marquise Goodwin (112) vs. New York Jets, 9/15/16
By Opponent: Rob Gronkowski (109) vs New England Patriots, 10/30/16

200 YARD INDIVIDUAL RECEIVING GAME

By Bills: Lee Evans (265 yards) at Houston Texans, 11/19/06
By Opponent: Wes Welker (217 yards) vs. New England Patriots, 9/25/11

TWO 100 YARD RECEIVERS IN THE SAME GAME

By Bills: Steve Johnson (158 yards) and Lee Evans (105 yards) at Baltimore Ravens, 10/24/10
By Opponent: Eric Decker (126) and Brandon Marshall (101) vs New York Jets, 9/15/16

300+ YARD INDIVIDUAL PASSING GAME

By Bills: Kyle Orton (329) at Oakland Raiders, 12/21/14
By Opponent: Tom Brady (315) vs New England Patriots, 10/30/16

FIVE TOUCHDOWNS RUSHING

By Bills: Cookie Gilchrist vs. New York Titans, 12/8/63
By Opponent: Never accomplished

AT LEAST FOUR TOUCHDOWNS RUSHING

By Bills: Willis McGahee at Seattle Seahawks, 11/28/04
By Opponent: Clarence Williams at San Diego Chargers, 9/16/79

AT LEAST THREE TOUCHDOWNS RUSHING

By Bills: LeSean McCoy (3) vs San Francisco, 10/16/16
By Opponent: Matt Forte (3) vs New York Jets, 9/15/16

AT LEAST TWO TOUCHDOWNS RUSHING

By Bills: LeSean McCoy (3) vs San Francisco, 10/16/16
By Opponents: C.J. Anderson (3) at Denver Broncos, 12/7/14

FOUR TD RECEPTIONS

By Bills: Don Beebe vs. Pittsburgh Steelers, 9/8/91
By Opponents: Randy Moss vs. New England Patriots, 11/18/07

AT LEAST THREE TD RECEPTIONS

By Bills: Steve Johnson at Cincinnati Bengals, 11/21/10
By Opponents: Marvin Harrison at Indianapolis Colts, 9/23/01

AT LEAST TWO TD RECEPTIONS

By Bills: Sammy Watkins (2) at Kansas City Chiefs, 11/29/15
By Opponents: R. Gronkowski (2) vs. New England Patriots, 9/20/15

SIX TD PASSES

By Bills: Jim Kelly vs. Pittsburgh Steelers, 9/8/91
By Opponents: Daryle Lamonica at Oakland Raiders, 10/19/69

AT LEAST FIVE TD PASSES

By Bills: Jim Kelly vs. Cincinnati Bengals, 10/21/91
By Opponent: Drew Brees at New Orleans Saints, 10/27/13

THE LAST TIME...

AT LEAST FOUR TD PASSES

By Bills: Kyle Orton (4) at New York Jets, 10/26/14
By Opponent: Tom Brady (4) vs New England Patriots, 10/30/16

AT LEAST THREE TD PASSES

By Bills: Tyrod Taylor (3) vs. New York Jets, 9/15/16
By Opponents: Tom Brady (4) vs New England Patriots, 10/30/16

AT LEAST THREE SACKS

By Bills: (3.0) Lorenzo Alexander at LA Rams, 10/9/16
By Opponent: (3.0) C. Jones vs. New England Patriots, 09/20/15

LAST OVERTIME GAME

By Bills: 9/7/14 at Chicago Bears (23-20) W

WON IN OVERTIME

By Bills: 9/7/14 at Chicago Bears (23-20)
By Opponent: 12/1/13 vs. Atlanta Falcons (31-34)

SHUTOUT RECORDED

By Bills: 10/2/16 at New England Patriots (16-0)
By Opponent: 12/28/08 vs. New England Patriots (13-0)

AT LEAST 200-YARDS RUSHING

By Bills: 312 vs. San Francisco, 10/16/16
By Opponent: 256 at Miami Dolphins, 10/23/16

AT LEAST 300-YARDS RUSHING

By Bills: 312 vs. San Francisco, 10/16/16
By Opponent: 311 at San Francisco, 10/7/12

AT LEAST 400 NET YARDS PASSING

By Bills: 437 at Minnesota Vikings, 9/15/02
By Opponent: 451 vs. New England Patriots, 09/20/15

AT LEAST 300 NET YARDS PASSING

By Bills: 307 vs New York Jets, 9/15/16
By Opponent: 374 vs New York Jets, 9/15/16

AT LEAST 500 TOTAL YARDS

By Bills: 514 at Baltimore Ravens, 10/24/10
By Opponent: 493 vs New York Jets, 9/15/16

AT LEAST 400 TOTAL YARDS

By Bills: 491 vs. San Francisco, 10/16/16
By Opponent: 454 at Miami Dolphins, 10/23/16

50 OR MORE POINTS

By Bills: 54 at Kansas City Chiefs, 11/23/08
By Opponent: 52 vs. New England Patriots, 9/30/12

40 OR MORE POINTS

By Bills: 45 vs San Francisco, 10/16/16
By Opponent: 41 vs New England Patriots, 10/30/16

SCORED A TOUCHDOWN ON OFFENSE, DEFENSE AND SPECIAL TEAMS

By Bills: at Denver Broncos, 12/24/11 (C. Spiller rushing TD, J. Byrd interception return, L. McKelvin punt return)
By Opponent: at Cleveland Browns 10/3/13 (Josh Gordon receiving TD, T.J. Ward interception return, Travis Benjamin punt return TD)

2016 TURNOVER ANALYSIS

OFFENSIVE TURNOVERS

Date	Opponent	Turnover	Yardline	Qtr.	Result (Pts.)
9/15	NYJ	INT	NYJ 13	4	FG (3)
9/25	ARZ	INT	ARZ 10	2	PUNT (0)
10/16	SF	Fumble	BUF 36	1	FG (3)
10/16	SF	Fumble	BUF 20	4	Downs (0)

DEFENSIVE TURNOVERS

Date	Opponent	Turnover	Yardline	Qtr.	Result (Pts.)
9/11	BAL	Fumble	BAL 47	1	Punt (0)
9/15	NYJ	Fumble	NYJ 33	3	TD (7)
9/25	ARZ	INT	ARZ 30	4	FG (3)
9/25	ARZ	INT	BUF 1	4	Safety (0)
9/25	ARZ	INT	BUF -1	4	Punt (0)
9/25	ARZ	INT	BUF -5	4	End of Game (0)
9/25	ARZ	Fumble	BUF 22	3	TD (7)
10/2	NE	Fumble	BUF 18	2	Punt (0)
10/9	LA	Fumble	BUF 37	1	TD (7)
10/9	LA	INT	LA 41	3	TD (7)
10/9	LA	INT	LA 17	4	End of Game (0)

SPECIAL TEAMS TURNOVERS

Date	Opponent	Turnover	Yardline	Qtr.	Result (Pts.)
10/16	SF	Fumble Recovery	SF 27	1	TD (7)

MISCELLANEOUS TURONVERS

Date	Opponent	Explanation
------	----------	-------------

2016 ETCs

4-4 Regular Season Record
 1-3 In AFC East Games
 0-1 In AFC North Games
 0-0 In AFC South Games
 0-0 In AFC West Games
 3-0 In NFC Games

2-2 At Home
 2-2 On the Road
 4-4 Outdoors
 0-0 In Domed Stadiums
 1-2 On Grass

0-1 In 3-point or less Games
 4-3 When Won Coin Toss
 0-1 When Lost Coin Toss
 2-1 When Scored First
 2-3 When Opp. Scored First
 0-0 In overtime games

4-1 When Yielding 20 Points or Less

4-2 When Scoring 21 Points or More

4-1 When Led at Halftime
 0-3 When Trailing at Halftime
 0-0 When Tied at Halftime

4-1 When Led at the End of 3rd Quarter
 0-3 When Trailing at the End of 3rd Quarter
 0-0 When Tied at the End of 3rd Quarter

3-0 When Buffalo has 100-Yard Rusher

0-2 When Opp. has 100-Yard Rusher

0-1 When Buffalo has 100-Yard Receiver

0-3 When Opp. has 100-Yard Receiver

0-0 When Buffalo has 300-Yard Passer

0-2 When Opp. has 300-Yard Passer

2016 INSTANT REPLAY

Buffalo has challenged 4 plays this season under the NFL's replay system.

Date	Opp.	Explanation	Result
9/11	BAL	Buffalo challenged the runner broke the plane ruling	Upheld
9/15	NYJ	Buffalo challenged the pass completion ruling	Reversed
10/2	NE	Buffalo Challenged the short of the line gain ruling	Reversed
10/30	NE	Buffalo challenged the short of the line to gain ruling	Upheld

REGULAR SEASON WEEK 1 – Bills 7, Ravens 13
September 11, 2016 – M&T Bank Stadium – 71,104

The Buffalo Bills dropped their 2016 regular season-opener, 13-7, to the Baltimore Ravens at M&T Bank Stadium, falling to 0-1 with the loss.

In his return to Baltimore, second-year starting QB Tyrod Taylor completed 68.2% of his pass attempts amongst five pass-catchers. Bills WR Sammy Watkins hauled in four passes for a team-high 43 yards and TE Charles Clay added four receptions for 40 yards and had Buffalo's largest offensive gain of the day with a 33-yard reception.

Running back LeSean McCoy had a game-high 58 rushing yards and scored Buffalo's lone touchdown on a fourth-and-goal situation in the second quarter.

Defensively, LBs Preston Brown and Zach Brown led the way with eight total tackles while CB Ronald Darby added a team-high seven individual tackles.

Jerry Hughes had a two sack performance and free-agent acquisitions LB Lorenzo Alexander (0.5) and DE Leger Douzable (1.5) rounded out Buffalo's fierce four-sack performance.

Leading the way for the Ravens was QB Joe Flacco, who finished the day 23-for-34 passing for 258 yards with one touchdown. Receiver Mike Wallace scored Baltimore's only touchdown of the contest with a 66-yard pass reception in the second quarter and a pair of Justin Tucker field goals provided enough offense to propel the Ravens.

TEAM	1	2	3	4	Final
BILLS	0	7	0	0	7
RAVENS	3	7	0	3	13

TEAM	QTR.	TIME	SCORING PLAY	DRIVE	SCORE
BAL	1	0:35	J.Tucker 50 yd. Field Goal	9-59, 4:47	0-3
BAL	2	10:11	M.Wallace 66 yd. pass from J.Flacco (J.Tucker kick)	6-85, 2:48)	0-10
BUF	2	3:02	L.McCoy 1 yd. run (D.Carpenter kick)	12-75, 7:09	7-10
BAL	4	5:39	J.Tucker 37 yd. Field Goal	13-59, 5:59	7-13

BUF BAL

First Downs	11	18
Rushes-Yards	24-65	28-83
Net Passing Yards	95	225
Total Net Yards	160	308
Passing (A-C-I)	15-22-0	34-23-0
Sacked by Opp.	2-16	4-33
Punts-Average	7-44.7	3-42.7
Fumbles-Lost	0-0	1-1
Penalties	8-89	6-35
Time of Poss.	27:07	32:53

RUSHING

RAVENS: J. Forsett 10-41; T. West 12-32; M. Wallace 1-11; K. Juszczyk 1-2; J. Flacco 4-minus-3

BILLS: L. McCoy 16-58; T. Taylor 5-11; R. Bush 3-minus-4

PASSING

RAVENS: J. Flacco 23-34, 258 yards, 1 TD

BILLS: T. Taylor 15-22, 111 yards

RECEIVING

RAVENS: S. Smith 5-19; M. Wallace 3-91, 1 TD; D. Pitta 3-39; J. Forsett 3-15; K. Juszczyk 2-21; K. Aiken 2-14; T. West 2-6; B. Perriman 1-35; C. Moore 1-13; C. Gillmore 1-5

BILLS: S. Watkins 4-43; R. Woods 4-20; L. McCoy 4-12; C. Clay 2-40; M. Gillislee 1-minus-4

REGULAR SEASON WEEK 2 – Bills 31, Jets 37
September 15, 2016 – New Era Field – 70,256

The Buffalo Bills lost their home opener 37-31 to the New York Jets in the inaugural game at New Era Field, falling to 0-2 on the season with the loss.

Quarterback Tyrod Taylor threw for a career-best 297 yards and three touchdowns, including an 84 yard touchdown pass to WR Marquise Goodwin, a career-long for both players. Goodwin finished the game with his first 100 yard receiving performance, WR Greg Salas scored on a 71 touchdown reception and hauled in a career-high 89 receiving yards and TE Charles Clay added a team-high five receptions.

On the defensive side of the ball, LB Preston Brown recorded a game-high 16 total tackles, LB Zach Brown added eight solo tackles with 14 total tackles and LB Lorenzo Alexander recorded the game's only sack.

Cornerback Nickell Robey-Coleman recovered a fumble forced by Preston Brown and returned it 36 yards for the game's only defensive touchdown.

New York was led by QB Ryan Fitzpatrick, who completed 24 of his 34 passes for 374 yards and one touchdown. Jets WR Eric Decker caught six passes for 126 yards and one touchdown, WR Brandon Marshall recorded six catches for 101 yards and WR Quincy Enunwa chipped in six receptions for 92 yards. On the ground, Matt Forte led the way with 100 yards rushing and three scores.

TEAM	1	2	3	4	Final
BILLS	7	3	14	7	31
JETS	6	14	7	10	37

TEAM	QTR.	TIME	SCORING PLAY	DRIVE	SCORE
NYJ	1	6:41	N.Folk 28 yd. Field Goal	15-65, 8:19	3-0
BUF	1	5:16	M.Goodwin 84 yd. pass from T.Taylor (D.Carpenter kick)	3-82, 1:25	3-7
NYJ	1	0:00	N.Folk 29 yd. Field Goal	9-75, 5:16	6-7
NYJ	2	11:07	M.Forte 1 yd. run (N.Folk kick)	6-66, 2:15	13-7
NYJ	2	3:53	E.Decker 5 yd. pass from R.Fitzpatrick (N.Folk kick)	7-77, 3:54	20-7
BUF	2	0:05	D.Carpenter 39 yd. Field Goal	13-54, 3:48	20-10
BUF	3	14:09	G.Salas 71 yd. pass from T.Taylor (D.Carpenter kick)	3-75, 0:51	20-17
BUF	3	11:15	N.Robey-Coleman 36 yd. fumble return (D.Carpenter kick)	N/A	20-24
NYJ	3	2:12	M.Forte 3 yd. run (N.Folk kick)	12-84, 6:27	27-24
NYJ	4	10:40	N.Folk 36 yd. Field Goal	8-69, 4:12	30-24
NYJ	4	4:02	M.Forte 12 yd. run (N.Folk kick)	5-56, 3:01	37-24
BUF	4	1:17	M.Gillislee 18 yd. pass from T.Taylor (D.Carpenter kick)	10-75, 2:45	37-31

BUF NYJ

First Downs	16	28
Rushes-Yards	19-86	36-123
Net Passing Yards	307	370
Total Net Yards	393	493
Passing (A-C-I)	19-31-1	34-24-0
Sacked by Opp.	0-0	1-4
Punts-Average	3-39.3	2-41.0
Fumbles-Lost	1-0	2-1
Penalties	6-59	7-50
Time of Poss.	20:48	39:12

RUSHING

JETS: M. Forte 30-100; R. Fitzpatrick 5-21; B. Powell 1-2

BILLS: L. McCoy 15-59; T. Taylor 2-25; E. Manuel 2-2

PASSING

JETS: R. Fitzpatrick 24-34, 374 yards, 1 TD

BILLS: T. Taylor 18-30, 297 yards, 3 TDs; E. Manuel 1-1. 10 yards

RECEIVING

JETS: E. Decker 6-126; B. Marshall 6-101; Q. Enunwa 6-92; J. Marshall 3-45; M. Forte 2-9; B. Powell 1-1

BILLS: M. Goodwin 2-112; G. Salas 4-89; L. McCoy 4-31; C. Clay 5-27; S. Watkins 2-20; M. Gillislee 1-18; R. Woods 1-10

REGULAR SEASON WEEK 3 – Bills 33, Cardinals 18
September 25, 2016 – New Era Field – 68,647

The Buffalo Bills used a powerful rushing attack and a stout defensive performance to top the Arizona Cardinals 33-18 at New Era Field, lifting their record to 1-2 on the season.

Running back LeSean McCoy ran for 110 yards on 17 carries, boasting a 6.5 yards per carry average and having his first multi-touchdown game as a Bill. Quarterback Tyrod Taylor provided 76 yards on the ground, including a 20-yard touchdown run and a team-record 49-yard scamper.

Robert Woods was Buffalo's top receiving option on the day with six catches for 51 yards and fellow receiver Walt Powell recorded his first three career catches for 28 yards.

Defensively, Stephon Gilmore notched two interceptions with Corey Graham and Corey White each picking one off themselves. Lorenzo Alexander finished the day with 1.5 sacks, his third consecutive game with a sack, and was joined by, Graham, Kyle Williams, Jerry Hughes and Lerentee McCray in the sack column. Linebacker Zach Brown recorded 12 total tackles with 10 individual stops and White recorded eight solo tackles and nine combination tackles.

Aaron Williams recovered a fumble on special teams and raced it back 53 yards for the score, resulting in Buffalo's second consecutive game with a fumble returned for a touchdown.

Arizona was paced by running back David Johnson, who ran for 83 yards and two touchdowns and recorded 28 through the air. Quarterback Carson Palmer threw for 287 yards, John Brown had a game-high 70 receiving yards and defensive back Patrick Peterson recorded an interception.

TEAM	1	2	3	4	Final
Bills	10	7	13	4	33
Cardinals	0	7	6	5	18

TEAM	QTR.	TIME	SCORING PLAY	DRIVE	SCORE
Bills	1	3:29	D.Carpenter 19 yd. Field Goal	7-77, 3:51	3-0
Bills	1	0:55	L.McCoy 24 yd. run (D.Carpenter kick)	5-53, 1:30	10-0
Bills	2	10:25	L.McCoy 5 yd. run (D.Carpenter kick)	6-52, 2:51	17-0
Cardinals	2	1:05	D.Johnson 4 yd. run (C.Catanzaro kick)	17-84, 9:20	17-7
Bills	3	10:31	T.Taylor 20 yd. run (kick failed, wr)	6-47, 2:49	23-7
Bills	3	2:25	A.Williams 53 yd. fumble return (D.Carpenter kick)	N/A	30-7
Cardinals	3	0:12	D.Johnson 22 yd. run (pass failed)	6-83, 2:13	30-13
Cardinals	4	10:36	C.Catanzaro 60 yd. Field Goal	5-4, 2:19	30-16
Bills	4	4:48	D.Carpenter 45 yd. Field Goal	4-3, 1:42	33-16
Cardinals	4	3:04	L.McCoy tackled in end zone by C.Peters for a Safety	N/A	33-18

BUF ARZ

First Downs	16	25
Rushes-Yards	32-208	22-88
Net Passing Yards	88	260
Total Net Yards	296	348
Passing (A-C-I)	25-14-1	50-26-4
Sacked by Opp.	4-31	5-27
Punts-Average	6-35.3	5-35.6
Fumbles-Lost	3-0	3-1
Penalties	9-75	8-50
Time of Poss.	26:00	34:00

RUSHING

CARDINALS: D. Johnson 19-83; C.

Johnson 2-5; D. Butler 1-0

BILLS: L. McCoy 17-110; T. Taylor 9-76;

M. Gillislee 3-20; J. Williams 3-2

PASSING

CARDINALS: C. Palmer 26-50, 287

yards, 4 INTs

BILLS: T. Taylor 14-15, 119 yards, 1 INT

RECEIVING

CARDINALS: L. Fitzgerald 7-60; Jo.

Brown 6-70; M. Floyd 4-65; Ja. Brown 3-

49; D. Johnson 3-28; D. Fells 2-15; T.

Niklas 1-0

BILLS: R. Woods 6-51; W. Powell 3-28;

L. McCoy 3-6; N. O'Leary 1-28; M.

Goodwin 1-6

REGULAR SEASON WEEK 4 – Bills 16, Patriots 0
October 2, 2016 – Gillette Stadium – 66, 829

The Buffalo Bills recorded their first road shutout in 26 years to defeat the New England Patriots 16-0 at Gillette Stadium. With the win, Buffalo improves its record to 2-2 on the season.

Buffalo's offense was paced by LeSean McCoy's 108 yards of total offense, including a seven-yard touchdown pass from Tyrod Taylor for the game's only touchdown. McCoy finished the game with 70 rushing yards and six receptions for 38 yards.

Taylor completed a season-high 27 passes on a season-high 39 attempts for 246 yards and added 28 yards on the ground while WR Robert Woods led Buffalo with 89 yards on a game-high seven receptions. Tight end Charles Clay chipped in five receptions for 47 yards.

On the defensive side of the ball, LB Zach Brown recorded a career-high 18 tackles, forced two fumbles and added one sack. Linebackers Jerry Hughes and Lorenzo Alexander each contributed sacks to the shutout and both reached 4.0 sacks on the season, good for third in the NFL. Safety Aaron Williams recorded three passes defended and Preston Brown finished with seven total tackles. With the performance, Zach Brown sits first in the league with 52 tackles and Preston Brown is 10th with 37 tackles.

The New England Patriots were led by tight end Martellus Bennett, whose 58 yard reception in the second quarter sparked his five-reception, 109 yard performance. LeGarrette Blount ran for 54 yards, rookie QB completed 63% of his passes for 205 yards and cornerback Logan Ryan set career-highs with 14 individual tackles and 17 total tackles.

TEAM	1	2	3	4	Final
Bills	7	6	3	0	16
Patriots	0	0	0	0	0

TEAM	QTR.	TIME	SCORING PLAY	DRIVE	SCORE
Bills	1	5:31	L.McCoy 7 yd. pass from T.Taylor (D.Carpenter kick)	12-65, 7:11	7-0
Bills	2	14:49	D.Carpenter 34 yd. Field Goal	10-52, 3:58	10-0
Bills	2	7:46	D.Carpenter 43 yd. Field Goal	12-71, 4:40	13-0
Bills	3	0:28	D.Carpenter 44 yd. Field Goal	11-44, 4:27	16-0

BUF NE

First Downs	24	13
Rushes-Yards	32-134	22-90
Net Passing Yards	244	187
Total Net Yards	378	277
Passing (A-C-I)	39-27-0	27-17-0
Sacked by Opp.	2-2	3-18
Punts-Average	4-40.8	6-52.2
Fumbles-Lost	0-0	5-1
Penalties	6-60	9-74
Time of Poss.	36:11	23:49

RUSHING

PATRIOTS: L. Blount 13-54; J. Brissett 4-

23; J. White 4-12; J. Edelman 1-1

BILLS: L. McCoy 19-70; M. Gillislee 6-30;

T. Taylor 5-28; B. Tate 1-4; J. Felton 1-2

PASSING

PATRIOTS: J. Brissett 17-27, 205 yards

BILLS: T. Taylor 27-29, 246 yards, 1 TD

RECEIVING

PATRIOTS: M. Bennett 5-109; J. White

5-50; L. Blount 3-4; B. Bolden 2-15; J.

Edelman 1-16; R. Gronkowski 1-11

BILLS: R. Woods 7-89; L. McCoy 6-38,

C. Clay 5-47; W. Powell 4-22, N. O'Leary

2-20; M. Gillislee 1-13; M. Goodwin 1-12;

J. Felton 1-5

REGULAR SEASON WEEK 5 – Bills 30, Rams 19
October 9, 2016 – LA Coliseum – 83,679

The Buffalo Bills won their third consecutive game by downing the Los Angeles Rams 30-19 in their first game in Los Angeles since 1983. With the win, Buffalo rises to 3-2 on the season.

Running back LeSean McCoy rushed averaged 8.3 yards per carry and totaled 150 yards on the ground, his highest output in two years. Quarterback Tyrod Taylor threw for a pair of touchdowns and added 28 yards on the ground and running back Mike Gillislee scored on a five yard rush. Tight end Charles Clay had his most efficient game of the year with five receptions for 73 yards.

On the defensive side of the ball, LB Lorenzo Alexander notched 3.0 sacks to extend his sack streak to five games and push his total to an NFL-high 7.0 sacks. In his return to the stadium where he starred at USC, CB Nickell Robey-Coleman recorded two interceptions and took one back 41 yards for a touchdown. Rookie DT Adolphus Washington added his first career sack on the day as well.

Leading the way for the Rams was RB Todd Gurley, who totaled a season-high 108 total yards and one touchdown. Quarterback Case Keenum threw for 271 yards, WR Tavon Austin caught seven passes for 59 yards and added 26 yards on the ground and WR Kenny Britt recorded a game-high 75 receiving yards.

TEAM	1	2	3	4	Final
BILLS	7	9	7	7	30
RAMS	3	10	3	3	19

TEAM	QTR.	TIME	SCORING PLAY	DRIVE	SCORE
Rams	1	9:31	G.Zuerlein 37 yd. Field Goal	12-60, 5:29	0-3
Bills	1	2:22	J.Hunter 4 yd. pass from T.Taylor (D.Carpenter kick)	12-76, 7:09	7-3
Bills	2	13:59	M.Gillislee 5 yd. run (kick blocked)	2-63, 1:01	13-3
Rams	2	7:46	G.Zuerlein 32 yd. Field Goal	5-52, 2:33	13-6
Rams	2	1:56	T.Gurley 1 yd. run (G.Zuerlein kick)	8-64, 4:39	13-13
Bills	2	0:00	D.Carpenter 23 yd. Field Goal	10-70, 1:56	16-13
Rams	3	8:05	G.Zuerlein 54 yd. Field Goal	9-48, 5:13	16-16
Bills	3	3:54	N.Robey-Coleman 41 yd. interception return (D.Carpenter kick)	N/A	23-16
Rams	4	5:51	G.Zuerlein 22 yd. Field Goal	13-89, 8:16	23-19
Bills	4	2:37	M.Goodwin 6 yd. pass from T.Taylor (D.Carpenter kick)	3-25, 1:04	30-19

BUF LA

First Downs	15	23
Rushes-Yards	27-193	29-102
Net Passing Yards	112	243
Total Net Yards	305	345
Passing (A-C-I)	23-12-0	31-21-2
Sacked by Opp.	2-12	4-28
Punts-Average	6-46.0	2-54.5
Fumbles-Lost	1-0	2-1
Penalties	7-60	6-40
Time of Poss.	24:26	35:34

RUSHING

RAMS: T. Gurley 23-72; T. Austin 3-26; M. Brown 2-2; B. Marquez 1-2
BILLS: L. McCoy 18-150; T. Taylor 5-28; M. Gillislee 2-6; J. Felton 1-6; R. Bush 1-3

PASSING

RAMS: C. Keenum 21-31, 271 yards, 2 INT
BILLS: T. Taylor 12-23, 124 yards, 2 TDs

RECEIVING

RAMS: T. Austin 7-59; K. Britt 5-75; B. Quick 3-51; T. Gurley 3-36; L. Kendricks 2-24; M. Brown 1-26
BILLS: C. Clay 5-73; R. Woods 2-26; M. Goodwin 2-13; L. McCoy 2-8, J. Hunter 1-4

REGULAR SEASON WEEK 6 – Bills 45, 49ers 16
October 16, 2016 – New Era Field – 70,003

The Buffalo Bills used a 312 yard rushing performance to gash the San Francisco 49ers 45-16 at New Era Field. With 491 yards of total offense, their most since the 2010 season, the Bills have won four games in a row for the first time since ripping off four straight to open the 2008 season.

Running back LeSean McCoy ran for 140 yards and three touchdowns on 19 carries, his fourth straight game with over 100 yards from scrimmage. McCoy became the third running back to rush for 140 yards and three touchdowns on under 20 carries since entering the league in 2009. With his week six performance, McCoy now leads the AFC in rushing.

Quarterback Tyrod Taylor tossed two touchdowns and added 68 yards on the ground to push his season total to 236, the highest rushing total in the league amongst quarterbacks. Running back Mike Gillislee chipped in 60 yards and a touchdown on the ground, WR Robert Woods caught his first touchdown of the season and WR Justin Hunter caught his second touchdown in as many games since debuting with Buffalo.

Defensively, LB Preston Brown led the way with nine tackles, rookie DE Adolphus Washington recorded a sack for the second straight game and LB Lorenzo Alexander became the first Bills linebacker to ever have a six-game sack streak while pushing his season total to 8.0 on the year, the most in the NFL. Defensive back Nickell Robey-Coleman forced a special teams fumble to account for his third turnover in two weeks.

For the 49ers, QB Colin Kaepernick threw for 187 yards and a touchdown while adding 66 yards on the ground in his season debut. Wide receiver Torrey Smith recorded a game-high 76 receiving yards and LB Nick Bellore led the game with 12 tackles and forced a fumble.

TEAM	1	2	3	4	Final
BILLS	7	10	7	21	45
49ers	3	10	0	3	16

TEAM	QTR.	TIME	SCORING PLAY	DRIVE	SCORE
49ers	1	5:43	P.Dawson 33 yd. Field Goal	7-13, 3:53	0-3
BILLS	1	0:14	L.McCoy 4 yd. run (D.Carpenter kick)	11-75, 5:29	7-3
49ers	2	13:56	T.Smith 53 yd. pass from C.Kaepernick (P.Dawson kick)	4-75, 1:18	7-10
BILLS	2	10:18	L.McCoy 12 yd. run (D.Carpenter kick)	7-75, 3:38	14-10
49ers	2	5:54	P.Dawson 48 yd. Field Goal	9-59, 4:24	14-13
BILLS	2	0:21	D.Carpenter 40 yd. Field Goal	14-53, 5:33	17-13
BILLS	3	2:34	J.Hunter 30 yd. pass from T.Taylor (D.Carpenter kick)	4-60, 1:55	24-13
49ers	4	14:48	P.Dawson 47 yd. Field Goal	8-46, 2:46	24-16
BILLS	4	10:53	L.McCoy 18 yd. run (D.Carpenter kick)	8-75, 3:55	31-16
BILLS	4	10:32	R.Woods 5 yd. pass from T.Taylor (D.Carpenter kick)	1-27, 0:11	38-16
BILLS	4	5:34	M.Gillislee 44 yd. run (D.Carpenter kick)	7-73, 3:25	45-16

BUF SF

First Downs	29	16
Rushes-Yards	44-312	28-133
Net Passing Yards	179	167
Total Net Yards	491	300
Passing (A-C-I)	28-17-0	29-13-0
Sacked by Opp.	3-0	3-20
Punts-Average	3-50.7	5-41.8
Fumbles-Lost	3-2	2-1
Penalties	7-71	6-52
Time of Poss.	35:11	24:49

RUSHING

49ers: C. Kaepernick 8-66; C. Hyde 14-52; M. Davis 5-13; S. Draughn 1-2
BILLS: L. McCoy 19-140; T. Taylor 8-68; M. Gillislee 6-60; J. Williams 5-21; E. Manuel 3-11; R. Bush 2-6; R. Woods 1-6

PASSING

49ers: C. Kaepernick 13-29, 187 yards, 1 TD
BILLS: T. Taylor 17-26, 179 yards, 2 TDs; E. Manuel 0-2, 0 yards

RECEIVING

49ers: T. Smith 3-76; Q. Patton 4-52; V. McDonald 2-25; R. Streater 1-16; J. Kerley 2-12; M. Davis 1-6
BILLS: C. Clay 5-52; R. Woods 5-44; J. Hunter 1-30; N. O'Leary 2-29; M. Goodwin 2-22; L. McCoy 1-2

REGULAR SEASON WEEK 7 – Bills 25, Dolphins 28
October 23, 2016 – Hard Rock Stadium – 65,658

The Buffalo Bills were unable to win their fifth straight game, losing a close contest to the Miami Dolphins, 28-25, at Hard Rock Stadium. With the result, Buffalo slips to 4-3 on the season.

Quarterback Tyrod Taylor threw for 221 yards and a touchdown and added 35 yards and a score on the ground, his fourth career game with a touchdown on the air and ground. Receiver Marquise Goodwin caught four passes for 93 yards and a 67 yard touchdown and RB Reggie Bush added his first Bills touchdown in the fourth quarter.

Defensively, LB Lorenzo Alexander extended his sack streak to seven games and upped his NFL-high total to 9.0 on the year. Defensive back Ronald Darby added a game-high eight solo tackles and safety Corey Graham added three passes defended.

Wide receiver Brandon Tate added 71 total return yards and 31 yards receiving.

Running back Jay Ajayi led the Dolphins with 214 yards rushing and one score. Kenny Stills added five catches for 100 yards, including a 66-yard receiving touchdown, and WR Jarvis Landry had 78 yards through the air. Cameron Wake had a game-high 1.5 sacks for the Dolphins, who had four total as a team.

TEAM	1	2	3	4	Final
BILLS	3	7	7	8	25
DOLPHINS	3	3	8	14	28

TEAM	QTR.	TIME	SCORING PLAY	DRIVE	SCORE
Dolphins	1	7:28	A.Franks 36 yd. Field Goal	15-64, 7:32	0-3
Bills	1	0:49	D.Carpenter 29 yd. Field Goal	6-20, 1:59	3-3
Bills	2	11:47	T.Taylor 10 yd. run (D.Carpenter kick)	7-40, 2:50	10-3
Dolphins	2	3:47	A.Franks 33 yd. Field Goal	12-58, 8:00	10-6
Bills	3	5:51	M.Goodwin 67 yd. pass from T.Taylor (D.Carpenter kick)	1-67, 0:09	17-6
Dolphins	3	0:18	J.Ajayi 4 yd. run (R.Tannehill-J.Landry pass)	10-75, 5:33	17-14
Dolphins	4	3:56	D.Williams 12 yd. run (A.Franks kick)	6-64, 3:49	17-21
Dolphins	4	2:24	K.Stills 66 yd. pass from R.Tannehill (A.Franks kick)	3-70, 1:03	17-28
Bills	4	0:14	R.Bush 1 yd. run (T.Taylor-R.Bush pass)	13-75, 2:10	25-28

BUF **MIA**

First Downs	16	26
Rushes-Yards	22-67	41-256
Net Passing Yards	200	198
Total Net Yards	267	454
Passing (A-C-I)	28-14-0	25-15-0
Sacked by Opp.	4-21	1-6
Punts-Average	7-41.1	5-25.0
Fumbles-Lost	0-0	0-0
Penalties	6-45	13-116
Time of Poss.	22:58	37:02

RUSHING

DOLPHINS: J. Ajayi 28-214; R. Tannehill 6-21; D. Williams 4-16; A. Foster 3-5

BILLS: T. Taylor 7-35; M. Gillislee 5-20; L. McCoy 8-11; R. Bush; J. Felton

PASSING

DOLPHINS: R. Tannehill 15-25, 204, 1 TD

BILLS: T. Taylor 14-28, 221, 1 TD

RECEIVING

DOLPHINS: K. Stills 5-100; J. Landry 5-78; D. Parker 3-20; A. Foster 1-4; J. Ajayi 1-2

BILLS: M. Goodwin 4-93; B. Tate 2-31; C. Clay 2-29; J. Hunter 2-25; W. Powell 2-23; R. Bush 1-13; N. O'Leary 1-7

REGULAR SEASON WEEK 8 – Bills 25, Patriots 41
October 30, 2016 – New Era Field – 70,442

The Buffalo Bills were defeated by the New England Patriots, 41-25, at New Era Field to fall to 4-4 at the midway point of the season.

Running back Mike Gillislee ran for a season-high 85 rushing yards to pace a 167 yard rushing performance for the Bills, which included four rushers having a carry of over 10 yards. Quarterback Tyrod Taylor threw for 183 yards and added a career-long touchdown run of 26 yards. Wide-out Walter Powell had a career-high 59 receiving yards and RB Reggie Bush added a season-high 94 all-purpose yards for the Bills.

On the defensive side of the ball, LB Zach Brown added 11 tackles to push his season-total an NFL-high 87, 13 more than the next best tackler. Rookie Shaq Lawson added his first career sack in his first home game, LB Preston Brown contributed his first career sack, DT Marcell Dareus added a sack in his first game of the year and LB Zach Brown and DT Kyle Williams had sacks to lead the Buffalo defense.

New England was anchored by Tom Brady's 315 passing yards and four touchdowns on the day. Tight end Rob Gronkowski caught five passes for 109 yards and a touchdown, WR Chris Hogan hauled in four passes for 91 yards and a score and DE Trey Flowers chipped in a game-high two sacks for the winning side.

TEAM	1	2	3	4	Final
BILLS	3	7	7	8	25
PATRIOTS	14	10	14	3	41

TEAM	QTR.	TIME	SCORING PLAY	DRIVE	SCORE
Bills	1	11:05	D.Carpenter 23 yd. Field Goal	10-70, 3:55	3-0
Patriots	1	4:35	D.Amendola 9 yd. pass from T.Brady (S.Gostkowski kick)	14-70, 6:30	3-7
Patriots	1	1:33	C.Hogan 53 yd. pass from T.Brady (S.Gostkowski kick)	3-45, 2:08	3-14
Bills	2	6:26	M.Gillislee 3 yd. run (D.Carpenter kick)	5-59, 2:14	10-14
Patriots	2	4:18	R.Gronkowski 53 yd. pass from T.Brady (S.Gostkowski kick)	4-79, 2:08	10-21
Patriots	2	0:00	S.Gostkowski 51 yd. Field Goal	5-28, 0:27	10-24
Patriots	3	14:00	J.Edelman 12 yd. pass from T.Brady (S.Gostkowski kick)	2-24, 1:00	10-31
Bills	3	7:57	T.Taylor 26 yd. run (D.Carpenter kick)	13-75, 6:03	17-31
Patriots	3	3:05	L.Blount 1 yd. run (S.Gostkowski kick)	12-75, 4:52	17-38
Patriots	4	7:06	S.Gostkowski 32 yd. Field Goal	13-76, 7:49	17-41
Bills	4	0:30	J.Williams 1 yd. run (E.Manuel-N.O'Leary pass)	6-66, 1:56	25-41

BUF **NE**

First Downs	25	23
Rushes-Yards	26-167	23-72
Net Passing Yards	209	285
Total Net Yards	376	357
Passing (A-C-I)	40-20-0	33-22-0
Sacked by Opp.	2-9	5-30
Punts-Average	3-43.7	3-44.7
Fumbles-Lost	2-0	1-0
Penalties	12-84	10-116
Time of Poss.	30:09	29:51

RUSHING

PATRIOTS: L. Blount 18-43; J. White 2-15; T. Brady 1-15; J. Edelman 1-0; J. Garoppolo 1-minus-1

BILLS: M. Gillislee 12-85; T. Taylor 5-48; C. Schmidt 1-16; B. Tate 1-14; J. Williams 5-12; R. Bush 2-minus-8

PASSING

PATRIOTS: T. Brady 22-33, 315 yards, 4 TD's

BILLS: T. Taylor 19-38, 183 yards; E. Manuel 1-2, 35 yards

RECEIVING

PATRIOTS: R. Gronkowski 5-109, C. Hogan 4-91, J. Edelman 4-37, M. Bennett 4-35, D. Amendola 3-29, J. White 2-14

BILLS: W. Powell 3-59, R. Woods 4-50, R. Bush 2-34, J. Felton 2-26, B. Tate 2-17, N. O'Leary 1-10, M. Gillislee 3-9, J. Hunter 1-7, C. Clay 1-6

Valles, Max	0/0	PS	PS	PS	PS	PS	PS	PS	PS
Washington, Adolphus	8/6	DE	DE	DE	DE	DE	P	DE	P
Washington, Corey	0/0	---	---	---	---	PS	PS	PS	---
Watkins, Sammy	2/2	WR	WR	IL	R	R	R	R	R
White, Corey	7/1	P	P	CB	P	IL	P	P	P
Wilder Jr., James	0/0	R	R	R	R	R	R	R	R
Williams, Aaron	7/4	P	P	S	S	S	S	S	IL
Williams, Duke	8/2	S	S	P	P	P	P	P	P
Williams, Jonathan	3/0	IL	IL	P	DNP	IL	P	IL	P
Williams, Kyle	8/8	DT	DT	DT	DT	DT	DT	DT	DT
Wood, Eric	8/8	C	C	C	C	C	C	C	C
Woods, Robert	7/6	WR	WR	WR	WR	WR	WR	IL	P
Worthy, Jerel	7/0	P	P	P	P	P	P	P	IL

**LEGEND:
List**

P - Played DNP - Did Not Play IR - Injured Reserve DNR – Did Not Report X – Roster Exempt

**PS - Practice Squad IL - Inactive List R – Reserve PSI – Practice Squad Injured
SUS-Suspended PUP – Physically Unable to Perform NFI – Non-Football Injury(---) = Not on**

DNR – Did Not Report

Team

WEEK 8 / THROUGH MONDAY, OCTOBER 31, 2016

OFFENSE	Buff.
GAMES (Won-Lost)	4-4
FIRST DOWNS	152
Rushing	65
Passing	70
Penalty	17
YDS GAINED (tot)	2668
Avg per Game	333.5
RUSHING (net)	1233
Avg per Game	154.1
Rushes	226
Yards per Rush	5.5
PASSING (net)	1435
Avg per Game	179.4
Passes Att.	235
Completed	137
Pct Completed	58.3
Yards Gained	1525
Sacked	19
Yards Lost	90
Had intercepted	2
Yards Opp Ret	0
Opp TDs on Int	0
PUNTS	38
Avg Yards	43.3
PUNT RETURNS	13
Avg Return	10.2
Returned for TD	0
KICKOFF RETURNS	19
Avg Return	20.9
Returned for TD	0
PENALTIES	61
Yards Penalized	543
FUMBLES BY	10
Fumbles Lost	2
Opp Fumbles	16
Opp Fum Lost	6
POSS. TIME (avg)	27:51
TOUCHDOWNS	26
Rushing	14
Passing	9
Returns	3
EXTRA-PT KICKS	22/24
2-PT CONVERSIONS	2/2
FIELD GOALS/FGA	10/13
POINTS SCORED	212

DEFENSE	Buff.
POINTS ALLOWED	172
OPP FIRST DOWNS	172
Rushing	53
Passing	98
Penalty	21
OPP YARDS GAINED	2882
Avg per Game	360.3
OPP RUSHING(net)	947
Avg per Game	118.4
Rushes	229
Yards per Rush	4.1
OPP PASSING(net)	1935
Avg per Game	241.9
Passes Att.	262

Completed	160
Pct Completed	61.1
Sacked	26
Yards Lost	166
INTERCEPTED BY	6
Yards Returned	92
Returned for TD	1
OPP PUNT RETURNS	17
Avg return	4.6
OPP KICKOFF RET	26
Avg return	20.5
OPP TOUCHDOWNS	17
Rushing	9
Passing	8
Returns	0

WEEK 8 / THROUGH MONDAY, OCTOBER 31, 2016

TEAM RANKINGS

American Football Conference

Offense Defense

Total Rush Pass Total Rush Pass

Buff.	12	1	16	8	11	6
-------	----	---	----	---	----	---

National Football League

Offense Defense

Total Rush Pass Total Rush Pass

Buff.	24	2	31	16	25	13
-------	----	---	----	----	----	----

T = Tied for position

* = League Leader

WEEK 8 / THROUGH MONDAY, OCTOBER 31, 2016

AFC / TEAM/OFFENSE RANK

Tm	(A)	(B)	(C)	(D)	(E)	(F)	(G)	(H)	(I)	(J)	(K)	(L)	(M)	(N)	(O)	(P)	(Q)
BUF	12	10	1	1	16	14	3	13	13	13	4t	6	10	15	9	4	11

AFC / OPPONENT/DEFENSE RANK

Tm	(A)	(B)	(C)	(D)	(E)	(F)	(G)	(H)	(I)	(J)	(K)	(L)	(M)	(N)	(O)	(P)	(Q)	(R)	(S)
BUF	8	8	11	5	6	10	7	1	12	9	4	2	6	3	4	7	15	3	14

- (A) Total Yards per Game
- (B) Yards per Play
- (C) Rushing Yards per Game
- (D) Rushing Yards per Attempt
- (E) Passing Net Yards per Game
- (F) Passing Net Yards per Play
- (G) Passing, Percent Had Intercepted
- (H) Sacks per Pass Play
- (I) First Downs per Game
- (J) Third Down Efficiency
- (K) Fourth Down Efficiency
- (L) Punt Return Average
- (M) Kickoff Return Average
- (N) Gross Punting Average
- (O) Net Punting Average
- (P) Points per Game
- (Q) Field Goal Percentage
- (R) Points per Game Differential
- (S) Net Yards per Game Differential

WEEK 8 / THROUGH MONDAY, OCTOBER 31, 2016

NFL / TEAM/OFFENSE RANK

Tm	(A)	(B)	(C)	(D)	(E)	(F)	(G)	(H)	(I)	(J)	(K)	(L)	(M)	(N)	(O)	(P)	(Q)
BUF	24	18	2	1	31	29	4	29	24	26	9t	14	22	28	16	8	24

- (A) Total Yards per Game
- (B) Yards per Play
- (C) Rushing Yards per Game
- (D) Rushing Yards per Attempt
- (E) Passing Net Yards per Game
- (F) Passing Net Yards per Play
- (G) Passing, Percent Had Intercepted
- (H) Sacks per Pass Play
- (I) First Downs per Game
- (J) Third Down Efficiency
- (K) Fourth Down Efficiency
- (L) Punt Return Average
- (M) Kickoff Return Average
- (N) Gross Punting Average
- (O) Net Punting Average
- (P) Points per Game
- (Q) Field Goal Percentage

WEEK 8 / THROUGH MONDAY, OCTOBER 31, 2016**NFL / OPPONENT/DEFENSE RANK**

Tm	(A)	(B)	(C)	(D)	(E)	(F)	(G)	(H)	(I)	(J)	(K)	(L)	(M)	(N)	(O)	(P)	(Q)	(R)	(S)
BUF	16	17	25	14	13	21	11	1	23	16	5	2	13	4	6	13	31	5t	26

- (A) Total Yards per Game
- (B) Yards per Play
- (C) Rushing Yards per Game
- (D) Rushing Yards per Attempt
- (E) Passing Net Yards per Game
- (F) Passing Net Yards per Play
- (G) Passing, Percent Had Intercepted
- (H) Sacks per Pass Play
- (I) First Downs per Game
- (J) Third Down Efficiency
- (K) Fourth Down Efficiency
- (L) Punt Return Average
- (M) Kickoff Return Average
- (N) Gross Punting Average
- (O) Net Punting Average
- (P) Points per Game
- (Q) Field Goal Percentage
- (R) Points per Game Differential
- (S) Net Yards per Game Differential

WEEK 8 / THROUGH MONDAY, OCTOBER 31, 2016**AFC / TOTAL OFFENSE**

Rank	Team	Total Rushing	Passing	Total Rushing	Passing
12)	Buffalo	2668	1233	1435	333.5 154.1 179.4

AFC / TOTAL DEFENSE

Rank	Team	Total Rushing	Passing	Total Rushing	Passing
8)	Buffalo	2882	947	1935	360.3 118.4 241.9

WEEK 8 / THROUGH MONDAY, OCTOBER 31, 2016

NFL / TOTAL OFFENSE

Rank	Team	Total	Rushing	Passing	Total	Rushing	Passing
24)	Buffalo	2668	1233	1435	333.5	154.1	179.4

NFL / TOTAL DEFENSE

Rank	Team	Total	Rushing	Passing	Total	Rushing	Passing
16)	Buffalo	2882	947	1935	360.3	118.4	241.9

WEEK 8 / THROUGH MONDAY, OCTOBER 31, 2016

AFC / TAKE-AWAYS, GIVE-AWAYS

Rank	Team	TAKE-AWAYS			GIVE-AWAYS			Net Diff
		Int	Fum	Total	Int	Fum	Total	
2)	Buffalo	6	6	12	2	2	4	= +8

NFL / TAKE-AWAYS, GIVE-AWAYS

Rank	Team	TAKE-AWAYS			GIVE-AWAYS			Net Diff
		Int	Fum	Total	Int	Fum	Total	
3)	Buffalo	6	6	12	2	2	4	= +8

WEEK 8 / THROUGH MONDAY, OCTOBER 31, 2016

AFC / TEAM/OFFENSE INSIDE THE 20

Rank	Team	Poss	Pts	TD	TD%	FG	Score	Score%
3)	Buffalo	22	121	15	68.2	5	20	90.9

AFC / OPPONENTS/DEFENSE INSIDE THE 20

Rank	Team	Poss	Pts	TD	TD%	FG	Score	Score%
1)	Buffalo	26	111	11	42.3	11	22	84.6

WEEK 8 / THROUGH MONDAY, OCTOBER 31, 2016

NFL / TEAM/OFFENSE INSIDE THE 20

Rank	Team	Poss	Pts	TD	TD%	FG	Score	Score%
5)	Buffalo	22	121	15	68.2	5	20	90.9

NFL / OPPONENTS/DEFENSE INSIDE THE 20

Rank	Team	Poss	Pts	TD	TD%	FG	Score	Score%
3)	Buffalo	26	111	11	42.3	11	22	84.6

WEEK 8 / THROUGH MONDAY, OCTOBER 31, 2016

AFC / OFFENSE/TEAMS: FIRST DOWNS, THIRD DOWNS, FOURTH DOWNS

Rank	Team	FIRST DOWNS				THIRD DOWNS			FOURTH DOWNS		
		Total	Rush	Pass	Pen	Made	Att	Pct	Made	Att	Pct
13)	Buffalo	152	65	70	17	36	102	35.3	5	8	62.5

AFC / DEFENSE/OPPONENTS: FIRST DOWNS, THIRD DOWNS, FOURTH DOWNS

Rank	Team	FIRST DOWNS				THIRD DOWNS			FOURTH DOWNS		
		Total	Rush	Pass	Pen	Made	Att	Pct	Made	Att	Pct
12)	Buffalo	172	53	98	21	41	105	39.0	2	9	22.2

WEEK 8 / THROUGH MONDAY, OCTOBER 31, 2016

WEEK 8 / THROUGH MONDAY, OCTOBER 31, 2016

NFL / OFFENSE/TEAMS: FIRST DOWNS, THIRD DOWNS, FOURTH DOWNS

Rank	Team	FIRST DOWNS				THIRD DOWNS			FOURTH DOWNS		
		Total	Rush	Pass	Pen	Made	Att	Pct	Made	Att	Pct
24)	Buffalo	152	65	70	17	36	102	35.3	5	8	62.5

NFL / DEFENSE/OPPONENTS: FIRST DOWNS, THIRD DOWNS, FOURTH DOWNS

Rank	Team	FIRST DOWNS				THIRD DOWNS			FOURTH DOWNS		
		Total	Rush	Pass	Pen	Made	Att	Pct	Made	Att	Pct
23)	Buffalo	172	53	98	21	41	105	39.0	2	9	22.2

WEEK 8 / THROUGH MONDAY, OCTOBER 31, 2016

AFC / FIRST-DOWN PLAYS BY TEAMS

Rank	Team	Yds/Play	Plays	Yards
9)	Buffalo	5.48	210	1150

AFC / FIRST-DOWN PLAYS BY OPPONENTS

Rank	Team	Yds/Play	Plays	Yards
9)	Buffalo	5.54	235	1302

WEEK 8 / THROUGH MONDAY, OCTOBER 31, 2016

NFL / FIRST-DOWN PLAYS BY TEAMS

Rank	Team	Yds/Play	Plays	Yards
15)	Buffalo	5.48	210	1150

NFL / FIRST-DOWN PLAYS BY OPPONENTS

Rank	Team	Yds/Play	Plays	Yards
16)	Buffalo	5.54	235	1302

WEEK 8 / THROUGH MONDAY, OCTOBER 31, 2016

AFC / KICKOFFS (Receiving Team)

Rank	Team	TotKO	AdjKO	TB	TB%	EZ	EZ%	OB	I20	Avg.Start
7)	Buffalo	41	41	22	53.7	30	73.2	0	5	24.5

AFC / KICKOFFS (Kicking Team)

Rank	Team	TotKO	AdjKO	TB	TB%	EZ	EZ%	OB	I20	Avg.Start
11)	Buffalo	44	41	16	39.0	27	61.4	0	12	24.6

Note: Average team drive start DOES NOT include onside kicks or kickoffs at the end of a half unless either kickoff is returned for a touchdown. All other kickoffs (returned kickoffs, fair catches, touchback and kickoffs out of bounds) are included. Kickoffs resulting in the kicking team retaining possession are not included.

ADJ KO: Adjusted kickoffs are used to compute the Avg. Team Drive Start.

I20: The number of drives that start inside (not including) the 20 yd line.

WEEK 8 / THROUGH MONDAY, OCTOBER 31, 2016

NFL / KICKOFFS (Receiving Team)

Rank	Team	TotKO	AdjKO	TB	TB%	EZ	EZ%	OB	I20	Avg.Start
17)	Buffalo	41	41	22	53.7	30	73.2	0	5	24.5

Note: Average opponent drive start DOES NOT include onside kicks or kickoffs at the end of a half unless either kickoff is returned for a touchdown. All other kickoffs (returned kickoffs, fair catches, touchback and kickoffs out of bounds) are included. Kickoffs resulting in the kicking team retaining possession are not included.

ADJ KO: Adjusted kickoffs are used to compute the Avg. Team Drive Start.

I20: The number of drives that start inside (not including) the 20 yd line.

WEEK 8 / THROUGH MONDAY, OCTOBER 31, 2016

NFL / KICKOFFS (Kicking Team)

Rank	Team	TotKO	AdjKO	TB	TB%	EZ	EZ%	OB	I20	Avg.Start
18)	Buffalo	44	41	16	39.0	27	61.4	0	12	24.6

Note: Average team drive start DOES NOT include onside kicks or kickoffs at the end of a half unless either kickoff is returned for a touchdown. All other kickoffs (returned kickoffs, fair catches, touchback and kickoffs out of bounds) are included. Kickoffs resulting in the kicking team retaining possession are not included.

ADJ KO: Adjusted kickoffs are used to compute the Avg. Team Drive Start.

I20: The number of drives that start inside (not including) the 20 yd line.

WEEK 8 / THROUGH MONDAY, OCTOBER 31, 2016

AFC / SINGLE-GAME HIGHS / PLAYERS

Longest Pass-- 84, Taylor, Buff. vs. NY-J, 9/15, (to Goodwin, Marquise, td)

Kickoff Return Yards-- 125, Tate, Buff. vs. NY-J, 9/15, (5-125, 0 td)

Kickoff Returns-- 5, Tate, Buff. vs. NY-J, 9/15, (5-125, 0 td)

WEEK 8 / THROUGH MONDAY, OCTOBER 31, 2016

100-Yard Receiving Games

112, Goodwin, BUF vs. NYJ 09/15 (2 rec., 1 TD)

WEEK 8 / THROUGH MONDAY, OCTOBER 31, 2016

100-Yard Rushing Games

150, McCoy, BUF at LA 10/09 (18 att., 0 TD)

140, McCoy, BUF vs. SF 10/16 (19 att., 3 TD)

110, McCoy, BUF vs. ARI 09/25 (17 att., 2 TD)

WEEK 8 / THROUGH MONDAY, OCTOBER 31, 2016

AFC / LEADING PASSERS

Player, Team	Att	Comp	Pct Comp	Yds	Avg Gain	TD	Pct TD	Long	Int	Pct Int	Rating
Taylor, Buf.	230	135	58.7	1480	6.43	9	3.9	84t	2	0.9	87.2

AFC / LEADING PASSERS, RANKS

Player, Team	Att	Comp	Pct Comp	Yds	Avg Gain	TD	Pct TD	Long	Int	Pct Int	Rating
Taylor, Buf.	11	13	15	14	14	8t	8	3t	4	11	

WEEK 8 / THROUGH MONDAY, OCTOBER 31, 2016**AFC / FOURTH-QUARTER PASSING LEADERS**

Rank	Player, Team	Att	Comp	Comp%	Yards	YPA	TD	TD%	Int	Int%	Rating
13)	Taylor, Buf.	47	26	55.3	286	6.09	3	6.4	1	2.1	85.9

AFC / THIRD-DOWN PASSING LEADERS

Rank	Player, Team	Att	Comp	Comp%	Yards	YPA	TD	TD%	Int	Int%	Rating
5)	Taylor, Buf.	65	36	55.4	473	7.28	4	6.2	2	3.1	86.3

WEEK 8 / THROUGH MONDAY, OCTOBER 31, 2016**AFC / LEADING RUSHERS**

Rank	Player, Team	Att	Yards	Avg	Long	TD
4)	McCoy, Buf.	112	598	5.3	53	6
15)	Taylor, Buf. (QB)	46	319	6.9	49	3
21)	Gillislee, Buf.	34	222	6.5	44t	3

WEEK 8 / THROUGH MONDAY, OCTOBER 31, 2016**AFC / THIRD-AND-ONE RUSHING LEADERS**

Rank	Player, Team	Att	FD	Pct
16t)	Felton, Buf.	3	2	66.7

WEEK 8 / THROUGH MONDAY, OCTOBER 31, 2016**AFC / LEADERS IN RECEPTIONS**

Rank	Player, Team	Rec	Yards	Avg	Long	TD
29t)	Woods, Buf.	29	290	10.0	24	1
36t)	Clay, Buf. (TE)	26	274	10.5	33	0

WEEK 8 / THROUGH MONDAY, OCTOBER 31, 2016**AFC / RECEIVING YARDAGE LEADERS**

Rank	Player, Team	Yards	Rec	Avg	Long	TD
40)	Woods, Buf.	290	29	10.0	24	1
46)	Clay, Buf. (TE)	274	26	10.5	33	0
48t)	Goodwin, Buf.	258	12	21.5	84t	3

WEEK 8 / THROUGH MONDAY, OCTOBER 31, 2016**AFC / THIRD-DOWN RECEIVING LEADERS**

Rank	Player, Team	Rec	Yards	Avg	Long	TD
24t)	Woods, Buf.	8	62	7.8	17	0
36t)	Clay, Buf. (TE)	6	77	12.8	33	0

WEEK 8 / THROUGH MONDAY, OCTOBER 31, 2016**AFC / LEADING SCORERS, NONKICKERS**

Rank	Player, Team	TD	Rush	Rec	Ret	X2	Pts
4t)	McCoy, Buf. (RB)	7	6	1	0	0	42
16t)	Gillislee, Buf. (RB)	4	3	1	0	0	24
25t)	Goodwin, Buf. (WR)	3	0	3	0	0	18
25t)	Taylor, Buf. (QB)	3	3	0	0	0	18

WEEK 8 / THROUGH MONDAY, OCTOBER 31, 2016**AFC / LEADING SCORERS, KICKERS**

Rank	Player, Team	PAT	FG	Pct	Long	Pts
11)	Carpenter, Buf.	22/24	10/13	.769	45	52

AFC / TOUCHBACKS ON KICKOFFS

Rank	Player, Team	TB
15)	Carpenter, Buf.	11
16)	Gay, Buf.	5

WEEK 8 / THROUGH MONDAY, OCTOBER 31, 2016**AFC / MOST YARDS FROM SCRIMMAGE**

Rank	Player, Team	Total		Rushing			Receiving			
		Yards	Att+Rec	Avg	Yards	Att	Avg	Yards	Rec	Avg
9)	McCoy, Buf. (RB)	695	132	5.3	598	112	5.3	97	20	4.9

WEEK 8 / THROUGH MONDAY, OCTOBER 31, 2016**AFC / LEADERS IN FIRST DOWNS**

Rank	Player, Team	Rush	Rec	Tot
11t)	McCoy, Buf. (RB)	26	5	31
45t)	Woods, Buf. (WR)	1	17	18

WEEK 8 / THROUGH MONDAY, OCTOBER 31, 2016**AFC / LEADING PUNTERS**

Rank	Player, Team	No	Yards	Lg	Avg	TB	Blk	Dwn	OB	Opp			Net
										Ret	Yds	In	
15)	Schmidt, Buf.	38	1647	58	43.3	2	0	4	11	17	78	13	40.2

AFC / LEADING PUNTERS, NET AVERAGE

Rank	Player, Team	No	Yards	Lg	Avg	TB	Blk	Dwn	OB	Opp			Net
										Ret	Yds	In	
9)	Schmidt, Buf.	38	1647	58	43.3	2	0	4	11	17	78	13	40.2

WEEK 8 / THROUGH MONDAY, OCTOBER 31, 2016**AFC / PUNT RETURN LEADERS**

Rank	Player, Team	Ret	FC	Yards	Avg	Long	TD
5)	Tate, Buf.	13	7	132	10.2	31	0

AFC / KICKOFF RETURN LEADERS

Rank	Player, Team	Ret	Yards	Avg	Long	TD
5)	Tate, Buf.	12	276	23.0	45	0

WEEK 8 / THROUGH MONDAY, OCTOBER 31, 2016**AFC / LEADERS IN INTERCEPTIONS**

Rank	Player, Team	Int	Yards	Avg	Long	TD
5t)	Gilmore, Buf.	2	48	24.0	34	0
5t)	Robey-Coleman, Buf.	2	44	22.0	41t	1
20t)	Graham, Buf.	1	0	0.0	0	0
20t)	White, Buf.	1	0	0.0	0	0

WEEK 8 / THROUGH MONDAY, OCTOBER 31, 2016**AFC / LEADERS IN SACKS**

Rank	Player, Team	Sacks
1)	Alexander, Buf. (LB)	9.0
14t)	Hughes, Buf. (LB)	4.0
22t)	Z. Brown, Buf. (LB)	3.0
32t)	K. Williams, Buf. (DE)	2.5
37t)	*A. Washington, Buf. (DE)	2.0

WEEK 8 / THROUGH MONDAY, OCTOBER 31, 2016**AFC / FUMBLE RECOVERIES**

Rank	Player, Team	TotRec	OffRec	DefRec
1t)	Taylor, Buf.	3	3	0
4t)	P. Brown, Buf.	2	0	2

AFC / OFFENSIVE FUMBLE RECOVERIES

Rank	Player, Team	Ret	Yards	Avg	Long	TD
1t)	Taylor, Buf.	3	-3	-1.0	0	0

AFC / DEFENSIVE FUMBLE RECOVERIES

Rank	Player, Team	Ret	Yards	Avg	Long	TD
1t)	P. Brown, Buf.	2	0	0.0	0	0

WEEK 8 / THROUGH MONDAY, OCTOBER 31, 2016

NFL / LEADING PASSERS

Player, Team	Att	Comp	Comp	Yds	Avg	TD	Pct	TD	Long	Int	Pct	Rating
Taylor, Buf.	230	135	58.7	1480	6.43	9	3.9	84t	2	0.9	87.2	

NFL / LEADING PASSERS, RANKS

Player, Team	Att	Comp	Comp	Yds	Avg	TD	Pct	TD	Long	Int	Pct	Rating
Taylor, Buf.	21	25t	29	27	28	15t	16		5t	7	23	

WEEK 8 / THROUGH MONDAY, OCTOBER 31, 2016

NFL / FOURTH-QUARTER PASSING LEADERS

Rank	Player, Team	Att	Comp	Comp%	Yards	YPA	TD	TD%	Int	Int%	Rating
23)	Taylor, Buf.	47	26	55.3	286	6.09	3	6.4	1	2.1	85.9

NFL / THIRD-DOWN PASSING LEADERS

Rank	Player, Team	Att	Comp	Comp%	Yards	YPA	TD	TD%	Int	Int%	Rating
15)	Taylor, Buf.	65	36	55.4	473	7.28	4	6.2	2	3.1	86.3

WEEK 8 / THROUGH MONDAY, OCTOBER 31, 2016

NFL / LEADING RUSHERS

Rank	Player, Team	Att	Yards	Avg	Long	TD
6)	McCoy, Buf.	112	598	5.3	53	6
26)	Taylor, Buf. (QB)	46	319	6.9	49	3
37)	Gillislee, Buf.	34	222	6.5	44t	3

WEEK 8 / THROUGH MONDAY, OCTOBER 31, 2016

NFL / THIRD-AND-ONE RUSHING LEADERS

Rank	Player, Team	Att	FD	Pct
33t)	Felton, Buf.	3	2	66.7

WEEK 8 / THROUGH MONDAY, OCTOBER 31, 2016

NFL / THIRD-DOWN RECEIVING LEADERS

Rank	Player, Team	Rec	Yards	Avg	Long	TD
49t)	Woods, Buf.	8	62	7.8	17	0

WEEK 8 / THROUGH MONDAY, OCTOBER 31, 2016

NFL / LEADING SCORERS, NONKICKERS

Rank	Player, Team	TD	Rush	Rec	Ret	X2	Pts
------	--------------	----	------	-----	-----	----	-----

5t) McCoy, Buf. (RB)	7	6	1	0	0	42
30t) Gillislee, Buf. (RB)	4	3	1	0	0	24

WEEK 8 / THROUGH MONDAY, OCTOBER 31, 2016

NFL / LEADING SCORERS, KICKERS

Rank	Player, Team	PAT	FG	Pct	Long	Pts
20)	Carpenter, Buf.	22/24	10/13	.769	45	52

NFL / TOUCHBACKS ON KICKOFFS

Rank	Player, Team	TB
31)	Carpenter, Buf.	11
32)	Gay, Buf.	5

WEEK 8 / THROUGH MONDAY, OCTOBER 31, 2016

NFL / MOST YARDS FROM SCRIMMAGE

Rank	Player, Team	Yards	Total		Rushing			Receiving		
			Att	Rec	Avg	Yards	Att	Avg	Yards	Rec
13)	McCoy, Buf. (RB)	695	132	5.3	598	112	5.3	97	20	4.9

WEEK 8 / THROUGH MONDAY, OCTOBER 31, 2016

NFL / LEADERS IN FIRST DOWNS

Rank	Player, Team	Rush	Rec	Tot
19t)	McCoy, Buf. (RB)	26	5	31

WEEK 8 / THROUGH MONDAY, OCTOBER 31, 2016

NFL / LEADING PUNTERS

Rank	Player, Team	No	Yards	Lg	Avg	TB	Blk	Dwn	OB	Opp			Net
										Ret	Yds	In	
28)	Schmidt, Buf.	38	1647	58	43.3	2	0	4	11	17	78	13	40.2

NFL / LEADING PUNTERS, NET AVERAGE

Rank	Player, Team	No	Yards	Lg	Avg	TB	Blk	Dwn	OB	Opp			Net
										Ret	Yds	In	
16)	Schmidt, Buf.	38	1647	58	43.3	2	0	4	11	17	78	13	40.2

WEEK 8 / THROUGH MONDAY, OCTOBER 31, 2016

NFL / PUNT RETURN LEADERS

Rank	Player, Team	Ret	FC	Yards	Avg	Long	TD
11)	Tate, Buf.	13	7	132	10.2	31	0

NFL / KICKOFF RETURN LEADERS

Rank	Player, Team	Ret	Yards	Avg	Long	TD
9)	Tate, Buf.	12	276	23.0	45	0

WEEK 8 / THROUGH MONDAY, OCTOBER 31, 2016

NFL / LEADERS IN INTERCEPTIONS

Rank	Player, Team	Int	Yards	Avg	Long	TD
7t)	Gilmore, Buf.	2	48	24.0	34	0
7t)	Robey-Coleman, Buf.	2	44	22.0	41t	1

WEEK 8 / THROUGH MONDAY, OCTOBER 31, 2016

NFL / LEADERS IN SACKS

Rank	Player, Team	Sacks
1)	Alexander, Buf. (LB)	9.0
25t)	Hughes, Buf. (LB)	4.0

45t) Z. Brown, Buf. (LB) 3.0

WEEK 8 / THROUGH MONDAY, OCTOBER 31, 2016

NFL / FUMBLE RECOVERIES

Rank	Player, Team	TotRec	OffRec	DefRec
4t)	Taylor, Buf.	3	3	0
11t)	P. Brown, Buf.	2	0	2

WEEK 8 / THROUGH MONDAY, OCTOBER 31, 2016

NFL / OFFENSIVE FUMBLE RECOVERIES

Rank	Player, Team	Ret	Yards	Avg	Long	TD
4t)	Taylor, Buf.	3	-3	-1.0	0	0

NFL / DEFENSIVE FUMBLE RECOVERIES

Rank	Player, Team	Ret	Yards	Avg	Long	TD
1t)	P. Brown, Buf.	2	0	0.0	0	0

WEEK 8 / THROUGH MONDAY, OCTOBER 31, 2016

Team/Offense Rank (Within League)

Rank	Stat
24	TYds/G
18	TYds/P
2	RYds/G
1	RshAvg
31	PsYd/G
29	PasAvg
4	%HdInt
29	Sac/PP
24	1D/Gm
26	3D Eff
9t	4D Eff
14	PR Avg
22	KR Avg
28	GPntAv
16	NPntAv
8	Pts/Gm
24	FG%

Opponent/Defense Rank (Within League)

Rank	Stat
16	TYds/G
17	TYds/P
25	RYds/G
14	RshAvg
13	PsYd/G
21	PasAvg
11	%HdInt
1	Sac/PP
23	1D/Gm
16	3D Eff
5	4D Eff
2	PR Avg
13	KR Avg
4	GPntAv
6	NPntAv
13	Pts/Gm
31	FG%

BILLS POST-GAME NOTES

Sun., Oct. 30, 2016
Bills (4-4) vs. Patriots (7-1)



4 1

2 5

BILLS SPLIT SEASON SERIES WITH PATRIOTS – Today's loss gave the Bills a split of the season series against the Patriots for the 2nd time in 3 seasons (also in 2014) ... the result also foiled Buffalo's attempt to become the first AFC East team to sweep New England in a season series since Miami and the N.Y. Jets did it in 2000 ... the Bills last won two consecutive games against the Patriots during a 3-game stretch between 1999 (2 games) and 2000 (1) ... the Bills fell to 4-4 on the season and have lost two straight for the second time this season (also in games 1-2) ... Buffalo broke its two-game home winning streak, but has still won 6 of its last 8 games at New Era Field ... Bills are now 43-69-1 all-time vs. Patriots ... Bills absorbed loss with 3 rushing TDs for just the 7th time in team history (last: 12/1/13 vs. Atl. (Toronto)).

KEEPING THE SCOREBOARD OPERATOR BUSY - With their 25-point output today, the Bills increased their season point total to 212 ... the figure is the 8th highest ever by a Bills team in its first 8 games, and are the most since the 2011 squad had 222.

PROTECTING THE BALL – The Bills did not commit a turnover, but also did not force any takeaways ... this is the 12th time the Bills played a game without either team turning the ball over and the 2nd in a row (also last week at Mia.) ... this is the first time the Bills have played two games in one season without a turnover by either team.

35 MIKE GILLISLEE				RB, 3 RD YEAR (2 ND WITH BILLS), FLORIDA	
RUSHING	ATT	YDS	TD		<p>Scored <u>TD on 3-yd. rush</u> in 2nd qtr. to reduce Patriots lead to 14-10 ... 6th overall TD of career, 4th this season, establishing a new personal season high (3 in 2015) ... has TDs in 3 of last 4 games</p> <p>12 rush att. are 2nd most in career, behind 24 vs. N.Y.J., 1/3/16 ... has rushing attempts in 6 straight games, a new career best (had 5-game streak in games 12-16, 2015) ... has rush att. in 12 of 16 career games</p> <p>Game-high 85 rush yds. are 2nd most in career, behind 93 vs. Dal., 12/27/15</p> <p>Had 28-yd. gain on opening drive to help set up FG ... has 20+ yd. rush in 6 of 12 career games with rush ... following 44-yd. TD vs. S.F. on 10/16 and 20-yd. gain at Mia. last week, Gillislee has rushes of 20+ yds. in 3 straight games, longest streak of career ... only other streak, a 2-gamer, consisted of TD rush of 60 yds. at Was., 12/20/15 and 50-yd. TD vs. Dal., 12/27/15 ... first Bill with 20+ yd. rush in 3 straight games since C.J. Spiller in games 10-12, 2012</p> <p>Career-high 3 rec., 9 yds. ... has rec. in 8 of last 12 games and in 4 of 7 contests this season</p> <p>3rd time in career with multiple rec. (had 2 rec. at Was. 12/20/15 and vs. Dal. 12/27/15)</p>
Today	12	85	3		
Season	34	222	3		
Career	87	510	6		
With Bills	81	489	6		
RECEIVING	NO	YDS	TD		
Today	3	9	0		
Season	6	36	1		
Career	12	65	1		
With Bills	12	65	1		

31 JONATHAN WILLIAMS				RB, ROOKIE, ARKANSAS	
RUSHING	ATT	YDS	TD		<p>Scored <u>first NFL TD</u> on 1-yd. plunge in 4th qtr.</p> <p>Tied career high with 5 rush att. (also had 5 in last game played, vs. S.F. 10/16)</p> <p>Rush att. in back-to-back games played for first time in NFL career</p>
Today	5	12	1		
Season/Career	13	35	1		

10 ROBERT WOODS				WR, 4 TH YEAR, USC		
RECEIVING	NO	YDS	TD		<p>Team-high 4 rec. ... has rec. in 50 of 51 career games ... only game held without rec. was 11/8/15 vs. Mia.</p> <p>14-game rec. streak is longest current streak on Bills</p> <p>181 rec. in first 4 pro seasons now tied as 6th most on club all-time chart (see list, left) ... today matched Eric Moulds (181) and is now 5 behind #5 Jerry Butler (186) and 8 behind #4 Thurman Thomas (189)</p> <p>2 rec. today resulted in a first down ... 104 of 181 career NFL rec. (57.5%) have moved the chains, as have 63 of his last 105 (60.0%)</p>	
Today	4	50	0			
Season	29	290	1			
Career	181	2,128	12			
BILLS RECORD BOOK						
MOST REC., FIRST 4 PRO SEASONS						
233 Lee Evans, 2004-07 (46/48/84/55)						
232 Peerless Price, 1999-2002 (31/52/55/94)						
229 Andre Reed, 1985-88 (48/53/57/71)						
189 Thurman Thomas, 1988-92 (18/60/49/62)						
186 Jerry Butler, 1979-82 (48/57/55/26)						
181 Eric Moulds, 1996-99 (20/29/67/65)						
Robert Woods, 2013-16 (40/65/47/29)						
170 Stevie Johnson, 2008-12 (10/2/82/76)						
162 Joe Cribbs, 1980-83 (52/40/13/57)						
159 Elbert Dubenion, 1960-63 (42/31/33/53)						

53 ZACH BROWN					LB, 5 TH YEAR (1 ST WITH BILLS), NORTH CAROLINA	
	SACKS	INT	FF	FR		<p><u>11 total tackles</u> ... 9th time in NFL career with 10+ tackles, 4th this season (had 14 vs. N.Y.J. 9/15, 12 vs. Ari. 9/25, and career-high 17 at N.E. 10/2)</p> <p>Recorded <u>sack</u> in 4th qtr. ... raised career total to 13.0 and season total to 3.0 ... has sacks in 3 of last 5 games (had takedown at N.E. 10/2 and another vs. S.F. 10/16)</p> <p>Brown's teams are 6-5 when he participates in sack (2-1 when involved in 2)</p>
Today	1.0	0	0	0		
Season	3.0	0	2	0		
Career	13.0	6	4	3		

90 SHAQ LAWSON					DE, ROOKIE, CLEMSON	
	SACKS	INT	FF	FR		<p>Recorded <u>first sack of NFL career</u> in 4th qtr.</p>
Today	1.0	0	0	0		
Season/Career	1.0	0	0	0		



5 TYROD TAYLOR						
PASSING	ATT	COM	YDS	PCT	TD	INT
Today	38	19	183	50.0	0	0
Season	230	135	1,480	58.7	9	2
Career	645	396	4,714	61.4	29	10
With Bills	610	377	4,515	61.8	29	8
RUSHING	ATT	YDS	TD			
Today	5	48	1			
Season	46	319	3			
Career	178	1,023	8			
With Bills	160	887	7			
BILLS RECORD BOOK						
MOST RUSHING TDs, QB, SEASON						
8	Jack Kemp, 1963					
6	Daryle Lamonica, 1964					
5	Jack Kemp, 1964					
	Jack Kemp, 1966					
4	M.C. Reynolds, 1961					
	Jack Kemp, 1965					
	Tyrod Taylor, 2015					
3	Warren Rabb, 1963					
	Trent Edwards, 2008					
	Tyrod Taylor, 2016					
BILLS RECORD BOOK						
HIGHEST PASSER RATING, CAREER (min. 250 att.)						
94.8	Tyrod Taylor, 2015-16					
87.8	Kyle Orton, 2014					
85.5	Rob Johnson, 1998-2001					
84.4	Jim Kelly, 1986-96					
81.9	Frank Reich, 1985-94					
BILLS RECORD BOOK						
HIGHEST COMPLETION PCT., CAREER (min. 250 att.)						
64.21%	Kyle Orton, 2014 (287-447)					
61.80%	Tyrod Taylor, 2015 (377-610)					
60.93%	Trent Edwards, 2007-10 (535-878)					
60.48%	Rob Johnson, 1998-2001 (401-663)					
60.13%	Jim Kelly, 1986-96 (2,874-4,780)					
BILLS RECORD BOOK						
MOST CONSECUTIVE ATT., NO INTERCEPTIONS						
222	Tyrod Taylor, 10/4/15 – 12/13/15					
175	Drew Bledsoe, 9/8/02 – 10/6/02					
172	Jim Kelly, 10/8/95 – 11/12/95					
169	Trent Edwards, 11/17/08 – 9/20/09					
166	Kyle Orton, 10/19/14 – 11/30/14					
165	Tyrod Taylor, 9/25/16 – 10/23/16					
141	Jim Kelly, 11/22/87 – 12/20/87					
140	Doug Flutie, 10/8/00 – 11/12/00					
135	Frank Reich, 10/16/89 – 10/13/91					
	Drew Bledsoe, 10/13/02 – 11/3/02					
130	Drew Bledsoe, 9/21/03 – 10/12/03					

QB, 6 TH YEAR (2 ND WITH BILLS), VIRGINIA TECH			
Official W-L record as NFL starting QB is now 11-10 (was not credited with start when he lined up at WR to begin 2015 opener vs. Ind.)			
26-yd. TD rush in 3 rd qtr. reduced Patriots lead to 31-17 ... 8 th career TD rush, 7 th with Bills, 3 rd this season (also had 20-yd. score vs. Ari. 9/25 and 10-yd. score at Mia. last week) ... 5 th Bills QB with 7+ rushing TDs in career, joining Jack Kemp (25), Joe Ferguson (10), Daryle Lamonica (8), and Jim Kelly (7)			
Has rushed for scores in back-to-back games for 1 st time in career ... this is 7 th time in Bills history that a QB has rushed for TDs in cons. games:			
QB	Yds., Game	Yds., Game	Yds., Game
Warren Rabb	1, 10/20/62 vs. Oak.	3, 10/28/62 at Den.	
Jack Kemp	1, 9/11/65 vs. Bos.	1, 9/19/65 at Den.	4, 9/26/65 vs. N.Y.J.
Jack Kemp	1, 9/11/66 vs. K.C.	1, 9/18/66 vs. Mia.	
Joe Ferguson	1, 10/7/73 vs. Phi.	1, 10/14/73 vs. Balt.	
Trent Edwards	1, 11/17/08 vs. Cle.	15 & 5, 11/23/08 at K.C.	
EJ Manuel	8, 12/15/13 at Jax.	2, 9/7/14 at Chi.	
Tyrod Taylor	10, 10/23/16 at Mia.	26, 10/30/16 vs. N.E.	
10 th time a Bills QB has rushed for 3+ TDs in season (see list, left)			
Did not throw TD pass, snapping 4-game streak with at least one ... has TD pass in 16 of 22 starts in NFL ... has thrown 29 TD passes as Bill, 9 th on club all-time, 4 behind #8 J.P. Losman (33)			
Career passer rating of 94.8 with Bills remains club record (min. 250 att.), ahead of 87.8 by Kyle Orton (see list, left)			
377 completions as a Bill ... needs 24 to tie Rob Johnson (401) for 10 th on Bills all-time list			
4,515 passing yds. as a Bill ... needs 283 to tie Rob Johnson (4,798) for 10 th on Bills all-time list			
Has averaged 7.40 yds. per att. as Bill, 2 nd in team history, behind 7.42 by Jim Kelly (4,780-35,467)			
Completed 50.0% of pass att. today, reducing career completion rate with Bills to 61.80% ... figure ranks 2 nd on club chart (min. 250 att.), behind 64.21% by Kyle Orton (see list, left)			
Did not throw interception today, extending streak of att. without INT to 165 ... 2 nd streak of career of 100+ att. (first was club-record 222-att. streak in games 4-13, 2015 – inactive for games 6-7) ... streak is 19 th of 100+ in team history, and 165-att. stretch is 6 th longest in club records (see list, left)			
Interception rate of 1.31% with Bills remains club career record (min. 250 att.), ahead of 2.24% by Kyle Orton (447-10)			
48 rushing yds. today ... 17 th time as Bill with 20+ rushing yds. in game, 7 th in row (had 25 vs. N.Y.J. 9/15, 76 vs. Ari. 9/25, 28 at N.E. 10/2, 28 at L.A. 10/9, 68 vs. S.F. 10/16, and 35 at Mia. last week) ... 17 games with 20+ rush yds. now tied for 2 nd by QB on Bills all-time list with Jim Kelly (17) ... only Buffalo QB with more is Doug Flutie (24)			
887 rushing yds. in career with Bills ... figure now ranks 3 rd by QB in Bills history ... today moved past Doug Flutie (885), and trails only #2 Jim Kelly (1,049), and #1 Joe Ferguson (1,174)			
6-of-9 for 52 yds. on 2 TD drives ... 2-of-5 for 24 yds. on FG drive			






19 WALTER POWELL			
RECEIVING	NO	YDS	TD
Today	3	59	0
Season	12	132	0
Career	12	132	0






WR, 2 ND YEAR (1 ST WITH BILLS), MURRAY STATE
3 rec. ... has rec. in 4 of last 6 games ... has 2+ rec. in each of 4 career games with rec. (3 vs. Ari. 9/25, 4 at N.E. 10/2, and 2 at Mia. last week) ... has rec. in back-to-back games for 2 nd time in career (both this season; also in games 3-4)
59 rec. yds. are new career-high (old high: 28 vs. Ari. 9/25/16)
Career-long 35-yd. rec. in 4 th qtr. helped set up Jonathan Williams rush TD ... previous long gain was 14-yd. catch vs. Ari., 9/25/16
2 rec. today resulted in first down ... 7 of 12 career rec. have moved the chains
Forced fumble on kickoff coverage in 1 st qtr. ... first FF of NFL career













26 ROBERT BLANTON				
	SACKS	INT	FF	FR
Today	0.0	0	0	0
Season	0.0	0	0	0
Career	0.0	1	0	1









S, 5 TH YEAR (1 ST WITH BILLS), NOTRE DAME
Recorded 10 total tackles, 6 th time in NFL career with 10+ in game ... first double-digit tackle performance since recording 11 with Min. at Mia., 12/21/14







84 NICK O'LEARY				TE, 1 ST YEAR, FLORIDA STATE	
RECEIVING	NO	YDS	TD		1 rec. ... has rec. in 3 straight games, extending 2 nd streak of NFL career (first occurred in games 3-4, 2016)
Today	1	10	0		... has rec. in 5 of last 6 games
Season	7	94	0		Today's rec. gave Bills first down ... 5 of 8 career rec. have moved the chains
Career	8	131	0		Scored 2-pt. conversion in 4 th qtr. ... 2-point conversion was 1 st of career and is Bills' 2 nd this season (Reggie Bush had one via receiving last week at Mia.) ... streak is 4 th in team history and first since 2013, when Robert Woods scored on 9/15 vs. Car. and Stevie Johnson did it on 9/22 at N.Y.J.
					33 rd 2-pt. PAT in club history ... Bills are now 8-22-3 when scoring 2-pt. PAT

42 JEROME FELTON				FB, 9 TH YEAR (2 ND WITH BILLS), FURMAN	
RECEIVING	NO	YDS	TD		22-yd. rec. on opening drive helped set up FG ... rec. was first since 2-yd. catch at N.E. 10/2 ... 3 rd longest rec. of career, longest since 24-yd. gain with Det. vs. Chi., 1/3/10 (career-long covered 27 yds., with Det. vs. Pit., 10/11/09)
Today	2	26	0		Has rec. in 2 of last 3 games
Season	3	31	0		2 rec. are most in game since he had 2 with Min. at Sea., 11/17/13
Career	47	395	0		3 rec. in season are most since catching 6 with Min. in 2013
With Bills	4	43	0		

22 REGGIE BUSH				RB, 11 TH YEAR (1 ST WITH BILLS), SOUTHERN CALIFORNIA	
RUSHING	ATT	YDS	TD		Lost 8 yds. rushing today ... career rushing yd. total now stands at 5,491 ... figure remains 104 th on league's all-time chart ... needs 94 yds. to tie #102 Joe Morris (5,585)
Today	2	-8	0		Has rushing att. in 4 straight games, continuing 2 nd streak of NFL career (had carry in first 121 games) ...
Season	9	-2	1		has recorded rush att. in 125 of 127 career games
Career	1,283	5,491	36		2 rec. today are most since he had 3 with S.F. vs. Sea., 10/22/15 ... has rec. in 114 of 127 career games ...
RECEIVING	REC	YDS	TD		has rec. in back-to-back games for first time since 27-game stretch with Det. between game 15, 2013 with Mia. and game 16, 2014
Today	2	34	0		473 career rec. now ranks 19 th all-time by RB in NFL history ... today moved past Thurman Thomas (472)
Season	3	47	0		and needs 11 to tie #18 Curtis Martin (484) ... rec. figure ranks 3 rd among active RBs, behind Darren Sproles (490, playing tonight for Phi. at Dal.) and Matt Forte (507, incl. 2 today for N.Y.J. at Cle.)
Career	473	3,555	18		25-yd. rec. in 2 nd qtr. helped set up Mike Gillislee TD rush ... longest rec since 28-yd. catch with Det. vs. Buf., 10/6/14
KICKOFF RET.	NO	YDS	AVG		3,555 career rec. yds. are 3 rd most in NFL by active RB, behind Darren Sproles (4,366, playing tonight for Phi. at Dal.) and Matt Forte (4,279, incl. 16 today for N.Y.J. at Cle.)
Today	3	68	22.7		Career scrimmage yardage total now stands at 9,046 (5,491 rush + 3,555 rec.) ... figure now ranks 130 th on NFL all-time list ... today moved past Bill Brown (9,021), Chuck Muncie (9,025), and Frank Gifford (9,043) ...
Season	4	90	22.5		... within 100 or less of #129 Harold Carmichael (9,049), #128 Wes Chandler (9,050), #127 Tony Martin (9,062), #126 Mark Clayton (9,082), #125 Roy Green (9,105), #124 Chuck Foreman (9,106), #123 Johnnie Morton (9,123), and #122 Michael Pittman (9,139)
Career	5	122	24.4		Gained 68 yds. on 3 kickoff returns ... first time in NFL career with multiple KORs in game ... along with 22-yd. KOR last week at Mia., this is first time in NFL career with multiple KORs in one season

15 BRANDON TATE				WR, 8 TH YEAR (1 ST WITH BILLS), NORTH CAROLINA	
RUSHING	ATT	YDS	TD		14-yd. rush on Bills opening drive helped set up game-opening FG ... 2 nd time this season with rush (had 4-yd. gain at N.E. 10/2) ... first time with multiple rushes in season since 2014 with Cin.
Today	1	14	0		2 rec. for 2 nd straight week (had 2 last week at Mia.) ... has rec. in back-to-back games for first time since games 15-16, 2014 with Cin.
Season	2	18	0		Returned 1 punt for 2 yds. ... has PR in 68 of last 88 NFL games ... has PR in 8 straight games, longest streak since 11-game stretch with Cin. in games 2-12, 2015
Career	12	112	0		Has PR in all 8 games this season, longest streak by a Bill since Leodis McKelvin had return in first 9 games of 2014
RECEIVING	NO	YDS	TD		Has 167 PR in NFL career ... Needs 33 to become 41 st player in league history with 200+
Today	2	17	0		Has 1,547 PR yds. in NFL career ... Needs 453 to become 38 th player in league history with 2,000+
Season	4	48	0		Did not return kickoff today ... 25 th time in 106 career NFL games without KOR
Career	61	949	6		Has 202 KOR in NFL career ... remains 39 th on NFL all-time KOR chart ... within 5 or less of #38 Tim Dwight (203), #37 Andre Davis (205), and #36 Terrence McGee (207)
PUNT RET.	NO	YDS	AVG	TD	Ranks 4 th among active players on KOR list, trailing Darren Sproles (331, playing tonight for Phi. at Dal.), Ted Ginn Jr. (298, incl. 1 today for Car. vs. Ari.), and Devin Hester (285, on bye this week for Bal.)
Today	1	2	2.0	0	Has 4,956 KOR yds. in NFL career ... needs 44 to become 31 st player in league history with 5,000+ ... ranks 4 th among active players on KOR yardage list, trailing Darren Sproles (8,350, playing tonight for Phi. at Dal.), Devin Hester (7,126, on bye this week for Bal.), and Ted Ginn Jr. (6,786, none today for Car. vs. Ari.)
Season	13	132	10.2	0	
Career	167	1,547	9.3	1	
KICKOFF RET.	NO	YDS	AVG	TD	
Today	0	0	0.0	0	
Season	12	276	23.0	0	
Career	202	4,956	24.5	2	

17 JUSTIN HUNTER				WR, 4 TH YEAR, TENNESSEE	
RECEIVING	NO	YDS	TD		1 rec., 7 yds. ... has rec. in 33 of 40 career games played ... rec. in 4 straight games for first time since career-long 21-game streak with Ten. in 2014-15 ... 5 th rec. streak of career
Today	1	7	0		Today's rec. resulted in first down ... 54 of 73 career rec. (74.0%) have moved the chains
Season	5	66	2		
Career	73	1,182	10		



3 EJ MANUEL							QB, 4TH YEAR, FLORIDA STATE
PASSING	ATT	COM	YDS	PCT	TD	INT	<ul style="list-style-type: none"> Completed 1 of 2 att., connecting with Walter Powell for 35-yd. gain on Bills final drive 35-yd. gain is longest completion since 58-yd. TD to Marcus Easley, 10/25/15 at Jax. (London) Career interception pct. of 2.85% ranks 6th in Bills history, behind 1.31% by Tyrod Taylor (8-610), 2.24% by Kyle Orton (447-10), 2.56% by Rob Johnson (663-17), 2.81% by Drew Bledsoe (1,531-43), and 2.82% by Doug Flutie (1,063-30) ... Also remains in top 10 on Bills career leader lists in passer rating (78.4 remains 9th) and completion pct. (58.94% ranks 10th)
Today	2	1	35	50.0	0	0	
Season	5	2	45	40.0	0	0	
Career	526	310	3,416	58.9	19	15	
RUSHING	ATT	YDS	TD				
Today	0	0	0				
Season	5	13	0				
Career	91	315	4				

85 CHARLES CLAY				TE, 6TH YEAR (2ND WITH BILLS), TULSA
RECEIVING	REC	YDS	TD	<ul style="list-style-type: none"> 2 rec. today ... has rec. in 54 of last 55 games (was held without rec. vs. Ari. 9/25/16 to snap career-long 49-game rec. streak) Neither rec. today resulted in a first down ... 124 of 238 career rec. (52.1%) have moved the chains ... 37 of 77 catches with Bills (48.1%) have resulted in a first down
Today	2	6	0	
Season	26	274	0	
Career	238	2,611	17	
With Bills	77	802	3	

2 DAN CARPENTER				K, 9TH YEAR (4TH WITH BILLS), MONTANA
SCORING	XP-ATT	FG-ATT	PTS	<ul style="list-style-type: none"> 5 pts. today ... Raised career point total to 954 ... now ranks 64th on NFL all-time scoring chart ... today moved past Randy Moss (950) ... within 15 pts. or fewer of #63 Lou Michaels (955), #62 Jeff Reed (959), #61 Rafael Septien (960), and #60 Greg Davis (962) Has scored in all 56 games played with Bills ... streak is now tied as the 3rd longest in team history (see list, left) Personal point streak extended to 90 games (scored in last 34 games with Mia., 2010-12) 419 pts. in Bills career remains 7th on club all-time list (see list, left) ... 1 behind #6 O.J. Simpson (420) ... 103 behind co-#4s Thurman Thomas and Andre Reed (522 each) 1-2 on FG today (successful from 23 yds., missed from 49 yds.) ... 227 FG in NFL now tied for 49th on league all-time FG list ... today matched Mike Nugent (227, none today for Cin. vs. Was. in London) ... within 5 or fewer of #48 Jeff Jaeger (229) and #47 Mike Vanderjagt (230) 100 FGs with Bills remain 4th on team all-time FG list, 33 behind #3 Scott Norwood (133) ... with today's FG, became 4th kicker in Bills history with 100+ FG Bills all-time FG accuracy leader (min. 50 att.) with success rate of 87.72% (100 of 114), ahead of #2 Rian Lindell (83.33%, 225 of 270) 2-2 on PAT kicks today ... 119 PAT kicks with Bills remain 5th on club all-time chart ... 28 behind #4 John Leypoldt (147)
Today	2-2	1-2	5	
Season	22-24	10-13	52	
Career	273-283	227-268	954	
With Bills	119-128	100-114	419	
BILLS RECORD BOOK				
MOST CONSECUTIVE GAMES SCORING				
92	Scott Norwood,	9/7/86 vs. N.Y.J.-12/22/91 vs. Det.		
60	Steve Christie,	11/21/93 vs. Ind.-10/5/97 vs. Det.		
56	Rian Lindell,	9/14/09 at N.E.- 12/30/12 vs. N.Y.J.		
56	Dan Carpenter,	9/8/13 vs. N.E.- 10/30/16 vs. N.E.		
54	Steve Christie,	10/20/97 at Ind.-11/26/00 at T.B.		
52	Rian Lindell,	11/21/04 vs. St.L.-12/9/07 vs. Mia.		
BILLS RECORD BOOK				
MOST POINTS, CAREER				
1,011	Steve Christie	K 1992-2000		
980	Rian Lindell	K 2003-12		
670	Scott Norwood	K 1985-91		
522	Thurman Thomas	RB 1988-99		
	Andre Reed	WR 1985-99		
420	O.J. Simpson	RB 1969-77		
419	Dan Carpenter	K 2013-16		
369	John Leypoldt	K 1971-76		
298	Eric Moulds	WR 1996-2005		
260	Lee Evans	WR 2004-10		
BILLS RECORD BOOK				
MOST FIELD GOALS, CAREER				
234	Steve Christie,	1992-2000		
225	Rian Lindell,	2003-12		
133	Scott Norwood,	1985-91		
100	Dan Carpenter,	2013-16		
74	John Leypoldt,	1971-76		

95 KYLE WILLIAMS					DT, 11TH YEAR, LSU
SACKS	INT	FF	FR	<ul style="list-style-type: none"> Recorded sack in 2nd qtr. ... increased career total to 38.0; now ranks 8th on Bills all-time sack chart (see list, left) ... broke tie with Sherman White (37.0) 38.0 sacks are most ever by Bills DT First sack since recording 1.5 vs. Ari. 10/26/14 Today's takedown came on 3rd down play ... of 43 career sacks in which he has participated (32 whole, 11 shared), 19 have come on 3rd down Has 4.0 sacks against N.E., 2nd most vs. one opponent (8 vs. N.Y.J.) ... has 4.0 takedowns of Tom Brady, 2nd most of any QB (Matt Cassel-5.0) Bills are 17-16 with Williams sack, 6-4 when he participates in two 	
Today	1.0	0	0		
Season	2.5	0	0		
Career	38.0	1	3		
BILLS RECORD BOOK					
MOST SACKS, CAREER					
171.0	Bruce Smith	1985-99			
78.0	Aaron Schobel	2001-09			
61.5	Phil Hansen	1991-2001			
52.5	Cornelius Bennett	1987-95			
45.5	Ben Williams	1976-85 (unofficial)			
43.0	Mario Williams	2012-15			
38.5	Darryl Talley	1983-94			
38.0	Kyle Williams	2006-16			
37.0	Sherman White	1976-83 (unofficial)			
33.0	Bryce Paup	1995-97			



6 COLTON SCHMIDT				P, 3 RD YEAR, CALIFORNIA-DAVIS	
PUNTING	NO	YDS	AVG	Averaged 43.7 yds. per punt today, reducing career average to 44.35 ... figure remains 2 nd on club all-time average chart (see list, left) 206 career punts remain 8 th on Bills all-time list ... 47 behind #7 Spike Jones (253) One of today's punts gave Patriots ball inside 20 ... has at least one "in-the-20" in 32 of 40 games of NFL career	
Today	3	131	43.7		
Season	38	1,647	43.3		
Career	206	9,136	44.3	66 of 206 career punts (32.0%) have pinned opponent inside their 20 ... now alone in 5 th place on Bills career list for inside-the-20s, breaking tie with Greg Cater (65) ... 45 behind #4 John Kidd (111) Longest punt today covered 56 yds. ... has 50+ yd. punt in 4 straight games, longest streak since he tied career-long with 7-game streak in games 4-10, 2015 ... has 50+ yd. kick in 28 of 40 games of NFL career ... has 50+ yd. kick in 15 of last 21 contests Gained 16 yds. on 2 nd rush of NFL career (previous rush att. came on fumbled snap, 11/12/15 at N.Y.J.) ... play resulted in first down, and extended 3 rd qtr. drive which ended with Tyrod Taylor TD rush	
RUSHING	ATT	YDS	TD		
Today	1	16	0		
Season	1	16	0		
Career	2	16	0		
BILLS RECORD BOOK					
HIGHEST PUNTING AVERAGE, CAREER (min. 100 punts)					
44.73	Shawn Powell	2012-13	(100-4,473)		
44.35	Colton Schmidt	2014-16	(206-9,136)		
43.74	Brian Moorman	2001-13	(923-40,370)		
42.12	Paul Maguire	1964-70	(552-23,249)		
41.74	Marv Bateman	1974-77	(262-10,937)		
41.67	Billy Atkins	1960-63	(174-7,251)		
40.60	Chris Mohr	1991-2000	(769-31,220)		
40.48	John Kidd	1984-89	(446-18,055)		
39.66	Spike Jones	1971-74	(253-10,035)		
39.22	Greg Cater	1980-83	(277-10,864)		

52 PRESTON BROWN					LB, 3 RD YEAR, LOUISVILLE	
	SACKS	INT	FF	FR	Recorded first sack of NFL career in 2 nd qtr. Takedown occurred on 3 rd down play and forced Patriots to punt	
Today	1.0	0	0	0		
Season	1.0	0	1	2		
Career	1.0	3	2	4		

99 MARCELL DAREUS					DT, 6 TH YEAR, ALABAMA	
	SACKS	INT	FF	FR	Recorded sack in 4 th qtr. ... sack is first of season ... now has 31.5 takedowns in career ... first sack since 11/12/15 at N.Y.J. 31.5 sacks are 2 nd most in Bills history by DT, behind Kyle Williams (38.0) ... needs 1.5 sacks to tie Bryce Paup for 10 th on club all-time sack chart Has 2.5 sacks vs. N.E. and QB Tom Brady, both tied for 4 th on his personal list (also has 2.5 sacks vs. Was. and 2.5 sacks of John Beck) Bills are 10-16 when Dareus participates in sack (4-2 with 2+, 2-1 with 3)	
Today	1.0	0	0	0		
Season	1.0	0	0	0		
Career	31.5	0	2	2		

PATRIOTS QB TOM BRADY – Today: 22-of-33 passing, 315 yds., 4 TD, 0 INT ... Has completed 610 of 955 passes in career vs. the Bills; both figures remain 2nd among all-time opponents (Dan Marino-1,001 att. and 614 comp.) ... 7,316 career yds. vs. Buffalo also remain 2nd all-time (Marino-7,553) ... 66 career TDs vs. Bills remain the most among opponents all-time (2nd: Marino-50) ... 101.5 career passer rating vs. Bills, remains one of seven opposing QBs with 100+ rating in career (min. 50 att.), along with Drew Brees (119.1), Philip Rivers (110.7), Fran Tarkenton (107.9), Rich Gannon (106.5), Alex Smith (103.2), and Jay Schroeder (100.6) ... today marked 10th time with 300+ yd. game vs. Bills, the most of any opposing QB (Dan Marino ranks 2nd with 7) ... today was also 6th time he has thrown 4+ TDs in game vs. Bills; only 2 other QBs - Dan Marino (2) & Drew Brees (2) - have more than one vs. Buffalo.

PATRIOTS K STEPHEN GOSTKOWSKI – 11 pts. today increased career total vs. Bills to 183, extending his record by Buffalo opponent (2nd: Pat Leahy-163) ... 2 FGs today raise his career total vs. Bills to 38, most by any opponent (2nd: Adam Vinatieri-32) ... 69 PATs against Bills remain 2nd all-time among opponents, behind Leahy (76).

PATRIOTS WR DANNY AMENDOLA – Had 73-yd. non-scoring kickoff return to begin 2nd half .. play is 9th longest non-scoring KOR ever vs. Bills, and longest since LeGarrette Blount had 83-yd. return at N.E., 12/29/13 ... longest non-scoring KOR vs. Bills in Orchard Park since Laurence Maroney had 74-yd. return with N.E., 10/22/06.

PATRIOTS TE ROB GRONKOWSKI – 5 rec., 109 yds., 1 TD ... today marked 5th time with 100+ rec. yds. vs. Bills, tying Charles Hennigan and Randy Moss (5 each) for 2nd most ever, behind only Don Maynard (8) ... TD was 11th of career vs. Bills (all via receiving), becoming 11th opposing player ever with 11+ vs. Bills ... 11 rec. TDs are tied for 3rd most ever vs. Bills (also: Charlie Hennigan, Lionel Taylor, and Mark Clayton), trailing only Don Maynard (15) and Randy Moss (12) ... Now has 52 rec. for 813 yds. against Bills; 52 rec. are 2nd most among active opponents (Brandon Marshall-63) and 813 rec. yds. are most of any active foe (2nd place: Marshall-750)



LAST WEEK

Flip Card and Gamebook

Regular Season Game #8

**Buffalo Bills vs. New England Patriots
Sunday, October 30, 2016**

BILLS

NO	NAME	POS
2	Dan Carpenter	K
3	EJ Manuel	QB
5	Tyrod Taylor	QB
6	Colton Schmidt	P
7	Cardale Jones	QB
10	Robert Woods	WR
15	Brandon Tate	WR
16	Ed Eagan	WR
17	Justin Hunter	WR
19	Waiter Powell	WR
20	Corey Graham	S
21	Nickell Robey-Coleman	CB
22	Reggie Bush	RB
23	Aaron Williams	S
24	Stephon Gilmore	CB
25	LeSean McCoy	RB
26	Robert Blanton	S
27	Duke Williams	S
28	Ronald Darby	CB
29	Kevon Seymour	CB
30	Corey White	CB
31	Jonathan Williams	RB
35	Mike Gillislee	RB
36	Jonathan Meeks	S
42	Jerome Felton	FB
47	Manasseh Garner	TE
50	Ramon Humber	LB
51	Brandon Spikes	LB
52	Preston Brown	LB
53	Zach Brown	LB
55	Jerry Hughes	LB
56	Lerentee McCray	LB
57	Lorenzo Alexander	LB
64	Richie Incognito	G
65	Garrison Sanborn	LS
66	Seantrel Henderson	T
67	Patrick Lewis	C
70	Eric Wood	C
71	Cyrus Kouandjio	T
72	Ryan Gray	G
76	John Miller	G
77	Cordy Glenn	T
79	Jordan Mills	T
84	Nick O'Leary	TE
85	Charles Clay	TE
88	Marquise Goodwin	WR
90	Shaq Lawson	LB
91	Leger Douzable	DE
92	Adolphus Washington	DT
94	Jerel Worthy	DE
95	Kyle Williams	DT
97	Corbin Bryant	DT
99	Marcell Dareus	DT

PRONUNCIATIONS

Dareus, Marcel..... DAR-e-us (like 'jar')
 Douzable, Leger..... Leh-je' DOO-zan-bull
 Garner, Manasseh..... muh-NESS-uh
 Gillislee, Mike..... gill-is-LEE
 Gilmore, Stephon..... steph-AHN
 Goodwin, Marquise..... Mar-keese
 Henderson, Seantrel..... SHAWN-trel
 Kouandjio, Cyrus..... KWAN-jo
 McCray, Lerentee..... Luh-RENT-ee
 Seymour, Kevon..... KEY-von
 Worthy, Jerel..... juh-RELL



BUFFALO BILLS vs. NEW ENGLAND PATRIOTS

Sunday, October 30, 2016 - 1:00 PM

New Era Field, Orchard Park, New York



BILLS OFFENSE

WR	88	Marquise Goodwin	19	Justin Hunter
LT	77	Cordy Glenn	71	Cyrus Kouandjio
LG	64	Richie Incognito	67	Patrick Lewis
C	70	Eric Wood	72	Ryan Gray
RG	76	John Miller	66	Seantrel Henderson
RT	79	Jordan Mills	84	Nick O'Leary
TE	85	Charles Clay	3	EJ Manuel
QB	5	Tyrod Taylor	35	Mike Gillislee
FB	42	Jerome Felton	15	Brandon Tate
RB	25	LeSean McCoy	22	Reggie Bush
WR	10	Robert Woods	16	Ed Eagan
			31	<u>Jonathan Williams</u>

BILLS DEFENSE

DT	95	Kyle Williams	91	Leger Douzable
NT	99	Marcell Dareus	94	Jerel Worthy
DE	97	Corbin Bryant	92	<u>Adolphus Washington</u>
OLB	55	Jerry Hughes	56	Lerentee McCray
WILL	53	Zach Brown	50	Ramon Humber
MIKE	52	Preston Brown	51	Brandon Spikes
OLB	57	Lorenzo Alexander	90	<u>Shaq Lawson</u>
CB	28	Ronald Darby	21	Nickell Robey-Coleman
S	23	Aaron Williams	27	Duke Williams
S	20	Corey Graham	26	Robert Blanton
CB	24	Stephon Gilmore	29	<u>Kevon Seymour</u>
			30	Corey White
			36	Jonathan Meeks

PATRIOTS DEFENSE

LE	95	Chris Long	92	Geneo Grissom
DT	97	Alan Branch	74	<u>Woodrow Hamilton</u>
DT	90	Malcom Brown	99	Vincent Valentine
RE	93	Jabaa Sheard	98	Trey Flowers
LB	91	Jamie Collins	51	Barkevious Mingo
LB	54	Dont'a Hightower	52	Elandon Roberts
LB	50	Rob Ninkovich	58	Shea McClellin
RCB	26	Logan Ryan	24	Cyrus Jones
LCB	21	Malcolm Butler	22	Justin Coleman
S	23	Patrick Chung	30	Duron Harmon
S	32	Devin McCourty	43	Nate Ebner
			53	Kyle Van Noy
			25	Eric Rowe
			31	<u>Jonathan Jones</u>
			37	Jordan Richards
			36	Brandon King

BILLS SPECIALISTS

K	2	Dan Carpenter	19	Waiter Powell
KO	2	Dan Carpenter	19	Waiter Powell
P	6	Colton Schmidt		
KOR	15	Brandon Tate	22	Reggie Bush
PR	15	Brandon Tate	22	Reggie Bush
LS	65	Garrison Sanborn		
H	6	Colton Schmidt		

Rookie players are underlined.
 Injured players are in italics.

PATRIOTS OFFENSE

WR	15	Chris Hogan	80	Danny Amendola
LT	77	Nate Solder	68	LaAdrian Waddle
LG	62	<u>Joe Thuney</u>	69	Shaq Mason
C	60	David Andrews	75	<u>Ted Karras</u>
RG	69	Shaq Mason	75	<u>Ted Karras</u>
RT	61	Marcus Cannon	71	Cameron Fleming
TE	87	Rob Gronkowski	88	Martellus Bennett
WR	11	Julian Edelman	19	<u>Malcolm Mitchell</u>
QB	12	Tom Brady	10	Jimmy Garoppolo
RB	28	James White	46	James Develin
RB	29	LeGarrette Blount	38	Brandon Bolden
			27	<u>D.J. Foster</u>

PATRIOTS SPECIALISTS

K	3	Stephen Gostkowski		
P	6	Ryan Allen		
H	6	Ryan Allen		
PR	80	Danny Amendola	24	Cyrus Jones
KR	24	<u>Cyrus Jones</u>	18	Matthew Slater
LS	49	Joe Cardona	27	<u>D.J. Foster</u>

Rookie players are underlined.
 Injured players are in italics.

PATRIOTS

NO	NAME	POS
3	Stephen Gostkowski	K
6	Ryan Allen	P
10	Jimmy Garoppolo	QB
11	Julian Edelman	WR
12	Tom Brady	QB
15	Chris Hogan	WR
18	Matthew Slater	WR
19	Malcolm Mitchell	WR
21	Malcolm Butler	CB
22	Justin Coleman	DB
23	Patrick Chung	S
24	Cyrus Jones	CB
25	Eric Rowe	DB
26	Logan Ryan	CB
27	D.J. Foster	RB
28	James White	RB
29	LeGarrette Blount	RB
30	Duron Harmon	DB
31	Jonathan Jones	DB
32	Devin McCourty	DB
36	Brandon King	DB
37	Jordan Richards	DB
38	Brandon Bolden	RB
43	Nate Ebner	DB
46	James Develin	FB
49	Joe Cardona	LS
50	Rob Ninkovich	LB
51	Barkevious Mingo	LB
52	Elandon Roberts	LB
53	Kyle Van Noy	LB
54	Dont'a Hightower	LB
58	Shea McClellin	LB
60	David Andrews	C
61	Marcus Cannon	OL
62	Joe Thuney	OL
68	LaAdrian Waddle	OL
69	Shaq Mason	OL
71	Cameron Fleming	OL
74	Woodrow Hamilton	DL
75	Ted Karras	G
77	Nate Solder	T
80	Danny Amendola	WR
87	Rob Gronkowski	TE
88	Martellus Bennett	TE
90	Malcom Brown	DL
91	Jamie Collins	LB
92	Geneo Grissom	DL
93	Jabaa Sheard	DL
95	Chris Long	DE
97	Alan Branch	DL
98	Trey Flowers	DL
99	Vincent Valentine	DT

PRONUNCIATIONS

Danny Amendola am-men-DOLE-uh
 LeGarrette Blount LUH-gare-et BLUNT
 Joe Cardona car-DOAN-a
 Stephen Gostkowski gost-COW-ski
 Geneo Grissom GEE-no
 Dont'a Hightower don-TAY
 Ted Karras CARE-us
 Barkevious Mingo bar-KEY-vee-us
 Jabaa Sheard juh-BALL SHEERD
 Joe Thuney TOO-nee

TODAY'S OFFICIALS

Referee - John Parry (132), Umpire - Mark Pellis (131), Head Linesman - John McGrath (5), Line Judge - Jeff Seeman (45), Field Judge - Jabir Walker (26), Side Judge - Keith Washington (7), Back Judge - Perry Paganelli (46), Replay Official - Bob McGrath

BILLS

NO	NAME	POS
57	Alexander, Lorenzo	LB
26	Blanton, Robert	S
52	Brown, Preston	LB
53	Brown, Zach	LB
97	Bryant, Corbin	DT
22	Bush, Reggie	RB
2	Carpenter, Dan	K
85	Clay, Charles	TE
28	Darby, Ronald	CB
99	Dareus, Marcell	DT
91	Douzable, Leger	DE
16	Eagan, Ed	WR
42	Felton, Jerome	FB
47	Garner, Manasseh	TE
35	Gillislee, Mike	RB
24	Gilmore, Stephen	CB
77	Glenn, Cordy	T
88	Goodwin, Marquise	WR
20	Graham, Corey	S
72	Groy, Ryan	G
66	Henderson, Seantrel	T
55	Hughes, Jerry	LB
50	Humber, Ramon	LB
17	Hunter, Justin	WR
64	Incognito, Richie	G
7	Jones, Cardale	QB
71	Kouandjio, Cyrus	T
90	Lawson, Shaq	LB
67	Lewis, Patrick	C
3	Manuel, EJ	QB
25	McCoy, LeSean	RB
56	McCray, Lereatee	LB
36	Meeks, Jonathan	S
76	Miller, John	G
79	Mills, Jordan	T
84	O'Leary, Nick	TE
21	Powell, Walter	WR
19	Robey-Coleman, Nickell	CB
65	Sanborn, Garrison	LS
6	Schmidt, Colton	P
29	Seymour, Kevon	CB
51	Spikes, Brandon	LB
15	Tate, Brandon	WR
5	Taylor, Tyrrod	QB
92	Washington, Adolphus	DT
30	White, Corey	CB
23	Williams, Aaron	S
27	Williams, Duke	S
31	Williams, Jonathan	RB
95	Williams, Kyle	DT
70	Wood, Eric	C
10	Woods, Robert	WR
94	Worthy, Jerel	DE

INACTIVE

- _____ 5. _____
- _____ 6. _____
- _____ 7. _____
- _____ 4. _____

BUFFALO BILLS

NO	NAME	POS	HT	WT	AGE	EXP	COLLEGE
2	Dan Carpenter	K	6-2	228	30	9	Montana
3	EJ Manuel	QB	6-4	237	26	4	Florida State
5	Tyrod Taylor	QB	6-1	215	27	6	Virginia Tech
6	Colton Schmidt	P	5-11	224	25	3	California-Davis
7	Cardale Jones	QB	6-5	250	23	R	Ohio State
10	Robert Woods	WR	6-0	190	24	4	Southern California
15	Brandon Tate	WR	6-1	195	28	8	North Carolina
16	Ed Eagan	WR	5-10	193	23	R	Northwestern State
17	Justin Hunter	WR	6-4	203	25	4	Tennessee
19	Walter Powell	WR	6-0	189	24	2	Murray State
20	Corey Graham	S	6-0	196	31	10	New Hampshire
21	Nickell Robey-Coleman	CB	5-8	165	24	4	Southern California
22	Reggie Bush	RB	6-0	205	31	11	Southern California
23	Aaron Williams	S	6-0	199	26	6	Texas
24	Stephon Gilmore	CB	6-1	190	26	5	South Carolina
25	LeSean McCoy	RB	5-11	208	28	8	Pittsburgh
26	Robert Blanton	S	6-1	200	27	5	Notre Dame
27	Duke Williams	S	5-11	201	25	4	Nevada
28	Ronald Darby	CB	5-11	193	22	2	Florida State
29	Kevon Seymour	CB	6-0	185	22	R	Southern California
30	Corey White	CB	6-1	210	26	5	Samford
31	Jonathan Williams	RB	6-0	223	22	R	Arkansas
35	Mike Gillislee	RB	5-11	219	25	3	Florida
36	Jonathan Meeks	S	6-0	209	26	4	Clemson
42	Jerome Felton	FB	6-0	248	30	9	Furman
47	Manasseh Garner	TE	6-2	229	24	1	Pittsburgh
50	Ramon Humber	LB	5-11	232	29	8	North Dakota State
51	Brandon Spikes	LB	6-2	255	29	6	Florida
52	Preston Brown	LB	6-1	251	23	3	Louisville
53	Zach Brown	LB	6-1	248	26	5	North Carolina
55	Jerry Hughes	LB	6-2	254	28	7	Texas Christian
56	Lerentee McCray	LB	6-3	249	26	4	Florida
57	Lorenzo Alexander	LB	6-1	245	33	10	California
64	Richie Incognito	G	6-3	319	33	10	Nebraska
65	Garrison Sanborn	LS	6-1	240	31	8	Florida State
66	Seantrel Henderson	T	6-7	331	24	3	Miami
67	Patrick Lewis	C	6-1	311	25	4	Texas A&M
70	Eric Wood	C	6-4	310	30	8	Louisville
71	Cyrus Kouandjio	T	6-7	322	23	3	Alabama
72	Ryan Groy	G	6-5	320	25	3	Wisconsin
76	John Miller	G	6-2	303	23	2	Louisville
77	Cordy Glenn	T	6-6	345	27	5	Georgia
79	Jordan Mills	T	6-5	316	25	4	Louisiana Tech
84	Nick O'Leary	TE	6-3	252	24	1	Florida State
85	Charles Clay	TE	6-3	255	27	6	Tulsa
88	Marquise Goodwin	WR	5-9	179	25	4	Texas
90	Shaq Lawson	LB	6-3	270	22	R	Clemson
92	Leger Douzable	DE	6-4	284	20	7	Central Florida
94	Adolphus Washington	DE	6-4	295	22	R	Ohio State
94	Jerel Worthy	DE	6-2	308	26	3	Michigan State
95	Kyle Williams	DT	6-1	303	33	11	LSU
97	Corbin Bryant	DT	6-4	300	28	4	Northwestern
99	Marcell Dareus	DT	6-3	331	26	6	Alabama

Head Coach: Rex Ryan

Assistant: Assistant Head Coach/Defense: Rob Ryan, Assistant Head Coach/Offense: Chris Palmer

- Coordinators: Danny Crossman (Special Teams), Anthony Lynn (Offense), Dennis Thurman (Defense),
 Conditioning: Bobby April III (Linebackers), John Blake (Defensive Line), Eric Ciano (Head Strength and
 Assistant), Sanjay Lal (Wide Receivers), David Lee (Quarterbacks), Dan Liburd (Strength and Conditioning
 Assistant), Mark Loecher (Strength and Conditioning Assistant), Hal Luther (Assistant Strength and
 Conditionning), D'Anton Lynn (Defensive Assistant), Tim McDonald (Defensive Backs), Pat Meyer (Offensive
 Assistant), Jason Oszwart (Strength and Conditioning Assistant), Jason Rebrowich (Defensive Line), Ed Reed
 (Assistant Defensive Backs), Eric Smith (Special Teams Assistant), Kathryn Smith (Quality Control-Special
 Teams), Tony Sparano (Tight Ends), Jason Vrable (Assistant Quarterbacks), Jeff Weeks (Outside Linebackers)



INACTIVE

- _____ 5. _____
- _____ 6. _____
- _____ 7. _____
- _____ 4. _____

NEW ENGLAND PATRIOTS

NO	NAME	POS	HT	WT	AGE	EXP	COLLEGE
3	Stephen Gostkowski	K	6-1	215	32	11	Memphis
6	Ryan Allen	P	6-2	220	26	4	Louisiana Tech
10	Jimmy Garoppolo	QB	6-2	225	24	3	Eastern Illinois
11	Julian Edelman	WR	5-10	200	30	8	Kent State
12	Tom Brady	QB	6-4	225	39	17	Michigan
15	Chris Hogan	WR	6-1	210	28	4	Monmouth
18	Matthew Slater	WR	6-0	205	31	9	UCLA
19	Malcolm Mitchell	WR	6-1	200	23	R	Georgia
21	Malcolm Butler	CB	5-11	190	26	3	West Alabama
22	Justin Coleman	DB	5-11	190	23	2	Tennessee
23	Patrick Chung	S	5-11	215	29	8	Oregon
24	Cyrus Jones	CB	5-10	200	22	R	Alabama
25	Eric Rowe	DB	6-1	205	24	2	Utah
26	Logan Ryan	CB	5-11	195	25	4	Rutgers
27	D.J. Foster	RB	6-0	195	22	R	Arizona State
28	James White	RB	5-10	205	24	3	Wisconsin
29	LeGarrette Blount	RB	6-0	250	29	7	Oregon
30	Duron Harmon	DB	6-1	205	25	4	Rutgers
31	Jonathan Jones	DB	5-10	190	23	R	Auburn
32	Devin McCourty	DB	5-10	195	29	7	Rutgers
36	Brandon King	DB	6-2	220	23	2	Auburn
37	Jordan Richards	DB	5-11	210	23	2	Stanford
38	Brandon Bolden	RB	5-11	220	26	5	Mississippi
43	Nate Ebner	DB	6-0	220	27	5	Ohio State
46	James Develin	FB	6-3	255	28	4	Brown
49	Joe Cardona	LS	6-3	245	24	2	Navy
50	Rob Ninkovich	LB	6-2	260	32	11	Purdue
51	Barkevious Mingo	LB	6-4	240	26	4	Louisiana State
52	Elandon Roberts	LB	6-0	235	22	R	Houston
53	Kyle Van Noy	LB	6-3	243	25	3	BYU
54	Dont'a Hightower	LB	6-3	265	26	5	Alabama
58	Shea McClellin	LB	6-3	250	27	5	Boise State
60	David Andrews	C	6-3	295	24	2	Georgia
61	Marcus Cannon	OL	6-5	335	28	6	Texas Christian
62	Joe Thuney	OL	6-5	305	23	R	North Carolina State
68	LaAdrian Waddle	OL	6-6	315	25	4	Texas Tech
69	Shaq Mason	OL	6-1	310	23	2	Georgia Tech
71	Cameron Fleming	OL	6-6	320	24	3	Stanford
74	Woodrow Hamilton	DL	6-3	315	23	R	Mississippi
75	Ted Karras	G	6-4	305	23	R	Illinois
77	Nate Solder	T	6-8	325	28	6	Colorado
80	Danny Amendola	WR	5-11	190	30	8	Texas Tech
87	Rob Gronkowski	TE	6-6	265	27	7	Arizona
88	Martellus Bennett	TE	6-6	275	29	9	Texas A&M
90	Malcom Brown	DL	6-2	320	22	2	Texas
91	Jamie Collins	LB	6-3	250	27	4	Southern Mississippi
92	Geneo Grissom	DL	6-4	265	24	2	Oklahoma
93	Jabaal Sheard	DL	6-3	265	27	6	Pittsburgh
95	Chris Long	DE	6-3	270	31	9	Virginia
97	Alan Branch	DL	6-6	350	31	10	Michigan
98	Trey Flowers	DL	6-2	265	23	2	Arkansas
99	Vincent Valentine	DT	6-3	320	22	R	Nebraska

Head Coach: Bill Belichick

- Assistant:** Steve Belichick (Safeties), Josh Boyer (Cornerbacks), Moses Cabrera (Head Strength and Conditioning),
 Brian Daboll (Tight Ends), Brendan Day (Defensive Line), Ivan Fears (Running Backs),
 Brian Flores (Linebackers), James Hardy (Assistant Strength and Conditioning), Joe Judge (Special Teams),
 Josh McDaniels (Offensive Coordinator/Quarterbacks), Chad O'Shea (Wide Receivers),
 Matt Patricia (Defensive Coordinator), Dante Scarnecchia (Offensive Line),
 Jerry Schupliniski (Assistant Quarterbacks), Ray Ventrone (Assistant Special Teams)



INACTIVE

- _____ 5. _____
- _____ 6. _____
- _____ 7. _____
- _____ 4. _____



NO	NAME	POS
6	Allen, Ryan	P
80	Amendola, Danny	WR
60	Andrews, David	C
88	Bennett, Martellus	TE
29	Blount, LeGarrette	RB
38	Bolden, Brandon	RB
12	Brady, Tom	QB
97	Branch, Alan	DL
90	Brown, Malcom	DL
21	Butler, Malcolm	CB
61	Cannon, Marcus	OL
49	Cardona, Joe	LS
23	Chung, Patrick	S
22	Coleman, Justin	DB
91	Collins, Jamie	LB
46	Develin, James	FB
43	Ebner, Nate	DB
11	Edelman, Julian	WR
71	Fleming, Cameron	OL
98	Flowers, Trey	DL
27	Foster, D.J.	RB
10	Garoppolo, Jimmy	QB
3	Gostkowski, Stephen	K
92	Grissom, Geneo	DL
87	Gronkowski, Rob	TE
74	Hamilton, Woodrow	DL
30	Harmon, Duron	DB
54	Hightower, Dont'a	LB
15	Hogan, Chris	WR
31	Jones, Cyrus	CB
24	Jones, Jonathan	DB
75	Karras, Ted	G
36	King, Brandon	DB
95	Long, Chris	DE
69	Mason, Shaq	OL
58	McClellin, Shea	LB
32	McCourty, Devin	DB
51	Mingo, Barkevious	LB
19	Mitchell, Malcolm	WR
50	Ninkovich, Rob	LB
37	Richards, Jordan	DB
52	Roberts, Elandon	LB
25	Rowe, Eric	DB
26	Ryan, Logan	CB
93	Sheard, Jabaal	DL
18	Slater, Matthew	WR
77	Solder, Nate	T
62	Thuney, Joe	OL
99	Valentine, Vincent	DT
53	Van Noy, Kyle	LB
68	Waddle, LaAdrian	OL
28	White, James	RB

WEEK 8, 2016

National Football League Game Summary

NFL Copyright © 2016 by The National Football League. All rights reserved. This summary and play-by-play is for the express purpose of assisting media in their coverage of the game; any other use of this material is prohibited without the written permission of the National Football League. Updated: 10/31/2016

Date: Sunday, 10/30/2016

New England Patriots at Buffalo Bills
at New Era Field, Orchard Park NY

Start Time: 1:02 PM EDT

Game Day Weather

Game Weather: Rain

Temp: 49° F (9.4° C) Humidity: 92%, Wind: N 9 mph

Played Outdoors on Turf: A-Turf Titan

Outdoor Weather: Forecast: 100% chance of showers, high temp 52, winds 9-13 mph, Wind Chill: 45

Officials

Referee: Parry, John (132)
Line Judge: Seeman, Jeff (45)
Back Judge: Paganelli, Perry (46)

Umpire: Pellis, Mark (131)
Side Judge: Washington, Keith (7)
Replay Official: McGrath, Bob

Head Linesman: McGrath, John (5)
Field Judge: Walker, Jabir (26)

Lineups

New England Patriots				Buffalo Bills			
Offense		Defense		Offense		Defense	
WR 15	C.Hogan	LE 95	C.Long	WR 17	J.Hunter	DT 95	K.Williams
TE 88	M.Bennett	DT 97	A.Branch	LT 77	C.Glenn	DE 91	L.Douzable
LT 77	N.Solder	DT 90	M.Brown	LG 64	R.Incognito	OLB 55	J.Hughes
LG 62	J.Thuney	RE 93	J.Sheard	C 70	E.Wood	WILL 53	Z.Brown
C 60	D.Andrews	LB 52	E.Roberts	RG 76	J.Miller	MIKE 52	P.Brown
RG 69	S.Mason	LB 54	D.Hightower	RT 79	J.Mills	OLB 57	L.Alexander
RT 61	M.Cannon	LB 50	R.Ninkovich	TE 85	C.Clay	DB 21	N.Robey-Coleman
TE 87	R.Gronkowski	RCB 25	E.Rowe	WR 15	B.Tate	CB 28	R.Darby
WR 11	J.Edelman	LCB 21	M.Butler	WR 19	W.Powell	S 26	R.Blanton
QB 12	T.Brady	S 23	P.Chung	QB 5	T.Taylor	S 20	C.Graham
RB 28	J.White	S 32	D.McCourty	RB 35	M.Gillislee	CB 24	S.Gilmore

Substitutions

K 3 S.Gostkowski, P 6 R.Allen, QB 10 J.Garoppolo, WR 18 M.Slater, DB 22 J.Coleman, CB 26 L.Ryan, RB 29 L.Blount, DB 30 D.Harmon, DB 31 J.Jones, DB 36 B.King, DB 37 J.Richards, RB 38 B.Bolden, DB 43 N.Ebner, FB 46 J.Develin, LS 49 J.Cardona, LB 51 B.Mingo, LB 58 S.McClellin, OL 71 C.Fleming, G 75 T.Karras, WR 80 D.Amendola, LB 91 J.Collins, DL 92 G.Grissom, DL 98 T.Flowers, DT 99 V.Valentine

Substitutions

K 2 D.Carpenter, QB 3 E.Manuel, P 6 C.Schmidt, WR 10 R.Woods, RB 22 R.Bush, S 27 D.Williams, CB 29 K.Seymour, CB 30 C.White, RB 31 J.Williams, S 36 J.Meeks, DB 39 M.Roberson, FB 42 J.Felton, LB 50 R.Humber, LB 51 B.Spikes, LB 56 L.McCray, LS 65 G.Sanborn, T 71 C.Kouandjio, G 72 R.Groy, TE 84 N.O'Leary, TE 87 G.Christian, LB 90 S.Lawson, DT 92 A.Washington, DT 97 C.Bryant, DT 99 M.Dareus

Did Not Play

Did Not Play

Not Active

WR 19 M.Mitchell, CB 24 Cy.Jones, RB 27 D.Foster, RB 35 T.Gaffney, LB 53 K.Van Noy, OL 68 L.Waddle, DL 74 W.Hamilton

Not Active

QB 7 Ca.Jones, S 23 A.Williams, RB 25 L.McCoy, T 66 S.Henderson, C 67 P.Lewis, WR 88 M.Goodwin, DE 94 J.Worthy

Field Goals (made () & missed)

		(51) (32)	D.Carpenter	(23) 49RU		
			1	2	3	4
VISITOR:	New England Patriots		14	10	14	3
HOME:	Buffalo Bills		3	7	7	8
					OT	Total
					0	41
					0	25

Scoring Plays

Team	Qtr	Time	Play Description (Extra Point) (Drive Info)	Visitor	Home
Bills	1	11:05	D.Carpenter 23 yd. Field Goal (10-70, 3:55)	0	3
Patriots	1	4:35	D.Amendola 9 yd. pass from T.Brady (S.Gostkowski kick) (14-70, 6:30)	7	3
Patriots	1	1:33	C.Hogan 53 yd. pass from T.Brady (S.Gostkowski kick) (3-45, 2:08)	14	3
Bills	2	6:26	M.Gillislee 3 yd. run (D.Carpenter kick) (5-59, 2:14)	14	10
Patriots	2	4:18	R.Gronkowski 53 yd. pass from T.Brady (S.Gostkowski kick) (4-79, 2:08)	21	10
Patriots	2	0:00	S.Gostkowski 51 yd. Field Goal (5-28, 0:27)	24	10
Patriots	3	14:00	J.Edelman 12 yd. pass from T.Brady (S.Gostkowski kick) (2-24, 1:00)	31	10
Bills	3	7:57	T.Taylor 26 yd. run (D.Carpenter kick) (13-75, 6:03)	31	17

WEEK 8, 2016

National Football League Game Summary

NFL Copyright © 2016 by The National Football League. All rights reserved. This summary and play-by-play is for the express purpose of assisting media in their coverage of the game; any other use of this material is prohibited without the written permission of the National Football League. Updated: 10/31/2016

Patriots	3	3:05	L.Blount 1 yd. run (S.Gostkowski kick) (12-75, 4:52)	38	17
Patriots	4	7:06	S.Gostkowski 32 yd. Field Goal (13-76, 7:49)	41	17
Bills	4	0:30	J.Williams 1 yd. run (E.Manuel-N.O'Leary pass) (6-66, 1:56)	41	25
Paid Attendance: 70,442				Time: 3:17	

Final Individual Statistics

New England Patriots

RUSHING	ATT	YDS	AVG	LG	TD
L.Blount	18	43	2.4	7	1
J.White	2	15	7.5	8	0
T.Brady	1	15	15.0	15	0
J.Edelman	1	0	0.0	0	0
J.Garoppolo	1	-1	-1.0	-1	0
Total	23	72	3.1	15	1

PASSING	ATT	CMP	YDS	SK/YD	TD	LG	IN	RT
T.Brady	33	22	315	4/22	4	53	0	137.0
J.Garoppolo	0	0	0	1/8	0	0	0	0.0
Total	33	22	315	5/30	4	53	0	137.0

PASS RECEIVING	TAR	REC	YDS	AVG	LG	TD
R.Gronkowski	7	5	109	21.8	53	1
C.Hogan	4	4	91	22.8	53	1
J.Edelman	8	4	37	9.3	12	1
M.Bennett	5	4	35	8.8	16	0
D.Amendola	4	3	29	9.7	15	1
J.White	5	2	14	7.0	8	0
Total	33	22	315	14.3	53	4

INTERCEPTIONS	NO	YDS	AVG	LG	TD
Total	0	0	0	0	0

PUNTING	NO	YDS	AVG	NET	TB	IN20	LG
R.Allen	3	134	44.7	44.0	0	0	49
Total	3	134	44.7	44.0	0	0	49

PUNT RETURNS	NO	YDS	AVG	FC	LG	TD
J.Edelman	2	19	9.5	0	10	0
[OUT OF BOUNDS]	1	0	0.0	0	0	0
Total	2	19	9.5	0	10	0

KICKOFF RETURNS	NO	YDS	AVG	FC	LG	TD
D.Amendola	2	97	48.5	0	73	0
M.Slater	1	15	15.0	0	15	0
D.McCourty	1	0	0.0	0	0	0
[TOUCHBACK]	1	0	0.0	0	0	0
Total	4	112	28.0	0	73	0

Buffalo Bills

RUSHING	ATT	YDS	AVG	LG	TD
M.Gillislee	12	85	7.1	28	1
T.Taylor	5	48	9.6	26	1
C.Schmidt	1	16	16.0	16	0
B.Tate	1	14	14.0	14	0
J.Williams	5	12	2.4	8	1
R.Bush	2	-8	-4.0	2	0
Total	26	167	6.4	28	3

PASSING	ATT	CMP	YDS	SK/YD	TD	LG	IN	RT
T.Taylor	38	19	183	1/7	0	25	0	63.8
E.Manuel	2	1	35	1/2	0	35	0	95.8
Total	40	20	218	2/9	0	35	0	66.5

PASS RECEIVING	TAR	REC	YDS	AVG	LG	TD
R.Woods	7	4	50	12.5	20	0
W.Powell	8	3	59	19.7	35	0
M.Gillislee	3	3	9	3.0	6	0
R.Bush	3	2	34	17.0	25	0
J.Felton	3	2	26	13.0	22	0
B.Tate	3	2	17	8.5	10	0
C.Clay	6	2	6	3.0	4	0
N.O'Leary	1	1	10	10.0	10	0
J.Hunter	5	1	7	7.0	7	0
Total	39	20	218	10.9	35	0

INTERCEPTIONS	NO	YDS	AVG	LG	TD
Total	0	0	0	0	0

PUNTING	NO	YDS	AVG	NET	TB	IN20	LG
C.Schmidt	3	131	43.7	37.3	0	1	56
Total	3	131	43.7	37.3	0	1	56

PUNT RETURNS	NO	YDS	AVG	FC	LG	TD
B.Tate	1	2	2.0	1	2	0
W.Powell	0	0	0.0	1	0	0
Total	1	2	2.0	2	2	0

KICKOFF RETURNS	NO	YDS	AVG	FC	LG	TD
R.Bush	3	68	22.7	0	35	0
[TOUCHBACK]	4	0	0.0	0	0	0
Total	3	68	22.7	0	35	0

New England Patriots

FUMBLES	FUM	LOST	OWN-REC	YDS	TD	FORCED	OPP-REC	YDS	TD	OUT-BDS
M.Slater	1	0	0	0	0	0	0	0	0	0
S.McClellin	0	0	1	0	0	0	0	0	0	0
Total	1	0	1	0	0	0	0	0	0	0

Buffalo Bills

FUMBLES	FUM	LOST	OWN-REC	YDS	TD	FORCED	OPP-REC	YDS	TD	OUT-BDS
C.Schmidt	1	0	1	0	0	0	0	0	0	0
R.Bush	1	0	0	0	0	0	0	0	0	0
T.Taylor	0	0	1	0	0	0	0	0	0	0
W.Powell	0	0	0	0	0	1	0	0	0	0
Total	2	0	2	0	0	1	0	0	0	0

Final Team Statistics

	Visitor Patriots	Home Bills
TOTAL FIRST DOWNS	23	25
By Rushing	2	8
By Passing	15	11
By Penalty	6	6
THIRD DOWN EFFICIENCY	9-13-69%	4-13-31%
FOURTH DOWN EFFICIENCY	0-0-0%	2-4-50%
TOTAL NET YARDS	357	376
Total Offensive Plays (inc. times thrown passing)	61	68
Average gain per offensive play	5.9	5.5
NET YARDS RUSHING	72	167
Total Rushing Plays	23	26
Average gain per rushing play	3.1	6.4
Tackles for a loss-number and yards	3-5	0-0
NET YARDS PASSING	285	209
Times thrown - yards lost attempting to pass	5-30	2-9
Gross yards passing	315	218
PASS ATTEMPTS-COMPLETIONS-HAD INTERCEPTED	33-22-0	40-20-0
Avg gain per pass play (inc.# thrown passing)	7.5	5.0
KICKOFFS Number-In End Zone-Touchbacks	7-5-4	5-2-1
PUNTS Number and Average	3-44.7	3-43.7
Had Blocked	0	0
FGs - PATs Had Blocked	0-0	0-0
Net Punting Average	44.0	37.3
TOTAL RETURN YARDAGE (Not Including Kickoffs)	19	2
No. and Yards Punt Returns	2-19	1-2
No. and Yards Kickoff Returns	4-112	3-68
No. and Yards Interception Returns	0-0	0-0
PENALTIES Number and Yards	10-116	12-84
FUMBLES Number and Lost	1-0	2-0
TOUCHDOWNS	5	3
Rushing	1	3
Passing	4	0
EXTRA POINTS Made-Attempts	5-5	3-3
Kicking Made-Attempts	5-5	2-2
Passing Made-Attempts	0-0	1-1
FIELD GOALS Made-Attempts	2-2	1-2
RED ZONE EFFICIENCY	3-4-75%	2-4-50%
GOAL TO GO EFFICIENCY	1-1-100%	2-4-50%
SAFETIES	0	0
FINAL SCORE	41	25
TIME OF POSSESSION	29:51	30:09

Ball Possession And Drive Chart

New England Patriots

#	Time Recd	Time Lost	Time Poss	How Ball Obtained	Drive Began	# Play	Yds Gain	Yds Pen	Net Yds	1st Down	Last Scrm	How Given Up
1	11:05	4:35	6:30	Kickoff	NE 30	14	65	5	70	5	* BUF 9	Touchdown
2	3:41	1:33	2:08	Punt	BUF 45	3	55	-10	45	2	NE 47	Touchdown
3	14:50	13:55	0:55	Punt	NE 39	3	-7	0	-7	0	NE 32	Punt
4	10:09	8:40	1:29	Punt	NE 18	3	-3	0	-3	0	NE 15	Punt
5	6:26	4:18	2:08	Kickoff	NE 21	4	79	0	79	2	NE 47	Touchdown
6	0:27	0:00	0:27	Missed FG	NE 39	5	28	0	28	1	BUF 33	Field Goal
7	15:00	14:00	1:00	Kickoff	BUF 24	2	24	0	24	2	* BUF 12	Touchdown
8	7:57	3:05	4:52	Kickoff	NE 25	12	62	13	75	7	* BUF 1	Touchdown
9	14:55	7:06	7:49	Downs	NE 10	13	61	15	76	4	* BUF 14	Field Goal
10	4:29	2:26	2:03	Downs	NE 23	3	-6	0	-6	0	NE 17	Punt
11	0:30	0:00	0:30	Kickoff	NE 9	1	-1	0	-1	0	NE 9	End of Game

(345) Average NE 31

Buffalo Bills

#	Time Recd	Time Lost	Time Poss	How Ball Obtained	Drive Began	# Play	Yds Gain	Yds Pen	Net Yds	1st Down	Last Scrm	How Given Up
1	15:00	11:05	3:55	Kickoff	BUF 25	10	70	0	70	3	* NE 5	Field Goal
2	4:35	3:41	0:54	Kickoff	BUF 7	3	5	0	5	0	BUF 12	Punt
3	1:33	14:50	1:43	Kickoff	BUF 19	3	9	0	9	0	BUF 28	Punt
4	13:55	10:09	3:46	Punt	BUF 29	6	22	-15	7	1	BUF 36	Punt
5	8:40	6:26	2:14	Punt	BUF 41	5	36	23	59	3	* NE 3	Touchdown
6	4:18	0:27	3:51	Kickoff	BUF 25	11	49	-5	44	4	NE 31	Missed FG
7	14:00	7:57	6:03	Kickoff	BUF 25	13	75	0	75	4	NE 26	Touchdown
8	3:05	14:55	3:10	Kickoff	BUF 40	6	31	19	50	3	* NE 10	Downs
9	7:06	4:29	2:37	Kickoff	BUF 25	7	42	10	52	4	NE 32	Downs
10	2:26	0:30	1:56	Punt	BUF 34	6	37	29	66	3	* NE 1	Touchdown

(270) Average BUF 27

* inside opponent's 20

Time of Possession by Quarter		1st	2nd	3rd	4th	OT	Total
Visitor	New England Patriots	8:38	4:59	5:52	10:22		29:51
Home	Buffalo Bills	6:22	10:01	9:08	4:38		30:09

Kickoff Drive No.-Start Average

Patriots: 5 - NE 32

Bills: 7 - BUF 24

First Half Summary

PERIOD SCORES

Patriots	14	10 = 24
Bills	3	7 = 10

TIME OF POSSESSION

Patriots	13:37
Bills	16:23

Scoring Plays

Team	Qtr	Time	Play Description (Extra Point) (Drive Info)	Visitor	Home
Bills	1	11:05	D.Carpenter 23 yd. Field Goal (10-70, 3:55)	0	3
Patriots	1	4:35	D.Amendola 9 yd. pass from T.Brady (S.Gostkowski kick) (14-70, 6:30)	7	3
Patriots	1	1:33	C.Hogan 53 yd. pass from T.Brady (S.Gostkowski kick) (3-45, 2:08)	14	3
Bills	2	6:26	M.Gillislee 3 yd. run (D.Carpenter kick) (5-59, 2:14)	14	10
Patriots	2	4:18	R.Gronkowski 53 yd. pass from T.Brady (S.Gostkowski kick) (4-79, 2:08)	21	10
Patriots	2	0:00	S.Gostkowski 51 yd. Field Goal (5-28, 0:27)	24	10

	New England Patriots	Buffalo Bills
TOTAL FIRST DOWNS	10	11
First Downs Rushing-Passing-by Penalty	0 - 9 - 1	4 - 5 - 2
THIRD DOWN EFFICIENCY	6-8-75%	3-8-38%
TOTAL NET YARDS	217	191
Total Offensive Plays	31	36
NET YARDS RUSHING	20	91
NET YARDS PASSING	197	100
Gross Yards Passing	209	100
Times thrown-yards lost attempting to pass	2-12	0-0
Pass Attempts-Completions-Had Intercepted	21 - 14 - 0	23 - 10 - 0
Punts-Number and Average	2 - 42.5	3 - 43.7
Penalties-Number and Yards	5 - 53	7 - 51
Fumbles-Number and Lost	1 - 0	0 - 0
Red Zone Efficiency	1-1-100%	1-2-50%
Average Drive Start	NE 34	BUF 24

New England Patriots										Buffalo Bills							
RUSHING										RUSHING							
	ATT	YDS	AVG	LG	TD		ATT	YDS	AVG	LG	TD						
L.Blount	7	20	2.9	7	0	M.Gillislee	9	72	8.0	28	1						
J.Edelman	1	0	0.0	0	0	B.Tate	1	14	14.0	14	0						
						T.Taylor	2	3	1.5	2	0						
						R.Bush	1	2	2.0	2	0						
Total	8	20	2.5	7	0	Total	13	91	7.0	28	1						
PASSING										PASSING							
	ATT	CMP	YDS	SK/YD	TD	LG	IN	RT		ATT	CMP	YDS	SK/YD	TD	LG	IN	RT
T.Brady	21	14	209	2/12	3	53	0	138.7	T.Taylor	23	10	100	0/0	0	25	0	56.4
Total	21	14	209	2/12	3	53	0	138.7	Total	23	10	100	0/0	0	25	0	56.4
PASS RECEIVING								PASS RECEIVING									
	TAR	REC	YDS	AVG	LG	TD		TAR	REC	YDS	AVG	LG	TD				
C.Hogan	3	3	88	29.3	53	1	J.Felton	3	2	26	13.0	22	0				
R.Gronkowski	5	3	58	19.3	53	1	W.Powell	4	2	24	12.0	12	0				
D.Amendola	3	2	24	12.0	15	1	M.Gillislee	2	2	9	4.5	6	0				
J.Edelman	3	2	18	9.0	10	0	R.Bush	2	1	25	25.0	25	0				
J.White	4	2	14	7.0	8	0	J.Hunter	3	1	7	7.0	7	0				
M.Bennett	3	2	7	3.5	5	0	B.Tate	2	1	7	7.0	7	0				
							C.Clay	4	1	2	2.0	2	0				
							R.Woods	2	0	0	0.0	0	0				
Total	21	14	209	14.9	53	3	Total	22	10	100	10.0	25	0				

New England Patriots	Regular Defensive Plays	Special Teams	Misc
----------------------	-------------------------	---------------	------

First Quarter

NE wins the coin toss and elects to defer. BUF elects to Receive, and NE elects to defend the west goal.

S.Gostkowski kicks 65 yards from NE 35 to end zone, Touchback. B.Tate kneels 5 yds. into end zone.

Buffalo Bills at 15:00

1-10-BUF 25	(15:00) (Shotgun) T.Taylor pass short right to C.Clay pushed ob at BUF 27 for 2 yards (D.Hightower). Caught near sideline at BUF 24.	
2-8-BUF 27	(14:29) (Shotgun) M.Gillislee left tackle pushed ob at NE 45 for 28 yards (P.Chung).	R1
1-10-NE 45	(14:00) (No Huddle) M.Gillislee up the middle to NE 42 for 3 yards (D.Hightower).	
2-7-NE 42	(13:25) (Shotgun) T.Taylor pass incomplete short left to J.Hunter. Overthrown, receiver along sideline at NE 31.	
3-7-NE 42	(13:18) (Shotgun) B.Tate right end pushed ob at NE 28 for 14 yards (L.Ryan). End-around, handoff from T.Taylor.	R2
1-10-NE 28	(12:44) (Shotgun) T.Taylor pass short right to J.Felton to NE 6 for 22 yards (R.Ninkovich; E.Roberts). Caught in flat at NE 20.	P3
1-6-NE 6	(12:00) (Shotgun) T.Taylor pass incomplete short left [D.Hightower]. Thrown away under pressure. Timeout #1 by BUF at 11:51.	
2-6-NE 6	(11:51) (Shotgun) T.Taylor up the middle to NE 5 for 1 yard (C.Long).	
3-5-NE 5	(11:15) (Shotgun) T.Taylor pass incomplete short left to R.Bush. Overthrown, receiver 2 yds. into end zone.	
4-5-NE 5	(11:07) D.Carpenter 23 yard field goal is GOOD, Center-G.Sanborn, Holder-C.Schmidt.	

NE 0 BUF 3, 10 plays, 70 yards, 3:55 drive, 3:55 elapsed

D.Carpenter kicks 55 yards from BUF 35 to NE 10. M.Slater to NE 25 for 15 yards (W.Powell). FUMBLES (W.Powell), recovered by NE-S.McClellin at NE 30. S.McClellin to NE 30 for no gain (R.Blanton).

New England Patriots at 11:05, (1st play from scrimmage 10:57)

1-10-NE 30	(10:57) (Shotgun) T.Brady pass incomplete short right to M.Bennett. Overthrown, receiver in flat at NE 35. Pressure on QB: L.Douzable.	
2-10-NE 30	(10:50) <i>PENALTY on BUF, Defensive 12 On-field, 5 yards, enforced at NE 30 - No Play.</i>	
2-5-NE 35	(10:50) (Shotgun) T.Brady pass short right to J.Edelman pushed ob at NE 43 for 8 yards (R.Blanton). Caught near sideline at NE 41.	P1
1-10-NE 43	(10:20) L.Blount up the middle to NE 42 for -1 yards (M.Dareus).	
2-11-NE 42	(9:44) T.Brady pass short left to M.Bennett pushed ob at NE 47 for 5 yards (Z.Brown). Caught near sideline at NE 42.	
3-6-NE 47	(9:23) (Shotgun) T.Brady pass short right to J.White pushed ob at BUF 45 for 8 yards (Z.Brown). Caught near sideline at NE 47.	P2
1-10-BUF 45	(8:50) T.Brady pass incomplete deep left to R.Gronkowski [K.Williams]. Caught out of bounds at BUF 27.	
2-10-BUF 45	(8:44) J.Edelman left end pushed ob at BUF 45 for no gain (Z.Brown). End-around, pitch from T.Brady.	
3-10-BUF 45	(8:06) (Shotgun) T.Brady pass short left to C.Hogan pushed ob at BUF 29 for 16 yards (S.Gilmore). Caught near sideline at BUF 32.	P3
1-10-BUF 29	(7:30) (Shotgun) L.Blount up the middle to BUF 28 for 1 yard (C.Graham).	
2-9-BUF 28	(6:56) (Shotgun) L.Blount up the middle to BUF 21 for 7 yards (P.Brown, R.Blanton).	
3-2-BUF 21	(6:13) (Shotgun) T.Brady pass short left to J.Edelman to BUF 11 for 10 yards (Z.Brown). Caught in flat at BUF 15.	P4
1-10-BUF 11	(5:42) L.Blount right end to BUF 7 for 4 yards (R.Blanton).	
2-6-BUF 7	(5:21) (No Huddle) T.Brady pass short right to R.Gronkowski to BUF 9 for -2 yards (R.Darby). TE screen, caught at BUF 9.	
3-8-BUF 9	(4:35) (Shotgun) T.Brady pass short right to D.Amendola for 9 yards, TOUCHDOWN. Caught at goal line.	P5
	S.Gostkowski extra point is GOOD, Center-J.Cardona, Holder-R.Allen.	

NE 7 BUF 3, 14 plays, 70 yards, 1 penalty, 6:30 drive, 10:25 elapsed

S.Gostkowski kicks 67 yards from NE 35 to BUF -2. R.Bush to BUF 13 for 15 yards (M.Slater). Penalty enforced from BUF 13 (end of return).

PENALTY on BUF-L.McCray, Offensive Holding, 6 yards, enforced at BUF 13.

Buffalo Bills at 4:35, (1st play from scrimmage 4:31)

1-10-BUF 7	(4:31) (Shotgun) M.Gillislee right end to BUF 12 for 5 yards (E.Roberts).	
2-5-BUF 12	(3:59) (Shotgun) T.Taylor pass incomplete short left to C.Clay. Through receiver's hands at BUF 15, crossing from middle.	
3-5-BUF 12	(3:54) (Shotgun) T.Taylor pass incomplete deep right to B.Tate. Dropped, receiver along sideline at BUF 30.	
4-5-BUF 12	(3:49) C.Schmidt punts 33 yards to BUF 45, Center-G.Sanborn, out of bounds.	

New England Patriots at 3:41

1-10-BUF 45	(3:41) T.Brady pass short right to J.White to BUF 19 for 26 yards (M.Dareus). Screen pass, caught at BUF 19. <i>PENALTY on NE-D.Amendola, Offensive Pass Interference, 10 yards, enforced at BUF 45 - No Play.</i>	
1-20-NE 45	(3:05) (Shotgun) T.Brady pass incomplete short middle [M.Dareus]. Thrown away under pressure. <i>PENALTY on BUF-R.Blanton, Defensive Holding, 5 yards, enforced at NE 45 - No Play.</i>	X6
1-10-50	(3:00) (Shotgun) L.Blount up the middle to BUF 48 for 2 yards (L.Alexander, L.Douzable).	
2-8-BUF 48	(2:23) (Shotgun) T.Brady pass incomplete short right to J.White (J.Hughes). Pass batted at NE 45 after QB rollout (receiver at 50).	
3-8-BUF 48	(2:18) (Shotgun) T.Brady pass deep right to J.Edelman to BUF 1 for 47 yards (R.Darby) [Z.Brown]. Caught at BUF 15. <i>PENALTY on NE-M.Cannon, Ineligible Downfield Pass, 5 yards, enforced at BUF 48 - No Play.</i>	

New England Patriots vs Buffalo Bills at New Era Field

3-13-NE 47

(1:41) (Shotgun) T.Brady pass deep left to C.Hogan for 53 yards, TOUCHDOWN. Caught in flat at BUF 9.

P7

S.Gostkowski extra point is GOOD, Center-J.Cardona, Holder-R.Allen.

NE 14 BUF 3, 3 plays, 45 yards, 1 penalty, 2:08 drive, 13:27 elapsed

S.Gostkowski kicks 64 yards from NE 35 to BUF 1. R.Bush to BUF 19 for 18 yards (B.Mingo, B.King).

Buffalo Bills at 1:33, (1st play from scrimmage 1:27)

1-10-BUF 19 (1:27) (Shotgun) M.Gillislee left end to BUF 23 for 4 yards (V.Valentine).

2-6-BUF 23 (:56) (Shotgun) R.Bush right guard to BUF 25 for 2 yards (A.Branch, P.Chung).

3-4-BUF 25 (:12) (Shotgun) T.Taylor pass short right to M.Gillislee to BUF 28 for 3 yards (P.Chung). Dump pass, caught at BUF 26.

End of quarter - 1.45 pm

END OF QUARTER

	Score	Time Poss	First Downs				Efficiencies	
			R	P	X	T	3 Down	4 Down
New England Patriots	14	8:38	0	6	1	7	5/5	0/0
Buffalo Bills	3	6:22	2	1	0	3	1/4	0/0

Second Quarter

10/30/2016

Play By Play

Buffalo Bills continued.

4-1-BUF 28 (15:00) C.Schmidt punts 42 yards to NE 30, Center-G.Sanborn. J.Edelman pushed ob at NE 39 for 9 yards (P.Brown).

New England Patriots at 14:50

1-10-NE 39 (14:50) (Shotgun) T.Brady pass incomplete short right to J.White. Thrown wide of receiver, in flat at NE 43. Pressure on QB: K.Williams.
 2-10-NE 39 (14:42) (Shotgun) T.Brady pass incomplete deep right to R.Gronkowski. Overthrown, receiver along sideline at BUF 24. Pressure on QB: C.Graham.
 3-10-NE 39 (14:35) (Shotgun) T.Brady sacked at NE 32 for -7 yards (K.Williams).
 4-17-NE 32 (14:05) R.Allen punts 41 yards to BUF 27, Center-J.Cardona. B.Tate to BUF 29 for 2 yards (N.Ebner).

Buffalo Bills at 13:55

1-10-BUF 29 (13:55) (Shotgun) T.Taylor pass incomplete deep right to W.Powell. Thrown behind receiver at 50, crossing to middle.
 2-10-BUF 29 (13:49) (Shotgun) M.Gillislee right tackle to BUF 37 for 8 yards (E.Roberts).
 3-2-BUF 37 (13:07) (Shotgun) T.Taylor pass short right to J.Hunter to BUF 44 for 7 yards (E.Rowe). Caught along sideline at BUF 44. P4
1-10-BUF 44 (12:38) (Shotgun) M.Gillislee right end to BUF 45 for 1 yard (J.Sheard, M.Butler).
 2-9-BUF 45 (12:01) (Shotgun) T.Taylor pass short left to R.Bush pushed ob at NE 37 for 18 yards (D.McCourty). Swing pass, caught at BUF 45.
PENALTY on BUF, Illegal Formation, 5 yards, enforced at BUF 45 - No Play.
 2-14-BUF 40 (11:34) (Shotgun) T.Taylor pass short left to R.Bush to BUF 40 for no gain (D.McCourty). Swing pass, caught at BUF 35.
PENALTY on BUF-W.Powell, Offensive Pass Interference, 10 yards, enforced at BUF 40 - No Play.
 2-24-BUF 30 (11:10) (Shotgun) T.Taylor pass incomplete deep left to C.Clay (D.McCourty) [J.Collins]. Receiver and coverage at NE 49.
 3-24-BUF 30 (11:04) (Shotgun) T.Taylor pass short right to M.Gillislee to BUF 36 for 6 yards (T.Flowers). Dump pass, caught in flat at BUF 34.
 4-18-BUF 36 (10:20) C.Schmidt punts 56 yards to NE 8, Center-G.Sanborn. J.Edelman pushed ob at NE 18 for 10 yards (K.Seymour).

New England Patriots at 10:09

1-10-NE 18 (10:09) T.Brady pass short left to M.Bennett to NE 20 for 2 yards (R.Blanton, S.Lawson). Caught at NE 19, crossing to sideline.
 2-8-NE 20 (9:33) (No Huddle, Shotgun) T.Brady pass incomplete deep left to J.Edelman [S.Lawson]. Overthrown, receiver at BUF 45.
 3-8-NE 20 (9:23) (Shotgun) T.Brady sacked at NE 15 for -5 yards (P.Brown).
 4-13-NE 15 (8:47) R.Allen punts 44 yards to BUF 41, Center-J.Cardona, fair catch by B.Tate.

Buffalo Bills at 8:40

1-10-BUF 41 (8:40) (Shotgun) M.Gillislee left guard to NE 49 for 10 yards (D.McCourty). Rush credited to BUF 45 (spot of foul).
PENALTY on BUF-E.Wood, Offensive Holding, 10 yards, enforced at BUF 45.
 1-16-BUF 35 (8:15) (Shotgun) T.Taylor pass incomplete deep left to C.Clay. BUF-C.Clay was injured during the play. Overthrown, receiver near sideline at NE 27.
 2-16-BUF 35 (8:09) (Shotgun) T.Taylor pass short right to J.Felton to BUF 39 for 4 yards (E.Roberts). Out-pattern, caught at BUF 37.
 3-12-BUF 39 (7:33) (Shotgun) T.Taylor pass incomplete deep right to J.Hunter (E.Rowe). Receiver and coverage near sideline at NE 32.
PENALTY on NE-E.Rowe, Defensive Pass Interference, 29 yards, enforced at BUF 39 - No Play. X5
1-10-NE 32 (7:26) (Shotgun) T.Taylor pass deep right to R.Bush to NE 7 for 25 yards (P.Chung). Caught near sideline at NE 13. P6
1-7-NE 7 (6:51) (Shotgun) *PENALTY on NE, Defensive 12 On-field, 4 yards, enforced at NE 7 - No Play.*
 Timeout #1 by NE at 06:30.
 1-3-NE 3 (6:30) (Shotgun) **M.Gillislee up the middle for 3 yards, TOUCHDOWN.** R7
 D.Carpenter extra point is GOOD, Center-G.Sanborn, Holder-C.Schmidt.

NE 14 BUF 10, 5 plays, 59 yards, 2 penalties, 2:14 drive, 8:34 elapsed

D.Carpenter kicks 68 yards from BUF 35 to NE -3. D.Amendola to NE 21 for 24 yards (L.McCray).

New England Patriots at 6:26, (1st play from scrimmage 6:22)

1-10-NE 21 (6:22) L.Blount right guard to NE 25 for 4 yards (P.Brown, L.McCray).
 2-6-NE 25 (5:45) T.Brady pass short right to C.Hogan to NE 44 for 19 yards (R.Darby). Caught in coverage near sideline at NE 40. P8
1-10-NE 44 (5:11) L.Blount left tackle to NE 47 for 3 yards (Z.Brown).
 2-7-NE 47 (4:27) (Shotgun) **T.Brady pass deep middle to R.Gronkowski for 53 yards, TOUCHDOWN. Caught at BUF 27.** P9
 S.Gostkowski extra point is GOOD, Center-J.Cardona, Holder-R.Allen.

NE 21 BUF 10, 4 plays, 79 yards, 2:08 drive, 10:42 elapsed

S.Gostkowski kicks 65 yards from NE 35 to end zone, Touchback. B.Tate kneels 6 yds. into end zone.

Buffalo Bills at 4:18

1-10-BUF 25 (4:18) (Shotgun) T.Taylor pass incomplete short right to J.Felton. Underthrown, receiver along sideline at BUF 29. Pressure on QB: J.Sheard.
 2-10-BUF 25 (4:10) (Shotgun) M.Gillislee right guard to BUF 41 for 16 yards (E.Rowe). R8
1-10-BUF 41 (3:34) (Shotgun) M.Gillislee left tackle to BUF 42 for 1 yard (M.Brown; D.Hightower).

New England Patriots vs Buffalo Bills at New Era Field

PENALTY on BUF-E.Wood, Offensive Holding, 10 yards, enforced at BUF 41 - No Play.

1-20-BUF 31 (3:15) (Shotgun) T.Taylor pass short middle to W.Powell to BUF 43 for 12 yards (J.Sheard, L.Ryan). Caught at BUF 39, crossing from right.

2-8-BUF 43 (2:44) (Shotgun) T.Taylor scrambles right guard to BUF 45 for 2 yards (L.Ryan).

Two-Minute Warning

3-6-BUF 45 (2:00) (Shotgun) T.Taylor pass short middle to B.Tate to NE 48 for 7 yards (J.Collins). Caught at BUF 49, slanting right. P9

1-10-NE 48 (1:28) (Shotgun) T.Taylor pass incomplete deep left to J.Hunter. Overthrown, receiver along sideline at NE 6.

2-10-NE 48 (1:21) (Shotgun) T.Taylor pass short right to W.Powell to NE 36 for 12 yards (E.Rowe). Caught at NE 40, slanting to middle. P10

1-10-NE 36 (:55) (No Huddle, Shotgun) T.Taylor pass deep right intended for J.Hunter INTERCEPTED by D.McCourty at NE 8. D.McCourty ran ob at NE 8 for no gain.

Penalty on NE-P.Chung, Defensive Holding, declined.

PENALTY on NE-E.Rowe, Illegal Contact, 5 yards, enforced at NE 36 - No Play.

X11

1-10-NE 31 (:49) (Shotgun) T.Taylor pass incomplete short right to R.Woods. Thrown behind receiver, along sideline at NE 24.

2-10-NE 31 (:44) (Shotgun) T.Taylor pass incomplete deep right to W.Powell. Off receiver's hands 3 yds. into end zone.

3-10-NE 31 (:38) (Shotgun) T.Taylor pass incomplete short left to R.Woods. Underthrown, receiver along sideline at NE 17.

4-10-NE 31 (:32) D.Carpenter 49 yard field goal is No Good, Hit Right Upright, Center-G.Sanborn, Holder-C.Schmidt.

New England Patriots at 0:27

1-10-NE 39 (:27) (Shotgun) T.Brady pass incomplete short right to D.Amendola [L.Douzable]. Underthrown, receiver in flat at NE 40. Thrown under pressure.

2-10-NE 39 (:20) (Shotgun) T.Brady pass short right to J.White pushed ob at NE 45 for 6 yards (R.Blanton). Screen pass, caught at NE 38.

3-4-NE 45 (:12) (Shotgun) T.Brady pass short middle to D.Amendola to BUF 40 for 15 yards (R.Blanton). Caught at BUF 43, slanting from right. P10

Timeout #2 by NE at 00:07.

1-10-BUF 40 (:07) (Shotgun) T.Brady pass short right to R.Gronkowski to BUF 33 for 7 yards (R.Darby, Z.Brown). Out-pattern, caught at BUF 35.

Timeout #3 by NE at 00:03.

Timeout #2 by BUF at 00:03.

2-3-BUF 33 (:03) **S.Gostkowski 51 yard field goal is GOOD, Center-J.Cardona, Holder-R.Allen.**

End of half - 2:38 pm

NE 24 BUF 10, 5 plays, 28 yards, 0:27 drive, 15:00 elapsed

END OF QUARTER

	Score	Time Poss	First Downs				Efficiencies	
			R	P	X	T	3 Down	4 Down
New England Patriots	24	4:59	0	3	0	3	1/3	0/0
Buffalo Bills	10	10:01	2	4	2	8	2/4	0/0

Third Quarter

10/30/2016

Play By Play

NE elects to Receive, and BUF elects to defend the West goal.

D.Carpenter kicks 62 yards from BUF 35 to NE 3. D.Amendola to BUF 24 for 73 yards (K.Seymour).

New England Patriots at 15:00, (1st play from scrimmage 14:46)

1-10-BUF 24 (14:46) (Shotgun) T.Brady pass short middle to M.Bennett to BUF 12 for 12 yards (Z.Brown, R.Blanton). Caught at BUF 19, crossing from right. P11

1-10-BUF 12 (14:07) (Shotgun) **T.Brady pass short right to J.Edelman for 12 yards, TOUCHDOWN. WR screen, caught at BUF 15. The Replay Official reviewed the runner broke the plane ruling, and the play was Upheld. The ruling on the field stands.** P12
S.Gostkowski extra point is GOOD, Center-J.Cardona, Holder-R.Allen.

NE 31 BUF 10, 2 plays, 24 yards, 1:00 drive, 1:00 elapsed
--

S.Gostkowski kicks 65 yards from NE 35 to end zone, Touchback. B.Tate kneels 7 yds. into end zone.

Buffalo Bills at 14:00

1-10-BUF 25 (14:00) (Shotgun) T.Taylor pass incomplete short left to J.Hunter [M.Brown]. Thrown wide of receiver at BUF 31.

2-10-BUF 25 (13:55) (Shotgun) T.Taylor scrambles left end pushed ob at BUF 27 for 2 yards (D.Hightower).

3-8-BUF 27 (13:19) (Shotgun) T.Taylor sacked at BUF 20 for -7 yards (T.Flowers, D.Hightower). T.Flowers credited with full sack.

4-15-BUF 20 (12:41) (Punt formation) C.Schmidt to BUF 10 for -10 yards. FUMBLES, and recovers at BUF 11. C.Schmidt pushed ob at BUF 36 for 25 yards (B.King) R12

1-10-BUF 36 (12:07) (Shotgun) T.Taylor pass short right to M.Gillislee to BUF 36 for no gain (M.Butler). Out-pattern, caught at BUF 32.

2-10-BUF 36 (11:30) (Shotgun) J.Williams left guard to BUF 44 for 8 yards (R.Ninkovich; D.Hightower).

3-2-BUF 44 (10:54) (Shotgun) T.Taylor pass short left to B.Tate to NE 46 for 10 yards (D.McCourty). BUF-B.Tate was injured during the play. He is Out. P13
Caught near sideline at NE 48.

1-10-NE 46 (10:32) (Shotgun) T.Taylor pass short left to C.Clay to NE 42 for 4 yards (P.Chung). Caught in flat at NE 45.

2-6-NE 42 (9:58) (Shotgun) T.Taylor pass short left to R.Bush to NE 33 for 9 yards (D.Hightower, J.Collins). Caught at NE 36. P14

1-10-NE 33 (9:21) (Shotgun) M.Gillislee up the middle to NE 27 for 6 yards (C.Long).

2-4-NE 27 (8:46) (Shotgun) M.Gillislee left guard to NE 26 for 1 yard (E.Roberts).

3-3-NE 26 (8:09) (Shotgun) T.Taylor pass incomplete deep right to W.Powell. Overthrown, receiver along sideline 4 yds. into end zone.

4-3-NE 26 (8:04) (Shotgun) **T.Taylor up the middle for 26 yards, TOUCHDOWN. QB draw.** R15
D.Carpenter extra point is GOOD, Center-G.Sanborn, Holder-C.Schmidt.

NE 31 BUF 17, 13 plays, 75 yards, 6:03 drive, 7:03 elapsed

D.Carpenter kicks 65 yards from BUF 35 to end zone, Touchback. D.Amendola kneels 6 yds. into end zone.

New England Patriots at 7:57

1-10-NE 25 (7:57) L.Blount left guard to NE 30 for 5 yards (S.Gilmore, S.Lawson).

2-5-NE 30 (7:21) T.Brady pass incomplete short left to J.Edelman. Thrown wide of receiver at NE 32.

3-5-NE 30 (7:18) (Shotgun) T.Brady scrambles up the middle to NE 45 for 15 yards (P.Brown). R13

1-10-NE 45 (6:41) L.Blount right guard to NE 48 for 3 yards (P.Brown).

2-7-NE 48 (6:07) T.Brady pass deep left to R.Gronkowski pushed ob at BUF 34 for 18 yards (B.Spikes). Caught along sideline at BUF 36. P14

1-10-BUF 34 (5:38) L.Blount right tackle to BUF 34 for no gain (A.Washington).

2-10-BUF 34 (5:06) L.Blount up the middle to BUF 29 for 5 yards (L.Douzable; Z.Brown).

3-5-BUF 29 (4:43) (No Huddle) L.Blount up the middle to BUF 28 for 1 yard (L.McCray).
PENALTY on BUF, Defensive 12 On-field, 5 yards, enforced at BUF 29 - No Play. X15

1-10-BUF 24 (4:27) T.Brady pass incomplete deep right to J.Edelman. Overthrown, receiver 9 yds. into end zone.

2-10-BUF 24 (4:20) (Shotgun) J.White right guard to BUF 17 for 7 yards (P.Brown).

3-3-BUF 17 (3:57) (No Huddle, Shotgun) T.Brady pass short left to D.Amendola pushed ob at BUF 12 for 5 yards (N.Robey-Coleman). Flare pass, caught at BUF 21. P16
PENALTY on BUF-N.Robey-Coleman, Unnecessary Roughness, 6 yards, enforced at BUF 12. X17

1-6-BUF 6 (3:38) T.Brady pass short left to C.Hogan to BUF 3 for 3 yards (S.Gilmore). Caught in flat at BUF 8.

2-3-BUF 3 (3:14) T.Brady pass incomplete short left to C.Hogan (S.Gilmore). Receiver and coverage 6 yds. into end zone.
PENALTY on BUF-S.Gilmore, Defensive Holding, 2 yards, enforced at BUF 3 - No Play. X18

1-1-BUF 1 (3:08) **L.Blount up the middle for 1 yard, TOUCHDOWN.** R19
S.Gostkowski extra point is GOOD, Center-J.Cardona, Holder-R.Allen.

NE 38 BUF 17, 12 plays, 75 yards, 3 penalties, 4:52 drive, 11:55 elapsed

S.Gostkowski kicks 60 yards from NE 35 to BUF 5. R.Bush pushed ob at BUF 40 for 35 yards (D.McCourty).

Buffalo Bills at 3:05, (1st play from scrimmage 2:55)

1-10-BUF 40 (2:55) (Shotgun) T.Taylor pass deep right to R.Woods to NE 40 for 20 yards (D.McCourty). Caught near sideline at NE 40. P16

1-10-NE 40 (2:16) (Shotgun) T.Taylor pass short left to R.Woods to NE 25 for 15 yards (J.Coleman). Caught in flat at NE 25. P17

New England Patriots vs Buffalo Bills at New Era Field

1-10-NE 25 (1:39) (No Huddle, Shotgun) T.Taylor pass incomplete deep right to W.Powell. Receiver and coverage 2 yds. into end zone.

PENALTY on NE-J.Coleman, Defensive Pass Interference, 19 yards, enforced at NE 25 - No Play.

X18

1-6-NE 6 (1:34) (Shotgun) R.Bush right end to NE 16 for -10 yards. FUMBLES, recovered by BUF-T.Taylor at NE 16. T.Taylor to NE 16 for no gain (C.Long). R.Bush took handoff, then fumbled on attempted backward pass to T.Taylor.

2-16-NE 16 (:48) (Shotgun) T.Taylor pass incomplete deep middle to R.Woods.

3-16-NE 16 (:42) (Shotgun) T.Taylor pass short left to R.Woods to NE 10 for 6 yards (M.Butler). Caught at NE 11, crossing from middle.

End of quarter - 3:33 pm

END OF QUARTER

	Score	Time Poss	First Downs				Efficiencies	
			R	P	X	T	3 Down	4 Down
New England Patriots	38	5:52	2	4	3	9	2/2	0/0
Buffalo Bills	17	9:08	2	4	1	7	1/4	2/2

Fourth Quarter

10/30/2016

Play By Play

Buffalo Bills continued.

4-10-NE 10 (15:00) (Shotgun) T.Taylor pass incomplete short right to C.Clay. Off receiver's hands, 4 yds. into end zone.

New England Patriots at 14:55

1-10-NE 10 (14:55) T.Brady pass incomplete deep right to J.Edelman (R.Darby). Receiver along sideline at NE 46.

2-10-NE 10 (14:47) T.Brady pass short middle to M.Bennett to NE 26 for 16 yards (B.Spikes, R.Blanton). Caught at NE 15, slanting slightly from right. P20

1-10-NE 26 (14:04) (Shotgun) T.Brady sacked at NE 21 for -5 yards (S.Lawson).

2-15-NE 21 (13:27) (Shotgun) J.White up the middle to NE 29 for 8 yards (R.Blanton, N.Robey-Coleman).

3-7-NE 29 (12:47) (Shotgun) T.Brady pass incomplete deep right to C.Hogan (R.Darby) [S.Lawson]. Receiver and coverage at BUF 26.

PENALTY on BUF-S.Lawson, Roughing the Passer, 15 yards, enforced at NE 29 - No Play. X21

1-10-NE 44 (12:40) L.Blount right tackle to BUF 49 for 7 yards (M.Dareus, B.Spikes).

2-3-BUF 49 (12:01) L.Blount left tackle to NE 49 for -2 yards (A.Washington).

3-5-NE 49 (11:03) (Shotgun) T.Brady pass short left to R.Gronkowski to BUF 18 for 33 yards (J.Meeks, Z.Brown). Caught along sideline at BUF 39, cut back inbounds after catch. P22

1-10-BUF 18 (10:18) L.Blount left tackle to BUF 20 for -2 yards (K.Williams, Z.Brown).

2-12-BUF 20 (9:38) (Shotgun) T.Brady pass incomplete short middle to J.White [K.Williams]. Thrown wide of receiver at BUF 15.

3-12-BUF 20 (9:34) (Shotgun) T.Brady pass incomplete short left to J.White. Dropped, receiver in flat at BUF 8.

PENALTY on BUF-S.Gilmore, Defensive Holding, 5 yards, enforced at BUF 20 - No Play. X23

1-10-BUF 15 (9:24) L.Blount up the middle to BUF 11 for 4 yards (A.Washington).

2-6-BUF 11 (8:56) (No Huddle) *PENALTY on NE-R.Gronkowski, False Start, 5 yards, enforced at BUF 11 - No Play.*

2-11-BUF 16 (8:35) (Shotgun) T.Brady pass short right to J.Edelman to BUF 9 for 7 yards (R.Blanton, P.Brown). Caught near sideline at BUF 14.

3-4-BUF 9 (7:52) (Shotgun) T.Brady sacked at BUF 14 for -5 yards (M.Dareus, L.McCray). M.Dareus credited with full sack.

4-9-BUF 14 (7:10) **S.Gostkowski 32 yard field goal is GOOD, Center-J.Cardona, Holder-R.Allen.**

NE 41 BUF 17, 13 plays, 76 yards, 2 penalties, 7:49 drive, 7:54 elapsed

S.Gostkowski kicks 65 yards from NE 35 to end zone, Touchback. W.Powell kneels 2 yds. into end zone.

Buffalo Bills at 7:06

1-10-BUF 25 (7:06) (Shotgun) T.Taylor pass short middle to N.O'Leary to BUF 35 for 10 yards (L.Ryan). Caught at BUF 27, crossed right after catch. P19

1-10-BUF 35 (6:37) (Shotgun) T.Taylor sacked at BUF 35 for 0 yards (R.Ninkovich).

PENALTY on NE-E.Roberts, Illegal Contact, 5 yards, enforced at BUF 35 - No Play. X20

1-10-BUF 40 (6:18) (Shotgun) T.Taylor scrambles right tackle pushed ob at NE 43 for 17 yards (J.Collins). R21

1-10-NE 43 (5:59) (Shotgun) M.Gillislee up the middle to NE 37 for 6 yards (D.McCourty).

2-4-NE 37 (5:29) (Shotgun) T.Taylor pass incomplete short middle to R.Woods (M.Butler). Receiver and coverage at NE 30.

PENALTY on NE-M.Butler, Illegal Use of Hands, 5 yards, enforced at NE 37 - No Play. X22

1-10-NE 32 (5:25) (Shotgun) T.Taylor pass incomplete short right to W.Powell. Thrown wide of receiver, along sideline at NE 20. Pressure on QB: S.McClellin.

2-10-NE 32 (5:19) (Shotgun) J.Williams up the middle to NE 32 for no gain (C.Long).

3-10-NE 32 (4:43) (Shotgun) T.Taylor pass incomplete short left to J.Hunter [J.Collins]. Overthrown, receiver at NE 19.

4-10-NE 32 (4:38) (Shotgun) T.Taylor pass short left to R.Woods to NE 23 for 9 yards (M.Butler). Caught in flat at NE 23. Measurement = turnover on downs. Buffalo challenged the short of the line to gain ruling, and the play was Upheld. The ruling on the field stands. (Timeout #1 at 04:29.)

New England Patriots at 4:29

1-10-NE 23 (4:29) J.Garoppolo in at QB. L.Blount right tackle to NE 23 for no gain (M.Dareus).

2-10-NE 23 (3:52) L.Blount right tackle to NE 25 for 2 yards (L.McCray).

3-8-NE 25 (3:13) (Shotgun) J.Garoppolo sacked at NE 17 for -8 yards (Z.Brown, L.McCray). Z.Brown credited with full sack.

4-16-NE 17 (2:34) R.Allen punts 49 yards to BUF 34, Center-J.Cardona, fair catch by W.Powell.

Buffalo Bills at 2:26

1-10-BUF 34 (2:26) E.Manuel in at QB. (Shotgun) J.Williams right guard to BUF 37 for 3 yards (T.Flowers, G.Grissom).

Two-Minute Warning

2-7-BUF 37 (2:00) (Shotgun) E.Manuel pass deep right to W.Powell to NE 28 for 35 yards (D.Harmon). Caught along sideline at NE 28. P23

1-10-NE 28 (1:52) (Shotgun) E.Manuel pass incomplete deep left to W.Powell. Dropped, receiver along sideline at NE 8.

2-10-NE 28 (1:47) (Shotgun) E.Manuel sacked at NE 30 for -2 yards (T.Flowers).

3-12-NE 30 (1:08) (Shotgun) E.Manuel pass incomplete deep right to R.Woods (E.Rowe). Receiver and coverage along sideline, 3 yds. into end zone

PENALTY on NE-E.Rowe, Defensive Pass Interference, 29 yards, enforced at NE 30 - No Play. X24

1-1-NE 1 (1:02) (Shotgun) J.Williams up the middle to NE 1 for no gain (B.Mingo, T.Flowers).

New England Patriots vs Buffalo Bills at New Era Field

Timeout #1 by NE at 00:33.

2-1-NE 1 (:33) (Shotgun) J.Williams right guard for 1 yard, TOUCHDOWN. BUF charged with time out for erroneously throwing challenge flag. R25

Timeout #2 by BUF at 00:30.

TWO-POINT CONVERSION ATTEMPT. E.Manuel pass to N.O'Leary is complete. ATTEMPT SUCCEEDS. NE-J.Richards was injured during the play. Caught 8 yds. into end zone, left side.

NE 41 BUF 25, 6 plays, 66 yards, 1 penalty, 1:56 drive, 14:30 elapsed

D.Carpenter kicks 56 yards from BUF 35 to NE 9. D.McCourty (didn't try to advance) to NE 9 for no gain (K.Seymour).

New England Patriots at 0:30, (1st play from scrimmage 0:29)

1-10-NE 9 (:29) J.Garoppolo kneels to NE 8 for -1 yards.

End of game - 4.19 pm

END OF QUARTER

	Score	Time Poss	First Downs				Efficiencies	
			R	P	X	T	3 Down	4 Down
New England Patriots	41	10:22	0	2	2	4	1/3	0/0
Buffalo Bills	25	4:38	2	2	3	7	0/1	0/2

Miscellaneous Statistics Report

New England Patriots vs Buffalo Bills
10/30/2016 at New Era Field

Ten Longest Plays for New England Patriots

Yards	Qtr	Play Start	Play Description
53	1	3-13-NE 47	(1:41) (Shotgun) T.Brady pass deep left to C.Hogan for 53 yards, TOUCHDOWN. Caught in flat at BUF 9.
53	2	2-7-NE 47	(4:27) (Shotgun) T.Brady pass deep middle to R.Gronkowski for 53 yards, TOUCHDOWN. Caught at BUF 27.
33	4	3-5-NE 49	(11:03) (Shotgun) T.Brady pass short left to R.Gronkowski to BUF 18 for 33 yards (J.Meeks, Z.Brown). Caught along sideline at BUF 39, cut back inbounds after catch.
19	2	2-6-NE 25	(5:45) T.Brady pass short right to C.Hogan to NE 44 for 19 yards (R.Darby). Caught in coverage near sideline at NE 40.
18	3	2-7-NE 48	(6:07) T.Brady pass deep left to R.Gronkowski pushed ob at BUF 34 for 18 yards (B.Spikes). Caught along sideline at BUF 36.
16	1	3-10-BUF 45	(8:06) (Shotgun) T.Brady pass short left to C.Hogan pushed ob at BUF 29 for 16 yards (S.Gilmore). Caught near sideline at BUF 32.
16	4	2-10-NE 10	(14:47) T.Brady pass short middle to M.Bennett to NE 26 for 16 yards (B.Spikes, R.Blanton). Caught at NE 15, slanting slightly from right.
15	2	3-4-NE 45	(:12) (Shotgun) T.Brady pass short middle to D.Amendola to BUF 40 for 15 yards (R.Blanton). Caught at BUF 43, slanting from right.
15	3	3-5-NE 30	(7:18) (Shotgun) T.Brady scrambles up the middle to NE 45 for 15 yards (P.Brown).
12	3	1-10-BUF 24	(14:46) (Shotgun) T.Brady pass short middle to M.Bennett to BUF 12 for 12 yards (Z.Brown, R.Blanton). Caught at BUF 19, crossing from right.

Ten Longest Plays for Buffalo Bills

Yards	Qtr	Play Start	Play Description
35	4	2-7-BUF 37	(2:00) (Shotgun) E.Manuel pass deep right to W.Powell to NE 28 for 35 yards (D.Harmon). Caught along sideline at NE 28.
28	1	2-8-BUF 27	(14:29) (Shotgun) M.Gillislee left tackle pushed ob at NE 45 for 28 yards (P.Chung).
26	3	4-3-NE 26	(8:04) (Shotgun) T.Taylor up the middle for 26 yards, TOUCHDOWN. QB draw.
25	2	1-10-NE 32	(7:26) (Shotgun) T.Taylor pass deep right to R.Bush to NE 7 for 25 yards (P.Chung). Caught near sideline at NE 13.
22	1	1-10-NE 28	(12:44) (Shotgun) T.Taylor pass short right to J.Felton to NE 6 for 22 yards (R.Ninkovich; E.Roberts). Caught in flat at NE 20.
20	3	1-10-BUF 40	(2:55) (Shotgun) T.Taylor pass deep right to R.Woods to NE 40 for 20 yards (D.McCourty). Caught near sideline at NE 40.
17	4	1-10-BUF 40	(6:18) (Shotgun) T.Taylor scrambles right tackle pushed ob at NE 43 for 17 yards (J.Collins).
16	2	2-10-BUF 25	(4:10) (Shotgun) M.Gillislee right guard to BUF 41 for 16 yards (E.Rowe).
16	3	4-15-BUF 20	(12:41) (Punt formation) C.Schmidt to BUF 10 for -10 yards. FUMBLES, and recovers at BUF 11. C.Schmidt pushed ob at BUF
15	3	1-10-NE 40	(2:16) (Shotgun) T.Taylor pass short left to R.Woods to NE 25 for 15 yards (J.Coleman). Caught in flat at NE 25.

Touchdown Scoring Information

		Offense	Defense	Special Teams
VISITOR	New England Patriots	5	0	0
HOME	Buffalo Bills	3	0	0

Player Scoring Information

Club	Player	TD	Rush TD	Rec TD	KO TD	Punt TD	Int TD	Fum TD	Misc TD	FG	XP	2Pt Rush	2Pt Rec	Sfty	Points
NE	S.Gostkowski	0	0	0	0	0	0	0	0	2	5	0	0	0	11
NE	L.Blount	0	1	0	0	0	0	0	0	0	0	0	0	0	6
NE	D.Amendola	0	0	1	0	0	0	0	0	0	0	0	0	0	6
NE	J.Edelman	0	0	1	0	0	0	0	0	0	0	0	0	0	6
NE	C.Hogan	0	0	1	0	0	0	0	0	0	0	0	0	0	6
NE	R.Gronkowski	0	0	1	0	0	0	0	0	0	0	0	0	0	6
BUF	J.Williams	0	1	0	0	0	0	0	0	0	0	0	0	0	6
BUF	T.Taylor	0	1	0	0	0	0	0	0	0	0	0	0	0	6
BUF	M.Gillislee	0	1	0	0	0	0	0	0	0	0	0	0	0	6
BUF	D.Carpenter	0	0	0	0	0	0	0	0	1	2	0	0	0	5
BUF	N.O'Leary	0	0	0	0	0	0	0	0	0	0	0	1	0	2

Possession Detail

	First Half		Second Half		Game	
	Visitor	Home	Visitor	Home	Visitor	Home
Largest Lead	14	3	24	0	24	3
Drives Leading	5	0	5	0	10	0
Time of Possession Leading	7:07	0:00	16:14	0:00	23:21	0:00
Largest Deficit	-3	-14	0	-24	-3	-24
Drives Trailing	1	5	0	4	1	9
Time of Possession Trailing	6:30	12:28	0:00	13:46	6:30	26:14
Times Score Tied Up		0		0		0
Lead Changes		2		0		2

R Allen

P

10

33% C Kouandjio

T

4

13%

M Roberson

CB

2

7%