



2016 TAMPA BAY BUCCANEERS

# MEDIA INFORMATION




VS.



GAME 11

VS. SEATTLE

NOV. 27TH - 4:05 PM ET





**TAMPA BAY BUCCANEERS**  
**2016 WEEKLY PRESS RELEASE**  
**PUBLIC RELATIONS**

**ONE BUCCANEER PLACE, TAMPA FLORIDA**  
**TEL (813) 554-1311**  
**FAX (813) 387-6317**

**TAMPA BAY BUCCANEERS** vs. **SEATTLE SEAHAWKS**



**TAMPA BAY BUCCANEERS (5-5) VS. SEATTLE SEAHAWKS (7-2-1)**  
**SUNDAY, NOVEMBER 27, 4:05 P.M. ET**  
**RAYMOND JAMES STADIUM (65,618)**  
**NETWORK TELEVISION: FOX**  
**PLAY-BY-PLAY: KENNY ALBERT ANALYST: DARYL JOHNSTON SIDELINE: LAURA OKMIN**  
**BUCS RADIO: US 103.5, FLAGSHIP STATION (103.5 FM, 620 AM & 95.3 FM)**  
**PLAY-BY-PLAY: GENE DECKERHOFF ANALYST: DAVE MOORE SIDELINE: T.J. RIVES**  
**LAST GAME: TAMPA BAY WON AT KANSAS CITY, 19-17; SEATTLE WON VS. PHILADELPHIA, 26-15**

**2016 Schedule and Results (5-5)**

DATE	OPPONENT (TV)	TIME
9/11	at Atlanta (FOX)	W, 31-24
9/18	at Arizona (FOX)	L, 40-7
9/25	LOS ANGELES (FOX)	L, 37-32
10/2	DENVER (CBS)	L, 27-7
10/10	at Carolina (ESPN)	W, 17-14
	Bye Week	
10/23	at San Francisco (FOX)	W, 34-17
10/30	OAKLAND (CBS)	L, 30-24 (OT)
11/3	ATLANTA (NFLN)	L, 43-28
11/13	CHICAGO (FOX)	W, 36-10
11/20	at Kansas City (FOX)	W, 19-17
11/27	SEATTLE (FOX)	4:05 p.m.
12/4	at San Diego (FOX)	4:25 p.m.
12/11	NEW ORLEANS^ (FOX)	1:00 p.m.
12/18	at Dallas^ (FOX)	1:00 p.m.
12/24	at New Orleans^ (FOX)	1:00 p.m.
1/1/17	CAROLINA^ (FOX)	1:00 p.m.

HOME GAMES IN ALL CAPS - All Times Eastern  
 ^ Subject to Flexible Scheduling

**ALL-TIME SERIES**

Seattle leads the all-time regular season series over the Buccaneers 8-4, but Tampa Bay has won three of the last four meetings. In the teams' most recent meeting, Seattle overcame a 21-0 deficit to earn a 27-24 overtime victory. The Buccaneers and Seahawks both began play in 1976 but have only met 12 times in their history. The Seahawks won the first four meetings until 1999, when QB Shaun King came off the bench to replace an injured QB Trent Dilfer and led Tampa Bay to a 16-3 win at Seattle (11/28/99). Seattle won three straight contests (10-6 in Tampa in 2004; 23-7 in Tampa in 2006; 20-6 in Seattle in 2007), before Tampa Bay won the next three (20-10 in Tampa in 2008; 24-7 in Seattle in 2009; 38-15 in Tampa in 2010).

**REGULAR SEASON SERIES BY THE NUMBERS**

Overall Regular Season Series .....	Seattle leads 8-4
Home Record vs. Seattle Seahawks .....	2-4
Road Record vs. Seattle Seahawks .....	2-4
Current Streak .....	Seahawks, one game (2013)
Buccaneers Longest Streak.....	Three games (2008-10)
Seahawks Longest Streak.....	Four games, (1976-96)
Regular Season Point Total.....	Buccaneers 208 - Seahawks 197
Most Points, Buccaneers .....	38, Buccaneers 38-15 (2010)
Most Points, Seahawks .....	30, Seahawks 30-23 (1977)
Most Points, both teams .....	53, twice, last Buccaneers 38-15 (2010)
Fewest Points, Buccaneers .....	6, twice, last Seahawks 20-6 (2007)
Fewest Points, Seahawks.....	3, Buccaneers 16-3 (1999)
Fewest Points, both teams.....	16, Seahawks 10-6 (2004)
Largest Win, Buccaneers.....	23 points, Buccaneers 38-15 (2010)
Largest Win, Seahawks .....	16 points, Seahawks 23-7 (2006)

**BUCCANEERS PR TWITTER AND MEDIA SITE**

The Tampa Bay Buccaneers Public Relations staff is on Twitter: **@BuccaneersPR**, the department's official Twitter account, which provides media members with the latest updates on schedules and transactions, as well as notes and facts about the team and its activities.

For all of the team's publicity material, visit [media.buccaneers.com](http://media.buccaneers.com). There, users will find updated statistics, game notes, bios, rosters, the 2015 Buccaneers Media Guide and more, plus the latest releases from the team.

**Nelson Luis**  
 Senior Director of Communications  
 nluis@buccaneers.nfl.com

**Michael Pehanich**  
 Sr. Public Relations Manager  
 mpehanich@buccaneers.nfl.com

**Allen Barrett**  
 Public Relations Manager  
 abarrett@buccaneers.nfl.com

**Chris King**  
 Public Relations Coordinator  
 cking@buccaneers.nfl.com

**Brooke Skelley**  
 Public Relations Assistant  
 bskelley@buccaneers.nfl.com

## STATISTICAL COMPARISON

A look at how the teams match up in the 2016 season rankings:

Category	Tampa Bay	Seattle
Total Offense	11th (366.0 ypg)	16th (351.6 ypg)
Rushing Offense	16th (106.0 ypg)	28th (85.1 ypg)
Passing Offense	13th (260.0 ypg)	8th (266.5 ypg)
Total Defense	26th (381.7 ypg)	9th (335.4 ypg)
Rushing Defense	25th (114.7 ypg)	11th (98.4 ypg)
Passing Defense	25th (267.0 ypg)	10th (237.0 ypg)
Points Scored	16th (23.5 ppg)	20th (21.9 ppg)
Points Allowed	24th (25.9 ppg)	1st (17.3 ppg)
Sacks	t16th (21.0)	t1st (31.0)
Sacks Allowed	t17th (23.0)	t9th (20.0)
Turnover Margin	t15th (+1)	5th (+6)

Team Leaders	Tampa Bay	Seattle
Rushing Yards	Jacquizz Rodgers (393)	Christine Michael (469)
Rushing Touchdowns	Five tied with 1	Christine Michael (6)
Passer Rating	Jameis Winston (88.5)	Russell Wilson (99.3 - 9th, NFL)
Passing Yards	Jameis Winston (2,680)	Russell Wilson (2,714 - 10th, NFL)
Passing Touchdowns	Jameis Winston (20 - t5th, NFL)	Russell Wilson (11)
Receptions	Mike Evans (65 - 5th, NFL)	Doug Baldwin (54)
Receiving Yards	Mike Evans (916 - 3rd, NFL)	Doug Baldwin (733)
Receiving Touchdowns	Mike Evans (8 - 2nd, NFL)	Doug Baldwin (5)
Tackles	Kwon Alexander (84)	Bobby Wagner (108 - 1st, NFL)
Sacks	Gerald McCoy (4.5 - t4th, DTs)	Cliff Avril (10.0 - t1st, NFL)
Interceptions	C. Conte, B. Grimes (2)	Richard Sherman (4 - t4th, NFL)

## WEEKLY MEDIA SCHEDULE

### WEDNESDAY, NOVEMBER 23

12:30 p.m. - DC Mike Smith Media Availability  
 12:40 p.m. - Open Locker Room  
 12:45 p.m. - QB Jameis Winston Media Availability  
 1:25 p.m. - Practice (Open first 30 minutes)  
 1:30 p.m. - SEA HC Pete Carroll Conference Call  
 3:20 p.m. - SEA QB Russell Wilson Conference Call  
 3:35 p.m. - HC Dirk Koetter Media Availability

### THURSDAY, NOVEMBER 24

10:30 a.m. - Practice (Open first 30 minutes)  
 12:35 p.m. - HC Dirk Koetter Media Availability  
 immediately followed by Player Availability (On-field)

### FRIDAY, NOVEMBER 25

10:20 a.m. - Practice (Open first 30 minutes)  
 11:40 a.m. - OC Todd Monken Media Availability  
 & Player Availability Immediately followed by HC  
 Dirk Koetter Media Availability (On-field)

### SATURDAY, NOVEMBER 26

**No Media Availability**

### SUNDAY, NOVEMBER 27

1:00 p.m. - Tampa Bay Buccaneers vs. Seattle  
 Seahawks at Raymond James Stadium

**- ALL TIMES EASTERN -**

## LAST GAME

- The Buccaneers scored their first points of the game on a 31-yard field goal from K **Roberto Aguayo**, finishing off a nine-play, 62-yard drive that lasted 4:28.

- Aguayo added another field goal in the second quarter, connecting on a 22-yard attempt, ending a 10-play, 63-yard drive that took 4:20.

- Aguayo added his third field goal of the first half just before halftime, making a 41-yarder that concluded a nine-play, 52-yard drive that lasted 1:06. His three first half field goals are the most for the Buccaneers since Connor Barth in 2015 (3-for-4 vs. NYG, 11/8/15). Aguayo is the first Buccaneers kicker to make three field goals in the first half without a miss since Barth in 2011 (4-for-4 against CAR, 12/4/11).

- On Tampa Bay's first drive of the third quarter the team drove 56 yards in 12 plays, taking up 5:00. The drive finished with Aguayo's fourth made field goal of the afternoon, a 36-yarder.

- Aguayo's four made field goals in today's game are a career high and are the most by a Buccaneers kicker without a miss since 2011 (Barth against CAR, 12/4/11).

- The Buccaneers recorded their first takeaway of the game in the fourth quarter, with S **Chris Conte** intercepting Chiefs QB **Alex Smith** in the end zone, returning the interception 55 yards, to the 50-yard line. The interception was the second of the season for Conte and the 13th of his career. His 55-yard return was the longest by a Buccaneers player since 2013 (LB Mason Foster, vs. NO, 9/15/13).

- On the ensuing possession, the Buccaneers drove 52 yards in nine plays, taking up 5:42. The drive culminated in a three-yard passing touchdown from QB **Jameis Winston** to TE Alan Cross. It was the first touchdown of Cross's career.

- Winston now has 20 touchdown passes this season, tied for the eighth-most in a single season in team history.

### MOST TOUCHDOWN PASSES - SINGLE SEASON (Team History)

Rank	Player	TDs
1.	Josh Freeman, 2012	27
2.	Brad Johnson, 2003	26
3.	Josh Freeman, 2010	25
4.	Brad Johnson, 2002	22
4.	Jameis Winston, 2015	22
6.	Trent Dilfer, 1998	21
6.	Trent Dilfer, 1997	21
8.	Brian Griese, 2004	20
8.	Vinny Testaverde, 1989	20
8.	Doug Williams, 1980	20
8.	<b>Jameis Winston, 2016</b>	<b>20</b>

- Winston finished the game with 331 passing yards, his second consecutive game with at least 300 yards passing. He is the first Buccaneers quarterback to post consecutive games with at least 300 yards passing since 2012 (Josh Freeman, two games: 10/14/12 vs. KC-10/21/12 vs. NO). Winston now has three 300-yard games this season and five in his career.

- With today's totals, Winston now has 42 career passing touchdowns and 6,722 career passing yards. His 42 touchdowns are tied for the eighth-most by a player in his first two seasons, while his 6,722 passing yards stand as the 10th-most.

### MOST TOUCHDOWN PASSES BY A PLAYER IN HIS FIRST TWO SEASONS

Rank	Player	No.
1.	Dan Marino (MIA, 1983-84)	68
2.	Derek Carr (OAK, 2014-15)	53
3.	Peyton Manning (IND, 1998-99)	52
3.	Russell Wilson (SEA, 2012-13)	52
5.	Andy Dalton (CIN, 2011-12)	47
6.	Blake Bortles (JAC, 2014-15)	46
6.	Andrew Luck (IND, 2012-13)	46
8.	<b>Jameis Winston (TB, 2015-16)</b>	<b>42</b>
8.	Otto Graham (CLE, 1946-47)	42
8.	Marcus Mariota (TEN, 2015-16)	42
10.	Drew Bledsoe (NE, 1993-94)	40
10.	Cam Newton (CAR, 2011-12)	40
10.	Fran Tarkenton (MIN, 1961-62)	40

### MOST PASSING YARDS BY A PLAYER IN HIS FIRST TWO SEASONS

Rank	Player	Yards
1.	Andrew Luck (IND, 2012-13)	8,196
2.	Cam Newton (CAR, 2011-12)	7,920
3.	Peyton Manning (IND, 1998-99)	7,874
4.	Blake Bortles (JAC, 2014-15)	7,336
5.	Dan Marino (MIA, 1983-84)	7,294
6.	Derek Carr (OAK, 2014-15)	7,257
7.	Ryan Tannehill (MIA, 2012-13)	7,207
8.	Andy Dalton (CIN, 2011-12)	7,067
9.	Drew Bledsoe (NE, 1993-94)	7,049
10.	<b>Jameis Winston (TB, 2015-16)</b>	<b>6,722</b>

- WR **Mike Evans** finished the game with six catches for 105 yards, his third 100-yard game this season and the 11th of his career. Evans' 11 100-yard games are tied for the fifth-most in team history. Evans' 916 receiving yards this season are the most through 10 games in team history.

- CB **Brent Grimes** recorded his first forced fumble of the season and the third of his career on the Chiefs' opening drive. The fumble was recovered by Kansas City.

- On the final play of the game, LB **Lavonte David** forced a fumble that was recovered by DT **Gerald McCoy**. David now has three forced fumbles on the season and 10 in his career. McCoy now has two fumble recoveries this season and four in his career.

- OL **Ben Gottschalk** made his first career start in the game.

## NEW & NOTABLE

### EVANS EXCELLING

Since entering the league in 2014, Mike Evans has established himself as one of the top receivers in the NFL and this season has further cemented that claim.

Over the past three seasons, he has the ninth-most receiving yards in the NFL and the sixth-most touchdown receptions.

### 2014-16 NFL LEADERS IN RECEIVING YARDS

Rank	Player (Current Team)	Rec.	Yards
1.	WR Julio Jones (ATL)	301	4,569
2.	WR Antonio Brown (PIT)	342	4,439
3.	WR Demaryius Thomas (DEN)	271	3,601
4.	WR Odell Beckham Jr. (NYG)	246	3,574
5.	WR T.Y. Hilton (IND)	208	3,357
6.	WR A.J. Green (CIN)	221	3,302
7.	WR DeAndre Hopkins (HOU)	237	3,271
8.	WR Emmanuel Sanders (DEN)	231	3,207
<b>9.</b>	<b>WR Mike Evans (TB)</b>	<b>207</b>	<b>3,173</b>
10.	TE Greg Olsen (CAR)	215	2,857

### 2014-16 NFL LEADERS IN RECEIVING TOUCHDOWNS

Rank	Player (Team)	Rec. TD
1.	WR Odell Beckham (NYG)	31
2.	WR Antonio Brown (PIT)	30
3.	TE Rob Gronkowski (NE)	26
4.	WR Dez Bryant (DAL)	24
4.	WR Brandon Marshall (NYJ)	24
<b>6.</b>	<b>WR Mike Evans (TB)</b>	<b>23</b>
7.	Five tied with seven	

This season, Evans ranks in the top five in the NFL in receptions per game, receiving yards per game and receiving touchdowns.

### 2016 NFL RECEPTION LEADERS

Rank	Player (Team)	Rec.
1.	WR Antonio Brown (PIT)	77
2.	WR Larry Fitzgerald (ARI)	74
3.	WR Stefon Diggs (MIN)	67
4.	WR A.J. Green (CIN)	66
<b>5.</b>	<b>WR Mike Evans (TB)</b>	<b>65</b>

### 2016 NFL RECEIVING YARDS LEADERS

Rank	Player (Team)	Rec. Yards
1.	WR Julio Jones (ATL)	1,105
2.	WR A.J. Green (CIN)	964
<b>3.</b>	<b>WR Mike Evans (TB)</b>	<b>916</b>
4.	WR Antonio Brown (PIT)	907
5.	WR T.Y. Hilton (IND)	888

### 2016 NFL RECEIVING TOUCHDOWN LEADERS

Rank	Player (Team)	Rec. TD
1.	WR Jordy Nelson (GB)	9
<b>2.</b>	<b>WR Mike Evans (TB)</b>	<b>8</b>
3.	WR Antonio Brown (PIT)	7
4.	WR Davante Adams (GB)	6
4.	WR Odell Beckham Jr. (NYG)	6
4.	WR Brandin Cooks (NO)	6
4.	WR Michael Crabtree (OAK)	6
4.	WR Jamison Crowder (WAS)	6
4.	WR Rishard Matthews (TEN)	6
4.	WR Allen Robinson (JAC)	6

### JAMEIS SINCE THE BYE

Since returning from Tampa Bay's Week 6 Bye, Jameis Winston has posted numbers that rank among the best in the NFL, with the fourth-most touchdowns in the league and ranking seventh in passer rating during that time.

### 2016 NFL PASSER RATING LEADERS (Since Week 7 - Min. 80 Att.)

Player	Att.	Cmp.	Yds	TD	INT	Rtg.
1. Tom Brady (NE)	131	88	1,133	10	1	116.4
2. Dak Prescott (DAL)	134	89	1,154	10	1	115.1
3. Marcus Mariota (TEN)	166	111	1,400	13	2	114.0
4. Kirk Cousins (WAS)	158	111	1,396	8	1	111.7
5. Matt Ryan (ATL)	136	93	1,172	9	2	110.9
6. Drew Brees (NO)	195	148	1,543	12	4	110.3
<b>7. Jameis Winston (TB)</b>	<b>171</b>	<b>107</b>	<b>1,353</b>	<b>11</b>	<b>2</b>	<b>103.8</b>
8. Derek Carr (OAK)	158	104	1,192	8	1	102.6
9. Aaron Rodgers (GB)	229	150	1,591	15	3	102.0
10. Russell Wilson (SEA)	165	109	1,380	6	1	101.6

On the season, Winston has thrown for 20 touchdowns, the fifth-most in the league.

### 2016 NFL PASSING TOUCHDOWN LEADERS

Rank	Player (Team)	Pass TD
1.	Drew Brees (NO)	26
2.	Aaron Rodgers (GB)	25
3.	Matt Ryan (ATL)	24
4.	Marcus Mariota (TEN)	23
<b>5.</b>	<b>Jameis Winston (TB)</b>	<b>20</b>
5.	Derek Carr (OAK)	20
5.	Philip Rivers (SD)	20
5.	Ben Roethlisberger (PIT)	20
8.	Andrew Luck (IND)	19
9.	Blake Bortles (JAC)	18
9.	Matthew Stafford (DET)	18

## NEW & NOTABLE

### TAKE THE BALL AWAY

Since the start of Week 5, Tampa Bay has seen a marked improvement on the defensive side of the ball, leading the league in takeaways during that span, including the most fumble recoveries in that time.

#### 2016 NFL TAKEAWAY LEADERS (Week 5-Pres.)

Rank	Team	INT	FR	Takeaways
1.	<b>Tampa Bay Buccaneers</b>	6	9	15
2.	Kansas City Chiefs	5	8	13
3.	Denver Broncos	5	7	12
4.	Baltimore Ravens	6	5	11
4.	Oakland Raiders	6	5	11
4.	San Diego Chargers	5	6	11

Part of Tampa Bay's success with turnovers has come from both forcing fumbles and recovering them. This season, the Buccaneers have forced 16 fumbles, tied for the sixth-most in the NFL. The team has recovered 10 of their opponents' fumbles, tied for the best mark in the league.

#### 2016 NFL FUMBLE RECOVERY LEADERS

Rank	Team	FF	FR
1.	<b>Tampa Bay Buccaneers</b>	16	10
1.	Denver Broncos	13	10
1.	Kansas City Chiefs	18	10
4.	New Orleans	14	9
5.	Arizona Cardinals	16	8
5.	Minnesota Vikings	14	8
5.	Oakland Raiders	18	8
5.	San Diego Chargers	14	8
5.	San Francisco 49ers	14	8

On the season, Tampa Bay is tied for the fifth-most takeaways, and they have made those takeaways count, with the fifth-most takeaway points in the NFL.

#### 2016 NFL TAKEAWAY POINTS SCORED

Rank	Team	TA	TA Points
1.	Denver Broncos	20	93
2.	Kansas City Chiefs	23	72
3.	Arizona Cardinals	17	68
4.	San Francisco 49ers	15	65
5.	<b>Tampa Bay Buccaneers</b>	17	64

### GOAL AND GOOD TO GO

Part of the Buccaneers success on both sides of the ball this season has come from their ability to score when they have the ball near the goal line and stop the opponent in the same situation.

Tampa Bay's offense is tied for the second-best goal-to-go touchdown efficiency in the NFL, while the team's defense is allowing the seventh-lowest mark in the league.

#### 2016 NFL GOAL-TO-GO SCORING

Rank	Team	G-to-G Drives	G-to-G TD	Pct.
1.	Indianapolis Colts	18	16	88.9
2.	<b>Tampa Bay Buccaneers</b>	14	12	85.7
2.	Pittsburgh Steelers	14	12	85.7
4.	New Orleans Saints	25	21	84.0
5.	Philadelphia Eagles	17	14	82.4

#### 2016 NFL OPPONENT GOAL-TO-GO SCORING

Rank	Team	G-to-G Drives	G-to-G TD	Pct.
1.	New England Patriots	16	9	56.3
1.	New York Giants	16	9	56.3
3.	Seattle Seahawks	19	11	57.9
4.	Chicago Bears	23	14	60.9
5.	New York Jets	18	11	61.1
6.	Pittsburgh Steelers	13	8	61.5
7.	<b>Tampa Bay Buccaneers</b>	24	15	62.5
8.	Indianapolis Colts	19	12	63.2
9.	Arizona Cardinals	11	7	63.6
9.	New Orleans Saints	22	14	63.6

The Buccaneers also have three goal-to-go takeaways, the second-highest mark in the NFL. They are one of only four teams in the league to have more than one goal-to-go takeaways. The Buccaneers have also posted zero turnovers in goal-to-go situations.

#### 2016 NFL GOAL-TO-GO TAKEAWAY LEADERS (2 or More)

Rank	Team	INT	FR	Takeaways
1.	Kansas City Chiefs	3	1	4
2.	<b>Tampa Bay Buccaneers*</b>	2	1	3
4.	Dallas Cowboys	1	1	2
4.	Philadelphia Eagles*	2	0	2

\*Has not posted a goal-to-go **TURNOVER**

## NEW & NOTABLE

### OFFENSE HEATING UP

The Buccaneers defense hasn't been the only unit that has seen top-notch performance following the team's bye. Since the start of Week 7, Tampa Bay has averaged 28.2 points per game, the seventh-highest mark in the NFL during that span, while the team's 396.2 yards per game are the seventh-most in the league during that time.

### 2016 NFL SCORING LEADERS (Since Week 7)

Rank	Team	GP	Pts.	PPG
1.	Tennessee Titans	5	161	32.2
2.	Dallas Cowboys	4	126	31.5
3.	New England Patriots	4	122	30.5
4.	Atlanta Falcons	4	121	30.3
5.	Oakland Raiders	4	120	30.0
6.	San Diego Chargers	4	119	29.8
<b>7.</b>	<b>Tampa Bay Buccaneers</b>	<b>5</b>	<b>141</b>	<b>28.2</b>
8.	Washington Redskins	4	112	28.0
9.	Green Bay Packers	5	133	26.6
10.	New Orleans Saints	5	130	26.0

### 2016 NFL NET YARDAGE LEADERS (Since Week 7)

Rank	Team	GP	Yds.	Yds/Gm.
1.	Washington Redskins	4	1,862	465.5
2.	New Orleans Saints	5	2,153	430.6
3.	Dallas Cowboys	4	1,722	430.5
4.	Oakland Raiders	4	1,692	423.0
5.	San Diego Chargers	4	1,650	412.5
6.	Tennessee Titans	5	2,015	403.0
<b>7.</b>	<b>Tampa Bay Buccaneers</b>	<b>5</b>	<b>1,981</b>	<b>396.2</b>
8.	Green Bay Packers	5	1,968	393.6
9.	New England Patriots	4	1,548	387.0
10.	Cincinnati Bengals	4	1,538	384.5

### THIRD DOWN SUCCESS

This season, Tampa Bay has been one of the best in the league on third downs, both offensively and defensively. The Buccaneers defense currently has the fifth-lowest opponent third-down conversion rate in the league, while the team's offense is seventh in the NFL in third-down conversions

### 2016 NFL OPPONENT THIRD-DOWN CONVERSION RATES

Rank	Team	Att	Conv.	Pct.
1.	Miami Dolphins	130	41	31.5
2.	Baltimore Ravens	136	46	33.8
3.	Philadelphia Eagles	125	44	35.2
4.	Oakland Raiders	124	44	35.5
<b>5.</b>	<b>Tampa Bay Buccaneers</b>	<b>123</b>	<b>44</b>	<b>35.8</b>

### 2016 NFL THIRD-DOWN CONVERSION RATES

Rank	Team	Att	Conv.	Pct.
1.	New Orleans Saints	139	70	50.4
2.	New England Patriots	134	65	48.5
3.	Dallas Cowboys	124	60	48.4
4.	Washington Redskins	129	61	47.3
5.	Tennessee Titans	147	69	46.9
6.	Green Bay Packers	137	64	46.7
<b>7.</b>	<b>Tampa Bay Buccaneers</b>	<b>141</b>	<b>64</b>	<b>45.4</b>
8.	San Diego Chargers	128	56	43.8
9.	Detroit Lions	119	51	42.9
10.	Arizona Cardinals	141	59	41.8

## WHAT TO WATCH FOR

### **Team**

- Tampa Bay has recorded at least one takeaway in six consecutive contests. With a takeaway against Seattle, the team would have seven straight games with a takeaway.
- Tampa Bay has recorded at least one fumble recovery in six consecutive contests. With a fumble recovery against Seattle, the team would have seven straight games with a fumble recovery, the longest streak since 2009-10 (eight games: 11/29/09 at ATL-9/19/10 at CAR) and the longest streak in a single season since 2007 (seven games: 11/18/07 at ATL-12/30/07 vs. CAR). Tampa Bay is currently tied with the Kansas City Chiefs for the longest active streak of games with a fumble recovery.
- Tampa Bay has recorded at least two takeaways in the past two games. With two or more takeaways against Seattle, it would mark the first time that the team has recorded two or more takeaways in three consecutive games since 2013 (four games: 11/17/13 vs. ATL-12/8/13 vs. BUF).
- Tampa Bay has recorded an interception in each of the past two games. With an interception against Seattle, it would mark the first time this season that the team has recorded an interception in three consecutive games (last did so in 2015).
- Tampa Bay has held each of the past two opponents under 20 points. If the team holds Seattle under 20 points, it will mark the first time since 2012-13 that the Buccaneers have held three consecutive opponents under 20 points (three games: 12/30/12 at ATL-9/15/13 vs. NO) and the first time in the same season since 2011 (three games: 9/18/11 at MIN-10/3/11 vs. IND).
- Tampa Bay totaled at least 350 total yards in each of the past three contests. With 350 or more yards against Seattle, it will mark only the third time in franchise history that the team has posted four or more consecutive games with 350 yards (also: 12/17/15 at STL-9/11/16 at ATL; 9/30/12 vs. WAS-11/4/12 at OAK).
- Tampa Bay totaled 442 yards at Kansas City. With 400 or more yards against Seattle, it will mark the first time the team has posted consecutive games with 400 or more yards since 2012 (franchise-record four straight games: 10/14/12 vs. KC-11/4/12 at OAK).

### **TE Cameron Brate**

- Brate has five receiving touchdowns this season. He needs one more to tie Jimmie Giles (six in 1981) for third-most, two more to tie Giles (seven in 1979) for second-most and three more to tie Giles (eight in 1985) for the most touchdown receptions by a tight end in a single season in team history.

### **LB Lavonte David**

- David has 14.0 career sacks, and needs 4.0 more to pass Chris Washington (17.5 from 1984-88) for the second-most and 13 more to pass Broderick Thomas (26.5 from 1989-93) for the most sacks by a linebacker in franchise history.
- David has nine career interceptions, and needs one more to pass Cecil Johnson (nine from 1977-85) and Richard Wood (nine from 1976-84) for third-most and tie Dave Lewis (10 from 1977-81) for second-most, and 17 more to pass Derrick Brooks (25 from 1995-2008) for the most interceptions by a linebacker in franchise history.

### **WR Mike Evans**

- Evans has 105 receiving yards at Kansas City. With 100 or more receiving yards against Seattle, he would have consecutive 100-yard receiving games for the first time this season and the third time in his career. He is the last Buccaneers receiver to do so (2015, two games: 11/8/15 vs. NYG-11/15/15 vs. DAL).
- Evans has eight touchdown receptions through the first 10 games. If he records a receiving touchdown against Seattle, he will set a team record for touchdown receptions through 11 games (currently tied with his own mark in 2014 and Bruce Hill in 1988.).
- Evans has 916 receiving yards this season and needs nine more to pass Bruce Hill (924 in 1988) for fourth-most, 44 more to pass Vincent Jackson (959 in 2012) for third-most, 61 more to pass Keyshawn Johnson (891 in 2001) for second-most and 75 more to pass Joey Galloway (1,000 in 2005) for the most receiving yards through the first 11 games of the season in team history.
- Evans has eight receiving touchdowns this season. He needs one more to tie Mark Carrier (nine in 1989), Bruce Hill (nine in 1988), Kevin House (nine in 1981) and Mike Williams (nine in 2012) for fourth-most, two more to tie Joey Galloway (10 in 2005) for third-most, three more to tie Mike Williams (11 in 2010) for second-most and four more to tie his own franchise record for the most touchdown receptions in a single season in team history.
- Evans has 916 receiving yards this season. He needs 259 more to pass Keenan McCardell (1,174 in 2003) for 10th-most, 366 more to pass Kevin House (1,176 in 1981) for ninth-most, 261 more to pass Michael Clayton (1,193 in 2004) for eighth-most, 291 more to pass his own mark from 2015 (1,206) for seventh-most, 309 more to pass Vincent Jackson (1,224 in 2013) for the sixth-most, 333 more to pass Antonio Bryant (1,248 in 2008) for fifth-most, 351 more to pass Keyshawn Johnson (1,266 in 2001) for fourth-most, 372 more to pass Joey Galloway (1,287 in 2005) for third-most, 469 more to pass Vincent Jackson (1,384 in 2012) for second-most and 506 more to pass Mark Carrier (1,422 in 1989) for the most receiving yards in a season in team history.
- Evans has surpassed 1,000 receiving yards in each of his first two seasons and, with 84 more receiving yards this season, will join Vincent Jackson (2012-14) and Joey Galloway (2005-07) as the only players in team history with three consecutive 1,000-yard receiving seasons. Galloway and Jackson are the only players in team history to total 1,000 or more receiving yards in three seasons, consecutive or otherwise.
- With 84 more receiving yards this season, Evans would join A.J. Green (2011-13), John Jefferson (1978-80) and Randy Moss (1998-2000) as the only players in NFL history to post 1,000 or more receiving yards in each of their first three seasons.
- Evans has 3,173 receiving yards in his first three seasons and needs 147 more to pass Sterling Sharpe (3,319 from 1988-90) for the 10th-most, 219 more to pass Issac Bruce (3,391 from 1994-96) for ninth-most, 230 more to pass Anquan Boldin (3,402 from 2003-05) for seventh-most and 259 more to pass John Jefferson (3,431 from 1978-80) for the sixth-most receiving yards in a players' first three seasons since the 1970 NFL/AFL merger.



**WR Mike Evans (cont.)**

- Evans has 23 receiving touchdowns in his first three seasons and needs three more this season to tie Issac Curtis (26 from 1973-75) for 10th-most, four more to tie Dez Bryant (27 from 2010-12) for the ninth-most, five more to tie Sammy White (28 from 1976-78) for seventh-most, six more to tie A.J. Green (29 from 2011-13) for seventh-most and seven more to tie Daryl Turner (30 from 1984-86) for the sixth most receiving touchdowns in a players' first three seasons since the 1970 NFL/AFL merger.
- Evans has 23 career receiving touchdowns and one more to pass Bruce Hill (23 from 1987-1991) for seventh-most and two more to pass Dave Moore (24 from 1992-2001, 2004-06) for sixth-most and three more to tie Mike Williams (25 from 2010-13) for fifth-most receiving touchdowns in franchise history.

**RB Doug Martin**

- Martin rushed for 1,402 yards in 2015 and, with 1,000 or more rushing yards this season, will join Errict Rhett (1994-95) and James Wilder (1984-85) as the only players in team history to record consecutive 1,000-yard rushing seasons.
- With 1,000 or more rushing yards this season, Martin will have three 1,000-yard rushing seasons, passing Warrick Dunn (2: 1998, 2000), Rhett (2: 1994, 1995) and Wilder (2: 1984, 1985) for the most such seasons in team history.
- Martin has 11 100-yard rushing games as a Buccaneer and needs one more to pass Warrick Dunn (11 from 1997-2001, 2008) for second-most and four more to pass James Wilder (14 from 1981-89) for the most 100-yard rushing games in franchise history.
- Martin has 3,924 yards rushing yards as a Buccaneer and needs 983 more to pass Warrick Dunn (4,969 from 1997-2001, 2008) for third-most, 1,069 more to pass Mike Alstott (5,088 from 1996-2006) for second-most and 1,970 more to pass James Wilder (5,957 from 1981-89) for the most rushing yards in team history.
- Martin has 21 rushing touchdowns as a Buccaneer and needs one more to pass Reggie Cobb (21 from 1990-93) for fourth-most and three more to tie Errict Rhett (24 from 1994-97) for the third-most rushing touchdowns in franchise history.
- Martin has 4,949 yards from scrimmage as a Buccaneer and needs 21 more to pass Kevin House (4,969 from 1980-86) for sixth-most, 70 more to pass Mark Carrier (5,018 from 1987-92) for fifth-most and 774 more to pass Michael Pittman (5,723 from 2002-07) for the fourth-most scrimmage yards in team history.

**DT Gerald McCoy**

- McCoy has five career multi-sack games and needs one more to tie David Logan (six from 1979-1986) for the fifth-most in franchise history and the third-most by a defensive tackle in team history.

**QB Jameis Winston**

- Winston has thrown at least one touchdown passes in each of the past six contests. With one or more passing touchdowns against Seattle, he will have seven consecutive games with at least one touchdown pass, tying the longest streak of his career.
- Winston has recorded a passer rating over 90 in each of the past three games. With a passer rating over 90 against Seattle, he will have four consecutive games with at least a passer rating over 90, the longest streak for Tampa Bay since 2012 (Josh Freeman, five games, 10/14/12 vs. KC-11/11/12 vs. SD).
- Winston has thrown for over 300 yards in each of the past two games. With 300 or more passing yards against Seattle, he will tie the franchise record for consecutive games with 300 or more passing yards (Vinny Testaverde, three games, 10/22/89 at WAS-11/5/89 vs. CLE).
- Winston has 20 touchdown passes through the first nine games of the season. He needs one touchdown pass against Seattle to tie Josh Freeman (21 in 2012) for the most touchdown passes through 11 games in team history.
- Winston has 2,680 passing yards through the first 10 games of the season. He needs 36 more to pass Josh Freeman (2,715 in 2011) for third-most, 82 more to pass Josh Freeman (2,761 in 2012) and 84 more to pass Brad Johnson (2,763 in 2003) for the most passing yards through 11 games in team history.
- Winston has 20 touchdown passes this season. He needs one more to tie Trent Dilfer (21 in 1997 & 1998) for sixth-most, two more to tie Brad Johnson (22 in 2002) and his own mark in 2015 (22) for the fourth-most, five more to tie Josh Freeman (25 in 2010) for third-most, six more to tie Brad Johnson (26 in 2003) for the second-most and seven more to tie Josh Freeman (27 in 2012) for the most passing touchdowns in a single season in franchise history.
- Winston has 42 touchdown passes through his first two seasons and needs four more to tie Blake Bortles (46 from 2014-15) and Andrew Luck (46 from 2012-13) for seventh-most, five more to tie Andy Dalton (47 from 2011-12) for fifth-most, 10 more to tie Peyton Manning (52 from 1998-99) and Russell Wilson (52 from 2012-13) for third-most, 11 more to tie Derek Carr (53 from 2014-15) for second-most and 26 more to tie Dan Marino (68 from 1983-84) for the most passing touchdowns by a player in their rookie and second seasons combined.
- Winston threw for 4,042 yards in 2015. With 4,000 or more passing yards in 2016, he will be the first player in franchise history to have consecutive seasons with at least 4,000 passing yards.
- Winston has 6,722 passing yards through his first two seasons. He needs 328 more to pass Drew Bledsoe (7,049 from 1993-94) for ninth-most, 346 more to pass Andy Dalton (7,067 from 2011-12) for eighth-most, 485 more to pass Ryan Tannehill (7,207 from 2012-13) for seventh-most, 535 more to pass Derek Carr (7,257 from 2014-15) for sixth-most, 573 more to pass Dan Marino (7,294 from 1983-84) for fifth-most, 615 more to pass Blake Bortles (7,336 from 2014-15) for fourth-most, 1,153 more to pass Peyton Manning (7,874 from 1998-99) for third-most, 1,198 more to pass Cam Newton (7,920 from 2011-12) for second-most and 1,474 more to pass Andrew Luck (8,196 from 2012-13) for the most passing yards by a player in their rookie and second seasons combined.

## HEAD TO HEAD

## LAST REGULAR SEASON MEETING

### Seattle leads 8-4 (Regular Season)

Season	Result	Site
1976	L, 13-10	Tampa
1977	L, 30-23	Seattle
1994	L, 22-21	Seattle
1996	L, 17-13	Tampa
1999	W, 16-3	Seattle
2004	L, 10-6	Tampa
2006	L, 23-7	Tampa
2007	L, 20-6	Seattle
2008	W, 20-10	Tampa
2009	W, 24-7	Seattle
2010	W, 38-15	Tampa
2013	L, 27-24 (OT)	Seattle

## AGAINST THE OPPOSITION

Below are highlights of how selected Buccaneers have performed during their careers against the Kansas City Chiefs.

**DE Robert Ayers:** In three career games against Seattle (two with Denver, including Super Bowl XLVIII, one with N.Y. Giants), has nine tackles and 1.5 sacks.

**LB Lavonte David:** Registered 11 tackles at Seattle (11/3/13).

**QB Mike Glennon:** Completed 17-of-23 passes (73.8 pct.) for 168 yards and two touchdowns with a passer rating of 123.1 (11/3/13).

**CB Brent Grimes:** As a member of the Atlanta Falcons, recorded five passes defensed and one interception at Seattle (12/19/10).

**RB Mike James:** Rushed 28 times for 158 yards (5.6 avg.) and threw one touchdown (11/3/13).

**LB Daryl Smith:** In three career games against Seattle (two with Jacksonville, one with Baltimore), has 19 tackles, one interception and one forced fumble.

**S Keith Tandy:** Registered his first career interception at Seattle (11/3/13).

### Tampa Bay 38, Kansas City 10 (October 14, 2012)

SEATTLE – Traveling to the West Coast to face one of the NFL's top teams in the Seattle Seahawks, the Tampa Bay Buccaneers turned in a hard-fought game, but succumbed 27-24 in overtime. The Buccaneers elected to defer after winning the game's opening coin toss, giving the Seahawks the ball for the game's opening drive. Seattle drove to the Tampa Bay 11 and looked to be in position to score, but quarterback Russell Wilson's pass was picked off by safety Mark Barron, ending the scoring threat and giving the Tampa Bay offense its first chance to take the field. However, Tampa Bay was unable to capitalize off the turnover and was forced to punt on the possession. Barron made another play on the following drive, stopping running back Robert Turbin on third-and-3 to force Seattle to punt. Aided by a 21-yard rush by rookie running back Mike James early in the drive, the Buccaneers made their way just across midfield, where a pass from Glennon to wide receiver Skye Dawson drew a defensive pass interference penalty, putting the ball at the Seattle 22. Tampa Bay put up the first points of the game three plays later, as Glennon found tight end Tim Wright for a 12-yard touchdown pass. After another Seattle punt, Tampa Bay scored a second time, driving to the Seattle 20, where wide receiver Tiquan Underwood nabbed a 20-yard touchdown pass from Glennon, bringing the Buccaneers to a 14-0 lead. On the ensuing kickoff, Seahawks returner Jermaine Kearse fumbled the ball, which was recovered by the Buccaneers. With the ball at the Seattle 36, Tampa Bay proceeded to bring their lead to 21-0 after moving deep into the red zone, where James completed a surprise two-yard jump-pass touchdown to tight end Tom Crabtree. Seattle managed to get on the board in the final moments of the first half, as Wilson found wide receiver Kearse for a 16-yard touchdown pass. With the ball to start the second half, Tampa Bay went up another three points following a 33-yard field goal by kicker Rian Lindell, making the score 24-7. The Seahawks answered by stringing together an 86-yard scoring drive, culminating with a 10-yard touchdown rush by Wilson. After a Tampa Bay punt, Seattle cut the lead by another three points, as kicker Steven Hauschka made a 36-yard field goal attempt. The Buccaneers were forced to punt on the next drive, and the Seahawks, with the ball, drove to the Tampa Bay three-yard line. However, defensive back Keith Tandy made a leaping interception, preventing the game-tying score and returning the ball to the Buccaneers. However, Seattle was successful in tying the game on its next drive, scoring just under the two-minute warning on a 10-yard touchdown pass from Wilson to wide receiver Doug Baldwin. Forced into overtime, Tampa Bay won the coin toss, but was forced to punt following a sack on third-and-7. The Seahawks were then able to engineer a drive deep into Tampa Bay territory, where Hauschka hit his 27-yard field goal attempt and delivered a loss to the Buccaneers.

## REGULAR SEASON HIGHLIGHTS

Seahawks score 13 points in the second quarter en route to a 13-10 win (10/17/76) in a battle of first-year clubs... QB **Steve Spurrier** drives Bucs to Seahawks 18 with 42 seconds left, but K **Dave Green's** 35-yard FG attempt is blocked by Seattle S **Dave Brown**... Seahawks RB **Sherman Smith** hauls in a 44-yard TD pass from QB **Steve Myer**, lifting Seattle to a 30-23 win at the Kingdome (10/16/77)... Seahawks intercept QB **Gary Huff** four times... WR **Morris Owens** catches nine passes for 166 yards and one TD... Rookie RB **Mack Strong** scores on a seven-yard run with 42 seconds left, capping a wild, 22-21 Seahawks win at the Kingdome (11/20/94)... Seattle, thanks to five-yard illegal contact penalty, converts 4th and 12 from Bucs 36 on game-winning drive... Seahawks S **Eugene Robinson** seals the win with an interception at the Bucs 45 on the game's final play... RB **Errict Rhett** carries 24 times for 111 yards, while Seahawks RB **Chris Warren** racks up 116 yards on just 16 carries... S **John Lynch** had a 40-yard run on a fake punt vs. Seattle (9/22/96)... In the same game, LB **Hardy Nickerson** picked off a QB **Rick Mirer** pass... K **Martin Gramatica** kicked three field goals at Seattle (11/28/99) in the Bucs 16-3 win... QB **Shaun King** entered the game early in the second half in place of injured starter QB **Trent Dilfer** and led the team to victory... King would finish the year as the starting quarterback and eventually lead

the team to an appearance in the NFC Championship Game... DT **Anthony McFarland** records two sacks vs. Seattle (9/19/04)... WR **Joey Galloway** reached the 1,000-yards receiving plateau for the second straight season after catching eight balls for 118 yards in a 23-7 defeat (12/31/06)... Tampa Bay outgained Seattle 402 to 176 and the Buccaneers defense limited Seattle to just 44 yards and one first down in the first half in a 20-10 win at home on Sunday Night Football (10/19/08)... The Buccaneers defense intercepted Seattle QB **Matt Hasselbeck** four times and Tampa Bay QB **Josh Freeman** threw for 205 yards and two touchdowns as the Buccaneers defeated the Seahawks 24-7 in Seattle. Tampa Bay's **Elbert Mack** recorded two of the four interceptions and RB **Carnell Williams** had a 22-yard receiving touchdown in the third quarter to give Tampa Bay the lead for good as the Buccaneers racked up 24-unanswered points... The Buccaneers defense recorded 7.0 sacks and four interceptions in a 24-7 win at Seattle (12/20/09)... QB **Josh Freeman** threw a career-high five touchdown passes, completing 21-of-26 passes for 237 yards, in a 38-15 home win (12/26/10)... Tampa Bay scored the first 21 points of the game, but Seattle managed to come back and earn a 27-24 overtime victory (11/3/13)... RB **Mike James** rushed for a career-high 158 yards and threw a touchdown pass.

## LAST GAME RECAP

KANSAS CITY – In Week 11, the Tampa Bay Buccaneers traveled to face the Kansas City Chiefs where consistency from kicker Roberto Aguayo and an interception by safety Chris Conte in the end zone during the fourth quarter highlighted the 19-17 victory for the Buccaneers. After the Buccaneers won the toss and elected to defer, the Chiefs opened the game with a 14-play, 74-yard drive that resulted in a 22-yard field goal by kicker Cairo Santos. On Tampa Bay's first drive of the game, the Buccaneers moved the ball down the field, but a fumble by quarterback Jameis Winston at the Kansas City 21 was recovered by the Chiefs. Fortunately for the Buccaneers, Kansas City was unable to capitalize off the turnover and were forced to punt. The Buccaneers' first possession of the second quarter ended in a 31-yard field goal by Aguayo followed by yet another field goal on their next drive after forcing the Chiefs to punt, bringing the lead to 6-3 for the Buccaneers. On Kansas City's following possession, the offense responded with a 6-play, 80-yard drive resulting in an 11-yard touchdown run by quarterback Alex Smith. The Buccaneers responded with a 41-yard field goal on the next drive bringing them with one at

10-9 at the half. On the first drive of the second half, the Buccaneers took the lead with a 36-yard field goal by Aguayo bringing the score to 12-10. The teams exchanged punts before the Buccaneers recorded their first takeaway of the game with Conte intercepting the ball in the end zone during the fourth quarter, returning the interception 53 yards. On the ensuing drive, the Buccaneers traveled 52 yards in nine plays, taking up 5:42. The drive culminated in a three-yard passing touchdown from Winston to tight end Alan Cross for his first NFL touchdown to widen the margin to 19-10. The Chiefs responded with a 12-play, 78-yard drive, culminating with a three-yard touchdown pass from Smith to wide receiver Albert Wilson, bringing the score to 19-17. The Buccaneers were forced to punt on their next possession forcing them to hold back the Chiefs' offense with eight seconds left in the game. On the final play of the game, linebacker Lavonte David forced a fumble that was recovered by defensive tackle Gerald McCoy securing the victory for the Buccaneers with a final score of 19-17, bringing their record to 5-5.

**REGULAR SEASON SUPERLATIVES VS. SEATTLE**

**INDIVIDUAL SINGLE-GAME HIGHS VS. SEATTLE**

**RUSHING YARDS**

Yards	Player	Game
164	L. Blount	vs. 12/26/10
158	M. James	@ 11/3/13
111	E. Rhett	@ 11/20/94
83	A. Davis	@ 10/16/77
75	C. Garner	vs. 9/19/04

**RUSHING TOUCHDOWNS**

Number	Player	Game
1	3 times, last E. Graham	vs. 10/19/08

**PASSING YARDS**

Yards	Player	Game
310	J. Garcia	vs. 10/19/08
237	J. Freeman	vs. 12/26/10
217	G. Huff	@ 10/16/77
212	C. Erickson	@ 11/20/94
205	J. Freeman	@ 12/20/09

**PASSING TOUCHDOWNS**

Number	Player	Game
5	J. Freeman	vs. 12/26/10
2	3 times, last M. Glennon	@ 11/3/13
1	5 times, last J. Garcia	vs. 10/19/08

**RECEPTIONS**

Number	Player	Game
9	M. Owens	@ 10/16/77
8	J. Galloway	vs. 12/31/06
7	2 times, last K. Winslow	vs. 12/26/10
6	6 times, last K. Winslow	@ 12/20/09
5	3 times, last J. Galloway	@ 9/9/07

**RECEIVING YARDS**

Yards	Player	Game
166	M. Owens	@ 10/16/77
118	J. Galloway	vs. 12/31/06
115	A. Bryant	vs. 10/19/08
98	K. Winslow	vs. 12/26/10
93	K. Winslow	@ 12/20/09

**RECEIVING TOUCHDOWNS**

Number	Player	Game
2	2 times, last K. Winslow	vs. 12/26/10
1	11 times, last T. Wright	@ 11/3/13

**TEAM SINGLE-GAME HIGHS VS. SEATTLE**

**FIRST DOWNS**

Number	Game
24	@ 11/3/13
23	@ 11/20/94
22	3 times, last vs. 12/26/10
18	vs. 10/17/76
17	vs. 9/19/04

**TOTAL NET YARDS**

Yards	Game
439	vs. 12/26/10
402	vs. 10/19/08
384	@ 10/16/77
350	@ 11/3/13
339	@ 12/20/09

**NET YARDS RUSHING**

Yards	Game
208	vs. 12/26/10
198	@ 11/3/13
167	@ 10/16/77
145	vs. 10/17/76
134	@ 12/20/09

**NET YARDS PASSING**

Yards	Game
305	vs. 10/19/08
231	vs. 12/26/10
217	@ 10/16/77
212	@ 11/20/94
205	@ 12/20/09

**RUSHING TOUCHDOWNS**

Number	Game
1	3 times, last vs. 10/19/08

**PASSING TOUCHDOWNS**

Number	Game
5	vs. 12/26/10
3	@ 11/3/13
2	2 times, last @ 12/20/09
1	5 times, last vs. 10/19/08

**FORMER BUCCANEERS**

- Seahawks DE **Michael Bennett** was claimed off waivers from the Seahawks by the Buccaneers on October 12, 2009 and played for the Bucs for four seasons (2009-12).
- Seahawks S **Kelcie McCray** played for the Buccaneers during the 2013 season before being traded to Kansas City on August 21, 2014.
- Seahawks DT **Tony McDaniel** played for the Buccaneers during the 2015 season.
- Seahawks T **Bradley Sowell** spent the 2012 offseason with the Buccaneers.

**FORMER SEAHAWKS**

- Buccaneers DT **Clinton McDonald** played for Seattle from 2011-2013 before being signed by Tampa Bay on March 12, 2014, as an unrestricted free agent from Seattle.
- Buccaneers DT **Sealver Siliga** played four games for Seattle this season and spent time with the team in 2013.
- Buccaneers G **J.R. Sweezy** originally entered the NFL as a seventh-round pick of Seattle in the 2012 Draft and was signed by Tampa Bay on March 10, 2016 as an unrestricted free agent from Seattle.
- Buccaneers Tight Ends Coach **Jon Embree** played for Seattle in 1989 before suffering a career-ending elbow injury.

**COACHING CONNECTIONS**

- Buccaneers Defensive Coordinator **Mike Smith** held the same role with the Jacksonville Jaguars, while Seahawks Quarterbacks Coach **Carl Smith** worked as the team's offensive coordinator (2005-06). Buccaneers Linebackers Coach **Mark Duffner** held the same role during that time.
- Seahawks Assistant Coach **Nick Sorensen** played for Jacksonville from 2003-06, while Smith and Duffner were on staff. He was teammates with Buccaneers Assistant Defensive Line Coach **Paul Spicer**.
- Buccaneers Offensive Line Coach/Run Game Coordinator **George Warhop** served as the offensive line coach with the Cleveland Browns from 2009-13, while Seattle Seahawks Assistant Defensive Line Coach **Dwain Board** served as the team's defensive line coach (2011-2012).

**WASHINGTON TIES**

- Buccaneers College Scout **Donovan Cotton** worked as a player personnel scouting intern for the Seattle Seahawks in 2013.
- Buccaneers College Scout **Tony Kinkela** received his bachelor's degree in sport management in 2004 and his master's degree in education administration in 2011 from Washington State. He served as a student assistant for the football team at Washington State while he was a student there from 2001-2004. He served as the assistant director of football operations as well as the assistant to the recruiting coordinator at Washington State during the 2004 and 2005 campaigns. A native of Graham, Washington, Kinkela now resides with his family in Bonney Lake, Washington.

**STAFF CONNECTIONS**

- Buccaneers General Manager **Jason Licht** served as a scout for the New England Patriots in 1999 while Seahawks Head Coach **Pete Carroll** worked in the same role for the team.

**FLORIDA TIES**

- Seahawks DE **Cliff Avril** was born in Jacksonville and attended Clay High School in Green Cove Springs.
- Seahawks WR **Doug Baldwin** grew up in Gulf Breeze and attended Gulf Breeze High School.
- Seahawks RB **Alex Collins** was born in Fort Lauderdale and attended South Plantation High School.
- Seahawks TE **Jimmy Graham** played collegiately at the University of Miami.
- Seahawks CB **Kelcie McCray** played for the Miami Dolphins from 2012-2013.
- Seahawks DT **Ahtyba Rubin** was born in Pensacola, Florida and attended Escambia High School.
- Seahawks Linebacker Coach **Michael Barrow** held the same role for the University of Miami from 2007-2013 as well as serving as the assistant head coach for Homestead High School in Homestead, Florida in 2006.
- Seahawks Assistant Offensive Line Coach **Brennan Carroll** worked as the tight ends/recruiting coordinator for the University of Miami from 2011-2012 and the wide receivers/recruiting coordinator for the University of Miami from 2013-2014.
- Seahawks Assistant Quarterbacks Coach **Will Harriger** worked as the coaching intern/defense coach for the University of Florida from 2012-2013.
- Seahawks Defensive Line Coach **Travis Jones** worked as the assistant defensive line coach for the Miami Dolphins in 2005 and served as the defensive ends/outside linebackers coach for the Miami Dolphins from 2006-2007.
- Seahawks Assistant Offensive Line Coach **Pat Ruel** worked as a graduate assistant at the University of Miami in 1973 and then as the offensive line coach at the University of Miami from 1974-1976.

**FORMER COLLEGE TEAMMATES**

- Buccaneers OL **Caleb Benenoch** was teammates with Seattle DE/LB Cassius Marsh at UCLA.
- Buccaneers WR **Mike Evans** was teammates with Seattle FS **Steven Terrel**, G/T **Germain Ifedi** and DE **Damontre Moore** at Texas A&M.
- Buccaneers QB **Mike Glennon** and Seahawks QB **Russell Wilson** were teammates at North Carolina State.
- Buccaneers T **Donovan Smith** was teammates with Seattle T **Garry Gilliam** at Penn State.

**FORMER NFL TEAMMATES**

- Buccaneers DE **Robert Ayers Jr.** and Seahawks DE **Damontre Moore** were teammates with the New York Giants in 2014 and part of 2015.
- Buccaneers T **Gosder Cherilus** and Seahawks DE **Cliff Avril** were each drafted by the Detroit Lions in the 2008 NFL Draft and played together in Detroit from 2008-12.
- Buccaneers QB **Ryan Griffin** and Seahawks TE **Jimmy Graham** were teammates on the New Orleans Saints in 2014, when Griffin was on the team's practice squad.
- Buccaneers S **Chris Conte** and Seahawks T **J'Marcus Webb** were teammates with the Chicago Bears. Webb and Buccaneers CB Josh Robinson were teammates on the Minnesota Vikings.



Dirk Koetter was named the 11th head coach in franchise history on January 15, 2016. He is in his second season with the team, after serving as offensive coordinator in 2015.

In his first season with Tampa Bay (2015), Koetter helped pilot one of the most successful offenses in the NFL and one of the best in team history. The team set the franchise record for total yards (6,014 – 357.0 per game), while posting the second-most rushing yards

(2,162 – 135.1 per game) and second-most passing yards (3,852 – 240.8 per game), along with the fifth-most total points (342 – 21.4 per game). Tampa Bay ranked fifth in the NFL in yards per game (375.9), fifth in rushing yards per game (135.1) and second in the league in rush average (4.75). It marked the first time in franchise history that the Buccaneers have finished in the Top five in total offense.

Much of Tampa Bay's offensive success in 2015 came at the hands of rookie quarterback Jameis Winston, who accounted for 28 total touchdowns (22 passing, six rushing). Koetter also helped guide Winston to 4,042 passing yards, which were the second-most in a single season in team history and the third-most by a rookie in NFL history. Winston's 22 passing touchdowns were tied for the fourth-most in a single season in team history and the fourth-most by a rookie in NFL history. His six rushing touchdowns and 28 combined touchdowns were the most in a single season by a Buccaneers quarterback, while his 28 total touchdowns were tied for the third-most by a rookie in NFL history.

Prior to Koetter's arrival, the Buccaneers ranked 29th in rushing and tied for 29th in sacks allowed in 2014. This past season, under Koetter's guidance, the unit completed an impressive turnaround. Despite starting two rookies on the offensive line, Tampa Bay still managed to block for the NFL's second-leading rusher (Doug Martin – 1,402 yards) and tied for the fourth-fewest sacks in the league. While Martin was a large part of the team's success running the ball, he was aided by running back Charles Sims, who totaled 1,090 scrimmage yards (107 rushes for 529 yards, 51 catches for 561 yards). Sims averaged 6.9 yards per touch, the most by any player in the NFL with at least 150 touches since 2011 (Darren Sproles in 2011, 7.6 avg.). Martin and Sims' combined 2,566 yards from scrimmage were the most by a running back duo in the NFL in 2015 and set a franchise record for backfield teammates.

Koetter also played a key role in revamping the Buccaneers' passing game. Part of the team's success passing the ball came from targeting top wide receiver Mike Evans, who caught 74 passes for 1,206 yards. His 1,206 yards are the seventh-most in a single season in team history and stood as the 11th-most in the league last season. Sims' 561 receiving yards were the fourth-most by a running back in the NFL in 2015, while his four receiving touchdowns set a franchise record and tied for the second-most in the league by a running back.

Koetter joined the Buccaneers after three seasons working as the offensive coordinator for the Atlanta Falcons (2012-14). During his three seasons with Atlanta, the team cumulatively ranked second in the NFL in completion percentage (67.4), third in third-down conversion percentage (44.1), fourth in passing yards (277.2 per game), ninth in passing touchdowns (86), ninth in passer rating (93.9), 10th in points (24.0 per game) and 10th in total yardage (363.5 per game), while posting the second-fewest penalties (243) and penalty yards (2,043), seventh-fewest turnovers (69) and the ninth-lowest interception percentage (2.4) in the league. Koetter was part of the Falcons staff that went 13-3 in 2012 and played in the NFC Championship Game.

Under Koetter, Falcons quarterback Matt Ryan posted the three of the four highest passing yardage seasons in franchise history, as well as three of the five highest completion percentage seasons. In 2012, Ryan set franchise records and personal bests in passing yards (4,719), completion percentage (68.6) and passing touchdowns (32), while recording the second-highest passer rating mark in Falcons history (99.1). Atlanta wide receivers also flourished under Koetter, with Julio Jones setting a franchise record and ranking third in the NFL in receiving yards in 2014 with 1,593 yards. In those three seasons, the Falcons had a different player lead the team in receiving yards each season (Roddy White, 2012; Harry Douglas, 2013; Jones, 2014).

While Koetter was in charge of the Falcons' offense, he coached three players to Pro Bowl appearances (Julio Jones, 2012, 2014; Tony Gonzalez, 2012-13; Matt Ryan, 2012), with Gonzalez earning first-team All-Pro honors in 2012. In his first season with Koetter in 2012, Gonzalez set a franchise record for receiving yards by a tight end, recording 93 catches for 930 yards – the most he had recorded in either category since 2008. That same season, Jones and White combined for 2,549 receiving yards, the most by a duo in the NFL.

Prior to joining the Falcons, Koetter spent five seasons as the offensive coordinator of the Jacksonville Jaguars (2007-11). In his five years with the Jaguars, the team cumulatively ranked third in the NFL in rushing yards (132.0 per game) and sixth in rushing average (4.41). Koetter's Jacksonville offenses also showed a penchant for taking care of the football, tallying the seventh-fewest turnovers in the league during that time.

## DIRK KOETTER

Koetter had immediate success in Jacksonville, with his 2007 team setting franchise records in points (25.7 per game, sixth in the NFL) and total offense (357 yards per game, seventh in the NFL). In his first season as the starter, quarterback David Garrard ranked third in the NFL and set a franchise record in passer rating (102.2), throwing a league-low three interceptions, while leading the team to a Wild Card playoff berth and a win over the Pittsburgh Steelers. In 2008, Garrard threw for a career-best 3,620 yards and in 2010 he tossed 23 touchdowns, a career high and a franchise record.

While with the Jaguars, Koetter coached four different players to six Pro Bowl selections, including running back Maurice Jones-Drew, who earned three trips to the Pro Bowl and led the NFL in rushing in 2010 en route to earning an All-Pro selection. Koetter also helped tight end Mercedes Lewis earn a Pro Bowl berth following the 2010 season, when Lewis caught 10 touchdown passes, then tied for the most in a season in Jaguars history.

Before joining the Jaguars, Koetter spent 22 years at the collegiate level, the final six as the head coach at Arizona State (2001-06). In his six seasons with the Sun Devils, Koetter led the team to four bowl games, posting a 40-34 record. Working as both the head coach and offensive coordinator, he helped Arizona State average nearly 30 points per game over six seasons, while ranking in the top 20 in the nation in passing offense in five of his six years. In addition, five of the six Sun Devil teams during Koetter's tenure produced a 1,000-yard receiver and quarterbacks that threw for 20 or more touchdowns in five of six seasons.

Koetter's first head coaching opportunity came at Boise State, where he spent three seasons (1998-2000), finishing with a 26-10 record and two consecutive bowl wins. He was a two-time Big West Coach of the Year and two-time conference champion.

A native of Pocatello, Idaho, Koetter played collegiately at Idaho State (1978-81), helping his team to a Division I-AA national championship as a senior. He graduated with a bachelor's degree in physical education and earned a master's in athletic administration a year later. After getting his master's, he became the head coach at Highland (Idaho) High School, where he worked from 1983-84, going 19-4 and winning the 1984 state championship.

In 1985, Koetter worked as the offensive coordinator at San Francisco State and from 1986-88 was the offensive coordinator and quarterbacks coach at the University of Texas El-Paso. He then served as offensive coordinator/quarterbacks coach at Missouri from 1989-93 and offensive coordinator at Boston College (1994-95) and Oregon (1996-97).

Koetter, 57, and his wife, Kim, have two daughters, Kaylee and Kendra, and two sons, Derek and Davis.

### DIRK KOETTER COACHING CAPSULE

**Coaching Years in NFL:** 10th year (1st as Head Coach)

**Buccaneers Head Coach:** 1st year

**Regular Season Record:** 5-5 (.500)

**Postseason Record:** 0-0 (N/A)

## ASSISTANT COACHES

### OFFENSE



Offensive Coordinator/Wide Receivers Coach **Todd Monken**

- **Experience:** 5th Year NFL, 1st Year Buccaneers
- **Notes:** Tampa Bay totaled 442 yards of offense in a win at Kansas City (11/20), the team's third game with at least 400 yards this season.
- **Gameday Location:** Field



Quarterbacks Coach **Mike Bajakian**

- **Experience:** 5th Year NFL, 2nd Year Buccaneers
- **Notes:** QB Jameis Winston has thrown for 300+ yards in each of the past two games, becoming the first Buccaneers QB to do so since 2012 (Josh Freeman).
- **Gameday Location:** Field



Assistant Offensive Line **Butch Barry**

- **Experience:** 2nd Year NFL, 2nd Year Buccaneers
- **Notes:** Helped coach an offensive line that held Kansas City to just one team sack in a Buccaneers victory (11/20).
- **Gameday Location:** Coaching Booth



Tight Ends Coach **Jon Embree**

- **Experience:** 8th Year NFL, 3rd Year Buccaneers
- **Notes:** TE Alan Cross caught his first career touchdown in a win at Kansas City (11/20), helping secure a Buccaneers victory.
- **Gameday Location:** Field



Running Backs Coach **Tim Spencer**

- **Experience:** 12th Year NFL, 3rd Year Buccaneers
- **Notes:** RB Doug Martin totaled over 100 yards of offense in a win at Kansas City (11/20), rushing for 63 yards and catching four passes for 42 yards.
- **Gameday Location:** Field



Offensive Quality Control **Ben Steele**


- **Experience:** 4th Year NFL, 3rd Year Buccaneers
- **Notes:** Helps coach an offense that is seventh in the NFL in points per game and yards per game since the start of Week 7.
- **Gameday Location:** Coaching Booth

### OFFENSE (CONT.)



Run Game Coordinator/Offensive Line Coach **George Warhop**

- **Experience:** 21st Year NFL, 3rd Year Buccaneers
- **Notes:** Coached a unit that helped block for 116 rushing yards in a win at Kansas City (11/20).
- **Gameday Location:** Field



Asst. Wide Receivers Coach/Game Management **Andrew Weidinger**


- **Experience:** 10th Year NFL, 2nd Year Buccaneers
- **Notes:** WR Mike Evans ranks in the top five in the NFL in receptions (65), receiving yards (911) and receiving touchdowns (8).
- **Gameday Location:** Coaching Booth

### DEFENSE



Defensive Coordinator **Mike Smith**

- **Experience:** 17th Year NFL, 1st Year Buccaneers
- **Notes:** Since the start of Week 5, Tampa Bay has the most takeaways in the NFL, with 15, including nine fumble recoveries, the most in the league.
- **Gameday Location:** Coaching Booth



Defensive Quality Control **Dave Borgonzi**

- **Experience:** 6th Year NFL, 3rd Year Buccaneers
- **Notes:** Assists a Buccaneers' defense that is holding opponents to a 35.8 percent third-down conversion rate, the fifth-lowest in the NFL
- **Gameday Location:** Coaching Booth



Linebackers Coach **Mark Duffner**

- **Experience:** 20th Year NFL, 1st Year Buccaneers
- **Notes:** LB Lavonte David has three forced fumbles this season, tied for the fifth-most in the league and tied for the third-most among linebackers.
- **Gameday Location:** Field



Defensive Line Coach **Jay Hayes**

- **Experience:** 18th Year NFL, 1st Year Buccaneers
- **Notes:** DT Gerald McCoy has two fumble recoveries this season, tied for the most among defensive linemen.
- **Gameday Location:** Field



## ASSISTANT COACHES (CONT.)

### DEFENSE (CONT.)



Secondary Coach **Jon Hoke**

- **Experience:** 14th Year NFL, 1st Year Buccaneers
- **Notes:** S Chris Conte had a 53-yard interception return at Kansas City (11/20), the longest INT return by the Buccaneers since 2013 (Mason Foster).
- **Gameday Location:** Field



Defensive Backs Coach **Brett Maxie**

- **Experience:** 16th Year NFL, 1st Year Buccaneers
- **Notes:** S Chris Conte has recorded an interception in the past two games, becoming the first Buccaneers player to do so since 2013 (Lavonte David).
- **Gameday Location:** Coaching Booth



Assistant Defensive Line Coach **Paul Spicer**


- **Experience:** 4th Year NFL, 2nd Year Buccaneers
- **Notes:** DE Noah Spence has 4.0 sacks this season, tied for the third-most among rookies. His two forced fumbles are tied for the third-most among rookies.
- **Gameday Location:** Coaches Booth

### SPECIAL TEAMS



Special Teams Coordinator **Nate Kaczor**

- **Experience:** 9th Year NFL, 1st Year Buccaneers
- **Notes:** Since the start of Week 7, K Roberto Aguayo has nine made field goals, tied for the fifth-most in the NFL during that time.
- **Gameday Location:** Field



Assistant Special Teams Coach **Carlos Polk**

- **Experience:** 7th Year NFL, 3rd Year Buccaneers
- **Notes:** At Kansas City (11/20), K Roberto Aguayo set a career high with 13 points.
- **Gameday Location:** Field

## ACTIVE ROSTER BREAKDOWN

**Oldest Buccaneer:** LB Daryl Smith, 34, born 3/14/1982  
**Youngest Buccaneer:** CB Vernon Hargreaves III, 21, born 1/6/1994  
**Tallest Buccaneer:** T Demar Dotson, 6-9  
**Shortest Buccaneers:** RB Jacquizz Rodgers, 5-6  
**Heaviest Buccaneer:** DT Sealver Siliga, 345  
**Lightest Buccaneer:** CB Brent Grimes, 185  
**Most Seasons as a Buccaneer:** T Demar Dotson, 8, joined in 2009  
**Most NFL Seasons:** 13: LB Daryl Smith

**Former First-Round Picks:** 7, R. Ayers (18th), G. Cherilus (17th), M. Evans (7th), V. Hargreaves III (11th), D. Martin (31st), G. McCoy (3rd), J. Winston (1st)

**Former Pro Bowlers:** 6: B. Grimes, L. David, D. Martin, G. McCoy, A. Verner, J. Winston

**Buccaneers with SB Exp.:** 4:  
 R. Ayers (XLIX w/DEN); C. McDonald (XLVIII w/SEA); S. Siliga (XLIX w/NE); E. Smith (XLV w/GB)

**College With Most Buccaneers:** Eight tied, two each  
 Auburn, California, Florida State, LSU, Memphis, Purdue, Tennessee, UCLA

**Conference With Most Buccaneers:** ACC, BIG 10 & SEC tied at eight:

**Buccaneers not from Division I:** 5  
 CB Brent Grimes (Shippensburg); G Ali Marpet (Hobart); WR Freddie Martino (North Greenville); WR Cecil Shorts III (Mount Union); T Leonard Wester (Missouri Western)

**State that produced most Buccaneers:** California & Florida tied, 8 each

### TEAM CAPTAINS

#### Offense

Jameis Winston (1st year)  
 Vincent Jackson (5th year)

#### Defense

Lavonte David (3rd year)  
 Gerald McCoy (5th year)

#### Special Teams

Russell Shepard (2nd year)

## PETE CARROLL



Named head coach on January 11, 2010, Pete Carroll became the eighth head coach in Seahawks history after one of the most successful runs in USC history in the college ranks. Carroll's overall head coaching record is 93-67 in the regular season and 9-6 in the postseason.

During Carroll's six seasons, Seattle has advanced to the divisional round five times, winning two NFC Championship

and one Super Bowl, while claiming the No. 1 seed in the NFC twice. The Seahawks led the NFL in scoring defense in four consecutive seasons (2012-15), becoming the first defense in the Super Bowl era to do so.

Carroll led Seattle to its first Super Bowl title in franchise history with a 43-8 victory of the Denver Broncos in Super Bowl XLVIII. He joined Jimmy Johnson and Barry Switzer as the only coaches to win a college football national title and a Super Bowl in their career.

Carroll returned to the NFL after spending the previous nine years (2001-09) as head coach at the University of Southern California, where he won seven consecutive Pac-10 titles (2002-08), two national championships (2003-04) and led the Trojans to a 97-19 record. He reached a bowl in each of his nine seasons and won seven. His 88 victories from 2001 to 2008 tied Bob Pruett of Marshall for most by a Division I coach in their first eight seasons since 1900 (Penn's George Woodruff - 102). He reached 50 career USC wins faster than any head coach in Trojan history. From 2002-08, his teams appeared in an NCAA-record seven consecutive BCS bowls, recorded at least 11 victories (an NCAA record) and finished ranked in the AP Top 4. USC was AP's No. 1 team for a national-record 33 straight polls (including two preseason polls) and was ranked in the AP Top 10 for a school-record 63 consecutive games. His teams were ranked in the AP Top 25 for 102 consecutive games, a school record. In 2009, he was named Coach of the Decade by Lindy's. Carroll has produced 34 All-American first-teamers and 53 NFL draft picks (including 14 first-rounders, with a No. 1 selection in Carson Palmer and a No. 2 in Reggie Bush). His USC program had the nation's most draftees in 2006, 2008 and 2009.

He began his NFL career as defensive backs coach for Buffalo (1984) and Minnesota (1985-89) before becoming the N.Y. Jets defensive coordinator (1990-93) and head coach (1994). He spent two years as San Francisco's defensive coordinator (1995-96), leading the league in total defense in 1995, before leading New England to a 27-21 record and two playoff appearances as head coach (1997-99).

Carroll and his wife, Glenna, have three children, sons Brennan (married to Amber), Nate and daughter Jaime (married to Mike). The couple also has four grandchildren.

### PETE CARROLL COACHING CAPSULE

**Coaching Years in NFL:** 23rd year (11th as Head Coach)

**Seahawks Head Coach:** 7th year

**Regular Season Record:** 100-69-1 (.591); w/Seahawks: 37-38 (.637)

**Postseason Record:** 9-6 (.600); w/Seahawks: 8-4 (.666)

### SEATTLE ASSISTANT COACHES

Offensive Coordinator .....	Darrell Bevell
Defensive Coordinator .....	Kris Richard
Linebackers.....	Michael Barrow
Defensive Line.....	Dwaine Board
Asst. Head Coach/Offensive Line .....	Tom Cable
Wide Receivers .....	Dave Canales
Head Strength & Conditioning .....	Chris Carlisle
Asst. Offensive Line.....	Brennan Carroll
Asst. Wide Receivers.....	Nate Carroll
Defensive Backs.....	Andre Curtis
Asst. Strength & Conditioning.....	Mondray Gee
Defensive Assistant.....	John Glenn
Asst. Quarterbacks.....	Will Harriger
Defensive Line.....	Travis Johns
Tight Ends .....	Pat McPherson
Asst. Defensive Backs.....	Ricky Manning Jr.
Asst. Special Teams/Asst. Running Backs .....	Chad Morton
Asst. Offensive Line.....	Pat Ruel
Special Teams Coordinator .....	Brian Schneider
Asst. Head Coach/Defense.....	Rocky Seto
Quarterbacks .....	Carl Smith
Running Backs .....	Sherman Smith
Asst. Special Teams/Asst. Defensive Backs .....	Nick Sorensen
Asst. Linebackers.....	Lofa Tatupu
Asst. Strength & Conditioning.....	Jamie Yanchar

### KOETTER/CARROLL MATCH-UP

- Head Coach Dirk Koetter is facing the Seattle Seahawks and Seahawks Head Coach Pete Carroll for the first time in the NFL.

- Carroll is 1-1 as head coach against the Buccaneers and 1-0 against them as head coach of the Seahawks.

## JASON LIGHT

Jason Licht was named the fifth general manager of the Tampa Bay Buccaneers on January 21, 2014. Now in his 20th NFL season, including one as a coach, Licht has had a proven track record of success. Since joining the Miami Dolphins front office in 1995, teams that Licht has been a part of have won over 53 percent of their games, including eight seasons with double-digit victories, while making nine playoff appearances and winning eight division titles, four conference championships and one Super Bowl title. Below is a breakdown of Licht's Year-by-Year record as a personnel member/coach.

### JASON LIGHT - YEAR-BY-YEAR RECORD AS PERSONNEL MEMBER/COACH

Year	Team	W	Pct.	Playoffs	Pct.	Result
1995	Miami	9-7	.563	0-1	0.00	3rd in AFC East, Reached Wild Card Playoffs
1996*	Miami	8-8	.500	0-0	-	4th in AFC East
1998	Carolina	4-12	.250	0-0	-	4th in NFC West
1999	New England	8-8	.500	0-0	-	5th in AFC East
2000	New England	5-11	.313	0-0	-	5th in AFC East
2001	New England	11-5	.688	3-0	1.000	1st in AFC East, Won SB XXXVI
2002	New England	9-7	.563	0-0	-	2nd in AFC East
2003	Philadelphia	12-4	.750	1-1	.500	1st in NFC East, Reached Conference Championship
2004	Philadelphia	13-3	.813	2-1	.666	1st in NFC East, Reached Super Bowl XXIX
2005	Philadelphia	6-10	.375	0-0	-	4th in NFC East
2006	Philadelphia	10-6	.625	1-1	.500	1st in NFC East, Reached Divisional Playoffs
2007	Philadelphia	8-8	.500	0-0	-	4th NFC East
2008	Arizona	9-7	.563	3-1	.750	1st in NFC West, Reached Super Bowl XLIII
2009	New England	10-6	.625	0-1	.000	2nd in AFC East, Reached Wild Card Playoffs
2010	New England	14-2	.875	0-1	.000	1st in AFC East, Reached Divisional Playoffs
2011	New England	13-3	.813	2-1	.666	1st in AFC East, Reached Super Bowl XLVI
2012	Arizona	5-11	.313	0-0	-	4th in NFC West
2013	Arizona	10-6	.625	0-0	-	3rd in NFC West
<b>2014</b>	<b>Tampa Bay</b>	<b>2-14</b>	<b>.125</b>	<b>0-0</b>	<b>-</b>	<b>4th NFC South</b>
<b>2015</b>	<b>Tampa Bay</b>	<b>6-10</b>	<b>.400</b>	<b>0-0</b>	<b>-</b>	<b>4th NFC South</b>
<b>2016</b>	<b>Tampa Bay</b>	<b>5-5</b>	<b>.500</b>	<b>0-0</b>	<b>-</b>	
<b>TOTALS</b>		<b>177-153</b>	<b>.536</b>	<b>12-8</b>	<b>.600</b>	<b>9 playoff appearances, 7 Division Championships 4 Conference Championships, 1 Super Bowl Championship</b>

\*Licht worked as an offensive assistant/quality control coach for Miami this season.


### NOTABLE PLAYERS DRAFTED WITH LIGHT

Below is a list of players who have earned postseason honors after being drafted by a team that Licht worked for:


Name, Pos.	Drafted	Team	Notes
Damien Woody, OL	1999 (1st Rd., 17th overall)	New England Patriots	2002 Pro Bowl, 2x SB Champion (XXXVI, XXXVIII)
Kevin Faulk, RB	1999 (2nd Rd., 46th overall)	New England Patriots	Patriots All-2000s Team, 50th Anniversary Team
Tom Brady, QB	2000 (6th Rd., 199th overall)	New England Patriots	2x NFL MVP, 3x Super Bowl MVP
Richard Seymour, DE	2001 (1st Rd., sixth overall)	New England Patriots	NFL 2000s All-Decade Team, 7x Pro Bowl, 5x All-Pro
Matt Light, T	2001 (2nd Rd., 48th overall)	New England Patriots	3x Pro Bowl, All-Pro (2001)
Deion Branch, WR	2002 (2nd Rd., 65th overall)	New England Patriots	Super Bowl XXXIX MVP
Shawn Andrews, G	2004 (1st Rd., 16th overall)	Philadelphia Eagles	Eagles 75th Anniversary Team, 3x Pro Bowl, 2x All-Pro
Trent Cole, DE	2005 (5th Rd., 146th overall)	Philadelphia Eagles	2x Pro Bowl, All-Pro (2009), 2x Top 100 Player Choice
Stewart Bradley, LB	2007 (3rd Rd., 87th overall)	Philadelphia Eagles	SI All-Pro, (2008)
DeSean Jackson, WR	2008 (2nd Rd., 49th overall)	Philadelphia Eagles	3x Pro Bowl, PFWA All-NFC & 2nd-Team All-Pro (2009)
Julian Edelman, WR	2009 (7th Rd., 232nd overall)	New England Patriots	SB Champion (XLIX), #91 on Top 100 Players (2015)
Devin McCourty, DB	2010 (1st Rd., 27th overall)	New England Patriots	SB Champion (XLIX), 2x All-Pro, Pro Bowl (2010)
Rob Gronkowski, TE	2010 (2nd Rd., 42nd overall)	New England Patriots	SB Champion (XLIX), 4x Pro Bowl, 4x All-Pro
Nate Solder, T	2011 (1st Rd., 17th overall)	New England Patriots	SB Champion (XLIX), 2011 All-Rookie Selection
Chandler Jones, DE	2012 (1st Rd., 21st overall)	New England Patriots	SB Champion (XLIX), Pro Bowl (2015)
Tyrann Mathieu, DB	2013 (3rd Rd., 69th overall)	Arizona Cardinals	All-Pro & Pro Bowl (2015), PFWA All-Rookie Selection
<b>Mike Evans, WR</b>	<b>2014 (1st Rd., seventh overall)</b>	<b>Tampa Bay Buccaneers</b>	<b>PFWA All-Rookie Selection, NFC POW</b>
<b>Jameis Winston, QB</b>	<b>2015 (1st Rd., first overall)</b>	<b>Tampa Bay Buccaneers</b>	<b>Pro Bowl (2016), PFWA All-Rookie Selection</b>
<b>Donovan Smith, T</b>	<b>2015 (2nd Rd., 34th overall)</b>	<b>Tampa Bay Buccaneers</b>	<b>PFWA All-Rookie Selection</b>
<b>Ali Marpet, G</b>	<b>2015 (2nd Rd., 61st overall)</b>	<b>Tampa Bay Buccaneers</b>	<b>PFWA All-Rookie Selection</b>
<b>Kwon Alexander, LB</b>	<b>2015 (4th Rd., 124th overall)</b>	<b>Tampa Bay Buccaneers</b>	<b>PFWA All-Rookie Selection</b>

## NEW FREE AGENTS ON THE 2016 TAMPA BAY BUCCANEERS


### 2016 NOTABLE FREE AGENTS




DE **Robert Ayers Jr.** comes to Tampa Bay after spending the previous two seasons with the New York Giants (2014-15). In 2015, Ayers set career highs in sacks (9.5), tackles for loss (11) and forced fumbles (2). His team-leading 9.5 sacks in 2015 are the most by any player that entered free agency this offseason and his 22 quarterback hits were the 12th-most in the league last season. Ayers recorded at least one sack in each of the final five games, with his 7.5 sacks in Weeks 13-17 standing as the second-most in the league during that time. He has been one of Pro Football Focus' top six 4-3 defensive ends each of the past two seasons. Originally a first-round selection by the Denver Broncos in 2009, he spent his first five seasons with Denver (2009-13). In his seven-year career, Ayers has played in 96 regular season games, with 39 starts, totaling 204 tackles, 41 tackles for loss, 26.5 sacks, 11 passes defended, six forced fumbles and three fumble recoveries. He has also played in six career postseason contests, with one start, notching nine tackles, three tackles for loss and 3.0 sacks.



CB **Brent Grimes** joins the Buccaneers after three seasons with the Miami Dolphins (2013-15). Prior to his time with Miami, Grimes spent six seasons with Atlanta (2007-12) where current Buccaneers defensive coordinator Mike Smith served as the Falcon's head coach from 2008-12. In his nine-year career, Grimes has 90-of-106 regular season games he has played in, totaling 401 tackles, 99 passes defended, 26 interceptions (357 return yards, two touchdowns), two forced fumbles and one fumble recovery. A four-time Pro Bowl selection (2010, 2013-15) and a 2014 Second-Team Associated Press All-Pro, Grimes' 26 interceptions are tied for the seventh-most among active players. Since joining Miami in 2013, Grimes has totaled 13 interceptions, tied for the fourth-most in the league during that time. A two-time Defensive Player of the Week (NFC Week 15, 2010; AFC Week 9, 2014), Grimes was named the NFL Alumni Defensive Back of the Year following the 2011 season.



LB **Daryl Smith** comes to Tampa Bay after three seasons with the Baltimore Ravens (2013-15). He originally entered the league as a second-round selection (39th overall) of the Jacksonville Jaguars in the 2004 NFL Draft, spending his first nine seasons with Jacksonville (2004-12). In his 12-year career, Smith has started 172-of-174 regular season games played, totaling 1,046 tackles, 68 passes defended, 30.5 sacks, 13 forced fumbles, 11 interceptions (87 return yards, one touchdown) and six fumble recoveries (82 return yards, one touchdown). He has also started all five postseason contests he has appeared in, notching 43 tackles, two forced fumbles, one pass defended, one sack and one interception. Since joining Baltimore in 2013, Smith ranks fifth in the NFL in total tackles (371) and his 29 passes defended are tied for the most by a linebacker during that span. Smith and Buccaneers linebacker Lavonte David are the only two players to total at least 5.0 sacks, five interceptions, four forced fumbles and 25 passes defended over the past three seasons. Smith ranks fourth among active players in total tackles and is one of only four active players to record at least 30 sacks and 10 interceptions (Karlos Dansby, Julius Peppers, Lawrence Timmons). His 68 passes defended are the fourth-most by a linebacker since entering the league in 2004 and are the second-most by an active linebacker.




G **J.R. Sweezy** joins the Buccaneers after spending his first four seasons with Seattle (2012-15). A seventh-round pick (225th overall) in the 2012 NFL Draft, Sweezy has started 49-of-59 regular season games for the Seahawks, including each of the past 46 regular season games he has played. Sweezy has also started all 10 postseason contests he appeared in with Seattle, helping the team win consecutive NFC Championships (2013-14) and earn a victory in Super Bowl XLVIII. Since taking over as the starter for Seattle in 2013, Sweezy has been part of an offensive line that helped block for Seattle's league leading 150.7 rushing yards per game and 4.71 yards per rush. Seahawks running back Marshawn Lynch earned Pro Bowl berths in both 2013 & 2014.


2016 DRAFT PICKS



CB **Vernon Hargreaves III** was chosen 11th overall out of the University of Florida, where he started 35-of-37 career games, totaling 121 tackles, three tackles for loss, 28 passes defensed, nine interceptions (returned 191 yards), two fumble recoveries and one forced fumble. He was named a unanimous All-American after his junior season, while earning first-team All-SEC all three seasons he played, including unanimous selections following both his junior and sophomore campaigns. The Tampa native was one of three finalists for the Jim Thorpe Award in 2015, given annually to the best defensive back in college football, and was a semifinalist for the Chuck Bednarik Award in both 2014 and 2015, presented annually to the best defensive player in the country.



DE **Noah Spence** was chosen 39th overall out of Eastern Kentucky, where he spent his redshirt junior season (2015), totaling 63 tackles, 22.5 tackles for loss, 11.5 sacks, three forced fumbles and two fumble recoveries. In his one season at Eastern Kentucky, the Harrisburg, Pennsylvania native was named an FCS All-American by the Associated Press, STATA, Walter Camp Foundation and College Sporting News, while being chosen as the FCS National Defensive Performer of the Year by the College Football Performance Awards. Prior to his time at Eastern Kentucky, Spence played two seasons at Ohio State (2012-13), earning first-team All-Big Ten honors from the league's media and second-team honors from the league's coaches as a sophomore, when he posted 14.5 tackles for loss and 8.0 sacks.



K **Roberto Aguayo** was selected 59th overall out of Florida State, where he finished his career as the most accurate kicker in NCAA history, connecting on 267-of-276 kicks attempted (.9673 conversion rate), surpassing the previous record of .9667, set by former Nebraska kicker Alex Henery. Aguayo earned first-team All-American honors all three seasons he played, joining Deion Sanders as the only two players in school history to do so. The Mascotte, Florida native won the Lou Groza Award as a redshirt freshman in 2013, was a finalist in 2014 and a semifinalist in 2015.



DB **Ryan Smith** was chosen in the fourth round (108th overall) out of North Carolina Central, where he started 42-of-45 career games, totaling 263 tackles, seven tackles for loss, 31 passes defensed, eight fumble recoveries, seven interceptions, one forced fumble and one blocked kick. He also returned 14 kickoffs for 394 yards and one touchdown. A native of Upper Marlboro, Maryland, Smith set North Carolina Central records in both solo tackles (168) and kickoff return average (28.1).



OL **Caleb Benenoch** was selected in the fifth round (148th overall) from UCLA, where he started the final 35 games of his collegiate career, spending time at both tackle and guard. In 2015, the Katy, Texas native was part of an offensive line that surrendered just 14 sacks, the second-lowest total in school history. He earned honorable mention All-Pac-12 status as a sophomore (2014), after helping block for running back Paul Perkins, who led the league in rushing and recorded the second-highest single-season rushing total in school history.



LB **Devante Bond** was chosen 183rd overall out of the University of Oklahoma, where he played two seasons (2015-15), appearing in 21 games, with eight starts, notching 72 tackles, 11 tackles for loss, 3.0 sacks, two passes defensed, one forced fumble and one fumble recovery, to go along with two blocked kicks. Prior to his time at Oklahoma, the Sacramento, California native played at Sierra Community College for two seasons, tallying 77 tackles, 27.0 tackles for loss, four passes defensed and three fumble recoveries.

2015 NFL DRAFT SELECTIONS (7)

RD.	NO.	PLAYER	POS.	HT.	WT.	COLLEGE
1	11	Vernon Hargreaves III	CB	5-10	204	Florida
2	39	Noah Spence	DE	6-2	251	Eastern Ky.
2	59	Roberto Aguayo	K	6-0	207	Florida State
4	108	Ryan Smith	DB	5-11	189	N.C. Central
5	148	Caleb Benenoch	OL	6-5	305	UCLA
6	183	Devante Bond*	LB	6-1	236	Oklahoma

\* Injured Reserve

## HONOR ROLL

Below is a look at awards and honors Buccaneers players received for the 2015 & 2016 seasons.

### **K ROBERTO AGUAYO**

- **Castrol EDGE Clutch Performer Of The Week (Week 5 at CAR, 2016)** - Kicked a game-winning 38-yard field goal at Carolina on Monday Night Football.

### **LB KWON ALEXANDER**

- **2015 ESPN.com & PFWA All-Rookie Team** - Started 12 games, totaling 93 tackles (six tackles for loss), with nine passes defended, 3.0 sacks, two interceptions, two forced fumbles and one fumble recovery.
- **NFC Defensive Player of the Week (Week 8 at ATL, 2015)** - Had a game-high 11 tackles, one interception, a forced fumble and a fumble recovery. His two takeaways helped set up 10 points for Tampa Bay. He is the first Buccaneers player to record an interception, forced fumble and fumble recovery in the same game since former S John Lynch (1996). He is the first rookie linebacker to do so since DeMeco Ryans (2006).
- **Pepsi Rookie Of The Week (Week 8 at ATL, 2015)**
- **Pepsi Rookie Of The Week (Week 3 at HOU, 2015)** - Totaled 10 tackles, with one for loss, two passes defended and one interception.

### **LB LAVONTE DAVID**

- **2015 Pro Bowl Selection; PFWA All-NFC Team** - Started 16 games, totaling 147 tackles (10 tackles for loss), with 13 passes defended, 3.0 sacks, three interceptions (19 yards, one touchdown), two forced fumbles and two fumble recoveries.
- **NFC Defensive Player of the Week (Week 11 at PHI, 2015)** - Had two interceptions - including a 20-yard touchdowns - and six tackles. His two interceptions are tied for the most by a Buccaneers linebacker in a game.

### **WR MIKE EVANS**

- **Pro Football Focus Team of the Week (Week 7 at WAS, 2015)** - Caught a career-high eight passes for 164 yards, including a 40-yard touchdown.

### **G ALI MARPET**

- **2015 ESPN.com & PFWA All-Rookie Team**
- **Pro Football Focus Team of the Week (Week 7 at WAS, 2015)** - Blocked for Tampa Bay's 117 rushing yards and was given a grade of +6.5, the highest single-game mark given to a guard this season.

### **RB DOUG MARTIN**

- **2015 AP All-Pro Selection; Pro Bowl Selection; PFWA All-NFL; All-NFC Team; PFF All-Pro Team** - Rushed 288 times for 1,402 yards (4.87 avg.) with six touchdowns, while catching 33 passes for 271 yards and one touchdown.

### **RB DOUG MARTIN**

- **FedEx Ground Player of the Week (Week 5 vs. JAC, 2015)** - Rushed 24 times for 123 yards (5.1 avg.) with two touchdowns, while catching three passes for 35 yards and one touchdown. Joined RB Bobby Rainey as the only players in franchise history with at least two rushing touchdowns and one receiving touchdown in the same game.
- **Pro Football Focus Team of the Week (Week 5 vs. JAC, 2015)**
- **FedEx Ground Player of the Week (Week 11 at PHI, 2015)** - Rushed 27 times for 235 yards (8.7 avg.). His 235 rushing yards are the most in the NFL this season. 235 yards stand as the 20th-most in a single game. Notched an 84-yard run, the longest in team history.

### **DT GERALD MCCOY**

- **2015 Pro Bowl Selection** - Started 15 games, totaling 34 tackles (eight tackles for loss), 8.5 sacks and one pass defended.

### **T DONOVAN SMITH**

- **2015 ESPN.com, NFL.com & PFWA All-Rookie Team**

### **QB JAMEIS WINSTON**

- **NFC Offensive Player of the Week & FedEx Air Player of the Week (Week 1, 2016)** - Completed 23-of-32 passes (71.9 pct.) for 281 yards and four touchdowns, for a passer rating of 125.1. Ranked third in the league in Week 1 in passer rating, fifth in completion percentage and tied for the NFL lead in passing touchdowns.
- **2015 Pro Bowl Selection** - Completed 312-of-535 passes for 4,042 yards and 22 touchdowns, with six rushing touchdowns.
- **2015 Pepsi Rookie of the Year**
- **2015 ESPN.com, NFL.com & PFWA All-Rookie Team**
- **NFL Offensive Rookie of the Month (November 2015)** - Completed 95-of-169 passes for 1,179 yards with seven touchdowns, while adding 78 rushing yards and three rushing touchdowns. His 10 total touchdowns tied for the seventh-most in the NFL for the month.
- **Pepsi Rookie Of The Week (Week 2 at NO, 2015)** - Completed 14-of-21 passes for 207 yards with one touchdown for a 114.6 passer rating, while also adding a rushing touchdown. His 114.6 passer rating is the fifth-highest by a rookie in franchise history.
- **Pepsi Rookie Of The Week (Week 5 vs. JAC, 2015)** - Completed 13-of-19 passes for 209 yards and one touchdown for a passer rating of 122.5. His 122.5 passer rating is the fourth-highest by a rookie in team history.
- **FedEx Air Player of the Week & Pepsi Rookie Of The Week (Week 11 at PHI, 2015)** - Completed 19-of-29 passes (65.5 pct.) for 246 yards and five touchdowns for a passer rating of 131.6. Became the first rookie since 1937 to throw five touchdowns and zero interceptions in a game and his five touchdowns tie a rookie NFL record, as well as a franchise record.
- **Castrol EDGE Clutch Performer of the Week (Week 13 vs. ATL, 2015)** - Led a 12-play, 80-yard drive to win the game, including a 20-yard run on third-and-19.

## OFFENSIVE FIREPOWER

Despite having a rookie quarterback and two rookie offensive linemen, the Buccaneers had one of the top offenses in the NFL last season, ranking fifth in the league in yards gained.

### 2015 NFL YARDS PER GAME LEADERS

Rank	Team	GP	Yds.	Yds./Gm.
1.	Arizona Cardinals	16	6,533	408.3
2.	New Orleans Saints	16	6,461	403.8
3.	Pittsburgh Steelers	16	6,327	395.4
4.	Seattle Seahawks	16	6,058	378.6
<b>5.</b>	<b>Tampa Bay Buccaneers</b>	<b>16</b>	<b>6,014</b>	<b>375.9</b>

Tampa Bay's fifth-placed finish is the highest that the team has ever ranked in total offense.

The Buccaneers had two games of 500+ yards this season, making them one of five NFL teams to eclipse the 500-yard mark in multiple games (also Pittsburgh, three times; Denver, New Orleans and N.Y. Giants twice).

### GROUND AND POUND

RBs Doug Martin and Charles Sims combined to help the Buccaneers be one of the premier rushing teams in the NFL last year, with Tampa Bay ranking fifth in rushing yards per game, and second in the NFL in rushing average.

### 2015 NFL RUSHING YARDS PER GAME LEADERS

Rank	Team	GP	Rush Yds.	Yds./Gm.
1.	Buffalo Bills	16	2,432	152.0
2.	Carolina Panthers	16	2,282	142.6
3.	Seattle Seahawks	16	2,268	141.8
4.	Minnesota Vikings	16	2,211	138.2
<b>5.</b>	<b>Tampa Bay Buccaneers</b>	<b>16</b>	<b>2,162</b>	<b>135.1</b>

### 2015 NFL RUSHING AVERAGE LEADERS

Rank	Team	Att.	Rush Yds.	Avg.
1.	Buffalo Bills	509	2,432	4.78
<b>2.</b>	<b>Tampa Bay Buccaneers</b>	<b>455</b>	<b>2,162</b>	<b>4.75</b>
3.	Kansas City Chiefs	436	2,044	4.69
4.	Minnesota Vikings	474	2,211	4.66
5.	Dallas Cowboys	408	1,890	4.63

### MARTIN & SIMS

Martin and Sims combined for the most scrimmage yards by a Buccaneers running back duo in a single season in team history. They are only the second duo to each eclipse 1,000 yards from scrimmage in the same season in team history (Mike Alstott & Warrick Dunn, 1999).

### MOST SCRIMMAGE YARDS BY A BUCCANEERS RB DUO

Year	Name	Yards	Name	Yards	Total
<b>2015</b>	<b>D. Martin</b>	<b>1,673</b>	<b>C. Sims</b>	<b>1,090</b>	<b>2,763</b>
1979	R. Bell	1,511	J. Eckwood	958	2,469
1999	W. Dunn	1,205	M. Alstott	1,188	2,393
1998	W. Dunn	1,370	M. Alstott	998	2,368
1997	W. Dunn	1,440	M. Alstott	843	2,283

### CREATING BIG PLAYS

Part of Tampa Bay's success on offense in 2015 came from creating big plays. The Buccaneers had 77 plays of 20 or more yards, the fourth-most in the NFL. Their 20 runs of 20+ yards were the most in the NFL.

### 2015 NFL PLAYS OF 20+ YARDS

Team	Big Runs	Big Passes	Big Plays
1. Jacksonville Jaguars	8	72	80
2. Arizona Cardinals	12	66	78
3. New Orleans Saints	6	72	78
<b>4. Tampa Bay Buccaneers</b>	<b>20</b>	<b>57</b>	<b>77</b>
5. Pittsburgh Steelers	15	61	76

Tampa Bay's propensity for making big plays led to the Buccaneers ranking third in yards per play.

### 2015 NFL YARDS PER PLAY

Team	Plays	Yards	Yards/Play
1. Arizona Cardinals	1,041	6,533	6.28
2. Pittsburgh Steelers	1,011	6,327	6.26
<b>3. Tampa Bay Buccaneers</b>	<b>1,017</b>	<b>6,014</b>	<b>5.91</b>
4. New Orleans Saints	1,096	6,461	5.90
5. Seattle Seahawks	1,035	6,058	5.85

## OFFENSE/DEFENSE

### KEEP THE DRIVE ALIVE

In 2015, the Buccaneers went three-and-out on only 26 of their 176 drives, the third-lowest mark in the NFL.

#### 2015 NFL FEWEST THREE-AND-OUT DRIVES

Team	Off. Poss.	3 & Out Drives	3 & Out Pct.
1. Arizona Cardinals	186	27	14.5
2. Minnesota Vikings	172	25	14.5
<b>3. Tampa Bay Buccaneers</b>	<b>176</b>	<b>26</b>	<b>14.8</b>
4. Pittsburgh Steelers	190	31	16.3
5. Atlanta Falcons	174	29	16.7

### CONVERSION MACHINE

In the first three weeks of the season, the Tampa Bay Buccaneers struggled to convert third downs, going 9-for-40 on third down attempts (22.5 pct.), the second-lowest mark in the NFL.

After that game, the Buccaneers flipped the script, ranking as the fourth-best team in the league in converting third downs since Week 4, going 75-of-162 (46.3 pct.) on third down attempts.

#### 2015 NFL THIRD DOWN CONVERSIONS - SINCE WEEK 4

Team	3rd. Conv.	3rd Att.	3rd Pct.
1. Seattle Seahawks	83	169	49.1
2. New Orleans Saints	83	174	47.7
3. Arizona Cardinals	77	166	46.4
<b>4. Tampa Bay Buccaneers</b>	<b>75</b>	<b>162</b>	<b>46.3</b>
5. Atlanta Falcons	83	182	45.6

### MOVING THE CHAINS

In 2015, Vincent Jackson and Mike Evans were two of the most productive receivers in the NFL in moving the chains, ranking second and third in first down percentage, respectively.

#### 2015 NFL LEADERS IN FIRST DOWN CATCH PERCENTAGE - Min. 32 Rec.

Player	1st Dn.	Rec	1st%
1. WR Dorial Green-Beckham (TEN)	30	32	93.8
<b>2. WR Mike Evans (TB)</b>	<b>63</b>	<b>74</b>	<b>85.1</b>
<b>3. WR Vincent Jackson (TB)</b>	<b>28</b>	<b>33</b>	<b>84.8</b>
4. WR Ted Ginn Jr. (CAR)	36	44	81.8
5. WR Kenny Britt (STL)	29	36	80.6

### LIMITING BIG PLAYS

On the opposite end of the spectrum, one of the strengths of Tampa Bay's defense was limiting opposing big plays. The Buccaneers allowed only 49 plays of 20 or more yards, the second-fewest in the NFL. Their four 20+-yard runs allowed tied for fewest allowed in the league.

#### 2015 NFL OPPONENT PLAYS OF 20+ YARDS

Team	Big Runs	Big Passes	Big Plays
1. Denver Broncos	5	41	46
<b>2. Tampa Bay Buccaneers</b>	<b>4</b>	<b>45</b>	<b>49</b>
3. Cincinnati Bengals	11	39	50
4. Seattle Seahawks	4	49	53
5. Minnesota Vikings	7	47	54

### STOP THE RUSH

In 2015, Tampa Bay allowed second-lowest rushing average in the NFL and the third-lowest in team history.

#### 2015 NFL OPPONENT RUSHING AVERAGE

Rank	Team	Opp. Rush	Opp. Rush Yds.	Avg.
1.	Denver Broncos	408	1,337	3.28
<b>2.</b>	<b>Tampa Bay Buccaneers</b>	<b>466</b>	<b>1,606</b>	<b>3.45</b>
3.	New York Jets	373	1,335	3.58
4.	Seattle Seahawks	362	1,304	3.60
5.	Jacksonville Jaguars	464	1,709	3.68

#### BUCCANEERS ALL-TIME OPPONENT RUSHING AVERAGE (Single Season)

Rank	Year	Opp. Rush	Opp. Rush Yds.	Avg.
1.	1988	478	1,551	3.24
2.	1978	595	2,049	3.44
<b>2.</b>	<b>2015</b>	<b>466</b>	<b>1,606</b>	<b>3.45</b>
4.	2005	438	1,515	3.46
5.	1979	539	1,873	3.47



## FAMOUS JAMEIS

QB Jameis Winston was taken first overall by the Tampa Bay Buccaneers and played every offensive snap for the team in 2015. He distinguished himself as a standout, particularly when compared to other rookie quarterbacks in recent history.

### JAMEIS VS. ROOKIE QBS

In 2015, Winston had a passer rating of 84.2, which stands as the ninth-highest mark by a rookie quarterback since the 1970 NFL/AFL Merger.

### HIGHEST PASSER RATING BY A ROOKIE - (Since 1970, Min. 200 Att.)

Player	Att.	Cmp.	Yds	TD	INT	Rtg.
1. Robert Griffin III (WAS)	393	258	3,200	20	5	102.4
2. Russell Wilson (SEA)	393	252	3,118	26	10	101.5
3. Ben Roethlisberger (PIT)	295	196	2,621	17	11	98.1
4. Dan Marino (MIA)	296	173	2,210	20	6	96.0
5. Marcus Mariota (TEN)	370	230	2,818	19	10	91.5
6. Matt Ryan (ATL)	434	265	3,440	16	11	87.7
7. Teddy Bridgewater (MIN)	402	259	2,919	14	12	85.2
8. Cam Newton (CAR)	517	310	4,051	21	17	84.5
<b>9. Jameis Winston (TB)</b>	<b>535</b>	<b>312</b>	<b>4,042</b>	<b>22</b>	<b>15</b>	<b>84.2</b>
10. Mike Glennon (TB)	416	247	2,608	19	9	83.9

Winston's totals this past year placed him among the all-time NFL rookie leaders in both passing yards and passing touchdowns

### NFL ROOKIE PASSING YARD LEADERS - (Since 1970)

Rank	Player (Team)	Year	Passing Yards
1.	Andrew Luck (IND)	2012	4,374
2.	Cam Newton (CAR)	2011	4,051
<b>3.</b>	<b>Jameis Winston (TB)</b>	<b>2015</b>	<b>4,042</b>
4.	Peyton Manning (IND)	1998	3,739
5.	Sam Bradford (STL)	2010	3,512
6.	Matt Ryan (ATL)	2008	3,440
7.	Andy Dalton (CIN)	2011	3,398
8.	Brandon Weeden (CLE)	2012	3,385
9.	Ryan Tannehill (MIA)	2012	3,294
10.	Derek Carr (OAK)	2014	3,270

### NFL ROOKIE PASSING TOUCHDOWN LEADERS - (Since 1970)

Rank	Player (Team)	Year	Passing TD
1.	Peyton Manning (IND)	1998	26
1.	Russell Wilson (SEA)	2012	26
3.	Andrew Luck (IND)	2012	23
<b>4.</b>	<b>Jameis Winston (TB)</b>	<b>2015</b>	<b>22</b>
5.	Cam Newton (CAR)	2011	21
5.	Derek Carr (OAK)	2014	21
7.	Andy Dalton (CIN)	2011	20
7.	Robert Griffin III (WAS)	2012	20
7.	Dan Marino (MIA)	1983	20
10.	Marcus Mariota (TEN)	2015	19
10.	Mike Glennon (TB)	2013	19
10.	Jim Plunkett (NE)	1971	19

## FAMOUS JAMEIS

### JAMEIS IN BUCCANEERS HISTORY

Winston has distinguished himself as not only one of the top rookie quarterbacks in Buccaneers history, but among the best seasons in team history. His 4,042 passing yards are second-most in a single season and his 22 touchdown passes are tied for the fourth-most in a single season. Both are rookie franchise records.

### MOST TOUCHDOWN PASSES BY BUCCANEERS ROOKIES

Player	Year	Att.	Cmp.	Yds	TD	INT	Rtg.
<b>1. Jameis Winston</b>	<b>2015</b>	<b>535</b>	<b>312</b>	<b>4,042</b>	<b>22</b>	<b>15</b>	<b>84.2</b>
2. Mike Glennon	2013	416	247	2,608	19	9	83.9
3. Josh Freeman	2009	290	158	1,855	10	18	59.8
4. Bruce Gradkowski	2006	328	177	1,661	9	9	65.9
5. Shaun King	1999	146	89	875	7	4	82.4
5. Doug Williams	1978	194	73	1,170	7	8	53.4

### BUCCANEERS SINGLE SEASON PASSING YARD LEADERS

Rank	Player	Year	Passing Yards
1.	Josh Freeman	2012	4,065
<b>2.</b>	<b>Jameis Winston</b>	<b>2015</b>	<b>4,042</b>
3.	Brad Johnson	2003	3,811
4.	Josh Freeman	2011	3,592
5.	Doug Williams	1981	3,563
6.	Steve DeBerg	1984	3,554
7.	Josh Freeman	2010	3,451
8.	Brad Johnson	2001	3,406
9.	Doug Williams	1980	3,396
10.	Vinny Testaverde	1988	3,240

### BUCCANEERS SINGLE SEASON PASSING TOUCHDOWN LEADERS

Rank	Player	Year	Passing TD
1.	Josh Freeman	2012	27
2.	Brad Johnson	2003	26
3.	Josh Freeman	2010	25
4.	Brad Johnson	2002	22
<b>4.</b>	<b>Jameis Winston</b>	<b>2015</b>	<b>22</b>
6.	Trent Dilfer	1997	21
6.	Trent Dilfer	1998	21
8.	Brian Griese	2004	20
8.	Vinny Testaverde	1989	20
8.	Doug Williams	1980	20

At St. Louis, Winston threw for a career-high 363 yards, the second-most by a rookie in team history and the most by a Buccaneers quarterback since 2012 (Josh Freeman, 372 yards vs. St. Louis, 12/23/12).

### MOST SINGLE-GAME PASSING YARDS – (Rookies)

Player	Opponent-Date	Pass Yds
1. Vinny Testaverde	at NO-12/6/87	369
<b>2. Jameis Winston</b>	<b>at STL-12/17/15</b>	<b>363</b>
<b>3. Jameis Winston</b>	<b>at CAR-1/3/16</b>	<b>325</b>
4. Josh Freeman	at CAR-12/6/09	321
5. Doug Williams	vs. MIN-10/1/78	311

Part of Winston's 363 yards were 238 yards in the fourth quarter, the most in any quarter in franchise history and the most by an NFL quarterback in the fourth quarter since 2012 (Eli Manning, 243 passing yards vs. Tampa Bay, 9/16/12). His 238 passing yards were the most in any quarter since Aaron Rodgers in 2014 (242, second quarter vs. Chicago, 11/9).

## FAMOUS JAMEIS

### DUAL THREAT

Winston also rushed for six touchdowns, the most ever by a Buccaneers quarterback in a single season and tied for the second-most career rushing touchdowns by a quarterback in team history.

### MOST RUSHING TOUCHDOWNS BY A QB, SINGLE SEASON (Team History)

Rank	Player	Rush TD
1.	<b>Jameis Winston, 2015</b>	<b>6</b>
2.	Shaun King, 2000	5
2.	Steve Young, 1986	5
4.	Josh Freeman, 2011	4
4.	Doug Williams, 1980	4
4.	Doug Williams, 1981	4

### MOST RUSHING TOUCHDOWNS BY A QB (Team History)

Rank	Player	Rush TD
1.	Doug Williams, 1978-82	13
2.	<b>Jameis Winston, 2015-Pres.</b>	<b>7</b>
2.	Steve Young, 1985-86	6
4.	Trent Dilfer, 1994-99	5
4.	Shaun King, 1999-2003	5
4.	Vinny Testaverde, 1987-92	5

### 2015 NFL MOST RUSHING TOUCHDOWNS BY A QB

Rank	Player (Team)	Rush TD
1.	Cam Newton (CAR)	10
2.	<b>Jameis Winston (TB)</b>	<b>6</b>
3.	Kirk Cousins (WAS)	5
4.	Tyrod Taylor (BUF)	4
4.	Tom Brady (NE)	3
4.	Teddy Bridgewater (MIN)	3
4.	Andy Dalton (CIN)	3
4.	Joe Flacco (BAL)	3

### RECORD SETTER

At Philadelphia (11/22), Winston threw five touchdown passes, tied for the most by a rookie since the 1970 NFL Merger (DET QB Matthew Stafford, 11/22/09 vs. CLE). His five touchdown passes also matched the franchise record.

### MOST SINGLE-GAME PASSING TOUCHDOWNS (Team History)

Player	Opponent-Date	Pass TD
1. QB Steve DeBerg	vs. ATL-9/13/87	5
1. QB Josh Freeman	vs. SEA-12/26/10	5
1. QB Brad Johnson	vs. MIN-11/3/02	5
<b>1. QB Jameis Winston</b>	<b>at PHI-11/22/15</b>	<b>5</b>

### JAMEIS GOING DEEP

One of Winston's strengths is a willingness to throw the ball down the field, which helped open up the Buccaneers' passing attack. Winston ranked second in the league in pass yards per completion

### 2015 NFL HIGHEST YARDS PER COMPLETION

Player (Team)	Cmp.	Yds	Yds/Cmp.
1. Carson Palmer (ARI)	342	4,671	13.66
2. Cam Newton (CAR)	296	3,837	12.96
<b>3. Jameis Winston (TB)</b>	<b>312</b>	<b>4,042</b>	<b>12.96</b>
4. Andy Dalton (CIN)	255	3,250	12.75
5. Tyrod Taylor (BUF)	342	3,035	12.54

Winston made big plays for the Buccaneers, with his 57 completions of 20 or more yards tying for the sixth-most in the NFL.

### 2015 NFL COMPLETIONS OF 20+ YARDS

Rank	Player (Team)	20+ Yd. Comp.
1.	Blake Bortles (JAC)	72
2.	Drew Brees (NO)	68
3.	Carson Palmer (ARI)	65
4.	Russell Wilson (SEA)	60
5.	Tom Brady (NE)	58
<b>6.</b>	<b>Jameis Winston (TB)</b>	<b>57</b>
6.	Ryan Tannehill (MIA)	57
8.	Aaron Rodgers (GB)	55
9.	Derek Carr (OAK)	53
9.	Jay Cutler (CHI)	53
9.	Ryan Fitzpatrick (NYJ)	53
9.	Philip Rivers (SD)	53

## HOW TO DOUGIE

RB Doug Martin was one of the top runners in the NFL in 2015, totaling 1,402 rushing yards, the second-most in the league, while his 4.87 rushing average ranked as the most among running backs with at least 150 carries.

### 2015 NFL RUSHING YARDS LEADERS

Rank	Player (Team)	Rushing Yards
1.	Adrian Peterson (MIN)	1,485
<b>2.</b>	<b>Doug Martin (TB)</b>	<b>1,402</b>
3.	Todd Gurley (STL)	1,106
4.	Darren McFadden (DAL)	1,089
5.	Chris Ivory (NYJ)	1,070

### 2015 NFL HIGHEST RUSHING AVERAGE (Min. 150 Carries)

Name	Att.	Yds.	Avg.
<b>1. Doug Martin (TB)</b>	<b>288</b>	<b>1,402</b>	<b>4.87</b>
2. Todd Gurley (STL)	229	1,106	4.83
3. Giovani Bernard (CIN)	154	730	4.74
4. C.J. Anderson (DEN)	152	720	4.74
4. Mark Ingram (NO)	166	769	4.63

Martin's 4.87 average was the highest by any running back with at least 275 carries since 2013 (LeSean McCoy, 314 carries, 5.12 avg.).

Much of Martin's success came from creating big runs. Martin had 33 rushes of 10 or more yards, the second-most in the NFL and 14 rushes of 20+ yards, the most in the league. He was one of only five players in the league with multiple 50+ yards runs.

### 2015 NFL RUSHES OF 10+ YARDS

Rank	Player (Team)	10+ Yd. Rushes
1.	Adrian Peterson (MIN)	43
<b>2.</b>	<b>Doug Martin (TB)</b>	<b>33</b>
3.	Devonta Freeman (ATL)	32
4.	Chris Ivory (NYJ)	29
4.	LeSean McCoy (BUF)	28

### 2015 NFL RUSHES OF 20+ YARDS

Rank	Player (Team)	20+ Yd. Rushes
<b>1.</b>	<b>Doug Martin (TB)</b>	<b>14</b>
2.	Todd Gurley (STL)	11
3.	Adrian Peterson (MIN)	10
4.	Chris Ivory (NYJ)	9
4.	Darren McFadden (DAL)	9
4.	Latavius Murray (OAK)	9

### 2015 NFL RUSHES OF 50+ YARDS

Rank	Player (Team)	50+ Yd. Rushes
<b>1.</b>	<b>Doug Martin (TB)</b>	<b>3</b>
1.	Todd Gurley (STL)	3
2.	Isaiah Crowell (CLE)	2
2.	Mike Gillislee (BUF)	2
2.	Chris Ivory (NYJ)	2
2.	Adrian Peterson (MIN)	2
2.	DeAngelo Williams (PIT)	2

At Philadelphia, Martin rushed for 235 yards, the most rushing yards in a game in 2015.

### 2015 NFL MOST RUSHING YARDS IN A GAME

Name	Yds.	Date	Opp.
<b>1. Doug Martin (TB)</b>	<b>235</b>	<b>11/22/15</b>	<b>PHI</b>
2. Thomas Rawls (SEA)	209	11/22/15	SF
3. Adrian Peterson (MIN)	203	11/15/15	OAK
4. David Johnson (ARI)	187	12/20/15	PHI
5. Lamar Miller (MIA)	175	10/25/15	HOU

Martin was able to break off so many big runs due to his ability to break tackles and make yards after contact. Per Stats, Inc., he was tied for the fourth-most broken tackles and had the most rushing yards after contact.

### 2015 NFL BROKEN TACKLES

Rank	Player (Team)	Broken Tackles
1.	Chris Ivory (NYJ)	14
2.	LeGarrette Blount (NE)	11
2.	Adrian Peterson (MIN)	11
<b>4.</b>	<b>Doug Martin (TB)</b>	<b>10</b>
4.	Carlos Hyde (SF)	10

### 2015 NFL YARDS AFTER CONTACT

Rank	Player (Team)	Yards After Contact
<b>1.</b>	<b>Doug Martin (TB)</b>	<b>650</b>
2.	Adrian Peterson (MIN)	641
3.	Chris Ivory (NYJ)	551
4.	Todd Gurley (STL)	524
5.	Jonathan Stewart (CAR)	498

Martin rushed for 100+ yards in three consecutive contests (10/4 vs. CAR-10/25 at WAS), only the third time in franchise history a player has reached at least 100 rushing yards in three straight games (also: James Wilder, six consecutive, 12/9/84 vs. ATL-9/29/85 at DET; Carnell Williams, three consecutive, 9/11/05 at MIN-9/25/05 at GB).

**RECORD-SETTER**

With their second first-round pick in 2012, the Tampa Bay Buccaneers selected RB **Doug Martin**, who proved to be a sensation in his rookie season, shattering Buccaneers records, while setting NFL marks along the way. In 2015, Martin had another one of the best years in team history, ranking in the top five in rushing yards and scrimmage yards

**MOST RUSHING YARDS - SINGLE SEASON (Team History)**

Rank	Player	Year	Yards
1.	RB James Wilder	1984	1,544
<b>2.</b>	<b>RB Doug Martin</b>	<b>2012</b>	<b>1,454</b>
<b>3.</b>	<b>RB Doug Martin</b>	<b>2015</b>	<b>1,402</b>
4.	RB James Wilder	1985	1,300
5.	RB Ricky Bell	1979	1,263
6.	RB Errict Rhett	1995	1,207
7.	RB Carnell Williams	2005	1,178
8.	RB Reggie Cobb	1992	1,171
9.	RB Warrick Dunn	2000	1,133
10.	RB Warrick Dunn	1998	1,026

**MOST YARDS FROM SCRIMMAGE - SINGLE SEASON (Team History)**

Rank	Player	Year	Yards
1.	RB James Wilder	1984	2,229
<b>2.</b>	<b>RB Doug Martin</b>	<b>2012</b>	<b>1,926</b>
<b>3.</b>	<b>RB Doug Martin</b>	<b>2015</b>	<b>1,673</b>
4.	RB James Wilder	1985	1,641
5.	RB Warrick Dunn	2000	1,555
6.	RB Ricky Bell	1979	1,511
7.	RB Warrick Dunn	1997	1,440
8.	WR Mark Carrier	1989	1,422
9.	RB Warrick Dunn	1998	1,370
10.	RB Michael Pittman	2003	1,348

After setting the franchise record in his rookie season with 251 rushing yards at Oakland (11/4/12), Martin notched another banner day in 2015, with 235 rushing yards at Philadelphia (11/22/15), the second-highest mark in team history.

**MOST SINGLE-GAME RUSHING YARDS (Team History)**

Player	Opponent-Date	Rush Yds
<b>1. RB Doug Martin</b>	<b>at OAK-11/4/12</b>	<b>251</b>
<b>2. RB Doug Martin</b>	<b>at PHI-11/22/15</b>	<b>235</b>
3. RB James Wilder	at MIN-11/6/83	219
4. RB Warrick Dunn	vs. DAL-12/3/00	210
5. RB Errict Rhett	vs. WAS-12/4/94	192
6. RB James Wilder	vs. GB-9/30/84	172
7. RB Ricky Bell	vs. GB-10/21/79	167
8. RB James Wilder	at CHI-9/8/85	166
9. RB LeGarrette Blount	at SEA-12/26/10	164
10. RB Bobby Rainey	vs. ATL-11/17/13	163

Part of Martin's Philadelphia totals included an 84-yard run, the longest in franchise history and the third-longest rush in the league in 2015.

**LONGEST RUSHING PLAYS IN TEAM HISTORY**

Player	Yards	Opponent-Date
<b>1. Doug Martin</b>	<b>84</b>	<b>@PHI-11/22/15</b>
2. Bobby Rainey	80t	BUF-12/8/13
3. Michael Pittman	78t	KC-11/11/04
4. Warrick Dunn	76	CHI-12/21/97
5. Jerry Ellison	75	DET-12/23/95
5. James Wilder	75t	@MIN-11/6/83

**2015 NFL LONGEST RUSHING PLAYS**

Player	Yards	Opponent-Date
1. Marcus Mariota	87t	JAC-12/6/15
2. Lamar Miller (MIA)	85t	HOU-10/25/15
<b>3. Doug Martin (TB)</b>	<b>84</b>	<b>@PHI-11/22/15</b>
4. Adrian Peterson (MIN)	80t	@OAK-11/15/15
5. Adrian Peterson (MIN)	75	@DET-10/25/15

**ROOKIE TOUCHDOWN MACHINE**

In his first NFL season, Martin made his mark scoring touchdowns, with 11 rushing scores, the second-most in team history and 12 touchdowns from scrimmage, tied for the second-most in a season.

**MOST RUSHING TDs - SINGLE SEASON (Team History)**

Rank	Player	Year	TDs
1.	RB James Wilder	1984	13
<b>2.</b>	<b>RB Doug Martin</b>	<b>2012</b>	<b>11</b>
3.	RB Errict Rhett	1995	11
4.	RB Earnest Graham	2007	10
4.	FB Mike Alstott	2001	10
4.	RB James Wilder	1985	10

**MOST TOUCHDOWNS - SINGLE SEASON (Team History)**

Rank	Player	Year	TDs
1.	RB James Wilder	1984	13 (13 rush)
<b>2.</b>	<b>RB Mike Evans*</b>	<b>2014</b>	<b>12 (12 rec.)</b>
<b>2.</b>	<b>RB Doug Martin*</b>	<b>2012</b>	<b>12 (11 rush, 1 rec.)</b>
4.	WR Mike Williams*	2010	11 (11 rec.)
4.	FB Mike Alstott	2001	11 (10 rush, 1 rec.)
4.	RB Errict Rhett	1995	11 (11 rush)

\*-Rookie



**MARTIN IN TAMPA BAY HISTORY**

Martin has continued his climb in the Buccaneers record books, with 20 career rushing touchdowns (tied for fifth in team history) and 3,891 career rushing yards (fourth in team history), with 4,798 career scrimmage yards (seventh in team history) and 11 career 100-yard rushing games (tied for second in team history).

**MOST RUSHING YARDS - (Team History)**

Rank	Player	Yards
1.	RB James Wilder, 1981-89	5,957
2.	FB Mike Alstott, 1996-2006	5,088
3.	RB Warrick Dunn, 1997-2008	4,986
<b>4.</b>	<b>RB Doug Martin, 2012-Pres.</b>	<b>3,987</b>
5.	RB Carnell Williams, 2005-10	3,677

**MOST RUSHING TOUCHDOWNS - (Team History)**

Rank	Player	TDs
1.	FB Mike Alstott, 1996-2006	58
2.	RB James Wilder, 1981-89	37
3.	RB Errict Rhett, 1994-97	24
4.	RB Reggie Cobb, 1990-93	21
<b>4.</b>	<b>RB Doug Martin, 2012-Pres.</b>	<b>21</b>
6.	RB Carnell Williams, 2005-10	20
7.	RB Warrick Dunn, 1997-2008	19
8.	RB Ricky Bell, 1977-1981	16
9.	FB/RB Earnest Graham, 2004-11	15
9.	RB Lars Tate, 1988-89	15

**MOST SCRIMMAGE YARDS - (Team History)**

Rank	Player	Yards
1.	RB James Wilder, 1981-89	9,449
2.	RB Warrick Dunn, 1997-2008	7,690
3.	FB Mike Alstott, 1996-2006	7,372
4.	RB Michael Pittman, 2002-07	5,723
5.	WR Mark Carrier, 1987-92	5,018
6.	WR Kevin House, 1980-86	4,969
<b>7.</b>	<b>RB Doug Martin, 2012-Pres.</b>	<b>4,949</b>
8.	RB Carnell Williams, 2005-10	4,586
9.	WR Vincent Jackson, 2012-Pres.	4,326
10.	TE Jimmie Giles, 1978-86	4,307

**MOST 100-YARD RUSHING GAMES – Team History**

Rank	Player	100-Yd. Games
1.	RB James Wilder, 1981-89	14
2.	RB Warrick Dunn, 1997-2001, 2008	11
<b>2.</b>	<b>RB Doug Martin, 2012-Pres.</b>	<b>11</b>
4.	RB Carnell Williams, 2005-10	9
5.	RB Ricky Bell, 1977-81	8*
5.	RB Michael Pittman, 2002-07	8**
5.	RB Errict Rhett, 1994-97	8

\*Includes one playoff game  
\*\*Includes Super Bowl XXXVII

**NFL RECORDS**

Martin recorded 1,926 yards from scrimmage as a rookie, the third-highest total in NFL history, trailing only Eric Dickerson (2,212 in 1984) and Edgerrin James (2,139 in 1999). His banner day came at Oakland (11/4/12), when he rushed for 251 yards and four touchdowns, the most in Buccaneers history and tied for the 10th-most in NFL history.

**MOST RUSHING YARDS IN A GAME - (NFL History)**

Name	Yds	Date	Opp.
1. Adrian Peterson (MIN)*	296	11/4/07	SD
2. Jamal Lewis (BAL)	295	9/14/03	CLE
3. Jerome Harrison (CLE)	286	12/20/09	KC
4. Corey Dillon (CIN)	278	11/4/07	DEN
5. Walter Payton (CHI)	275	11/20/77	MIN
6. O.J. Simpson (BUF)	273	11/25/76	DET
7. Shaun Alexander (CIN)	266	11/11/01	OAK
8. Jamaal Charles (KC)	259	1/3/10	DEN
9. Demarco Murray (DAL)*	253	10/23/11	STL
<b>10. Doug Martin (TB)*</b>	<b>251</b>	<b>11/4/12</b>	<b>OAK</b>
10. Mike Anderson (DEN)*	251	12/3/00	NO

\*-Rookie

Martin's 251 rushing yards at Oakland came on only 25 carries, a 10.0 avg., the third highest in NFL history with a minimum of 25 rush attempts.

**MOST YARDS-PER-CARRY - SINGLE GAME - (Min. 25 carries)**

Name	Att	Yds/Rush	Date (Opp.)
1. Jamaal Charles (KC)	25	10.4	01/03/12 (DEN)
2. Demarco Murray (DAL)	25	10.1	10/23/11 (STL)
<b>3. Doug Martin (TB)</b>	<b>25</b>	<b>10.0</b>	<b>11/4/12 (OAK)</b>

**MOST RUSHING YARDS IN A HALF - (Since 1991)**

Name	Half, Yds	Date (Opp.)
1. Adrian Peterson (MIN)	2nd, 253	11/04/07 (SD)
<b>2. Doug Martin (TB)</b>	<b>2nd, 220</b>	<b>11/4/12 (OAK)</b>
3. Jerome Harrison (CLE)	2nd, 213	12/20/09 (KC)
4. Corey Dillon (CIN)	2nd, 201	10/22/00 (DEN)
5. Barry Sanders (DET)	2nd, 200	11/13/94 (TB)

**MOST RUSHING YARDS IN A QUARTER - (Since 1991)**

Name	Qtr	Yds	Date (Opp.)
1. Jamaal Charles (KC)	3rd	165	12/23/12 (IND)
2. Jamaal Charles (KC)	3rd	162	9/23/12 (NO)
3. LeSean McCoy (PHI)	4th	148	12/8/13 (DET)
4. Adrian Peterson (MIN)	4th	146	11/4/07 (SD)
4. Kenneth Davis (BUF)	2nd	146	11/22/92 (ATL)
<b>6. Doug Martin (TB)</b>	<b>3rd</b>	<b>143</b>	<b>11/4/12 (OAK)</b>
6. Marshall Faulk (STL)	1st	143	11/11/01 (CAR)
6. Thomas Jones (NYJ)	2nd	143	10/18/09 (BUF)
9. Terrell Davis (DEN)	1st	138	9/13/98 (DAL)
10. Adrian Peterson (MIN)	4th	137	11/15/15 (OAK)
10. Jamal Lewis (BAL)	3rd	137	12/21/03 (CLE)

## EXCELLENT EVANS

### EVANS AT THE TOP

The 2014 rookie receiver class was lauded as one of the best in NFL history with 12 rookies recording at least 500 receiving yards, including three with 1,000+ receiving yards. One of those three was Buccaneers wide receiver Mike Evans, whose 1,051 receiving yards and 12 touchdowns announced his presence as a standout wide receiver in the NFL.

Evans has continued his success since then and is proving to be one of the best in a historic class, ranking second in receiving yards and receiving touchdowns, while posting the third-most receptions.

### 2014 DRAFT CLASS RECEIVING LEADERS (Career)

Player	GP	Rec.	TD	Yards
1. Odell Beckham (NYG)	37	246	31	3,574
<b>2. Mike Evans (TB)</b>	<b>40</b>	<b>207</b>	<b>23</b>	<b>3,173</b>
3. Jarvis Landry (MIA)	42	254	11	2,601
4. Allen Robinson (JAC)	36	179	22	2,515
5. Jordan Matthews (PHI)	42	205	19	2,508
6. Brandin Cooks (NO)	36	188	18	2,424
7. Allen Hurns (JAC)	41	149	18	2,173
8. Sammy Watkins (BUF)	31	131	15	2,092
9. John Brown (ARI)	40	143	13	2,079
10. Kelvin Benjamin (CAR)	26	119	13	1,691

Evans has posted 11 100-yard receiving games, the second-most from the draft class

### 2014 NFL DRAFT CLASS MOST 100-YARD RECEIVING GAMES

Rank	Player (Team)	100-Yd. Games
1.	WR Odell Beckham Jr. (NYG)	17
<b>2.</b>	<b>WR Mike Evans (TB)</b>	<b>11</b>
2.	WR Sammy Watkins (BUF)	9
4.	WR Jordan Matthews (PHI)	8
5.	WR Allen Hurns (JAC)	7
5.	WR Allen Robinson (JAC)	7

### ROOKIE ROCKSTAR

Evans managed to measure up to his rookie counterparts, tying for the most receiving touchdowns (12), while having the second-most receiving yards (1,051), and the fourth-most receptions (68) by a rookie in 2014.

### 2014 ROOKIE RECEIVING YARD LEADERS

Player	GP	Rec.	TD	Yards
1. Odell Beckham (NYG)	12	91	12	1,305
<b>2. Mike Evans (TB)</b>	<b>15</b>	<b>68</b>	<b>12</b>	<b>1,051</b>
3. Kelvin Benjamin (CAR)	16	73	9	1,008
4. Sammy Watkins (BUF)	16	65	6	982
5. Jordan Matthews (PHI)	16	67	8	872

### SINGLE-GAME ROOKIE RECEIVING YARD LEADERS SINCE 1960

Player	Date (Opp.)	Rec.	TD	Yards
1. Jerry Butler (BUF)	9/23/79 (vs. NYJ)	10	4	255
2. Jerry Rice (SF)^	12/9/85 (vs. RAM)	10	1	241
3. Justin Blackmon (JAC)	11/18/12 (at HOU)*	7	1	236
4. Eddie Kennison (STL)	12/15/96 (at ATL)	5	3	226
5. Anquan Boldin (ARI)	9/7/03 (at DET)	10	2	217
6. Mark Carrier (TB)	12/6/87 (at NO)	8	1	212
7. Jackie Smith (STL)^	10/13/63 (vs. PIT)	9	2	212
8. Sammy White (MIN)	11/7/76 (vs. DET)	7	2	210
<b>9. Mike Evans (TB)</b>	<b>11/16/14 (at WAS)</b>	<b>7</b>	<b>2</b>	<b>209</b>
10. Rod Gardner (WAS)	10/21/01 (vs. CAR)*	6	1	208

\* Overtime game

^ Inducted into the Pro Football Hall of Fame

Evans had 12 receiving touchdowns on the season, tied for the third-most in a single season by a rookie since the merger.

### NFL MOST RECEIVING TOUCHDOWNS IN A SINGLE SEASON (Rookies Since 1970)

Rank	Player	TDs
1.	WR Randy Moss, MIN, 1998	17
2.	WR John Jefferson, SD, 1978	13
<b>3.</b>	<b>WR Mike Evans, TB 2014</b>	<b>12</b>
3.	WR Odell Beckham, NYG 2014	12
5.	WR Mike Williams, TB, 2010	11

Evans' three multi-touchdown games were the most in a single season in franchise history and tied for the fourth-most by a rookie since the merger.

Evans had 1,051 receiving yards as a rookie, the 10th-most in a single season by a rookie since the merger.

### NFL MOST RECEIVING YARDS IN A SINGLE SEASON (Rookies Since 1970)

Rank	Player	Yards
1.	WR Anquan Boldin, ARI, 2003	1,377
2.	WR Randy Moss, MIN, 1998	1,313
3.	WR Odell Beckham, NYG 2014	1,305
4.	WR Michael Clayton, TB, 2004	1,193
5.	WR Terry Glenn, NE, 1996	1,132
6.	WR Bill Brooks, IND, 1986	1,131
7.	WR Ernest Givins, HOU, 1986	1,131
8.	WR Amari Cooper, OAK, 2015	1,070
9.	WR A.J. Green, CIN, 2011	1,057
<b>10.</b>	<b>WR Mike Evans, TB 2014</b>	<b>1,051</b>

## EXCELLENT EVANS

### IN BUCCANEERS HISTORY

Evans had a record-setting rookie season, setting a new franchise record for receiving touchdowns, tying for the most touchdowns from scrimmage by a rookie, while finishing with the second-most receiving yards and receptions by a Buccaneers rookie.

#### MOST RECEIVING TOUCHDOWNS BY A ROOKIE - (Team History)

Rank	Player, Year	TDs
1.	<b>WR Mike Evans, 2014</b>	<b>12</b>
2.	WR Mike Williams, 2010	11
3.	WR Michael Clayton, 2004	7
4.	WR Kevin House, 1980	5
4.	TE Tim Wright, 2013	5

#### MOST SCRIMMAGE TOUCHDOWNS BY A ROOKIE - (Team History)

Player, Year	Rec. TD	Rush TD	Total TD
<b>1. WR Mike Evans, 2014</b>	<b>12</b>	<b>0</b>	<b>12</b>
<b>1. RB Doug Martin, 2012</b>	<b>1</b>	<b>11</b>	<b>12</b>
3. WR Mike Williams, 2010	11	0	11
4. RB Lars Tate, 1988	1	7	8
5. WR Michael Clayton, 2004	7	0	7
5. WR Warrick Dunn, 1997	3	4	7
5. RB Errict Rhett, 1994	0	7	7

#### MOST RECEIVING YARDS BY A ROOKIE - (Team History)

Rank	Player, Year	Yards
1.	WR Michael Clayton, 2004	1,193
<b>2.</b>	<b>WR Mike Evans, 2014</b>	<b>1,051</b>
3.	WR Mike Williams, 2010	964
4.	WR Lawrence Dawsey, 1991	818
5.	WR Horace Copeland, 1993	633

#### MOST RECEPTIONS BY A ROOKIE - (Team History)

Rank	Player, Year	Rec.
1.	WR Michael Clayton, 2004	80
<b>2.</b>	<b>WR Mike Evans, 2014</b>	<b>68</b>
3.	FB Mike Alstott, 1996	65
3.	WR Mike Williams, 2010	65
5.	WR Lawrence Dawsey, 1991	55

At Cleveland (11/2), Evans recorded seven catches for 124 yards and two touchdowns, becoming only the second Buccaneers rookie with 100 or more yards and two or more touchdowns in a single game (Horace Copeland, 104 yards & two touchdowns at Atlanta, 10/31/93).

Also, at only 21 years and 73 days old, Evans became the youngest player in NFL history with 100 or more yards and two or more touchdowns in a single game.

Against Atlanta (11/9), Evans posted 125 receiving yards, the fifth-most by a rookie in franchise history and became the first Bucs rookie with consecutive 100-yard games.

At Washington (11/16), Evans recorded 206 receiving yards, the third-most in franchise history. He became the youngest player in NFL history to record 200 or more receiving yards. His 206 yards the most by a rookie since Justin Blackmon in 2012 (236 yards, 11/18/12 at Houston - OT game).

Evans caught two passes for 50+ yards at Washington (11/6), becoming the sixth player in team history with multiple receptions of 50+ yards in the same game.

He also had two touchdowns at Washington, becoming the second player in franchise history to record 200 yards and two or more touchdowns in the same game. Evans and Bryant are also the only players in team history with three consecutive 100-yard games with a touchdown and Evans is the first rookie in team history with three consecutive games with a touchdown since WR Mike Evans in 2010 (12/19/10 vs. DET-12/11 at NO).

He is the first rookie in the NFL with 200 or more yards and two touchdowns since Anquan Boldin (217 yards, two touchdowns at Detroit, 9/7/03)

#### MOST RECEIVING YARDS IN A SINGLE GAME (Team History)

Player	Opponent-Date	Receiving Yards
1. Vincent Jackson	vs. NO-10/21/12	216
2. Mark Carrier*	at NO-12/6/87	212
<b>3. Mike Evans*</b>	<b>at WAS-11/16/14</b>	<b>209</b>
4. Antonio Bryant	at CAR-12/8/08	200
5. Kevin House	at OAK-10/18/81	178

\*Rookie



## EXCELLENT EVANS

Evans had his fourth consecutive game with a receiving touchdown at Chicago (11/23), matching a franchise record, done five times previously, most recently by Mike Williams (12/19/10 vs. DET-9/11/11 vs. DET).

At Detroit (12/7), Evans had his third game of the season with multiple receiving touchdowns, the most in a single season in team history.

Evans had 12 receiving touchdowns in 2014, the most receiving touchdowns in franchise history and tied for the second-most total touchdowns.

### MOST RECEIVING TOUCHDOWNS IN A SINGLE SEASON – Team History

Rank	Player	TDs
1.	<b>WR Mike Evans, 2014*</b>	<b>12</b>
2.	WR Mike Williams, 2010*	11
3.	WR Joey Galloway 2005	10
4.	WR Mark Carrier, 1989	9
4.	WR Bruce Hill, 1988	9
4.	WR Kevin House, 1981	9
4.	WR Mike Williams, 2012	9
8.	TE Jimmie Giles, 1985	8
8.	<b>WR Mike Evans, 2016</b>	<b>8</b>
8.	WR Vincent Jackson, 2012	8
8.	WR Keyshawn Johnson, 2000	8
8.	WR Keenan McCardell, 2003	8

\*Rookie

### MOST TOUCHDOWNS - SINGLE SEASON (Team History)

Rank	Player	Year	TDs
1.	RB James Wilder	1984	13 (13 rush)
2.	<b>WR Mike Evans*</b>	<b>2014</b>	<b>12 (12 rec.)</b>
2.	<b>RB Doug Martin*</b>	<b>2012</b>	<b>12 (11 rush, 1 rec.)</b>
4.	WR Mike Williams*	2010	11 (11 rec.)
4.	FB Mike Alstott	2001	11 (10 rush, 1 rec.)
4.	RB Errict Rhett	1995	11 (11 rush)
6.	WR Joey Galloway	2005	10 (10 rec.)
6.	RB Michael Pittman	2004	10 (7 rush, 3 rec.)
6.	FB Mike Alstott	1997	10 (7 rush, 3 rec.)
6.	RB James Wilder	1985	10 (10 rush)

\*Rookie

### BUCCANEERS ALL-TIME SINGLE GAME ROOKIE RECEIVING YARD LEADERS

Player	Date (Opp.)	Rec.	TD	Yards
1. Mark Carrier	12/6/87 (at NO)	8	1	212
<b>2. Mike Evans</b>	<b>11/16/14 (at WAS)</b>	<b>7</b>	<b>2</b>	<b>209</b>
3. Michael Clayton	12/12/04 (at SD)	9	1	145
4. Michael Clayton	10/18/04 (at STL)	8	0	142
5. Kevin House	12/20/80 (vs. CHI)	3	0	138
<b>6. Mike Evans</b>	<b>11/9/14 (vs. ATL)</b>	<b>7</b>	<b>1</b>	<b>125</b>
<b>7. Mike Evans</b>	<b>11/2/14 (at CLE)</b>	<b>7</b>	<b>2</b>	<b>124</b>
8. Arrelious Benn	12/12/10 (at WAS)	4	0	122
9. Steve Holloway	10/18/1987 (vs. MIN)	8	0	107
10. Warrick Dunn	9/21/97 (vs. MIA)	6	1	106

### DEEP THREAT

Evans proved his ability to make plays down the field as a rookie. His 13 receptions of 25+ yards were the sixth-most in the NFL in 2014 and his 15.5 yards per catch were the fifth-highest among receivers with at least 60 receptions.

### 2014 NFL MOST RECEPTIONS OF 25+ YARDS

Rank	Player, Team	25+ Yd. Rec.
1.	WR T.Y. Hilton, Indianapolis	17
2.	WR Emmanuel Sanders, Denver	16
3.	WR DeSean Jackson, Washington	15
3.	WR Demaryius Thomas, Denver	15
5.	WR Antonio Brown, Pittsburgh	14
<b>6.</b>	<b>WR Mike Evans, Tampa Bay</b>	<b>13</b>

### 2014 NFL HIGHEST RECEIVING AVG. (Min. 60 Rec.)

Rank	Player, Team	Rec. Avg.
1.	WR T.Y. Hilton, Indianapolis	16.4
2.	WR DeAndre Hopkins, Houston	15.9
3.	WR Jeremy Maclin, Philadelphia	15.5
4.	WR Jordy Nelson, Green Bay	15.5
<b>5.</b>	<b>WR Mike Evans, Tampa Bay</b>	<b>15.5</b>



## DOMINANT DAVID

Since entering the NFL in 2012, Lavonte David has shown himself to be one of the top linebackers in the league, earning All-Rookie honors from nearly every publication his first season, then following up with an All-Pro year in 2013 and a Pro Bowl selection in 2015.

In his fifth season, David has already set some impressive marks around the NFL.

### DAVID SINCE ENTERING THE LEAGUE

In each of his first four seasons, David has increased his tackle total, going from 139 as a rookie, 144 in his second year, 146 in his third season and 147 in 2015.

Over the past five seasons, he has made the second-most tackles in the NFL, while tallying the most solo tackles during that span.

### 2012-16 NFL TACKLE LEADERS

Rank	Player (Current Team)	Tackles
1.	LB Luke Kuechly (CAR)	693
<b>2.</b>	<b>LB Lavonte David (TB)</b>	<b>626</b>
3.	LB D'Qwell Jackson (IND)	615
4.	LB Paul Posluszny (JAC)	589
5.	LB Bobby Wagner (SEA)	584

### 2012-16 NFL SOLO TACKLE LEADERS

Rank	Player (Current Team)	Solo Tackles
<b>1.</b>	<b>LB Lavonte David (TB)</b>	<b>443</b>
2.	LB Luke Kuechly (CAR)	442
3.	LB Paul Posluszny (JAC)	441
4.	LB Lawrence Timmons (PIT)	374
5.	LB Jerrell Freeman (CHI)	366

Since 2012, David has the second-most run stuffs of any player in football.

### 2012-16 STUFFS LEADERS

Rank	Player (Current Team)	Stuffs
1.	DE J.J. Watt (HOU)	67.5
<b>2.</b>	<b>LB Lavonte David (TB)</b>	<b>53.0</b>
3.	DE Michael Bennett (SEA)	40.5
4.	DE Calais Campbell (ARI)	38.0
5.	DT Ndamukong Suh (MIA)	37.5

David has also been one of the leaders in tackles for loss over the last five seasons. His 79 TFLs during that stretch rank him second in the NFL, and he is one of only two players in the league to post three consecutive seasons (2012-14) with at least 15 tackles for loss (also J.J. Watt, 2012-15).

### 2012-16 NFL TACKLE FOR LOSS LEADERS

Rank	Player (Current Team)	TFL
1.	DE J.J. Watt (HOU)	120
<b>2.</b>	<b>LB Lavonte David (TB)</b>	<b>79</b>
3.	LB Von Miller (DEN)	70
3.	DT Ndamukong Suh (MIA)	70
5.	LB Ryan Kerrigan (WAS)	67
6.	DE Michael Bennett (SEA)	66
6.	DE Calais Campbell (ARI)	66
8.	LB Justin Houston (KC)	57
8.	LB Clay Matthews (GB)	57
10.	DT Geno Atkins (CIN)	57
10.	DE Mario Williams (MIA)	56

David has shown his ability to help not only stop the run, but to defend the pass. Since entering the NFL in 2012, David is second in the league in interceptions by a linebacker and has the third-most passes defended during that span.

### 2012-16 NFL INTERCEPTIONS - (Linebackers)

Rank	Player (Team)	INT
1.	Luke Kuechly (CAR)	12
<b>2.</b>	<b>Lavonte David (TB)</b>	<b>9</b>
2.	Thomas Davis (CAR)	9
2.	Paul Posluszny (JAC)	9
5.	Karlos Dansby (CIN)	8
5.	DeAndre Levy (DET)	8

### 2012-16 NFL PASSES DEFENSED - (Linebackers)

Rank	Player (Team)	PD
1.	Luke Kuechly (CAR)	42
2.	Karlos Dansby (CIN)	40
<b>3.</b>	<b>Lavonte David (TB)</b>	<b>33</b>
3.	Mark Barron (LA)	33
<b>5.</b>	<b>Daryl Smith (TB)</b>	<b>30</b>

## DOMINANT DAVID

### HISTORICAL PERFORMANCE

In his first four seasons, David has totaled 534 tackles, 12.0 sacks and nine interceptions. He is the only player in the NFL during the last four years to total at least 500 tackles, 10.0 sacks and five interceptions. The start to his career compares with several of his most notable peers, as well as Hall of Famers.

#### NOTABLE LINEBACKERS - FIRST FOUR SEASONS

Player	Years	Tkls	Sacks	INT	FF
Patrick Willis	2007-10	692	17.0	5	12
Luke Kuechly*	2012-15	591	7.0	11	3
Ray Lewis*	1996-99	582	13.0	7	2
<b>Lavonte David</b>	<b>2012-15</b>	<b>576</b>	<b>13.0</b>	<b>9</b>	<b>8</b>
Zach Thomas	1996-99	552	5.5	8	7
Derrick Brooks*^	1995-98	515	2.5	4	6
Brian Urlacher	2000-03	507	21.0	6	4
Junior Seau^	1990-92	445	12.5	4	2
Lance Briggs	2003-05	445	3.5	6	7

\*Won NFL Defensive Player of the Year in span.

^Selected to Pro Football Hall of Fame.

In 2013, David put together a historical season, one that ranked alongside some of the best linebackers in NFL history.

#### NOTABLE LINEBACKER SEASONS SINCE 1982

Player	Year	Tkls	Sacks	INT
Ray Lewis*^	2003	163	1.5	6
Luke Kuechly^*	2013	156	2.0	4
<b>Lavonte David^</b>	<b>2013</b>	<b>144</b>	<b>7.0</b>	<b>5</b>
Junior Seau^	1996	138	7.0	2
Ray Lewis*^	2000	136	3.0	2
Brian Urlacher*^	2005	122	6.0	0
Hardy Nickerson^	1996	120	3.0	2
Derrick Brooks*^	2002	118	1.0	5
Patrick Willis^	2009	114	4.0	3
Mike Singletary*^	1985	113	3.0	1
Lance Briggs^	2005	107	2.0	2
Thomas Davis^	2015	105	5.5	4

\*Won NFL Defensive Player of the Year.

^Named to an All-Pro team following the season.

David joined former All-Pro S Dave Duerson (1986) as the only two players since 1982 to record at least 7.0 sacks and five interceptions in the same season. David is the only linebacker to ever do so.

### PASS RUSH SPECIALIST

In 2013, Lavonte David showed off a pass-rushing ability not usually seen from linebackers in a 4-3 defense, finishing the season with 7.0 sacks, tied for the third-most

David's 7.0 sacks in 2013 are tied for the third-most by a linebacker in team history


#### MOST SACKS BY A LINEBACKER - SINGLE SEASON (Team History)

Player	Year	Sacks
1. Broderick Thomas	1991	11
2. Broderick Thomas	1990	7.5
<b>3. Lavonte David</b>	<b>2013</b>	<b>7.0</b>
3. Lonnie Marts	1996	7.0
5. Chris Washington	1987	6.5

For his career, David has totaled 14.0 sacks, tied for the fourth-most by a linebacker in team history.

#### MOST SACKS BY A LB - Team History

Rank	Player	Sacks
1.	Broderick Thomas, 1989-93	26.5
2.	Chris Washington, 1984-88	17.5
<b>3.</b>	<b>Lavonte David, 2012-Pres.</b>	<b>14.0</b>
4.	Derrick Brooks, 1995-2008	13.5
5.	Shelton Quarles, 1997-2006	13.0



## DOMINANT DAVID

### IN COVERAGE

David finished 2013 with five interceptions, tied for the most ever by a Buccaneers linebacker in a single season.

David has nine career interceptions, tied for the third-most by a linebacker in team history.

### MOST INTERCEPTIONS IN A SINGLE SEASON (Linebackers - Team History)

Player	Year	INT
1. Derrick Brooks	2002	5
<b>1. Lavonte David</b>	<b>2013</b>	<b>5</b>
1. Cecil Johnson	1981	5
4. Derrick Brooks	1999	4
4. Jamie Duncan	1977	4
4. Richard Wood	1984	4

Against Buffalo (12/8/13), David recorded two interceptions, becoming the first Buccaneer to record multiple interceptions in the same game since CB Aqib Talib in 2010 (2 at ARI, 10/31/10) and the first Buccaneers linebacker to record multiple interceptions in the same game since Derrick Brooks (2 vs. CHI, 10/24/99). David is one of only six Buccaneers linebackers ever to record multiple interceptions in the same game. He did so again against Philadelphia (11/22/15), becoming the first linebacker in team history with more than one multi-interception game.

### MULTIPLE INTERCEPTIONS IN A SINGLE GAME (Linebackers - Team History)

Player	Opponent-Date	INT
Derrick Brooks	vs. CHI-10/24/99	2
<b>Lavonte David</b>	<b>vs. BUF-12/8/13</b>	<b>2</b>
<b>Lavonte David</b>	<b>at PHI-11/22/15</b>	<b>2</b>
Cecil Johnson	vs. DET-10/4/81	2
Dave Lewis	vs. CHI-10/22/78	2
Broderick Thomas	at NO-11/1/92	2
Richard Wood	at NO-12/11/77	2

### MOST INTERCEPTIONS BY A LB - Team History

Rank	Player	INT
1.	Derrick Brooks, 1995-2008	25
2.	Dave Lewis, 1977-81	10
<b>3.</b>	<b>Lavonte David, 2012-Pres.</b>	<b>9</b>
3.	Cecil Johnson, 1977-85	9
3.	Richard Wood, 1976-84	9

### DAVID & BROOKS

David has drawn comparisons to former Buccaneers' great LB Derrick Brooks. An 11-time Pro Bowler and nine-time All-Pro, Brooks is one of the most decorated players in Tampa Bay history, even earning NFL Defensive Player of the Year in 2002. Through their first 72 games played, David compares favorably to the Hall of Famer.

### D. BROOKS & L. DAVID (First 72 Games Played)

Player	Tackles	Sacks	Stuffs	INT	PD	FF	FR
David	626	14.0	53.0	9	33	11	4
Brooks	581	2.5	32.0	7	41	6	1

In 2013 David earned a first-team All-Pro selection, joining Brooks and Hardy Nickerson as the only linebackers in franchise history to earn that distinction.

### MOST FIRST-TEAM ALL-PRO SELECTIONS - LINEBACKERS (Team History)

Player	Selections	Years
Derrick Brooks	5	1999-2000, 2002, 2004-05
Hardy Nickerson	2	1993, 1997
<b>Lavonte David</b>	<b>1</b>	<b>2013</b>

**MCCOY IN 2015**

Gerald McCoy had 8.5 sacks in 2015, tied for the 16th-most in the league and the fourth-most by a defensive tackle in the NFL.

**2015 NFL SACK LEADERS - DEFENSIVE TACKLES**

Rank	Player	Sacks
1.	DT Geno Atkins (CIN)	11.0
1.	DT Aaron Donald (LA)	11.0
1.	DT Kawann Short (CAR)	11.0
<b>4.</b>	<b>DT Gerald McCoy (TB)</b>	<b>8.5</b>
5.	DT Jurrell Casey (TEN)	7.0

**MCCOY SINCE 2013**

Since 2013, McCoy has the most sacks by any defensive tackle in the NFL.

**NFL SACK LEADERS - DEFENSIVE TACKLES (2013-16)**

Rank	Player	Sacks
<b>1.</b>	<b>Gerald McCoy (TB)</b>	<b>31.0</b>
2.	Jurrell Casey (TEN)	25.5
3.	Aaron Donald (LA)	25.0
3.	Ndamukong Suh (MIA)	25.0
5.	Geno Atkins (CIN)	24.5

More than just a pass-rusher, McCoy has shown his ability at stopping the run. His 48 tackles for loss are the fourth-most by a defensive tackle since 2012.

**NFL TFL LEADERS - DEFENSIVE TACKLES (2012-16)**

Rank	Player	TFL
1.	Ndamukong Suh (MIA)	70
2.	Geno Atkins (CIN)	56
3.	Aaron Donald (LA)	52
<b>4.</b>	<b>Gerald McCoy (TB)</b>	<b>48</b>
5.	Jurrell Casey (TEN)	45

**MCCOY IN TEAM HISTORY**

McCoy's 9.5 sacks in 2013 are tied for the fifth-most in a single season by a defensive tackle. He is only the third defensive tackle in Buccaneers history to top 9.0 sacks in a single season (Warren Sapp, Santana Dotson)

**MOST SACKS, SINGLE SEASON - DEFENSIVE TACKLES (Team History)**

Rank	Player	Year	Sacks
1.	Warren Sapp	2000	16.5
2.	Warren Sapp	1999	12.5
3.	Warren Sapp	1997	10.5
4.	Santana Dotson	1992	10.0
5.	David Logan	1983	9.5
<b>5.</b>	<b>Gerald McCoy</b>	<b>2013</b>	<b>9.5</b>

For his career, McCoy has 40.0 sacks, the second-most by a defensive tackle in team history and tied for the fifth-most in franchise history.

**MOST SACKS - DEFENSIVE TACKLE (Team History)**

Rank	Player	Sacks
1.	Warren Sapp, 1995-2003	77.0
<b>2.</b>	<b>Gerald McCoy, 2010-Pres.</b>	<b>40.0</b>
3.	David Logan, 1979-86*	39.0
4.	Brad Culpepper, 1994-99	33.0
5.	Santana Dotson, 1992-95	23.0

\* Sacks were not an official stat until 1982. Logan is credited with 28.5 by Stats, Inc.

**MOST SACKS - TEAM HISTORY**

Rank	Player	Sacks
1.	Lee Roy Selmon, 1976-84*	78.5
2.	Warren Sapp, 1995-2003	77.0
3.	Simeon Rice, 2001-06	69.5
<b>4.</b>	<b>Gerald McCoy, 2010-Pres.</b>	<b>40.0</b>
5.	David Logan, 1979-86*	39.0
6.	Chidi Ahanotu, 1993-00, 2004	34.5
7.	Brad Culpepper, 1994-99	33.0
8.	Ronde Barber, 1997-2012	28.0
9.	Broderick Thomas, 1989-93	26.5
10.	Greg Spires, 2002-07	26.0

\* Sacks were not an official stat until 1982. Selmon is credited with 23.0 & Logan is credited with 28.5 by Stats, Inc.



## ALEXANDER THE GREAT

Buccaneers General Manager Jason Licht spent 12 of his first 13 draft picks with Tampa Bay on offense. But in a case of quality over quantity, Licht's first (and only) selection on the defensive side of the ball came in the fourth round of the 2015 NFL Draft, with the Buccaneers selecting LB Kwon Alexander out of LSU. Alexander immediately took over as the starter at middle linebacker and has made his presence known and earned PFWA All-Rookie honors.

### ALEXANDER VS. ROOKIE DEFENDERS

In 2015, Alexander made plays all over the field, totaling 93 tackles, five tackles for loss, nine passes defended, two interceptions (15 return yards), 3.0 sacks, two forced fumble and one fumble recovery.

#### 2015 NFL NOTABLE ROOKIE DEFENDERS (Sorted by Total Tackles)

Player	Tkl.	Sacks	PD	INT	FF	FR
1. LB Stephone Anthony (NO)	112	1.0	5	1	2	1
2. S Landon Collins (NYG)	108	0.0	9	1	0	0
<b>3. LB Kwon Alexander (TB)</b>	<b>93</b>	<b>3.0</b>	<b>9</b>	<b>2</b>	<b>2</b>	<b>1</b>
4. LB Eric Kendricks (MIN)	92	4.0	1	0	0	0
5. CB Ronald Darby (BUF)	68	0.0	21	2	0	0
6. S Adrian Amos (CHI)	67	1.0	2	0	0	0
6. LB Denzel Perryman (SD)	67	2.0	0	0	1	0
8. CB Byron Jones (DAL)	65	0.0	8	0	0	0
9. S Jaquiski Tartt (SF)	64	2.0	3	1	1	0
10. DE Leonard Williams (NYJ)	63	3.0	0	0	0	0
11. CB Marcus Peters (KC)	60	0.0	26	8	1	0
12. LB Benardrick McKinney (HOU)	58	1.0	0	0	0	0
13. S Kysheon Jarrett (WAS)	57	0.0	4	0	1	0
13. CB Damarious Randall (GB)	56	0.0	14	3	0	0
15. CB Kevin Johnson (HOU)	52	0.0	9	1	0	0
16. LB Hau'oli Kikaha (NO)	50	4.0	2	0	4	1
17. LB Jordan Hicks (PHI)	49	1.0	3	2	1	3

Alexander was one of three players in the NFL with at least 90 tackles, five passes defended, 3.0 sacks, two interceptions, two forced fumble and one fumble recovery (also Lavonte David & Thomas Davis).

### ALEXANDER IN BUCCANEERS HISTORY

While Alexander has proven himself an adept tackler, ranking second on the team, he has made his biggest contributions to the team by forcing turnovers. Despite playing only 12 games as a rookie, he created three takeaways (two interceptions, one fumble recovery).

Alexander's two interceptions are tied for the eighth-most by a rookie in team history and are tied for the most ever by a Buccaneers rookie linebacker (also Hugh Green and Dave Lewis).

#### MOST INTERCEPTIONS, ROOKIES – Team History

Rank	Player, Years	INTs
1.	CB Donnie Abraham, 1996	5
2.	DB David Greenwood, 1985	5
3.	CB Johnthan Banks, 2013	3
3.	S Tony Covington, 1991	3
3.	CB Leonard Johnson, 2012	3
3.	DB Vito McKeever, 1986	3
3.	DB Paul Tripoli, 1987	3
<b>8.</b>	<b>LB Kwon Alexander, 2015</b>	<b>2</b>
8.	LB Hugh Green, 1981	2
8.	S Cody Grimm, 2010	2
8.	S Odie Harris, 1988	2
8.	DB Ray Isom, 1987	2
8.	S Tanard Jackson, 2007	2
8.	S Curtis Jordan, 1976	2
8.	LB Dave Lewis, 1977-78	2

Alexander tied with former linebackers Keith Browner (2.0 in 1984) and Mason Foster (2.0 in 2011) for the second-most sacks by a rookie linebacker in team history. Alexander joins former S David Greenwood as the only rookies in team history to have at least 2.0 sacks and two interceptions in their first season.

## STRENGTH OF THE SOUTH

Over the previous 14 seasons, one could argue that the toughest division in the NFL is the NFC South. Since realignment in 2002, the NFC South is one of only four divisions in the NFL to have every team earn a division championship, and is the only division to have each of its teams make a conference championship appearance. The NFC East, NFC West and AFC West are the only other divisions to have all four teams earn a division championship since realignment.

The NFC South has also been represented eight times in a conference championship game, tied for the best in the NFC and tied for the second-most in the NFL. The NFC South is also tied for the second-most appearances in the Super Bowl (4), the second-most by any NFC division. It is also tied for the most different teams to the Super Bowl of any division, sending three different teams (Tampa Bay, Carolina, New Orleans), a feat that only the NFC West has matched (Arizona, San Francisco and Seattle).

### SUPER BOWL APPEARANCES & WINS SINCE 2002

Division	Appearances	Wins
AFC East	5	3
NFC West	5	1
AFC North	4	3
<b>NFC South</b>	<b>4</b>	<b>2</b>
NFC East	3	2
AFC South	2	1
NFC North	2	1
AFC West	3	1

### CONFERENCE CHAMPIONSHIP GAME APPEARANCES SINCE 2002

Division	Number
AFC East	11
<b>NFC South</b>	<b>8</b>
NFC West	8
AFC North	7
NFC East	6
NFC North	6
AFC South	5
AFC West	5

The NFC South is also the only division to have more than one team win a Super Bowl (Tampa Bay, New Orleans), since 2002. The NFC South has had a very even split of division champions, with three of the four teams winning three times each and the Panthers having captured five division titles.

### NFC SOUTH DIVISION TITLES SINCE 2002

Team	Number
Carolina	5
<b>Tampa Bay</b>	<b>3</b>
Atlanta	3
New Orleans	3

In 2010, the NFC South recorded another impressive feat, as they were the only division to have three teams finish with a winning record, with three of the four teams finish with a double-digit win total (Atlanta – 13-3; New Orleans – 11-5; Tampa Bay – 10-6). It marked just the second time, dating back to realignment in 2002, that a division has had three teams with double-digit wins in the same season (also the AFC South in 2007). The feat was matched by the NFC North in 2012, the NFC West in 2013 and the AFC North in 2014.

In 2008, the NFC South again showed its overall strength, as it finished as one of only three divisions in the League to have three of its four teams with a record of 9-7 or better (also AFC East and NFC East) and is one of two divisions to have all of its teams at 8-8 or better (also NFC East). The NFC South also finished with a remarkable 27-5 overall home record in 2008, the best combined home winning percentage by a division in NFL history (.844), with the next best division last season, the NFC East, holding an 23-9 record at home. The South was also a near-perfect 11-1 at home when facing other South division opponents in 2008. The Bucs contributed significantly to that mark, as they finished 6-2 at home, winning their first six games at Raymond James Stadium in 2008.

### BEST COMBINED HOME RECORD BY A DIVISION IN NFL HISTORY

Year	Division	Record	Pct.
<b>2008</b>	<b>NFC South</b>	<b>27-5</b>	<b>.844</b>
2003	NFC West	26-6	.813
1988	AFC Central	25-7	.781
1971	AFC West	20-6-2	.769*
1988	AFC East	30-9-1	.763
1976	AFC Central	21-7	.750
1995	NFC Central	30-10	.750
2013	NFC West	24-8	.750

\*Prior to 1972, tie games were not counted in winning percentage.

BUCCANEERS DEBUT VIDEO BOARDS & HALL OF FAME CLUBS



On Friday, August 26, the Tampa Bay Buccaneers played their first home game of the 2016 preseason against the Cleveland Browns, offering Buccaneers fans their first opportunity to see the team's all-new video boards and sound system, as well as the team's premium seating Hall of Fame Club. These upgrades are just part one of the comprehensive renovations scheduled for Raymond James Stadium.

Two new main video displays, one towering over each end zone, measure 60 feet high by 160 feet wide for 9,600 square feet each. Four tower displays have also been installed, one in each corner of the stadium, and measure approximately 61 feet high by 43 feet wide for 2,304 square feet each. The total display area of 28,416 square feet is third largest in the NFL.

**FACTS & FIGURES**

- End zone displays: **60 feet high by 160 feet wide** - a total of **9,600 square feet**
- Tower displays: **61 high by 43 feet wide** - a total of **2,304 square feet**
- Total display size: **28,416 square feet-third-largest in NFL**
- Sound system: **distributed audio throughout the stadium**

These displays' excellent image clarity and contrast, sun-cutting brightness, and industry-leading environmental protection will keep them operating as expected in the harsh coastal elements. They are capable of variable content zoning which allows them each to show one large image or to show multiple windows with any variety of live video, instant replays, up-to-the-minute statistics, game information, graphics, animations and sponsorship messages.

This installation also features four additional scoreboard displays – two above each main display – measuring approximately 7 feet high by 45 feet wide. Two ribbon displays, one on each sideline's seating fascia, each measure 6 feet high by 680 feet long. All six displays feature 15HD pixel layouts and provide the ability to supplement content on the main displays as well as highlight sponsors throughout events.

The team also be debuted the Hall of Fame Clubs – an all-new, premium seating concept featuring all-inclusive food and drink options, air-conditioned comfort and one of the best views of the action on the field. The new clubs – which are located on the suite level of Raymond James Stadium – will be limited to 240 seats and feature expansive, 9,500 square-foot, open-floor designs, including prime food and drink options as well as a full liquor bar for purchase.

Membership in the Hall of Fame Clubs provide VIP access to all Raymond James Stadium events including all Buccaneers home games, USF home football games, the Outback Bowl, Monster Jam, concerts and other special events included in one price. Members will also have the option to purchase their seats for the 2017 College Football National Championship Game.





**TREASURE CHESTS 5K RUN/WALK & CORPORATE CHALLENGE**



On Saturday, October 29, the Tampa Bay Buccaneers hosted the fourth annual Treasure Chests 5K Run/Walk & Corporate Challenge around the grounds of Raymond James Stadium, kicking off the Buccaneers' involvement in the NFL-wide Breast Cancer Awareness activities. With over 4,000 registered for the race, this year's Male Overall Winner, Steven Wilcox, finished with a time of 17:21, and the event's Female Overall Winner, Jacki Wachtel, completed the race in 18:04.

Including today's donation, the Buccaneers have distributed more than \$140,000 over the past four years towards breast cancer awareness and patient services, benefitting the American Cancer Society, Florida Cancer Specialists Foundation, the Florida Hospital Foundation, and Moffitt Cancer Center.



Below are the results of the top overall finishers in each major category of Saturday morning's race:

<b>Name</b>	<b>Time</b>	<b>Category</b>
Steven Wilcox	17:21	Male
Jacki Wachtel	18:04	Female
Jens Ellermann	18:32	Masters Male
Debra Donald	22:27	Masters Female
Roger Scott	19:09	Grand Masters Male
Jennifer Hopkins-Flory	23:12	Grand Masters Female

The Treasure Chests 5K Run/Walk and Corporate Challenge began and ended on Tom McEwen Boulevard just south of Raymond James Stadium. The top overall finishers in the Male, Female, Masters Male, Masters Female, Grand Masters Male and Grand Masters Female categories will serve as the Buccaneers' honorary Guests of the Game before kickoff versus the Oakland Raiders on Sunday. First, second, and third place male and female winners for each age category also received medals.

Participation in the event also included a ticket to Sunday's game between the Buccaneers and the Raiders, an athletic t-shirt, chipped race bib, and donation to breast cancer research and patient services. In addition, the first 500 to register were invited to be part of Sunday's halftime experience on the field, alongside the Buccaneers Cheerleaders.

The morning began with special welcoming remarks from Glazer Family Foundation Co-President Darcie Glazer Kassewitz in front of the thousands of runners who woke up early to take part in the event.

"Breast cancer is the most commonly-diagnosed cancer in women – almost 250,000 women this year alone will be diagnosed," said Glazer Kassewitz. "The Buccaneers and my family are dedicated to bringing attention to this cause, and you can see how important it is to the Tampa Bay community. This morning is yet another example of our fans' commitment to making a difference."

To help kick off the race, Buccaneers wide receiver Louis Murphy served as the honorary starter. Murphy, a native of St. Petersburg, lost his mother, Filomena Murphy, to Metastatic Breast Cancer in 2008. He honors her legacy with his own charitable efforts, and is passionate about supporting the fight against breast cancer and bringing awareness to the cause.

"I know my mom is here, smiling down today," said Murphy. "She would be trying to win the race. To see the women who are out here fighting it – everyone is encouraging each other – this is an awesome spectacle. Sometimes you don't realize how many people this disease affects, and to see our community out here spreading awareness, it's great to be a part of."

Tervis and Coca-Cola were treasurechests5k.



## SALUTE TO SERVICE

On Sunday, Nov. 13, throughout a day that culminated in a Buccaneers' 36-10 victory over the Chicago Bears, fans joined together in an annual tradition at Raymond James Stadium to honor those who have sacrificed and served our nation: the Buccaneers' Salute to Service Game. Prior to kickoff, Glazer Family Foundation Co-President Darcie Glazer Kassewitz presented USO Central Florida with a \$25,000 donation to support its programs and services. USO Central Florida serves as the team's primary charitable conduit to the local military community, working closely with the Buccaneers on a wide variety of military appreciation initiatives. Since 2013, the Bucs Care Foundation has donated a total of \$100,000 to USO Central Florida, one of more than 160 USO centers worldwide that deliver high-quality programs and services to men and women in uniform.

Leading up to kickoff, the Buccaneers hosted a variety of pre-game military appreciation events, presented by USAA, including: For team introductions, Staff Sergeant Chelsea Olms, an aerial gunner from the 5th Special Operations Squadron in the U.S. Air Force Reserve, led the team out of the tunnel. Sergeant Olms, recently returned from deployment in Southwest Asia, logged over 98 combat flying hours and destroyed multiple defensive fighting positions and armored vehicles used by our enemies, saving the lives of countless U.S. military personnel and coalition partners on the ground... The Buccaneers were welcomed to the field by a flag team comprised of 50 representatives from USAA... US Special Operations Command Joint Service Color Guard presented the colors, and the national anthem was performed by the 82nd Airborne Division's "All-American" Chorus... A pre-game flyover was carried out by two T-38 jets from the 325th Fighter Wing of Tyndall Air Force Base, FL.



Additional military appreciation efforts throughout gameday included: Lieutenant General Maryanne Miller – Chief, United States Air Force Reserve – serving as the Buccaneers' honorary Guest of the Game; honoring Ret. U.S. Marines Master Sergeant O'Neil Ducharme, who served in the 6th Marine Division during World War II, as the Hero of the Game; recognizing this year's General H Norman Schwarzkopf Military Family of the Year Award recipients as honorees for the game's Salute to Service Suite; and hosting a Military Enlistment Ceremony for 180 inductees of all service branches, conducted by General Joseph Votel – Commander, U.S. Central Command, during halftime.

### 2016 USAA Salute to Service Award Nominee – Clinton McDonald:



Buccaneers defensive tackle Clinton McDonald is the team's nominee for the 2016 Salute to Service Award, presented by USAA. With a deep family history of military service, including his grandfather who served in the Korean War; his father, a former Air Force engineer and Vietnam War veteran; his uncle, also a Vietnam veteran; and his brother, currently active duty Air Force, it is no surprise that a passion for supporting military families is at the heart of McDonald's community outreach.

In May, 2016, McDonald served as the honorary guest speaker at the Buccaneers' second annual General H Norman Schwarzkopf Military Family of the Year Awards at One Buccaneer Place. The event honored the families of active duty military members from each branch of service and recognized their integrity, courage, commitment, and service before self.

This past offseason, McDonald also honored wounded warriors at the 2016 Invictus Games, hosted in Orlando. The games were created in 2014 as an international sporting event for wounded, injured and sick servicemen and servicewomen, both active duty and veterans. Prior to the start of the 2016 Games, McDonald visited with members of Team USA, thanking them for their sacrifices and sharing how their stories of resilience and dedication are inspiring to him. McDonald's outreach has also included participating in events at James A. Haley Veterans' Hospital and visiting troops at MacDill Air Force Base, amongst other outreach efforts.

As the Buccaneers wore helmet decals, gloves, camouflage equipment, New Era caps, and more, their game-worn Salute to Service merchandise and footballs will be auctioned at [NFL.com/Auction](http://NFL.com/Auction). Special camouflage merchandise will be available at [NFLShop.com](http://NFLShop.com) and in select stadium retail stores, with 100 percent of the NFL's proceeds donated to the league's military non-profit partners. The NFL does not profit from the sale or auction of Salute to Service merchandise. For more information, visit [nfl.com/salute](http://nfl.com/salute).

## JAMEIS WINSTON: "QUARTERBACK" OF BUCCANEERS ACADEMIES

As part of the Glazer family's long-standing commitment to education for underserved students, the Buccaneers have worked closely with the Hillsborough County school system to create a comprehensive curriculum-based program that engages students and encourages learning. The program, known as Buccaneers Academy, is composed of 24 schools and serves more than 14,000 students that are located in mostly economically distressed areas of Hillsborough County. Each of the schools in the Buccaneers Academy program has also received a court-sized shade cover that provides a safe environment where students can participate in physical health and wellness activities.



Buccaneers quarterback Jameis Winston is committed to the education of youth, especially in underserved communities. It's fitting, then, that Winston is the new "Quarterback" of Buccaneers Academies, and on Tuesday, November 15, Winston made his Buccaneers Academy "Quarterback" debut at Mort Elementary School where he surprised students with a classroom visit, pep rally, and participation in Play 60 drills during a Player Experience activity.

Mort Elementary is located in a developing Tampa neighborhood where nearly 97% of students receive free and reduced lunch. Students at Mort Elementary, however, are academically rising above their circumstances through additional educational resources and opportunities from Buccaneers Academy programming. Since participating in the Buccaneers Academy Reading Challenge from 2015 to 2016, students at Mort increased their time spent reading by 411%, which according to the U.S. Department of Education, can help students become better readers and achieve higher reading scores.

Mort Elementary's phenomenal reading effort made them this year's Reading Challenge Champions, with the school's top reader being the only second grader to win the top reading spot across all 24 Academies. To celebrate these remarkable accomplishments, Winston surprised Mort's top reader in her classroom with a trophy and personal message to the class about the importance of literacy and determination.



"It is so important to inspire them to read more," said Winston. "Some children don't have people motivating them to do things such as reading, persevering, and being determined so anytime that I get a chance to talk to these kids I try."



The experience didn't stop there, as fifth graders participated in the Buccaneers Academy Player Experience with Winston, including Play 60 drills and Quarterback Challenge stations. It was a day of celebration as Winston praised students' accomplishments and delivered his unique and inspirational message of determination and hope. The Buccaneers, and Winston's dedication to helping youth reach their full academic potential makes him the perfect fit as the new "Quarterback" of Buccaneers Academies. To learn more, visit [Buccaneers.com/community](http://Buccaneers.com/community).

# 2016 TAMPA BAY BUCCANEERS UNOFFICIAL DEPTH CHART

(Based off of last game - Subject to change)

## OFFENSE

<b>WR</b>	10 Cecil Shorts III	11 Adam Humphries	16 Freddie Martino
<b>TE</b>	84 Cameron Brate	<u>45 Alan Cross</u>	
<b>LT</b>	76 Donovan Smith	<u>66 Leonard Wester</u>	
<b>LG</b>	64 Kevin Pamphile	62 Evan Smith	
<b>C</b>	68 Joe Hawley	62 Evan Smith	72 Ben Gottschalk
<b>RG</b>	74 Ali Marpet	<u>77 Caleb Benenoch</u>	
<b>RT</b>	69 Demar Dotson	78 Gosder Cherilus	
<b>WR</b>	13 Mike Evans	89 Russell Shepard	
<b>TE</b>	88 Luke Stocker	82 Brandon Myers	
<b>QB</b>	3 Jameis Winston	8 Mike Glennon	4 Ryan Griffin
<b>RB</b>	22 Doug Martin	32 Jacquizz Rodgers	<u>43 Peyton Barber</u> 25 Mike James

## DEFENSE

<b>DE</b>	91 Robert Ayers Jr.	<u>57 Noah Spence</u>	96 Ryan Russell
<b>DT</b>	93 Gerald McCoy	67 John Hughes III	
<b>DT</b>	98 Clinton McDonald	97 Akeem Spence	70 Sealver Siliga
<b>DE</b>	92 William Gholston	<u>75 DaVonte Lambert</u>	
<b>SLB</b>	51 Daryl Smith	52 Cameron Lynch	
<b>MLB</b>	58 Kwon Alexander		
<b>WLB</b>	54 Lavonte David	53 Adarius Glanton	
<b>CB</b>	<u>28 Vernon Hargreaves III</u>	21 Alterraun Verner	26 Josh Robinson
<b>CB</b>	24 Brent Grimes	38 Jude Adjei-Barimah	
<b>S</b>	23 Chris Conte	37 Keith Tandy	
<b>S</b>	30 Bradley McDougald	<u>29 Ryan Smith</u>	

## SPECIALISTS

<b>P</b>	9 Bryan Anger		
<b>PK</b>	<u>19 Roberto Aguayo</u>		
<b>KO</b>	<u>19 Roberto Aguayo</u>	9 Bryan Anger	
<b>H</b>	9 Bryan Anger	8 Mike Glennon	
<b>LS</b>	48 Andrew DePaola		
<b>PR</b>	11 Adam Humphries		
<b>KR</b>	<u>29 Ryan Smith</u>	11 Adam Humphries	10 Cecil Shorts III

Rookies Underlined

() Denotes Injury

## 2016 TAMPA BAY BUCCANEERS PRONUNCIATION GUIDE

### PLAYERS

Jude <b>Adjei-Barimah</b>	EYE-JAY Buh-REE-muh	Kevin <b>Pamphile</b>	PAM-feel
Roberto <b>Aguayo</b>	uh-GWHY-oh	<b>Jacquizz</b> Rodgers	JAH-quiz
Caleb <b>Benenoch</b>	ben-en-KNOCK	<b>Sealver Siliga</b>	silver suh-LING-uh
<b>Gosder Cherilus</b>	GOZ-der SHARE-uh-luss	<b>Alterraun</b> Verner	AL-ter-on
Chris <b>Conte</b>	con-tee	<b>COACHES</b>	
<b>Lavonte</b> David	luh-VON-tay	Mike <b>Bajakian</b>	buh-JAKE-ian
Andrew <b>DePaola</b>	duh-paw-luh	Dave <b>Borgonzi</b>	bore-GON-zee
William <b>Gholston</b>	GOAL-ston	Nate <b>Kaczor</b>	Kat-sir
<b>Adarius</b> Glanton	Uh-Dare-E-Us	Dirk <b>Koetter</b>	Cutter
<b>Ali Marpet</b>	Alley Mar-PET	Todd <b>Monken</b>	Munk-in
Bradley <b>McDougald</b>	Mc-DOO-guld	Andrew <b>Weidinger</b>	why-ding-er

## 2016 TAMPA BAY BUCCANEERS NUMERICAL ROSTER

(as of 11/18/16)

No.	Name	Pos.	Ht.	Wt.	Age	NFL Exp.	College	Hometown	How Acq.
3	Jameis Winston	QB	6-4	231	22	2	Florida State	Bessemer, AL	D1-'15
4	Ryan Griffin	QB	6-5	210	27	3	Tulane	Westlake Village, CA	W (NO)-'15
8	Mike Glennon	QB	6-6	225	26	4	North Carolina State	Centreville, VA	D3-'13
9	Bryan Anger	P	6-3	205	28	5	California	Camarillo, CA	UFA (JAC)-'16
10	Cecil Shorts III	WR	6-0	202	28	6	Mount Union	Cleveland, OH	FA-'16
11	Adam Humphries	WR	5-11	195	23	2	Clemson	Spartanburg, SC	FA-'15
13	Mike Evans	WR	6-5	231	23	3	Texas A&M	Galveston, TX	D1-'14
16	Freddie Martino	WR	6-0	195	25	1	North Greenville	North, SC	FA-'16
19	Roberto Aguayo	K	6-0	207	22	R	Florida State	Mascotte, FL	D2b-'16
21	Alterraun Verner	CB	5-10	187	27	7	UCLA	Lakewood, CA	UFA (TEN)-'14
22	Doug Martin	RB	5-9	223	27	5	Boise State	Oakland, CA	D1b-'12
23	Chris Conte	S	6-2	203	27	6	California	Los Angeles, CA	UFA (CHI)-'15
24	Brent Grimes	CB	5-10	185	33	10	Shippensburg	Philadelphia, PA	FA-'16
25	Mike James	RB	5-10	223	25	4	Miami (FL)	Haines City, FL	FA-'16
26	Josh Robinson	CB	5-10	200	25	5	UCF	Sunrise, FL	UFA (MIN)-'16
28	Vernon Hargreaves III	CB	5-10	204	21	R	Florida	Tampa, FL	D1-'16
29	Ryan Smith	S	5-11	189	23	R	North Carolina Central	Upper Marlboro, MD	D4-'16
30	Bradley McDougald	S	6-1	209	26	4	Kansas	Dublin, OH	W (KC)-'13
32	Jacquizz Rodgers	RB	5-6	205	26	6	Oregon State	Richmond, TX	FA-'16
37	Keith Tandy	S	5-10	205	27	5	West Virginia	Hopkinsville, KY	D6-'12
38	Jude Adjei-Barimah	CB	5-11	200	24	2	Bowling Green	Columbus, OH	FA-'15
43	Peyton Barber	RB	5-11	225	22	R	Auburn	Alpharetta, GA	FA-'16
45	Alan Cross	TE	6-1	235	23	R	Memphis	Millington, TN	FA-'16
48	Andrew DePaola	LS	6-2	230	29	3	Rutgers	Parkton, MD	FA-'14
51	Daryl Smith	LB	6-2	250	34	13	Georgia Tech	Albany, GA	FA-'16
52	Cameron Lynch	LB	6-0	229	23	2	Syracuse	Lawrenceville, GA	FA-'16
53	Adarius Glanton	LB	6-1	230	26	3	Florida Atlantic	Lakeland, FL	FA-'15
54	Lavonte David	LB	6-1	233	26	5	Nebraska	Miami, FL	D2-'12
57	Noah Spence	DE	6-2	251	22	R	Eastern Kentucky	Harrisburg, PA	D2a-'16
58	Kwon Alexander	LB	6-1	227	22	2	LSU	Oxford, AL	D4-'15
62	Evan Smith	OL	6-2	308	30	7	Idaho State	Salinas, CA	UFA (GB)-'14
64	Kevin Pampfile	G	6-5	315	25	3	Purdue	Miami, FL	D5b-'14
66	Leonard Wester	T	6-6	305	23	R	Missouri Western	Mt. Union, IA	FA-'16
67	John Hughes III	DT	6-2	320	27	5	Cincinnati	Gahanna, OH	FA-'16
68	Joe Hawley	C	6-3	302	28	7	UNLV	Bakersfield, CA	FA-'15
69	Demar Dotson	T	6-9	315	31	8	Southern Miss	Alexandria, LA	FA-'09
70	Sealver Siliga	DT	6-2	345	26	4	Utah	West Jordan, UT	W (SEA)-'16
72	Ben Gottschalk	C	6-5	293	24	1	SMU	Sherman Oaks, CA	FA-'15
74	Ali Marpet	G	6-4	307	23	2	Hobart	Hastings-on-Hudson, NY	D2b-'15
75	DaVonte Lambert	DL	6-2	282	22	R	Auburn	Keyville, GA	FA-'16
76	Donovan Smith	T	6-6	338	23	2	Penn State	Owings Mills, MD	D2a-'15
77	Caleb Benenoch	OL	6-5	305	22	R	UCLA	Katy, TX	D5-'16
78	Gosder Cherilus	T	6-7	316	32	9	Boston College	Somerville, MA	FA-'15
82	Brandon Myers	TE	6-3	256	31	8	Iowa	Prairie City, IA	UFA (NYG)-'14
84	Cameron Brate	TE	6-5	245	25	2	Harvard	Naperville, IL	FA-'15
88	Luke Stocker	TE	6-5	253	28	6	Tennessee	Berea, KY	D4-'11
89	Russell Shepard	WR	6-1	195	26	4	LSU	Houston, TX	W (PHI)-'13
91	Robert Ayers Jr.	DE	6-3	275	31	8	Tennessee	Jersey City, NJ	UFA (NYG)-'16
92	William Gholston	DL	6-6	281	25	4	Michigan State	Detroit, MI	D4b-'13
93	Gerald McCoy	DT	6-4	300	28	7	Oklahoma	Oklahoma City, OK	D1-'10
96	Ryan Russell	DE	6-5	275	24	2	Purdue	Carrollton, TX	FA-'16
97	Akeem Spence	DT	6-1	307	24	4	Illinois	Fort Walton Beach, FL	D4a-'13
98	Clinton McDonald	DT	6-2	297	29	8	Memphis	Jacksonville, AR	UFA (SEA)-'14

### PRACTICE SQUAD

No.	Name	Pos.	Ht.	Wt.	Age	NFL Exp.	College	HS Hometown	How Acq.
15	Josh Huff	WR	5-11	206	25	3	Oregon	Houston, TX	FA-'16
17	Donteea Dye Jr.	WR	5-10	195	23	2	Heidelberg	Fairfield, OH	FA-'15
35	Javien Elliott	CB	5-11	176	23	R	Florida State	Panama City, FL	FA-'16
39	Isaiah Johnson	S	6-0	209	24	R	South Carolina	Cary, NC	FA-'16
44	Russell Hansbrough	RB	5-9	195	23	R	Missouri	Arlington, TX	FA-'16
60	Kyler Kerbyson	T	6-4	318	23	R	Tennessee	Knoxville, TN	FA-'16
61	Josh Allen	OL	6-3	315	24	1	Louisiana-Monroe	Cedar Hill, TX	FA-'15
71	Channing Ward	DE	6-4	279	24	R	Mississippi	Aberdeen, MS	FA-'16
79	Kourtnei Brown	DE	6-4	253	28	2	Clemson	Charlotte, NC	FA-'16
81	Tevin Westbrook	TE	6-5	257	23	1	Florida	Coconut Creek, FL	FA-'15

### RESERVE/PHYSICALLY UNABLE TO PERFORM

No.	Name	Pos.	Ht.	Wt.	Age	NFL Exp.	College	HS Hometown	How Acq.
18	Louis Murphy	WR	6-2	200	29	8	Florida	St. Petersburg, FL	UFA (NYG)-'14
73	J.R. Sweezy	G	6-5	298	27	5	North Carolina State	Mooresville, NC	UFA (SEA)-'16

### INJURED RESERVE

No.	Name	Pos.	Ht.	Wt.	Age	NFL Exp.	College	HS Hometown	How Acq.
34	Charles Sims III	RB	6-0	211	26	3	West Virginia	Houston, TX	D3-'14
36	Antone Smith	RB	5-9	192	31	7	Florida State	Pahokee, FL	FA-'16
56	Jacques Smith	DE	6-2	260	26	3	Missouri	Dallas, TX	W(BUF)-'14
59	Devante Bond	LB	6-1	236	23	R	Oklahoma	Sacramento, CA	D6a-'16
83	Vincent Jackson	WR	6-5	230	33	12	Northern Colorado	Colorado Springs, CO	UFA (SD)-'12
94	George Johnson	DE	6-4	265	28	5	Rutgers	Glassboro, NJ	T (DET)-'15
95	Howard Jones	DE	6-4	238	26	2	Shepherd	Woodbridge, VA	FA-'15

Head Coach: Dirk Koetter

Assistant Coaches: Nate Kaczor (special teams coordinator); Todd Monken (offensive coordinator/wide receivers); Mike Smith (defensive coordinator); Mike Bajakian (quarterbacks); Butch Barry (assistant offensive line); Dave Borzonzi (defensive quality control); Mark Duffner (linebackers); Jon Embree (tight ends); Jay Hayes (defensive line); Jon Hoke (secondary); Dave Kennedy (head strength and conditioning); Brett Maxie (defensive backs); Carlos Polk (assistant special teams); Tim Spencer (running backs); Paul Spicer (assistant defensive line); Ben Steele (offensive quality control); Joe Vaughn (assistant strength and conditioning); Chad Wade (assistant strength and conditioning); George Warhop (run game coordinator/offensive line); Andrew Weidinger (assistant wide receivers/game management)

## 2016 TAMPA BAY BUCCANEERS ALPHABETICAL ROSTER

(as of 11/20/16)

No.	Name	Pos.	Ht.	Wt.	Birthdate	NFL Exp.	College	Hometown	16 GP/GS
38	Adjei-Barimah, Jude	CB	5-11	200	7/21/1992	2	Bowling Green	Columbus, OH	10/1
19	Aguayo, Roberto	K	6-0	207	5/17/1994	R	Florida State	Mascotte, FL	10/0
58	Alexander, Kwon	LB	6-1	227	8/3/1994	2	LSU	Oxford, AL	10/10
9	Anger, Bryan	P	6-3	205	10/6/1988	5	California	Camarillo, CA	10/0
91	Ayers Jr., Robert	DE	6-3	275	9/6/1985	8	Tennessee	Jersey City, NJ	6/6
43	Barber, Peyton	RB	5-11	225	2/27/1994	R	Auburn	Alpharetta, GA	9/1
77	Benenoch, Caleb	OL	6-5	305	8/8/1994	R	UCLA	Katy, TX	2/1
84	Brate, Cameron	TE	6-5	245	7/3/1991	2	Harvard	Naperville, IL	10/5
78	Cherilus, Gosder	T	6-7	316	6/28/1984	9	Boston College	Somerville, MA	10/1
23	Conte, Chris	S	6-2	203	2/23/1989	6	California	Los Angeles, CA	10/10
45	Cross, Alan	TE	6-1	235	5/2/1993	R	Memphis	Millington, TN	8/0
54	David, Lavonte	LB	6-1	233	1/23/1990	5	Nebraska	Miami, FL	10/10
48	DePaola, Andrew	LS	6-2	230	7/28/1987	3	Rutgers	Parkton, MD	10/0
69	Dotson, Demar	T	6-9	315	10/11/1985	8	Southern Miss	Alexandria, LA	10/10
13	Evans, Mike	WR	6-5	231	8/21/1993	3	Texas A&M	Galveston, TX	10/10
92	Gholston, William	DL	6-6	281	7/31/1991	4	Michigan State	Detroit, MI	10/10
53	Glanton, Adarius	LB	6-1	230	9/21/1990	3	Florida Atlantic	Lakeland, FL	10/0
8	Glennon, Mike	QB	6-6	225	12/12/1989	4	North Carolina State	Centreville, VA	2/0
72	Gotschalk, Ben	C	6-5	293	2/15/1992	1	SMU	Sherman Oaks, CA	2/1
4	Griffin, Ryan	QB	6-5	210	11/17/1989	3	Tulane	Westlake Village, CA	0/0
24	Grimes, Brent	CB	5-10	185	7/19/1983	10	Shippensburg	Philadelphia, PA	10/10
28	Hargreaves III, Vernon	CB	5-10	204	6/3/1995	R	Florida	Tampa, FL	10/10
68	Hawley, Joe	C	6-3	302	10/22/1988	7	UNLV	Bakersfield, CA	9/9
67	Hughes III, John	DT	6-2	320	4/27/1989	5	Cincinnati	Gahanna, OH	5/0*
11	Humphries, Adam	WR	5-11	195	6/24/1993	2	Clemson	Spartanburg, SC	10/4
25	James, Mike	RB	5-10	223	4/13/1991	4	Miami (FL)	Haines City, FL	3/0
75	Lambert, DaVonte	DL	6-2	282	6/23/1994	R	Auburn	Keyesville, GA	9/3
52	Lynch, Cameron	LB	6-0	229	8/4/1993	2	Syracuse	Lawrenceville, GA	6/0
74	Marpet, Ali	G	6-4	307	4/17/1993	2	Hobart	Hastings-on-Hudson, NY	10/10
22	Martin, Doug	RB	5-9	223	1/13/1989	5	Boise State	Oakland, CA	4/4
16	Martino, Freddie	WR	6-0	195	9/7/1991	1	North Greenville	North, SC	7/0
93	McCoy, Gerald	DT	6-4	300	2/25/1988	7	Oklahoma	Oklahoma City, OK	9/9
98	McDonald, Clinton	DT	6-2	297	1/6/1987	8	Memphis	Jacksonville, AR	6/6
30	McDougald, Bradley	S	6-1	209	11/15/1990	4	Kansas	Dublin, OH	10/10
82	Myers, Brandon	TE	6-3	256	9/4/1985	8	Iowa	Prairie City, IA	10/6
64	Pamphile, Kevin	G	6-5	310	11/27/1990	3	Purdue	Miami, FL	8/8
26	Robinson, Josh	CB	5-10	200	1/8/1991	5	UCF	Sunrise, FL	10/0
32	Rodgers, Jacquizz	RB	5-6	205	2/6/1990	6	Oregon State	Richmond, TX	6/3
96	Russell, Ryan	DE	6-5	275	1/17/1992	2	Purdue	Carrollton, TX	2/0
89	Shepard, Russell	WR	6-1	195	9/17/1990	4	LSU	Houston, TX	8/0
10	Shorts III, Cecil	WR	6-0	202	12/22/1987	6	Mount Union	Cleveland, OH	7/4
70	Siliga, Sealver	DT	6-2	345	4/26/1990	4	Utah	West Jordan, UT	4/0*
51	Smith, Daryl	LB	6-2	250	3/14/1982	13	Georgia Tech	Albany, GA	10/7
76	Smith, Donovan	T	6-6	338	6/23/1993	2	Penn State	Owings Mills, MD	10/10
62	Smith, Evan	OL	6-2	308	7/19/1986	7	Idaho State	Salinas, CA	8/1
29	Smith, Ryan	S	5-11	189	9/7/1993	R	North Carolina Central	Upper Marlboro, MD	8/0
97	Spence, Akeem	DT	6-1	307	11/29/1991	4	Illinois	Fort Walton Beach, FL	10/4
57	Spence, Noah	DE	6-2	251	1/8/1994	R	Eastern Kentucky	Harrisburg, PA	10/1
88	Stocker, Luke	TE	6-5	253	7/17/1988	6	Tennessee	Berea, KY	7/5
37	Tandy, Keith	S	5-10	205	2/12/1989	5	West Virginia	Hopkinsville, KY	10/0
21	Verner, Alterraun	CB	5-10	187	12/13/1988	7	UCLA	Lakewood, CA	10/2
66	Wester, Leonard	T	6-6	305	1/3/1993	R	Missouri Western	Mt. Union, IA	0/0
3	Winston, Jameis	QB	6-4	231	1/6/1994	2	Florida State	Bessemer, AL	10/10

### PRACTICE SQUAD

No.	Name	Pos.	Ht.	Wt.	Birthdate	NFL Exp.	College	HS Hometown	16 GP/GS
61	Allen, Josh	OL	6-3	315	12/30/1991	1	Louisiana-Monroe	Cedar Hill, TX	0/0
79	Brown, Kourtnei	DE	6-4	253	4/17/1989	2	Clemson	Charlotte, NC	5/0*
17	Dye Jr., Donteea	WR	5-10	195	8/20/1993	2	Heidelberg	Fairfield, OH	0/0
35	Elliott, Javien	CB	5-11	176	7/18/1993	R	Florida State	Panama City, FL	0/0
44	Hansbrough, Russell	RB	5-9	195	11/19/1993	R	Missouri	Arlington, TX	1/0
15	Huff, Josh	WR	5-11	206	10/14/1991	3	Oregon	Houston, TX	7/2*
39	Johnson, Isaiah	S	6-0	209	10/14/1992	R	South Carolina	Cary, NC	0/0
60	Kerbyson, Kyler	T	6-4	318	7/7/1993	R	Tennessee	Knoxville, TN	0/0
71	Ward, Channing	DE	6-4	279	9/17/1992	R	Mississippi	Aberdeen, MS	5/1
81	Westbrook, Tevin	TE	6-5	237	2/17/1993	1	Florida	Coconut Creek, FL	0/0

### RESERVE/PHYSICALLY UNABLE TO PERFORM

No.	Name	Pos.	Ht.	Wt.	Birthdate	NFL Exp.	College	HS Hometown	16 GP/GS
18	Murphy, Louis	WR	6-2	200	5/11/1987	8	Florida	St. Petersburg, FL	0/0
73	Sweezy, J.R.	G	6-5	298	4/8/1989	5	North Carolina State	Moorestville, NC	0/0

### INJURED RESERVE

No.	Name	Pos.	Ht.	Wt.	Birthdate	NFL Exp.	College	HS Hometown	16 GP/GS
59	Bond, Devante	LB	6-1	236	7/3/1993	R	Oklahoma	Sacramento, CA	0/0
83	Jackson, Vincent	WR	6-5	230	1/14/1983	12	Northern Colorado	Colorado Springs, CO	5/5
94	Johnson, George	DE	6-4	265	12/11/1987	5	Rutgers	Glassboro, NJ	0/0
95	Jones, Howard	DE	6-4	238	2/10/1990	2	Shepherd	Woodbridge, VA	8/0
34	Sims III, Charles	RB	6-0	211	9/19/1990	3	West Virginia	Houston, TX	4/2
36	Smith, Antone	RB	5-9	192	9/17/1985	7	Florida State	Pahokee, FL	3/0
56	Smith, Jacquies	DE	6-2	260	3/18/1990	3	Missouri	Dallas, TX	1/0

\* Huff played 7 games with Philadelphia; Hughes played 1 game with Cleveland; Siliga played 4 games with Seattle

Head Coach: Dirk Koetter

Assistant Coaches: Nate Kaczor (special teams coordinator); Todd Monken (offensive coordinator/wide receivers); Mike Smith (defensive coordinator); Mike Bajakian (quarterbacks); Butch Barry (assistant offensive line); Dave Borgonzi (defensive quality control); Mark Duffner (linebackers); Jon Embree (tight ends); Jay Hayes (defensive line); Jon Hoke (secondary); Dave Kennedy (head strength and conditioning); Brett Maxie (defensive backs); Carlos Polk (assistant special teams); Paul Spicer (assistant defensive line); Ben Steele (offensive quality control); Joe Vaughn (assistant strength and conditioning); Chad Wade (assistant strength and conditioning); George Warhop (run game coordinator/offensive line); Andrew Weidinger (assistant wide receivers/game management)

## 2016 TAMPA BAY BUCCANEERS ROSTER BY POSITION

(as of 11/16/16)

No.	Name	Pos.	College	Ht.	Wt.		Age	NFL Exp.
<b><u>Defensive Linemen (10)</u></b>								
91	Robert Ayers Jr.	DE	Tennessee	6-3	275	9/6/1985	31	8
92	William Gholston	DL	Michigan State	6-6	281	7/31/1991	25	4
67	John Hughes III	DT	Cincinnati	6-2	320	4/27/1989	27	5
75	DaVonte Lambert	DL	Auburn	6-2	282	6/23/1994	22	R
93	Gerald McCoy	DT	Oklahoma	6-4	300	2/25/1988	28	7
98	Clinton McDonald	DT	Memphis	6-2	297	1/6/1987	29	8
96	Ryan Russell	DE	Purdue	6-5	275	1/17/1992	24	2
70	Sealver Siliga	DT	Utah	6-2	345	4/26/1990	26	4
97	Akeem Spence	DT	Illinois	6-1	307	11/29/1991	24	4
57	Noah Spence	DE	Eastern Kentucky	6-2	251	1/8/1994	22	R
<b><u>Linebacker (5)</u></b>								
58	Kwon Alexander	LB	LSU	6-1	227	8/3/1994	22	2
54	Lavonte David	LB	Nebraska	6-1	233	1/23/1990	26	5
53	Adarius Glanton	LB	Florida Atlantic	6-1	230	9/21/1990	26	3
52	Cameron Lynch	LB	Syracuse	6-0	229	8/4/1993	23	2
51	Daryl Smith	LB	Georgia Tech	6-2	250	3/14/1982	34	13
<b><u>Cornerback (5)</u></b>								
38	Jude Adjei-Barimah	CB	Bowling Green	5-11	200	7/21/1992	24	2
24	Brent Grimes	CB	Shippensburg	5-10	185	7/19/1983	33	10
28	Vernon Hargreaves III	CB	Florida	5-10	204	6/3/1995	21	R
26	Josh Robinson	CB	UCF	5-10	200	1/8/1991	25	5
21	Alterraun Verner	CB	UCLA	5-10	187	12/13/1988	27	7
<b><u>Safety (4)</u></b>								
23	Chris Conte	S	California	6-2	203	2/23/1989	27	6
30	Bradley McDougald	S	Kansas	6-1	209	11/15/1990	26	4
29	Ryan Smith	S	North Carolina Central	5-11	189	9/7/1993	23	R
37	Keith Tandy	S	West Virginia	5-10	205	2/12/1989	27	5
<b><u>Long Snapper (1)</u></b>								
48	Andrew DePaola	LS	Rutgers	6-2	230	7/28/1987	29	3
<b><u>Punter (1)</u></b>								
9	Bryan Anger	P	California	6-3	205	10/6/1988	28	5
<b><u>Kicker (1)</u></b>								
19	Roberto Aguayo	K	Florida State	6-0	207	5/17/1994	22	R
<b><u>Offensive Line (10)</u></b>								
77	Caleb Benenoch	OL	UCLA	6-5	305	8/8/1994	22	R
78	Gosder Cherilus	T	Boston College	6-7	316	6/28/1984	32	9
69	Demar Dotson	T	Southern Miss	6-9	315	10/11/1985	31	8
72	Ben Gottschalk	C	SMU	6-5	293	2/15/1992	24	1
68	Joe Hawley	C	UNLV	6-3	302	10/22/1988	28	7
74	Ali Marpet	G	Hobart	6-4	307	4/17/1993	23	2
64	Kevin Pamphile	G	Purdue	6-5	310	11/27/1990	25	3
76	Donovan Smith	T	Penn State	6-6	338	6/23/1993	23	2
62	Evan Smith	OL	Idaho State	6-2	308	7/19/1986	30	7
66	Leonard Wester	T	Missouri Western	6-6	305	1/3/1993	23	R
<b><u>Tight End (4)</u></b>								
84	Cameron Brate	TE	Harvard	6-5	245	7/3/1991	25	2
45	Alan Cross	FB	Memphis	6-1	235	5/2/1993	23	R
82	Brandon Myers	TE	Iowa	6-3	256	6/4/1985	31	8
88	Luke Stocker	TE	Tennessee	6-5	253	7/17/1988	28	6
<b><u>Running Back (4)</u></b>								
43	Peyton Barber	RB	Auburn	5-11	225	2/27/1994	22	R
25	Mike James	RB	Miami (FL)	5-10	223	4/13/1991	25	4
22	Doug Martin	RB	Boise State	5-9	223	1/13/1989	27	5
32	Jacquizz Rodgers	RB	Oregon State	5-6	205	2/6/1990	26	6
<b><u>Wide Receiver (5)</u></b>								
13	Mike Evans	WR	Texas A&M	6-5	231	8/21/1993	23	3
11	Adam Humphries	WR	Clemson	5-11	195	6/24/1993	23	2
16	Freddie Martino	WR	North Greenville	6-0	195	9/7/1991	25	1
89	Russell Shepard	WR	LSU	6-1	195	9/17/1990	26	4
10	Cecil Shorts III	WR	Mount Union	6-0	202	12/22/1987	28	6
<b><u>Quarterback (3)</u></b>								
8	Mike Glennon	QB	North Carolina State	6-6	225	12/12/1989	26	4
4	Ryan Griffin	QB	Tulane	6-5	210	11/17/1989	27	3
3	Jameis Winston	QB	Florida State	6-4	231	1/6/1994	22	2

## 2016 TAMPA BAY BUCCANEERS BY EXPERIENCE

										(as of 11/16/16)
No.	Name	Pos.	Ht.	Wt.	Age	NFL Exp.	College	Hometown		How Acq.
<b>13th Year (1)</b>										
51	Smith, Daryl	LB	6-2	250	34	13	Georgia Tech	Albany, GA		FA-'16
<b>10th Year (1)</b>										
24	Grimes, Brent	CB	5-10	185	33	10	Shippensburg	Philadelphia, PA		FA-'16
<b>9th Year (1)</b>										
78	Cherilus, Gosder	T	6-7	316	32	9	Boston College	Somerville, MA		FA-'15
<b>8th Year (4)</b>										
91	Ayers Jr., Robert	DE	6-3	275	31	8	Tennessee	Jersey City, NJ		UFA (NYG)-'16
69	Dotson, Demar	T	6-9	315	31	8	Southern Miss	Alexandria, LA		FA-'09
98	McDonald, Clinton	DT	6-2	297	29	8	Memphis	Jacksonville, AR		UFA (SEA)-'14
82	Myers, Brandon	TE	6-3	256	31	8	Iowa	Prairie City, IA		UFA (NYG)-'14
<b>7th Year (4)</b>										
68	Hawley, Joe	C	6-3	302	28	7	UNLV	Bakersfield, CA		FA-'15
93	McCoy, Gerald	DT	6-4	300	28	7	Oklahoma	Oklahoma City, OK		D1-'10
62	Smith, Evan	OL	6-2	308	30	7	Idaho State	Salinas, CA		UFA (GB)-'14
21	Verner, Alterraun	CB	5-10	187	27	7	UCLA	Lakewood, CA		UFA (TEN)-'14
<b>6th Year (4)</b>										
23	Conte, Chris	S	6-2	203	27	6	California	Los Angeles, CA		UFA (CHI)-'15
32	Rodgers, Jacquizz	RB	5-6	205	26	6	Oregon State	Richmond, TX		FA-'16
10	Shorts III, Cecil	WR	6-0	202	28	6	Mount Union	Cleveland, OH		FA-'16
88	Stocker, Luke	TE	6-5	253	28	6	Tennessee	Berea, KY		D4-'11
<b>5th Year (6)</b>										
9	Anger, Bryan	P	6-3	205	28	5	California	Camarillo, CA		UFA (JAC)-'16
54	David, Lavonte	LB	6-1	233	26	5	Nebraska	Miami, FL		D2-'12
67	Hughes III, John	DT	6-2	320	27	5	Cincinnati	Gahanna, OH		FA-'16
22	Martin, Doug	RB	5-9	223	27	5	Boise State	Oakland, CA		D1b-'12
26	Robinson, Josh	CB	5-10	200	25	5	UCF	Sunrise, FL		UFA (MIN)-'16
37	Tandy, Keith	S	5-10	205	27	5	West Virginia	Hopkinsville, KY		D6-'12
<b>4th Year (6)</b>										
92	Gholston, William	DL	6-6	281	25	4	Michigan State	Detroit, MI		D4b-'13
8	Glennon, Mike	QB	6-6	225	26	4	North Carolina State	Centreville, VA		D3-'13
25	James, Mike	RB	5-10	223	25	4	Miami (FL)	Haines City, FL		FA-'16
30	McDougal, Bradley	S	6-1	209	26	4	Kansas	Dublin, OH		W (KC)-'13
89	Shepard, Russell	WR	6-1	195	26	4	LSU	Houston, TX		W (PHI)-'13
70	Siliga, Sealver	DT	6-2	345	26	4	Utah	West Jordan, UT		W (SEA)-'16
97	Spence, Akeem	DT	6-1	307	25	4	Illinois	Fort Walton Beach, FL		D4a-'13
<b>3rd Year (5)</b>										
48	DePaola, Andrew	LS	6-2	230	29	3	Rutgers	Parkton, MD		FA-'14
13	Evans, Mike	WR	6-5	231	23	3	Texas A&M	Galveston, TX		D1-'14
53	Glanton, Adarius	LB	6-1	230	26	3	Florida Atlantic	Lakeland, FL		FA-'15
4	Griffin, Ryan	QB	6-5	210	27	3	Tulane	Westlake Village, CA		W (NO)-'15
64	Pamphile, Kevin	G	6-5	310	25	3	Purdue	Miami, FL		D5b-'14
<b>2nd Year (8)</b>										
38	Adjei-Barimah, Jude	CB	5-11	200	24	2	Bowling Green	Columbus, OH		FA-'15
58	Alexander, Kwon	LB	6-1	227	22	2	LSU	Oxford, AL		D4-'15
17	Dye Jr., Donteea	WR	5-10	195	23	2	Heidelberg	Fairfield, OH		FA-'15
11	Humphries, Adam	WR	5-11	195	23	2	Clemson	Spartanburg, SC		FA-'15
52	Lynch, Cameron	LB	6-0	229	23	2	Syracuse	Lawrenceville, GA		FA-'16
74	Marpet, Ali	G	6-4	307	23	2	Hobart	Hastings-on-Hudson, NY		D2b-'15
96	Russell, Ryan	DE	6-5	275	24	2	Purdue	Carrollton, TX		FA-'16
76	Smith, Donovan	T	6-6	338	23	2	Penn State	Owings Mills, MD		D2a-'15
3	Winston, Jameis	QB	6-4	231	22	2	Florida State	Bessemer, AL		D1-'15
<b>Rookies/1st Year (12)</b>										
19	Aguayo, Roberto	K	6-0	207	22	R	Florida State	Mascotte, FL		D2b-'16
43	Barber, Peyton	RB	5-11	225	22	R	Auburn	Alpharetta, GA		FA-'16
77	Bennoch, Caleb	OL	6-5	305	22	R	UCLA	Katy, TX		D5-'16
45	Cross, Alan	TE	6-1	235	23	R	Memphis	Millington, TN		FA-'16
72	Gottschalk, Ben	C	6-5	293	24	1	SMU	Sherman Oaks, CA		FA-'15
28	Hargreaves III, Vernon	CB	5-10	204	21	R	Florida	Tampa, FL		D1-'16
75	Lambert, DaVonte	DL	6-2	282	22	R	Auburn	Keysville, GA		FA-'16
16	Martino, Freddie	WR	6-0	195	25	1	North Greenville	North, SC		FA-'16
29	Smith, Ryan	S	5-11	189	23	R	North Carolina Central	Upper Marlboro, MD		D4-'16
57	Spence, Noah	DE	6-2	251	22	R	Eastern Kentucky	Harrisburg, PA		D2a-'16
66	Wester, Leonard	T	6-6	305	23	R	Missouri Western	Mt. Union, IA		FA-'16



2016 TAMPA BAY BUCCANEERS - HOW THEY WERE BUILT

	<u>DRAFT</u>	<u>TRADES</u>	<u>WAIVERS</u>	<u>FREE AGENTS</u>
2009				Demar Dotson (R)
2010	Gerald McCoy (1)			
2011	Luke Stocker (4)			
2012	Doug Martin (1b) Lavonte David (2) Keith Tandy (6)			Vincent Jackson (SD)^
2013	Mike Glennon (3) Akeem Spence (4a) William Gholston (4b)		Bradley McDougald (KC) Russell Shepard (PHI)	
2014	Mike Evans (1) Charles Sims III (3)^ Kevin Pamphile (5b)		Jacquies Smith (BUF)^	Andrew DePaola Clinton McDonald Louis Murphy* Brandon Myers (NYG) Evan Smith (GB) Alterraun Verner (TEN)
2015	Jameis Winston (1) Donovan Smith (2a) Ali Marpet (2b) Kwon Alexander (4)	George Johnson (DET)^	Ryan Griffin (NO)	Jude Adjei-Barimah (R) Cameron Brate Gosder Cherilus Chris Conte (CHI) Ben Gottschalk Adarius Glanton Joe Hawley Adam Humphries (R) Howard Jones^
2016	Vernon Hargreaves III (1) Noah Spence (2a) Roberto Aguayo (2b) Ryan Smith (4) Caleb Benenoch (5) Devante Bond (6a)^			Bryan Anger (JAC) Robert Ayers Jr. (NYG) Peyton Barber (R) Alan Cross (R) Brent Grimes John Hughes III Mike James Davonte Lambert (R) Cameron Lynch Freddie Martino Jacquizz Rodgers Josh Robinson (MIN) Ryan Russell Cecil Shorts III Sealver Siliga Antone Smith^ Daryl Smith J.R. Sweezy (SEA) Leonard Wester (R)

^Denotes Injured Reserve

\*Denotes Reserve/PUP



2016 PLAYTIME PERCENTAGES - OFFENSE

OFFENSE	@ATL	@ARI	LA	DEN	@CAR	@SF	OAK	ATL	CHI	@KC	SEA	@SD	NO	@DAL	@NO	CAR	PLAYS	PCT
<b>TOTAL PLAYS</b>	<b>64</b>	<b>79</b>	<b>90</b>	<b>71</b>	<b>73</b>	<b>75</b>	<b>70</b>	<b>80</b>	<b>75</b>	<b>77</b>							<b>754</b>	

**QUARTERBACKS**

Winston	64	79	90	71	73	75	70	68	72	77							739	98%
Glennon	DNP	DNP	DNP	DNP	DNP	DNP	DNP	12	3	DNP							15	10%

**RUNNING BACKS**

Rodgers	N/A	17	21	30	68	51	45	IA	IA	IA	IA	IA	IA	IA	IA	IA	232	51%
Sims III	20	49	68	41	IR	IR	IR	IR	IR	IR	IR	IR	IR	IR	IR	IR	178	59%
Marlin	44	13	IA	IA	IA	IA	IA	IA	IA	IA	IA	IA	IA	IA	IA	IA	148	50%
Barber	0	IA	0	0	5	17	3	36	21	10							92	14%
A. Smith	N/A	N/A	N/A	N/A	N/A	8	22	24	IR	IR	IR	IR	IR	IR	IR	IR	54	24%
James	N/A	N/A	N/A	W/DET	W/DET	W/DET	N/A	20	23	6							49	21%
Hansbrough	PS	N/A	N/A	N/A	0	N/A	N/A	N/A	N/A	N/A	N/A	N/A	N/A	N/A	N/A	N/A	0	0%

**TIGHT ENDS**

Brate	25	33	70	62	54	45	38	53	48	59							487	65%
Myers	13	22	43	21	48	28	16	14	12	22							239	32%
Stocker	37	9	IA	IA	IA	41	39	23	38	21							208	40%
Cross	PS	PS	11	20	11	0	4	1	6	10							63	10%
Seferian-Jenkins	18	34	N/A	W/NYJ	W/NYJ	W/NYJ	W/NYJ	W/NYJ	W/NYJ	W/NYJ	W/NYJ	W/NYJ	W/NYJ	W/NYJ	W/NYJ	W/NYJ	52	36%

**WIDE RECEIVERS**

Evans	55	69	78	62	64	57	62	50	64	64							625	83%
Humphries	49	58	58	39	31	38	48	73	49	42							485	64%
Jackson	51	68	77	64	53	IR	IR	IR	IR	IR							313	83%
Shorts III	2	9	IA	IA	IA	31	33	62	52	41							230	44%
Shepard	6	14	11	8	14	27	26	IA	IA	34							140	23%
Martino	PS	PS	3	6	N/A	17	7	38	17	12							100	19%

**OFFENSIVE LINE**

Marpet	64	79	90	71	73	75	70	80	75	77							754	100%
D. Smith	64	79	90	71	73	75	70	80	75	77							754	100%
Dotson	64	79	90	71	73	70	70	80	75	77							749	99%
Hawley	64	75	89	70	60	66	70	31	IA	77							602	89%
Pamphile	64	79	76	71	73	75	70	80	IA	IA							588	98%
Bennoch	IA	IA	IA	IA	IA	IA	IA	IA	IA	75	58						133	88%
E. Smith	DNP	4	17	1	12	9	1	49	6	IA							99	16%
Cherilus	0	0	8	2	17	20	6	5	11	4							73	10%
Gottschalk	PS	PS	PS	PS	PS	PS	PS	PS	PS	75	19						69	45%
Wester	IA	IA	IA	IA	DNP	IA	IA	IA	IA	IA	IA						0	N/A

**MISC.**

G. McCoy	0	0	0	0	0	0	0	0	0	3	0						3	0%
----------	---	---	---	---	---	---	---	---	---	---	---	--	--	--	--	--	---	----

**KEY**

- DNP= Did Not Play
- IA= Inactive
- IR/DR= Injured Reserve/Designated to Return
- N/A= Not With Team
- PS= Practice Squad
- PUP= Reserve/Physically Unable to Perform
- R/S= Reserve/Suspended List
- W/\_=With Other Team

2016 PLAYTIME PERCENTAGES - DEFENSE

DEFENSE	@ATL	@ARI	LA	DEN	@CAR	@SF	OAK	ATL	CHI	@KC	SEA	@SD	NO	@DAL	@NO	CAR	PLAYS	PCT	
<b>TOTAL PLAYS</b>	<b>65</b>	<b>66</b>	<b>65</b>	<b>72</b>	<b>54</b>	<b>70</b>	<b>94</b>	<b>73</b>	<b>56</b>	<b>53</b>	<b>53</b>	<b>688</b>							
<b>DEFENSIVE LINE</b>																			
McCoy	59	57	58	12	IA	64	81	59	38	47							475	77%	
Gholston	40	41	45	54	53	65	54	54	27	32							465	70%	
N. Spence	35	24	12	16	21	42	64	30	31	37							312	47%	
A. Spence	9	17	12	48	36	39	56	43	24	10							294	44%	
Lambert	IA	29	51	49	52	31	22	25	17	4							280	46%	
McDonald	54	54	58	58	IA	IA	IA	IA	24	29							277	73%	
Ayers Jr.	58	28	IA	IA	IA	IA	71	56	27	34							274	67%	
Ward	IA	IA	14	28	31	9	IA	4	IA	PS							86	26%	
H. Jones	2	12	11	20	7	9	16	7	IR	IR							84	15%	
Hughes III	W/CLE	N/A	N/A	N/A	N/A	6	10	17	12	IA							45	13%	
Russell	N/A	N/A	PS	PS	PS	PS	PS	PS	24	17							41	38%	
J. Smith	1	IR	IR	IR	IR	IR	IR	IR	IR	IR							1	2%	
<b>LINEBACKERS</b>																			
David	65	66	65	70	54	69	91	73	48	53							654	98%	
Alexander	65	65	65	72	54	70	94	43	48	53							629	94%	
D. Smith	27	26	30	40	33	44	36	60	15	19							330	49%	
Glanton	0	0	0	0	0	0	1	14	8	0							23	3%	
Lynch	N/A	PS	PS	PS	0	0	0	0	8	0							8	1%	
Keyes	0	0	0	0	PS	N/A	N/A	W/ATL	W/ATL	W/ATL							0	0%	
Bond	IA	IA	IR	IR	IR	IR	IR	IR	IR	IR							0	N/A	
<b>DEFENSIVE BACKS</b>																			
McDougald	65	63	63	72	54	68	92	70	53	53							653	98%	
Hargreaves III	65	62	63	70	50	70	93	70	56	53							652	98%	
Conte	55	66	57	70	54	69	80	69	49	51							620	93%	
Grimes	65	66	63	72	52	70	93	70	48	5							604	90%	
Adjei-Barimah	13	4	0	41	21	42	63	29	42	35							290	43%	
Verner	27	43	36	0	1	0	0	0	8	46							161	24%	
Tandy	10	3	12	0	4	3	17	10	9	2							70	10%	
Banks	0	0	0	0	0	IA	IA	W/DET	W/DET	W/DET							0	0%	
Robinson	0	0	0	0	0	0	0	0	0	2							2	0%	
R. Smith	IA	IA	0	0	0	0	0	0	0	0							0	0%	
<b>MISC.</b>																			
Evans	0	0	0	0	0	0	0	0	0	1							1	0%	

**KEY**  
DNP= Did Not Play  
IA= Inactive  
IR= Injured Reserve  
N/A= Not With Team  
PS= Practice Squad

## 2016 TAMPA BAY BUCCANEERS STATISTICS

2016 RECORD --				WON: 5	LOST: 5
Aug 11	L	9-17	at Philadelphia	69,596	
Aug 20	W	27-21	at Jacksonville	59,782	
Aug 26	W	30-13	CLEVELAND	46,848	
Sept 1	L	13-20	WASHINGTON	42,996	
<hr/>					
Sept 11	W	31-24	at Atlanta	69,382	
Sept 18	L	7-40	at Arizona	64,230	
Sept 25	L	32-37	LOS ANGELES	55,009	
Oct 2	L	7-27	DENVER	60,375	
Oct 10	W	17-14	at Carolina	73,425	
-- bye week --					
Oct 23	W	34-17	at San Francisco	70,178	
Oct 30	L	24-30 (OT)	OAKLAND	61,068	
Nov 3	L	28-43	ATLANTA	57,797	
Nov 13	W	36-10	CHICAGO	62,898	
Nov 20	W	19-17	at Kansas City	72,277	
Nov 27			SEATTLE		
Dec 4			at San Diego		
Dec 11			NEW ORLEANS		
Dec 18			at Dallas		
Dec 24			at New Orleans		
Jan 1			CAROLINA		

	BUCCANEERS	OPPONENTS
TOTAL FIRST DOWNS	223	211
Rushing	48	61
Passing	146	134
Penalty	29	16
3rd Down: Made/Att.	64/141 45.4%	44/123 35.8%
4th Down: Made/Att.	3/7 42.9%	4/5 80.0%
POSSESSION AVG.	31:00	29:00
TOTAL NET YARDS	3660	3817
Avg. Per Game	366.0	381.7
Total Plays	699	636
Avg. Per Play	5.2	6.0
NET YARDS RUSHING	1060	1147
Avg. Per Game	106.0	114.7
Total Rushes	287	269
NET YARDS PASSING	2600	2670
Avg. Per Game	260.0	267.0
Sacked/Yards Lost	23/155	21/128
Gross Yards	2755	2798
Att./Completions	389/238	346/217
Completion Pct.	61.2	62.7
Had Intercepted	10	7
PUNTS/AVERAGE	48/46.0	47/44.2
NET PUNTING AVERAGE	42.1	40.6
PENALTIES/YARDS	74/630	81/690
FUMBLES/FUMBLES LOST	14/6	16/10
TOUCHDOWNS	28	31
Rushing	5	9
Passing	21	20
Returns	2	2

SCORE BY QUARTERS	1	2	3	4	OT	TOTAL
BUCCANEERS	36	81	54	64	0	235
OPPONENTS	57	71	68	57	6	259

SCORING	TD	R	P	Rt	PAT	2P	FG	S	PTS
Evans	8	0	8	0	0-0	1	0-0	0	50
Aguayo	0	0	0	0	20-22	0	13-18	0	59
Brate	5	0	5	0	0-0	0	0-0	0	30
Shepard	2	0	2	0	0-0	0	0-0	0	12
Sims	2	1	1	0	0-0	0	0-0	0	12
Humphries	1	0	1	0	0-0	1	0-0	0	8
Myers	1	0	1	0	0-0	1	0-0	0	8
Alexander	1	0	0	1	0-0	0	0-0	0	6
Barber	1	1	0	0	0-0	0	0-0	0	6
Cross	1	0	1	0	0-0	1	0-0	0	6
Conte	1	0	0	1	0-0	0	0-0	0	6
Martin	1	1	0	0	0-0	0	0-0	0	6
Martino	1	0	1	0	0-0	1	0-0	0	6
Rodgers	1	1	0	0	0-0	0	0-0	0	6
Seferian-Jenkins	1	0	1	0	0-0	0	0-0	0	6
Winston	1	1	0	0	0-0	0	0-0	0	6
team	0	0	0	0	0-0	0	0-0	1	2
BUCCANEERS	28	5	21	2	20-22	3-6	13-18	1	235
OPPONENTS	31	9	20	2	26-27	1-3	15-18	0	259

SACKS: McCoy 4.5, N. Spence 4.0, Ayers 2.5, McDonald 2.5, Adjei-Barimah 2.0, Alexander 2.0, Gholston 2.0, David 1.0, A. Spence 0.5. Buccaneers 21.0. Opponents 23.0.

FUM/LOST: Winston 7/4, Humphries 2/0, A. Smith 2/1, Brate 1/0, Sims 1/0, Hawley 1/0.

PASSING	Att	Comp	Yds	Cmp%	Yds/Att	TD	TD%	INT	INT%	Lg	Sack/Lost	Rating
Winston	378	228	2680	60.3	7.09	20	5.3	10	2.6	45t	23/155	88.5
Glennon	11	10	75	90.9	6.82	1	9.1	0	0.0	13	0/0	125.4
BUCCANEERS	389	238	2755	61.2	7.08	21	5.4	10	2.6	45t	23/155	89.9
OPPONENTS	346	217	2798	62.7	8.09	20	5.8	7	2.0	68	21/128	98.9

RUSHING	No	Yds	Avg	Lg	TD
Rodgers	88	393	4.5	45	1
Barber	43	182	4.2	44t	1
Martin	65	181	2.8	17	1
Sims	41	116	2.8	23	1
Winston	32	98	3.1	14	1
Smith, A.	10	47	4.7	8	0
James	4	19	4.8	9	0
Humphries	3	15	5.0	7	0
Shepard	1	9	9.0	9	0
BUCCANEERS	287	1060	3.7	45	5
OPPONENTS	269	1147	4.3	28	9

RECEIVING	No	Yds	Avg	Lg	TD
Evans	65	916	14.1	45t	8
Humphries	39	430	11.0	42	1
Brate	37	393	10.6	38	5
Jackson	15	173	11.5	18	0
Sims	14	112	8.0	33	1
Shepard	13	177	13.6	20	2
Shorts	9	132	14.7	22	0
Martin	9	89	9.9	27	0
Rodgers	9	58	6.4	11	0
Smith, A.	6	77	12.8	30	0
Myers	4	29	7.3	12	1
Barber	4	24	6.0	11	0
James	4	22	5.5	6	0
Seferian-Jenkins	3	44	14.7	30t	1
Stocker	3	19	6.3	11	0
Martino	2	52	26.0	43t	1
Cross	2	8	4.0	5	1
BUCCANEERS	238	2755	11.6	45t	21
OPPONENTS	217	2798	12.9	68	20

INTERCEPTIONS	No	Yds	Avg	Lg	TD
Conte	2	73	36.5	53	1
Grimes	2	1	0.5	1	0
Alexander	1	38	38.0	38t	1
McDougal	1	0	0.0	0	0
Smith, Da.	1	-5	-5.0	-5	0
BUCCANEERS	7	107	15.3	53	2
OPPONENTS	10	185	18.5	60t	1

PUNTING	No	Yds	Avg	Net	TB	In20	Lg	Bk
Anger	48	2209	46.0	42.1	4	21	59	0
BUCS	48	2209	46.0	42.1	4	21	59	0
OPPONENTS	47	2077	44.2	40.6	1	25	67	0

PUNT RETURNS	Ret	FC	Yds	Avg	Lg	TD
Humphries	16	17	151	9.4	25	0
BUCCANEERS	16	17	151	9.4	25	0
OPPONENTS	19	19	110	5.8	20	0

KICKOFF RETURNS	Ret	Yds	Avg	Lg	TD
R. Smith	8	127	15.9	24	0
Humphries	4	47	11.8	17	0
Shorts	1	19	19.0	19	0
BUCCANEERS	13	193	14.8	24	0
OPPONENTS	18	411	22.8	44	0

FIELD GOALS	1-19	20-29	30-39	40-49	50+	Lg
Aguayo	0-0	2-2	8-9	3-6	0-1	43
BUCCANEERS	0-0	2-2	8-9	3-6	0-1	43
OPPONENTS	0-0	6-6	4-4	2-3	3-5	54

Aguayo: (43G) (45WR) (41WL) ( ) (35G, 33RU, 35G, 46WL, 38G) (38G, 37G, 50WR) (41G) ( ) (30G, 27G) (31G, 22G, 41G, 36G)  
 OPPONENTS: (34G, 34G, 29G) (22G, 40G) (53G) (38G, 24G) (43WL) (28G) (31G, 50WL, 52WR) (29G, 41G, 50G) (54G) (22G)

## 2016 BUCCANEERS DEFENSIVE STATISTICS

Player	Tackles				TFL	Sacks			Interceptions				Fumbles			
	Solo	Assist	Total			Sack	Yds	QBP	INT	Yds	TD	PD	FF	FR	Yds	TD
Kwon Alexander	72	13	85	6	2.0	2.0	6	1	38	1	3	-	1	4	0	
Bradley McDougald	51	6	57	2	-	-	-	1	0	0	7	-	1	6	0	
Chris Conte	46	10	56	-	-	-	-	2	73	1	4	-	1	10	0	
Lavonte David	39	11	50	11	1.0	7.0	3	-	-	-	2	3	-	-	-	
Vernon Hargreaves	42	5	47	2	-	-	-	-	-	-	5	-	-	-	-	
William Gholston	29	8	37	7	2.0	18.0	6	-	-	-	-	1	1	0	0	
Brent Grimes	26	3	29	-	-	-	-	2	1	0	14	1	-	-	-	
Daryl Smith	18	5	23	3	-	-	-	1	-5	0	1	-	1	0	0	
Jude Adjei-Barimah	22	0	22	1	2.0	16.0	2	-	-	-	2	1	-	-	-	
Clinton McDonald	17	5	22	5	2.5	13.5	4	-	-	-	-	-	-	-	-	
Gerald McCoy	15	5	20	3	4.5	33.5	7	-	-	-	3	2	2	0	0	
Robert Ayers	10	4	14	2	2.5	10.5	6	-	-	-	-	1	-	-	-	
Akeem Spence	7	7	14	1	0.5	0.5	3	-	-	-	-	-	-	-	-	
Noah Spence	11	1	12	2	4.0	27.0	6	-	-	-	1	2	-	-	-	
DaVonte Lambert	7	3	10	-	-	-	-	-	-	-	-	1	-	-	-	
Adarius Glanton	8	1	9	-	-	-	-	-	-	-	-	-	-	-	-	
Keith Tandy	7	0	7	-	-	-	-	-	-	-	2	-	-	-	-	
Alterraun Verner	6	1	7	-	-	-	-	-	-	-	5	-	-	-	-	
John Hughes	5	1	6	-	-	-	-	-	-	-	-	-	-	-	-	
Channing Ward	1	4	5	-	-	-	-	-	-	-	-	-	-	-	-	
Howard Jones	1	0	1	-	-	-	1	-	-	-	-	-	1	0	0	
Ryan Russell	1	0	1	-	-	-	1	-	-	-	-	-	-	-	-	
Cameron Lynch	0	1	1	-	-	-	-	-	-	-	-	-	-	-	-	
<b>Totals</b>	<b>441</b>	<b>94</b>	<b>535</b>	<b>45</b>	<b>21.0</b>	<b>128.0</b>	<b>45</b>	<b>7</b>	<b>107</b>	<b>2</b>	<b>49</b>	<b>12</b>	<b>8</b>	<b>20</b>	<b>0</b>	

## 2016 SPECIAL TEAMS STATISTICS

Player	Tackles			Fumbles		
	Solo	Assist	Total	FF	FR	TD
Josh Robinson	8	0	8	-	-	-
Keith Tandy	5	0	5	-	1	0
Josh Keyes	3	0	3	-	-	-
Adarius Glanton	3	0	3	-	-	-
Alterraun Verner	3	0	3	-	-	-
Chris Conte	2	0	2	-	-	-
Alan Cross	2	0	2	-	-	-
Howard Jones	2	0	2	-	-	-
Cameron Lynch	2	0	2	-	-	-
Russell Shepard	2	0	2	-	1	0
Roberto Aguayo	1	0	1	-	-	-
Bryan Anger	1	0	1	-	-	-
Brandon Myers	1	0	1	-	-	-
Jacquizz Rodgers	1	0	1	-	-	-
Ryan Smith	1	0	1	-	-	-
Cameron Brate	0	1	1	-	-	-
<b>Totals</b>	<b>37</b>	<b>1</b>	<b>38</b>	<b>0</b>	<b>2</b>	<b>0</b>

### Return Touchdowns

38-yard interception return by Kwon Alexander, vs. L.A., 9/25/16  
 20-yard interception return by Chris Conte, vs. Chicago, 11/13/16

### Safeties

Ayers (forced fumble out of end zone), vs. Chicago, 11/13/16

Key	
TFL - Tackles for Loss	FF - Forced Fumbles
Yds - Yards	FR - Fumble Recoveries
QBP - Quarterback Pressures	OR - Own Recovered
PD - Passes Defensed	OOB - Out of Bounds

Blocked Kicks			
	FG	PAT	Punt
Totals	0	0	0

Own Fumbles				
	Total	Lost	OR	OOB
Cameron Brate	1	0	0	1
Joe Hawley	1	0	1	0
Adam Humphries	2	0	2	0
Charles Sims	1	1	0	0
Antone Smith	2	1	1	0
Jameis Winston	7	4	3	0
<b>Totals</b>	<b>14</b>	<b>6</b>	<b>7</b>	<b>1</b>

Miscellaneous Tackles/Fumbles			
	Tackles	FF	FR
Peyton Barber	1	0	0
Joe Hawley	3	0	0
Doug Martin	0	0	1
Ali Marpet	3	0	0
Kevin Pamphile	1	0	0
Cecil Shorts	1	0	0
Charles Sims	3	0	0
Antone Smith	0	0	1
Jameis Winston	0	0	3
<b>Totals</b>	<b>12</b>	<b>0</b>	<b>5</b>

## 2016 BUCCANEERS PARTICIPATION CHART

		Legend																			
		Position Abbreviation Indicates Start (e.g. RCB indicates started at right cornerback)										P = Played		DNP = Did Not Play		IA = Inactive		IR = Injured Reserve			
		N = Not on Roster				PS = Practice Squad				PUP = Phys. Unable to Perform				NFI = Res./Non-Football-Injury				RES = Reserve			
Player	P O S	G P	G S	D N P	I A	1 @atl	2 @az	3 LA	4 DEN	5 @car	6 @sf	7 OAK	8 ATL	9 CHI	10 @kc	11 SEA	12 @sd	13 NO	14 @dal	15 @no	16 CAR
Adjei-Barimah, Jude	CB	10	1	0	0	P	P	P	CB	P	P	P	P	P	P						
Aguayo, Roberto	K	10	0	0	0	P	P	P	P	P	P	P	P	P	P						
Alexander, Kwon	LB	10	10	0	0	MLB	MLB	MLB	MLB	MLB	MLB	MLB	MLB	MLB	MLB						
Allen, Josh	OL	0	0	0	0	PS	PS	PS	PS	PS	PS	PS	PS	PS	PS						
Anger, Bryan	P	10	0	0	0	P	P	P	P	P	P	P	P	P	P						
Ayers Jr., Robert	DE	6	6	0	4	DE	DE	IA	IA	IA	IA	DE	DE	DE	DE						
Banks, Johnthan	CB	5	0	0	2	P	P	P	P	P	IA	IA	N	N	N						
Barber, Peyton	RB	8	1	1	1	P	IA	P	P	DNP	P	P	RB	P	P						
Bennoch, Caleb	OL	2	1	0	8	IA	IA	IA	IA	IA	IA	IA	IA	LG	P						
Bond, Devante	LB	0	0	0	2	IA	IA	IR	IR	IR	IR	IR	IR	IR	IR						
Brate, Cameron	TE	10	5	0	0	P	P	TE	TE	TE	TE	P	P	P	TE						
Brown, Kourtnei	DE	0	0	0	0	N	N	N	N	N	N	N	N	N	N						
Butler, Jeremy	WR	0	0	0	0	PS	PS	PS	PS	N	N	N	N	N	N						
Cherilus, Gosder	T	9	1	1	0	DNP	P	P	P	P	P	P	P	TE	P						
Coe, Rodney	DT	0	0	0	0	N	PS	PS	PS	PS	PS	PS	PS	PS	N						
Conte, Chris	S	10	10	0	0	S	S	S	S	S	S	S	S	S	S						
Cross, Alan	TE	8	0	0	0	N	PS	P	P	P	P	P	P	P	P						
David, Lavonte	LB	10	10	0	0	WLB	WLB	WLB	WLB	WLB	WLB	WLB	WLB	WLB	WLB						
DePaola, Andrew	LS	10	0	0	0	P	P	P	P	P	P	P	P	P	P						
Dotson, Demar	T	10	10	0	0	RT	RT	RT	RT	RT	RT	RT	RT	RT	RT						
Dye, Donteea	WR	0	0	0	0	N	N	N	N	N	N	PS	PS	PS	PS						
Elliott, Javien	CB	0	0	0	0	PS	PS	PS	PS	PS	PS	PS	PS	PS	PS						
Elston, Trae	S	0	0	0	0	N	N	N	N	N	PS	PS	PS	PS	N						
Evans, Mike	WR	10	10	0	0	WR	WR	WR	WR	WR	WR	WR	WR	WR	WR						
Gholston, William	DE	10	10	0	0	DE	DE	DE	DE	DE	DE	DE	DE	DE	DE						
Glanton, Adarius	LB	10	0	0	0	P	P	P	P	P	P	P	P	P	P						
Glennon, Mike	QB	2	0	8	0	DNP	DNP	DNP	DNP	DNP	DNP	DNP	DNP	DNP	DNP						
Gottschalk, Ben	C	2	1	0	0	PS	PS	PS	PS	PS	PS	PS	PS	P	LG						
Griffin, Ryan	QB	0	0	1	9	IA	IA	IA	IA	DNP	IA	IA	IA	IA	IA						
Grimes, Brent	CB	10	10	0	0	CB	CB	CB	CB	CB	CB	CB	CB	CB	CB						
Hansbrough, Russell	RB	1	0	0	0	PS	N	N	N	N	P	PS	PS	PS	N	PS					
Hargreaves III, Vernon	CB	10	10	0	0	CB	CB	CB	CB	CB	CB	CB	CB	CB	CB						
Hawley, Joe	C	9	9	0	1	C	C	C	C	C	C	C	C	IA	C						
Huff, Josh	WR	0	0	0	0	N	N	N	N	N	N	N	N	N	PS	PS					
Hughes, John	DT	5	0	0	1	N	N	N	N	P	P	P	P	P	IA						
Humphries, Adam	WR	10	4	0	0	WR	WR	P	P	P	P	WR	WR	P	P						
Jackson, Vincent	WR	5	5	0	0	WR	WR	WR	WR	WR	WR	IR	IR	IR	IR	IR					
James, Mike	RB	3	0	0	0	N	N	N	N	N	N	N	P	P	P						
Johnson, George	DE	0	0	0	0	IR	IR	IR	IR	IR	IR	IR	IR	IR	IR						
Johnson, Isaiah	S	0	0	0	0	PS	PS	PS	PS	PS	PS	PS	PS	PS	PS						
Jones, Howard	DE	8	0	0	0	P	P	P	P	P	P	P	P	IR	IR						
Kerbyson, Kyler	OL	0	0	0	0	N	N	N	N	N	N	N	N	N	PS						
Keyes, Josh	LB	4	0	0	0	P	P	P	P	PS	N	N	N	N	N						
Krause, Jonathan	WR	0	0	0	0	N	N	N	PS	N	N	N	N	N	N						
Lambert, DaVonte	DT	9	3	0	1	IA	P	DE	P	DE	DE	P	P	P	P						
Lynch, Cameron	LB	6	0	0	0	N	PS	PS	PS	P	P	P	P	P	P						
Marpet, Ali	G	10	10	0	0	RG	RG	RG	RG	RG	RG	RG	RG	RG	RG						
Martin, Doug	RB	4	4	0	6	RB	RB	IA	IA	IA	IA	IA	IA	RB	RB						
Martino, Freddie	WR	7	0	0	0	PS	PS	P	P	N	P	P	P	P	P						
McCoy, Gerald	DT	9	9	0	1	DT	DT	DT	DT	IA	DT	DT	DT	DT	DT						
McDonald, Clinton	DT	6	6	0	4	DT	DT	DT	DT	IA	IA	IA	IA	DT	DT						
McDougal, Bradley	S	10	10	0	0	S	S	S	S	S	S	S	S	S	S						
Murphy, Louis	WR	0	0	0	0	PUP	PUP	PUP	PUP	PUP	PUP	PUP	PUP	PUP	PUP						
Myers, Brandon	TE	10	6	0	0	P	P	TE	TE	TE	P	TE	P	TE	TE						
Pamphile, Kevin	OL	8	8	0	2	LG	LG	LG	LG	LG	LG	LG	LG	IA	IA						
Robinson, Josh	CB	10	0	0	0	P	P	P	P	P	P	P	P	P	P						
Rodgers, Jacquizz	RB	6	3	0	3	N	P	P	P	RB	RB	RB	IA	IA	IA						
Russell, Ryan	DE	2	0	0	0	N	N	PS	PS	PS	PS	PS	PS	P	P						
Seferian-Jenkins, Austin	TE	2	0	0	0	P	P	N	N	N	N	N	N	N	N						
Shepard, Russell	WR	8	0	0	2	P	P	P	P	P	P	P	IA	IA	P						
Shorts, Cecil	WR	7	4	0	3	P	P	IA	IA	IA	WR	P	WR	WR	WR						
Silaga, Sealver	DT	0	0	0	1	N	N	N	N	N	N	N	N	N	IA						
Sims III, Charles	RB	4	2	0	0	P	P	RB	RB	IR	IR	IR	IR	IR	IR						
Smith, Antone	RB	3	0	0	0	N	N	N	N	N	P	P	P	IR	IR						
Smith, Daryl	LB	10	7	0	0	P	P	SLB	P	SLB	SLB	SLB	SLB	SLB	SLB						
Smith, Donovan	T	10	10	0	0	LT	LT	LT	LT	LT	LT	LT	LT	LT	LT						
Smith, Evan	OL	8	1	1	1	DNP	P	P	P	P	P	P	P	C	IA						
Smith, Jacques	DE	1	0	0	0	P	IR	IR	IR	IR	IR	IR	IR	IR	IR						
Smith, Ryan	CB	8	0	0	2	IA	IA	P	P	P	P	P	P	P	P						
Spence, Akeem	DT	10	4	0	0	P	P	P	P	DT	DT	DT	DT	P	P						
Spence, Noah	DE	10	1	0	0	P	P	P	DE	P	P	P	P	P	P						
Stocker, Luke	TE	7	5	0	3	TE	TE	IA	IA	IA	TE	TE	TE	P	P						
Sweezy, J.R.	G	0	0	0	0	PUP	PUP	PUP	PUP	PUP	PUP	PUP	PUP	PUP	PUP						
Tandy, Keith	S	10	0	0	0	P	P	P	P	P	P	P	P	P	P						
Verner, Alterraun	CB	10	2	0	0	CB	CB	P	P	P	P	P	P	P	P						
Vitale, Danny	TE	0	0	0	0	PS	PS	PS	PS	PS	N	N	N	N	N						
Ward, Channing	DE	5	1	0	4	IA	IA	P	P	DT	P	IA	P	IA	N						
Westbrook, Tevin	TE	0	0	0	0	N	N	N	N	N	PS	PS	PS	PS	PS						
Wester, Leonard	T	0	0	1	9	IA	IA	IA	IA	DNP	IA	IA	IA	IA	IA						
Winston, Jameis	QB	10	10	0	0	QB	QB	QB	QB	QB	QB	QB	QB	QB	QB						

## TAMPA BAY BUCCANEERS' 2016 PERSONNEL LOG

(By Date)

**January 1** – Placed S **Chris Conte** on Injured Reserve. Promoted LB **Devin Eubanks** to the active roster from the practice squad.

**January 5** – Signed C **Josh Allen**, WR **Andre Davis**, G **Antoine Everett**, C **Ben Gottschalk**, S **Gerod Holliman**, DE **Martin Ifedi**, DT **Derrick Lott**, CB **C.J. Roberts**, CB **Joel Ross**.

**January 6** – Relieved Head Coach **Lovie Smith** of duties.

**January 11** – Contract expired for cornerbacks coach **Gill Byrd**, defensive line coach **Joe Cullen**, defensive coordinator **Leslie Frazier**, wide receivers coach **Andrew Hayes-Stoker**, senior defensive assistant **Larry Marmie**, linebackers coach **Hardy Nickerson**, special teams coordinator **Kevin O'Dea**, safeties coach **Mikal Smith** and defensive quality control **Miles Smith**.

**January 15** – Named **Dirk Koetter** as head coach. Named **Mike Smith** as defensive coordinator.

**January 19** – Named **Mark Duffner** as linebackers coach, **Jay Hayes** as defensive line coach, **Jon Hoke** as secondary coach and **Nate Kaczor** as special teams coordinator.

**January 24** – Named **Todd Monken** as offensive coordinator/wide receivers coach.

**January 25** – Named **Zack Grossi** as assistant to the head coach, **Brett Maxie** as defensive backs coach and **Andrew Weidinger** as assistant wide receivers/game management

**February 5** – Signed DT **Davon Coleman**, DT **Cliff Matthews**, DE **Jermauria Rasco** and WR **Bernard Reedy**. Promoted **Brian McLaughlin** from team operations assistant to scouting assistant.

**February 16** – Named **John Spytek** director of player personnel.

**March 7** – G **Logan Mankins** announced retirement.

**March 8** – Re-signed S **Keith Tandy**. Released LB **Bruce Carter**.

**March 9** – Extended qualifying offers to S **Bradley McDougald** and WR **Russell Shepard**. Tendered LS **Andrew DePaola**, LB **Jeremiah George** and DE **Jacques Smith**.

**March 11** – Signed G **J.R. Sweezy**.

**March 14** – Signed DE **Robert Ayers Jr.**, CB **Brent Grimes** and CB **Josh Robinson**. Re-signed S **Chris Conte**.

**March 18** – Signed LB **Daryl Smith**.

**March 23** – Signed P **Bryan Anger**.

**April 5** – LS **Andrew DePaola** signed exclusive rights contract. S **Bradley McDougald** signed restricted free agent tender.

**April 6** – LB **Jeremiah George** signed exclusive rights contract.

**April 11** – DE **Jacques Smith** signed exclusive rights contract. WR **Russell Shepard** signed restricted free agent tender.

**April 19** – Signed QB **Dan LeFevour**.

**April 25** – Signed RB **Storm Johnson**.

**April 29** – Waived WR **Andre Davis**, LB **Darius Eubanks**, G **Antoine Everett**, S **Gerod Holliman**, DT **Derrick Lott**, S **Kimario McFadden**, LB **Jermauria Rasco** and CB **C.J. Roberts**.

**May 2** – Released K **Connor Barth**. Waived DE **Martin Ifedi**. Signed RB **Peyton Barber**, FB **Tim Brown**, TE **Kivon Cartwright**, LB **Tyson Coleman**, FB **Alan Cross**, T **Taylor Fallin**, RB **Russell Hansbrough**, S **Traveon Henry**, S **Isaiah Johnson**, DT **DaVonte Lambert**, LB **Cassanova McKinzy**, DT **Jontavious Morris**, LB **Luke Rhodes**, OL **Dominique Robertson**, S **Elijah Shumate**, WR **Dez Stewart**, DL **Channing Ward** and T **Leonard Wester**.

**May 5** – Signed OL **Caleb Benenoch** and DB **Ryan Smith**.

**May 6** – Signed LB **Devonte Bond** and CB **Vernon Hargreaves III**.

**May 7** – Signed TE **Danny Vitale**.

**May 9** – Signed LB **Micah Awe**, DT **Travis Britz**, WR **Andre Davis** and T **Kelby Johnson**. Waived TE **Tim Brown**, LB **Tyson Coleman** and DT **Jontavious Morris**.

**May 12** – Awarded S **John Lowdermilk** off of waivers from Minnesota. Signed WR **Freddie Martino** and DE **Noah Spence**. Waived S **Traveon Henry** and WR **Dez Stewart**.

**May 17** – Signed DT **A.J. Francis**. Waived DT **Davon Coleman**.

**May 19** – Waived K **Patrick Murray**.

**May 24** – Placed S **John Lowdermilk** on the Reserve/Retired list.

**May 26** – Signed CB **Javien Elliott** and S **Kimario McFadden**.



**June 7** – Signed K **Roberto Aguayo**.

**July 21** – Waived S **John Lowdermilk** from the Reserve/Retired list

**July 23** – Awarded WR **Jonathan Krause** off of waivers from the Philadelphia Eagles. Waived (non-football injury) OL **Dominique Robertson**.

**July 26** – Signed OL **Joel Hale**. Placed WR **Louis Murphy** and G **J.R. Sweezy** on Active/Physically Unable to Perform list. Placed S **Elijah Shumate** on Active/Non-Football Injury list. Waived OL **Garrett Gilkey** with a failed physical.

**July 28** – Awarded CB **Daniel Davie** off of waivers from the Indianapolis Colts. Waived CB **Joel Ross**.

**August 3** – Signed OL **Caylin Hauptmann**. Waived QB **Dan LeFevour**.

**August 4** – Activated S **Elijah Shumate** from the Active/Non-Football Injury list.

**August 5** – Signed DE **Martin Ifedi**. Placed DE **George Johnson** on Injured Reserve

**August 6** – Waived OL **Caylin Hauptmann**.

**August 8** – Signed OL **Kelvin Palmer**.

**August 15** – Signed DT **Ishmaa'ily Kitchen**. Waived (injured) S **Elijah Shumate**.

**August 20** – Released S **Elijah Shumate** with injury settlement.

**August 22** – Signed T **Kyler Kerbyson**. Waived LB **Cassanova McKinzy**. Waived (injured) **Kelby Johnson**.

**August 28** – Waived DT **Travis Britz**, CB **Daniel Davie**, WR **Andre Davis**, OL **Taylor Fallin**, LB **Jeremiah George**, DE **Martin Ifedi**, RB **Storm Johnson**, DT **Ishmaa'ily Kitchen**, S **Kimario McFadden**, P **Jacob Schum** and TE **Tevin Westbrook**. Released S **Major Wright**.

**August 30** – Signed LB **Jeremiah George** and S **Kimario McFadden**. Placed WR **Louis Murphy** and G **J.R. Sweezy** on Reserve/Physically Unable to Perform list. Waived (injured) WR **Donteea Dye**. Waived OL **Joel Hale**.

**September 3** – Waived C **Josh Allen**, LB **Micah Awe**, RB **Peyton Barber**, DE **Kourtnei Brown**, CB **Javien Elliot**, DT **A.J. Francis**, LB **Jeremiah George**, C **Ben Gottschalk**, RB **Russell Hansbrough**, S **Isaiah Johnson**, T **Kyler Kerbyson**, LB **Josh Keyes**, WR **Jonathan Krause**, WR **Freddie Martino**, S **Kimario McFadden**, OL **Kelvin Palmer**, LB **Luke Rhodes** and TE **Danny Vitale**. Released DT **Cliff Matthews**. Waived (injured) WR **Kenny Bell**, TE **Kivon Cartwright** and WR **Bernard Reedy**.

**September 4** – Signed OL **Josh Allen**, LB **Micah Awe**, RB **Peyton Barber**, WR **Jeremy Butler**, CB **Javien Elliot**, C **Ben Gottschalk**, RB **Russell Hansbrough**, S **Isaiah Johnson**, LB **Josh Keyes** and WR **Freddie Martino** to practice squad.

**September 6** – Signed WR **Cecil Shorts III**. Waived WR **Evan Spencer**.

**September 7** – Waived (injured) RB **Mike James**.

**September 8** – Promoted RB **Peyton Barber** from the practice squad to the active roster. Signed WR **Evan Spencer** to the practice squad.

**September 9** – Released WR **Evan Spencer** from the practice squad.

**September 10** – Promoted LB **Josh Keyes** from the practice squad to the active roster. Waived TE **Alan Cross**. Signed TE **Danny Vitale** to the practice squad. Released LB **Micah Awe** from the practice squad.

**September 12** – Placed DE **Jacquies Smith** on Injured Reserve.

**September 13** – Signed RB **Jacquizz Rodgers**. Signed TE **Alan Cross** and LB **Cameron Lynch** to practice squad.

**September 14** – Signed DT **Rodney Coe** to the practice squad. Released RB **Russell Hansbrough** from the practice squad.

**September 21** – Promoted WR **Freddie Martino** from the practice squad to the active roster. Waived LB **Josh Keyes**. Signed DE **Ryan Russell** to the practice squad.

**September 23** – Signed LB **Josh Keyes**. Promoted TE **Alan Cross** from the practice squad to the active roster. Waived TE **Austin Seferian-Jenkins**. Placed LB **Devante Bond** on Injured Reserve.

**September 23** – Signed WR **Jonathan Krause** to the practice squad.

**October 3** – Signed DT **John Hughes III**. Waived LB **Josh Keyes** and WR **Freddie Martino**.

**October 4** – Promoted WR **Jeremy Butler** from the practice squad to the active roster.

**October 5** – Signed RB **Russell Hansbrough** and LB **Josh Keyes** to the practice squad. Released WR **Jonathan Krause** from the practice squad.

**October 9** – Promoted LB **Cameron Lynch** from the practice squad to the active roster. Waived WR **Jeremy Butler**.

**October 10** – Promoted RB **Russell Hansbrough** from the practice squad to the active roster. Placed RB **Charles Sims III** on Injured Reserve.

**October 11** – Released LB **Josh Keyes** from the practice squad.

**October 17** – Signed RB **Antone Smith**. Waived RB **Russell Hansbrough**. Signed WR **Donteea Dye**, S **Trae Elston**, WR **Freddie Martino** and TE **Tevin Westbrook** to the practice squad.

**October 10** – Promoted WR **Donteea Dye** from the practice squad to the active roster. Placed WR **Vincent Jackson** on Injured Reserve. Signed RB **Russell Hansbrough** to the practice squad.

**October 22** – Promoted WR **Freddie Martino** from the practice squad to the active roster. Waived WR **Donteea Dye**.

**October 25** – Signed WR **Donteea Dye** to the practice squad.

**November 1** – Signed RB **Mike James**. Waived CB **Johnthan Banks**.

**November 7** – Promoted RB **Russell Hansbrough** from the practice squad to the active roster. Placed DE **Howard Jones** and RB **Antone Smith** on Injured Reserve.

**November 12** – Promoted C **Ben Gottschalk** and DE **Ryan Russell** from the practice squad to the active roster. Waived RB **Russell Hansbrough**.

**November 15** – Signed DE **Kourtnei Brown**, RB **Russell Hansbrough** and OL **Kyler Kerbyson** to the practice squad. Released S **Trae Elston** from the practice squad.

**November 16** – Awarded DT **Sealver Siliga** off of waivers from Seattle. Waived DL **Channing Ward**.

**November 18** – Signed DL **Channing Ward** to the practice squad. Released DT **Rodney Coe** from practice squad.

# TAMPA BAY BUCCANEERS' 2016 PERSONNEL LOG

(By Player and Coach)

**Aguayo, Roberto** ..... **K**  
June 7 Signed Contract

**Anger, Bryan** ..... **P**  
March 23 Signed Contract

**Allen, Josh** ..... **C**  
January 5 Signed Contract  
September 3 Waived  
September 4 Signed to practice squad

**Awe, Micah** ..... **LB**  
May 9 Signed Contract  
September 3 Waived  
September 4 Signed to practice squad  
September 10 Released from practice squad

**Ayers Jr., Robert** ..... **DE**  
March 14 Signed Contract

**Banks, Johnthan** ..... **CB**  
November 1 Waived

**Barber, Peyton** ..... **RB**  
May 2 Signed Contract  
September 3 Waived  
September 4 Signed to practice squad  
September 8 Promoted to active roster

**Barth, Connor** ..... **K**  
May 2 Released

**Bell, Kenny** ..... **WR**  
September 3 Waived (injured)

**Benenoch, Caleb** ..... **OL**  
May 5 Signed Contract

**Bond, Devonte** ..... **LB**  
May 6 Signed Contract  
September 23 Placed on Injured Reserve

**Brown, Kourtnei** ..... **DE**  
September 3 Waived  
November 15 Signed to practice squad

**Brown, Tim** ..... **FB**  
May 2 Signed Contract  
May 9 Waived

**Britz, Travis** ..... **DT**  
May 9 Signed Contract  
August 28 Waived

**Butler, Jeremy** ..... **WR**  
September 4 Signed to practice squad  
October 4 Promoted to the active roster  
October 9 Waived

**Byrd, Gill** ..... **Cornerbacks Coach**  
January 11 Contract Expired

**Carter, Bruce** ..... **LB**  
March 8 Released

**Cartwright, Kivon** ..... **TE**  
May 2 Signed Contract  
September 3 Waived (injured)

**Coe, Rodney** ..... **DT**  
September 14 Signed to practice squad  
November 18 Released from practice squad

**Coleman, Davon** ..... **DT**  
February 5 Signed Contract  
May 17 Waived

**Coleman, Tyson** ..... **LB**  
 May 2 Signed Contract  
 May 9 Waived  
**Conte, Chris**..... **S**  
 January 1 Placed on Injured Reserve  
 March 14 Signed Contract  
**Cross, Alan** ..... **FB**  
 May 2 Signed Contract  
 September 10 Waived  
 September 13 Signed to practice squad  
 September 23 Promoted to active roster  
**Cullen, Joe**..... **Defensive Line Coach**  
 January 11 Contract Expired  
**Davie, Daniel**..... **CB**  
 July 28 Awarded off of waivers (IND)  
 August 28 Waived  
**Davis, Andre** ..... **WR**  
 January 5 Signed Contract  
 April 29 Waived  
 May 9 Signed Contract  
 August 28 Waived  
**DePaola, Andrew** ..... **LS**  
 March 9 Tendered  
 April 5 Signed Exclusive Rights Contract  
**Duffner, Mark**..... **Linebackers Coach**  
 January 19 Named linebackers coach  
**Dye, Donteea** ..... **WR**  
 August 30 Waived (Injured)  
 October 17 Signed to practice squad  
 October 19 Promoted to active roster  
 October 25 Signed to practice squad  
**Elliott, Javien**..... **CB**  
 May 26 Signed Contract  
 September 3 Waived  
 September 4 Signed to practice squad  
**Elston, Trae** ..... **S**  
 October 17 Signed to practice squad  
 November 15 Released from practice squad  
**Eubanks, Devin** ..... **LB**  
 January 1 Promoted to active roster  
 April 29 Waived  
**Everett, Antoine** ..... **G**  
 January 5 Signed Contract  
 April 29 Waived  
**Fallin, Taylor**..... **T**  
 May 2 Signed Contract  
 August 28 Waived  
**Francis, A.J.**..... **DT**  
 May 17 Signed Contract  
 September 3 Waived  
**Frazier, Leslie** ..... **Defensive Coordinator**  
 January 11 Contract Expired  
**George, Jeremiah**..... **LB**  
 March 9 Tendered  
 April 5 Signed Exclusive Rights Contract  
 August 28 Waived  
 August 30 Signed Contract  
 September 3 Waived  
**Gilkey, Garrett** ..... **OL**  
 July 26 Waived (failed physical)

**Gottschalk, Ben**..... **C**  
January 5 Signed Contract  
September 3 Waived  
September 4 Signed to practice squad  
November 12 Promoted to active roster

**Grimes, Brent** ..... **CB**  
March 14 Signed Contract

**Grossi, Zack** ..... **Assistant to the Head Coach**  
January 19 Named assistant to the head coach

**Hale, Joel** ..... **OL**  
July 26 Signed Contract  
August 30 Waived

**Hansbrough, Russell** ..... **RB**  
May 2 Signed Contract  
September 3 Waived  
September 4 Signed to practice squad  
September 14 Released from practice squad  
October 5 Signed to practice squad  
October 10 Promoted to active roster  
October 17 Waived  
October 19 Signed to practice squad  
November 7 Promoted to active roster  
November 12 Waived  
November 15 Signed to practice squad

**Hargreaves III, Vernon** ..... **CB**  
May 6 Signed Contract

**Hauptmann, Caylin** ..... **OL**  
August 3 Signed Contract  
August 6 Waived

**Hayes, Jay** ..... **Defensive Line Coach**  
January 19 Named defensive line coach

**Hayes-Stoker, Andrew** ..... **Wide Receivers Coach**  
January 11 Contract Expired

**Henry, Traveon**..... **S**  
May 2 Signed Contract  
May 12 Waived

**Hoke, Jon**..... **Secondary Coach**  
January 19 Named secondary coach

**Holliman, Gerod** ..... **S**  
January 5 Signed Contract  
April 29 Waived

**Hughes III, John** ..... **DT**  
October 3 Signed Contract

**Ifedi, Martin**..... **DE**  
January 5 Signed Contract  
May 2 Waived  
August 5 Signed Contract  
August 28 Waived

**Jackson, Vincent**..... **WR**  
October 19 Placed on Injured Reserve

**James, Mike**..... **RB**  
September 7 Waived (injured)  
November 1 Signed Contract

**Johnson, George** ..... **DE**  
August 5 Placed on Injured Reserve

**Johnson, Isaiah**..... **S**  
May 2 Signed Contract  
September 3 Waived  
September 4 Signed to practice squad

**Johnson, Kelby** ..... **T**  
May 9 Signed Contract  
August 22 Waived (injured)

**Johnson, Storm**..... **RB**  
April 25 Signed Contract  
August 28 Waived

**Jones, Howard** ..... **DE**  
November 7 Placed on Injured Reserve

**Kaczor, Nate** ..... **Special Teams Coordinator**  
January 19 Named special teams coordinator

**Kerbyson, Kyler** ..... **OL**  
August 22 Signed Contract  
September 3 Waived  
November 15 Signed to practice squad

**Keyes, Josh** ..... **LB**  
September 3 Waived  
September 4 Signed to practice squad  
September 10 Promoted to active roster  
September 21 Waived  
September 23 Signed Contract  
October 3 Waived  
October 5 Signed to practice squad  
October 11 Release from practice squad

**Kitchen, Ishmaa'ily** ..... **DT**  
August 15 Signed Contract  
August 28 Waived

**Koetter, Dirk** ..... **Head Coach**  
January 15 Named head coach

**Krause, Jonathan**..... **WR**  
July 23 Awarded off of waivers (PHI)  
September 3 Waived  
September 28 Signed to practice squad  
October 5 Released from practice squad

**Lambert, DaVonte** ..... **DT**  
May 2 Signed Contract

**LeFevour, Dan** ..... **QB**  
April 19 Signed Contract  
August 3 Waived

**Lott, Derrick**..... **DT**  
January 5 Signed Contract  
April 29 Waived

**Lowdermilk, John** ..... **S**  
May 12 Awarded off of waivers (MIN)  
May 24 Placed on Reserve/Retired list  
July 21 Waived from Reserve/Retired list

**Lynch, Cameron**..... **LB**  
September 13 Signed to practice squad  
October 9 Promoted to active roster

**Mankins, Logan**..... **G**  
March 7 Announced retirement

**Marmie, Larry** ..... **Senior Defensive Assistant**  
January 11 Contract Expired

**Martino, Freddie** ..... **WR**  
May 12 Signed Contract  
September 3 Waived  
September 4 Signed to practice squad  
September 21 Promoted to active roster  
October 3 Waived  
October 17 Signed to practice squad

**Matthews, Cliff**..... **DT**  
February 5 Signed Contract  
September 3 Released

**Maxie, Brett**..... **Defensive Backs Coach**  
January 19 Named defensive backs coach

**McDougald, Bradley ..... S**  
 March 9           Qualifying offer extended  
 April 5           Signed RFA Tender

**McFadden, Kimario..... S**  
 April 29           Waived  
 May 26           Signed Contract  
 August 28        Waived  
 August 30        Signed Contract  
 September 3     Waived

**McKinzy, Cassanova ..... LB**  
 May 2            Signed Contract  
 August 22        Waived

**McLaughlin, Brian..... Scouting Assistant**  
 February 5       Promoted from Team Operations Assistant

**Monken, Todd..... Offensive Coordinator/Wide Receivers Coach**  
 January 19       Named linebackers coach

**Morris, Jontavius ..... DT**  
 May 2            Signed Contract  
 May 9            Waived

**Murphy, Louis ..... WR**  
 July 26           Placed on Active/PUP list  
 August 30        Placed on Reserve/PUP list

**Murray, Patrick..... K**  
 May 19           Waived

**Nickerson, Hardy ..... Linebackers Coach**  
 January 11       Contract Expired

**O'Dea, Kevin..... Special Teams Coordinator**  
 January 11       Contract Expired

**Palmer, Kelvin ..... OL**  
 August 8         Signed Contract  
 September 3     Waived

**Rasco, Jermauria ..... DE**  
 February 5       Signed Contract  
 April 29         Waived

**Reedy, Bernard ..... WR**  
 February 5       Signed Contract  
 September 3     Waived (injured)

**Rhodes, Luke ..... RB**  
 May 2            Signed Contract  
 September 3     Waived

**Roberts, C.J..... CB**  
 January 5        Signed Contract  
 April 29         Waived

**Robertson, Dominique ..... OL**  
 May 2            Signed Contract  
 July 23          Waived (non-football injury)

**Robinson, Josh ..... CB**  
 March 14         Signed Contract

**Rodgers, Jacquizz ..... RB**  
 September 13    Signed Contract

**Ross, Joel..... CB**  
 January 5        Signed Contract  
 July 28          Waived

**Russell, Ryan ..... DE**  
 September 21    Signed to practice squad  
 November 12     Promoted to active roster

**Schum, Jacob..... P**  
 August 28        Waived

**Seferian-Jenkins, Austin ..... TE**  
 September 23    Waived

**Shepard, Russell** ..... **WR**  
 March 9           Qualifying offer extended  
 April 11           Signed RFA Tender

**Shorts III, Cecil** ..... **WR**  
 September 6       Signed Contract

**Shumate, Elijah** ..... **S**  
 May 2             Signed Contract  
 July 26           Placed on Active/NFI list  
 August 4          Activated from Active/NFI list  
 August 15         Waived (Injured)  
 August 20         Released with injury settlement

**Siliga, Sealver**..... **DT**  
 November 16      Awarded off of waivers (SEA)

**Sims III, Charles** ..... **RB**  
 October 10       Placed on Injured Reserve

**Smith, Antone**..... **RB**  
 October 17       Signed contract  
 November 7       Placed on Injured Reserve

**Smith, Daryl** ..... **LB**  
 March 18          Signed Contract

**Smith, Jacquies**..... **DE**  
 March 9           Tendered  
 April 5           Signed Exclusive Rights Contract  
 September 12     Placed on Injured Reserve

**Smith, Lovie**..... **Head Coach**  
 January 6         Relieved of duties

**Smith, Mikal** ..... **Safeties Coach**  
 January 11       Contract Expired

**Smith, Mike** ..... **Defensive Coordinator**  
 January 15       Named defensive coordinator

**Smith, Miles** ..... **Defensive Quality Control**  
 January 11       Contract Expired

**Smith, Ryan** ..... **DB**  
 May 5             Signed Contract

**Spence, Noah** ..... **DE**  
 May 12           Signed Contract

**Spencer, Evan** ..... **WR**  
 September 6      Waived  
 September 4      Signed to practice squad  
 September 9      Released from practice squad

**Spytek, John**..... **Director of Player Personnel**  
 February 16      Named director of player personnel

**Stewart, Dez**..... **WR**  
 May 2             Signed Contract  
 May 12           Waived

**Sweezy, J.R.** ..... **G**  
 March 10          Signed Contract  
 July 26           Placed on Active/PUP list  
 August 30         Placed on Reserve/PUP list

**Tandy, Keith** ..... **S**  
 March 8           Signed Contract

**Vitale, Danny** ..... **TE**  
 May 7             Signed Contract  
 September 3      Waived  
 September 10     Signed to practice squad

**Ward, Channing** ..... **DE**  
 May 2             Signed Contract  
 November 16      Waived  
 November 18      Signed to practice squad

**Weidinger, Andrew** ..... **Assistant Wide Receivers/Game Management**  
 January 19       Named assistant wide receivers/game management



<b>Westbrook, Tevin</b> .....	<b>TE</b>
August 28	Waived
October 17	Signed to practice squad
<b>Wester, Leonard</b> .....	<b>T</b>
May 2	Signed Contract
<b>Wright, Major</b> .....	<b>S</b>
August 28	Released